


1 9 9 5




1 9 9 6

MEDIA GUIDE





Working Together To Reach New Heights



FROM THE SPORTS LIBRARY OF
RETROSEASONS  **com**

www.retroseasons.com/library/

TABLE OF CONTENTS

Club Directory.....	3	Records by Season.....	102
Alamodome.....	4	All-Time Coaches.....	102
Alamodome Seating Map.....	5	Spurs Leaders by Year.....	104-105
Spurs Ownership Group.....	8	Spurs All-Time Leaders.....	106-107
Gen. Robert F. McDermott.....	9	Career Average Leaders.....	108
John C. Diller.....	10	All-Time Attendance.....	108
Gregg Popovich.....	11	Spurs Season Highs.....	109
Bob Hill.....	12	Spurs Top Games.....	110
Assistant Coaches.....	13-15	Spurs NBA Honor Roll.....	112-113
Russ Bookbinder.....	16	Spurs Among League Leaders.....	114-115
Spurs Executives.....	17-19	All-Time Draft History.....	116-117
Spurs Staff.....	20-22	Key Dates in Spurs History.....	118-119
		All-Time Transactions.....	120-124
Spurs Players	23	Spurs Rookie Leaders.....	125
1995-96 Roster.....	25	All-Time Playoff Results.....	126-129
Cory Alexander.....	26-27	All-Time Playoff Leaders.....	130-131
Greg Anderson.....	28-30		
Vinny Del Negro.....	32-34	Spurs Year-By-Year Reviews	133-173
Sean Elliott.....	36-38		
Carl Herrera.....	40-42	Former Spurs Statistics	175-210
Avery Johnson.....	44-47		
Brad Lohaus.....	48-50	Spurs Franchise Records	211-235
Will Perdue.....	52-54		
Chuck Person.....	56-59	The NBA	237-248
J.R. Reid.....	60-62	NBA Staff.....	238-239
Doc Rivers.....	64-67	CBA Directory.....	241
David Robinson.....	68-71	All-Time NBA Leaders.....	242-243
Dell Demps.....	73	Active NBA Leaders.....	244-245
		Playoff Leaders.....	246-247
1994-95 Season in Review	75-99	NBA Coaches Records.....	248
Final Standings/NBA Grid.....	76		
Spurs 1994-95 Statistics.....	77-79	Spurs vs NBA Opponents	249-278
1994-95 Notes.....	80	Spurs Hotel List.....	250
Spurs Day-By-Day.....	82-85	NBA Teams.....	251-278
Misc. Stats.....	87-88		
Top Performances.....	89	Spurs In The Community	279
Team High and Lows.....	90	Spurs Foundation.....	280-283
NBA Honor Roll.....	91	Silver Dancers.....	284
NBA Attendance.....	92	Spurs Media Outlets.....	285
NBA Leaders.....	93	Spurs Television.....	286
Final NBA Teams Stats.....	94	Spurs Radio.....	287
Spurs Playoff Stats.....	95-98	1995-96 Schedule.....	288
NBA Playoff Leaders.....	99		
Spurs History	101-135		

The 1995-96 San Antonio Spurs Media Guide was written and edited by Tom James, with the assistance of Becky Salini. Cover art by Pentagram. Design and typesetting by Harte-Hanks Multimedia Graphics. Printed by Quadrangle. Photography by Clarke Evans and NBA Photos. A special thanks to Elias Sports Bureau and NBA Photos for their assistance. The information in this publication was compiled by the San Antonio Spurs and is provided as a courtesy to our fans and the media and may be used only for personal and editorial purposes. Any commercial use of this information is prohibited without the prior written consent of NBA Properties, Inc. and the respective teams and may not be reproduced for commercial purposes without the prior written consent of NBA Properties, Inc. Copyright 1995 © San Antonio Spurs.



obey **ST!**
TO OBEY YOUR
only your!
Thirst!
THIRST!



OFFICIAL SOFT DRINK OF THE NBA

©1994 The Coca-Cola Company. "Sprite" and "Obey Your Thirst" are trademarks of The Coca-Cola Company.

CLUB DIRECTORY

Office: Alamodome, 100 Montana Street, San Antonio, TX 78203

Telephone: (210) 554-7700

Chairman.....	Gen. Robert McDermott
President/Chief Executive Officer.....	John C. Diller
Executive Vice President, Basketball Operations/General Manager.....	Gregg Popovich
Executive Vice President/Business Operations.....	Russ Bookbinder

Basketball Staff

Head Coach.....	Bob Hill
Director of Player Personnel.....	Sam Schuler
Assistant Coaches.....	Hank Egan, Dave Cowens, Paul Pressey
Scouts.....	R.C. Buford, Ed Manning
Trainer/Director of Travel.....	John Andersen
Basketball Executive Assistant.....	Yvonne Mathews
Basketball Administrative Assistant.....	Moe Riley
Basketball Operations Assistant.....	Cindi Ryan
Strength and Conditioning Coach.....	Mike Brungardt
Video Coordinator.....	Mike Budenholzer
Equipment Manager.....	Bill Cantrel

Administrative Staff

Sr. Vice President/Broadcasting	Lawrence Payne
Broadcast Sales Manager.....	Jay Wisse
Broadcast Sales Manager.....	Jamie Allen
Corporate Sponsor Coordinator.....	Debbie Major
Broadcast Traffic Coordinator.....	Robbie Quintana
Broadcast Producer.....	Mike Kickirillo
Video Facilities Manager.....	Clinton Rathmell
Computer Resource Manager.....	Tod Calfisch
Video Facilities Producer.....	Darr Weeks
Broadcasters.....	Dave Barnett and Coby Dietrick (Television), Jay Howard (WOAI Radio), Paul Castro (KCOR Radio)

Vice President/Chief Financial Officer	Rick Pych
Controller.....	Lori Warren
Senior Accountant.....	Kim Kellel
Financial Assistant.....	Charlotte Kothman
Financial Assistant.....	Tammy Turner

Vice President/Marketing	Bruce Guthrie
Marketing Assistant.....	Eleanor Tavarez
Regional Marketing Manager.....	Jack Cuchran
Promotions Special Events Manager.....	Wendy Welsh
Promotions Coordinator.....	Cindy Pfeifer
Promotions Coordinator.....	Mireya Anchondo
Advertising Coordinator.....	Gary Dugan
Broadcast/Promotions Assistant.....	Kim Kiemy

Vice President/Sales	Joe Clark
Sales Assistant.....	Kelly Tidwell
Corporate Sales Manager.....	Jeff Altman
Account Executives.....	Bill Houston, Greg Hall, Gina Garza, Chris Evans, J. Barry, Ed Villanueva Dick McDowell

Group Sales Manager.....	Larry Chu
Director of Ticket Operations	Larry Chu
Ticket Accounting Manager.....	Pat Quinn
Ticket Office Groups.....	Dawn Vordenbaum
Ticket Office Assistant.....	Grace Guzman
Ticket Office Assistant.....	Shawn Mahr
Ticket Office Assistant.....	Amy Mendez
Box Office Representative.....	Arthur Serna
Customer Relations Coordinator.....	Jennifer Flynn
Customer Relations Coordinator.....	Bruce Turner
Ticket Sales Receptionist.....	Lesley Reichert

Vice President/Administration and Communications	Larry Alexander
Director of Community Relations.....	Alison Fox
Community Relations Assistant.....	Tara Hopper
Community Projects Manager.....	Rick Hill
Appearance Coordinator.....	Kristi Kenaga
Community Relations Representative.....	Johnny Moore
Community Relations Representative.....	George Gervin

Director of Media Services	Tom James
Media Services Coordinator.....	Becky Salini

Director of Human Resources/Office Manager	Paula Winslow
Receptionist.....	Evelyn Vargas
Mail/Supply Assistant.....	John Coleman
Executive Assistant.....	Diane Flack
Executive Assistant.....	Lenae Edwards

ALAMODOME



The Alamodome - which had its grand opening on May 15, 1993 - is unlike any other stadium in the world due to its design and versatility. The facility has a cable-suspended roof, a retractable seating system, a flexible floor grid system, formal entries and large food court areas.

The Spurs moved into the Alamodome prior to the start of the 1993-94 season. They kicked off their first year in the facility in grand fashion as an NBA opening night record crowd of 36,523 was on hand on 11/5/93 as the Spurs beat Golden State 95-90 in the first regular season NBA game ever played in the Dome. Over the last two seasons, more than two million fans have seen the Spurs play in the Alamodome.

But the Alamodome is used for more than the Spurs. With the addition of the Alamodome, the city of San Antonio is set to become a major player in the sports world. The first major sporting event in the Alamodome was the U.S. Olympic Festival-'93 which took place in July of 1993. Since that time the Dome has hosted NCAA football and basketball games, NFL games, NHL games, world-championship boxing matches and numerous concerts. Wayne Gretzky and the L.A. Kings, Emmitt Smith and the Dallas Cowboys and Mick Jagger and the

Rolling Stones are among those who have played in the Alamodome over the last two years. In addition, San Antonio, and the Dome, are the home of the annual Builders Square Alamo Bowl.

But the best is yet to come. In February of 1996, the eyes of the world will be on San Antonio and the Alamodome, as the city hosts the 1996 NBA All-Star Weekend. The following year the Alamodome will host a Region Final of the 1997 NCAA Basketball Tournament before serving as the home of the 1998 NCAA Final Four.

The Alamodome has several configurations, ranging from 5,000 seats for small conventions to over 65,000 for major football games. For Spurs games, the Alamodome holds 20,662 on a nightly basis. In addition, for selected games, the Spurs open the upper level of the facility, pushing capacity to 35,888.

In its basketball configuration the Alamodome features 32 luxury suites and a section of over 3,500 club level seats that provide Spurs fans with a pair of upscale viewing options. The Spurs are the only NBA team to play its entire home schedule in a domed stadium.

The total cost of the Alamodome was \$186 million and, thanks to a half-cent sales tax that was in effect from 1989-94, the Dome is completely debt free.



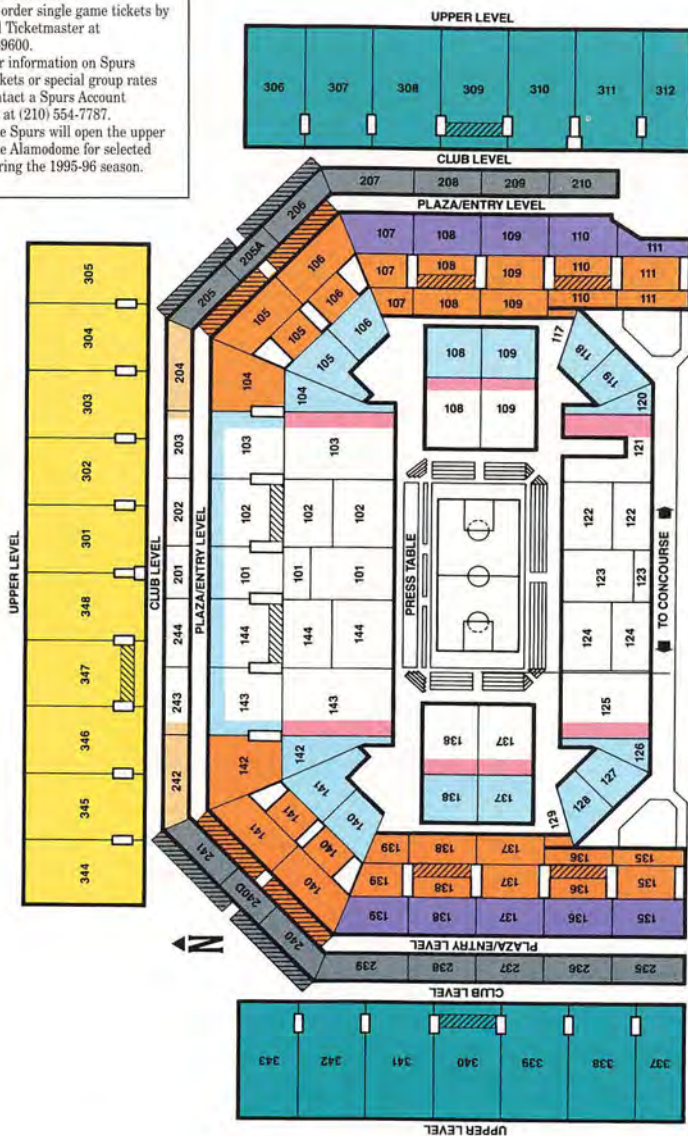
SEATING CHART

Individual game tickets can be purchased in person at the Spurs Ticket Office located in the southwest corner of the Alamodome. Tickets can also be purchased in person at the Spurs Shop, located at 600 East Market Street, and at all local Ticketmaster locations.

To order single game tickets by phone call Ticketmaster at (210) 224-9600.

For information on Spurs season tickets or special group rates please contact a Spurs Account Executive at (210) 554-7787.

The Spurs will open the upper level of the Alamodome for selected games during the 1995-96 season.



FLY SOUTHWEST. ANY DIRECTION.



It's amazing where you can go by traveling Southwest. Because now Southwest Airlines, with our everyday low fares, convenient flights, and Legendary Customer Service, flies to all of these cities. For details on the cities we serve and available flight connections, call your travel agent or Southwest Airlines. We'll get you headed in the right direction.



SOUTHWEST
THE Low Fare Airline™

617-1221

FRONT OFFICE



OWNERSHIP GROUP

On March 26, 1993 a group of 22 investors purchased the San Antonio Spurs from Red McCombs for \$75 million. The group of investors make up a Limited Partnership known as San Antonio Spurs Ltd. The General Partner is a group known as the San Antonio Athletic Club, Inc. and it is this group that serves the team's governing and decision-making body. General Robert F. McDermott serves as the Chairman of the Board of the San Antonio Athletic Club.

GENERAL PARTNER - SAN ANTONIO ATHLETIC CLUB, INC.



Robert F. McDermott
Chairman of the Board
Executive Committee



John C. Diller
President/Chief
Executive Officer
Executive Committee



Clayton I. Bennett
OPUBCO Properties
Executive Committee



General H. T. Johnson
USAA



Charles Ebrum
Zachry Hospitality



John R. Farquharson
ARA RBI, Inc.



Cassandra Carr
SBC Communications



James R. Leininger, M.D.
Kinetic Concepts



George C. (Tim) Hixon

THE FOLLOWING INDIVIDUALS AND BUSINESSES ARE THE INVESTORS IN SAN ANTONIO SPURS LTD.:

ARA RBI, Inc., Raymond Barshick, Raul S. Cantu Trust, Richard Cantu Trust, Clear Channel Communications, John C. Diller, George C. Hixon, International Bancshares Corporation, Kinetic Concepts Inc., Sylvan Stephen Lang, Paul R. Markey, Mrs. Irving A. Mathews, Robert F. McDermott, OPUBCO Properties Inc., R&B Partnership (Russell and Bruce Hill), Southwest Business Corp., SBC Communications, Inc., Felix Stehling, U.S. Long Distance Corp. USAA Property Holdings Inc., Valero Management Co., Zachry Hospitality.



BRIG. GEN. ROBERT F. McDERMOTT

Chairman

General Robert McDermott retired from USAA in September of 1993, stepping down as the company's Chairman and Chief Executive Officer. During his 25 years with the insurance and financial services company, Gen. McDermott helped turn USAA - and the city of San Antonio - into what they are today.

"If I had to pick the one individual who has made the most difference over the past 25 years, it would have to be General McDermott," said former San Antonio Mayor Lila Cockrell. "He is the one person we could not have done without."

Today, Gen. McDermott serves as the Chairman Emeritus of USAA and as the Chairman of the San Antonio Spurs.

McDermott, and USAA Property Holdings Inc., are two of the 22 investors that purchased the Spurs from Red McCombs on March 26, 1993.

Gen. McDermott joined USAA in 1968. When he became president in 1969, USAA had 2,683 employees and total assets of \$207 million. Today, the company has over \$33 billion in owned and managed assets and over 16,000 employees. USAA is the nation's fifth largest insurer of private automobiles and the nation's fourth largest homeowners insurer. The company offers its services worldwide and has offices in Frankfurt and London as well as other cities in the United States. In 1993, USAA was named one of the top 10 companies to work for in the best-selling book, "The 100 Best Companies to Work for in America."

Since moving to San Antonio in 1968, Gen. McDermott has worked hard to develop the Alamo City. In 1974, he was elected the Chairman of the Greater San Antonio Chamber of Commerce. Then in 1975, he founded the Economic Development Foundation and served as its Chairman until 1980. Today he serves as Chairman Emeritus of the Foundation, which plays a lead role in bringing new business to the city.

Gen. McDermott has also worked to develop the field of biotechnology in San Antonio, realizing that the field would create a viable economic sector for the 21st century. He founded and serves as Chairman of the Texas Research and Technology Foundation which is devel-

oping the Texas Research Park. Along with the University of Texas Health Science Center in San Antonio, the TRP forms the core of biotechnology for the city. And to help ensure success, Gen. McDermott has been a major force in getting the University of Texas Board of Regents to develop biotechnology facilities in San Antonio and to offer science and engineering programs to the doctoral level in support of biotechnology.

Gen. McDermott is a native of Boston, Massachusetts and has a bachelor's degree from the U.S. Military Academy and an

MBA from Harvard. He served in the U.S. Air Force as a command pilot, staff officer and professional educator.

In 1959 he was appointed the permanent Dean of the Faculty at the U.S. Air Force Academy by President Eisenhower. He served as Dean for the first ten graduating classes from the Academy. Gen. McDermott retired from the Air Force in 1968.

Gen. McDermott has been recognized nationally for his leadership and success at USAA. He has chaired numerous national insurance industry associations

including the National Association of Independent Insurers. He has served on the Board of Directors of the Texas Department of Commerce and as Chairman of the San Antonio Branch of the Federal Reserve Bank of Dallas. He was a founder of the World Affairs Council in San Antonio and served as Chairman of the International Leadership Center Foundation in Dallas. In addition, he still serves as a Regional Vice Chairman of the Center for Strategic and International Studies which is based in Washington D.C..

Gen. McDermott has also been honored with numerous awards. He was inducted into the Texas Business Hall of Fame in 1987 and the National Business Hall of Fame in 1994. A total of five universities have awarded him with honorary doctorates. Numerous national publications, including Business Week, Forbes, Fortune and U.S. News and World Report, have featured articles on McDermott.

Gen. McDermott has five children and thirteen grandchildren.

He and his wife, Marion, reside in San Antonio and Colorado Springs.



JOHN C. DILLER

President/Chief Executive Officer

As the San Antonio Spurs President/Chief Executive Officer, John C. (Jack) Diller is responsible for all operations of the franchise - on both the basketball and business sides - while also serving as the Spurs representative on the NBA Board of Governors. Mr. Diller, who joined the Spurs on May 31, 1994, came to the Alamo City with over 25 years of experience in the world of professional sports.

"My first year as head of the Spurs franchise was about as exciting as any you could dare hope for. From opening night's water cannon, to the NBA's best record, it was a thrilling trip, and one which makes us even more dedicated to having NBA basketball thrive in San Antonio. Serious challenges lie ahead for us in the NBA's smallest market, but the support I have seen in my first year here makes me confident that together we can make it work," Mr. Diller said.

Prior to joining the Spurs, Mr. Diller served as the Executive Vice President, Business Operations for the New York Mets. He was the first person ever to serve in that role with the club and was responsible for all non-baseball activities of the franchise. In addition, he served on the Mets Board of Directors.

Mr. Diller started his career as a lawyer with Simpson Thacher & Barlett in New York before entering the world of professional sports in 1969 when he joined Madison Square Garden as its Vice President for Legal and Business

Affairs. At Madison Square Garden he worked with New York's legendary "Mr. Basketball", Ned Irish, one of the NBA's founding fathers. In addition, he served as Vice President of the Knicks during their two NBA World Championship seasons, 1969-70 and 1972-73.

Mr. Diller left Madison Square Garden in 1974 to serve a one-year term as the President of the New York Sports Authority. After spending the next five years in his own communications business practice, Mr. Diller helped found RCTV - a nationally distributed cable

television program service - and served as the organization's Executive Vice President and Chief Operating Officer from 1979-84. He then headed marketing ventures in sports and communications, before re-joining Madison Square Garden in 1987 as President of the Madison Square Garden Sports Group. In that capacity, Mr. Diller served on the Garden's Executive Committee and was President of both the New York Knickerbockers of the

NBA and New York Rangers of the National Hockey League.

Mr. Diller is an investor in and member of the Board of Directors of the Spurs. In addition, he serves on the Board of Directors of the Greater San Antonio Chamber of Commerce, and on the Board of the San Antonio Economic Development Foundation.

A 1960 graduate of Georgetown University, Mr. Diller received his law degree from Yale Law School in 1963. He and his wife Holly have three daughters, Raegan, Corey and Mary Clare.



GREGG POPOVICH

Executive Vice President, Basketball Operations/General Manager

It didn't take long for Gregg Popovich to make an impression in San Antonio.

Named the Spurs Executive Vice President, Basketball Operations/General Manager on May 31, 1994, Pop quickly turned the Spurs into one of the most feared teams in the NBA. His first big move was bringing back forward Sean Elliott in a trade with the Pistons. He then signed free agents Avery Johnson, Chuck Person and Moses Malone. Next, he

named Bob Hill Head Coach. His series of moves was capped on December 26, when the Spurs won a bidding war for free agent guard Doc Rivers. All of Pop's moves paid off, as the Spurs finished the 1994-95 season with a 62-20 mark, the best record in the NBA as well as the best record in Spurs history.

Mr. Popovich first came to the Spurs in July of 1988, as an Assistant Coach under Larry Brown. During his four seasons in San Antonio, Mr. Popovich established himself both on and off the court. In his second season, during the 1989-90 campaign, the Spurs set an NBA record with a 35-game turnaround from the previous year, finishing with a 56-26 mark. The next season the Spurs were 55-27 and won their second consecutive Midwest Division Title.

Off the court, Pop made a strong impact in the community of San Antonio. Thanks to his work, in February of 1992, the Spurs Drug Free Basketball League was honored with a Daily Point of Light Award from President George Bush.

In May of 1992, Popovich joined the Golden State Warriors, as the number one Assistant Coach on Don Nelson's staff. He

spent the 1992-93 and 1993-94 seasons with the Warriors, serving as Nelson's right-hand man both on the court and in the front office.

Mr. Popovich started his basketball career as a player. He played at the Air Force Academy and during his senior season was the team's captain and leading scorer. Following his graduation in 1970 - with a degree in Soviet Studies - Mr. Popovich served his five-year military commitment. During that time he toured Eastern Europe and the Soviet Union as a member of the U.S. Armed

Forces team. In 1972 he was the captain of the Armed Forces team which won the AAU Championship. In addition, Mr. Popovich earned invitations to try out for the 1971 Pan American Team and 1972 U.S. Olympic Team.

Once his playing days were over, Mr. Popovich returned to the Air Force Academy as an Assistant Coach. He spent six years at the Academy before heading to the University of Denver, where he obtained

his master's degree in physical education and sports sciences.

In 1979, he was named Head Coach at Pomona-Pitzer College in Claremont, California. He spent eight seasons at Pomona-Pitzer, serving as the team's Head Coach and an associate professor of physical education. During that time - in the 1985-86 season - Pop led the team to its first conference championship in 68 years.

Mr. Popovich - who is a native of Merrillville, Indiana - and his wife Erin, have two children, a son Micky and a daughter Jill.



BOB HILL

Head Coach

Bob Hill's first season in San Antonio was a memorable one. He led the Spurs to a 62-20 mark, which was the best record in the NBA as well as the best record in the team's 22-year history. In addition, under his guidance the Spurs enjoyed their best post-season showing of all-time, advancing to the Western Conference Finals. During the 1994-95 season, Mr. Hill was named the NBA Coach of the Month on two occasions - for the month of February and the month of April - becoming just the third coach in NBA history to earn the honor twice in the same season (Chuck Daly was named the NBA Coach of the Month twice during the 1988-89 season and Don Chaney won the award twice during the 1990-91 campaign).

Mr. Hill was named the Spurs Head Coach on August 29, 1994. This is his third stint as a Head Coach in the NBA. Previously, he was the Head Coach of the Indiana Pacers for two-and-a-half seasons, from 1990-1993, and served as the Head Coach of the New York Knicks for 66 games during the 1986-87 season.

Mr. Hill has a career record of 195-174 as a Head Coach in the NBA.

Mr. Hill, who will turn 48 on November 24, played both basketball and baseball at Bowling Green State University. Following his graduation in 1971 he spent one season playing minor league baseball in the San Diego Padres organization. After being released by the Padres, he began his basketball coaching career as an assistant with Bowling Green during the 1971-72 season.

In 1975, Mr. Hill moved to the University of Pittsburgh as an Assistant Coach and remained there until 1978 when he was hired by the University of Kansas. He served as an Assistant Coach at Kansas from 1978-1985.

During the summer of 1985, Mr. Hill was named an Assistant Coach with the Knicks. He spent the 1985-86 season as an assistant with the Knicks. Then, early in the 1986-87 season, he replaced Hubie Brown as the Head Coach after the Knicks

started the year with a 4-12 record. Under Mr. Hill, the Knicks went 20-46 to finish the season with a 24-58 record. At the end of the season he was replaced by Rick Pitino.

Mr. Hill started the 1987-88 season as a scout for the Charlotte Hornets and a broadcaster with the New Jersey Nets. Then, in February of 1987, he was named the Head Coach of the Topeka Sizzlers for the final 17 games of the 1987-88 CBA season.

Mr. Hill headed overseas during the 1988-89 season, serving as the Head Coach of Vitrus Knorr of the Italian League. He led his club to a victory in the Cup of Italy and to the final four of the Italian League Championship. He returned to the NBA in 1989, joining the Pacers staff as an Assistant Coach prior to the start of the 1989-90 season.

On December 20, 1990, Mr. Hill was named the Head Coach of the Pacers, replacing Dick Versace. He inherited a Pacer team with a record of 9-16 and under Mr. Hill the Pacers went 32-25, to finish the season with a final record of 41-41. During the 1991-92 season, Mr. Hill led the Pacers to a 40-42 mark and in 1992-93 the Pacers were 41-41. All


three seasons he guided the Pacers to the playoffs and during that span the Pacers were 113-108 under Coach Hill. His .511 winning percentage at Indiana is the second-best career mark in the club's NBA history behind only Larry Brown's career percentage of .604 with the Pacers. In the 1991 post-season, the Pacers posted their first-ever win in an NBA Playoff game, before falling to the Boston Celtics in a five-game series.

During the 1993-94 season Mr. Hill served as an Assistant Coach with the Orlando Magic, when the Magic posted a franchise-best 50-32 record.

Mr. Hill - a native of Columbus, Ohio - and his wife, Pam, have three sons, Cameron, Chris and Casey. The Hill family now calls San Antonio home as they bought a house in the Alamo City in the fall of 1994. The Hills' oldest son Cameron is a freshman with a basketball scholarship at the University of Akron.



SPURS BASKETBALL STAFF



SAM SCHULER
Director of Player Personnel

The San Antonio Spurs named Sam Schuler their Director of Player Personnel on June 2, 1994. This is the first time in franchise history that the Spurs have had such a position and there isn't a better person than Mr. Schuler to fill the role. He came to the Spurs after spending the previous six seasons with the Golden State Warriors, serving as the team's Director of Player Personnel since 1989.

In his role as the Director of Player Personnel with Golden State, Schuler earned league-wide respect as the Warriors put together a string of successful draft picks that included Mitch Richmond, Tim Hardaway, Tyrone Hill and Latrell Sprewell.

Mr. Schuler first entered the NBA in 1985 as a scout for Don Nelson in Milwaukee. After spending three seasons as a scout with the Bucks, Schuler joined Nelson in Golden State as an Assistant Coach in 1988.

Prior to that, Mr. Schuler spent 20 years as a high school coach and physical education instructor. Seventeen of those years were spent at Oak Creek High School in Oak Creek, Wisconsin.

Mr. Schuler - who is a native of Blanchardville, Wisconsin - received his bachelor's degree in physical education in 1965 from the University of Wisconsin-LaCrosse. He and his wife Jean have three adult children, Kimberly, Scott and David, and they now live year round in San Antonio.



HANK EGAN
Assistant Coach

This season will be the second in the NBA for Hank Egan as an Assistant Coach with the Spurs.

Prior to joining the Spurs on August 31, 1994, Egan spent 23 seasons as a Division I NCAA Head Coach. For the last ten years he served as the Head Coach at the University of San Diego and prior to that he was the head man at the United States Air Force Academy.

During the 1993-94 season he led USD to an 18-11 mark and recorded his 300th career victory. In his 23 years as a Head Coach, Mr. Egan posted a 304-311 record. Mr. Egan was named the West Coast Conference Coach of the year in 1986-87 when he led the team to a school record 24-6 mark and a trip to the NCAA Tournament. That season USD posted the best field goal percentage defense in the entire country, limiting opponents to a .401 field goal percentage for the year while giving up just 60.3 points per contest.

In his college career, Mr. Egan established himself as one of the best defensive coaches in the nation. He was the alternate coach to USC's George Raveling for the 1984 United States Basketball Team and was one of the coaches at the 1984 Olympic tryouts.

Mr. Egan is a 1960 graduate of the Naval Academy with a bachelor's degree in engineering. In 1966 he joined the basketball staff at the Air Force Academy as an assistant junior varsity coach. In 1971 he was named the Academy's Head Coach and he remained in that position until 1984 when he was hired by the University of San Diego.

Mr. Egan and his wife, Judy, now live in San Antonio. They have two adult children, John and Kelly.



SPURS BASKETBALL STAFF



DAVE COWENS
Assistant Coach

After enjoying a storybook career as a player in the NBA, Dave Cowens is now in his second season as an Assistant Coach with the San Antonio Spurs.

A member of the Basketball Hall of Fame, Mr. Cowens played in the NBA for 11 seasons. In his career he appeared in a total of 766 regular season games, averaging 17.8 points, 13.6 rebounds and 3.8 assists per contest.

Mr. Cowens was a first round pick in the 1970 NBA Draft, selected by the Celtics with the fourth overall choice. He was an instant hit in the league, being named the NBA Rookie of the Year in 1971. He played for the Boston Celtics from 1970-80 and then, after being away from basketball for two seasons, Mr. Cowens spent the 1982-83 season with the Milwaukee Bucks. He enjoyed his best season in 1972-73 when he was named the NBA's Most Valuable Player, after averaging 20.5 points and 16.2 rebounds for the Celtics. During his 10 years in Boston, the Celtics captured a pair of NBA Championships - 1974 and 1976. Mr. Cowens appeared in six All-Star Games and was named to the NBA All-Defensive team three times. In addition, he was named to the All-NBA Second Team three times in his career.

Mr. Cowens has two previous coaching experiences to his credit. He served as a player/coach with the Celtics during the 1978-79 season, replacing Satch Sanders who was fired early in the year. In addition, Mr. Cowens was the Head Coach of the Bay State Bombers in the CBA during the 1984-85 season.

Prior to being named an assistant with the Spurs on August 31, 1994, Cowens served as the Chairman of the Board of the Sports Museum of New England.



PAUL PRESSEY
Assistant Coach

Paul Pressey is in his second season with the Spurs, after being named one of the team's Assistant Coaches on August 31, 1994. This is Pressey's second stint with the Spurs, he played for San Antonio for two seasons before retiring following the 1991-92 season.

Prior to re-joining the Spurs, Mr. Pressey had spent the previous two seasons as an Assistant Coach with Golden State, working for Don Nelson. He joined the Warriors staff in the summer of 1992 and after the team suffered a rash of injuries Mr. Pressey was forced into action. He appeared in 18 games during the 1992-93 season before being able to spend the entire season on the sidelines as a coach in 1993-94.

As a coach, Mr. Pressey uses the skills and knowledge he acquired during his 11 seasons as a player in the NBA. In his career he appeared in 724 regular season games, averaging 10.6 points and 5.1 assists per game. Mr. Pressey was selected by Milwaukee in the first round of the 1982 NBA Draft and spent his first eight seasons with the Bucks. On August 1, 1990 he was traded to the Spurs in exchange for Frank Brickowski. In his two seasons with the Spurs he appeared in 126 regular season games, averaging 5.4 points and 3.3 assists per contest.

Pressey and his wife Elizabeth have four children, Ashley, Angela, Phillip and Paul Jr. A year ago, the Presseys opened a Meineke Muffler shop in San Antonio.



SPURS BASKETBALL STAFF

IL. C. BUFORD Scout

Now in his second season as a Scout for the Spurs, R.C. Buford is back in San Antonio where he started his NBA coaching career in the summer of 1988 as an Assistant Coach with Larry Brown.



A native of Wichita, Kansas, he began his basketball career as a player at Texas A&M. He spent two years at A&M before transferring to Oklahoma State after his sophomore season. Mr. Buford played two years for the Cowboys and then received his degree at Friends University in 1986.

Mr. Buford began his coaching career as a graduate assistant at Kansas under Brown before becoming a full-time assistant with the Jayhawks. He spent five years at the school and was an Assistant Coach on the 1988 squad that captured the NCAA Championship.

In the summer of 1988, Buford joined the Spurs as an Assistant Coach and remained with San Antonio through the 1991-92 season. He then spent two seasons as an assistant on Brown's staff with the Los Angeles Clippers. During the 1993-94 season, Mr. Buford was an Assistant Coach at the University of Florida.

Buford's wife Beth is a former player on the LPGA Tour. The Bufords have two children, Chase and C.C.

ED MANNING Scout

Ed Manning is now in his eighth season with the Spurs, originally coming to San Antonio in the summer of 1988 as a member of Larry Brown's staff.

Mr. Manning got his start in professional basketball in 1967 as a rookie forward in the NBA with the Baltimore Bullets. He went on to play nine seasons in the pros, spending time with Baltimore, Chicago and Portland in the NBA and Carolina, New York and Indiana in the ABA. In all he appeared in 604 games in his professional career, averaging 5.9 points and 4.5 rebounds per contest.

Mr. Manning got his start in coaching in 1977 with North Carolina A&T and has



been on the sidelines ever since. He was an Assistant Coach with Kansas for several seasons including the 1988 campaign when the Jayhawks won the NCAA National Championship.

Mr. Manning is a native of Summit, Mississippi and holds a bachelor's degree from Jackson State University. He has two children, Danny - who is an All-Star forward with the Phoenix Suns - and Dawn, who is employed at Cummings Entertainment.

JOHN ANDERSEN Trainer/ Director of Travel

John Andersen joined the Spurs in the summer of 1981, as just the second trainer in Spurs franchise history, and is now in his 15th season with the club.

Mr. Andersen handles all the training and physical care duties for the Spurs players as well as making the team's travel plans. He is an active member of several organizations including the National Athletic Trainers Association, the National Basketball Trainers Association, the American Physical Therapy Association and the National Strength and Conditioning Association. Mr. Andersen has served as both the Chairman and the Secretary of the NBTA Executive Committee. Mr. Andersen will serve as the trainer for the West Squad in the 1996 NBA All-Star Game which will be played in San Antonio in February. He also was the trainer for the West Squad in the 1990 NBA All-Star Game.

Prior to joining the Spurs, he spent five years with the Seattle Sounders of the North American Soccer League.

A native of Spokane, Washington, Mr. Andersen holds a bachelor's degree in physical education from Washington State and a master's degree in physical therapy from Stanford. He worked in the athletic departments at both universities before moving to the University of Washington as the head basketball trainer in 1972.

Mr. Andersen and his wife, Belinda, are both big golf fans. He has a collection of over 600 different logoed golf balls.



RUSS BOOKBINDER

Executive Vice President/Business Operations

Russ Bookbinder serves as the Spurs Executive Vice President/Business Operations. Now in his eighth season with the Spurs, Bookbinder manages a 40-person staff in the areas of broadcasting, marketing, advertising, sponsorships, promotions, ticket sales, retail merchandising and game night operations.

The Spurs have enjoyed tremendous growth in attendance during Bookbinder's leadership. In the 1987-88 season the Spurs averaged just 8,462 fans per game while in 1994-95 the Spurs averaged 22,449 fans per regular season contest. During the 1994-95 season the Spurs achieved a franchise-record attendance mark with 1,214,258 fans attending home games in the Dome and ranked second in NBA total attendance.

The Spurs have been just as prosperous over the airwaves, establishing the most extensive broadcast programming operations in the NBA and both a regional radio and a television network that covers the South Texas Area.

One of Bookbinder's major priorities has been to get the Spurs deeply involved in the San Antonio community in the areas of education and programs targeted at youth.

"In the city of San Antonio the Spurs have an unequalled platform to help send the right messages and support to our youth," said Bookbinder. "This is a tremendous responsibility for this organization and a mission the Spurs take very seriously."

Upon his arrival in San Antonio, Bookbinder created the non-profit Spurs Foundation, an organization designed to give something back to the community. Since its formation in 1988 the Foundation has generated over \$1,200,000 for area youth programs. In addition, he worked with area school superintendents to establish Project GOAL, which features several programs to motivate students in the areas of self-worth, attendance and drug and substance abuse education. The Spurs Project GOAL received the 1994 Human and Civil Rights Award from the Texas State Teacher's Association. Another one of the Foundation's programs the Spurs Drug-Free

Youth Basketball League- which attracts over 2,500 youths each year - was honored with a Daily Point of Light Award in 1992 by President Bush.

Born and raised in Miami, Florida - and a 1974 graduate of the University of Florida - Bookbinder started his career in the sports business in 1976 as the Western Regional Manager for Professional Sports Publications. Since that time he has amassed 15 years of experience in the NBA, serving in top management positions with the Dallas Mavericks, San Diego Clippers and the Denver Nuggets. Prior to joining the Spurs, Bookbinder was the Director of Corporate Development for Raycom Sports. He also managed Raycom's southwest regional offices located in Dallas.

Since coming to San Antonio, Bookbinder has been very involved in helping to enhance the sports industry in the Alamo City as a member of the executive committees of both the San Antonio Sports Foundation and the Local Organizing Committee for the Olympic Festival-'93. He played a major role in the creation of the Builders Square Alamo Bowl post-season collegiate football classic and served as the president of the San Antonio Bowl Association in 1994. In 1991, Bookbinder developed SAOne, Inc., the Spurs special event management company which has brought numerous NCAA football and basketball events as well as NHL and NFL games to San Antonio. He was also instrumental in San Antonio's successful bid for the 1996 NBA All-Star Game.

Bookbinder serves on the National Board of Trustees for the Fellowship of Christian Athletes. In addition, he is member of the Board of Directors for the San Antonio chapter of the National Multiple Sclerosis Society.

Bookbinder is married to the former Tammy Teaff, whose father Grant is the former Head Football Coach at Baylor University and is the current Executive Director of the American Football Coaches Association. The Bookbinders have two children, a nine year-old son, Josh and a six year-old daughter, Jessy.



SPURS EXECUTIVES

LAWRENCE PAYNE Senior Vice President/Broadcasting

Despite being in one of the NBA's smallest media markets, the Spurs have built one of the most extensive broadcast lineups in professional sports. One of the individuals responsible for this development is Lawrence Payne.



As the team's Senior Vice President/Broadcasting, Mr. Payne oversees all of the team's broadcasting ventures.

He serves as the Executive Producer of Spurs Broadcasting, the internal organization which is responsible for all Spurs radio and television broadcasts and programming as well as all in-arena Jumbotron video production. This includes local Spurs television broadcasts on KSAT, KABB, Prime Sports Southwest and Paragon Cable's First Choice Pay-Per-View. On the radio side, every Spurs game can be heard in both English and Spanish, thanks to WOAI and KCOR. Over 250 individual radio and television game broadcasts will be produced by Spurs Broadcasting this season. These broadcasts are also distributed through-out South and Central Texas over the Spurs own regional radio and television networks.

In addition, Mr. Payne directs the Spurs non-game broadcasting efforts. These programs include the weekly Spurs Report with Head Coach Bob Hill and Spurs Coyote Clubhouse on KSAT-TV, Arriba Spurs on KWEX-TV and "Spur of the Moment" radio vignettes on KTFM.

Mr. Payne is also responsible for overseeing all Spurs sponsorship sales efforts. The Spurs were one of the first NBA teams to take their sales completely "in-house" and are responsible for the sale of all inventory. Every commercial you hear or see during Spurs games, every sign that you see in the Alamodome and every contest or promotion involving the Spurs is a direct result of the Spurs sales staff's efforts.

Mr. Payne joined the Spurs in July of 1976, after obtaining a bachelors' degree and a law degree from the University of Texas at Austin. Since that time he has moved up the Spurs corporate ladder. In his first three years with the Spurs he was responsible for the team's game program and weekly newspaper. Then in 1979, he moved into the Broadcast Department. Over the next decade, Mr. Payne was the producer for Spurs television broadcasts, handled the day-to-day operations of the Spurs Sports Channel and worked on various other projects. He served as the team's Vice President/Broadcasting

from 1989-1993 before moving into his current position in the summer of 1993.

Since joining the Spurs, Mr. Payne has won several honors, including two national ACE Awards, the Silver Medal at the International Film and Television Festival of New York and several local Addy Awards. He was recently re-elected to a second term on the NBA Broadcast Advisory Board, which consults and advises NBA ownership on broadcast matters.

Mr. Payne has been married to his wife, Mary, for 16 years. They have two sons, eleven-year old Bryan and seven-year old Will.

LARRY ALEXANDER Vice President/Administration and Communications

Larry Alexander joined the Spurs in July of 1994 as the team's Vice President/Administration and Communications. In his position, Mr. Alexander oversees a number of areas within the Spurs organization, including Community Relations, Communications and Human Resources.



Mr. Alexander came to the Spurs after spending over 27 years with the Southwestern Bell Corporation. He served as the company's Senior Vice President-External Affairs before retiring in the spring of 1994.

A native of Farmington, Missouri, Mr. Alexander joined Southwestern Bell Telephone in 1967 as an Information Assistant after graduating from the University of Missouri with a bachelor's degree in journalism. He held a number of advertising and public relations assignments for the company in Houston, Dallas, St. Louis and San Antonio.

In addition to serving as the company's Senior Vice President-External Affairs, Mr. Alexander was the President of the Southwestern Bell Foundation and was the company's representative on the Spurs governing board - the San Antonio Athletic Club - during the 1993-94 season. Mr. Alexander currently serves on the board of the San Antonio Art Museum Association.

Mr. Alexander has four children and is married to Patsy Pace.



SPURS EXECUTIVES

RICK PYCH Vice President/Chief Financial Officer

Rick Pych is now in his third year as the Spurs Vice President/Chief Financial Officer. He is responsible for all accounting, tax and financial operations of the club and related administrative matters.

Mr. Pych joined the Spurs after spending two years as the Executive Vice President of Finance and Marketing for the U.S. Olympic Festival-'93. His 19 years of financial management experience started in public accounting with Price Waterhouse. The Connecticut native has a bachelor's degree in accounting from Fairfield University. He is a certified public accountant and a member of the American Institute of Certified Public Accountants and the Financial Executive Institute.

As a member of the Board of Directors of the San Antonio Sports Foundation since 1989, Mr. Pych has been active in San Antonio's successful efforts to contract and stage major amateur and professional sporting events. The Foundation's work landed the U.S. Olympic Festival-'93, the 1995 National Senior Olympics, and the 1997 NCAA Regional Basketball Tournament and the 1998 NCAA Final Four in San Antonio.

His wife, Marilou, is also a certified public accountant and is the Financial Reporting Manager for Sony Microelectronics. They have a nine-year-old son, Zack, and have lived in San Antonio since 1987. Mr. Pych is a big sports fan and spends his free time playing or coaching hockey, basketball and soccer.



BRUCE GUTHRIE Vice President/Marketing

Bruce Guthrie is now in his third season as the Spurs Vice President/Marketing. He originally joined the Spurs in July of 1982 as an Account Executive and has been with the organization since that time. For six seasons he served as the team's Director of Marketing before being promoted to his current position.



Mr. Guthrie is responsible for developing and implementing the Spurs marketing and advertising plan, coordinating all special events and promotions and supervising all elements of game night operations. In September of 1993, Mr. Guthrie was named to the four-member NBA Marketing Advisory Board.

For his work with the Spurs, Mr. Guthrie was honored with the 1990 Distinguished Sales and Marketing Award by the Sales and Marketing Executives of San Antonio.

Mr. Guthrie is an Illinois native and has his master's degree in sports management from Western Illinois University. He is married and he and his wife, Carla, are the proud parents of a seven-year-old son, Zachary.

In his free time Mr. Guthrie enjoys all sports, especially golf. He is a member of the American Marketing Association and the Sales and Marketing Executives of San Antonio.

JOE CLARK Vice President/Sales

Joe Clark is now in his eleventh season with the Spurs. He originally joined the Spurs as a sales intern in the summer of 1985. He is now responsible for the entire ticket sales and service operation of the Spurs.

This includes all season ticket sales, group sales, customer service and individual game ticket sales. Mr. Clark, and his staff of 18, work toward providing continual improvement of service to all Spurs ticket holders. In the two seasons since moving to the Alamodome, his staff has been responsible for selling over two million Spurs tickets.

Mr. Clark also oversees the sales and service aspects of the 32 luxury suites, as well as the club seat programs for the Spurs. On game nights he works closely with the Alamodome staff and SAPD in the overall parking, traffic flow and security. During the summer of 1993, he was responsible for the relocation of all season ticket holders from the HemisFair Arena to the Alamodome.

Mr. Clark, a Wisconsin native, earned his bachelor's degree in economics from the University of Wisconsin and is a die-hard Badger fan. In addition, he has his master's in sports management from Western Illinois University. He is also a member of the Sales and Marketing Executives of San Antonio.

He and his wife, Linda, have two daughters, Kelsey, who will be three-years old in January and Alyssa born this past June. When Mr.

Clark isn't watching his daughters, he can be found playing golf or tennis.



SPURS EXECUTIVES

ALISON FOX Director of Community Relations

Alison Fox is now in her fourth season as the Spurs Director of Community Relations. She is the club's primary liaison with the school systems, non-profit organizations, Spurs players and wives and the community at-large. In addition, she oversees the Spurs Coyote, all current and former player appearances, and the Spurs Speakers Bureau.

Fox also serves as the Executive Director of the Spurs Foundation, a non-profit arm of the Spurs which generates goodwill and financial support for disadvantaged youth in Texas. The Foundation stages a number of annual fundraisers including the Spurs Scramble Golf Tournament, Tip-Off Luncheon and the Spring Gala. With the funds raised, the Foundation offers grants and scholarships as well as educational and recreational programs including the Coyote Kids, Drug Free Youth Basketball, and Midnight Basketball.

A native of Omaha, and a graduate of the University of Southern California, Fox's background is in consumer, financial and sports marketing. She and her husband Derrick, Executive Director of the Builders Square Alamo Bowl, have a one year-old son, Drew.

TOM JAMES Director of Media Services

Tom James was named the Spurs Director of Media Services in August of 1994, after spending three years as the team's Media Services Manager. He is responsible for the day-to-day operations of the Spurs Media Services Department, which includes writing and editing the team's media guide, program and season-ticket newsletter, coordinating all player interviews, handling local and national media requests and writing press releases and game notes.

Mr. James is a 1990 graduate of Trinity University in San Antonio, where he played two seasons of varsity basketball. He joined the Spurs in October of 1990 as a Broadcast Associate before being named



the club's Media Services Manager in May of 1991. Mr. James - who is 27-years-old - was born and raised in Guilford, Vermont.

Mr. James serves on the NBA Public Relations Advisory Board.

PAULA WINSLOW Director of Human Resources

Paula Winslow joined the Spurs in August of 1993 and is the team's first-ever Director of Human Resources. Ms. Winslow is responsible for keeping the Spurs front office in order. Her daily

duties cover a wide range of responsibilities in the Spurs 75-person office, including everything from ordering supplies to working on employee relations.

Before coming to the Spurs, Ms. Winslow spent 20 years in the banking business working in everything from human resources to sales. She was in Phoenix with Valley National Bank and Sentinel Savings for 17 years before moving to Austin in 1990 to join Bank United as the company's Market Manager. Ms. Winslow is a native of Arizona.



LARRY CHU Director of Ticket Operations

Larry Chu is in his first full season with the Spurs, after joining the club during the 1994-95 campaign. He brings to the Spurs over a decade of experience in diversified ticketing.

In his position of Director of Ticket Operations, Mr.

Chu is responsible for overseeing the day-to-day operations of the Spurs Ticket Office.

Prior to joining the Spurs, he served as the Ticket Manager for the Los Angeles Clippers. Born and raised in Houston, Mr. Chu worked for the Rockets from December of 1988 to August of 1994, serving as the team's Ticket Coordinator for two seasons and the club's Box Office Manager for four years. A graduate of the University of Houston, he also spent six years with the Houston Summit's arena operation company, working in the facility's box office.



SPURS STAFF



Jamie Allen
Broadcast Sales
Manager



Jeff Altman
Corporate Sales
Manager



Mireya Anchondo
Promotions
Coordinator



J. Barry
Account Executive



Mike Brungardt
Strength and
Conditioning Coach



Mike Budenholzer
Video Coordinator



Tod Caflich
Computer Resource
Manager



Bill Cantrel
Equipment Manager



Laurie Chafin
Broadcast Traffic
Assistant



John Coleman
Mail/Supply
Assistant



The Coyote
Entertains
Carnivorous



Jack Cuchran
Regional Marketing
Manager



Tim Derk
Community
Relations
Representative



Gary Dugan
Advertising
Coordinator



Lenee Edwards
Executive Assistant



Chris Evans
Account Executive



Diane Flack
Executive Assistant



Jennifer Flynn
Customer Relations
Coordinator



Gina Garza
Account Executive



George Gervin
Community
Relations
Representative

SPURS STAFF



Grace Guzman
Ticket Office
Assistant



Greg Hall
Account Executive



Rick Hill
Community Projects
Manager



Tara Hopper
Community
Relations Assistant/
Silver Dancer Coord.



Bill Houston
Account Executive



Bob Howen
Chief Statistician



Kim Kellel
Senior Accountant



Stan Kelly
Public Address
Announcer



Kristi Kenaga
Appearance
Coordinator



Mike Kickirillo
Broadcast Producer



Kim Kieny
Broadcast/Promotions
Assistant



Charlotte Kothman
Financial Assistant



Dick McDowell
Group Sales
Manager



Shawn Mahr
Ticket Office
Assistant



Debbie Major
Corporate Sponsor
Coordinator



Yvonne Mathews
Basketball
Executive Assistant



Amy Mendez
Ticket Office
Assistant



Johnny Moore
Community
Relations
Representative



Kevin Perez
Game Operations



Cindy Pfeifer
Promotions
Coordinator

SPURS STAFF



Pat Quinn
Ticket Accounting
Manager



Robbie Quintana
Broadcast Traffic
Coordinator



Clinton Rathmell
Video Facilities
Manager



Lesley Reichert
Ticket Sales
Receptionist



Moe Riley
Basketball
Administrative
Assistant



Cindi Ryan
Basketball
Operations
Assistant



Becky Salini
Media Services
Coordinator



Eleanor Tavarez
Marketing Assistant



Kelli Tidwell
Sales Assistant



Bruce Turner
Customer
Relations



Tammy Turner
Financial Assistant



Evelyn Vargas
Receptionist



Dawn Vordenbaum
Ticket Office Group



Lori Warren
Controller



Darr Weeks
Video Facilities
Producer




Wendy Welsh
Promotions Special
Events Manager



Jay Wisse
Broadcast Sales
Manager



SPURS PLAYERS





D A N C O O K

YOUR FULL COURT PRESS

San Antonio Express-News



B U C K H A R V E Y

K E V I N O ' K E E F E



G L E N N R O G E R S

SPURS 1995-96 ROSTER

1	Cory Alexander	G	6-1	190	06/22/73	Virginia '96	R
5	Dell Demps	G	6-4	210	02/12/70	U. of Pacific '92	1
6	Avery Johnson	G	5-11	180	03/25/65	Southern '88	7
7	J.R. Reid	F	6-9	225	03/31/68	North Carolina '90	6
11	Carl Herrera	F	6-9	225	12/14/66	Houston '91	4
15	Vinny Del Negro	G	6-4	200	08/09/66	NC State '88	5
25	Glenn Rivers	G	6-4	210	10/13/61	Marquette '84	12
32	Sean Elliott	F	6-8	220	02/02/68	Arizona '89	6
33	Greg Anderson	F/C	6-10	250	06/22/64	Houston '87	7
41	Will Perdue	C	7-0	250	08/29/65	Vanderbilt '88	7
45	Chuck Person	F	6-8	235	06/27/64	Auburn '86	9
50	David Robinson	C	7-1	250	08/06/65	Navy '87	6
54	Brad Lohaus	F/C	6-11	230	09/29/64	Iowa '87	8

Head Coach:	Bob Hill (Bowling Green '71)
Assistant Coaches:	Hank Egan (Navy '60)
	Dave Cowens (Florida State '70)
	Paul Pressey (Tulsa '82)
Scouts:	R.C. Buford (Friends '86)
	Ed Manning (Jackson St. '68)
Trainer:	John Andersen (Washington St. '70)
Captains:	Avery Johnson and David Robinson

How The Roster Was Built

The NBA Draft

David Robinson	First round pick in 1987, 1st overall selection
Cory Alexander	First round pick in 1995, 29th overall selection

Trades

J.R. Reid	Obtained from Charlotte on 12/9/92 for Sidney Green, a first-round draft pick in 1993 and a second-round draft pick in 1996
Sean Elliott	Obtained from Detroit on 7/19/94 for Bill Curley and a second round draft pick in 1996
Will Perdue	Obtained from Chicago, along with other considerations, on 10/2/95 for Dennis Rodman

Free Agents

Vinny Del Negro	Signed on 07/30/92
Avery Johnson	Signed on 07/22/94
Chuck Person	Signed on 07/25/94
Doc Rivers	Signed on 12/26/94
Greg Anderson	Signed on 09/29/95
Brad Lohaus	Signed on 09/29/95
Carl Herrera	Signed on 09/29/95
Dell Demps	Signed on 10/07/95



CORY ALEXANDER 1

Height

6-1

Weight

190

Position

Guard

Experience

Rookie

Birthdate

6/22/73

Birthplace

Waynesboro, VA

High School

Oak Hill H.S. (Mouth of Wilson, VA)

College

Virginia '96

Off-Season**Residence**

Waynesboro, VA



Career Highs

Regular Season Highs

Minutes	48 vs. Georgia Tech 1/22/95
Points	36 vs. George Mason 1/28/95
Rebounds	8 vs. Florida St. 2/4/95
Assists	14 vs. North Carolina A&T 11/30/94
Steals	4 four times: latest vs. Florida St. 2/4/95
Blocks	2 two times: latest vs. Winthrop 1/2/93



CORY ALEXANDER

Selected by the Spurs in the first round of the 1995 Draft, 29th overall pick

1994-95: Appeared in 20 games with the Virginia Cavaliers...had his season cut short when he suffered a broken right ankle at N.C. State on 2/8...averaged 16.6 points, 5.5 assists, 4.2 rebounds and 1.60 steals in 34.6 minutes per contest...shot .452 (119-263) from the field, .701 (61-87) from the line and .351 (34-97) from three-point land...scored a career-high 36 points vs. George Mason on 1/28/95, the highest scoring output by an ACC guard since Georgia Tech's Kenny Anderson had 42 in a game during the 1990-91 season...led the team in scoring six times...his scoring average of 16.6 ppg was second on the team...tied a school record for the most assists in a single game, handing out 14 vs. North Carolina A&T on 11/30/94

...had 10 or more assists three times...logged 45 minutes or more in three games, the only player in the ACC to do so...was a team captain along with Chris Alexander, Junior Burrough and Jason Williford.

CAREER NOTES: Started all 85 games in which he played at Virginia...entered the 1995 NBA Draft following his junior season...was a red-shirt during the 1993-94 season after breaking his right ankle in the season opener vs. Connecticut...suffered the injury in the first half of the game and missed the remainder of the season...in his college career averaged 15.1 points, 4.7 assists, 3.5 rebounds and 1.16 steals in 33.6 minutes per contest...ranks fifth in Virginia history in assists with 401 in his career...ranks 15th on the school's all-time list in points with 1,286...played on the United States Under-22 men's basketball team in the inaugural FIBA Under-22 World Championships in the summer of 1993...the team won the gold medal at the Under-22 World Championships in Spain in July of 1993...also toured Europe with the National Invitation Tournament All-Star team during the summer of 1992...after his senior season in high school was named a McDonald's and a



Parade First Team All-American...first player in NBA history to come out of college early and still earn a degree.

1993-94: Suffered a broken right ankle in the first game of the season...was red-shirted due to the injury and missed the entire season...injury occurred in the first half vs. the Connecticut Huskies on 11/29/93.

1992-93: Enjoyed his best season as a sophomore... appeared in 31 games, averaging 18.8 points, 4.6 assists and 3.5 rebounds in 36.1 minutes per contest...named to the All-ACC Second Team and to the All-ACC Tournament First Team...finished fifth in the ACC in scoring and eighth in the ACC in assists...led the Cavaliers in both scoring and assists...the only

point guard in the ACC to lead their team in scoring and was the top-scoring point guard in the conference...set a school record, connecting on at least one three-point field goal in 23 straight games...his 18.8 ppg was the fourth highest mark ever recorded by a sophomore in Virginia history...scored in double-figures in all 31 games he played...named the ACC Player of the Week on 1/11 named the Virginia Player of the Year by the Virginia Sports Information Directors

Association and by the Richmond Times-Dispatch...was an honorable mention All-American selection by United Press International and was named Second Team All-Southwest by Basketball Times.

1991-92: Started all 33 games at point guard for Virginia, setting a school record for the most starts in a season by a freshman point guard...averaged 11.2 points, 4.4 assists, 3.2 rebounds and 1.24 steals in 32.4 minutes per contest...set a school record for the most assists in a season by a freshman with 145...his 44 three-pointers also set a school record for the most treys made by a freshman...was third on the team in scoring...named the ACC Rookie of the Week on 1/20.

Collegiate Record

Season	Team	G	Min	FGM	FGA	Pct.	FTM	FTA	Pct.	Reb.	Asst.	Pts.	RPG	APG	PPG
91-92	Virginia	33	1037	127	338	376	72	105	686	106	145	370	3.2	4.4	11.2
92-93	Virginia	31	1118	213	470	453	93	132	705	107	144	583	3.5	4.6	18.8
93-94	Virginia	1	11	0	4	.000	0	2	.000	1	2	0	1.0	2.0	0.0
94-95	Virginia	20	692	119	263	452	61	87	701	84	110	333	4.2	5.5	16.7
Totals		85	2858	459	1075	427	226	326	693	298	401	1286	3.5	4.7	15.1



GREG ANDERSON 33

Height

6-10

Weight

250

Position

Forward/Center

Experience

Seven Years

Birthdate

6/22/64

Birthplace

Houston, TX

High School

E.E. Worthing H.S.
(Houston)

College

Houston '87

Off-Season**Residence**

Houston



Career Highs

Regular Season Highs

Playoff Highs

Minutes	44 two times	39 vs. L.A. Lakers 5/3/88
Points	31 at Denver 11/29/87	18 at L.A. Lakers 5/1/88
Rebounds	22 vs. L.A. Clippers 12/6/91	10 at Chicago 4/27/90
Assists	6 vs. Phoenix 12/12/87	2 at L.A. Lakers 5/1/88
Steals	5 three times	2 at L.A. Lakers 4/24/88



GREG ANDERSON

Selected by San Antonio in the first round of the 1987 NBA Draft, 23rd overall pick.

Signed by the Spurs as an unrestricted free agent on 9/29/95.

1994-95: Appeared in 51 games with Atlanta, after signing with the Hawks on 12/15/94 as an unrestricted free agent... averaged 2.9 points and 3.7 rebounds in 12.2 minutes per game...shot a career-best .548 (57-104) from the field and a career-low .479 (34-71) from the line...led the team in rebounds four times...had double-figures in points twice and double-figures in boards three times...registered nine DNP-CDs...had a season-high 17 points - thanks to 6-of-6 FGs - at New Jersey on 4/19...in the next game, vs. Detroit on 4/21, had 16 points...grabbed a season-high 22 rebounds vs. the Suns on 3/18.

CAREER NOTES: Was named to the 1988 NBA All-Rookie team after averaging 11.7 points and 6.3 rebounds with the Spurs...ranked seventh in the NBA in rebounds in the 1991-92 season, averaging 11.5 points and 11.5 rebounds per contest for the Nuggets...played in the Italian League during the 1992-93 campaign...averaged 16.0 points and 13.6 rebounds for Phonola Caserta...has shot over 50 percent from the field in five of his seven NBA seasons...in his NBA career has appeared in 502 games, averaging 8.9 points and 7.1 rebounds in 23.2 minutes per contest.

CAREER TRANSACTIONS: Selected by the Spurs in the first round (23rd overall pick) of the 1987 NBA Draft...Traded by the Spurs along with Alvin Robertson and future considerations to Milwaukee in exchange for Terry Cummings and future considerations (5/28/89)...Traded by the Bucks to New Jersey for Lester Conner (1/11/91)...Traded by the Nets to Denver in a three-way deal in which Denver received Anderson (from New Jersey), a 1992 first-

round pick (from New Jersey) and a 1993 second-round pick (from Portland), New Jersey received Terry Mills (from Denver) and Drazen Petrovic (from Portland) and Portland received Walter Davis (from Denver) and a 1992 second-round pick (from Denver) (1/23/91)...Played in Italy in 1992-93...Signed as a free agent by Detroit (9/8/93)...Signed as a free agent by Atlanta (12/15/94)...Signed as a free agent by San Antonio (9/29/95).

1993-94: Signed by the Pistons on 9/8...appeared in 77 games, averaging 6.4 points and 7.4 rebounds in 21.1 minutes per game...shot .543 (201-370) from the field and .571 (88-154) from the line...earned 47 starts...started the final 32 games of the season and averaged 8.0 points and 9.2 rebounds per contest during that span...had a big game vs. Utah on 1/17, finishing with a season-high 23 points and 16 rebounds in 40 minutes... led the team in rebounding for a string of 10 straight games, from 1/15 to 1/31, during that span he averaged 13.2 boards per night.

1991-92: Played in all 82 games for the Nuggets... averaged 11.5 points and a career-best 11.5 rebounds in 34.1 minutes per contest...ranked seventh in the NBA in rebounding...posted

single-season career-highs in minutes, with 2,793, in rebounds, with 941 rebounds and in FT percentage, with a .623 mark.

1990-91: Played for a total of three teams...started the season with Milwaukee, sent to New Jersey on 1/11 and then, less than two weeks later, was traded to Denver in a three-way deal on 1/23...appeared in a total of 68 games, averaging 4.3 points and 4.7 rebounds per game...played in 26 games with the Bucks, averaging 2.7 points and 2.9 rebounds...saw action in just one game with the Nets (had 8 points and 6 rebounds in 18 minutes)...and appeared in 41 games with the Nuggets, averaging 5.2



GREG ANDERSON

points and 5.8 rebounds.

1989-90: Appeared in 60 games with the Bucks, averaging 8.8 points and 6.2 rebounds per game...spent the first 15 games of the season on the injured list after undergoing surgery on his right knee on 10/30...missed an additional seven games with a hamstring injury...earned 28 starts, averaging 11.7 points and 7.9 points in 27.8 minutes per contest...recorded 11 double-doubles...teammates included Brad Lohaus and Paul Pressey.

1988-89: Averaged a career-high 13.7 points per game...also averaged 8.2 rebounds and a career-best 1.24 steals per contest...was the only Spur to play in all 82 games...scored in double-figures 59 times, with 20 or more 14 times...led the team in scoring 12 times and in rebounds 45 times...had double-figures in rebounds 31 times and recorded 22 double-doubles...appeared in 164 straight games with the Spurs.

1987-88: Named to the NBA All-Rookie Team - the first Spur ever to receive the honor...one of two Spurs to play all 82 games...averaged 11.7 points and 6.3 rebounds in 24.2 minutes per contest...earned 45 starts...named the NBA Rookie of the Month in March, was the first Spur ever to win the award...scored a career-

high 31 points at Denver on 11/20/87...recorded the first 20-20 game in a three-year span for the Spurs, finishing with 29 points and 21 rebounds at Golden State on 2/22.

COLLEGE: Played four seasons at the University of Houston...finished his career ranked eighth on the school's all-time scoring list, third in rebounds and third in blocks...as a senior, averaged 18.2 points and 10.6 rebounds in 30 games...in 1985-86, as a junior, was second in the country in rebounding, averaging 12.9 boards per game (David Robinson of Navy was number one) and was named to the All-Southwest Conference Second Team...as a freshman was Hakeem Olajuwon's backup and was a starter his final three seasons...set a school-record, scoring 27 points in the first half at New Orleans on 12/13/86.

PERSONAL: Earned the nickname, "Cadillac" as a freshman at Houston when a bike served as his primary mode of transportation...born and raised in Houston, was a Texas "Blue Chip" coming out of E.E. Worthing High School in Houston... he and his wife Tammie have four children, Greg Jr., Geia, Gabrielle and Jeremy.

REGULAR SEASON

Season	Team	G	Min.	FGM	FGA	Pct.	FTM	FTA	Pct.	Off.	Def.	-REBOUNDS-										
												Tot.	Ast.	PF	Dq.	Stl.	Blk.	TO	Pts.	Avg.		
87-88	San Antonio	82	1984	379	756	501	198	328	604	161	352	513	79	228	1	54	122	143	957	11.7		
88-89	San Antonio	82	2401	460	914	503	207	403	514	255	421	676	61	221	2	102	103	180	1127	13.7		
89-90	Milwaukee	60	1291	219	432	507	91	170	535	112	261	373	24	176	3	32	54	80	529	8.8		
90-91	Mil-NJ-Den	68	924	116	270	430	60	115	522	97	221	318	16	140	3	35	45	84	292	4.3		
91-92	Denver	32	2793	389	854	456	167	268	623	357	604	941	78	263	3	88	65	201	945	11.5		
93-94	Detroit	77	1624	201	370	543	88	154	571	183	388	571	51	234	4	55	68	94	491	6.4		
94-95	Atlanta	51	622	57	104	548	34	71	479	62	126	188	17	103	0	23	32	32	148	2.9		
Totals		502	11639	1821	3700	492	845	1509	560	1207	2373	3580	326	1365	16	389	489	814	4489	8.9		

Three-point field goals: 1987-88, 1-for-5 (.200), 1988-89, 0-for-3 (0.000), 1989-90, 0-for-1 (0.000), 1991-92, 0-for-4 (0.000), 1993-94, 1-for-3 (.333), Totals, 2-for-16 (.125)

PLAYOFFS

Season	Team	G	Min.	FGM	FGA	Pct.	FTM	FTA	Pct.	Off.	Def.	-REBOUNDS-										
												Tot.	Ast.	PF	Dq.	Stl.	Blk.	TO	Pts.	Avg.		
87-88	San Antonio	3	95	17	36	47.2	4	9	44.4	6	15	21	3	10	1	2	4	10	38	12.7		
89-90	Milwaukee	4	101	13	19	68.4	7	14	50.0	6	18	24	0	19	2	1	4	4	33	8.3		
94-95	Atlanta	3	39	1	5	20.0	3	4	75.0	1	12	13	2	9	0	2	2	0	5	1.7		
Totals		10	235	31	60	51.7	14	27	51.9	13	45	58	5	38	3	5	10	14	76	7.6		



First in sports.



Greg Simmons



Cordell Patrick



David Sears

KSAT **12**
SPORTS

VINNY DEL NEGRO 15

Height

6-4

Weight

200

Position

Guard

Experience

Five Years

Birthdate

8/9/66

Birthplace

Springfield, MA

High School

Suffield (CT)
Academy

College

N.C. State '88

Off-Season**Residence**

San Antonio



Career Highs

Regular Season Highs

Minutes	48 vs. Utah 12/8/94
Points	31 vs. Atlanta 2/18/95
Rebounds	8 six times: latest vs. Clippers 4/21/95
Assists	13 three times: latest at Utah 3/2/94
Steals	5 vs. Dallas 12/18/92
Blocks	2 four times

Playoff Highs

39 at Houston 5/28/95
19 twice: latest at Houston 5/28/95
7 twice: latest at Houston 5/28/95
6 two times: latest at Phoenix 5/13/93
2 vs. LA Lakers 5/16/95
1 three times



VINNY DEL NEGRO

Selected by Sacramento in the second round of the 1988 Draft, 29th overall pick.

Signed by the Spurs as an unrestricted free agent on 7/30/92

1994-95: Enjoyed the best season of his five-year NBA career...averaged 12.5 points, 3.0 assists and 2.6 rebounds in 31.5 minutes per contest...appeared in 75 games with 71 starts...shot .486 (372-766) from the field, .790 (128-162) from the line and .407 (66-162) from three-point land...his 12.5 ppg was the best of his career as was his three-point percentage of .407...hit 66 treys during the season after connecting on a total of just 37 in 306 games in his first four NBA seasons...played a total of 2,360 minutes - the first time in his career to go over the 2,000 minute mark... scored in double-figures 45 times with 20 or more 15 times...led the Spurs in scoring four times...scored a career-high 31 points vs. Atlanta on 2/18...had 27 points - connecting on 6-of-8 three-pointers - vs. Miami on 1/12... in that game tied the Spurs franchise record for most treys made in a quarter (with 4 in the second) and most treys made in a half (with 5 in the first)...tied his career-high in rebounds with 8 on three occasions (11/30 at Seattle, 3/9 at Cleveland and 4/21 vs. the Clippers)...handed out a season-high 7 assists twice (3/29 vs. the Lakers and 4/8 at Golden State)...logged a career-high 48 minutes vs. Utah on 12/8...moved into the starting lineup on 11/26 at Phoenix - filling in for an injured Willie Anderson - and responded with 21 points and 5 assists in 40 minutes...remained the Spurs starting two-guard for the rest of the season, after being used primarily as a point guard in his first two seasons as a Spur...as a starter averaged 12.9 ppg

CAREER NOTES: Spent two full seasons in the Italian League, playing for Benetton Treviso, before joining the Spurs in the summer of 1992...in 27 games with Benetton in 1991-92, averaged 25.2 points and 3.4 assists...named the MVP of the Italian League Playoffs, leading his club to the Italian A League title...in the 1990-91 season averaged

25.5 points in 35 games...during those two seasons shot .586 from the field and .854 from the line...one of his Benetton teammates was Toni Kukoc...an outstanding free throw shooter, has a career mark of .837 (589-704) from the line...in his NBA career has appeared in 381 regular season games, averaging 9.3 points, 3.4 assists and 2.3 rebounds in 24.3 minutes per contest.

CAREER TRANSACTIONS: Selected by the Kings in the second round (29th overall pick) of the 1988 NBA Draft...Played in Italy in 1990-91 and 1991-92...Signed as a free agent by the Spurs (7/30/92).

1993-94: Appeared in 77 games, averaging 10.0 points, 4.2 assists and 2.1 rebounds in 25.3 minutes per contest...shot .487 from the field and .824 from the line...set a franchise record, connecting on 50 straight free throws from 11/29 to 2/4...started 56 games and the Spurs were 40-16 (.714) in those games...in the Spurs first 26 games of the season, appeared in 21 games - with no starts - and averaged 4.8 ppg and 1.8 apg in 13.4 minutes...moved into the starting lineup on 12/26 vs. Boston... started the final 56 games of the season, averaging 12.0 ppg and 5.1 apg in 29.8 minutes... registered five DNP-CDs (one in November and four in December)...scored in double-figures 38 times, with a season-high 24 points at the Lakers on 2/25...led the team in assists 21 times...tied his career-high with 13 assists vs. Utah on 3/2.

1992-93: Appeared in 73 games in his first season with the Spurs, after spending two full seasons playing in Italy...averaged 7.4 points and 4.0 assists in 20.9 minutes per game...shot a career-best .507 (218-430) from the floor and .863 (101-117) from the line...his FT percentage was tops on the team and his FG percentage was second only to Antoine Carr's...posted a 3.16 assist to turnover ratio...was the starting point guard under Jerry Tarkanian...in 19 games under Tark averaged 11.3 points and 7.1 assists in 32.7 minutes...under John Lucas, appeared in 54 games, averaging 6.1 points, 2.9 assists and 1.7 rebounds in 16.7 minutes...earned 31 starts...missed a total of six



VINNY DEL NEGRO

games due to four different injuries...also registered three DNP-CDs...on opening night had a season-high 24 points at Sacramento on 11/6 in 46 minutes...a season-high 11 assists at New Jersey on 12/4 and twice tied his career-high in rebounds with eight...saw the first post-season action of his NBA career...had 19 points - all in the second half - and six assists in 17 minutes in game two at Phoenix on 5/13.

1989-90: Appeared in 76 games with the Kings, averaging 9.7 points, 3.3 assists and 2.6 rebounds in 24.4 minutes per contest...started 29 times...handed out his career high 13 assists two times...shot a career best .871 (135-155) from the line...led the team in scoring three times in the last eight games of the season...for the second straight year scored a then career-high 28 points in the final game of the season, vs. Portland on 4/21...signed a contract on 7/29 with Benetton.

1988-89: Enjoyed a solid rookie season with Sacramento playing in 80 games...averaged 7.1 points, 2.6 assists and 2.1 rebounds in 19.5 minutes...scored in double-figures 22 times, with 20 or more four times...playing time reduced after the team acquired Danny Ainge on 2/23...scored a then career-high 28 points in the final game of the season at Portland on 4/23...had eight assists twice (on 2/7 vs. San Antonio and on 2/24 at the Lakers).

COLLEGE: Played four seasons at North Carolina State for the late Jim Valvano...was named All-ACC as a senior when he averaged 15.9 points, 3.6 assists and 4.9 rebounds in 32 games...the top rebounding guard in the ACC

that season...led the Wolfpack to the ACC Championship as a junior...named the MVP of the ACC Tournament...didn't see much playing time his first two years, averaging just 1.9 points and 6.9 minutes in 38 games during his freshman and sophomore seasons...entered the starting lineup during his junior season...teammates at N.C. State included Spud Webb and Nate McMillan...in his college career, appeared in 103 games, averaging 9.1 ppg while shooting .502 from the field and .825 from the line.

PERSONAL: Full name is Vincent Joseph Del Negro...is married to Lynn...born and raised in Springfield, Mass...wears a Reebok size 11.5...father, Vince, played basketball at Kentucky...has two sisters...established the Vinny Del Negro Endowment Fund in Springfield for the Brightside organization, which is set-up to help sexually and physically abused youths...he has contributed \$50,000 to the program and each year holds several banquets and clinics to raise funds for the program...one of five professional athletes honored by USA WEEKEND with a Most Caring Athlete Award in 1994...runs the Vinny Del Negro Basketball Camp each summer in Sacramento...enjoys all sports including tennis and golf...watches SportsCenter whenever possible...is a big movie fan...likes action films...loves Italian food, calling himself a "pasta fanatic"...says a perfect day would be "waking up at a nice resort, hanging out on the beach, playing 18 holes of golf and then enjoying a romantic dinner with my wife."

REGULAR SEASON

Season	Team	G	Min.	FGM	FGA	Pct.	FTM	FTA	Pct.	-REBOUNDS-										
										Off.	Def.	Tot.	Ast.	PF	Dq.	Sll.	Bk.	TO	Pts	Avg.
88-89	Sacramento	80	1556	239	503	47.5	85	100	85.0	48	123	171	206	160	2	65	14	77	569	7.1
89-90	Sacramento	76	1858	297	643	46.2	135	155	87.1	39	159	198	250	182	2	64	10	111	739	9.7
92-93	San Antonio	73	1526	218	430	50.7	101	117	86.3	19	144	163	291	146	0	44	1	92	543	7.4
93-94	San Antonio	77	1949	309	634	48.7	140	170	82.4	27	134	161	320	168	0	64	1	102	773	10.0
94-95	San Antonio	75	2360	372	786	48.6	128	162	79.0	26	164	192	226	179	0	61	14	56	938	12.5
Totals		381	9249	1435	2976	48.2	589	704	83.7	161	724	885	1293	835	4	298	40	438	3562	9.3
Three-point field goals:		1988-89, 6-for-20 (.300) 1989-90, 10-for-32 (.313), 1992-93, 6-for-24 (.250), 1993-94, 15-for-43 (.349) 1994-95, 66-for-162 (.407)																		
Totals, 103-for-281 (.367)																				

PLAYOFFS

Season	Team	G	Min.	FGM	FGA	Pct.	FTM	FTA	Pct.	-REBOUNDS-										
										Off.	Def.	Tot.	Ast.	PF	Dq.	Sll.	Bk.	TO	Pts	Avg.
92-93	San Antonio	8	112	17	38	44.7	4	4	1.000	6	13	19	24	13	0	1	1	3	40	5.0
93-94	San Antonio	4	93	12	27	44.4	3	5	60.0	1	6	7	18	6	0	1	0	6	29	7.3
94-95	San Antonio	15	382	51	118	43.2	20	24	83.3	4	28	32	37	23	0	8	2	16	131	8.7
Totals		27	587	80	183	43.7	27	33	81.8	11	47	58	79	42	0	10	3	25	200	7.4
Three-point field goals:		1992-93, 2-for-9 (.222), 1993-94, 2-for-4 (.500), 1994-95, 9-for-20 (.450) Totals, 13-for-33 (.394)																		



**THE MOST SPORTS
ALLOWED BY LAW
IN THIRTY MINUTES**



**DEAN
ACOSTA**



**ED
SUAREZ**



**CHUCK
MIKETINAC**



SUNDAYS AT 9:30PM

SEAN ELLIOTT 32

Height

6-8

Weight

220

Position

Forward

Experience

Six Years

Birthdate

2/2/68

Birthplace

Tucson, AZ

High School

Cholla H.S.
(Tucson)


College

Arizona '89

Off-Season

Residence

San Antonio



Career Highs

Regular Season Highs

Minutes	53 at Denver 11/7/92
Points	41 vs. Dallas 12/18/92
Rebounds	17 vs. Houston 1/4/92
Assists	12 vs. Denver 11/7/90
Steals	6 at New Jersey 11/18/89
Blocks	4 at Dallas 3/8/92

Playoff Highs

49 vs. LA Lakers 5/8/95
26 at LA Lakers 5/18/95
11 vs. Phoenix 5/20/93
8 at Phoenix 5/18/93
2 seven times
2 five times



SEAN ELLIOTT

Selected by San Antonio in the first round of the 1989 Draft, 3rd overall pick.

Obtained from the Pistons on 7/18/94 in exchange for the rights to Bill Curley and a second round pick in the 1997 NBA Draft.

1994-95: Enjoyed the best season of his six-year NBA career...appeared in 81 games - with 81 starts - averaging 18.1 points, 3.5 rebounds and 2.5 assists in 35.3 minutes per contest...shot .468 (502-1072) from the field, .807 (326-404) from the line and a team-high .408 (136-333) from three-point land...hit 133 three-pointers after hitting a total of 109 in 388 games in his first five NBA seasons...averaged a career-high 18.1 points...other career bests were his .408 mark from three-point land and his 38 blocked shots...was second on the team in scoring...scored in double-figures in 76 of 81 games...scored in double-figures in 32 straight games from 1/17 to 3/22...scored 20 or more 31 times...had a season-high 32 points vs. Miami on 1/12...had 31 two times - vs. Denver on 1/28 and at Portland on 12/2...on 4/2 vs. Phoenix had 30 points and a season-high 9 rebounds...had a season-high 7 assists vs. Minnesota on 3/7...shot over 80 percent from the line for the fifth time in his six NBA seasons and has a career FT percentage of .821 (1530-1863).

CAREER NOTES: Increased his scoring average in each of his first four NBA seasons...as a rookie averaged 10.0 ppg, then 15.9 ppg in year two, 16.3 ppg in year three and 17.2 ppg in year four before averaging 12.1 ppg in year five with Detroit...was a reserve on the Western squad for the 1993 All-Star Game...the NBA Player of the Week for the period ending 12/27/92...is the second highest draft pick in Spurs history - the third overall pick in the 1989 NBA Draft by the Spurs, behind only Pervis Ellison, by Sacramento, and Danny Ferry, by the LA Clippers (the only higher pick was the number one selection used to draft David Robinson in 1987)...was named to the NBA All-Rookie Second Team in 1989...holds the Spurs record for most consecutive games played, appearing in 246 straight from 1/15/90 to 1/13/93...ranks among the Spurs top-ten all-time in three-pointers made, three-pointers attempted and FT percentage...played on the 1987 U.S. World University Games squad and the 1986 USA World Championship Team...in his NBA career has appeared in 469 regular

season games, averaging 14.9 points, 4.4 rebounds and 2.7 assists in 34.3 minutes per contest.

CAREER TRANSACTIONS: Selected by the Spurs in the first round (third overall pick) of the 1989 NBA Draft...Traded by Spurs, along with David Wood, to the Pistons in exchange for Dennis Rodman, Isaiah Morris and future considerations (10/1/93)...Traded by Pistons to Rockets in exchange for Robert Horry, Matt Bullard and two future second-round draft picks (2/4/94); trade void on 2/7/94 when Elliott failed physical...Traded by Pistons to Spurs for the rights to Bill Curley and a 1997 second-round draft choice (7/19/95)...Signed as a free agent by the Spurs (9/29/95).

1993-94: Averaged 12.1 points, 3.6 rebounds and 2.7 assists in 33.0 minutes per contest...appeared in 73 games and earned 73 starts...shot .455 (360-791) from the field and .803 (139-173) from the line...scored in double-figures 45 times...was traded by the Pistons to Houston for Robert Horry, Matt Bullard and two second round draft picks on 2/4 but the deal was rescinded by the Rockets...had a season-high 27 points at Portland on 11/14.

1992-93: Appeared in 70 games...averaged 17.2 points, 4.6 rebounds and 3.8 assists in 37.2 minutes per contest...shot .491 (451-918) from the field and .795 (268-337) from the line...also .356 (37-104) from three-point land...his 37 three-

pointers was the third highest total on the team behind Dale Ellis and Lloyd Daniels ...played in 70 games, missing 12 games due to a pair of back injuries...the Spurs were 5-7 without Elliott in the lineup ...missed game on 1/14 at Milwaukee broke his string of 246 straight games, which is a Spurs franchise record...was named a reserve on the Western Conference All-Star Team and had five points and two rebounds in 15 minutes...named the NBA Player of the Week - for the first time in his career - for the period ending 12/27...in three games that week averaged 27.3 points, 6.7 rebounds and 6.0 assists...scored in double-figures in 68 games, with 20 or more 20 times...led the team in scoring 10 times...had a career-high 41 points on 12/18 vs. Dallas, the day Jerry Tarkanian was fired...other season-highs were 13 rebounds on 12/22 vs. Denver, 9 assists 12/26 at the Lakers and 5 steals on 4/13 at Sacramento.



SEAN ELLIOTT

1991-92: Averaged 16.3 points, 5.4 rebounds and 2.6 assists in 38.0 minutes while starting all 82 games for the Spurs...played 3,120 minutes on the season, setting a franchise record - which was later broken by David Robinson - for the most minutes played in a single season...shot a career best .494 from the field which was the 17th best in the NBA...scored in double-figures 71 times, with 20 or more 25 times...led the team in scoring 12 times and in assists six times...season-highs were 33 points on 4/9 at the Lakers, a career-high 17 rebounds on 1/4 vs. Houston and eight assists on 1/10 at Golden State.

1990-91: Increased his numbers in almost every category from his rookie season...averaged 15.9 points, 5.6 rebounds and 2.9 assists in 37.1 minutes per game...was the only Spur to start all 82 games...scored in double-figures 66 times, with 20 or more 20 times...the Spurs were 16-4 when Elliott had 20 or more...led the team in scoring nine times and in assists five times...voted the Spurs Foot Locker Favorite Player by the fans...season-highs were 34 points on 3/26 vs. New York, 12 rebounds on 4/12 at Seattle and a career-high 12 assists on 11/7 vs. Denver.

1989-90: Named to the NBA All-Rookie second team...played in 81 games, averaging 10.0 points, 3.7 rebounds and 1.9 assists in 25.1 minutes per contest...started 69 of 81 games...his .866 mark at the line was 19th best in the NBA and the best percentage in his career...scored in double-figures 40 times with 20 or more six times...season-highs were 24 points vs. Denver

on 3/10, 10 rebounds on 3/20 at Seattle and a career-high six steals on 11/18 at New Jersey.

COLLEGE: Played four seasons at the University of Arizona...finished his career as the all-time leading scorer in PAC-10 history with 2,555 points, breaking the previous record held by Lew Alcindor at UCLA...Don MacLean of the Bullets now holds the record, scoring 2,608 points in his career at UCLA...as a senior, averaged 22.3 points, 7.2 rebounds and 4.1 assists per game and was named the College Player of the Year by the Associated Press, CBS-TV, Basketball Weekly, Basketball Times, Kodak and more...was the Wooden Award winner and a consensus All-American...named a first team All-American as a junior, averaging 19.6 points and 5.8 rebounds per contest and leading the Wildcats to a Final Four appearance in 1988...scored in double figures in 128 of 133 college games...named the Wildcats MVP all four seasons...college teammates included Jud Buechler, Anthony Cook, Steve Kerr, Matt Othick, Sean Rooks, Tom Tolbert and Brian Williams...also played with Kenny Lofton, who is now an outfielder with the Cleveland Indians.

PERSONAL: Full name is Sean Michael Elliott...married Akiko Herron on September 4, 1993...Terry Cummings performed the service and David and Valerie Robinson were both in the wedding party...the couple designed and built a house in San Antonio which they moved into this summer... nickname is Ninja...wears a Nike size 13...is a legend in the Tucson area...his high school, Cholla, has re-named its gym after him.

REGULAR SEASON

Season	Team	G	Min.	FGM	FGA	Pct.	FTM	FTA	Pct.	-REBOUNDS-			Ast.	PF	Dq.	Stl.	Blk.	TO	Pts.	Avg.
										Off.	Def.	Tot.								
89-90	San Antonio	61	2032	311	647	.481	187	216	.866	127	170	297	154	172	0	45	14	112	810	10.0
90-91	San Antonio	82	3044	478	976	.490	325	402	.806	142	314	456	238	190	2	69	33	147	1301	15.9
91-92	San Antonio	82	3120	514	1040	.494	285	331	.861	143	296	439	214	149	0	84	29	152	1338	16.3
92-93	San Antonio	70	2604	451	918	.491	268	337	.795	85	237	322	265	132	1	68	28	152	1207	17.2
93-94	Detroit	73	2409	360	791	.455	139	173	.803	68	195	263	197	174	3	54	27	129	885	12.1
94-95	San Antonio	81	2858	502	1072	.468	326	404	.807	63	224	287	206	216	2	78	38	151	1466	18.1
Totals		469	16067	2616	5444	.481	1530	1863	.821	628	1436	2064	1274	1033	8	398	169	843	7007	14.9
Three-point field goals: 1989-90, 0-for-1 (111); 1990-91, 20-for-64 (313); 1991-92, 25-for-82 (305); 1992-93, 37-for-104 (356); 1993-94, 26-for-87 (299); 1994-95, 136-for-333 (408) Totals: 245-for-679 (361)																				

PLAYOFFS

Season	Team	G	Min.	FGM	FGA	Pct.	FTM	FTA	Pct.	-REBOUNDS-			Ast.	PF	Dq.	Stl.	Blk.	TO	Pts.	Avg.
										Off.	Def.	Tot.								
89-90	San Antonio	10	291	53	96	.552	21	29	.724	11	30	41	18	37	0	9	6	15	127	12.7
90-91	San Antonio	4	132	17	40	.425	25	32	.781	8	14	22	16	9	0	4	1	9	59	14.8
91-92	San Antonio	3	137	19	40	.475	16	18	.889	4	9	13	8	6	0	3	4	6	59	19.7
92-93	San Antonio	10	381	59	125	.472	37	40	.925	8	40	48	36	22	0	8	3	22	158	15.8
94-95	San Antonio	15	574	87	200	.435	66	85	.776	23	49	72	40	38	0	10	7	27	260	17.3
Totals		42	1515	235	501	.469	165	204	.809	54	142	196	118	112	0	34	21	79	663	15.8
Three-point field goals: 1989-90, 0-for-1; 1990-91, 0-for-3; 1991-92, 5-for-8 (625); 1992-93, 3-for-14 (214); 1994-95, 20-for-55 (364) Totals: 28-for-81 (346)																				

NBA ALL-STAR GAME

Season	Team	Min.	FGM	FGA	Pct.	FTM	FTA	Pct.	-REBOUNDS-			Ast.	PF	Dq.	Stl.	Blk.	TO	Pts.
									Off.	Def.	Tot.							
1993	San Antonio	15	1	6	.167	3	4	.750	1	1	2	0	1	0	0	0	1	5



SUPER SPORTS



SPORTS LEADER FOR THE GREAT SOUTHWEST



THE SAN ANTONIO SPORTS FAN'S DREAM TEAM

CARL HERRERA 11

Height

6-9

Weight

225

Position

Forward

Experience

Four Years

Birthdate

12/14/66

Birthplace

Trinidad

High School

Simon Bolivar
(Caracas,
Venezuela)

College

Houston '91

Off-Season**Residence**

Houston, Tx



Career Highs

Regular Season Highs

Minutes	41 at Golden St. 4/6/95
Points	22 at Houston 3/28/95
Rebounds	15 at New York 12/2/93
Assists	4 three times, latest at Atlanta 3/13/95
Steals	4 at Houston 3/28/95
Blocks	3 six times, latest at Miami 12/26/94

Playoff Highs

25 vs. New York 6/22/94
12 two times, latest at New York 6/19/94
7 vs. L.A. Clippers 4/29/93
2 two times, latest vs. L.A. Clippers 5/1/93
3 at New York 6/17/94
1 three times, latest at New York 6/17/94



CARL HERRERA

Selected by Miami in the second round of the 1990 NBA Draft, 30th overall pick.

Signed by the Spurs as an unrestricted free agent on 9/29/95.

1994-95: Appeared in 61 games...averaged 6.8 points and 4.6 rebounds in 21.8 minutes per game...shot .523 (171-327) from the field and .624 (73-117) from the line...earned 26 starts...as a starter averaged 9.4 points and 5.7 rebounds...scored in double-figures 15 times including a career-high 22 points on two occasions (vs. the Lakers on 12/2 and vs. the Lakers on 3/28)...grabbed a season-high 11 rebounds twice, vs. the Lakers on 12/2 and vs. the Hawks on 3/13...missed a total of 21 games with four different injuries - sat out 12/8 with the flu, missed 16 games with a hamstring injury (2/2-2/19 and 2/27-3/11), missed 4/11 with a hip contusion and then missed three games - from 4/19-23 - with a dislocated right shoulder...the shoulder injury also caused him to miss all but one game in the 1995 playoffs.

CAREER NOTES: Member of the Rockets NBA Championship teams in 1994 and 1995...ranks seventh on the Rockets all-time list in field goal percentage with a career mark of .512 (636-1242)...spent the 1990-91 season in Spain, averaged 13.1 points and 7.3 rebounds for Real Madrid...played for the 1992

Venezuelan Olympic team...also starred for Venezuela in the 1991 Pan American Games and the 1990 World Games...is the first - and only - Venezuelan to play in the NBA...in his NBA career has appeared in 260 regular season games, averaging 6.0 points and 4.3 rebounds in 19.2 minutes per contest.

CAREER TRANSACTIONS:

Selected by Miami in the second round (30th overall pick) of the 1990 NBA Draft...rights traded by Miami to Houston, along with the draft rights to Dave Jamerson, in exchange for the rights to Alec Kessler (6/27/90) ...Signed by the Spurs on 9/29/95.



1993-94: Averaged 4.7 points and 3.8 rebounds in 75 games for the Rockets...shot a career-low .458 (142-310) from the field, the only time in his career he's shot under 50 percent from the field... grabbed a career-high 15 rebounds at New York on 12/2...was suspended by the NBA for one game

on 3/30 after a fight with Olden Polynice of the Kings...placed on the injured list on 4/21 due to tendinitis in both knees...suffered a dislocated right shoulder in the second round of the playoffs vs. Phoenix but returned to play big in the NBA Finals...in the seven-game series vs. New York averaged 7.1 points and 3.6 rebounds in 17.3 minutes per game.

1992-93: Enjoyed the best season of his career...appeared in 81 games, averaging 7.5 points and 5.6 rebounds in 22.2 minutes per con-

CARL HERRERA

test - all career-bests...also shot a career-best .541 (240-444) from the field...posted the second-best FG percentage on the team, behind Otis Thorpe's .558 mark...scored in double-figures 21 times and had 8 or more rebounds 20 times...earned 10 starts...missed one game - 4/13 - due to a stomach disorder.

1991-92: In his first NBA season, averaged 4.4 points and 2.3 rebounds in 43 games for the Rockets...missed 35 games due to injury...missed 24 games with a contusion to his left heel, missed 9 games with a strained lower back and sat out two games with the flu...scored in double-figures six times...earned seven starts...just the fifth Rocket rookie ever to shoot over 50 percent from the field.

COLLEGE NOTES: Played one season at the University of Houston before entering the 1990 Draft as a junior... was named to the All-Southwest Conference First Team that season, averaging 16.7 points and 9.2 rebounds per contest...was also named the SWC Newcomer-of-the-Year...in 1989 was rated as one of the top two junior college recruits in the nation following his

two seasons at Jacksonville (the other was Larry Johnson)...during the 1988-89 season was a junior college All-American...ranked 13th in the nation in scoring, with 25.5 ppg, and eighth in rebounding, with 13.2 rpg...was named to the All-Texas Eastern Conference First Team as a freshman at Jacksonville.

PERSONAL: Spanish is his native language...says he still thinks in Spanish...full name is Carl Victor Herrera...the first - and only - Venezuelan in the NBA...has three kids, Alex, Jonathan and Shaya...is engaged to Monica and the couple has another child on the way...a big fan of Salsa music...favorite artist is Oscar De Leon who is a friend of Herrera's and a native of Venezuela...was named a 1994 Southwestern Bell American All-Star in honor of his work and service in the community as an Hispanic role model in the city of Houston...was named one of the 100 Most Influential Hispanics in the country in 1993 by Hispanic Business magazine.

REGULAR SEASON

Season	Team	G	Min.	FGM	FGA	Pct.	FTM	FTA	Pct.	Off.	-REBOUNDS-				PF	Dq.	Sl.	Blk.	TO	Pts.	Avg.
											Def.	Tot.	Ass.	Stl.							
91-92	Houston	42	566	83	161	.516	25	44	.568	33	66	99	27	60	0	16	25	37	191	4.4	
92-93	Houston	31	1800	240	444	.541	125	176	.710	148	306	454	61	190	1	47	35	92	605	7.5	
93-94	Houston	75	1292	142	310	.458	69	97	.711	101	164	285	37	159	0	32	26	69	353	4.7	
94-95	Houston	31	1331	171	327	.523	73	117	.624	98	160	278	44	136	0	40	38	71	415	6.8	
Totals		260	4989	636	1242	.512	292	434	.673	380	736	1116	169	545	1	135	124	269	1564	6.0	

Three-point field goals: 1991-92 0-for-1; 1992-93, 0-for-2; 1994-95 0-for-2 Totals, 0-for-5

PLAYOFFS

Season	Team	G	Min.	FGM	FGA	Pct.	FTM	FTA	Pct.	Off.	-REBOUNDS-				PF	Dq.	Sl.	Blk.	TO	Pts.	Avg.
											Def.	Tot.	Ass.	Stl.							
92-93	Houston	12	195	22	57	.386	12	20	.600	16	29	45	7	36	1	3	2	11	56	4.7	
93-94	Houston	16	248	31	58	.534	13	16	.813	14	31	45	3	37	1	5	3	7	75	4.7	
94-95	Houston	1	6	1	1	1.000	0	0	0	0	0	0	1	0	0	0	0	0	2	2.0	
Totals		29	449	54	116	.466	25	36	.694	30	60	90	11	73	2	8	5	18	133	4.6	

Three-point field goals: 1992-93, 0-for-2



The Quarry Golf Club

... just a "Free Throw" from the Alamodome.



Welcome to San Antonio! As proud sponsors of The Spurs, we're pleased to invite the visiting media and teams to enjoy a 50% DISCOUNT off regular green fees at The Quarry Golf Club! Simply present your NBA Media Credential or your Spurs Media Credential when you register to play and then enjoy Championship Golf at the *course everybody's talking about!* Be sure to call 7 days ahead, toll free, to set up your tee time. We're located just 2 minutes from the airport and 6 minutes from downtown.

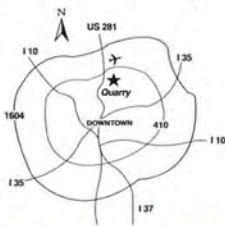
"America's Best - #2 in Texas"

Golfweek, 4/95

"Best Courses - #4 in Texas"

Golf Digest, 5/95

Congratulations San Antonio Spurs,
1994-1995
Division Champions!



(800) 347-7759 / (210) 824-4500

444 E. Basse Rd., San Antonio, TX 78209

AVERY JOHNSON 6

Height

5-11

Weight

180

Position

Guard

Experience

Seven Years

Birthdate

3/25/65

Birthplace

New Orleans, LA

High School

St. Augustine
(New Orleans)

College

Southern '88

Off-Season**Residence**

Sugarland, Tx



Career Highs

Regular Season Highs

Minutes	51 vs. Utah 12/8/94
Points	29 vs. Denver 4/18/95
Rebounds	10 vs. Sacramento 2/15/94
Assists	18 vs. Miami 1/5/90
Steals	6 two times: latest at Milwaukee 2/22
Blocks	2 four times

Playoff Highs

50 vs. Lakers 5/16/95
24 at Denver 5/2/95
8 two times: latest at Lakers 5/8/95
15 two times: latest at Phoenix 5/18/93
5 vs. Phoenix 5/15/93
2 vs. Denver 4/30/95



EVERETT JOHNSON

Never drafted by an NBA franchise

Signed by the Spurs as an unrestricted free agent on 7/22/94

1994-95: Enjoyed the best season of his seven-year NBA career...started all 82 games and averaged 13.4 points, 8.2 assists, 2.5 rebounds and 1.39 steals in 36.7 minutes per contest...shot .519 (448-863) from the field and .685 (202-295) from the line...thanks to his career-best 13.4 ppg, became just the fifth player in NBA history to increase their scoring average in each of their first seven NBA seasons (joining Alex English, Kevin McHale, Happy Hairston and Derek Harper)...posted career-bests in points (13.4 ppg), minutes (36.7 mpg), assists (8.2 apg), rebounds (2.5 rpg), FG made (448), FG attempted (863), FT made (202), FT attempted (295) and FG percentage (.519)...finished 7th in the NBA in assists, averaging 8.2 apg, 19th in the NBA in FG percentage, with a .519 mark, and 31st in the NBA in steals, with 1.39 spg...one of just four players in the NBA to average 10 or more points and 7 or more assists while shooting 50 percent or better from the field (the other three were All-Stars John Stockton, Gary Payton and Penny Hardaway)...scored in double-figures 61 times, with 20 or more nine times...named the winner of the NBA "court vision" Bausch & Lomb Award in February...scored a career-high 29 points (hitting 12-of-13 FGs) vs. Denver on 4/18...also had 27 points on 11/4 vs. Golden St...led the Spurs in assists 71 times...the Spurs were 24-3 when AJ handed out 10 or more assists...had 22 double-doubles...handed out a season-high 16 assists on 12/6 vs. Dallas...had 7 rebounds on two occasions, 1/20 at Miami and 11/26 at Phoenix...logged a career-high 51 minutes vs. Utah on 12/8.



CAREER NOTES: Has increased his scoring average in each of his seven NBA seasons (started at 1.6 ppg in 1988-89, then 2.6 ppg, 4.7 ppg, 5.6 ppg, 8.7 ppg, 10.9 ppg and 13.4 ppg)...in 1995-96 will look to join Derek Harper as just the second player in NBA history to improve their scoring average in each of their first eight seasons...has also increased his minutes, games played, points and rebounds in each of his seven NBA seasons...has played for five NBA teams - San Antonio, Golden State, Houston, Denver and Seattle...played in the USBL, with the Palm Beach Stingrays, in 1988...in his NBA career has appeared in 472 regular season games, averaging 7.5 points, 5.1 assists and 1.6 rebounds in 22.1 minutes per contest.

CAREER

TRANSACTIONS: Was never drafted by an NBA franchise ...Signed as a free agent with SuperSonics (8/2/88)... Traded by Sonics to Nuggets in exchange for a 1997 second-round draft pick (10/24/90)...Waived by Nuggets (12/24/90)...Signed as a free agent by the Spurs (1/17/91)...Waived by the Spurs (12/17/91) ...Signed as a free agent by Rockets (1/10/92)...Signed as a free

agent by the Spurs (11/19/92) ...Signed as a free agent with Warriors (10/25/93)... Signed as a free agent by the Spurs (7/21/94).

1993-94: Signed by the Warriors as an unrestricted free agent on 10/25/93... appeared in all 82 games for the first time in his career...earned 70 starts... averaged 10.9 points, 5.3 assists, 2.1 rebounds and 1.38 steals in 28.4 minutes per contest...shot .492 (356-724) from the field and .704 (178-253) from the line...his field goal percentage was the third best among all point guards, trailing only John Stockton (.528) and Gary Payton (.504)...scored in double-figures 51



AVERY JOHNSON

times...had double-figures in assists seven times and finished with eight double-doubles...twice scored a season-high 23 points - vs. Utah on 12/11 and vs. Phoenix on 3/3...handed out a season-high 15 assists at Milwaukee on 2/22 ...was selected a team co-captain - along with Tim Hardaway and Chris Mullin - on 11/3, just nine days after he was signed by the team...posted (at the time) single season career-highs in points, rebounds, steals, field goals made and attempted, free throws made and attempted, minutes and games played.

1992-93: Signed by the Spurs as an unrestricted free agent on 11/19/92...appeared in 75 games, averaging 8.7 points, 7.5 assists and 1.9 rebounds in 27.1 minutes per contest...shot .502 (256-510) from the field and .791 (144-182) from the line...a tale of two seasons for AJ...played in 13 games under Tarkanian, averaging 3.6 points and 2.4 assists in 9.6 minutes...in 62 games under Lucas, earned 49 starts and averaged 9.8 points, 8.6 assists and 2.2 rebounds in 30.1 minutes...as a starter averaged 10.9 points and 9.4 assists and the Spurs were 31-18...handed out 10 or more assists 24 times...led the Spurs in assists 49 times, with a season-high 16 on 1/14 in Milwaukee...led the team in scoring one time and in steals 22 times...scored 23 points on 2/11 vs. Washington...appeared in all 10 playoff games, averaging 8.2 points and 8.1 assists per game...his 8.1 assists average was third in the NBA in the post-season.

1991-92: Spilt the season between San Antonio and Houston...for the season, averaged 5.6 points and 3.9 assists in 17.9 minutes in 69 games...with the Spurs averaged 6.8 points and 5.0 assists in 20 games...started 14 games with the Spurs and in those games the Spurs were 9-5...led the Spurs in assists seven times and led the Rockets in assists eight times.

1990-91: Played in 21 games with the Nuggets before being released on 12/24/90...then spent the rest of the season in San Antonio...in all appeared in 68 games, averaging 4.7 points and 3.4 assists in 14.1 minutes per contest...with the Spurs averaged 5.1 points and 3.3 assists in 47 games...started seven games, filling in for an injured Rod Strickland...in those games averaged 9.4 ppg and 5.4 apg and the Spurs were 5-2...led the team in assists nine times.

1989-90: Appeared in 53 games, averaging 2.6 points and 3.1 assists in 10.8 minutes per contest...started 10 games ...handed out a career-high 18 assists in his second start on 1/5 vs. Miami, including a Sonics franchise record 11 in the third quarter...averaged 7.4 apg in his 10 starts...missed 20 games due to injury.

1988-89: Made the Sonics squad as a rookie free agent...appeared in 43 games, averaging 1.6 points and 1.7 assists...shot just .349 from the field and .562 from the line...had a season-high 11 assists, in a season-best 27 minutes, vs. Dallas on 11/19.

COLLEGE: Led the NCAA in assists in both his junior and senior seasons at Southern University ...averaged 13.3 apg as a senior in 1987-88 and 10.7 apg as a junior...named the Southwestern Athletic Conference Player of the Year both seasons and the MVP of the conference tournament both years as well...as a senior averaged 11.4 points and 13.3 assists and set a school record, handing out 27 assists in one game...holds several NCAA Division I records including the most assists in a single game, with 22 vs. Texas Southern on 1/25/88 (tied with three other players), the highest single season assists average, with 13.3 assists per game in '87-88, and the highest career assists average, with a mark of 8.97 apg...played his sophomore season

AVERY JOHNSON

at Cameron University and his freshman season at New Mexico Junior College.

PERSONAL: Married Cassandra Merricks in July of 1991 in New Orleans...the couple had their first child, Christianne Amber Johnson on 12/1/92, and their second child, Avery Johnson Jr., was born this summer on 7/12/95...this summer the family moved into a house they designed and built in Houston...wears a size 11 Reebok, which is the smallest shoe on the team...plays a little golf and a little tennis...favorite food is his wife's cabbage and rice...also loves his mom's pan-

cakes...eats at 4:00 p.m. sharp on game days...is one of the Spurs most active players in the community, makes numerous appearances in schools, churches and in the community...involved in Toys for Tots and the Kids Now program ...favorite movies include Bodyguard and Coming To America...a true gym-rat, trained an average of five hours a day this summer...says a perfect day is "waking up on a beautiful 82 degree day, getting in an early workout, and spending the rest of the day with my family."

REGULAR SEASON

Season	Team	G	Min.	FGM	FGA	Pct.	FTM	FTA	Pct.	-REBOUNDS-										Pts.	Avg.
										Off.	Def.	Tot.	Asst.	PF	Dq.	Sh.	Bk.	TO			
88-89	Seattle	43	291	29	83	.348	9	16	.563	11	13	24	73	34	0	21	3	18	68	1.6	
89-90	Seattle	53	575	55	142	.387	29	40	.725	21	22	43	162	55	0	26	1	48	140	2.6	
90-91	Denver-S.A.	58	959	130	277	.469	59	87	.678	22	55	77	230	62	0	47	4	74	320	4.7	
91-92	S.A. - Hou.	89	1235	158	330	.479	66	101	.653	13	87	80	286	89	1	61	9	110	386	5.6	
92-93	San Antonio	75	2030	256	510	.502	144	182	.791	20	126	146	561	141	0	85	16	145	656	8.7	
93-94	Golden State	82	2332	356	724	.492	178	253	.704	41	135	176	433	160	0	113	8	172	890	10.9	
94-95	San Antonio	82	3011	448	853	.519	202	295	.658	49	159	208	670	154	0	114	13	207	1101	13.4	
Totals		472	10433	1432	2929	.489	687	974	.705	177	577	754	2395	685	1	467	54	774	3561	7.5	

Three-point field goals: 1988-89, 1-for-9 (.111), 1989-90, 1-for-4 (.250), 1990-91, 1-for-9 (.111), 1991-92, 4-for-15 (.267), 1992-93 0-for-8, 1993-94, 0-for-12, 1994-95, 3-for-22 (.136). Totals, 10-for-79 (.127)

PLAYOFFS

Season	Team	G	Min.	FGM	FGA	Pct.	FTM	FTA	Pct.	-REBOUNDS-										Pts.	Avg.
										Off.	Def.	Tot.	Asst.	PF	Dq.	Sh.	Bk.	TO			
88-89	Seattle	6	31	5	12	.417	1	2	.500	2	4	5	1	0	4	0	0	11	1.8		
90-91	San Antonio	3	19	0	5	.000	2	2	1.000	0	0	0	4	3	0	1	0	0	2	0.7	
92-93	San Antonio	10	314	36	70	.514	10	14	.714	8	23	31	81	27	0	10	1	23	82	8.2	
93-94	Golden State	3	41	9	17	.529	0	0	—	0	3	3	10	2	0	4	1	3	18	6.0	
94-95	San Antonio	15	575	91	176	.517	36	58	.621	9	23	32	125	29	0	20	6	30	218	14.5	
Totals		37	980	141	280	.504	49	76	.645	19	51	70	225	62	0	39	8	56	331	8.9	

Three-point field goals: 1988-89, 0-for-4, 1990-91, 0-for-1, 1992-93 0-for-1, 1993-94, 0-for-1, 1994-95, 0-for-1 Totals, 0-for-8



BRAD LOHAUS 54

Height

6-11

Weight

230

Position

Foward/Center

Experience

Eight Years

Birthdate

9/29/64

Birthplace

New Ulm, MN

High School

Greenway
H.S. (Phoenix)

College

Iowa '87

Off-Season**Residence**

San Antonio



Career Highs

Regular Season Highs

Minutes	46 at Minnesota 4/16/92
Points	34 at Sacramento 3/27/93
Rebounds	16 vs. Washington 3/15/90
Assists	7 at Chicago 4/13/90
Steals	4 at Milwaukee 2/1/93
Blocks	5 at New Jersey 1/5/94

Playoff Highs

41 at Chicago 4/29/90
15 at Chicago 4/29/90
8 at Milwaukee 5/3/90
2 at Milwaukee 5/1/90
4 at Milwaukee 5/1/90
3 at Chicago 4/29/90



BRAD LOHAUS

Selected by Boston in the second round of the 1987 NBA Draft, 45th overall pick.

Signed by the Spurs as an unrestricted free agent on 9/29/95

1994-95: Appeared in 61 games with Miami, after signing with the Heat on 10/7...averaged 4.4 points and 1.7 rebounds in 12.0 minutes per contest... ranked third on the Heat in three-point field goals made, with 63, 3PT-FG attempted, with 155, and 3PT-FG percentage, with a .406 mark...scored a season-high 18 points - thanks to 6-of-7 three-pointers - in 18 minutes vs. the Clippers on 12/29...earned one start and finished with 12 points in 27 minutes at Philadelphia on 11/16...registered 21 DNP-CDs.

CAREER NOTES: Is the Bucks all-time career leader in both three-point field goals made (with 267) and three-pointers attempted (with 758)... ranks eighth on the Bucks all-time list in blocked shots with 340... ranked 11th in NBA in three-point field goal percentage in 1991-92 with a .396 mark (57-144)...in his first two seasons was 4-of-24 (.167) from three-point land in 147 games while in the last six seasons has hit 331-of-919 (.360) three-pointers in 442 games...in his NBA career has appeared in 586 regular season games, averaging 6.2 points, 3.0 rebounds and 1.1 assists in 16.4 minutes per contest.

CAREER TRANSACTIONS: Selected by Boston in the second round of the 1987 NBA Draft, with the 45th overall pick...Traded by the Celtics, along with Danny Ainge, to Sacramento in exchange for Joe Kleine and Ed Pinckney (2/23/89)...Selected by Minnesota in the 1989 NBA Expansion Draft (6/15/89)...Traded by

Timberwolves to Milwaukee in exchange for Randy Breuer and a conditional exchange of 1991 or 1992 second-round draft choices (1/4/90)... Signed as a free agent by Miami (10/7/94) ...Signed as a free agent by San Antonio (9/29/95).

1993-94: Averaged a career-low 4.0 points per game...also shot a career-low .363 from the field...appeared in 67 games with the Bucks...played in his 500th career NBA game on 2/26 vs. Washington...finished second on the team in blocks with 55, after leading the Bucks in blocks in each of the previous four seasons... scored a season-high 21 points vs. Minnesota on 11/16, connected on 6-of-11 three-pointers in the game.



1992-93: Signed by the Bucks as an unrestricted free agent on 10/24/92... appeared in 80 games, averaging 9.1 points, 3.5 rebounds and 1.6 assists in 22.1 minutes per contest... shot a career-high .461 from the field... connected on a career-best and a team-high 85 three-pointers, shooting .370 (85-230) from three-point land... scored a career-high 34 points at Sacramento on 3/30...earned 24 starts,

averaging 13.1 ppg and 5.0 rpg as a starter.

1991-92: Appeared in 70 games, earning eight starts...averaged 5.8 points and 3.6 rebounds in 15.4 minutes per contest...led the team in blocks with 71...was third on the team in three-pointers made with 57...in eight games as a starter averaged 16.0 points and 7.8 rebounds in 35.5 minutes...missed one game due to a virus and registered 11 DNP-CDs.

1990-91: In his first full season in Milwaukee, averaged 5.3 points and 2.7 rebounds in 81 games...earned three starts and averaged 13.7 ppg as a

BRAD LOHAUS

starter...had a team-high 74 blocked shots...scored a season-high 23 points vs. Houston on 2/6...ranked fourth on the team in three-pointers made with 33...underwent arthroscopic surgery to repair a torn meniscus in his left knee on 5/9/91.

1989-90: Started the season with Minnesota, after being selected by the Wolves in the expansion draft...appeared in 28 games - with 24 starts - in Minnesota before being traded to the Bucks on 1/4...for the season played in 80 games, averaging 9.2 points, 5.0 rebounds and 2.1 assists per contest - all of these marks are career-highs...in his 52 games with the Bucks, averaged 10.0 points and 5.5 rebounds in 26.0 minutes per contest...grabbed a career-high 16 rebounds vs. Washington on 3/15...in 17 games as a starter with the Bucks, averaged 14.4 ppg and 7.5 rpg.

1988-89: Split time between the Celtics and Kings...played in a total of 77 games, averaging 6.5 points and 3.3 rebounds in 15.8 minutes per contest...appeared in 48 games with the Celtics before being traded to the Kings on 2/23...played in 29 games with Sacramento, averaging 8.0 points and 3.9 rebounds in 16.4 min-

utes...scored a season-high 29 points on 3/30 vs. Phoenix...one of his Sacramento teammates was Vinny Del Negro.

1987-88: Appeared in 70 games, earning four starts as a rookie with the Celtics...averaged 4.2 points and 2.0 rebounds in 10.3 minutes per contest...scored in double-figures nine times...recorded a Celtics team-high 5 blocks in just 18 minutes vs. San Antonio on 2/10.

COLLEGE: Was named Iowa's Most Improved Player three times, following his freshman, sophomore and senior seasons...enjoyed his best season as a senior, during the 1986-87 campaign, when he averaged 11.3 points and 7.7 rebounds per contest while shooting .540 from the field...in his collegiate career appeared in 115 games, averaging 6.3 points and 4.6 rebounds per game...was red-shirted during the 1984-85 campaign.

PERSONAL: Received his degree in Sports Marketing from the University of Iowa in the summer of 1990...married to Anne, they had their first son, Wyatt, this summer...full name is Brad Allen Lohaus.

REGULAR SEASON

Season	Team	G	Min.	FGM	FGA	Pct.	FTM	FTA	Pct.	DR.	Def.	REBOUNDS-									
												Tot.	Ass.	PF	Dq.	Sh.	Blk.	TO	Pts.	Avg.	
87-88	Boston	70	718	122	246	.496	50	62	.806	46	92	138	49	123	1	20	41	59	297	4.2	
88-89	Boston-Sac.	77	1214	210	486	.432	81	103	.786	84	172	256	86	161	1	30	56	77	502	6.5	
89-90	Min.-Mil.	80	1943	305	663	.460	75	103	.728	98	300	398	168	211	3	58	88	109	732	9.2	
90-91	Milwaukee	81	1219	179	415	.431	37	54	.685	59	158	217	75	170	3	50	74	60	428	5.3	
91-92	Milwaukee	70	1081	162	360	.450	27	41	.659	65	184	249	74	144	5	49	71	46	408	5.8	
92-93	Milwaukee	80	1765	283	614	.461	73	101	.723	59	217	276	127	178	1	47	74	93	724	9.1	
93-94	Milwaukee	67	962	102	281	.363	20	29	.690	33	117	150	62	142	3	30	55	58	270	4.0	
94-95	Milwaukee	61	720	97	231	.420	10	15	.667	28	74	102	43	85	2	20	25	29	267	4.4	
Totals		586	9633	1460	3296	.443	373	508	.734	472	1314	1786	664	1214	19	295	484	531	3628	6.2	

Three-point field goals: 1987-88, 3-for-13 (.231), 1988-89, 1-for-11 (.091), 1989-90, 47-for-137 (.343), 1990-91, 33-for-119 (.277), 1991-92, 57-for-144 (.396), 1992-93, 85-for-230 (.370), 1993-94, 46-for-134 (.343), 1994-95, 63-for-155 (.406). Totals 335-for-943 (.355).

PLAYOFFS

Season	Team	G	Min.	FGM	FGA	Pct.	FTM	FTA	Pct.	DR.	Def.	REBOUNDS-									
												Tot.	Ass.	PF	Dq.	Sh.	Blk.	TO	Pts.	Avg.	
87-88	Boston	9	26	8	11	.727	0	0		1	3	4	0	0	0	1	1	1	16	1.8	
89-90	Milwaukee	4	147	16	40	.400	0	0		4	23	27	5	17	1	8	9	9	38	9.5	
90-91	Milwaukee	3	41	5	16	.313	1	2	.500	4	5	9	1	6	0	0	0	3	14	4.7	
Totals		16	214	29	67	.433	1	2	.500	9	31	40	6	27	1	8	10	13	68	4.3	

Three-point field goals: 1987-88, 0-for-2; 1989-90, 6-for-16 (.375); 1990-91, 3-for-8 (.375). Totals, 9-for-26 (.346).



**The most talked
about radio station
in San Antonio.**

K T F M 102.7
FM

"What are we gonna do next?"

WILL PERDUE 41

Height

7-0

Weight

250

Position

Center

Experience

Seven Years

Birthdate

8/29/65

Birthplace

Melbourne, FL

High School


Merrit Island H.S.
(Melbourne, FL)

College

Vanderbilt '88

Off-Season**Residence**

Lake Forest, IL



Career Highs

Regular Season Highs

Minutes	40 vs. Dallas 11/2/94
Points	19 vs. Dallas 11/12/94
Rebounds	15 vs. L.A. Clippers 12/27/94
Assists	5 at Orlando 1/12/93
Steals	3 at New York 3/2/95
Blocks	4 at Minnesota 3/5/92

Playoff Highs

26 at Orlando 5/10/95
16 at Chicago 4/24/92
10 at Chicago 4/24/92
3 at Chicago 5/21/95
1 at Orlando 5/16/95
4 at Chicago 4/24/92



WILL PERDUE

Selected by Chicago in the first round of the 1988 NBA Draft, 11th overall pick.

Obtained from Chicago, along with other considerations, on 10/2/95 in exchange for Dennis Rodman.

1994-95: Enjoyed his best NBA season...appeared in 78 games, averaging 8.0 points, 6.7 rebounds and 1.2 assists in 20.4 minutes per contest...shot .553 (254-459) from the field and .582 (113-194) from the line...set single season career highs in minutes, points, rebounds, assists, steals, FGM, FGA, FTM and FTA...led the team in rebounds 21 times...scored in double-figures 24 times and had double-figures in rebounds 16 times...scored a career-high 19 points on 11/12 at Dallas and grabbed a career-best 15 rebounds vs. the LA Clippers on 12/27...earned 78 starts, starting every game he played...missed four games with a broken nose after being elbowed by Tony Massenburg on 11/22 at the Clippers.

CAREER NOTES: His

.507 career field goal percentage ranks sixth on the Bulls all-time list...member of the Bulls NBA Championship teams in 1991, 1992 and 1993...in his NBA career has appeared in 451 regular season games, averaging 4.6 points and 4.1 rebounds in 13.9 minutes per contest.

1993-94: Averaged 2.7 points and 2.9 rebounds in 9.2 minutes per contest...played in just 43 games, earning six starts...broke the ring finger on his right hand two different times during the season - missed a total of 30 games due to the injury...also registered five DNP-CDs...scored a season-

high 11 points vs. the Sixers on 1/17.

1992-93: Appeared in 76 games, earning 16 starts...Bulls were 12-4 with Perdue in the starting lineup...averaged 4.7 points and 4.0 rebounds in 13.9 minutes...increased his scoring average for the fifth consecutive season...posted three double-doubles...scored in double-figures 11 times...led the team in rebounds six times...was second on the team in FG percentage with a career-best .557 mark...was the Bulls Player of the Month in March when he averaged 7.4 ppg and 6.0 rpg while shooting .627 (42-67) from the field in 14 games during the month...scored a season-high 17 points on 3/19 vs. Washington.



1991-92: Earned seven starts in 77 games...Bulls were 7-0 with Perdue as a starter...for the season averaged 4.5 points and 4.1 rebounds in 13.1 minutes per contest...recorded five DNP-CDs...posted three double-doubles...led the team in rebounds four times...scored a season-high 16 points at Minnesota on 3/5 and grabbed a season-best 14 rebounds vs. San Antonio

on 1/17...suffered a ruptured tendon in the middle finger of his right hand at Orlando on 3/14 but didn't miss any games due to the injury.

1990-91: Appeared in 74 games, averaging 4.1 points and 4.5 rebounds in 13.1 minutes per contest...recorded a single season career-high 57 blocks...earned three starts...led the team in rebounds nine times and recorded three double-doubles... grabbed a season-high 14 rebounds at Sacramento on 2/4

1989-90: Averaged 3.8 points and 2.8 rebounds in 11.5 minutes per con-



WILL PERDUE

test...appeared in 77 games, earning 11 starts (all for an injured Bill Cartwright)...Bulls were 9-2 with Perdue as a starter...scored a season-high 14 points vs. Indiana on 3/10...scored in double-figures seven times.

1988-89: Appeared in 30 games as rookie, averaged 2.2 points and 1.5 rebounds in just 6.3 minutes per contest...was the Bulls third string center behind Bill Cartwright and Dave Corzine.

COLLEGE: Played four seasons at Vanderbilt...during the 1987-88 season, as a senior, averaged 18.3 points and 10.1 rebounds and was named both the Southeastern Conference Player of the Year and a Third Team All-American...led the SEC in both rebounding and field goal percentage, with a .634 mark ...in addition, set a school record with 74 blocks...led Vanderbilt to a 20-11 mark - the school's first 20-win season - and their first NCAA tournament berth since 1974...as a junior was named the SEC's Most Improved

Player, averaging 17.4 points and 8.7 rebounds...was a reserve his first two seasons...was red-shirted during the 1984-85 season.

PERSONAL: Full name is William Edward Perdue III...married to Jennifer...has the largest feet in the NBA, wearing a size 21AAAAA...owns two saddle-bred horses, named Pepsi and Magic...lists Abraham Lincoln as the person in history he admires most ...says most memorable basketball moment was being a member of Bulls' three NBA Championship teams...his #32 was retired at Merritt Island High School.

REGULAR SEASON

Season Team	G	Min.	FGM	FGA	Pct.	FTM	FTA	Pct.	Off.	Def.	Tot.	Ast.	PF	Dq.	-REBOUNDS-				Pts.	Avg.
															Stl.	Blk.	TO			
88-89 Chicago	30	190	29	72	.403	8	14	.571	18	27	45	11	38	0	4	6	15	66	2.2	
89-90 Chicago	77	884	111	268	.414	72	104	.692	88	126	214	46	150	0	19	26	65	294	3.8	
90-91 Chicago	74	972	116	235	.494	75	112	.670	122	214	336	47	147	1	23	57	75	307	4.1	
91-92 Chicago	77	1007	152	278	.547	45	91	.495	108	204	312	80	1333	1	16	43	72	350	4.5	
92-93 Chicago	72	998	137	246	.557	67	111	.604	103	184	287	74	139	2	22	47	74	341	4.7	
93-94 Chicago	43	397	47	112	.420	23	32	.719	40	86	126	34	61	0	8	11	42	117	2.7	
94-95 Chicago	78	1592	254	459	.553	113	194	.582	211	311	522	90	220	3	26	56	116	621	8.0	
Totals:	451	6040	846	1670	.507	403	658	.612	690	1152	1842	382	886	7	118	246	459	2096	4.6	

Three-point field goals: 1989-90, 0-for-5 1990-91, 0-for-3 1991-92, 1-for-2 (500) 1992-93, 0-for-1 1994-95, 0-for-1 Totals, 1-for-13 (.077)

PLAYOFFS

Season Team	G	Min.	FGM	FGA	Pct.	FTM	FTA	Pct.	Off.	Def.	Tot.	Ast.	PF	Dq.	-REBOUNDS-				Pts.	Avg.
															Stl.	Blk.	TO			
88-89 Chicago	3	22	6	9	.667	2	3	.667	3	3	6	2	4	0	0	0	0	14	4.7	
89-90 Chicago	13	78	13	28	.464	13	18	.722	7	12	19	2	13	0	0	5	4	40	3.1	
90-91 Chicago	17	198	29	53	.547	12	22	.545	32	33	65	4	41	1	2	8	14	70	4.1	
91-92 Chicago	18	157	18	37	.486	9	20	.450	18	22	40	9	34	1	3	10	12	45	2.5	
92-93 Chicago	13	101	10	20	.500	5	10	.500	15	15	30	5	18	0	1	2	8	25	1.9	
94-95 Chicago	10	176	19	37	.514	12	21	.571	18	30	48	6	27	0	1	3	10	50	5.0	
Totals:	74	732	95	184	.516	53	94	.564	93	115	208	28	137	2	7	28	48	244	3.3	

Three-point field goals: 1988-89, 0-for-1 1989-90, 1-for-2 (500) 1991-92, 0-for-1 Totals, 1-for-4 (.250)





We don't rest 'til you do.SM

Experience La Quinta Inns once and you'll want to stay again and again. Travelers enjoy the peaceful splash of our lobby fountain; the warm welcome from our staff. They comment on our fresh, bright, comfortable accommodations with lots of room to relax and unwind.

And because we own and operate our inns, our guests are guaranteed the same high level of comfort, value and hospitality at every La Quinta Inn, every time.



Count on this and more at La Quinta Inns: Spacious, quiet rooms • Complimentary expanded "First Light™" breakfast with cereal, pastries, fresh fruits and juices • Free local calls • Swimming pools at every inn • Free satellite or cable TV with sports and movie channels • Non-smoking rooms available.

Travel with confidence and convenience with La Quinta Inns . . . 11 inns in San Antonio . . . 87 in Texas . . . Over 235 locations nationwide.

Reservations/Information 1-800-531-5900

CHUCK PERSON 45

Height

6-8

Weight

235

Position

Forward

Experience

Nine Years

Birthdate

6/27/64

Birthplace

Brantley, AL

High School

Brantley H.S.
(Brantley, AL.)


College

Auburn '86

Off-Season

Residence

Brantley, AL



Career Highs

Regular Season Highs

Minutes	53 vs. Minnesota 12/12/89
Points	47 at New York 1/31/89
Rebounds	18 vs. New York 3/27/87
Assists	11 vs. Houston 11/29/91
Steals	6 vs. Chicago 1/19/87
Blocks	3 at Washington 1/25/91

Playoff Highs

45 at Detroit 4/28/90
40 vs. Atlanta 5/1/87
17 vs. Atlanta 4/29/87
7 two times: latest at Boston 4/26/91
3 at Atlanta 4/24/87
1 two times



CHUCK PERSON

Selected by Indiana in the first round of the 1986 Draft, 4th overall pick.

Signed as an unrestricted free agent on 7/25/94.

1994-95: Appeared in 81 games, averaging 10.8 points, 3.2 rebounds and 1.3 assists in 25.1 minutes per contest...shot .423 (317-750) from the field and .647 (66-102) from the line...shot a career-best .387 (172-445) from three-point land...set Spurs single season franchise records for the most three-pointers made, with 172, and the most three-pointers attempted, with 445...his 172 treys broke his personal single season high which was 132 during the 1991-92 season...has hit at least 100 three-pointers in four straight seasons...hit his 800th career three-pointer vs. Golden State on 2/26...one of six players in NBA history to hit 800 threes (along with Michael Adams, Danny Ainge, Dale Ellis, Reggie Miller and Mark Price)...has 856 treys in his career, which ranks fifth on the NBA's all-time list...attempted more three-point field goals than two-point field goals during the season, launching 445 threes vs. 305 twos...was one of the top-scoring bench players in the NBA, only subs with better scoring averages were Dell Curry (13.6 ppg) and Roy Tarpley (12.6 ppg)...started one game and responded with a season-high 27 points in a season-high 39 minutes at Washington on 12/30...in that game set Spurs franchise records for the most three-pointers made in a game, with 8, and attempted in a game, with 13...scored in double-figures 43 times with 20 or more nine times...had a season-high 11 rebounds vs. Seattle on 3/20 and a season-best 5 assists at Golden State on 4/8.



CAREER NOTES: Was the NBA Rookie of the Year in 1987...ranks second on the Pacers all-time scoring list, behind Reggie Miller, and second on the Pacers all-time assists list, behind Vern Fleming...is the Timberwolves all-time leader in three-pointers made, with 218, and three-pointers attempted, with 604...ranks second on the Spurs all-time list in three-pointers made with 172, despite playing just one season in San Antonio...has hit 100 three-pointers each of the last four seasons...has hit 856 threes in his career, which ranks 5th on the NBA's all-time list...is 6th all-time in three-point attempts with 2,379...has twice hit 6-of-6 three-point field goals (2/11/87 and 2/10/93)...ranks 25th among active players in total points, with

12,171 in his career...was named the NBA Player of the Week for the period ending 3/6/89...has two career triple-doubles...has logged over 2,000 minutes in each of his nine NBA seasons...in his NBA career has appeared in 715 regular season games, averaging 17.0 points, 5.5 rebounds and 3.3 assists in 33.6 minutes per contest.

CAREER TRANSACTIONS:

Selected by the Pacers in the first round (fourth overall pick) of the 1986 NBA Draft...Traded by Pacers, along with Micheal Williams, to Timberwolves in exchange for Pooh Richardson and Sam Mitchell (9/8/92)...Signed as a free agent with the Spurs (7/25/94).

1993-94: Averaged 11.6 points, 3.3 rebounds and 2.4 assists in 26.4 minutes per contest...appeared in 77 games, with 37 starts...shot .422 (356-843) from the field and .759 (82-108) from the line...led the Wolves in three-pointers made, with 100, and three-point percentage, with a .368 (100-272) mark...won two games for

CHUCK PERSON

the Wolves in the final seconds...first time in his career he didn't score over 1,000 points and first time he didn't grab over 300 rebounds...missed five games due to injury, three with an infected left foot and two with a bruised back...had a season-high 28 points vs. Sacramento on 3/9.

1992-93: Averaged 16.8 points, 5.6 rebounds and 4.4 assists in 38.3 minutes per contest...appeared in 78 games, with 75 starts...set a Timberwolves record for the most three-pointers made in a single season, with 118...battled injuries much of the season, including a persistent inner-ear infection that caused him to miss four games in March...scored his 10,000th career point vs. Cleveland on 3/4...led the team in scoring 22 times, in rebounding 19 times and in assists 11 times...his assists average of 4.4 per game was fourth among all forwards...had a season-high 37 points vs. Houston on 3/28, the fifth highest scoring game ever recorded in club history.

1991-92: Became the Pacers all-time leading scorer, finishing the season with 9,096 total points and the first Pacer ever to hit the 9,000 point mark (he now ranks second to Reggie Miller)...appeared in 81 games, with 81 starts...was second on the team in both scoring, with 18.5 ppg, and assists, with 4.7 apg...ranked second among all forwards in assists average, behind only Scottie Pippen of the Bulls...shot .373 (132-354) from three-point land, connecting on a team-high 132 threes...led the Pacers in scoring 19 times, assists 11 times and rebounds 7 times...had a season-high 41 points vs. Sacramento on 2/19...handed out a career-high 11 assists vs. Houston on 11/29.

1990-91: Shot a career-high .504 (620-1,231) from the field...averaged 18.4 points, 5.2 rebounds and 3.0 assists in 32.1 minutes per contest...appeared in

80 games, with 79 starts...scored in double-figures 70 times, with 20 or more 38 times and over 30 five times...had a season-high 35 points at Utah on 12/15...led the team in scoring in the playoffs, averaging 26.0 ppg in their five-game series with Boston...in game two of the series hit 7-of-10 three-pointers, setting an NBA record for the most threes made in a playoff game...led the Pacers in scoring in three of the five games, scoring 30 or more three times.

1989-90: Averaged 19.7 points, 5.8 rebounds and 3.0 assists in 77 games...earned 73 starts...led the team in scoring 23 times and in rebounds 10 times...had 20 or more 34 times and 30 or more 10 times...missed four games in December with a scratched cornea...had a career-best 20 blocks for the season...had a season-high 42 points at the Clippers on 12/19.

1988-89: Averaged a career-best 21.6 points per game...was the Pacers leading scorer for the third straight season...also grabbed 6.5 rebounds and handed out 3.6 assists in 80 games...was named the NBA Player of the Week for the period ending 3/6/89...played a career-high 3,012 minutes...scored a career-high 47 points at New York on 1/31 and had 45 at Seattle on 2/28/89...recorded the second triple-double of his career on 1/19 vs. Cleveland with 17 points, 10 rebounds and 10 assists.

1987-88: Led the Pacers in scoring, averaging 17.0 ppg, and was second on the team in assists, averaging 3.9 apg...played a team-high 2,807 minutes...led the team in scoring 30 times and scored in double-figures 62 times in 79 games.

1986-87: Named the 1987 NBA Rookie of the Year...led the Pacers in scoring, rebounding and minutes played...averaged 18.8 points, 8.3 rebounds and 3.6 assists per game...played in all 82



CHUCK PERSON

games...first Pacer rookie ever to record a triple-double, finishing with 34 points, 12 rebounds and 10 assists at New York on 12/20...set a Pacer rookie record for the most assists in a season with 295...scored a season-high 42 points at Phoenix on 2/11...named the NBA Rookie of the Month in both November and February...averaged 27.0 ppg in the Pacers four playoff games, including a club record 40 points vs. Atlanta on 5/1/87.

COLLEGE: Played four seasons at Auburn...appeared in a total of 126 games, averaging 18.3 points and 7.5 rebounds per contest...shot .536 (1,017-1,899) from the field and .757 (277-366) from the line...ended his career as the all-time leading scorer in Auburn history and the third all-time leader in Southeastern Conference history with 2,311 points...was named a second team All-American as both a junior and a senior...enjoyed his best season in 1984-85 as a junior when he averaged 22.0 points and 8.9 rebounds in 34 games...college teammates included Charles Barkley and Chris Morris...missed part of freshman season after undergoing operations for a hernia and an emergency appendectomy.

PERSONAL: Full name is Chuck Connors Person - named after the former Boston Celtic and the star of the television series The Rifleman...he and his wife Kimberly have a daughter, Tiffany...brother Wesley plays for the Phoenix Suns...during the summer they play on and sponsor a softball team - Chuck plays third base and Wesley plays short...owns several businesses in his hometown of Brantley, Alabama, including a gas station - Discount 331 - a restaurant - Person-to-Person - and a nightclub - Tiffany's (named after his daughter)...he and Wesley co-own a sports complex, called Person-to-Person, which includes two softball fields and a baseball field...also owns a pair of sporting goods stores, named Playmaker Sporting Goods, and is involved in a few Blockbuster Video stores...has a weakness for Tootsie Roll Pops and Frosted Flakes...each season holds a Christmas party for underprivileged youth...doesn't watch much TV, but loves ESPN's SportsCenter, saying that Dan Patrick is "the man."

REGULAR SEASON

Season Team	G	Min.	FGM	FGA	Pct.	FTM	FTA	Pct.	-REBOUNDS-											Pts.	Avg.
									Off.	Def.	Tot.	Ast.	PF	Dq.	Sl.	Blk.	TO				
86-87 Indiana	82	2956	635	1358	.468	222	297	.747	168	509	677	295	310	4	90	16	211	1541	18.8		
87-88 Indiana	79	2807	575	1252	.459	132	197	.670	171	365	536	309	266	4	73	8	210	1341	17.0		
88-89 Indiana	80	3012	711	1453	.489	243	307	.792	144	372	516	289	280	12	83	18	308	1728	21.6		
89-90 Indiana	77	2714	605	1242	.487	211	270	.781	126	319	445	230	217	1	53	20	170	1515	19.7		
90-91 Indiana	80	2566	620	1231	.504	165	229	.721	121	296	417	238	221	1	56	17	184	1474	18.4		
91-92 Indiana	81	2923	618	1284	.480	133	197	.675	114	312	426	382	247	5	68	18	216	1497	18.5		
92-93 Minnesota	78	2985	541	1248	.433	109	168	.649	98	335	433	343	198	2	67	30	219	1309	16.8		
93-94 Minnesota	77	2029	356	843	.422	82	108	.759	55	198	253	186	164	0	45	12	124	894	11.6		
94-95 San Antonio	81	2033	317	750	.423	86	102	.847	49	209	258	106	198	0	45	12	102	872	10.8		
Totals	715	24025	4976	10661	.467	1363	1875	.727	1046	2915	3961	2377	2101	29	580	151	1741	12171	17.0		

Three-point field goals: 1986-87, 49-for-138 (.355), 1987-88, 59-for-177 (.333), 1988-89, 63-for-205 (.307), 1989-90, 94-for-253 (.372), 1990-91, 69-for-203 (.340), 1991-92, 132-for-354 (.373), 1992-93, 118-for-332 (.355), 1993-94, 100-for-272 (.368), 1994-95, 172-for-445 (.387) Totals, 856-for-2379 (.360)

PLAYOFFS

Season Team	G	Min.	FGM	FGA	Pct.	FTM	FTA	Pct.	-REBOUNDS-											Pts.	Avg.
									Off.	Def.	Tot.	Ast.	PF	Dq.	Sl.	Blk.	TO				
86-87 Indiana	4	159	38	74	.514	30	39	.769	6	27	33	20	14	0	5	2	15	108	27.0		
89-90 Indiana	3	123	17	45	.378	5	12	.417	6	14	20	12	11	0	1	0	4	-40	13.3		
90-91 Indiana	5	192	48	90	.533	17	21	.810	3	25	28	16	15	1	5	0	12	130	26.0		
91-92 Indiana	3	116	19	47	.404	8	12	.667	1	8	9	7	11	0	2	0	6	51	17.0		
94-95 San Antonio	15	258	27	77	.351	8	1	.351	2	25	27	8	22	0	4	7	6	75	5.0		
Totals	30	850	149	333	.447	68	95	.716	99	117	63	7	3	1	17	9	43	404	13.5		

Three-point field goals: 1986-87, 2-for-8 (.250), 1989-90, 1-for-10 (.100), 1990-91, 17-for-31 (.548), 1991-92, 5-for-15 (.333), 1994-95, 13-for-45 (.289) Totals, 38-for-109 (.349)



J.R. REID 7

Height

6-9

Weight

250

Position

Foward

Experience

Six Years

Birthdate

3/31/68

Birthplace

Virginia Beach,
VA

High School

Kempville H.S.
(Virginia Beach)

College

North Carolina '90

Off-Season**Residence**

San Antonio



Career Highs

Regular Season Highs

Minutes	46 at Sacramento 11/6/92
Points	29 at Minnesota 3/6/93
Rebounds	20 vs. Orlando 11/14/89
Assists	6 vs. Cleveland 3/27/92
Steals	5 vs. Indiana 1/6/90
Blocks	4 at New Jersey 12/10/90

Playoff Highs

33 vs. Portland 5/5/93
17 vs. Portland 5/5/93
12 vs. Portland 5/5/93
5 at Phoenix 5/18/93
3 at Phoenix 5/18/93
2 twice: Latest Phoenix 5/20/93



J.R. REID

Selected by Charlotte in the first round of the 1989 Draft, 5th overall selection.

Obtained from Charlotte on 12/9/92 in exchange for Sidney Green, the Spurs first round draft pick in 1993 and a second round draft pick in 1996.

1994-95: Averaged 7.0 points and 4.9 rebounds in 19.3 minutes per game...appeared in 81 games, earning a total of 37 starts...shot a career-best .508 (201-396) from the field and .687 (160-233) from the line...was the Spurs starting power forward for the first 37 games of the season...as a starter averaged 6.7 points and 5.5 rebounds in 22.4 minutes...hit the first three-point field goal of his career vs. Golden State on 2/26, in his 417th NBA game...had a season-high 16 points three times - vs. Portland on 11/23, at Dallas on 2/3 and vs. Philadelphia on 3/16...grabbed a season-best 13 rebounds twice - at Seattle on 11/30 and vs. the Lakers on 3/29...scored in double-figures 24 times with five double-doubles...had 10 or more rebounds seven times...led the Spurs in rebounds eight times.

CAREER NOTES: In his three seasons in Charlotte played in 213 games, averaging 11.1 points and 7.1 rebounds in 30.4 minutes a game...is among the Hornets all-time leaders in rebounds, blocks and steals...named to the NBA All-Rookie second team in 1990...a member of the 1988 U.S. Olympic team that won the bronze medal...one of his teammates on that squad was David Robinson...in his NBA career has appeared in 447 regular season games, averaging 9.7 points and 5.8 rebounds in 25.2 minutes per contest.

CAREER TRANSACTIONS: Selected by the Hornets in the first round (fifth overall pick) in the 1989 NBA Draft...Traded by the Hornets to the Spurs in exchange for Sidney Green, a 1993 first-round draft choice and a 1996 second-round draft choice (12/9/92).

1993-94: Averaged 9.0 points and 3.1 rebounds in 19.2 minutes per game in his

first full season in San Antonio...appeared in 70 games, with 11 starts...shot .491 (260-530) from the field and .699 (107-153) from the line...saw action at small forward, big forward and center - the first time in his career that he played small forward...missed the first two games of the season with a sprained left ankle...registered a total of 10 DNP-CDS...scored in double-figures 33 times, with a season-high 24 point vs. Houston on 3/8...led the Spurs in scoring three times...had a string of nine straight games in double-figures in January...grabbed a season-high 9 rebounds vs. the Clippers on 3/4.

1992-93: Appeared in a total of 83 games, averaging 9.4 points and 5.5 rebounds in 22.7 minutes per contest... shot .476 (283-595) from the field and a career best .764 (214-280) from the line...first time in his

career he didn't average double-figures in scoring...in 66 games with the Spurs averaged 9.9 points and 5.8 rebounds in 24.1 minutes...earned 24 starts with the Spurs...his 5.8 rpg was the second highest mark on the team behind David Robinson...led the team in rebounding eight times and in scoring six times...had double-figures in rebounds 11 times, with a season high 15 on 12/12 at Dallas, in his second game with the Spurs...scored a career high 29 points on 3/6 at Minnesota...made his first

playoff appearance...played in 10 games, averaging 8.5 points and 5.0 rebounds per contest.

1991-92: Appeared in just 51 games due to a stress fracture in his lower back...the injury caused him to miss 31 games in the first half of the season...went on the injured list on 11/27 and missed the next 26 games...during his absence Larry Johnson was inserted into the starting lineup...for the year averaged 11.0 points and 6.2 rebounds in 24.6 minutes per game...shot .490 from the field...led the team in scoring once and in rebounding eight times...had a career high six assists on 3/27 vs. Cleveland.

1990-91: Moved from center to power forward after the Hornets acquired Mike Gminski in January...for the season



J.R. REID

appeared in 80 games, averaging a career high 11.3 points and 6.3 rebounds per contest...started 30 games at center and 50 at forward...led the team in scoring nine times and in rebounding 24 times...scored in double-figures 45 times and had eight double-doubles...scored a season high 26 points twice, on 11/2 vs. New Jersey and on 3/28 at Washington.

1989-90: Named to the All-Rookie second team...was the only Hornet to appear in all 82 games, starting every game at center...averaged 11.1 points and a career best 8.4 rebounds in 33.6 minutes per contest...only rookie to play more minutes was David Robinson...led the team in scoring four times and in rebounding 37 times...his 691 rebounds and 54 blocks were both team highs...on 11/14 vs. Orlando had a season high 25 points and a career high 20 rebounds...the first-ever 20-20 game by a Hornet.

COLLEGE: Played three seasons at the University of North Carolina, entering the draft after his junior season...had an outstanding college career...appeared in 96 games with the Tar Heels, posting career averages of 16.2 points and 7.6 rebounds while shooting .601 (584-972) from the field...named the MVP of the ACC Tournament as a junior...as a sophomore he was a consensus All-American, averaging 18.0 points and 8.9 rebounds in 33 games...named the ACC Rookie of the Year as a freshman.

PERSONAL: Full name is Herman Reid, Jr...wife is Pansy...they have a daughter, Kaylah, born 7/30/93, and a son Jaylan Richard, born 7/11/94...received his degree in communications from North Carolina in the summer of 1992...wears a Nike size 16...father, Herman, played two seasons with the Baltimore Colts...favorite movie is Scarface...favorite TV show is Martin...has made several trips to the Bahamas...listens to rap and reggae...favorite meal is chicken and broccoli linguini...a car buff...each summer, since his senior year in high school, has run the J.R. Reid Basketball Camp in Virginia Beach...gives time and money to several charities...still runs the J.R. Reid Outreach in Charlotte, which is a program that works with children with reading disabilities...also involved with Big Brothers/Big Sisters...plans on holding his own celebrity basketball game next summer in Virginia Beach...doesn't have any superstitions, but always licks his fingers before he shoots...says a perfect day is "any day I can spend quality time with my family."

REGULAR SEASON

Season	Team	G	Min.	FGM	FGA	Pct.	FTM	FTA	Pct.	-REBOUNDS-		Tot.	Ast.	PF	Dq.	Stl.	Blk.	TO	Pts.	Avg.
										Off.	Def.									
89-90	Charlotte	82	2757	358	814	.440	192	289	.664	199	492	691	101	292	7	92	54	172	908	11.1
90-91	Charlotte	80	2467	380	773	.466	182	252	.703	154	348	502	89	286	6	87	47	193	902	11.3
91-92	Charlotte	51	1257	213	435	.490	134	190	.705	96	221	317	81	159	0	49	23	84	560	11.0
92-93	Char.-S.A.	83	1887	283	595	.476	214	280	.764	120	336	456	80	266	3	47	31	125	790	9.4
93-94	San Antonio	70	1344	260	530	.491	107	151	.699	91	129	220	73	165	0	43	25	84	627	9.0
94-95	San Antonio	81	1566	201	396	.508	160	233	.687	120	273	393	85	230	2	60	32	113	563	7.0
Totals:		447	11278	1675	3543	.473	989	1404	.704	780	1799	2579	479	1399	18	378	212	731	4340	9.7

Three-point field goals: 1989-90, 0-for-5. 1990-91, 0-for-2. 1991-92, 0-for-3. 1992-93, 0-for-5. 1993-94, 0-for-3. 1994-95, 1-for-2 (.500). Total 1-for-20 (.050)

PLAYOFFS

Season	Team	G	Min.	FGM	FGA	Pct.	FTM	FTA	Pct.	-REBOUNDS-		Tot.	Ast.	PF	Dq.	Stl.	Blk.	TO	Pts.	Avg.
										Off.	Def.									
92-93	San Antonio	10	220	29	60	.483	27	35	.771	16	34	50	15	31	0	8	8	13	85	8.5
93-94	San Antonio	4	56	0	21	.286	3	5	.600	3	9	12	3	10	0	1	2	1	15	3.8
94-95	San Antonio	15	209	29	59	.492	33	39	.846	14	28	42	9	36	0	7	4	15	91	6.1
Totals:		29	485	64	140	.457	63	79	.797	33	71	104	27	77	0	16	14	29	191	6.6

Three-point field goals: 1992-93, 0-for-2.





GO SPURS!

En español solamente en...



DOC RIVERS 25

Height

6-4

Weight

210

Position

Guard

Experience

Twelve Years

Birthdate

10/13/61

Birthplace

Chicago, IL

High School

Proviso East
H.S. (Chicago)

College

Marquette '84

Off-Season**Residence**

Stamford, CT



Career Highs

Regular Season Highs

Minutes	43 at Cleveland 3/28/85
Points	37 at Seattle 2/4/88
Rebounds	14 at Chicago 12/29/87
Assists	21 vs. Philadelphia 3/4/86
Steals	9 vs. Phoenix 11/6/91
Blocks	3 twelve times

Playoff Highs

42 three times
34 vs. Detroit 5/2/91
13 at Detroit 4/25/86
22 vs. Boston 5/16/88
6 at Milwaukee 4/19/84
2 twice: latest at Detroit 5/8/87



DOC RIVERS

Selected by Atlanta in the second round of the 1983 NBA Draft, with the 31st overall pick.

Signed by the Spurs as a free agent on 12/26/94.

1994-95: Started the season with the Knicks...appeared in three games with New York before being placed on waivers 12/15...began the season on the injured list, recovering from a torn anterior cruciate ligament and torn medial meniscus of his left knee...suffered the injury on 12/16/93...was activated by the Knicks on 11/29 and averaged 6.3 points, 2.7 assists and 3.0 rebounds in 15.7 minutes in three games being waived...signed by the Spurs on 12/26...appeared in 60 games with San Antonio, averaging 5.0 points, 2.6 assists, 1.7 rebounds and 1.02 steals in 15.7 minutes per contest...shot .360 (104-289) from the field, .344 (42-122) from three-point land and .732 (52-71) from the line...saw time at both point guard and two guard for the Spurs...scored in double-figures seven times, with a season-high 17 points at Golden State on 1/3...had a season-high 7 assists twice - at Boston on 1/17 and vs. Cleveland on 2/28...led the Spurs in assists four times and in steals 13 times...recorded a season-high 5 steals vs. Denver on 4/18.

CAREER NOTES: Was a member of the 1988 Eastern Conference All-Star Team - had 9 points and 6 assists in 16 minutes of action...named to the NBA All-Rookie Second Team in 1983-84...ranks ninth among active players in career assists, with 4,766, and sixth among active players in career steals, with 1,490...shares the NBA playoff record for the most assists in a half, handing out 15 in a half vs. Boston on 5/16/88...ranks eighth among active players in career playoff assists, with 479...named to the NBA All-Interview Team in 1993, 1994 and

1995...is the Hawks all-time leader in assists, with 3,866, and ranks second on their all-time list in steals, with 1,166...has ranked among the top-ten in the NBA in assists three times (9th in '85-86, 4th in '86-87 and 5th in '87-88) and has been among top-ten in the league in assists three times (5th in '84-85, 9th in '86-87 and 7th in '88-89)...in his NBA career has appeared in 786 regular season games, averaging 11.5 points, 6.1 assists, 3.2 rebounds and 1.90 steals in 28.4 minutes per contest.

CAREER TRANSACTIONS: Selected by Atlanta in the second round (31st overall pick) of the 1983 NBA Draft...Traded by Hawks to L.A. Clippers in exchange for a 1991 first-round draft pick and 1993 and 1994 second-round draft picks (6/26/91)...Traded by Clippers to New York in a three-way deal: Knicks received Rivers (from Clippers), Charles Smith (from Clippers) and Bo Kimble (from Clippers), Clippers received Mark Jackson (from Knicks), Stanley Roberts (from Magic) and a 1995 second-round draft pick (from Knicks) and the Magic received a 1993 first-round draft pick (from Knicks) and a 1994 first-round pick (from Clippers) (9/22/92)...Waived by Knicks (12/15/94)...Signed as a free agent with the Spurs (12/26/94)...Signed as a free agent with the Spurs (9/29/95).



1993-94: Appeared in just 19 games...tore the anterior cruciate ligament in his left knee on 12/16 vs. the Lakers...underwent surgery on 12/21 and missed the remainder of the season...averaged 7.5 points and 5.3 assists and started all 19 games he played...led the Knicks in assists 10 times, with a season-high 11 assists at Cleveland on 11/7...scored a season-high 15 points vs. Houston on 12/2.

1992-93: Brought leadership and stability to the Knicks backcourt, after being



DOC RIVERS

obtained from the Clippers on 9/22... appeared in 77 games - with 45 starts - averaging 7.8 points and 5.3 assists per contest...started the first 25 games of the season, then lost his starting job after suffering a partial dislocation of his right shoulder...the injury caused him to miss three games...was suspended for two games on 3/23 and fined \$10,000 after an altercation with Kevin Johnson of the Suns...recorded a Knicks season-high 7 steals on 1/12 vs. Sacramento...ranked 25th in the NBA in steals, averaging 1.60 per game...had a season-high 15 assists two times - on 3/18 at Cleveland and on 3/28 at Golden State...scored a season-high 24 points at San Antonio on 4/4...appeared in his 700th NBA game vs. the Pistons on 4/17...underwent post-season surgery to repair the ulnar collateral ligament (thumb) on his right hand on 6/18.

1991-92: Averaged 10.9 points and 3.9 assists in 28.1 minutes per game in his first, and only, season with the Clippers...appeared in 59 games and the Clippers were 35-24 in those games...missed 21 games due to assorted injuries, including a strained left hamstring (10 games), a severely strained left ankle (7), strained ligaments in his left thumb (2) and a strained lower back (2)...earned 25 starts...recorded a career-high 9 steals vs. Phoenix on 11/6.

1990-91: Posted the highest scoring average of his career, averaging 15.2 points per game...started all 79 games he played...scored 20 or more points 17 times...for the season averaged 15.2 points, 4.3 assists and 3.2 rebounds...was 16th in the NBA in steals averaging 1.87 steals per game...hit a career-high 88 three-pointers, connecting on 88 of 262 treys.

1989-90: Appeared in just 48 games due to back problems during the season...was on the injured list from 1/26 to 3/15 after undergoing surgery for a herniated disc in his lower back...averaged 12.5 points, 5.5 assists, 4.2 rebounds and 2.42 steals per game.

1988-89: Averaged 13.6 points, 6.9 assists and 3.8 rebounds in 76 games for the Hawks...recorded a single season career-best (and at the time Hawks franchise record) 181 steals...averaged 2.38 steals per game which

ranked seventh in the NBA...shot a career-best .861 (247-287) from the line...missed six games due to a sprained left ankle...was also slowed down in the pre-season due to an intestinal virus that he acquired during a summer trip to the Soviet Union.

1987-88: Enjoyed one of the best seasons of his 12-year NBA career...averaged 14.2 points, 9.3 assists and 4.6 rebounds in 80 games...was a member of the Eastern Conference All-Star Team - had 9 points and 6 assists in 16 minutes of action in his only All-Star appearance...recorded three triple-doubles...ranked fifth in the NBA in assists, averaging 9.3 per game...scored a career-high 37 points vs. Seattle on 2/4/88...missed two games in November with a sprained left ankle...put his name in the NBA record-books in the post-season, tying an NBA Playoff record for the most assists in a half, handing out 15 vs. Boston on 5/16...finished the game with a playoff career-high of 22.

1986-87: Appeared in all 82 games for the only time in his NBA career...finished the season ranked fourth in the NBA in assists, averaging 10.0 apg, and was ninth in the league in steals, with 2.09 spg...logged a career-high 2,590 minutes on the season...for the year averaged 12.8 points, 10.0 assists and 3.6 rebounds per game...started all 82 games.

1985-86: Finished ninth in the NBA in assists, averaging 8.4 per game...appeared in just 53 games due to various injuries...averaged 11.5 points, 8.4 assists and 2.26 steals per contest...handed out a career-high 21 assists vs. the Sixers on 3/4...posted 21 double-doubles...was on the injured list from 10/25 to 12/4 with a broken wrist...also missed games with an Achilles strain, a back strain and a sprained toe.

1984-85: Averaged 14.1 points, 5.9 assists and 2.36 steals in 69 games...shot a career-best .476 (334-701) from the field...ranked fifth in the NBA in steals with 2.36 spg...missed 13 games in February with a sprained ankle.



DOC RIVERS

1983-84: Named to the NBA All-Rookie Second Team...averaged 9.3 points and 3.9 assists in 81 games for the Hawks ...earned 47 starts...scored a season-high 21 points vs. Houston on 11/26/83.

COLLEGE: Played three seasons at Marquette University, entering the NBA Draft following his junior year...as a junior was an honorable mention All-American, averaging 13.2 points and 4.3 assists in 29 games...enjoyed his best collegiate season as a sophomore, during the 1981-82 campaign, when he averaged 14.3 points and 5.9 assists...in his college career appeared in 89 games, averaging 13.9 points, 4.6 assists and 3.3 steals per contest.

PERSONAL: Full name is Glenn Anton Rivers...he and his wife Kris have four children: Jeremiah, Callie, Austin James and Anthony...dubbed "Doc" by former Marquette coach Rick Majerus when he wore a "Dr. J." t-shirt to summer basket-

ball camp...earned a pre-law degree from Marquette in 1985...comes from an athletic family - former NBA star Jim Brewer is his uncle and his cousins include Byron Irvin and former major leaguer Ken Singleton...has been a leader off the court throughout his career...was honored with the 1990 J. Walter Kennedy Basketball Citizenship Award by the Pro Basketball Writers Association.

REGULAR SEASON

Season	Team	G	Min.	FGM	FGA	Pct.	FTM	FTA	Pct.	-REBOUNDS-		Tot.	Ast.	PF	Dq.	Sl.	Blk.	TO	Pts.	Avg.
										Off.	Def.									
83-84	Atlanta	81	1938	250	541	462	255	325	.785	72	148	220	314	286	8	127	30	174	757	9.3
84-85	Atlanta	69	2126	334	701	476	291	378	.770	66	148	214	410	250	7	163	53	176	974	14.1
85-86	Atlanta	53	1571	220	464	474	172	283	.608	49	113	162	443	185	2	120	13	141	612	11.5
86-87	Atlanta	82	2590	342	758	451	365	441	.828	83	216	299	823	287	5	171	30	217	1053	12.8
87-88	Atlanta	80	2502	403	890	453	319	421	.758	83	283	366	747	272	3	140	41	210	1134	14.2
88-89	Atlanta	76	2462	371	816	455	247	287	.861	89	197	286	525	263	6	181	40	158	1032	13.6
89-90	Atlanta	48	1526	218	480	454	138	170	.812	47	153	200	264	151	2	116	22	98	598	12.5
90-91	Atlanta	79	2586	444	1020	435	221	262	.844	47	206	253	340	216	2	148	47	125	1197	15.2
91-92	L.A. Clippers	59	1657	226	533	424	163	196	.832	23	124	147	233	166	2	111	19	92	641	10.9
92-93	New York	77	1886	216	494	437	133	162	.821	26	166	192	405	215	2	123	9	114	604	7.8
93-94	New York	19	499	55	127	433	14	22	.636	4	35	39	100	44	0	25	5	29	143	7.5
94-95	N.Y.-S.A.	63	989	108	302	358	60	82	.732	15	94	109	162	150	2	65	21	60	321	5.1
Totals		786	22332	3187	7126	447	2378	3029	.785	604	1883	2487	4766	2485	41	1490	330	1594	9066	11.5

Three-point field goals: 1983-84, 2-for-12 (.167). 1984-85, 15-for-36 (.417). 1985-86, 0-for-16. 1986-87, 4-for-21 (.190). 1987-88, 9-for-33 (.273). 1988-89, 43-for-124 (.347). 1989-90, 24-for-66 (.364). 1990-91, 88-for-262 (.336). 1991-92, 26-for-92 (.283). 1992-93, 39-for-123 (.317). 1993-94, 19-for-52 (.365). 1994-95, 45-for-127 (.354). Totals 314-for-964 (.326)

PLAYOFFS

Season	Team	G	Min.	FGM	FGA	Pct.	FTM	FTA	Pct.	-REBOUNDS-		Tot.	Ast.	PF	Dq.	Sl.	Blk.	TO	Pts.	Avg.
										Off.	Def.									
83-84	Atlanta	5	130	16	32	500	36	41	.878	7	3	10	16	16	0	12	4	9	68	13.6
85-86	Atlanta	9	262	40	92	435	31	42	.738	10	32	42	78	38	2	18	0	26	114	12.7
86-87	Atlanta	8	245	18	47	383	26	52	.500	6	21	27	90	32	0	9	3	25	62	7.8
87-88	Atlanta	12	409	71	139	511	39	43	.907	8	51	59	115	40	1	25	2	25	188	15.7
88-89	Atlanta	5	191	22	57	386	17	24	.708	4	20	24	34	22	2	7	2	12	67	13.4
90-91	Atlanta	5	173	30	64	469	17	19	.895	6	14	20	15	14	0	5	2	4	78	15.6
91-92	L.A. Clippers	5	187	25	56	446	22	27	.815	4	15	19	21	16	0	6	0	3	76	15.2
92-93	New York	15	458	48	106	453	46	60	.767	6	33	39	86	44	0	29	1	30	153	10.2
94-95	San Antonio	15	318	37	95	389	26	31	.839	3	26	29	24	40	0	14	9	18	117	7.8
Totals		79	2373	307	688	446	260	339	.767	54	215	269	479	262	5	125	23	152	923	11.7

Three-point field goals: 1983-84, 0-for-3. 1985-86, 3-for-6 (.500). 1987-88, 7-for-22 (.318). 1988-89, 6-for-19 (.316). 1990-91, 1-for-11 (.091). 1991-92, 4-for-6 (.500). 1992-93, 11-for-31 (.355). 1994-95, 17-for-46 (.370). Totals, 49-for-146 (.336)



DAVID ROBINSON 50

Height

7-1

Weight

250

Position

Center

Experience

Six Years

Birthdate

8/6/65

Birthplace

Key West, FL

High School

Osborn Park
H.S. (Manassas, VA)

College

Navy '87

Off-Season**Residence**

San Antonio



Career Highs

Regular Season Highs

Minutes	53 at Chicago 3/5/93
Points	71 at the Clippers 4/24/94
Rebounds	24 two times: latest vs. Golden St. 2/27/92
Assists	11 vs. Utah 3/14/91
Steals	6 two times: Latest vs. Minnesota 12/8/91
Blocks	12 vs. Minnesota 2/23/90

Playoffs Highs

50 vs. Portland 5/7/93
36 vs. Phoenix 5/16/93
17 vs. Portland 5/7/93
11 vs. Portland 5/7/93
4 at Golden St. 5/1/91
8 two times: Latest vs. Golden St. 4/25/91



DAVID ROBINSON

Selected by San Antonio with the first overall pick of the 1987 Draft.

1994-95: Named the NBA's MVP, the first player in Spurs history to receive the honor...averaged 27.6 points, 10.8 rebounds, 3.23 blocks and 1.65 steals in 38.0 minutes...shot .530 (788-1487) from the field and a career-best .774 (656-847) from the line...was among league leaders in five categories - was third in scoring, fourth in blocks, seventh in rebounding, 15th in steals and 15th in field goal percentage...led the league in free throws made - with 656 - for the second straight season...in addition to the MVP Award, won the 1995 IBM Award, was named to the First All-NBA Team and the First All-Defensive Team and played in his sixth straight All Star Game...named the NBA Player of the Month in March after averaging 28.2 ppg, 10.9 rpg and 4.19 bpg during the month...named the NBA Player of the Week for the period ending 4/3...scored in double-figures in all 81 games with 20 or more points 68 times, 30 or more 36 times and 40 or more on six occasions...led the team in scoring 64 times, in rebounds 35 times, in blocks 73 times and in steals 32 times...recorded 52 double-doubles...did not dress on 1/12 vs. Miami due to a strained lower back...had a season-high 43 points vs. Dallas on 1/15...grabbed a season-best 20 rebounds at Denver on 11/15...other season-highs were 52 minutes at Denver on 4/16, 9 assists at Miami on 1/20, 5 steals at Houston on 1/13 and 7 blocks on five occasions.

CAREER NOTES: His career blocked shot average of 3.65 per game is the highest in NBA history (in a minimum of 400 games)...career scoring average of 25.7 ppg ranks ninth on the all-time list (and third among active players)...the Spurs all-time leader in rebounds, with 5,563 and blocked shots, with 1,735... is second in points with 12,209 and is among the top-five in FGM, FGA, FG percentage, FTM, FTA, games, steals and turnovers...has shot over 50 percent in all six of his NBA seasons, with a career mark of 52.7 percent (4,340-8,233)...has scored in double-figures in 469 of his 475 NBA games and has scored in double-figures in 100 straight games...has scored 30 or more points 144

times in his career and in those games the Spurs are 106-38...has 14 career triple-doubles...has an impressive list of awards in his six NBA seasons...named the league's MVP in 1995...NBA Defensive Player of the Year in 1992...NBA Rookie of the Year in 1990...has won the IBM Award four times: 1990, 1991, 1994 and 1995...won the NBA Rebounding Title in 1991, the NBA Blocked Shots Title in 1992 and the NBA Scoring Title in 1994...a six-time NBA All-Star...named to one of All-NBA Teams in each of his six seasons - on the All-NBA first team in 1991, 1992 and 1995, the All-NBA second team in 1994, and the All-NBA third team in 1990 and 1993...named to the NBA All-Defensive first team in 1991, 1992 and 1995 and the NBA All-Defensive second team in 1990, 1993 and 1994...has been named the NBA Player of the Week 12 times in his career and NBA Player of the Month three times...named to the 1996 U.S. Olympic



Team...will be the first male basketball player to appear in three different Olympic Games...was a member of the 1992 U.S. Olympic Team that won the gold medal in Barcelona and played on the 1988 U.S. Olympic Team that won the bronze...also played on the 1987 Pan American Team and the 1986 USA World Championship Team...in his NBA career has appeared in 475 regular season games, averaging 25.7 points, 11.7 rebounds, 3.1 assists, 3.65 blocks and 1.73 steals in 38.3 minutes per contest.

1993-94: Led the NBA in scoring, averaging 29.8 ppg...clinched the scoring title with a career-high 71-point effort at the LA Clippers on 4/24, the final day of the season...was the runner-up for the league's MVP Award...averaged 29.8 points, 10.7 rebounds, 4.8 assists, 3.31 blocks, 1.74 steals and shot .507 (840-1658) from the field in 40.5 minutes per contest...the third player in NBA history to be among the top 30 in six major categories: was 1st in scoring, 14th in rebounding, 3rd in blocks, 29th in assists, 19th in steals and 20th in field goal percentage...led the NBA in free throws made (693) and attempted (925)...assists average of 4.8 per game was the best among all frontcourt players...made his fifth consecutive All-Star appearance, as a reserve on the Western squad...was named the NBA Player of the Week a league-high five

DAVID ROBINSON

times (12/5, 2/7, 2/21, 3/6 and 4/25)...was the NBA Player of the Month in February...recorded five triple-doubles, including just the fourth quadruple-double in NBA history with 34 points, 10 rebounds, 10 assists and 10 blocks vs. Detroit on 2/17...first center to lead the league in scoring since Bob McAdoo did in the 1975-76 season...scored in double-figures 78 times...had 30 or more 41 times and scored 20 or more 71 times...broke his own Spurs record for the most minutes played in a season with 3,241.

1992-93: The only player on the roster to start all 82 games...voted the starting center for the Western Conference All-Star team for the third straight season...named to the All-NBA third team and to the NBA All-Defensive second team...the NBA Player of the Week two times (11/29 and 1/3)...led the team in scoring 44 times, in rebounding 63 times, in blocks 68 times and in steals 34 times...scored in double-figures in 81 of 82 games, with 20 or more 54 times...only game in single-digits was a 9-point outing at Cleveland on 3/23...scored 52 points vs. Charlotte on 1/16...season highs were 53 minutes on 3/5 at Chicago, 21 rebounds on 12/2 at Philadelphia, 10 assists on 3/26 vs. Utah, 10 blocks on 11/10 vs. Milwaukee and five steals on 11/10 vs. Milwaukee.

1991-92: Became just the third player in NBA history to be among the top-ten in five different categories...was 8th in scoring (23.2 ppg), 4th in rebounding (12.2 rpg), 1st in blocks (4.49 bpg), 5th in steals (2.32 spg) and 6th in FG percentage (55.1)...the only others to accomplish the feat - Cliff Hagan in 1959-60 and Larry Bird in 1989-90...the first player in NBA history to be among the top five in rebounding, blocks and steals...played in his third straight All-Star game, starting for the Western Conference squad...named the NBA Defensive Player of the Year...the first Spur to win the NBA Blocked Shots Title since George Johnson did it in 1981-82...named to the All-NBA first team for the second straight season and named to the NBA All-Defensive first team for the second consecutive year...appeared in just 68 games, missing the final 14 games of the season after suffering a torn ligament in the first carpal-metacarpal of his left hand on 3/16...had surgery on the thumb on 3/28...Spurs were 5-9 without Robinson...led the team in scoring 41 times, in rebounding 51 times and blocks 61 times...scored in double-figures 67 times with 20 or more 52 times...had a season-low 9 points at

Sacramento on 2/16...season-highs were 39 points on 2/19 vs. Minnesota, a career-high 24 rebounds twice (on 12/3 at Sacramento and 2/27 vs. Golden State), a career-high 11 assists on 3/14 vs. Utah and a career-high six steals on 12/8 vs. Minnesota.

1990-91: Played in all 82 games, averaging 25.6 points, 13.0 rebounds, 3.90 blocks, 2.5 assists and 1.55 steals in 37.7 minutes per contest...the only player in the NBA to be among the top-ten in four categories - was 1st in rebounding (13.0 rpg), 2nd in blocks (3.90 bpg), 9th in scoring (25.6 ppg) and 9th in FG percentage (55.2)...named to the All-NBA first team and the NBA All-Defensive first team...winner of the IBM Award for the second straight season...a starter for the Western squad in the NBA All-Star Game...was the NBA Player of the Month in January...led the Spurs in scoring 54 times, in rebounding 65 times, in blocks 75 times and in steals 30 times...scored in double figures 81 times...had 30 or more 27 times and the Spurs were 22-5 in those games...season-highs were 43 points twice (11/7 vs. Denver and 1/10 vs. Orlando), 23 rebounds on 4/2 vs. the Lakers and 11 blocks on 1/12 vs. Utah.

1989-90: Was the unanimous selection for the NBA Rookie of the Year Award...averaged 24.3 points, 12.0 rebounds, 3.89 blocks, 2.0 assists and 1.68 steals in 36.6 minutes per game...one of two Spurs to appear in all 82 games...named to the NBA All-Rookie first team...winner of the IBM Award...named to the NBA All-Defensive second team...was the only rookie in the 1990 All-Star Game...named the NBA Player of the Week three times and was named the NBA Rookie of the Month all six months...scored in double-figures 81 times with 20 or more 62 times...set Spurs club records for most minutes, points, rebounds and blocks in a single season by a rookie...led the team in scoring 46 times, in rebounding 61 times and in steals 22 times...season-highs were 41 points on 3/2 at Golden State, 21 rebounds on 2/3 vs. Chicago, a career-high 12 blocks on 2/23 vs. Minnesota and seven assists on 3/19 at Phoenix.

COLLEGE: Played four seasons at the Naval Academy...was an All-American in both his junior and senior seasons...as a senior was everyone's College Player of the Year, averaging 28.2 points, 11.8 rebounds and 4.50 blocks in 32 games...led the NCAA in blocks, was third in scoring and fourth in rebounding...as

DAVID ROBINSON

a junior, in the 1985-86 season, averaged 22.7 points, 13.0 rebounds and 5.91 blocks in 35 games...that season led the NCAA in both rebounds and blocks...scored a career high 50 points in his final college game against Michigan in the NCAA Tournament...first player in NCAA Division I history to finish with over 2,500 points and 1,300 rebounds while shooting over .600 percent from the field...holds NCAA records for the most blocks in a single game, with 14 vs. UNC-Wilmington on 1/4/86, the most blocks in a single season, with 207, the highest single season blocks average, with 5.9 bpg, and the highest career blocks average, with 5.2...his freshman year at Navy averaged just 7.6 points and 4.0 rebounds.

PERSONAL: Full name is David Maurice Robinson...married to Valerie...they have two boys, David Maurice Robinson, Jr. (born 1/6/93) and Corey Matthew (born 4/17/95) ...known as the Admiral...wears a size 16 Nike...scored a 1,320 on the SAT College Board Exam...played just one year of high school basketball at Osborn Park in Manassas, Virginia...holds a bachelor's degree in mathematics from the Naval Academy...grew seven inches while at the Academy...forced to sit out two seasons after graduation as he served in the Navy from 6/87

to 5/89 at Kings Bay, Georgia...has completed his Naval obligation...has a sister, Kimberly, and a brother, Chuck, who is also a Naval Academy graduate...parents, Ambrose and Freda, live in San Antonio and run the David Robinson Group, which is his management and investment company...David and Valerie created the David Robinson Foundation in November of 1992...the Foundation is a Christian organization whose mission is to support programs which address the physical and spiritual needs of the family...since its creation the Foundation has donated over \$500,000...is a strong Christian and a dedicated reader of the Bible... favorite meals are fettuccine and lasagna...also enjoys chicken fajitas from Taco Cabana...favorite movie is the Little Mermaid...a big fan of ESPN's Sports Center...spends a lot of his free time playing music...often travels with a keyboard...also plays the saxophone...has played with saxophonist Branford Marsalis...favorite artists are Grover Washington and Natalie Cole...would be a scientist or a musician if he wasn't playing basketball...plays a lot of golf...says his perfect vacation is "relaxing at home with my family."

REGULAR SEASON

Season	Team	G	Min.	FGM	FGA	Pct.	FTM	FTA	Pct.	-REBOUNDS-										Pts.	Avg.
										Off.	Def.	Total	Ass.	PF	Dq.	Sh.	Blk.	TO			
89-90	San Antonio	82	3002	690	1300	.531	613	837	.732	303	680	983	164	259	3	138	319	257	1993	24.3	
90-91	San Antonio	82	3095	754	1366	.552	592	777	.762	335	728	*1063	208	264	5	127	*320	270	2101	25.5	
91-92	San Antonio	66	2564	592	1074	.551	393	561	.701	261	568	829	181	219	2	158	*305	182	1578	23.2	
92-93	San Antonio	82	3211	676	1348	.501	561	766	.732	229	727	956	301	239	5	127	264	241	1916	23.4	
93-94	San Antonio	80	3241	840	1658	.507	693	925	.749	241	614	855	381	228	3	139	265	253	2383	29.8	
94-95	San Antonio	81	3074	788	1487	.530	656	847	.775	234	643	877	236	230	2	134	262	233	2238	25.6	
Totals		475	18167	4340	8233	.527	3508	4713	.744	1603	3960	5563	1471	1439	20	823	1735	1436	12209	25.7	

Three-point field goals: 1989-90, 0-for-2. 1990-91, 1-for-7 (.143). 1991-92, 1-for-8 (.125). 1992-93, 3-for-17 (.176). 1993-94, 10-for-29 (.345). 1994-95 6-for-20 (.300). Totals, 21-for-83 (.253).

PLAYOFFS

Season	Team	G	Min.	FGM	FGA	Pct.	FTM	FTA	Pct.	-REBOUNDS-										Pts.	Avg.
										Off.	Def.	Total	Ass.	PF	Dq.	Sh.	Blk.	TO			
89-90	San Antonio	10	375	89	167	.533	65	96	.677	36	84	120	23	35	1	11	40	24	243	24.3	
90-91	San Antonio	4	166	35	51	.686	33	38	.868	11	43	54	8	11	0	6	15	15	103	25.8	
92-93	San Antonio	10	421	79	170	.465	73	110	.664	29	97	126	40	39	0	10	36	25	231	23.1	
93-94	San Antonio	4	146	30	73	.411	20	27	.741	13	27	40	14	14	0	3	10	9	80	20.0	
94-95	San Antonio	15	623	129	289	.446	121	149	.812	57	125	182	47	63	1	22	39	56	380	25.3	
Totals		43	1731	362	750	.483	312	420	.743	146	376	522	132	162	2	52	140	129	1037	24.1	

Three-point field goals: 1990-91, 0-for-1. 1992-93, 0-for-1. 1993-94, 0-for-1. 1994-95, 1-for-5 (.200). Totals, 1-for-8 (.125).

ALL-STAR GAMES

Season	Team	Min.	FGM	FGA	Pct.	FTM	FTA	Pct.	-REBOUNDS-										Pts.
									Off.	Def.	Total	Ass.	PF	Dq.	Sh.	Blk.	TO		
1990	San Antonio	25	7	12	.583	1	2	.500	2	8	10	1	1	0	2	1	1	1	15
1991	San Antonio	18	6	13	.462	4	5	.800	3	3	6	0	5	0	2	3	1	2	16
1992	San Antonio	18	7	9	.778	5	8	.625	1	4	5	2	3	0	3	1	0	19	
1993	San Antonio	26	7	10	.700	7	12	.583	2	8	10	1	4	0	0	1	1	21	
1994	San Antonio	21	6	13	.462	7	10	.700	3	2	5	0	2	0	0	2	1	19	
1995	San Antonio	14	3	5	.600	4	6	.667	0	0	3	2	2	0	2	1	1	10	
Totals		122	36	62	.581	28	43	.651	11	25	39	6	17	0	9	9	6	100	



**MVP... an
important part
of your complete
production.**



Complete Film, Video, Audio, and Post Production
Maverick Video Productions, Inc.
ph. 210-655-1111 fax 210-655-9249

DELL DEMPS 5

Height

6-4

Weight

210

Position

Guard

Experience

One Year

Birthdate

2/12/70

High School

Mt. Eden H.S.
(Hayward, CA)

College

U. of Pacific '92

1994-95: Spent the entire season with the Yakima Sun Kings...appeared in a total of 39 games, averaging 7.2 points and 1.7 rebounds in 16.8 minutes per contest...earned two starts...shots .491 (109-222) from the field and .621 (54-87) from the line...his teammates included Chucky Brown, Elridge Recasner and former Spur Edgar Jones and the Sun Kings won the 1995 CBA Championship.

Career Notes:

Selected by Rapid City in the second round of the 1992 CBA Draft, with the 31st overall pick...in his three-year CBA career has appeared in 92 regular season games, averaging 8.7 points and 2.1 rebounds in 19.7 minutes per contest...career mark of .522 (308-590) from the field...earned and NBA call-up during the 1993-94 season...signed by the Golden St. Warriors on 11/22/93...appeared in 2 games - scoring a total of 4 points in 11 minutes - before being released on 12/16/93 when the Warriors removed Chris Mullin from the injured list...during the 1993-94 season appeared in 39 games in the CBA spending time with both Rochester and Yakima...averaged 11.8 points and 3.1 rebounds while shoot-

ing .537 (174-324) from the field... during the 1992-93 campaign, appeared in a total of 14 games with Yakima and Oklahoma City, averaging 4.5 points and 0.8 rebounds per contest.

College Career: Played four seasons at University of the Pacific...in his collegiate career, appeared in 115 games, averaging 15.1 points

and 4.9 rebounds per contest...led the team in scoring as a sophomore, as a junior and as a senior and earned All-Big West Conferences honors all three seasons...is Pacific's all-time leader in three-pointers



made, connecting on 229-of-584 (for a .392 mark) threes in his career... as a senior during the 1991-92 Academic All-District VII team...as a junior averaged 18.8 points and 5.5 rebounds per game...recorded a triple-double on 1/7/91 at UC-Irvine and scored a career-high 35 points vs. TCU on 12/22/90... averaged a team-high 15.9 points per game as a sophomore.

CBA REGULAR SEASON

Season Team	G	Min.	FGM	FGA	Pct.	FTM	FTA	Pct.	FTM	FTA	Pct.	REBS	AST	PF	STL	BLKS	PTS	AVG
92-93 Yakima-OKC	14	128	25	44	.568	9	20	.450	9	20	.450	11	5	10	3	1	63	4.5
93-94 Roch-Yakima	39	1023	174	324	.537	1	7	.143	111	166	.669	119	77	91	27	7	460	11.8
94-95 Yakima	39	657	109	222	.491	7	18	.389	54	87	.621	86	53	81	14	5	279	7.2
CBA Totals	92	1808	308	590	.522	11	35	.314	174	273	.637	196	135	182	44	13	802	8.7

NBA REGULAR SEASON

Season Team	G	Min.	FGM	FGA	Pct.	FTM	FTA	Pct.	OH.	Reb.	Asst.	PF	Dq.	Sl.	Blik.	TO	Pts.	Avg.
92-93 Golden St.	2	11	2	6	.333	0	2	.000	0	0	0	0	0	1	1	0	4	2.0



WE'VE GOT THE SPURS...

COVERED!

PETE DELGADO


DON HARRIS



WITH ALL THE HIGHLIGHTS.
ALL THE PLAYS. LOCKER ROOM INTERVIEWS.
TOTAL COVERAGE!

crank it up!

1994-95 YEAR IN REVIEW



1994-95 FINAL STANDINGS

EASTERN CONFERENCE

ATLANTIC	W	L	PCT	GB	LAST 10			
					HOME	ROAD	GAMES	STREAK
Orlando	57	25	.695	-	39-2	18-23	4-6	LOST 1
New York	55	27	.671	2	29-12	26-15	8-2	WON 3
Boston	35	47	.427	22	20-21	15-26	6-4	LOST 3
Miami	32	50	.390	25	22-19	10-31	4-6	WON 1
New Jersey	30	52	.366	27	20-21	10-31	3-7	WON 2
Philadelphia	24	58	.293	33	14-27	10-31	4-6	LOST 1
Washington	21	61	.256	36	13-28	8-33	3-7	WON 1

CENTRAL	W	L	PCT	GB	LAST 10			
					HOME	ROAD	GAMES	STREAK
Indiana	52	30	.634	-	33-8	19-22	6-4	WON 1
Charlotte	50	32	.610	2	29-12	21-20	6-4	WON 1
Chicago	47	35	.573	5	28-13	19-22	8-2	LOST 1
Cleveland	43	39	.524	9	26-15	17-24	4-6	LOST 1
Atlanta	42	40	.512	10	24-17	18-23	7-3	LOST 1
Milwaukee	34	48	.415	18	22-19	12-29	6-4	WON 1
Detroit	28	54	.341	24	22-19	6-35	2-8	LOST 3

WESTERN CONFERENCE

MIDWEST	W	L	PCT	GB	LAST 10			
					HOME	ROAD	GAMES	STREAK
San Antonio	62	20	.756	-	33-8	29-12	8-2	WON 6
Utah	60	22	.732	2	33-8	27-14	8-2	WON 7
Houston	47	35	.573	15	25-16	22-19	5-5	LOST 3
Denver	41	41	.500	21	23-18	18-23	6-4	WON 3
Dallas	36	46	.439	26	19-22	17-24	3-7	LOST 3
Minnesota	21	61	.256	41	13-28	8-33	1-9	LOST 5

PACIFIC	W	L	PCT	GB	LAST 10			
					HOME	ROAD	GAMES	STREAK
Phoenix	59	23	.720	-	32-9	27-14	8-2	WON 4
Seattle	57	25	.695	2	32-9	25-16	6-4	LOST 2
L.A. Lakers	48	34	.585	11	29-12	19-22	2-8	LOST 3
Portland	44	38	.537	15	26-15	18-23	6-4	WON 3
Sacramento	39	43	.476	20	27-14	12-29	4-6	LOST 1
Golden State	26	56	.317	33	15-26	11-30	3-7	LOST 1
L.A. Clippers	17	65	.207	42	13-28	4-37	3-7	WON 1

NBA GRID

ATL	BOS	CHA	CHI	CLE	DAL	DEN	DET	GS	HOU	IND	LAC	LAL	MIA	MIN	NJ	NY	ORL	PHI	PHO	POR	SAC	SA	SEA	UTA	WAS	W	L	PCTGB		
ORL	3	3	3	3	3	2	2	2	2	2	2	1	3	4	1	2	3	-	4	1	2	1	1	0	1	3	57	25	.695	
NY	2	5	1	1	2	2	2	3	1	2	3	2	2	4	2	2	4	-	2	4	1	1	2	1	0	0	4	55	27	.671
BOS	1	-	1	0	2	1	1	3	2	1	2	0	1	4	1	2	2	0	2	3	1	0	1	0	1	0	3	35	47	.427
MIA	2	1	1	1	3	2	0	3	1	0	2	2	1	-	4	1	1	1	1	0	0	0	0	0	0	4	32	50	.390	
NJ	0	3	1	2	0	1	1	2	1	0	1	2	0	3	2	1	-	1	2	2	0	1	1	0	1	0	2	30	52	.366
PHI	1	1	1	0	1	0	1	0	1	0	0	1	1	4	1	1	3	0	1	-	0	2	1	0	0	0	3	24	58	.293
WAS	0	1	1	2	1	1	0	1	0	0	1	2	0	1	1	1	3	0	2	2	0	0	1	0	0	0	-	21	61	.256
IND	4	2	4	2	3	1	1	2	2	1	-	2	1	2	3	2	3	1	2	4	1	1	2	2	1	0	3	52	30	.634
CHA	2	3	-	2	3	0	1	5	2	0	1	2	0	3	4	1	3	3	1	3	0	2	1	1	2	2	3	50	32	.610
CHI	4	4	2	-	2	1	1	5	2	1	2	1	1	3	1	2	2	3	1	4	1	1	0	1	0	0	2	47	35	.573
CLE	4	2	2	3	-	0	1	2	2	0	2	1	1	4	1	4	2	1	3	1	1	1	1	0	0	1	3	43	39	.524
ATL	-	3	2	1	1	2	2	3	2	0	1	2	0	2	1	2	4	2	1	3	1	1	1	1	0	0	4	42	40	.512
MIL	3	3	1	4	0	1	0	3	2	1	2	1	1	0	-	1	2	2	0	3	0	0	1	0	0	0	3	34	48	.415
DET	2	1	0	0	2	1	1	-	1	0	2	1	0	1	2	1	2	1	1	4	1	0	1	0	0	0	3	28	54	.341
SA	1	2	1	1	2	3	4	2	3	5	0	4	3	2	2	5	2	1	1	2	2	3	4	-	2	3	2	62	20	.756
UTA	2	2	0	2	1	4	4	2	2	3	2	3	2	2	2	4	2	2	1	2	2	3	4	2	3	-	2	60	22	.732
HOU	2	1	2	1	2	3	4	2	4	-	1	3	0	2	1	3	2	0	0	2	3	1	3	1	0	2	2	47	35	.573
DEN	0	1	1	1	1	4	-	1	1	1	4	4	2	2	2	6	1	0	0	1	3	2	1	1	1	1	2	41	41	.500
DAL	0	1	2	1	2	-	1	1	3	2	1	3	1	0	1	4	1	0	0	2	0	3	2	2	0	2	1	36	46	.439
MIN	0	0	1	0	1	1	0	1	3	2	0	3	1	1	1	-	1	0	1	1	0	0	1	0	0	1	1	21	61	.258
PHO	1	1	2	1	1	4	3	1	2	1	1	4	4	2	2	4	2	1	1	2	-	5	4	2	4	2	2	59	23	.720
SEA	2	1	0	2	2	4	3	2	4	4	1	5	1	2	2	4	1	2	2	2	1	3	2	2	-	1	2	57	25	.695
LAL	2	1	2	1	1	3	2	4	1	3	-	1	1	3	2	0	1	1	1	1	2	3	1	4	2	2	48	34	.585	
POR	1	2	0	1	1	1	1	2	4	3	1	5	3	2	2	4	1	1	0	0	0	-	3	1	2	1	2	44	38	.537
SAC	1	1	1	2	1	2	2	1	5	1	0	4	2	2	1	3	1	0	1	1	1	2	-	0	3	0	1	39	43	.476
GS	0	0	0	0	0	1	3	1	-	0	0	3	3	1	0	1	1	0	1	3	1	0	1	1	2	2	26	56	.317	
LAC	0	2	0	1	1	1	0	1	2	1	0	-	2	0	1	1	0	0	0	1	1	0	1	0	0	1	0	17	65	.207

SPURS 1994-95 STATS

PLAYER	FIELD GOALS						3-PT FGS			FREE THROWS			REBOUNDS			AST	PF	DQ	STL	TO	BLK	PTS	AVG
	G	GS	MIN	FG	FGA	PCT	FG	FGA	PCT	FT	FTA	PCT	OFF	DEF	TOT								
Robinson	81	81	3074	788	1487	.530	6	20	300	656	847	.774	234	643	877	236	230	2	134	233	262	2238	27.6
Elliott	81	81	2858	502	1072	.468	136	333	408	326	404	807	63	224	287	206	216	2	78	151	38	1466	18.1
Johnson	82	82	3011	448	863	.519	3	22	136	202	295	.685	49	159	208	670	154	0	114	207	13	1101	13.4
Del Negro	75	71	2360	372	766	.486	66	162	407	128	162	.790	28	164	192	226	179	0	61	56	14	938	12.5
Person	81	1	2033	317	750	.423	172	445	387	66	102	.647	49	209	258	106	198	0	45	102	12	872	10.8
Rodman	49	26	1568	137	240	.571	0	2	000	75	111	.676	274	549	823	97	159	1	31	98	23	349	7.1
Reid	81	37	1566	201	396	.508	1	2	500	160	233	.687	120	273	393	55	230	2	60	113	32	563	7.0
Cummings	76	20	1273	224	464	.483	0	0	—	72	123	.585	138	240	378	59	188	1	36	95	19	520	6.8
Rivers (TOT)	63	0	989	108	302	.358	45	127	354	60	82	.732	15	94	109	162	150	2	65	60	21	321	5.1
Rivers (SA)	60	0	942	104	289	.360	42	122	344	52	71	.732	13	87	100	154	142	1	61	56	21	302	5.0
Anderson	38	11	556	76	162	.469	3	19	158	30	41	.732	15	40	55	52	71	1	26	38	10	185	4.9
Malone	17	0	149	13	35	.371	1	2	500	22	32	.688	20	26	46	6	15	0	2	11	3	49	2.9
Eisley (TOT)	49	4	552	40	122	.328	9	37	243	31	40	.775	12	36	48	95	81	0	18	50	6	120	2.4
Eisley (SA)	15	0	56	3	17	.176	1	5	200	0	0	—	2	4	6	18	3	0	0	8	1	7	0.5
Haley	31	0	117	26	61	.426	0	1	000	21	32	.656	8	19	27	2	31	0	3	13	5	73	2.4
Whitney	25	0	179	14	47	.298	3	19	158	11	11	1.000	4	9	13	28	34	1	4	18	0	42	1.7
Nwosu	23	0	84	9	28	.321	0	0	—	13	17	.765	11	13	24	3	20	0	0	9	3	31	1.3
Crowder	7	0	29	2	10	.200	0	4	000	2	6	.333	1	2	3	1	1	0	1	2	0	6	0.9
SPURS	82		19855	3236	6687	.484	434	1155	375	1836	2487	.738	1029	2661	3690	1919	1871	11	656	1246	456	8742	106.6
OPPONENTS	82		19855	3168	6974	.454	426	1251	341	1491	2089	.714	1017	2303	3320	1878	2063	25	633	1182	408	8253	100.6

PLAYER	SINGLE-GAME HIGHS							AVERAGE PER GAME							CAREER HIGHS (C-SET, T-TIED)						
	MIN	REB	AST	ST	TO	BL	PTS	MIN	REB	AST	STL	TO	BLK	PTS	FG	FGA	FT	FTA	REB	AST	PT
Robinson	52	20	9	5	9	7	43	38.0	10.8	2.9	1.65	2.9	3.23	27.6	26	41	18T	25	24	11	71
Elliott	51	9	7	4	7	3	32	35.3	3.5	2.5	0.96	1.9	0.47	18.1	16	23	14T	16C	17	12	41
Johnson	51	7	16	4	6	1	29	36.7	2.5	8.2	1.39	2.5	0.16	13.4	12C	18C	12	13	10	18	29C
Del Negro	48	8	7	3	4	2	31	31.5	2.6	3.0	0.81	0.7	0.19	12.5	13	19T	12	15	8T	13	31C
Person	39	11	5	3	5	1	27	25.1	3.2	1.3	0.56	1.3	0.15	10.8	19	32	12	13	18	11	47
Rodman	44	30	6	3	5	3	17	32.0	16.8	2.0	0.63	2.0	0.47	7.1	15	21	9	12	34	8	34
Reid	45	13	3	5	5	3	16	19.3	4.9	0.7	0.74	1.4	0.40	7.0	12	22	11T	16C	20	6	29
Cummings	35	16	4	3	5	2	19	16.8	5.0	0.8	0.47	1.3	0.25	6.8	19	32	14	20	24	10	52
Rivers (TOT)	27	5	9	5	4	3	17	15.7	1.7	2.6	1.03	1.0	0.33	5.1	14	24	17	17	14	21	37
Rivers (SA)	27	5	9	5	4	3	17	15.7	1.7	2.6	1.02	0.9	0.35	5.0							
Anderson	36	8	6	4	5	1	15	14.6	1.4	1.4	0.68	1.0	0.26	4.9	18	26	12	14	12	12	36
Malone	21	7	2	2	3	1	12	8.8	2.7	0.4	0.12	0.6	0.18	2.9	20	35	21	25	32	7	53
Eisley (TOT)	29	5	7	2	4	1	15	11.3	1.0	1.9	0.37	1.0	0.12	2.4	6C	10C	7C	8C	5C	7C	15C
Eisley (SA)	12	2	6	0	2	1	3	3.7	0.4	1.2	0.00	0.5	0.07	0.5							
Haley	13	4	1	1	2	2	10	3.8	0.9	0.1	0.10	0.4	0.16	2.4	8	16	7	11	18	3	19
Whitney	27	4	4	2	5	0	10	7.2	0.5	1.1	0.16	0.7	0.00	1.7	4T	9T	5C	5C	4C	10	11
Nwosu	11	4	1	0	2	1	5	3.7	1.0	0.1	0.00	0.4	0.13	1.3	1C	7C	3C	6C	4C	1C	5C
Crowder	10	2	1	1	1	0	4	4.1	0.4	0.1	0.14	0.3	0.00	0.9	4	8	2	4C	3	3	10
SPURS	290	64	36	15	24	13	129	242.1	45.0	23.4	8.00	15.2	5.56	106.6	68	127	45	57	75	50	171
OPPONENTS	290	62	35	14	26	13	127	242.1	40.5	22.9	7.72	14.4	4.98	100.6	68	130	46	54	77	46	171

SPURS HOME vs. ROAD STATS

PLAYER	G	GS	MIN	- FIELD GOALS -			- 3-POINT FG -			- FREE THROWS -			- REBOUNDS -			AST	PF	DQ	STL	TO	BLK	PTS	AVG
				FG	FGA	PCT	FG	FGA	PCT	FT	FITA	PCT	ORB	DRB	TRB								
Robinson	81	81	3074	1487	530	.656	428	774	643	877	236	230	2	134	233	262	2238	27.6					
Home	40	40	1504	788	263	.682	228	332	321	464	116	106	2	72	117	137	1097	27.4					
Road	41	41	1570	700	267	.637	200	442	322	413	120	124	0	62	116	125	1141	27.8					
Elliott	81	81	2858	1072	468	.633	308	487	63	224	206	216	2	78	151	38	1466	18.1					
Home	41	41	1448	561	207	.545	147	267	33	129	162	108	1	44	81	22	765	18.7					
Road	40	40	1410	511	261	.527	161	220	30	95	102	108	1	34	70	16	701	17.5					
Johnson	82	82	3011	1448	863	.519	3	22	136	202	295	685	49	159	208	670	154	13	1101	13.4			
Home	41	41	1497	718	417	.523	3	22	115	172	669	24	75	99	312	80	0	54	96	10	552	13.5	
Road	41	41	1514	730	446	.516	2	13	154	87	123	707	25	84	109	358	74	0	60	11	3	549	13.4
Del Negro	75	71	2360	372	766	.486	66	162	407	128	162	790	28	164	192	226	179	0	61	56	14	998	12.5
Home	37	33	1167	208	394	.528	33	77	429	86	110	752	12	70	82	117	85	0	31	21	6	535	14.5
Road	38	38	1193	164	372	.441	33	85	388	42	52	808	16	94	110	109	94	0	30	35	8	403	10.6
Person	81	1	2033	317	509	.423	172	445	387	66	104	667	49	209	258	106	198	0	45	102	12	872	10.8
Home	40	0	989	138	359	.384	76	213	357	34	54	630	25	108	133	50	87	0	25	52	8	386	9.7
Road	41	1	1044	179	391	.458	96	232	414	32	48	667	24	101	125	56	111	0	20	50	4	486	11.9
Rodman	49	26	1568	137	240	.571	0	2	0	0	0	0	0	2	0	0	0	31	98	23	349	7.1	
Home	25	14	808	78	130	.600	0	1	0	0	0	0	0	1	0	0	0	18	56	16	192	7.7	
Road	24	12	760	59	110	.536	0	1	0	0	0	0	0	1	0	0	0	13	42	7	157	6.5	
Reid	81	37	1566	201	396	.508	1	2	500	160	233	687	120	273	393	57	230	2	60	113	32	563	7.0
Home	40	19	817	110	211	.521	0	0	0	0	0	0	0	1	0	0	0	29	49	17	304	7.6	
Road	41	18	749	91	179	.508	0	0	0	0	0	0	0	1	0	0	0	31	64	15	259	6.3	
Cummings	76	20	1273	224	464	.483	0	0	0	77	123	585	138	240	378	25	124	1	31	64	15	520	6.8
Home	38	9	595	90	207	.435	0	0	0	38	68	559	61	131	192	26	101	1	18	46	8	302	7.9
Road	38	11	678	134	257	.521	0	0	0	34	55	618	77	109	186	33	87	0	18	46	8	302	7.9
Rivers TOT	63	0	989	108	302	.358	45	127	354	60	82	732	15	94	109	162	150	2	65	60	21	331	5.1
Home	29	0	472	55	141	.390	22	63	349	21	26	805	6	45	51	63	68	1	35	27	12	153	5.3
Road	34	0	517	53	161	.329	23	64	359	39	56	696	9	49	58	99	82	1	30	53	9	168	4.9
Rivers SA	69	0	942	104	280	.360	42	122	344	52	71	732	13	87	100	154	142	1	61	56	21	302	5.0
Home	27	0	438	52	132	.394	22	62	333	18	23	733	4	42	46	56	60	0	29	26	19	142	5.3
Road	33	0	504	52	148	.351	20	60	311	34	48	708	9	45	54	98	82	1	32	30	19	160	4.8
Anderson	38	11	866	76	162	.469	3	19	188	97	41	732	15	27	35	25	39	1	17	23	6	97	5.4
Home	18	8	303	39	81	.481	2	10	200	17	24	705	7	13	20	24	32	0	9	15	4	88	4.4
Road	20	3	253	37	81	.457	1	9	111	13	17	765	8	16	15	15	17	0	2	11	3	49	2.9
Malone	17	0	149	13	35	.371	1	2	500	22	32	688	20	26	46	6	15	0	2	1	2	40	3.6
Home	11	0	90	11	22	.500	1	2	500	17	22	773	11	17	28	3	12	0	2	1	2	40	3.6
Road	6	0	59	2	13	.154	0	0	0	5	10	500	9	9	18	3	3	0	0	4	1	9	2.5
Haley	31	0	117	26	61	.426	0	1	400	21	32	656	8	19	27	2	31	0	3	13	5	73	2.4
Home	20	0	77	21	42	.500	0	0	0	15	24	625	6	14	20	1	23	0	2	10	3	57	2.9
Road	11	0	40	5	19	.263	0	0	0	6	8	750	2	5	7	1	8	0	1	3	2	16	1.5
Whitney	25	0	179	14	47	.296	3	19	158	11	11	1000	4	9	13	28	34	1	4	18	0	42	1.7
Home	13	0	85	6	21	.286	2	7	286	4	4	1000	1	1	2	16	17	0	0	5	0	18	1.4
Road	12	0	94	8	26	.308	1	12	.083	7	7	1000	3	8	11	12	17	1	4	13	0	24	2.0
Nwosu	23	0	84	9	28	.321	0	0	0	13	17	765	11	13	24	3	20	0	0	9	3	31	1.3
Home	12	0	41	5	17	.294	0	0	0	7	8	57	3	7	10	1	6	0	0	1	16	1.3	
Road	11	0	43	4	11	.364	0	0	0	6	10	700	8	6	14	2	14	0	0	6	2	15	1.4
TEAM	82	0	19855	3236	6687	.484	434	1158	.375	1836	2487	.738	1029	2661	3690	1919	1871	11	656	1246	456	8742	106.6
Home	41	0	9915	1623	3343	.485	219	583	.376	966	1315	.735	533	1372	1905	931	911	6	345	617	252	4431	108.1
Road	41	0	9940	1613	3344	.482	215	575	.374	870	1172	.742	496	1289	1785	988	960	5	311	629	204	4311	105.1
OPPONENTS	82	0	19855	3168	6974	.454	426	1251	.341	1491	2089	.714	1017	2303	3320	1878	2063	25	633	1122	408	8253	100.6
Home	41	0	9915	1574	3478	.453	226	649	.348	727	1039	.700	489	1165	1654	889	1061	11	316	612	211	4101	100.0
Road	41	0	9940	1594	3496	.456	226	602	.332	764	1050	.728	528	1138	1666	989	1002	14	317	570	197	4152	101.3

SPURS HIGH GAMES

PLAYER	MINUTES	FIELD	FREE	OFFENSIVE	- REBOUNDS -		TOTAL	ASSISTS	STEALS	TURNOVERS	BLOCKED	POINTS
		GOALS	THROWS		DEFENSIVE	SHOTS						
WILLIE ANDERSON	36 (2) JAN. 28 vs Den.	7 (3) JAN. 28 vs Den.	4 (2) NOV. 16 vs Chi.	3 NOV. 23 vs Port.	6 NOV. 12 vs N.Y.	8 NOV. 23 vs Port.	6 (2) NOV. 21 at N.Y.	4 NOV. 23 vs Port.	5 JAN. 28 vs Den.	1 (10) APR. 23 at Minn.	15 (2) JAN. 28 vs Den.	
COREY CROWDER	10 DEC. 12 vs Wash.	1 (2) DEC. 12 vs Wash.	NOV. 25 vs Wash.	1 DEC. 12 vs Wash.	1 (2) DEC. 12 vs Wash.	2 DEC. 12 vs Wash.	1 DEC. 12 vs Wash.	1 (2) DEC. 12 vs Wash.	0 DEC. 10 at Hou.	4 DEC. 12 vs Wash.		
TERRY CUMMINGS	35 APR. 12 at Phoe.	8 (2) APR. 8 at G.S.	5 (2) FEB. 3 at Dall.	7 FEB. 26 vs G.S.	12 MAR. 29 vs La-L.	16 MAR. 29 vs La-L.	4 APR. 16 at Den.	3 (3) APR. 9 at LA-L.	5 (2) MAR. 16 vs Phil.	2 (3) APR. 16 at Den.	19 APR. 8 at G.S.	
VINNY DEL NEGRO	48 DEC. 8 vs Utah.	12 (2) FEB. 18 vs Atl.	8 (2) DEC. 23 at Cleve.	3 (2) MAR. 9 at Cleve.	8 APR. 21 vs LA-C.	8 (3) APR. 21 vs LA-C.	7 (2) APR. 8 at G.S.	3 (3) DEC. 10 at Hou.	4 APR. 21 vs LA-C.	2 (3) APR. 20 at Dall.	3 (1) FEB. 18 vs Atl.	
HOWARD EISLEY Min.-S.A.	29 JAN. 28 at Hou.	6 (2) JAN. 28 at Hou.	7 (2) NOV. 4 at Den.	3 NOV. 19 vs S.A.	5 NOV. 9 vs LA-L.	5 NOV. 19 vs S.A.	7 (2) NOV. 11 vs Chi.	2 (3) JAN. 28 at Hou.	4 (4) FEB. 7 vs G.S.	1 (6) MAR. 31 vs Milw.	15 (2) NOV. 19 vs S.A.	
HOWARD EISLEY S.A.	12 MAR. 16 vs Phil.	1 (3) APR. 11 vs Port.	0	1 (2) APR. 11 vs Port.	2 FEB. 26 vs G.S.	2 (2) MAR. 16 vs Phil.	6 MAR. 16 vs Phil.	0	2 MAR. 16 vs Phil.	1 MAR. 31 vs Milw.	3 APR. 11 vs Port.	
SEAN ELLIOTT	51 DEC. 6 vs Dall.	12 (2) JAN. 12 vs Miami	14 (2) NOV. 25 vs Sea.	3 (4) APR. 6 at Sac.	9 APR. 2 vs Phoe.	9 APR. 2 vs Phoe.	7 MAR. 14 vs Minn.	4 JAN. 20 at Miami	7 APR. 9 at LA-L.	3 (4) APR. 20 at Dall.	32 JAN. 12 vs Miami	
JACK HALEY	13 APR. 21 vs LA-C.	5 MAR. 29 vs LA-L.	4 APR. 21 vs LA-C.	2 (2) APR. 21 vs LA-C.	3 MAR. 16 vs Phil.	4 APR. 21 vs LA-C.	1 (2) MAR. 31 vs Milw.	1 (3) APR. 21 vs LA-C.	2 (3) APR. 21 vs LA-C.	2 NOV. 19 at Minn.	10 MAR. 29 vs LA-L.	
AVERY JOHNSON	51 DEC. 8 vs Utah.	12 (2) APR. 18 vs Den.	10 MAR. 10 at Phil.	3 (2) DEC. 30 at Wash.	7 NOV. 26 at Phoe.	7 (2) JAN. 20 at Miami	16 DEC. 6 vs Dall.	4 (4) JAN. 24 at Chi.	6 (4) APR. 4 at LA-C.	1 (13) APR. 18 vs Den.	29 (2) APR. 18 vs Den.	
MOSES MALONE	21 NOV. 26 at Phoe.	3 DEC. 14 vs Bos.	6 DEC. 14 vs Bos.	4 DEC. 14 vs Bos.	6 NOV. 28 vs Minn.	7 NOV. 28 vs Minn.	2 NOV. 26 at Phoe.	2 NOV. 28 vs Minn.	3 NOV. 26 at Phoe.	1 (3) DEC. 14 vs Bos.	12 DEC. 14 vs Bos.	
JULIUS NWOJU	11 NOV. 30 at Sea.	1 (2) APR. 23 at Minn.	3 (2) MAR. 24 at Minn.	3 MAR. 24 at Minn.	4 APR. 11 vs Port.	4 (2) APR. 11 vs Port.	1 (3) MAR. 29 vs LA-L.	0	2 (2) MAR. 29 vs LA-L.	2 (3) MAR. 22 at N.J.	5 (2) MAR. 24 at Minn.	
CHUCK PERSON	39 DEC. 30 at Wash.	10 DEC. 29 at Atl.	4 (5) MAR. 3 vs Orl.	5 MAR. 20 vs Sea.	7 (4) MAR. 29 vs LA-L.	11 MAR. 20 vs Sea.	3 APR. 8 at G.S.	1 (2) JAN. 10 vs LA-C.	5 APR. 11 vs Port.	1 (12) APR. 18 vs Den.	27 DEC. 30 at Wash.	
J.R. REID	35 DEC. 6 vs Dall.	7 (2) MAR. 29 vs LA-L.	11 (2) MAR. 24 at Minn.	6 MAR. 20 vs Sea.	9 MAR. 29 vs LA-L.	13 (2) MAR. 29 vs LA-L.	3 (4) MAR. 29 vs LA-L.	5 NOV. 21 at N.Y.	5 (2) APR. 8 at G.S.	3 (2) MAR. 16 vs Phil.	16 (3) MAR. 16 vs Phil.	
DOC RIVERS N.Y.-S.A.	27 (2) APR. 4 at LA-C.	7 JAN. 3 at G.S.	5 DEC. 2 at Phil.	3 MAR. 10 at Phil.	5 (2) APR. 4 at LA-C.	5 (2) APR. 4 at LA-C.	9 APR. 8 at G.S.	5 APR. 18 vs Den.	4 (2) MAR. 31 vs Milw.	3 MAR. 16 vs Phil.	17 JAN. 3 at G.S.	
DOC RIVERS S.A.	27 (2) APR. 4 at LA-C.	7 JAN. 3 at G.S.	3 (4) APR. 6 at Sac.	3 MAR. 10 at Phil.	5 (2) APR. 4 at LA-C.	5 (2) APR. 4 at LA-C.	9 APR. 8 at G.S.	5 APR. 18 vs Den.	4 (2) MAR. 31 vs Milw.	3 MAR. 16 vs Phil.	17 JAN. 3 at G.S.	
DAVID ROBINSON	52 APR. 16 at Den.	18 (2) APR. 8 at G.S.	18 (2) NOV. 23 vs Port.	11 FEB. 18 vs Atl.	19 NOV. 7 vs N.J.	20 NOV. 15 at Den.	9 JAN. 20 at Miami	5 JAN. 13 at Hou.	9 FEB. 21 at Hou.	7 (5) APR. 9 at LA-L.	43 JAN. 15 vs Dall.	
DENNIS RODMAN	44 (2) FEB. 22 vs Phoe.	8 MAR. 7 vs Ind.	7 (2) FEB. 16 at Utah.	14 (2) JAN. 24 at Chi.	19 (3) MAR. 5 vs Hou.	30 FEB. 21 at Hou.	6 (3) MAR. 5 vs Hou.	3 (2) APR. 23 at Minn.	5 (4) APR. 23 at Minn.	3 JAN. 24 at Chi.	17 MAR. 7 vs Ind.	
CHRIS WHITNEY	27 NOV. 15 at Den.	4 (2) NOV. 15 at Den.	5 (2) NOV. 19 at Minn.	2 NOV. 21 at N.Y.	2 (2) NOV. 21 at N.Y.	4 (2) NOV. 21 at Minn.	4 (3) NOV. 19 at Minn.	2 DEC. 2 at Port.	5 NOV. 19 at Minn.	0	10 NOV. 15 at Den.	
SPURS High Games	290 DEC. 8 vs Utah	54 FEB. 26 vs G.S.	41 NOV. 23 vs Port.	23 FEB. 21 at Hou.	48 MAR. 29 vs LA-L.	64 MAR. 29 vs LA-L.	36 APR. 8 at G.S.	15 APR. 18 vs Den.	24 FEB. 21 at Hou.	13 APR. 9 at LA-L.	129 FEB. 26 vs G.S.	
SPURS Low Games	240 (76) APR. 23 at Minn.	23 APR. 11 vs Port.	7 (2) APR. 29 at Dall.	4 DEC. 2 at Port.	20 MAR. 7 vs Ind.	28 MAR. 7 vs Ind.	9 APR. 11 vs Port.	2 NOV. 7 vs N.J.	7 MAR. 18 vs Dall.	0 (2) JAN. 13 at Hou.	71 APR. 11 vs Port.	
OPPONENTS High Games	290 DEC. 8 vs Utah	50 DEC. 6 vs Dall.	38 FEB. 16 at Utah	32 MAR. 22 at N.J.	38 APR. 11 vs Port.	62 (2) MAR. 22 at N.J.	35 NOV. 26 at Phoe.	14 JAN. 7 at LA-C.	26 APR. 18 vs Den.	13 APR. 16 at Den.	127 DEC. 29 at Atl.	
OPPONENTS Low Games	240 (76) APR. 23 at Minn.	28 JAN. 28 vs Den.	7 APR. 8 at G.S.	4 JAN. 12 vs Miami	17 DEC. 14 vs Bos.	28 FEB. 26 vs G.S.	10 DEC. 30 at Wash.	3 JAN. 20 at Miami	5 NOV. 7 vs N.J.	1 (3) FEB. 14 vs Utah	77 JAN. 28 vs Den.	

"C" indicates a new career-high. "T" a tied career-high in FG, FT, REB, AST or PTS.

Numbers in parentheses indicate the number of games in which a player or team has reached a given total (if more than one).

SPURS 1994-95 SEASON NOTES

The San Antonio Spurs enjoyed the best season in franchise history during the 1994-95 campaign. There were lots of history-making and memorable events during the season, including a franchise-record 62 wins during the regular season, the MVP Award for David Robinson and the team's best showing ever in the post-season. Here are some of the highlights from the 1994-95 season:

A LOOK BACK: The Spurs finished the 1994-95 season with a six-game winning streak, ending the season with a 97-91 win over the Timberwolves in Minnesota on 4/23...the Spurs finished the season with a 62-20 mark, with a 33-8 record at home and a 29-12 record on the road...their season-ending six-game winning streak came on the heels of a franchise-record 15-game winning streak as the Spurs were 21-2 in their final 23 games of the season...the Spurs started the season with a 7-9 mark...they then won 55 of their next 66 games to finish with a franchise-record 62 wins...the Spurs won 28 of their last 31 home games and 28 of their last 36 road games...during the season the Spurs posted six winning streaks of six or more games; a 15-game streak, a pair of 8-game streaks, a 7-game streak and a pair of 6-game streaks...on the other end, the Spurs didn't lose more than two straight games at any time during the season and they lost two straight just five times.

TOP SPOT: The Spurs finished the 1994-95 regular season with a 62-20 record - the best mark in the NBA...this was the first time in franchise history that the Spurs posted the best mark in the NBA as well as the first time they ever finished with the top mark in the Western Conference...in addition, the Spurs won their eighth Division Title...prior to this year, they won the Central Division in '77-'78 & '78-'79 and won the Midwest crown in '80-'81, '81-'82, '82-'83, '89-'90 & '90-'91.

RECORD-SETTING SEASON: With their 98-88 win over the Kings on 4/14 in the Alamodome, the Spurs set a franchise record for the most wins in a season with 57...the Spurs finished the season with a 62-20 record...the previous best record in franchise history was set by the 1989-90 team which finished with a 56-26 mark...the '94-95 Spurs also set a franchise record for the most road wins in a season with 29, finishing with a 29-12 mark on the road...the old record for the most road wins in a season was held by the 1993-94 team which posted a 23-18 mark on the road...in addition, the '94-95 Spurs set club records for the most consecutive games won - with a 15-game winning streak - and the most consecutive road games won - with an 8-game road winning streak.

RED HOT: From early December through the end of the regular season the Spurs were the hottest team in the NBA...here's a look at the Spurs record - as well as the other two hottest teams - after 12/10 after 1/24 and after 2/9 (the All-Star break):

TOP TEAMS AFTER 12/10

San Antonio:	54-11	.831
Utah:	49-15	.766
Seattle:	46-19	.708

TOP TEAMS AFTER 1/24

San Antonio:	39-6	.866
Utah:	31-12	.721
Seattle:	30-16	.652

TOP TEAMS AFTER 2/9

San Antonio:	32-5	.865
Utah:	25-9	.735
Seattle:	24-13	.649

MR. MVP: On May 23, the NBA named David Robinson the league's MVP for the 1994-95 season...Robinson is the first player in Spurs franchise history to win the honor...Robinson received 901 points - including 73 first place votes - from a nationwide panel of sports writers and broadcasters...Orlando's Shaquille O'Neal finished second with 605 points (12 first place votes) and Utah's Karl Malone was third with 532 points (14 first place votes)...for the season Robinson averaged 27.6 points, 10.8 rebounds, 2.9 assists, 1.65 steals and 3.23 blocked shots per game to lead the Spurs to a franchise-best 62-20 record...the Admiral scored in double-figures in all 81 games he played and had 30 or more 36 times...the MVP Award capped an award-filled season for Robinson...he won the IBM Award, was named to both the All-NBA First Team and the All-Defensive First Team and made his sixth straight All-Star appearance.

BOB HILL NAMED COACH OF THE MONTH, TWICE: San Antonio Spurs Head Coach Bob Hill was named the IBM NBA Coach of the Month twice during the 1994-95 season (the only coach in the NBA to win the award twice during the season)...Hill was named the Coach of the Month in both February and April...both months the Spurs were 11-2

STRONG SUPPORTING CAST: David Robinson and Dennis Rodman received most of the credit for the Spurs success during the 1994-95 season...but the Spurs two superstars got plenty of help from the team's other three starters...Sean Elliott, Vinny Del Negro and Avery Johnson all enjoyed career years during the '94-95 campaign...Elliott averaged a career-high 18.1 points per game and connected on a career-best 136 three-pointers...Del Negro averaged a career-high 12.5 points and Avery Johnson averaged career-highs in both points, with 13.4 ppg, and assists, with 8.2 app...AJ became just the fifth player in NBA history to raise their scoring average in each of their first seven seasons in the NBA.

WIN NUMBER 50: This is the seventh time in 19 seasons that a Spurs team has won 50 or more games since the franchise joined the NBA in 1976-77...with a 62-20 record, this year's team set a franchise record for the most wins in a season...here are the Spurs seven 50-win seasons:

YEAR	RECORD	H	R	FINISH
1994-95	62-20	33-8	29-12	First in Midwest Division
1989-90	56-26	34-7	22-19	First in Midwest Division
1993-94	55-27	32-9	23-18	Second in Midwest Division
1990-91	55-27	33-8	22-19	First in Midwest Division
1982-83	51-29	31-10	22-10	First in Midwest Division
1980-81	52-30	34-7	18-23	First in Midwest Division
1977-78	52-30	32-9	20-21	First in Central Division

The Club At
SONTERRA



The Land of Dreams



Deer Canyon
At SONTERRA

Two 18-Hole Golf Courses

Twenty-three Tennis Courts
Hard Surface & Clay

Banquet Facilities

Dining Rooms

Fitness Center

Swimming Pool

Ranked as one of the top 25 Country Clubs in Texas
by *The Dallas Morning News*

For information call (210) 496-1560

SPURS DAY BY DAY I

DATE	OPPONENT	SA/OPP	HOME	ROAD	TOTAL	HIGH PTS	HIGH REBS	HIGH ASTS	OPPONENT PTS	ATTEND
Nov 4	@Golden State	L 118-123	0-1	0-0	0-1	Johnson-27	Robinson-16	Robinson-6	Hardaway-29	30,542
						Robinson-27				
Nov 7	New Jersey	W 105-96	1-1	0-0	1-1	Elliott-23	Robinson-19	Robinson-6	Edwards-22	13,805
Nov 9	Utah	W 109-101	2-1	0-0	2-1	Robinson-30	Robinson-17	Johnson-6	Malone-23	14,354
Nov 12	New York	W 101-82	3-1	0-0	3-1	Robinson-35	Robinson-13	Anderson-6	Ewing-22	19,710
								Johnson-6		
Nov 15	@Denver	L 99-112	3-1	0-1	3-2	Robinson-33	Robinson-20	Robinson-6	Pack-30	17,171
Nov 16	Chicago	L 92-94	3-2	0-1	3-3	Robinson-30	Robinson-12	Johnson-8	Harper-27	16,059
Nov 19	@Minnesota	W 109-101	3-2	1-1	4-3	Person-23	Robinson-10	Johnson-15	Laetner-22	14,109
Nov 21	@New York	L 88-92	3-2	1-2	4-4	Robinson-29	Robinson-12	Anderson-6	Oakley-16	19,763
								Johnson-6		
Nov 23	Portland	W 110-105	4-2	1-2	5-4	Robinson-36	Robinson-18	Robinson-4	C. Robinson-30	16,304
Nov 25	Seattle	L 94-114	4-3	1-2	5-5	Elliott-27	Robinson-11	Johnson-5	Payton-21	19,016
Nov 26	@Phoenix	L 108-111	4-3	1-3	5-6	Robinson-25	Reid-9	Johnson-12	Manning-32	19,023
Nov 28	Minnesota	W 92-88	5-3	1-3	6-6	Robinson-34	Robinson-10	Robinson-7	Rider-23	14,272
Nov 30	@Seattle	L 100-109	5-3	1-4	6-7	Robinson-42	Reid-13	Johnson-9	Payton-21	14,793
Dec 2	@Portland	W 95-91	5-3	2-4	7-7	Robinson-32	Robinson-12	Johnson-7	C. Robinson-17	12,888
Dec 6	Dallas	L 121-128(OT)	5-4	2-4	7-8	Robinson-42	Reid-10	Johnson-16	Maaburn-34	13,007
Dec 8	Utah	L 114-113(2OT)	5-5	2-4	7-9	Del Negro-25	Robinson-15	Johnson-6	Malone-28	14,092
Dec 10	@Houston	W 108-96	5-5	3-4	8-9	Johnson-24	Robinson-11	Johnson-11	Olajuwon-20	16,611
Dec 12	Washington	W 122-101	6-5	3-4	9-9	Robinson-21	Robinson-12	Johnson-8	Butler-24	14,501
Dec 14	Boston	W 122-110	7-5	3-4	10-9	Robinson-32	Rodman-11	Johnson-8	Wilkins-27	15,154
							Robinson-11			
Dec 17	L.A. Lakers	W 116-102	8-5	3-4	11-9	Robinson-32	Rodman-19	Johnson-10	Van Exel-19	15,439
Dec 21	@Denver	W 111-97	8-5	4-4	12-9	Robinson-24	Rodman-14	Johnson-12	Abdul-Rauf-21	17,171
Dec 23	Houston	W 98-96	9-5	4-4	13-9	Del Negro-26	Reid-10	Johnson-11	Maxwell-27	31,514
							Robinson-10			
Dec 27	Charlotte	W 119-108	10-5	4-4	14-9	Robinson-30	Rodman-20	Johnson-8	Johnson-29	33,026
Dec 29	@Atlanta	L 121-127(OT)	10-5	4-5	14-10	Robinson-30	Tied with-7	Johnson-10	Norman-32	15,005
Dec 30	@Washington	W 115-101	10-5	5-5	15-10	Robinson-30	Rodman-10	Johnson-9	Cheaney-23	18,756
Jan 3	@Golden State	W 91-86	10-5	6-5	16-10	Robinson-26	Rodman-19	Johnson-13	Sprewell-23	15,025
									Seikaly-23	
Jan 5	@Utah	W 104-103	10-5	7-5	17-10	Robinson-25	Rodman-18	Johnson-6	Malone-29	19,911
Jan 7	@L.A. Clippers	W 103-88	10-5	8-5	18-10	Robinson-27	Rodman-22	Johnson-7	Vaught-29	8,070
Jan 10	L.A. Clippers	W 108-97	11-5	8-5	19-10	Robinson-33	Rodman-21	Johnson-13	Dehere-22	15,729
Jan 12	Miami	W 113-108	12-5	8-5	20-10	Elliott-32	Rodman-22	Johnson-10	Willis-30	14,651
Jan 13	@Houston	L 100-103	12-5	8-6	20-11	Robinson-23	Robinson-10	Johnson-9	Olajuwon-47	16,611
Jan 15	Dallas	L 103-108	12-6	8-6	20-12	Robinson-43	Robinson-17	Johnson-7	Jackson-37	16,019
Jan 17	@Boston	W 101-92	12-6	9-6	21-12	Person-24	Rodman-18	Rivers-7	Radja-22	14,890
Jan 18	@Charlotte	L 110-111	12-6	9-7	21-13	Robinson-42	Rodman-10	Johnson-9	Johnson-24	23,698
Jan 20	@Miami	W 115-114(OT)	12-6	10-7	22-13	Robinson-26	Robinson-11	Johnson-9	Kice-24	14,687
								Robinson-9		
Jan 22	@Indiana	L 93-98	12-6	10-8	22-14	Robinson-34	Rodman-25	Anderson-4	Smita-16	16,672
								Johnson-4		
Jan 24	@Chicago	W 104-102(OT)	12-6	11-8	23-14	Robinson-30	Rodman-23	Johnson-8	Kukoc-28	22,414
Jan 26	Houston	W 103-100	13-6	11-8	24-14	Elliott-26	Rodman-22	Johnson-11	Olajuwon-36	33,360
Jan 28	Denver	W 103-77	14-6	11-8	25-14	Elliott-31	Rodman-17	Johnson-5	Pack-12	32,820
								Rivers-5		
Jan 31	@Sacramento	W 97-96	14-6	12-8	26-14	Robinson-23	Rodman-19	Johnson-8	Richmond-33	17,317
Feb 1	@Portland	W 111-107	14-6	13-8	27-14	Robinson-34	Rodman-19	Johnson-10	Strickland-24	12,888
Feb 3	@Dallas	W 114-103	14-6	14-8	28-14	Robinson-20	Robinson-20	Johnson-14	Jackson-22	17,502
Feb 4	Sacramento	W 97-96	15-6	14-8	19-14	Robinson-34	Rodman-22	Johnson-10	Abdelnaby-24	18,436
Feb 7	@Seattle	W 106-103	15-6	15-8	30-14	Robinson-31	Rodman-27	Johnson-6	Gill-24	15,803
Feb 8	@L.A. Lakers	L 99-115	15-6	15-9	30-15	Person-24	Rodman-10	Johnson-7	Peeler-26	14,175
Feb 14	Utah	W 112-96	16-6	15-9	31-15	Robinson-29	Rodman-9	Johnson-10	Benoit-24	18,490
							Robinson-9		Malone-24	

SPURS DAY BY DAY I

DATE	OPPONENT	SA-OPP	HOME	ROAD	TOTAL	HIGH PTS	HIGH REBS	HIGH ASTS	OPPONENT PTS	ATTEND
Feb 16	@Utah	L113-120	16-6	15-10	31-16	Elliott-22	Rodman-20	Johnson-4	Malone-34	19,911
Feb 18	Atlanta	W111-97	17-6	15-10	32-16	Del Negro-31	Rodman-18	Rivers-6	Norman-19	33,072
Feb 21	@Houston	W 99-97	17-6	16-10	33-16	Del Negro-23	Rodman-30	Johnson-8	Olajuwon-30	16,611
Feb 22	Phoenix	W105-100	18-6	16-10	34-16	Robinson-34	Rodman-24	Johnson-8	Dumars-34	20,443
Feb 26	Golden State	W129-99	20-6	16-10	36-16	Robinson-30	Rodman-22	Rodman-6	Alexander-23	29,014
								Del Negro-6		
								Johnson-6		
Feb 28	Cleveland	W100-83	21-6	16-10	37-16	Robinson-18	Rodman-21	Rivers-7	Brandon-17	15,546
Mar 3	Orlando	W112-11	22-6	16-10	38-16	Robinson-24	Rodman-20	Johnson-9	O'Neal-36	35,818
Mar 5	Houston	W124-103	23-6	16-10	39-16	Robinson-31	Rodman-27	Johnson-10	Olajuwon-25	35,818
Mar 7	Indiana	L100-117	23-7	16-10	39-17	Elliott-28	Rodman-14	Del Negro-5	Smits-35	17,665
								Johnson-5		
								Robinson-5		
Mar 9	@Cleveland	W100-98	23-7	17-10	40-17	Robinson-26	Rodman-10	Johnson-9	Brandon-24	20,562
Mar 10	@Philadelphia	W100-94	23-7	18-10	41-17	Robinson-33	Rodman-22	Johnson-8	Barros-24	16,575
Mar 12	@Orlando	L104-110	23-7	18-11	41-18	Robinson-34	Rodman-23	Johnson-6	Hardaway-31	16,010
Mar 14	Minnesota	W115-100	24-7	18-11	42-18	Robinson-24	Rodman-14	Johnson-10	Gugliotta-23	19,031
Mar 16	Philadelphia	W112-86	25-7	18-11	43-18	Robinson-26	Cummings-15	Johnson-13	Barros-17	17,660
Mar 18	Dallas	W116-106	26-7	18-11	44-18	Robinson-36	Rodman-14	Johnson-7	Mashburn-29	35,888
Mar 20	Seattle	W104-96	27-7	18-11	45-18	Robinson-24	Person-11	Elliott-6	Kemp-23	19,798
							Reid-11			
Mar 22	@New Jersey	W102-85	27-7	19-11	46-18	Robinson-22	Robinson-9	Johnson-11	Gilliam-21	20,048
							Reid-9			
Mar 24	@Minnesota	W111-97	27-7	20-11	47-18	Robinson-29	Robinson-13	Johnson-12	Gugliotta-22	15,112
Mar 25	@Milwaukee	W113-105	27-7	21-11	48-18	Robinson-27	Robinson-12	Johnson-10	Robinson-28	16,633
Mar 27	@Detroit	W114-93	27-7	22-11	49-18	Robinson-40	Robinson-12	Johnson-9	Houston-24	16,084
Mar 29	L.A. Lakers	W107-84	28-7	22-11	50-18	Robinson-30	Cummings-16	Del Negro-7	Ceballos-17	18,027
							Robinson-16	Johnson-7		
Mar 31	Milwaukee	W118-102	29-7	22-11	51-18	Robinson-26	Robinson-10	Johnson-11	Robinson-31	32,107
							Reid-10			
Apr 2	Phoenix	W109-106	30-7	22-11	52-18	Elliott-30	Robinson-14	Johnson-10	Barkley-45	35,888
Apr 4	@L.A. Clipper	W113-89	30-7	23-11	53-18	Robinson-27	Robinson-18	Johnson-6	Piatkowski-17	10,856
Apr 6	@Sacramento	W 96-94	30-7	24-11	54-18	Robinson-29	Cummings-15	Johnson-5	Richmond-24	17,317
Apr 8	@Golden State	W112-90	30-7	25-11	55-18	Robinson-36	Cummings-11	Johnson-9	Rozier-26	15,025
								Rivers-9		
Apr 9	@L.A. Lakers	W101-87	30-7	25-11	56-18	Robinson-26	Robinson-18	Johnson-15	Ceballos-26	17,505
Apr 11	Portland	L71-91	30-8	26-11	56-19	Robinson-21	Robinson-12	Johnson-4	C. Robinson-23	19,011
Apr 12	@Phoenix	L111-115	30-8	26-12	56-20	Robinson-25	Cummings-11	Johnson-8	Barkley-24	19,023
Apr 14	Sacramento	W 98-88	31-8	26-12	57-20	Robinson-32	Robinson-16	Richmond-22		25,130
Apr 16	@Denver	W112-109(OT)	31-8	21-12	58-20	Robinson-42	Robinson-14	Robinson-5	Rogers-31	17,171
Apr 18	Denver	W107-96	32-8	27-12	59-20	Robinson-30	Rodman-13	Johnson-9	Rose-20	18,481
								Smith-20		
Apr 20	@Dallas	W112-111	32-8	28-12	60-20	Robinson-36	Robinson-13	Johnson-11	Tarpley-25	17,502
Apr 21	L.A. Clippers	W107-96	33-8	28-12	61-20	Elliott-21	Rodman-17	Johnson-9	Murray-21	25,501
Apr 23	@Minnesota	W 97-91	33-8	29-12	62-20	Person-20	Rodman-16	Johnson-12	Rider-25	18,872

SPURS DAY BY DAY II

NOVEMBER 1994 WON 6, LOST 7 (5-3 HOME, 1-4 ROAD)

DATE	RECORD	OPPONENT	1st	2nd	HT	3rd	4th	OT	FINAL	STREAK
11/04	0-1	GOLDEN ST.	39-28	33-29	72-57	22-33	24-33		118-123	(-5) L1
11/07	1-1	NEW JERSEY	22-16	33-26	65-42	32-29	18-25		106-96	(+9) W1
11/09	2-1	UTAH	27-25	25-24	52-49	26-28	31-24		109-101	(+8) W2
11/12	3-1	NEW YORK	27-21	30-22	57-43	18-21	26-18		101-82	(+19) W3
11/15	3-2	at Denver	21-37	23-21	43-58	34-22	42-22		112-99	(-13) L1
11/16	3-3	CHICAGO	27-20	24-22	51-42	20-25	23-25		92-94	(-2) L2
11/19	4-3	at Minnesota	35-19	23-20	58-39	33-26	18-36		109-101	(+8) W1
11/21	4-4	at New York	26-27	20-23	46-50	20-21	22-21		92-88	(-4) L1
11/23	5-4	PORTLAND	26-25	21-26	47-51	31-30	24-32		110-105	(+5) W1
11/25	5-5	SEATTLE	16-36	27-25	43-61	28-21	23-32		94-114	(-20) L1
11/26	5-6	Phoenix	25-27	26-29	51-56	34-21	23-34		108-111	(-3) L3
11/28	6-6	MINNESOTA	26-20	23-20	49-40	21-18	22-30		92-88	(+4) W1
11/30	6-7	Seattle	23-30	26-32	48-62	27-25	25-22		100-109	(-9) L1

DECEMBER 1994 WON 9, LOST 3 (5-2 HOME, 4-1 ROAD)

DATE	RECORD	OPPONENT	1st	2nd	HT	3rd	4th	OT	FINAL	STREAK
12/02	7-7	Portland	22-24	20-29	42-53	26-16	27-22		95-91	(+4) W1
12/06	7-8	DALLAS	30-23	26-30	56-53	27-30	29-29	9-12	121-124	(-3) L1
12/08	7-9	UTAH	18-27	29-20	47-47	26-20	22-28	8-11	114-117	(-3) L2
12/10	8-9	Houston	31-29	30-21	61-50	28-25	19-21		108-96	(+12) W1
12/12	9-9	WASHINGTON	32-24	25-22	57-46	42-23	23-32		122-101	(+21) W2
12/14	10-9	BOSTON	41-22	23-36	64-58	25-27	33-25		122-110	(+12) W3
12/17	11-9	LAKERS	28-29	23-25	51-54	31-19	34-29		116-102	(+14) W4
12/21	12-9	Denver	26-22	26-34	52-56	39-29	20-12		111-97	(+14) W5
12/23	13-9	HOUSTON	30-22	21-25	51-47	19-28	28-21		98-96	(+1) W6
12/27	14-9	CHARLOTTE	30-33	33-15	63-48	32-33	24-27		119-108	(+11) W7
12/29	14-10	Atlanta	34-26	26-23	60-49	23-27	25-32	13-19	121-127	(-6) L1
12/30	15-10	Washington	30-27	35-24	65-51	28-25	22-25		115-101	(+14) W1

JANUARY 1995 WON 11, LOST 4 (4-1 HOME, 7-3 ROAD)

DATE	RECORD	OPPONENT	1st	2nd	HT	3rd	4th	OT	FINAL	STREAK
01/03	16-10	Golden State	19-22	31-27	50-49	21-25	20-12		91-86	(+5) W2
01/05	17-10	Utah	31-30	20-17	51-47	33-28	20-28		104-103	(+1) W3
01/07	18-10	LA Clippers	33-18	22-28	55-46	18-19	30-23		103-88	(+15) W4
01/10	19-10	LA CLIPPERS	26-37	28-13	54-50	25-31	29-16		108-97	(+11) W5
01/12	20-10	MIAMI	26-31	31-21	57-52	28-29	28-27		113-108	(+5) W6
01/13	20-11	Houston	27-35	30-23	57-58	20-27	23-18		100-103	(-3) L1
01/15	20-12	DALLAS	20-25	32-25	52-50	23-28	28-30		103-108	(-5) L2
01/17	21-12	Boston	22-15	35-29	57-44	16-25	28-23		101-92	(+9) W1
01/18	21-13	Charlotte	29-23	23-36	52-59	28-38	30-14		110-111	(-1) L1
01/20	22-13	Miami	23-24	23-34	46-58	32-18	25-27	12-11	115-114	(+1) W1
01/22	22-14	Indiana	19-27	28-29	47-56	20-21	26-21		93-98	(-5) L1
01/24	23-14	Chicago	28-19	12-21	40-40	34-26	19-27	11-9	104-102	(+2) W1
01/26	24-14	HOUSTON	24-24	24-24	48-48	29-27	26-25		103-100	(+3) W2
01/28	25-14	DENVER	23-20	33-16	56-36	17-20	30-21		103-77	(+20) W3
01/31	26-14	Sacramento	24-24	27-25	51-49	20-20	26-27		97-96	(+1) W4

FEBRUARY 1995 WON 11, LOST 2 (7-0 HOME, 4-2 ROAD)

DATE	RECORD	OPPONENT	1st	2nd	HT	3rd	4th	OT	FINAL	STREAK
02/01	27-14	Portland	31-25	22-25	53-50	27-30	31-27		111-107	(+4) W5
02/03	28-14	Dallas	30-25	28-20	58-46	31-22	25-30		114-103	(+11) W6
02/04	29-14	SACRAMENTO	36-30	23-21	59-51	19-32	19-13		97-96	(+1) W7
02/07	30-14	Seattle	29-25	29-35	58-58	28-32	20-13		106-103	(+3) W8
02/08	30-15	LA Lakers	26-28	26-29	52-57	22-20	25-38		99-115	(-16) L1
02/14	31-15	UTAH	32-33	27-19	59-52	26-25	27-19		112-96	(+16) W1
02/16	31-16	Utah	30-29	19-31	49-60	32-30	32-30		113-120	(-7) L1
02/18	32-16	ATLANTA	30-34	30-21	60-55	28-17	23-25		111-97	(+14) W1
02/21	33-16	Houston	30-18	29-22	59-40	27-33	12-24		98-97	(+1) W2
02/22	34-16	PHOENIX	23-24	30-32	53-56	21-27	31-17		105-100	(+5) W3
02/24	35-16	DETROIT	27-28	27-25	54-53	32-28	28-16		114-97	(+17) W4
02/26	36-16	GOLDEN ST.	36-28	29-31	65-59	36-20	28-20		129-99	(+30) W5
02/28	37-16	CLEVELAND	20-21	25-14	45-35	29-23	26-25		100-83	(+17) W6

DAY BY DAY II

MARCH 1995		WON 14,	LOST 2	(8-1 HOME, 6-1 ROAD)						
DATE	RECORD	OPPONENT	1st	2nd	HT	3rd	4th	OT	FINAL	STREAK
03/03	38-16	ORLANDO	30-29	34-25	64-54	33-29	15-28		112-111	(+1) W7
03/05	39-16	HOUSTON	29-21	30-22	59-43	33-31	32-29		124-103	(+21) W8
03/07	39-17	INDIANA	23-36	25-23	48-59	24-25	28-33		100-117	(-17) L1
03/09	40-17	Cleveland	28-15	18-26	46-41	32-33	22-24		100-98	(+2) W1
03/10	41-17	Philadelphia	25-15	21-29	46-44	33-25	21-25		100-94	(+6) W2
03/12	41-18	Orlando	25-22	28-25	53-47	24-30	27-33		104-110	(-6) L1
03/14	42-18	MINNESOTA	29-21	26-28	55-49	32-22	28-29		115-100	(+15) W1
03/16	43-18	PHILADELPHIA	34-23	27-23	61-46	35-16	16-24		112-86	(+26) W2
03/18	44-18	DALLAS	33-30	27-30	60-60	28-24	28-22		116-106	(+10) W3
03/20	45-18	SEATTLE	33-22	19-25	52-47	32-27	20-22		104-96	(+8) W4
03/22	46-18	New Jersey	31-18	24-24	55-42	21-29	26-14		102-85	(+17) W5
03/24	47-18	Minnesota	30-28	29-22	59-50	31-17	21-30		111-97	(+14) W6
03/25	48-18	Milwaukee	27-35	34-25	61-60	27-23	25-22		113-105	(+8) W7
03/27	49-18	Detroit	32-17	29-28	61-45	27-29	26-19		114-93	(+21) W8
03/29	50-18	LA LAKERS	21-17	24-23	45-40	27-19	35-25		107-84	(+23) W9
03/31	51-18	MILWAUKEE	36-22	25-25	61-47	29-31	28-24		118-102	(+16) W10

APRIL 1995		WON 11,	LOST 2	(4-1 HOME, 7-1 ROAD)						
DATE	RECORD	OPPONENT	1st	2nd	HT	3rd	4th	OT	FINAL	STREAK
04/02	52-18	PHOENIX	28-23	27-28	55-51	29-33	25-22		109-106	(+3) W11
04/04	53-18	LA Clippers	21-22	29-32	50-54	30-16	33-19		113-89	(+24) W12
04/06	54-18	Sacramento	23-26	21-31	44-57	29-19	23-18		96-94	(+2) W13
04/08	55-18	Golden State	29-36	35-19	64-55	28-26	20-18		112-99	(+13) W14
04/09	56-18	LA Lakers	31-21	23-16	54-37	28-28	19-22		101-87	(+14) W15
04/11	56-19	PORTLAND	19-24	19-18	38-42	10-22	23-27		71-91	(-20) L1
04/12	56-20	Phoenix	28-29	33-32	61-61	24-24	26-30		111-115	(-4) L2
04/14	57-20	SACRAMENTO	24-23	28-22	52-45	23-28	23-15		98-88	(+10) W1
04/16	58-20	Denver	29-32	24-32	53-64	28-13	20-24	11-8	112-109	(+3) W2
04/18	59-20	DENVER	20-28	35-17	55-45	26-27	26-24		107-96	(+11) W3
04/20	60-20	Dallas	42-33	22-31	64-64	21-16	27-31		112-111	(+1) W4
04/21	61-20	LA CLIPPERS	28-22	29-15	57-37	26-25	24-34		107-96	(+11) W5
04/23	62-20	Minnesota	22-24	26-23	48-47	29-18	20-26		97-91	(+6) W6

SPURS SHORTS

In November of 1981, Spurs star George Gervin was injured and backup Ron Brewer was called on to start three games for the Spurs...in his first start Brewer scored a career-high 39 points as the Spurs beat Cleveland 128-102...in start number two he turned in a new career-high with 40 points as the Spurs knocked of New York 103-96...and then in his third start Brewer got his third straight career-high with 44 points as the Spurs beat LA 128-102...Iceman was back for the next game and thanked Brewer by scoring 47 points.

MAGIC

1 0 5 . 3

**THE BEST MIX OF THE
70'S, 80'S, & 90'S WITH**

SONNY MELENDREZ,

MEGAN BISHOP &

STAN KELLY,

" THE VOICE OF THE SPURS."

5:30 To 9 Weekdays

MISCELLANEOUS STATS

	Record	Home	Road	OT
OVERALL	62-20	33-8	29-12	3-3
vs. Atlantic	12-2	7-0	5-2	1-0
vs. Central	9-5	5-2	4-3	1-1
EASTERN	21-7	12-2	9-5	2-1
Midwest	20-6	10-3	10-3	1-2
Pacific	21-7	11-3	10-4	-
WESTERN	41-13	21-6	20-7	1-2

PROBABLE STARTERS

G - 6	Avery Johnson	13.4 ppg	8.1 apg
G - 15	Vinny Del Negro	12.5 ppg	3.0 apg
F - 32	Sean Elliott	18.1 ppg	3.5 rpg
F - 34	Terry Cummings	6.8 ppg	5.0 rpg
C - 50	David Robinson	27.6 ppg	10.8 rpg

HEAD COACH: Bob Hill

CAREER RECORD:	195-174	.528
RECORD WITH THE SPURS:	62-20	.756

SPURS CURRENT STREAKS:

Current Streak:	Won 6
Last Win:	97-91 at Minnesota on 4/23/95
Last Loss:	115-111 at Phoenix on 4/12/95
Longest Win Streak:	15 Games (franchise record)
Longest Losing Streak:	2 Games

HOME STREAKS:

Current Streak:	Won 3
Last Win:	107-96 vs. the LA Clippers on 4/21/95
Last Loss:	91-71 vs. Portland On 4/11/95
Longest Win Streak:	11 Games
Longest Losing Streak:	2 Games

POINT DIFFERENTIAL:

MARGINS:	1	2	3	4	5	6	7	8	9	10	11	12	13	14	15	16	17	18	19	20	21	23	24	26	30
Won By:	7	4	4	3	4	2		4	2	2	5	2	1	6	2	2	3		1		3	1	1	2	1
Lost By:	1	1	4	2	3	2	1		1				1			1	1			2					

MONTH BY MONTH RECORD:

November:	6-7 (5-3 home, 1-4 road)
December:	9-3 (5-2 home, 4-1 road)
January:	11-4 (4-1 home, 7-3 road)
February:	11-2 (7-0 home, 4-2 road)
March:	14-2 (8-1 home, 6-1 road)
April:	11-2 (4-1 home, 7-1 road)

SPURS LAST SEASON:

Spurs after 80 in 1993-94:	54-26
Spurs after 81 in 1993-94:	54-27
Spurs after 82 in 1993-94:	55-27

ROAD STREAKS:

Current Streak:	Won 3
Last Win:	97-91 at Minnesota on 4/23/95
Last Loss:	115-111 at Phoenix on 4/12/95
Longest Win Streak:	8 Games (franchise record)
Longest Losing Streak:	3 Games

SPURS ATTENDANCE:

	GAMES	TOTAL	AVG.	SELLOUTS
Home:	41	920,413	22,449	14
Road:	41	688,073	16,782	
Total:	82	1,608,486	19,591	

THE SPURS RECORD WHEN THE SPURS...

SITUATION

Lead After First Quarter:	41-7
Trail After First Quarter:	19-13
Tied After First Quarter:	2-0
Lead at Halftime:	48-6
Trail at Halftime:	10-12
Tied at Halftime:	4-2
Lead After Three Quarters:	51-4
Trail After Three Quarters:	9-12
Tied After Three Quarters:	2-4
vs. Teams .500 or Better:	27-18
vs. Teams Under .500:	35-2
Shoot Under 44% From The Field:	14-5
Shoot Between 45-49% From The Field:	19-9
Shoot Between 50-54% From The Field:	22-5
Shoot Between 55-59% From The Field:	5-1
Shoot 60% Or Better From The Field:	2-0

OVERALL

41-7
19-13
2-0
48-6
10-12
4-2
51-4
9-12
2-4
27-18
35-2
14-5
19-9
22-5
5-1
2-0

HOME

19-4
10-5
1-0
28-4
3-3
2-1
27-2
5-4
1-2
16-7
17-1
7-2
10-3
12-2
3-1
1-0

AWAY

19-4
9-8
1-0
20-2
7-9
2-1
24-2
4-8
1-2
11-11
18-1
7-3
9-6
10-3
2-0
1-0

TIMES EACH PLAYER HAS LED TEAM:

PLAYER	POINTS	REBOUNDS	ASSISTS	BLOCKS	STEALS
ROBINSON	64	35	9	73	32
ELLIOTT	9	-	1	6	16
DEL NEGRO	3	-	4	1	14
PERSON	4	1	-	3	9
JOHNSON	2	-	71	3	30
ANDERSON	-	-	3	2	4
REID	-	8	-	6	11
CUMMINGS	-	6	-	3	5
RODMAN	-	42	1	2	7
RIVERS	-	-	4	4	13
HALEY	-	-	-	-	1

MISCELLANEOUS STATS

SPURS STARTING LINEUPS

GUARD	GUARD	FORWARD	FORWARD	CENTER	GAMES	W-L	PCT.
1) Johnson	Del Negro	Person	Reid	Robinson	1	1-0	1.000
1) Johnson	Del Negro	Elliott	Reid	Cummings	1	1-0	1.000
1) Johnson	Anderson	Elliott	Rodman	Robinson	1	1-0	1.000
2) Johnson	Del Negro	Elliott	Cummings	Robinson	19	17-2	.895
3) Johnson	Del Negro	Elliott	Rodman	Robinson	25	21-4	.840
4) Johnson	Del Negro	Elliott	Reid	Robinson	25	16-9	.640
5) Johnson	Anderson	Elliott	Reid	Robinson	10	5-5	.500

THE SPURS RECORD WHEN THE SPURS...

SITUATION	OVERALL	HOME	AWAY
Outrebound Their Opponent:	45-11	27-3	18-8
Are Outrebounded By Opponent:	13-8	3-5	10-3
Better FG % Than Their Opponent:	44-8	22-4	22-4
Lower FG % Than Their Opponent:	18-12	11-4	7-8
Better FT % Than Their Opponent:	40-7	23-3	17-4
Lower FT % Than Their Opponent:	20-13	9-5	11-8
Make More FTs Than Their Opponent:	46-11	29-5	17-6
Make Fewer FTs Than Their Opponent:	11-9	4-3	7-6
Make More 3-PT FGs Than Their Opponent:	31-7	15-1	16-6
Make Fewer 3-PT FGs Than Their Opponent:	27-12	15-6	12-6
Have More Assists Than Their Opponent:	40-4	20-3	20-1
Have Fewer Assists Than Their Opponent:	20-15	12-5	8-10
Have More Blocks Than Their Opponent:	34-11	17-6	17-5
Have Fewer Blocks Than Their Opponent:	24-9	12-2	12-7
Have More Turnovers Than Their Opponent:	33-14	18-4	15-10
Have Fewer Turnovers Than Their Opponent:	25-4	13-3	12-1
Bench Outscores Their Opponent's Bench:	33-6	18-1	15-5
Bench Is Outscored By Opponent's Bench:	27-13	17-7	14-6
When The Spurs Score 100 or More:	52-14	29-6	23-8
When The Spurs Score Under 100:	10-6	4-2	6-4
When Opponents Score 100 or More:	26-16	15-6	11-10
When Opponents Score Under 100:	36-4	18-2	18-2

GAMES MISSED DUE TO INJURIES, SICKNESS & SUSPENSIONS

Player	Games Missed	Dates	Record	Injury
Moses Malone	54	01/10-present	45-9	Ruptured long peroneal tendon, right leg
Julius Nwosu	46	12/10-03/18	38-8	Stress fracture, right tibia
Dennis Rodman	17	11/04-12/12	8-9	Suspended list
	14	03/20-4/12	12-2	Separated AC joint, right shoulder
Willie Anderson	14	11/26-12/30	9-5	Strained right elbow
	3	01/14-3/22	3-0	Strained right elbow
Vinny Del Negro	6	11/12-11/23	3-3	Stress reaction, right fibula
	1	01/28	1-0	Viral respiratory inflammation
Terry Cummings	5	11/25-12/05	2-3	Bruised ribs
Chris Whitney	5	12/30-1/12	5-0	Strained left groin
Sean Elliott	1	12/30	1-0	Dislocated right index finger
David Robinson	1	01/12	1-0	Muscle strain - lower back
Chuck Person	1	01/28	1-0	Inflammation, right knee
TOTAL GAMES MISSED	159			

SPURS BY THE NUMBERS

PLAYER	GAMES	10+ PTS	20+ PTS	30+ PTS	40+PTS	DOUBLE-DOUBLES
David Robinson	81	81	68	38	6	52
Sean Elliott	81	76	31	4	-	-
Avery Johnson	82	61	9	-	-	22
Vinny Del Negro	75	45	15	1	-	-
Chuck Person	81	43	9	-	-	1
JR Reid	81	24	-	-	-	5
Terry Cummings	76	23	-	-	-	7
Dennis Rodman	49	15	-	-	-	14
Willie Anderson	39	8	-	-	-	-
Doc Rivers	60	7	-	-	-	-
Jack Haley	31	1	-	-	-	-

TOP PERFORMANCES

SPURS INDIVIDUAL SINGLE GAME HIGHS

POINTS (30 or more)

1.	David Robinson	43	vs. DALLAS	01/15/95	Mavs 108-103
2.	David Robinson	42	four times: latest at Denver at Detroit	04/16/95 03/27/95	Spurs 112-109 Spurs 114-93
3.	David Robinson	40	vs. DETROIT	02/24/95	Spurs 114-97
4.	David Robinson	37	four times: latest at Dallas	04/21/95	Spurs 112-111
5.	David Robinson	36	vs. NEW YORK	11/12/94	Spurs 101-82
6.	David Robinson	35	six times: latest at Orlando	03/12/95	Magic 110-104
7.	David Robinson	34	three times: latest at Philadelphia	03/10/95	Spurs 100-94
8.	David Robinson	33	four times: latest vs. SACRAMENTO	04/14/95	Spurs 98-88
9.	David Robinson	32	vs. Miami	01/12/95	Spurs 113-108
10.	Sean Elliott	32	two times: latest vs. DENVER	01/28/95	Spurs 103-77
	David Robinson	31	two times: latest vs. HOUSTON	03/05/95	Spurs 124-103
	Vinny Del Negro	31	vs. ATLANTA	02/18/95	Spurs 111-97
11.	David Robinson	30	nine times: latest vs. DENVER	04/18/95	Spurs 107-96
	Sean Elliott	30	vs. PHOENIX	04/02/95	Spurs 109-106

REBOUNDS (20 or more)

1.	Dennis Rodman	30	at Houston	02/21/95	Spurs 98-97
2.	Dennis Rodman	27	two times: latest vs. HOUSTON	03/05/95	Spurs 124-103
3.	Dennis Rodman	25	at Indiana	01/22/95	Pacers 98-93
4.	Dennis Rodman	24	vs. PHOENIX	02/22/95	Spurs 105-100
5.	Dennis Rodman	23	two times: latest at Orlando	03/12/95	Orlando 110-104
6.	Dennis Rodman	22	six times: latest at Philadelphia	03/10/95	Spurs 100-94
7.	Dennis Rodman	21	three times: latest vs. CLEVELAND	02/28/95	Spurs 100-83
8.	Dennis Rodman	20	four times: latest vs. ORLANDO	03/03/95	Spurs 112-111
	David Robinson	20	at Denver	11/15/94	Nuggets 112-99

ASSISTS

1.	Avery Johnson	16	vs. DALLAS	12/06/94	Mavs 124-121
2.	Avery Johnson	15	two times: latest at the Lakers	04/09/95	Spurs 101-87
3.	Avery Johnson	14	at Dallas	02/03/95	Spurs 114-103

STEALS

1.	David Robinson	5	at Houston	01/13/95	Rockets 103-100
	J.R. Reid	5	at New York	11/21/94	Knicks 92-88
	Doc Rivers	5	vs. DENVER	04/18/95	Spurs 107-96
2.	David Robinson	4	seven times: latest vs. MILWAUKEE	03/31/95	Spurs 118-102
	Avery Johnson	4	three times: latest at Miami	01/20/95	Spurs 115-114
	also 4 by Willie Anderson (11/23/94), Sean Elliott (01/20/95) and Doc Rivers, twice, latest (04/08/95)				

BLOCKS

1.	David Robinson	7	four times: latest at the Lakers	04/09/95	
2.	David Robinson	6	six times: latest vs. SEATTLE	03/20/95	
3.	David Robinson	5	13 times: latest at Denver	04/16/95	
FGM:	18	by David Robinson twice, latest at Golden State		04/08/95	
FGA:	32	by David Robinson vs. DALLAS		01/15/95	
3PT-FGM:	8	by Chuck Person at Washington		12/30/94	
3PT-FGA:	13	by Chuck Person at Washington		12/30/94	
FTM:	18	by David Robinson vs. PORTLAND		11/23/94	
FTA:	23	by David Robinson vs. DETROIT		02/24/95	
OFF. REBS:	14	by Dennis Rodman; two times latest at Chicago		01/24/95	
DEF. REBS:	19	three times: latest by Dennis Rodman vs. PHOENIX		02/22/95	
TURNOVERS:	9	by David Robinson at Houston		02/21/95	
MINUTES:	52	by David Robinson at Denver		04/16/95	

OPPONENTS INDIVIDUAL SINGLE GAME HIGHS

POINTS

1.	Hakeem Olajuwon	47	at Houston	01/13/95	Rockets 103-100
2.	Charles Barkley	45	vs. PHOENIX	04/02/95	Spurs 109-106
3.	Jimmy Jackson	37	vs. DALLAS	01/15/95	Mavs 108-103

REBOUNDS

1.	Dikembe Mutombo	20	at Denver	04/16/95	Spurs 112-109
2.	Buck Williams	18	vs. PORTLAND	11/23/94	Spurs 110-105
	Charles Barkley	18	at Phoenix	04/12/95	Suns 115-111

ASSISTS

1.	Elliott Perry	16	vs. Phoenix	11/26/94	Suns 111-108
2.	Tyrone Bogues	15	at Charlotte	01/18/95	Hornets 111-110

STEALS:

5 five times: latest by Tom Gugliotta vs. MINNESOTA

BLOCKS:

8 by Dikembe Mutombo at Denver

FGM: 21

by Hakeem Olajuwon at Houston

FGA: 35

by Hakeem Olajuwon at Houston

3PT-FGM:

5 two times: latest by Allan Houston vs. DETROIT

3PT-FGA:

11 by Jamal Mashburn vs. DALLAS

FTM: 12

twice: latest by Jeff Hornacek at Utah

FTA: 15

two times: latest Clifford Robinson vs. PORTLAND

OFF. REBS:

8 two times: latest by Elden Campbell vs. LAKERS

DEF. REBS:

14 twice, latest, Dino Radja at Boston

TURNOVERS:

7 by Tim Hardaway vs. GOLDEN ST.

MINUTES:

50 by Karl Malone vs. UTAH

TEAM HIGHS AND LOWS

SPURS HIGHS

Field Goals	54 vs. Golden St. (2/26)
Field Goal Att.	96 vs. Golden St. (2/26)
Field Goal Pct.	.623 (48-77) at Golden State (4/8)
3-Point FGs	11 vs. Milwaukee (3/31)
3-Point FGs Att.	22, five times, last vs. Mil. (3/31)
3-Point FG Pct.	.625 vs. Miami (1/12)
Free Throws	41 vs. Portland (11/23)
Free Throws Att.	55, twice, last at Minnesota (3/24)
Free Throw Pct.	.958 at Philadelphia (3/10)
Off. Rebounds	23 at Houston (2/21)
Def. Rebounds	48 vs. Lakers (3/29)
Total Rebounds	64 vs. Lakers (3/29)
Assists	36 at Golden State (4/8)
Personal Fouls	37 at Denver (11/15)
Steals	15 vs. Denver (4/18)
Turnovers	23, twice, last at LA Clippers (1/7)
Blocked Shots	13 at LA Lakers (4/9)
Points	129 vs. Golden St. (2/26)
After Three Qtrs.	101 vs. Golden St. (2/26)
At Halftime	73 vs. Golden State (11/04)
After One Qtr.	42 at Dallas (4/20)
In A Quarter	42, twice, last at Dallas (4/20, 1st)
Biggest Win	30 vs. Golden St. (2/26)

SPURS LOWS

Field Goals	23 vs. Portland (4/11)
Field Goal Att.	68, twice, last vs. Portland (11/23)
Field Goal Pct.	.307 (23-75) vs. Portland (4/11)
3-Point FGs	0 at Seattle (11/30)
3-Point FG Att.	5, twice, last vs. Denver (1/28)
3-Point FG Pct.	.000 at Seattle (11/30)
Free Throws	7 at Golden State (1/03)
Free Throws Att.	10 at Golden State (1/03)
Free Throw Pct.	.538 (7-13) at Dallas (4/20)
Off. Rebounds	4 at Portland (12/02)
Def. Rebounds	20 vs. Indiana (3/7)
Total Rebounds	28 vs. Indiana (3/7)
Assists	9 vs. Portland (4/11)
Personal Fouls	16 vs. Boston (12/14)
Steals	2 vs. New Jersey (11/07)
Turnovers	7 vs. Dallas (3/18)
Blocked Shots	0, twice, last at Houston (1/13)
Points	71 vs. Portland (4/11)
After Three Qtrs.	48 vs. Portland (4/11)
At Halftime	38 vs. Portland (4/11)
After One Qtr.	16 vs. Seattle (11/25)
In A Quarter	10 vs. Portland (3rd) (4/11)
Biggest Loss	20, twice, latest vs. Port. (4/11)

OPPONENTS HIGHS

Field Goals	50 vs. Dallas (12/06)
Field Goals Att.	108 vs. Dallas (12/06)
Field Goal Pct.	.582 at LA Lakers (2/8)
3-Point FGs	12, twice, last vs. Houston (3/5)
3-Point FG Att.	27 vs. Houston (3/5)
3-Point FG Pct.	.700 (7-10) vs. Minnesota (3/14)
Free Throws	38 at Utah (2/16)
Free Throws Att.	50 at Denver (11/15)
Free Throw Pct.	.926 (34-84) vs. LA Clippers (4/21)
Off. Rebounds	32 at New Jersey (3/22)
Def. Rebounds	38 vs. Portland (4/11)
Total Rebounds	62, twice, last at New Jersey (3/22)
Assists	35 at Phoenix (11/26)
Personal Fouls	37 vs. Utah (12/08)
Steals	14 at LA Clippers (1/7)
Turnovers	26 vs. Denver (4/18)
Blocked Shots	11 vs. Philadelphia (3/16)
Points	127 at Atlanta (12/29)
After Three Qtrs.	97 at Charlotte (1/18)
At Halftime	64 at Denver (4/16)
After One Qtr.	37, twice, last vs. Clippers (1/10)
In A Quarter	37, twice, last vs. Clippers, 1st (1/10)

OPPONENTS LOWS

Field Goals	28 vs. Denver (1/28)
Field Goal Att.	72, twice, last at Denver (12/21)
Field Goal Pct.	.320 (33-103) vs. New Jersey (3/22)
3-Point FGs	1, twice, last vs. Miami (1/12)
3-Point FG Att.	5 at Utah on (01/05)
3-Point FG Pct.	.091 (1-11) at Golden State (1/03)
Free Throws	7 at Golden State (4/8)
Free Throws Att.	9 at Portland (12/02)
Free Throw Pct.	.476 (10-21) vs. Sacramento (2/4)
Off. Rebounds	4 vs. Miami (1/12)
Def. Rebounds	17 vs. Boston (12/14)
Total Rebounds	28 vs. Golden St. (2/26)
Assists	10 at Washington (12/30)
Personal Fouls	14 at Minnesota (4/23)
Steals	3 at Miami (01/20)
Turnovers	4 vs. New Jersey (11/07)
Blocked Shots	1, three times, last vs. Utah (2/14)
Points	77 vs. Denver (1/28)
After Three Qtrs.	56 vs. Denver (1/28)
At Halftime	35 vs. Cleveland (2/28)
After One Qtr.	15, three times, last at Phila. (3/10)
In A Quarter	12 at Denver (12/21)

NBA HONOR ROLL

1995 NBA AWARD WINNERS

NBA Most Valuable Player:

IBM Coach of the Year:

Schick Rookie of the Year:

IBM Award:

NBA Defensive Player of the Year:

NBA Sixth Man:

NBA Most Improved Player:

Bousch & Lomb Court Vision:

Executive of the Year:

J. Walter Kennedy Citizenship:

David Robinson, San Antonio

Del Harris, L.A. Lakers

Grant Hill, Detroit (tie)

Jason Kidd, Dallas (tie)

David Robinson, San Antonio

Dikembe Mutombo, Denver

Anthony Mason, New York

Dana Barros, Philadelphia

Mugsy Bogues, Charlotte

Jerry West, L.A. Lakers

Joe O'Toole, Atlanta

1995 ALL-NBA TEAMS

FIRST TEAM

F-Karl Malone, Utah

F-Scottie Pippen, Chicago

C-David Robinson, San Antonio

G-John Stockton, Utah

G-Anfernee Hardaway, Orlando

SECOND TEAM

F-Charles Barkley, Phoenix

F-Shawn Kemp, Seattle

C-Shaquille O'Neal, Orlando

G-Gary Payton, Seattle

G-Mitch Raymond, Sacramento

THIRD TEAM

F-Detlef Schrempf, Seattle

F-Dennis Rodman, San Antonio

C-Hakeem Olajuwon, Houston

G-Reggie Miller, Indiana

G-Clyde Drexler, Houston

1995 NBA ALL-DEFENSIVE TEAMS

FIRST TEAM

F-Scottie Pippen, Chicago

F-Dennis Rodman, San Antonio

C-David Robinson, San Antonio

G-Gary Payton, Seattle

G-Mookie Blaylock, Atlanta

SECOND TEAM

F-Horace Grant, Orlando

F-Derrick McKey, Indiana

C-Dikembe Mutombo, Denver

G-John Stockton, Utah

G-Nate McMillan, Seattle

1995 NBA ALL-ROOKIE TEAMS

FIRST TEAM

Jason Kidd, Dallas

Grant Hill, Detroit

Glenn Robinson, Milwaukee

Eddie Jones, L.A. Lakers

Brian Grant, Sacramento

SECOND TEAM

Juwon Howard, Washington

Eric Montruss, Boston

Wesley Person, Phoenix

Jalen Rose, Denver

Donyell Marshall, Golden St. (tie)

Sharone Wright, Philadelphia. (tie)

1995 ALL-INTERVIEW TEAMS

FIRST TEAM

Charles Barkley, Phoenix

Karl Malone, Utah

David Robinson, San Antonio

Doc Rivers, San Antonio

Reggie Miller, Indiana

George Karl, Seattle

SECOND TEAM

Grant Hill, Detroit

Joe Dumars, Detroit

Avery Johnson, San Antonio

Derek Harper, New York

Hershey Hawkins, Charlotte

Michael Jordan, Chicago (tie)

Buck Williams, Portland (tie)

Bill Fitch, L.A. Clippers

NBA ATTENDANCE

TEAM	HOME ATTENDANCE			ROAD ATTENDANCE		
	G	ATTEND	AVG	G	ATTEND	AVG
Atlanta Hawks	41	504,807	12,312	41	709,517	17,305
Boston Celtics	41	606,870	14,802	41	709,031	17,293
Charlotte Hornets	41	971,618	23,698	41	703,100	17,149
Chicago Bulls	41	926,278	22,592	41	710,605	17,332
Cleveland Cavaliers	41	833,850	20,338	41	643,013	15,683
Dallas Mavericks	41	678,433	16,547	41	695,075	16,953
Denver Nuggets	41	704,011	17,171	41	686,196	16,736
Detroit Pistons	41	719,090	17,539	41	672,434	16,401
Golden State Warriors	41	616,025	15,025	41	682,020	16,635
Houston Rockets	41	653,389	15,936	41	728,071	17,758
Indiana Pacers	41	655,028	15,976	41	687,858	16,777
Los Angeles Clippers	41	438,254	10,689	41	652,654	15,918
Los Angeles Lakers	41	591,125	14,418	41	684,770	16,702
Miami Heat	41	598,761	14,604	41	666,042	16,245
Milwaukee Bucks	41	670,720	16,359	41	688,935	16,803
Minnesota Timberwolves	41	603,518	14,720	41	637,209	15,542
New Jersey Nets	41	684,102	16,685	41	652,029	15,903
New York Knickerbockers	41	810,283	19,763	41	716,494	17,475
Orlando Magic	41	656,410	16,010	41	765,839	18,679
Philadelphia 76ers	41	507,809	12,386	41	665,856	16,240
Phoenix Suns	41	779,943	19,023	41	735,566	17,941
Portland Trail Blazers	41	529,759	12,921	41	662,400	16,156
Sacramento Kings	41	709,997	17,317	41	657,566	16,038
San Antonio Spurs	41	920,413	22,449	41	687,771	16,775
Seattle Superonics	41	633,748	15,457	41	692,103	16,881
Utah Jazz	41	811,159	19,784	41	663,452	16,182
Washington Bullets	41	701,084	17,100	41	660,878	16,119
Totals	1,107	18,516,484	16,727	1,107	18,516,484	16,727

SPURS SHORTS

On December 26, 1976, Spurs forward Larry Kenon set a NBA record that still stands today...in Kansas City, Kenon recorded 11 steals for an NBA single game record...numerous players have registered 10 steals, but Kenon is the only player ever to make 11 swipes in a game.

NBA LEADERS

SCORING AVERAGE

	G	FG	FT	PTS	AVG
O'Neal, Orl.	79	930	455	2315	29.3
Olajuwon, Hou.	72	798	406	2005	27.8
ROBINSON, S.A.	81	788	656	2238	27.6
Malone, Utah	82	830	516	2187	26.7
Mashburn, Dal.	80	683	447	1926	24.1
Ewing, N.Y.	79	730	420	1886	23.9
Barkley, Phi.	68	554	379	1561	23.0
Richmond, Sac.	82	668	375	1867	22.8
Rice, Mia.	82	667	312	1831	22.3
Robinson, Mil.	80	636	397	1755	21.9
Drexler, Por.-Hou.	76	571	364	1653	21.8
Pippen, Chi.	79	634	315	1692	21.4
C. Robinson, Por.	75	597	265	1601	21.3
Mourning, Cha.	77	571	490	1643	21.3
Hardaway, Orl.	77	585	356	1613	20.9
Payton, Sea.	82	685	249	1689	20.6
Sprewell, G.S.	69	490	350	1420	20.6
Barros, Phi.	82	571	347	1686	20.6
Rider, Min.	75	558	277	1532	20.4
Hill, Det.	70	508	374	1394	19.9

REBOUNDS PER GAME

	G	OFF	DEF	TOT	AVG
RODMAN, S.A.	49	274	549	823	16.8
Mutumbo, Den.	82	319	710	1029	12.5
O'Neal, Orl.	79	328	573	901	11.4
Ewing, N.Y.	79	157	710	867	11.0
Kemp, Sea.	82	318	575	893	10.9
Hill, Cle.	70	269	496	765	10.9
ROBINSON, S.A.	81	234	643	877	10.8
Olajuwon, Hou.	72	172	608	775	10.8
Malone, Utah	82	156	715	871	10.6
Jones, Dal.	80	329	515	844	10.6
Divac, LA-L	80	261	568	829	10.4
Baker, Mil.	82	289	557	846	10.3
Mourning, Cha.	77	200	561	761	9.9
Grant, Orl.	74	223	492	715	9.7
Vaught, LA-C	80	261	511	772	9.7
D. Davis, Ind.	74	259	437	696	9.4
Dudley, Por.	82	325	439	764	9.3
Polynice, Sac.	81	277	448	725	9.0
Mason, N.Y.	77	182	468	650	8.4
Williams, Dal.	82	291	399	690	8.4

ASSISTS PER GAME

	G	AST	AVG
Stockton, Utah	82	1011	12.3
Anderson, N.J.	72	680	9.4
Hardaway, G.S.	62	578	9.3
Strickland, Por.	64	562	8.8
Bogues, Cha.	78	675	8.7
Van Exel, LA-L	80	660	8.3
JOHNSON, S.A.	82	670	8.2
Richardson, LA-C	80	632	7.9
Blaylock, Atl.	80	616	7.7
Kidd, Dal.	79	607	7.7
Barros, Phi.	82	619	7.5
Jackson, Ind.	82	616	7.5
Skiles, Was.	62	452	7.3
Hardaway, Orl.	77	551	7.2
Payton, Sea.	82	583	7.1
Douglas, Bos.	65	446	6.9
Murdock, Mil.	75	482	6.4
Webb, Sac.	76	468	6.2
Coles, Mia.	68	416	6.1
Harper, N.Y.	80	458	5.7

FIELD GOAL PERCENTAGE

	FG	FGA	PCT
Gatling, G.S.	324	612	.633
O'Neal, Orl.	930	1594	.583
Grant, Orl.	401	707	.567
Thorpe, Hou.-Por.	385	681	.565
D. Davis, Ind.	324	576	.563
Muresan, Was.	303	541	.560
Mutumbo, Den.	349	628	.556
Kemp, Sea.	545	997	.547
Manning, Pho.	340	622	.547
Polynice, Sac.	376	691	.544

3-PT FIELD GOAL PERCENTAGE

	3FG	3GA	PCT
Kerr, Chi.	89	170	.524
Schrempf, Sea.	93	181	.514
Barros, Phi.	197	426	.464
Davis, N.Y.	131	288	.455
Stockton, Utah	102	227	.449
Hawkins, Cha.	131	298	.440
Person, Pho.	116	266	.436
Smith, Hou.	142	331	.429
Armstrong, Chi.	108	253	.427
Curry, Cha.	154	361	.427

FREE THROW PERCENTAGE

	FT	FTA	PCT
Webb, Sac.	226	242	.934
Price, Cle.	148	162	.914
Barros, Phi.	347	386	.899
Miller, Ind.	383	427	.897
Bogues, Cha.	160	180	.889
Skiles, Was.	179	202	.886
Abdul-Rauf, Den.	138	156	.885
Armstrong, Chi.	206	233	.884
Hornacek, Utah	284	322	.882
Jennings, G.S.	134	153	.876

BLOCKS PER GAME

	G	BLK	AVG
Mutumbo, Den.	82	321	3.91
Olajuwon, Hou.	72	242	3.36
Bradley, Phi.	82	274	3.34
ROBINSON, S.A.	81	262	3.23
Mourning, Cha.	77	235	2.92
O'Neal, Orl.	79	192	2.43
Divac, LA-L	80	174	2.18
Ewing, N.Y.	79	159	2.01
Outlaw, LA-C	81	151	1.86
Miller, Det.	64	116	1.81

STEALS PER GAME

	G	STL	AVG
Pippen, Chi.	79	232	2.94
Blaylock, Atl.	80	200	2.50
Payton, Sea.	82	204	2.49
Stockton, Utah	82	194	2.37
McMillan, Sea.	80	165	2.06
Jones, LA-L	64	131	2.05
Kidd, Dal.	79	151	1.91
Perry, Pho.	82	156	1.90
Olajuwon, Hou.	72	133	1.85
Barros, Phi.	82	149	1.82

FINAL NBA TEAM STATS

TEAM STATISTICS

TEAM	FIELD GOALS			3-PT FGS			FREE THROWS				REBOUNDS			MISCELLANEOUS				SCORING		
	MADE	ATT.	PCT.	MADE	ATT.	PCT.	MADE	ATT.	OFF.	DEF.	TOT.	AST	PF	DQ	STL	TO	BLK	PTS	AVG	
Orl.	3460	6899	.502	523	1412	.370	1648	2465	.669	1149	2457	3606	2281	1726	11	672	1297	488	9091	110.9
Phoe.	3356	6967	.482	584	1584	.369	1777	2352	.756	1027	2403	3430	2198	1839	10	687	1167	312	9073	110.6
Sea.	3310	6741	.491	491	1305	.376	1944	2564	.758	1068	2337	3405	2115	2067	21	917	1295	392	9055	110.4
S.A.	3236	6687	.484	434	1158	.375	1836	2487	.738	1029	2661	3690	1919	1871	11	656	1246	456	8742	106.6
Utah	3243	6339	.512	301	801	.376	1939	2483	.781	874	2412	3286	2256	2045	16	758	1289	392	8726	106.4
G.S.	3217	6873	.468	546	1602	.341	1687	2395	.704	1101	2371	3472	2017	1804	20	649	1497	391	8667	105.7
LA-L	3284	7088	.463	525	1492	.352	1523	2072	.735	1126	2316	3442	2307	1933	22	750	1243	563	8616	105.1
Hou.	3159	6579	.480	646	1757	.368	1527	2039	.749	880	2440	3320	2060	1714	10	721	1322	514	8491	103.5
Dall.	3227	7342	.440	386	1200	.322	1622	2210	.734	1514	2433	3947	1941	1811	17	579	1345	348	8462	103.2
Port.	3217	7134	.451	462	1266	.365	1555	2230	.697	1352	2443	3795	1846	2024	17	668	1212	467	8451	103.1
Bos.	3179	6847	.464	362	984	.368	1708	2268	.753	1156	2320	3476	1783	1975	21	612	1305	361	8428	102.8
Chi.	3191	6710	.476	443	1187	.373	1500	2065	.726	1106	2294	3400	1970	1962	20	797	1297	352	8325	101.5
Den.	3098	6461	.479	413	1160	.356	1700	2305	.738	1040	2402	3442	1836	2063	23	660	1381	585	8309	101.3
Miami	3144	6738	.467	436	1182	.369	1569	2133	.736	1092	2272	3364	1779	2000	25	662	1291	298	8293	101.1
Cha.	3051	6438	.474	560	1409	.397	1587	2042	.777	832	2395	3227	2072	1685	11	620	1224	399	8249	100.6
Wash.	3176	6899	.460	433	1264	.343	1457	2013	.724	1044	2219	3263	1749	1949	16	648	1301	404	8242	100.5
Milw.	3022	6586	.459	494	1349	.366	1608	2259	.712	1063	2187	3250	1737	1858	22	674	1393	359	8146	99.3
Ind.	2983	6248	.477	374	985	.380	1796	2390	.751	1051	2290	3341	1877	1939	16	703	1340	363	8136	99.2
Sac.	3025	6463	.468	359	1037	.346	1647	2317	.711	1073	2325	3398	1824	2040	15	650	1449	457	8056	98.2
Det.	3060	6633	.461	494	1396	.354	1439	1941	.741	958	2204	3162	1872	2151	24	705	1318	420	8053	98.2
N.Y.	2985	6394	.467	532	1446	.368	1552	2114	.734	929	2473	3402	2055	2102	22	591	1305	387	8054	98.2
N.J.	2939	6738	.436	414	1297	.319	1750	2305	.759	1213	2569	3782	1884	1844	18	544	1300	548	8042	98.1
LA-C	3060	6888	.444	331	1051	.315	1476	2079	.710	1064	2076	3140	1895	2152	19	787	1334	435	7927	96.7
Atl.	2986	6680	.447	539	1580	.341	1410	1948	.724	1104	2272	3376	1757	1804	13	738	1221	412	7921	96.6
Phil.	2949	6577	.448	355	936	.379	1567	2125	.737	1105	2230	3335	1566	1835	34	643	1355	576	7820	95.4
Minn.	2792	6219	.449	318	1016	.313	1824	2355	.775	883	2090	2973	1780	2074	14	609	1400	402	7726	94.2
Clev.	2756	6255	.441	398	1033	.385	1507	1982	.760	1045	2237	3282	1672	1694	11	630	1176	349	7417	90.5

OPPONENT STATISTICS

TEAM	FIELD GOALS			3-PT FGS			FREE THROWS				REBOUNDS			MISCELLANEOUS				SCORING			
	MADE	ATT.	PCT.	MADE	ATT.	PCT.	MADE	ATT.	OFF.	DEF.	TOT.	AST	PF	DQ	STL	TO	BLK	PTS	AVG	DIFF.	
Clev.	2803	6083	.461	396	1108	.357	1364	1801	.3757	851	2246	3097	1812	1770	14	556	1213	433	7366	89.8	+8.6
N.Y.	2800	6410	.437	397	1165	.341	1802	2449	.736	1021	2317	3338	1584	1907	21	639	1264	324	7799	95.1	+3.1
Atl.	3001	6485	.463	420	1212	.347	1394	1919	.726	1051	2391	3442	1733	1815	12	608	1359	320	7816	95.3	+1.3
Ind.	2921	6408	.456	475	1304	.364	1516	2089	.726	1048	2156	3204	1804	2058	24	691	1370	416	7833	95.5	+4.7
Chi.	3023	6399	.457	401	1150	.349	1682	2280	.738	1068	2252	3320	1713	1892	14	687	1485	369	7929	96.7	+4.8
Cha.	3088	6807	.454	429	1289	.333	1375	1859	.740	1102	2365	3467	1898	1859	20	535	1216	368	7980	97.3	+3.3
Utah	2845	6282	.453	546	1431	.382	1835	2477	.741	917	2125	3042	1713	2053	15	648	1353	429	8071	98.4	+8.0
Sac.	2964	6549	.453	377	1240	.304	1833	2473	.741	1145	2268	3413	1820	2031	18	756	1348	515	8138	99.2	-1.0
Port.	2951	6465	.456	442	1189	.372	1794	2380	.754	883	2295	3178	1789	1938	21	638	1302	405	8138	99.2	+3.8
Phil.	3100	6663	.465	467	1287	.363	1569	2057	.763	1143	2317	3460	1992	1859	22	712	1299	422	8236	100.4	-5.1
Den.	3050	6695	.456	419	1208	.347	1721	2296	.750	1021	2207	3228	1784	1956	24	644	1167	460	8240	100.5	+0.8
S.A.	3168	6974	.454	426	1251	.341	1491	2089	.714	1017	2303	3320	1878	2063	25	633	1182	408	8253	100.6	+6.0
N.J.	3182	6904	.461	440	1176	.374	1495	2073	.721	1056	2435	3491	1826	1911	21	733	1104	440	8299	101.2	-3.1
Hou.	3202	7061	.453	508	1345	.376	1407	1874	.751	1165	2386	3551	1940	1779	12	744	1274	365	8317	101.4	+2.1
Sea.	3008	6637	.453	520	1514	.343	1848	2514	.735	1064	2207	3271	1849	2024	17	652	1485	493	8384	102.2	+8.2
Miami	3092	6566	.471	511	1417	.361	1732	2340	.740	1036	2355	3391	1860	1896	21	656	1332	385	8427	102.8	-1.6
Minn.	3085	6509	.474	468	1243	.377	1820	2491	.731	1169	2305	3474	2069	1982	15	703	1323	512	8464	103.2	-9.0
Milw.	3287	6589	.493	491	1242	.395	1517	2081	.729	1014	2317	3351	2103	1971	18	770	1359	407	8504	103.7	-4.4
Orl.	3242	7093	.457	468	1239	.378	1560	2106	.741	1136	2226	3362	1986	1954	21	700	1234	367	8512	103.8	+7.1
Bos.	3303	6820	.484	375	1047	.358	1601	2225	.720	1064	2335	3399	1999	1927	17	653	1232	454	8582	104.7	-1.9
LA-L	3299	7050	.468	546	1294	.352	1580	2233	.708	1283	2474	3757	2203	1802	16	644	1390	489	8634	105.3	-0.2
Det.	3120	6558	.476	448	1235	.363	1963	2720	.722	1147	2432	3579	2013	1746	9	693	1286	439	8651	105.5	-7.3
LA-C	3207	6470	.496	358	1049	.370	1876	2503	.750	1083	2536	3619	1917	1905	9	693	1506	459	8678	105.8	-9.2
Dall.	3407	6982	.488	432	1181	.366	1454	1981	.734	1053	2379	3432	1991	1925	17	722	1250	402	8700	106.1	-2.9
Wash.	3246	6768	.480	438	1145	.383	1771	2135	.765	1107	2521	3628	1959	1775	13	701	1359	540	8701	106.1	-5.6
Phoe.	3320	6963	.477	525	1544	.340	1590	2318	.744	1038	2431	3469	2149	2026	22	658	1285	391	8755	106.8	+3.9
G.S.	3527	7233	.488	492	1384	.355	1565	2175	.720	1196	2527	3723	2345	2103	21	865	1326	412	9111	111.1	-5.4

AVG. & 3115 6682 .466 450 1255 .359 1635 2220 .737 1070 2338 3408 1916 1924 18 6791308 423 8315 101.4

SPURS 1995 PLAYOFF STATS

PLAYER	G	GS	FIELD GOALS			3-FT FGS			FREE THROWS			REBOUNDS			AST	PF	DQ	STL	TO	BLK	PTS	AVG	
			FG	FGA	PCT	FG	FGA	PCT	FT	FTA	PCT	OFF	DEF	TOT									
Robinson	15	15	623	129	289	446	1	5	.200	121	149	.812	57	125	182	47	63	1	22	56	39	380	25.3
Elliott	15	15	574	87	200	435	20	55	.364	66	85	.776	23	49	72	40	38	0	10	27	7	260	17.3
Johnson	15	15	575	91	176	517	0	1	.000	36	58	.621	9	23	32	125	29	0	20	30	6	218	14.5
Rodman	14	12	459	52	96	542	0	5	.000	20	35	.571	69	138	207	18	51	1	12	25	0	124	8.9
Del Negro	15	15	382	51	118	432	9	20	.450	20	24	.833	4	28	32	37	23	0	8	16	2	131	8.7
Rivers	15	0	318	37	95	389	17	46	.370	26	31	.839	3	26	29	24	40	0	14	18	9	117	7.8
Reid	15	1	209	29	59	492	0	0	—	33	39	.846	14	28	42	9	36	0	7	15	4	91	6.1
Person	15	0	258	27	77	351	13	45	.289	8	11	.727	2	25	27	8	22	0	4	6	7	75	5.0
Cummings	15	2	135	18	48	375	0	1	.000	22	30	.733	12	19	31	4	25	0	5	7	1	58	3.9
Anderson	11	0	97	9	20	450	0	1	.000	2	3	.667	5	7	12	10	12	0	5	8	0	20	1.8
Haley	4	0	13	1	7	143	0	0	—	1	2	.500	2	4	6	0	2	0	0	1	1	3	0.8
Nwosu	2	0	7	0	2	000	0	0	—	0	0	—	1	1	2	0	1	0	0	1	0	0	0.0
TEAM	15		3650	531	1187	447	60	179	.335	355	467	.760	201	473	674	322	342	2	107	220	76	1477	98.5
OPPONENTS	15		3650	521	1209	431	88	287	.307	276	376	.734	186	422	608	334	398	8	109	209	107	1406	93.7

PLAYER	SINGLE-GAME HIGHS								AVERAGE PER GAME								CAREER HIGHS (C=SET, T=TIED)							
	MIN	REB	AST	ST	TO	BL	PTS	MIN	REB	AST	STL	TO	BLK	PTS	FG	FGA	FT	FTA	REB	AST	PT			
Robinson	52	22	6	4	7	5	34	41.5	12.1	3.1	1.47	3.7	2.60	25.3	14C	27C	18	23	22C	11	36			
Elliott	49	9	5	2	4	2	26	38.3	4.8	2.7	0.67	1.8	0.47	17.3	9T	19C	14C	16C	11	8	26C			
Johnson	50	8	13	4	4	2	24	38.3	2.1	8.3	1.33	2.0	0.40	14.5	10C	18C	8C	12C	8T	15	24C			
Rodman	38	22	5	3	4	0	22	32.8	14.8	1.3	0.86	1.8	0.00	8.9	10T	16	6	10	22C	5C	23			
Del Negro	39	7	5	2	3	1	19	25.5	2.1	2.5	0.53	1.1	0.13	8.7	8	15C	5C	5C	7C	6	19T			
Rivers	33	5	5	4	4	2	16	21.2	1.9	1.6	0.93	1.2	0.60	7.8	14	19	15	16	13	22	34			
Reid	21	6	2	1	3	1	15	13.9	2.8	0.6	0.47	1.0	0.27	6.1	6	14	10C	11C	12	5	17			
Person	26	4	3	2	2	2	11	17.2	1.8	0.5	0.27	0.4	0.47	5.0	16	27	12	15	17	7	40			
Cummings	33	9	2	2	2	1	12	9.0	2.1	0.3	0.33	0.5	0.07	3.9	16	26	13	16	18	6	41			
Anderson	27	5	5	3	3	0	8	8.8	1.1	0.9	0.45	0.7	0.00	1.8	18	25	7	9	10	7	38			
Haley	5	2	0	0	1	1	2	3.3	1.5	0.0	0.00	0.3	0.25	0.8	2	4	2	2T	3	1	5			
Nwosu	4	1	0	0	1	0	0	3.5	1.0	0.0	0.00	0.5	0.00	0.0	0C	2C	0C	0C	1C	0C	0C			
TEAM	265	64	29	9	24	10	122	243.3	44.9	21.5	7.13	14.7	5.07	98.5	67	124	38C	48	75	51	152			
OPPONENTS	265	47	31	15	19	9	111	243.3	40.5	22.3	7.27	13.9	7.13	93.7	58	111	43	51	63	40	141			

SPURS SHORTS

Only two numbers have been retired in Spurs history...the first number retired was #13 that was worn by James Silas during his eight years with the Spurs...the other number hanging in the rafters at the Alamodome is #44, which was worn by George Gervin during his 12 seasons with the Silver and Black...the two stars scored 35,603 points in 1,557 regular season and playoff games with the Spurs in both the ABA and NBA.

HIGH GAMES

PLAYER	MINUTES	FIELD	FREE	- REBOUNDS -		TOTAL	ASSISTS	STEALS	TURNOVERS	BLOCKED	POINTS
		GOALS	THROWS	OFFENSIVE	DEFENSIVE					SHOTS	
WILLIE ANDERSON	27 MAY. 24 vs Hou.	3 (2) MAY. 24 vs Hou.	2 APR. 30 vs Den.	2 MAY. 24 vs Hou.	3 MAY. 24 vs Hou.	5 MAY. 24 vs Hou.	5 MAY. 24 vs Hou.	3 MAY. 24 vs Hou.	3 MAY. 30 vs Hou.	0	8 APR. 30 vs Den.
TERRY CUMMINGS	33 MAY. 14 at LA-L.	4 MAY. 30 vs Hou.	5 APR. 30 vs Den.	5 MAY. 14 at LA-L.	4 MAY. 14 at LA-L.	9 MAY. 14 at LA-L.	2 MAY. 24 at LA-L.	2 JUN. 1 at Hou.	2 MAY. 8 vs LA-L.	1 MAY. 28 at Hou.	12 MAY. 30 vs Hou.
VINNY DEL NEGRO	39 MAY. 28 at Hou.	7 (3) MAY. 28 at Hou.	5C MAY. 28 at Hou.	2 APR. 28 vs Den.	7 MAY. 28 at Hou.	7C MAY. 28 at Hou.	5 (2) MAY. 26 at Hou.	2 MAY. 16 vs LA-L.	3 MAY. 28 at Hou.	2 (2) MAY. 22 vs Hou.	19T (2) MAY. 28 at Hou.
SEAN ELLIOTT	49 MAY. 8 vs LA-L.	9T (2) MAY. 22 vs Hou.	14C MAY. 2 at Den.	3 (2) MAY. 28 at Hou.	6 (3) MAY. 28 at Hou.	9 (2) MAY. 28 at Hou.	5 (3) MAY. 24 vs Hou.	2 (2) MAY. 2 at Den.	4 (3) MAY. 30 vs Hou.	2 (3) JUN. 1 at Hou.	26C MAY. 18 at LA-L.
JACK HALEY	5 APR. 28 vs Den.	1 APR. 30 vs Den.	1 MAY. 30 vs Hou.	2 MAY. 28 at Hou.	2 APR. 28 vs Den.	2 (2) MAY. 28 at Hou.	0	0	1 APR. 28 vs Den.	1 APR. 28 vs Den.	2 APR. 30 vs Den.
AVERY JOHNSON	50 MAY. 16 vs LA-L.	10C (2) MAY. 30 vs Hou.	8C MAY. 26 at Hou.	2 MAY. 12 at LA-L.	7 MAY. 8 vs LA-L.	8T MAY. 8 vs LA-L.	13 MAY. 26 at Hou.	4 APR. 30 vs Den.	4 MAY. 12 at LA-L.	2 APR. 30 vs Den.	24C MAY. 2 at Den.
JULIUS NWOZU	4 MAY. 30 vs Hou.	0C	0C	1 MAY. 30 vs Hou.	1 APR. 30 vs Den.	1C (2) MAY. 30 vs Hou.	0C	0	1 MAY. 30 vs Hou.	0	0C
CHUCK PERSON	26 APR. 28 vs Den.	4 (2) MAY. 6 vs LA-L.	2 (3) MAY. 22 vs Hou.	1 (2) MAY. 18 at LA-L.	4 MAY. 26 at Hou.	4 MAY. 26 at Hou.	3 APR. 30 vs Den.	2 MAY. 28 at Hou.	2 APR. 28 vs Den.	2 (2) MAY. 30 vs Hou.	11 MAY. 6 vs LA-L.
J.R. REID	21 APR. 28 vs Den.	5 MAY. 14 at LA-L.	10C APR. 28 vs Den.	3 MAY. 24 vs Hou.	4 MAY. 28 at Hou.	6 MAY. 24 vs Hou.	2 APR. 28 vs Den.	1 (7) MAY. 22 vs Hou.	8 MAY. 16 vs LA-L.	1 (4) MAY. 22 vs Hou.	15 MAY. 14 at LA-L.
DOC RIVERS	33 MAY. 16 vs LA-L.	7 MAY. 24 vs Hou.	6 MAY. 8 vs LA-L.	1 (3) MAY. 30 vs Hou.	5 APR. 30 vs Den.	5 APR. 30 vs Den.	3 APR. 30 vs Den.	4 MAY. 14 at LA-L.	4 MAY. 14 at LA-L.	2 APR. 28 vs Den.	16 MAY. 24 vs Hou.
DAVID ROBINSON	52 MAY. 16 vs LA-L.	14C (2) MAY. 12 at LA-L.	15 MAY. 16 vs LA-L.	10 MAY. 14 at LA-L.	13 MAY. 16 vs LA-L.	22C MAY. 14 at LA-L.	6 MAY. 8 vs LA-L.	4 (2) JUN. 1 at Hou.	7 (2) MAY. 30 vs Hou.	5 (3) MAY. 28 at Hou.	34 (2) MAY. 16 vs LA-L.
DENNIS RODMAN	38 (2) JUN. 1 at Hou.	10T MAY. 8 vs LA-L.	5 APR. 30 vs Den.	12 MAY. 28 at Hou.	16 MAY. 8 vs LA-L.	22C MAY. 8 vs LA-L.	5C MAY. 18 at LA-L.	3 MAY. 22 vs Hou.	4 (2) MAY. 22 vs Hou.	0	22 MAY. 8 vs LA-L.
SPURS High Games	265 (2) MAY. 16 vs LA-L.	41 MAY. 6 vs LA-L.	38 APR. 30 vs Den.	24 MAY. 28 at Hou.	43 MAY. 8 vs LA-L.	64 MAY. 28 at Hou.	29 APR. 30 vs Den.	9 (5) JUN. 1 at Hou.	24 (2) MAY. 30 vs Hou.	10 MAY. 16 vs LA-L.	122 APR. 30 vs Den.
SPURS Low Games	240 (13) JUN. 1 at Hou.	31 (2) MAY. 12 at LA-L.	15 MAY. 14 at LA-L.	7 MAY. 6 vs LA-L.	18 MAY. 2 at Den.	31 MAY. 2 at Den.	14 MAY. 28 at Hou.	3 MAY. 18 at LA-L.	7 MAY. 20 at Hou.	1 MAY. 26 at Hou.	80 MAY. 14 at LA-L.
OPPONENTS High Games	265 (2) MAY. 16 vs LA-L.	42 MAY. 24 vs Hou.	26 APR. 30 vs Den.	22 MAY. 6 vs LA-L.	34 MAY. 8 vs LA-L.	47 MAY. 6 vs LA-L.	31 (2) MAY. 30 vs Hou.	15 MAY. 30 vs Hou.	19 (2) MAY. 12 at LA-L.	9 (4) MAY. 28 at Hou.	111 MAY. 30 vs Hou.
OPPONENTS Low Games	240 (13) JUN. 1 at Hou.	27 MAY. 14 at LA-L.	11 MAY. 26 vs Hou.	7 MAY. 24 vs Hou.	19 MAY. 18 at LA-L.	28 MAY. 18 at LA-L.	16 MAY. 28 at Hou.	2 MAY. 26 at Hou.	9 (2) MAY. 26 at Hou.	5 JUN. 1 at Hou.	71 MAY. 14 at LA-L.

C indicates a new career-high, *T* a tied career-high in FG, FT, REB, AST or PTS.

Numbers in parentheses indicate the number of games in which a player or team has reached a given total (if more than one).

PLAYOFF NOTES

SPURS 1995 PLAYOFF RECAP

The Spurs enjoyed the best post-season showing of their 22-year history in the 1995 Playoffs, advancing to the Western Conference Finals before falling to the Rockets in six games...for the first time in franchise history, the Spurs won two playoff series in the same year, knocking out the Denver Nuggets in the First Round and the Los Angeles Lakers in the Western Conference Semifinals to advance to the Conference Finals for the first time since 1983...here is a break-down of the Spurs 1995 Playoffs:

1995 NBA PLAYOFFS FIRST ROUND SPURS-NUGGETS SPURS WON SERIES 3-0

SPURS-NUGGETS SERIES NOTES: The Spurs out-scored the Nuggets an average of 108.3 ppg to 93.0 ppg and out-shot Denver 48.9 percent (108-221) to 42.9 (100-233)...but the Nuggets out-rebounded the Spurs 41.0 rpg to 38.3 rpg...five different Spurs averaged in double-figures in the series (Elliott, Robinson, Johnson, Del Negro and Rodman) but no player averaged over 20 ppg...nine players averaged double-figure minutes, led by Robinson's 35.0 minutes per game...the Spurs and Nuggets have met in the playoffs four times, with the Spurs winning three of the four series...this was the Spurs second straight sweep of the Nuggets...the Spurs swept the Nuggets 3-0 in the first round of the 1990 Playoffs...David Robinson shut-down Dikembe Mutombo in the series as Mutombo averaged just 6.0 points, 6.3 rebounds and 2.33 blocks per game.

SPURS-NUGGETS GAME-BY-GAME (Spurs won series 3-0)

DATE	RECORD	SCORE	SITE	MARGIN	HIGH PTS.	HIGH REBS.	HIGH ASTS.	ATTEND.
4/28	1-0	104-88	San Antonio	+16	Elliott-21	Rodman-11	Johnson-8	25,235
4/30	2-0	122-96	San Antonio	+28	Rob/Rod-19	Rodman-16	Johnson-9	23,665
5/02	3-0	99-95	Denver	+4	AJ/Rob-24	Rodman-13	Robinson-5	17,171

1995 NBA PLAYOFFS WESTERN CONFERENCE SEMIFINALS SPURS-LAKERS SPURS WON SERIES 4-2

SPURS-LAKERS SERIES NOTES: This was the first time the Spurs had ever beaten the Lakers in a playoff series...prior to this series the Spurs had dropped four straight series to the Lakers and were just 2-14 vs. the Lakers in the post-season...neither team shot well in the series - the Spurs out-shot the Lakers 42.5 to 40.0 percent from the field...Dennis Rodman and J.R. Reid were the only players - for either team - to shoot above the .500 mark from the field in the series...Rodman shot 63.2 percent (24-38) from the field in five games while Reid shot 53.3 percent (16-30) from the field...on the flip-side Nick Van Exel (.357), Cedric Ceballos (.385), Eddie Jones (.379) and Anthony Peeler (.381) all shot under 40.0 percent in the series for the Lakers...the Lakers averaged just 88.8 ppg while the Spurs averaged 94.7 ppg in the series...Doe Rivers led the Spurs in steals in the series, averaging 1.33 spg.

LIKING THE LAKERS: David Robinson put up some big numbers in the Lakers series...in the six games he averaged 30.0 points, 15.7 rebounds, 3.5 assists, 3.67 blocks and 1.17 steals in 44.7 minutes...he grabbed a playoff career-high 22 rebounds vs. the Lakers in Game Four (at LA on 5/14) and in two different games (at LA on 5/12 and vs. LA on 5/16) he scored 34 points - just two shy of his playoff career-high of 36...Robinson led the Spurs in scoring in all six games, recording 30 or more in four of the six games.

SPURS-LAKERS GAME-BY-GAME (Spurs won series 4-2)

DATE	RECORD	SCORE	SITE	MARGIN	HIGH PTS.	HIGH REBS.	HIGH ASTS.	ATTEND.
5/06	1-0	110-94	San Antonio	+16	Robinson-33	Rodman-12	Johnson-12	24,002
5/08	2-0	97-90	San Antonio	+7	Rob/Rod-22	Rodman-22	Johnson-9	26,127
5/12	2-1	85-92	Los Angeles	-7	Robinson-34	Robinson-13	Johnson-8	17,505
5/14	3-1	80-71	Los Angeles	+9	Robinson-26	Robinson-22	Johnson-7	17,505
5/16	3-2	96-98	San Antonio	-2	Robinson-34	Robinson-17	Johnson-12	35,888
5/18	4-2	100-88	Los Angeles	+12	Robinson-31	Rodman-16	Johnson-11	17,505

1995 NBA PLAYOFFS WESTERN CONFERENCE FINALS SPURS-ROCKETS ROCKETS WON SERIES 4-2

SPURS-ROCKETS SERIES NOTES: The home court disadvantage was the big story in the Spurs-Rockets match-up...the Rockets won the first two games of the series - in San Antonio - and then the Spurs won both game three and game four - in Houston - before the Rockets won the final two games to capture the series...overall the Rockets were 3-0 in San Antonio while the Spurs were 2-1 in Houston...David Robinson put up some impressive numbers in the six-game series, averaging 23.8 points, 11.3 rebounds, 2.7 assists and 1.50 steals per game but he was over-shadowed by Hakeem Olajuwon who averaged 35.3 points, 12.5 rebounds, 5.0 assists, 1.23 steals and 4.17 blocks in the series.

SPURS-ROCKETS GAME-BY-GAME (Rockets won series 4-2)

DATE	RECORD	SCORE	SITE	MARGIN	HIGH PTS.	HIGH REBS.	HIGH ASTS.	ATTEND.
5/22	0-1	83-94	San Antonio	-1	Elliott-24	Rodman-20	Johnson-9	33,337
5/24	0-2	96-106	San Antonio	-10	Robinson-32	Robinson-12	AJ/Ell-5	35,888
5/26	1-2	107-102	Houston	+5	Robinson-29	Rodman-14	Johnson-13	16,611
5/28	2-2	103-81	Houston	+22	Robinson-20	Rodman-19	AJ/Del Neg-4	16,611
5/30	2-3	90-111	San Antonio	-21	Robinson-22	Rob/Rod-12	Johnson-7	35,888
6/01	2-4	95-100	Houston	-5	AJ/Robinson-19	Rodman-17	Johnson-10	16,611

PLAYOFF NOTES

TOUGH D: The Spurs have used some solid defense to win 9 of their 15 games in the 1995 Playoffs...the Spurs opponent field goal percentage of 43.1 percent was the lowest in the post-season (New York was second with a .432 mark)...in addition, Spurs opponents averaged just 93.7 points per game which was the third lowest mark behind New York and Cleveland... the Spurs held their opponent under 90 in four games (including a franchise opponent record low 71 by the Lakers on 5/14/95).

THE LITTLE GENERAL PLAYS BIG: The Spurs little general - Avery Johnson - played big in the playoffs...in the Spurs 15 games, AJ averaged 14.5 points, 8.3 assists, 2.1 rebounds and 1.33 steals while shooting .517 (91-176) from the field...he set new playoff career single-game highs for points (with 24), FGM (with 10), FGA (with 15), FTM (with 8), FTA (with 12) and minutes (with 49) and tied his playoff career-high with 8 rebounds...in the 1995 Playoffs, AJ ranked sixth in assists...prior to the 1995 post-season his career playoff averages were 5.1 ppg, 4.5 apg and 0.9 spg with a 48.1 FG percentage in 22 games.

MAKING HISTORY: The Spurs set several franchise records in the 1995 post-season...their nine wins are the most ever posted by the team in a single post-season and their string of five straight wins is the longest winning streak ever by the Spurs in the playoffs...in addition, their three-game sweep of the Nuggets in the first round was just the second series sweep in Spurs history...the other came in the First Round of the 1990 Playoffs when the Spurs swept the Nuggets.

SPURS BY THE NUMBERS - 1995 PLAYOFFS

PLAYER	GAMES	10+ PTS	20+ PTS	30+ PTS	40+PTS	DOUBLE-DOUBLES
David Robinson	15	15	12	5	-	10
Sean Elliott	15	15	5			
Avery Johnson	15	12	3			4
Dennis Rodman	14	6	1			6
Vinny Del Negro	15	5				
Doc Rivers	15	5				
J.R. Reid	15	3				
Chuck Person	15	2				

1995 PLAYOFFS - SAN ANTONIO SPURS DAY-BY-DAY II

WESTERN CONFERENCE FIRST ROUND SPURS vs. NUGGETS SPURS WIN SERIES 3-0

DATE	RECORD	SITE	1st	2nd	HT	3rd	4th	OT	FINAL	STREAK
4/28	1-0	San Antonio	25-29	23-14	48-43	30-17	26-28		104-88	W1
4/30	2-0	San Antonio	26-23	34-16	60-39	31-28	31-29		122-96	W2
5/02	3-0	Denver	27-24	30-26	57-50	24-21	18-24		99-95	W3

WESTERN CONFERENCE SEMIFINALS SPURS vs. LAKERS SPURS WIN SERIES 4-2

DATE	RECORD	SITE	1st	2nd	HT	3rd	4th	OT	FINAL	STREAK
5/06	1-0	San Antonio	30-30	28-18	58-48	22-25	30-21		110-94	W4
5/08	2-0	San Antonio	26-20	23-20	49-40	14-20	20-23	14-7	97-90	W5
5/12	2-1	Los Angeles	11-28	32-25	43-53	22-23	20-16		85-92	L1
5/14	3-1	Los Angeles	27-17	19-22	46-39	15-12	19-20		80-71	W1
5/16	3-2	San Antonio	24-29	25-26	49-55	20-21	19-12	8-10	96-98	L1
5/18	4-2	Los Angeles	24-18	23-26	47-44	32-24	21-20		100-88	W1

WESTERN CONFERENCE FINALS SPURS vs. ROCKETTS ROCKETTS WIN SERIES 4-2

DATE	RECORD	SITE	1st	2nd	HT	3rd	4th	OT	FINAL	STREAK
5/22	0-1	San Antonio	23-26	30-26	53-52	15-22	25-20		93-94	L1
5/24	0-2	San Antonio	16-21	25-28	41-49	27-25	28-32		96-106	L2
5/26	1-2	Houston	31-37	21-24	52-61	27-19	28-22		107-102	W1
5/28	2-2	Houston	26-22	28-23	54-45	24-13	25-24		103-81	W2
5/30	2-3	San Antonio	18-32	27-18	45-50	28-32	17-29		90-111	L1
6/01	3-4	Houston	21-21	23-23	44-44	32-31	24-20		95-100	L2

PLAYOFF LEADERS

SCORING AVERAGE

	G	FG	FT	PTS	AVG
Olajuwon, Hou.	22	306	111	725	33.0
Jordan, Chi.	10	320	64	315	31.5
Malone, Utah	5	48	54	151	30.2
Barkley, Pho.	10	91	66	257	25.7
O'Neal, Orl.	21	195	149	539	25.7
Miller, Ind.	17	138	104	434	25.5
ROBINSON, S.A.	15	129	121	380	25.3
Johnson, Pho.	10	86	71	248	24.8
Kemp, Sea.	4	33	32	99	24.8
Strickland, Por.	3	27	14	70	23.3
Mourning, Cha.	4	24	36	88	22.0
Johnson, Cha.	4	31	20	83	20.8
Drexler, Hou.	22	155	110	450	20.5
Smits, Ind.	17	127	86	341	20.1
Van Exel, LA-L.	10	67	45	200	20.0
Hardaway, Orl.	21	144	84	412	19.6
Ewing, N.Y.	11	80	48	209	19.0
Smith, Atl.	3	17	16	57	19.0
Wilkins, Bos.	4	26	16	76	19.0

REBOUNDS PER GAME

	G	OFF	DEF	TOT	AVG
RODMAN, S.A.	14	69	138	207	14.8
Barkley, Pho.	10	39	95	134	13.4
Mourning, Cha.	4	14	39	53	13.3
Malone, Utah	5	15	51	66	13.2
ROBINSON, S.A.	15	57	125	182	12.1
Green, Pho.	10	38	82	120	12.0
Kemp, Sea.	4	17	31	48	12.0
O'Neal, Orl.	21	95	155	250	11.9
Long, Atl.	3	13	21	34	11.3
Wilkins, Bos.	4	17	26	43	10.8
Grant, Orl.	21	74	145	219	10.4
Olajuwon, Hou.	22	44	183	227	10.3
Ewing, N.Y.	11	17	89	106	9.6
Pippen, Chi.	10	24	62	86	8.6
Divac, LA-L.	10	34	51	85	8.5
Oakley, N.Y.	11	31	62	93	8.5
D. Davis, Ind.	17	53	83	136	8.0
Perkins, Sea.	4	6	25	31	7.8
Campbell, LA-L.	10	26	47	73	7.3
Horry, Hou.	22	40	115	155	7.0

ASSISTS PER GAME

	G	AST	AVG
Strickland, Por.	3	37	12.3
Stockton, Utah	5	51	10.2
Johnson, Pho.	10	93	9.3
JOHNSON, S.A.	15	125	8.3
Douglas, Bos.	4	33	8.3
Hardaway, Orl.	21	162	7.7
Van Exel, LA-L.	10	73	7.3
McMillan, Sea.	4	29	7.3
Jackson, Ind.	17	121	7.1
Price, Cle.	4	26	6.5
Bogues, Cha.	4	25	6.3
Rose, Den.	3	18	6.0
Pippen, Chi.	10	58	5.8
Kukoc, Chi.	10	57	5.7
Blaylock, Atl.	3	17	5.7
Harper, N.Y.	11	62	5.6
Payton, Sea.	4	21	5.3
Starks, N.Y.	1	57	5.2
Drexler, Hou.	22	111	5.0
Brown, Bos.	4	19	4.8

FIELD GOAL PERCENTAGE

	FG	FGA	PCT
Kemp, Sea.	33	57	.579
O'Neal, Orl.	195	338	.577
Johnson, Pho.	86	150	.573
Kersey, Por.	16	28	.571
Thorpe, Por.	12	21	.571
Smits, Ind.	127	232	.547
Rogers, Den.	12	22	.545
Mills, Cle.	20	37	.541
Grant, Orl.	121	224	.540
Smith, N.Y.	51	95	.537

3-PT FG PERCENTAGE

	3FG	3FGA	PCT
Askew, Sea.	4	5	.800
Harper, N.Y.	27	47	.574
Mills, Cle.	8	14	.571
Phills, Cle.	4	7	.571
Grant, Por.	5	9	.556
Schrempf, Sea.	10	18	.556
Hornacek, Utah	7	13	.538
Ferry, Cle.	8	15	.533
Mourning, Cha.	4	8	.500
Wilkins, Bos.	8	17	.471

FREE THROW PERCENTAGE

	FT	FTA	PCT
Abdul-Rauf, Den.	14	14	1.000
R. Williams, Den.	5	5	1.000
Price, Cle.	32	33	.970
D. Ellis, Den.	12	13	.923
Curry, Cha.	10	11	.909
Smith, Hou.	36	40	.900
Corbin, Atl.	8	9	.889
Wilkins, Bos.	16	18	.889
Hawkins, Cha.	15	17	.882
Scott, Ind.	30	34	.882

BLOCKS PER GAME

	G	BLK	AVG
Mourning, Cha.	4	13	3.25
Campbell, LA-L.	10	30	3.00
Olajuwon, Hou.	22	62	2.82
ROBINSON, S.A.	15	39	2.60
Mutombo, Den.	3	7	2.33
Ewing, N.Y.	11	25	2.27
O'Neal, Orl.	21	40	1.90
Kemp, Sea.	4	7	1.75
Smith, N.Y.	11	17	1.55
Jordan, Chi.	10	14	1.40

STEALS PER GAME

	G	STL	AVG
McMillan, Sea.	4	10	2.50
Jordan, Chi.	10	23	2.30
Phills, Cle.	4	9	2.25
Williams, Cle.	4	9	2.25
Van Exel, LA-L.	10	21	2.10
Kemp, Sea.	4	8	2.00
Smith, Atl.	3	6	2.00
Hardaway, Orl.	21	40	1.90
Hill, Cle.	4	7	1.75

DAVID ROBINSON - 1995 MOST VALUABLE PLAYER



David Robinson was honored with the top award in the NBA following the 1994-95 season, as he was named the league's Most Valuable Player...Robinson - who is the first Spur ever to win the award - led the Spurs to a 62-20 record, the best mark in the NBA as well as the best record in franchise history...He averaged 27.6 points, 10.8 rebounds, 2.9 assists, 1.65 steals and 3.23 blocks in 38.0 minutes per contest...Robinson finished the season ranked among the top-20 in the NBA in five categories: scoring, blocks, rebounding, steals and field goal percentage...in addition to the MVP Award, Robinson was

named to both the All-NBA First Team and the All-Defensive First Team, won the 1995 IBM Award and played in his sixth consecutive All-Star Game.

DAVID ROBINSON BY THE NUMBERS

HIGH POINTS - 40 OR MORE

71	at Clippers	04/24/94
52	vs. Charlotte	01/16/93
50	at Minnesota	02/21/94
48	vs. Sacramento	03/19/94
46	vs. Boston	12/26/93
43	four times: (most recent 1/15/95)	
42	six times: (most recent 4/16/95)	
40	three times: (most recent 3/27/95)	

HIGH REBOUNDS - 20 OR MORE

24	at Sacramento	12/03/91
	vs. Golden St.	02/27/92
23	vs. Lakers	04/04/91
21	four times (most recent 12/2/92)	
20	three times (most recent 11/15/94)	

HIGH BLOCKS

12	vs. Minnesota	02/23/90
11	four times (most recent 2/4/92)	
10	five times (most recent 2/17/94)	

CAREER TRIPLE DOUBLES

Date	Opponent	Pts	Rebs	Blk/Ast
02/02/90	at Charlotte	27	15	11 blk
02/02/90	vs. Lakers	23	16	10 blk
02/23/90	vs. Minnesota	24	12	12 blk
12/28/90	vs. Sacramento	27	13	11 blk
01/10/91	vs. Orlando	43	12	10 blk
01/12/91	vs. Utah	22	18	11 blk
02/04/92	vs. Portland	23	14	11 blk
03/14/92	vs. Utah	27	12	11 ast
03/26/93	vs. Utah	13	16	10 ast
11/09/93	vs. Minnesota	43	11	10 blk
12/03/93	at Orlando	23	11	10 ast
01/11/94	vs. Minnesota	27	12	10 ast
02/08/94	vs. Washington	31	14	10 ast
02/17/94	vs. Detroit	34	10	10 blk, 10 ast

LOW POINTS - UNDER 10

5	vs. Sacramento	04/14/90
6	at Clippers	02/22/91
8	at Denver	03/14/94
9	three times (most recent 11/7/93)	

LOW REBOUNDS

2	vs. Indiana	03/07/95
4	at Minnesota	04/23/95
	at Clippers	03/13/91
	at Indiana	12/10/91

LOW BLOCKS

0	24 times (most recent 4/2/95)	
---	-------------------------------	--

CAREER 30-POINT GAMES


1989-90:	16 times
1990-91:	24 times
1991-92:	15 times
1992-93:	12 times
1993-94:	41 times
1994-95:	36 times
TOTAL	144 times

The Spurs are 106-38 (.736) in those games

WHERE ROBINSON RANKS ON THE SPURS ALL-TIME LISTS:

Category	Rank	Total	Next Up
Points	2nd	12,209	Gervin, 19,383
Rebounds	1st	5,563	—
Blocks	1st	1,735	—
Steals	4th	823	Gervin, 892
FGM	2nd	4,340	Gervin, 7,526
FGA	3rd	8,233	Mitchell, 8,429
FG Pct.	4th	.527	Banks, .544
FTM	2nd	3,508	Gervin, 4,258
FTA	2nd	4,713	Gervin, 5,061
Games	4th	475	Mitchell, 488

SPURS HISTORY



SPURS ALL TIME COACHES

Coach	Years	W-L Record	Percentage
Doug Moe	76-80	177-135	.567
Stan Albeck	80-83	153-93	.622
Larry Brown	88-92	153-131	.537
Bob Bass	74-76; 80; 84; 92	144-108	.569
Cliff Hagan	67-70	109-90	.548
Tom Nissalke	71-72; 73-74	104-91	.533
John Lucas	92-94	94-49	.657
Cotton Fitzsimmons	84-86	76-88	.463
Bob Hill	1994-Present	62-20	.756
Bob Weiss	86-88	59-105	.360
Max Williams	69-71	28-32	.467
Bill Blakely	70-71	25-40	.385
Babe McCarthy	72-73	24-48	.333
Morris McHone	1983	11-20	.355
Jerry Tarkanian	1992	9-11	.450
Dave Brown	72-73	4-8	.333
Rex Hughes	1992	1-0	1.000
TOTALS	28 years	1233-1069	.536

WON-LOST BY YEAR


Year	Team	Home W-L	Away W-L	Total	Finish In Division	Playoffs
67-68	Dallas	29-10	17-22	46-32	Second	D. Houston 3-0 L. New Orleans 1-4
68-69	Dallas	25-14	16-23	41-37	Fourth	L. New Orleans 3-4
69-70	Dallas	26-15	19-24	45-39	Second	L. Los Angeles 2-4
70-71	Texas	17-24	13-30	30-54	Fifth	L. Utah 0-4
71-72	Dallas	27-17	15-25	42-42	Third	L. Utah 0-4
72-73	Dallas	21-21	7-35	28-56	Fifth	None
73-74	San Antonio	27-15	18-24	45-39	Third	L. Indiana 3-4
74-75	San Antonio	32-10	19-23	51-33	Second	L. Indiana 2-4
75-76	San Antonio	30-12	20-22	50-34	Third	L. New York 3-4
76-77	San Antonio	31-10	13-28	44-38	Third	L. Boston 0-2
77-78	San Antonio	32-9	20-21	52-30	First	L. Washington 2-4
78-79	San Antonio	29-12	19-22	48-34	First	D. Philadelphia 4-3 L. Washington 3-4
79-80	San Antonio	27-14	14-27	41-41	T-2nd	L. Houston 1-2
80-81	San Antonio	34-7	18-23	52-30	First	L. Houston 3-4
81-82	San Antonio	29-12	19-22	48-34	First	D. Seattle 4-1 L. Los Angeles 0-4
82-83	San Antonio	31-10	22-19	53-29	First	D. Denver 4-1 L. Los Angeles 2-4
83-84	San Antonio	28-13	9-32	37-45	Fifth	None
84-85	San Antonio	30-11	11-30	41-41	Fourth	L. Denver 2-3
85-86	San Antonio	21-20	14-27	35-47	Sixth	L. Los Angeles 0-3
86-87	San Antonio	21-20	7-34	28-54	Sixth	None
87-88	San Antonio	23-18	8-33	31-51	Fifth	L. Los Angeles 0-3
88-89	San Antonio	18-23	3-38	21-61	Fifth	None
89-90	San Antonio	34-7	22-19	56-26	First	D. Denver 3-0 L. Portland 3-4
90-91	San Antonio	33-8	22-19	55-27	First	L. Golden St. 1-3
91-92	San Antonio	31-10	16-25	47-35	Second	L. Phoenix 0-3
92-93	San Antonio	31-10	18-23	49-33	Second	D. Portland 3-1 L. Phoenix 2-4
93-94	San Antonio	32-9	23-18	55-27	Second	L. Utah 1-3
94-95	San Antonio	33-8	29-12	62-20	First	D. Denver 3-0 D. Lakers 4-2 L. Houston 2-4
TOTALS		782-369	451-700	1233-1069		64-94
NBA Totals		548-231	307-472	855-703		47-62



Hot Country



KJ★97
FM COUNTRY



Today's Country Hits
and
Randy Carroll



Mornings 5:30-9:00



SPURS LEADERS BY YEAR

SCORING

		GP	PTS.	AVG.
76-77	George Gervin	82	1895	23.1
77-78	George Gervin	82	2232	27.2
78-79	George Gervin	80	2365	29.6
79-80	George Gervin	78	2585	33.1
80-81	George Gervin	82	2221	27.1
81-82	George Gervin	79	2551	32.3
82-83	George Gervin	78	2043	26.2
83-84	George Gervin	76	1967	25.9
84-85	Mike Mitchell	82	1824	22.2
85-86	Mike Mitchell	82	1921	23.4
86-87	Alvin Robertson	81	1435	17.7
87-88	Alvin Robertson	82	1610	19.6
88-89	Willie Anderson	81	1508	18.6
89-90	David Robinson	81	1993	24.3
90-91	David Robinson	82	2101	25.6
91-92	David Robinson	68	1578	23.2
92-93	David Robinson	82	1916	23.4
93-94	David Robinson	80	2383	29.8
94-95	David Robinson	81	2238	27.6

FG PERCENTAGE

		FGM-FGA	PCT.
76-77	George Gervin	726-1335	.548
77-78	George Gervin	864-1611	.536
78-79	George Gervin	947-1749	.541
79-80	Paul Griffin	173-313	.553
80-81	Kevin Restani	192-369	.520
81-82	Mike Mitchell	524-973	.539
82-83	Artis Gilmore	556-888	.626
83-84	Artis Gilmore	351-556	.631
84-85	Artis Gilmore	532-854	.623
85-86	Steve Johnson	362-573	.632
86-87	Artis Gilmore	346-520	.597
87-88	Walter Berry	540-960	.563
88-89	Frank Brickowski	337-654	.515
89-90	David Robinson	690-1300	.531
90-91	David Robinson	754-1366	.552
91-92	David Robinson	692-1074	.561
92-93	Antoine Carr	379-705	.538
93-94	David Robinson	840-1658	.507
94-95	Dennis Rodman	137-240	.571

REBOUNDING

		GP	REBS.	AVG.
76-77	Larry Kenon	78	879	11.3
77-78	Larry Kenon	81	773	9.5
78-79	Larry Kenon	81	790	9.8
79-80	Larry Kenon	78	775	9.9
80-81	Dave Corzine	82	636	7.8
81-82	Dave Corzine	82	629	7.7
82-83	Artis Gilmore	82	984	12.0
83-84	Artis Gilmore	64	662	10.3
84-85	Artis Gilmore	81	846	10.4
85-86	Artis Gilmore	71	600	8.5
86-87	David Greenwood	79	783	9.9
87-88	Frank Brickowski	70	483	6.9
88-89	Greg Anderson	82	676	8.2
89-90	David Robinson	82	983	12.0
90-91	David Robinson	82	1063	13.0
91-92	David Robinson	68	829	12.2
92-93	David Robinson	82	956	11.7
93-94	Dennis Rodman	79	1367	17.3
94-95	Dennis Rodman	49	823	16.8

3-PT. FG PERCENTAGE

		FGM-FGA	PCT.
79-80	George Gervin	32-102	.314
80-81	George Gervin	9-35	.267
81-82	Mike Bratz	46-138	.333
82-83	George Gervin	12-33	.375
83-84	George Gervin	10-24	.417
84-85	Billy Knight	10-24	.417
85-86	Jon Sundvold	21-60	.350
86-87	Jon Sundvold	50-149	.336
87-88	Jon Sundvold	26-64	.406
88-89	Vernon Maxwell	32-129	.248
89-90	Terry Cummings	19-59	.322
90-91	Reggie Williams	14-26	.538
91-92	Sean Elliott	25-82	.305
92-93	Dale Ellis	119-297	.401
93-94	Dale Ellis	131-332	.395
94-95	Sean Elliott	136-333	.408

ASSISTS

		GP	ASST	AVG.
76-77	Mike Gale	82	473	5.8
77-78	Mike Gale	70	376	5.4
78-79	Mike Gale	82	374	4.6
79-80	James Silas	77	347	4.5
80-81	Johnny Moore	82	373	4.5
81-82	Johnny Moore	79	762	9.6
82-83	Johnny Moore	77	753	9.8
83-84	John Lucas	63	673	10.7
84-85	Johnny Moore	82	816	10.0
85-86	Johnny Moore	28	252	9.0
86-87	Alvin Robertson	81	421	5.2
87-88	Johnny Dawkins	65	480	7.4
88-89	Johnny Dawkins	32	224	7.0
89-90	Rod Strickland	31	249	8.0
90-91	Rod Strickland	58	463	8.0
91-92	Rod Strickland	57	491	8.6
92-93	Avery Johnson	75	561	7.5
93-94	David Robinson	80	381	4.8
94-95	Avery Johnson	82	670	8.2

FREE THROW PERCENTAGE

		FTM-FTA	PCT.
76-77	George Gervin	443-532	.833
77-78	Larry Kenon	276-323	.854
78-79	Larry Kenon	295-349	.845
79-80	James Silas	339-382	.887
80-81	James Silas	374-440	.850
81-82	George Gervin	555-642	.864
82-83	George Gervin	517-606	.853
83-84	George Gervin	427-507	.842
84-85	George Gervin	324-384	.844
85-86	Wes Matthews	173-211	.820
86-87	Mike Mitchell	92-112	.821
87-88	Johnny Dawkins	198-221	.896
88-89	Johnny Dawkins	100-112	.893
89-90	Sean Elliott	187-216	.827
90-91	Paul Pressey	110-133	.848
91-92	Sean Elliott	285-331	.861
92-93	Vinny Del Negro	101-117	.863
93-94	Willie Anderson	145-171	.848
94-95	Sean Elliott	326-404	.807

SPURS LEADERS BY YEAR

STEALS

		GP	STL	AVG.
76-77	Mike Gale	82	191	2.3
77-78	Mike Gale	70	159	2.3
78-79	Larry Kenon	81	154	1.9
79-80	Mike Gale	67	123	1.8
80-81	Johnny Moore	82	120	1.5
81-82	Johnny Moore	79	163	2.1
82-83	Johnny Moore	77	194	2.5
83-84	Johnny Moore	59	123	2.1
84-85	Johnny Moore	82	229	2.8
85-86	Alvin Robertson	82	301	3.7
86-87	Alvin Robertson	81	260	3.2
87-88	Alvin Robertson	82	243	3.0
88-89	Alvin Robertson	65	197	3.0
89-90	David Robinson	82	138	1.7
90-91	Rod Strickland	58	117	2.0
91-92	David Robinson	68	158	2.3
92-93	David Robinson	82	127	1.6
93-94	David Robinson	80	139	1.74
94-95	David Robinson	81	134	1.65

BLOCKED SHOTS

		GP	BLK	AVG.
76-77	Billy Paultz	82	173	2.1
77-78	Billy Paultz	80	194	2.4
78-79	Billy Paultz	79	125	1.6
79-80	George Gervin	78	79	1.0
80-81	George Johnson	82	278	3.4
81-82	George Johnson	75	294	3.1
82-83	Artis Gilmore	82	194	2.3
83-84	Artis Gilmore	64	132	2.1
84-85	Artis Gilmore	81	173	2.1
85-86	Artis Gilmore	71	108	1.5
86-87	Artis Gilmore	82	85	1.2
87-88	Greg Anderson	82	122	1.5
88-89	Greg Anderson	82	103	1.3
89-90	David Robinson	82	319	3.9
90-91	David Robinson	82	320	3.9
91-92	David Robinson	68	305	4.5
92-93	David Robinson	82	264	3.2
93-94	David Robinson	80	265	3.31
94-95	David Robinson	81	262	3.23

MINUTES PLAYED

		GP	MIN	AVG.
76-77	Larry Kenon	78	2936	37.6
77-78	Larry Kenon	81	2869	35.4
78-79	Larry Kenon	81	2947	36.5
79-80	George Gervin	78	2934	37.6
80-81	George Gervin	82	2764	33.7
81-82	George Gervin	79	2817	35.7
82-83	George Gervin	78	2835	36.3
83-84	Mike Mitchell	79	2853	36.1
84-85	Mike Mitchell	82	2853	34.8
85-86	Mike Mitchell	82	2970	36.2
86-87	Alvin Robertson	81	2697	33.3
87-88	Alvin Robertson	82	2978	36.3
88-89	Alvin Robertson	65	2287	35.5
89-90	David Robinson	82	3002	36.6
90-91	David Robinson	82	3095	37.7
91-92	Sean Elliott	82	3120	38.1
92-93	David Robinson	82	3211	39.2
93-94	David Robinson	80	3241	40.5
94-95	David Robinson	81	3074	38.0

TURNOVERS

		GP	TO	AVG.
77-78	George Gervin	82	306	3.7
78-79	Larry Kenon	81	300	3.7
79-80	George Gervin	78	254	3.3
80-81	George Gervin	82	251	3.1
81-82	George Gervin	79	210	2.7
82-83	Artis Gilmore	82	254	3.1
83-84	George Gervin	76	224	2.9
84-85	Artis Gilmore	81	241	3.0
85-86	Alvin Robertson	82	256	3.1
86-87	Alvin Robertson	81	243	3.0
87-88	Alvin Robertson	82	251	3.1
88-89	Alvin Robertson	65	231	3.6
89-90	David Robinson	82	257	3.1
90-91	David Robinson	82	270	3.3
91-92	David Robinson	68	182	2.7
92-93	David Robinson	82	241	2.9
93-94	David Robinson	80	253	3.2
94-95	David Robinson	81	233	2.9

DISQUALIFICATIONS

		GP	DISQ
76-77	George Gervin	82	12
77-78	Coby Dietrick	79	4
78-79	Coby Dietrick	76	7
79-80	Paul Griffin	82	9
80-81	Reggie Johnson	79	7
81-82	George Johnson	75	6
82-83	Mike Mitchell	80	6
83-84	Edgar Jones	81	7
84-85	Marc Iavaroni	57	5
85-86	Steve Johnson	71	13
86-87	David Greenwood	79	3
87-88	Frank Brickowski	70	11
88-89	Frank Brickowski	64	10
89-90	Frank Brickowski	78	4
90-91	Terry Cummings	67	5
	David Robinson	82	5
91-92	Antoine Carr	81	5
92-93	David Robinson	82	5
	Antoine Carr	71	5
93-94	David Robinson	80	3
94-95	Four players		2

PERSONAL FOULS

		GP	PF	AVG.
76-77	George Gervin	82	286	3.5
77-78	George Gervin	82	255	3.1
78-79	Mark Olberding	80	282	3.5
79-80	Paul Griffin	82	306	3.7
80-81	Mark Olberding	82	307	3.7
81-82	George Johnson	75	259	3.5
82-83	Artis Gilmore	82	273	3.3
83-84	Edgar Jones	81	298	3.7
84-85	Artis Gilmore	81	308	3.8
85-86	Alvin Robertson	82	296	3.6
86-87	Alvin Robertson	81	264	3.3
87-88	Alvin Robertson	82	300	3.7
88-89	Willie Anderson	81	295	3.6
89-90	Terry Cummings	81	286	3.5
90-91	David Robinson	82	264	3.2
91-92	Antoine Carr	81	264	3.3
92-93	Antoine Carr	71	264	3.7
93-94	Dennis Rodman	79	229	2.9
94-95	David Robinson	81	230	2.8
	J.R. Reid	81	230	2.8

SPURS ALL-TIME LEADERS

(For NBA Games Only)

GAMES

709 — George Gervin
519 — Johnny Moore
488 — Mike Mitchell
475 — David Robinson
466 — Mark Olberding
451 — Willie Anderson
396 — Sean Elliott
389 — Alvin Robertson
380 — Artis Gilmore
361 — Terry Cummings

FG MADE

7,526 — George Gervin
4,340 — David Robinson
4,152 — Mike Mitchell
2,799 — Larry Kenon
2,570 — Alvin Robertson
2,487 — Willie Anderson
2,236 — Sean Elliott
2,208 — Artis Gilmore
2,163 — Terry Cummings
1,998 — Johnny Moore

3-PT FG MADE

250 — Dale Ellis
219 — Sean Elliott
172 — Chuck Person
97 — Jon Sundvold
94 — Johnny Moore
87 — Vinny Del Negro
73 — George Gervin
67 — Mike Dunleavy
61 — Alvin Robertson
57 — Willie Anderson

POINTS

19,383 — George Gervin
12,209 — David Robinson
9,799 — Mike Mitchell
6,733 — Larry Kenon
6,285 — Alvin Robertson
6,127 — Artis Gilmore
6,122 — Sean Elliott
5,946 — Willie Anderson
5,181 — Terry Cummings
4,999 — Mark Olberding

FG ATTEMPTED

14,647 — George Gervin
8,427 — Mike Mitchell
8,233 — David Robinson
5,678 — Larry Kenon
5,327 — Alvin Robertson
5,228 — Willie Anderson
4,653 — Sean Elliott
4,545 — Terry Cummings
4,342 — Johnny Moore
3,628 — Mark Olberding

3-PT FG ATTEMPTED

629 — Dale Ellis
592 — Sean Elliott
445 — Chuck Person
374 — Johnny Moore
273 — Jon Sundvold
240 — George Gervin
233 — Willie Anderson
228 — Alvin Robertson
194 — Mike Dunleavy

REBOUNDS

5,563 — David Robinson
3,671 — Artis Gilmore
3,392 — George Gervin
3,217 — Larry Kenon
2,579 — Mark Olberding
2,523 — Terry Cummings
2,341 — Billy Paultz
2,190 — Dennis Rodman
2,087 — Alvin Robertson
2,073 — David Greenwood

FG PCT (600 MADE)

.620 — Artis Gilmore (2,208-3,562)
.548 — Walter Berry (941-1718)
.544 — Gene Banks (1,529-1,811)
.527 — David Robinson (4,340-8,233)
.524 — Frank Brickowski (983-1,826)
.514 — George Gervin (7,526-14,647)
.511 — Antoine Carr (816-1,597)
.506 — Billy Paultz (1,639-3,239)
.509 — Avery Johnson (860-1,690)
.503 — Dave Corzine (702-1,395)

3-PT FG PCT. (40 MADE)

.398 — Leon Wood (43-108)
.398 — Dale Ellis (250-629)
.387 — Chuck Person (172-445)
.380 — Vinny Del Negro (87-229)
.370 — Sean Elliott (219-592)
.355 — Jon Sundvold (97-273)
.345 — Mike Dunleavy (67-194)
.344 — Doc Rivers (42-122)
.333 — Mike Bratz (46-138)
.304 — George Gervin (73-240)

SPURS ALL-TIME LEADERS

(For NBA Games Only)

ASSISTS

3,865	—	Johnny Moore
2,094	—	Alvin Robertson
2,070	—	George Gervin
1,874	—	Willie Anderson
1,634	—	Mike Gale
1,484	—	Avery Johnson
1,471	—	David Robinson
1,267	—	Mark Olberding
1,203	—	Rod Strickland
1,077	—	Sean Elliott

TURNOVERS

1,976	—	George Gervin
1,436	—	David Robinson
1,160	—	Johnny Moore
1,148	—	Alvin Robertson
1,008	—	Artis Gilmore
1,001	—	Willie Anderson
811	—	Larry Kenon
802	—	Mark Olberding
714	—	Sean Elliott
694	—	Mike Mitchell

FT MADE

4,258	—	George Gervin
3,508	—	David Robinson
1,711	—	Artis Gilmore
1,480	—	Mike Mitchell
1,466	—	Mark Olberding
1,391	—	Sean Elliott
1,194	—	James Silas
1,134	—	Larry Kenon
1,084	—	Alvin Robertson
915	—	Willie Anderson

PERSONAL FOULS

2,121	—	George Gervin
1,628	—	Mark Olberding
1,439	—	David Robinson
1,366	—	Alvin Robertson
1,324	—	Johnny Moore
1,282	—	Artis Gilmore
1,262	—	Mike Mitchell
1,234	—	Willie Anderson
1,063	—	Terry Cummings
904	—	Gene Banks

BLOCKED SHOTS

1,713	—	David Robinson
700	—	Artis Gilmore
647	—	George Gervin
543	—	Billy Paultz
512	—	George Johnson
279	—	Willie Anderson
227	—	Mike Mitchell
225	—	Greg Anderson
225	—	Dave Corzine
209	—	Mike Green

FT ATTEMPTED

5,061	—	George Gervin
4,713	—	David Robinson
2,370	—	Artis Gilmore
2,019	—	Mark Olberding
1,888	—	Mike Mitchell
1,690	—	Sean Elliott
1,438	—	Alvin Robertson
1,403	—	James Silas
1,373	—	Larry Kenon
1,170	—	Willie Anderson

STEALS

1,128	—	Alvin Robertson
1,017	—	Johnny Moore
892	—	George Gervin
823	—	David Robinson
680	—	Mike Gale
547	—	Larry Kenon
505	—	Willie Anderson
357	—	Mark Olberding
344	—	Sean Elliott
319	—	Mike Mitchell

DISQUALIFICATIONS

36	—	George Gervin
27	—	Mark Olberding
25	—	Frank Brickowski
20	—	David Robinson
19	—	Willie Anderson
19	—	Coby Dietrick
17	—	Alvin Robertson
17	—	Artis Gilmore
17	—	Mike Mitchell
15	—	Billy Paultz

FT PCT. (400 MADE)

.861	—	Johnny Dawkins (451-524)
.851	—	James Silas (1,194-1,403)
.841	—	George Gervin (4,258-5,061)
.827	—	Mike Gale (431-521)
.826	—	Larry Kenon (1,134-1,373)
.823	—	Sean Elliott (1,391-1,690)
.784	—	Mike Mitchell (1,480-1,888)
.784	—	Allan Bristow (472-615)
.782	—	Willie Anderson (915-1,170)
.773	—	David Greenwood (619-801)

SPURS CAREER AVERAGE LEADERS

Players with a minimum of 150 games with San Antonio.
Current Spurs in Bold.

POINTS

1. George Gervin	26.3
2. David Robinson	25.7
3. Larry Kenon	20.7
4. Mike Mitchell	20.1
5. Rich Jones	17.5

ASSISTS

1. Johnny Moore	7.9
2. Avery Johnson	6.6
3. Alvin Robertson	5.4
4. Mike Gale	4.9
5. Willie Anderson	4.4

REBOUNDS

1. David Robinson	11.7
2. Larry Kenon	10.3
3. Artis Gilmore	9.7
4. Billy Paultz	8.5
5. Rich Jones	7.6

BLOCKS

1. David Robinson	3.65
2. George Johnson	3.26
3. Billy Paultz	2.11
4. Artis Gilmore	1.84
5. Greg Anderson	1.37

SPURS ALL-TIME ATTENDANCE

YEARLY ATTENDANCE — REGULAR SEASON

YEAR	LEAGUE	CITY	GAMES	HIGH	TOTAL	AVG.
67-68	ABA	Dallas	39	N/A	N/A	N/A
68-69	ABA	Dallas	39	N/A	N/A	N/A
69-70	ABA	Dallas	42	7,140	154,862	3,687
70-71	ABA	Dallas	42	9,276	143,906	3,426
71-72	ABA	Dallas	42	10,203	130,525	3,108
72-73	ABA	Dallas	42	N/A	N/A	N/A
73-74	ABA	San Antonio	42	11,240	258,434	6,303
74-75	ABA	San Antonio	42	11,146	329,844	7,853
75-76	ABA	San Antonio	42	11,717	336,083	8,003
76-77	NBA	San Antonio	41	12,594	376,136	9,174
77-78	NBA	San Antonio	41	11,489	373,707	9,115
78-79	NBA	San Antonio	41	15,764	488,207	11,907
79-80	NBA	San Antonio	41	15,812	468,657	11,431
80-81	NBA	San Antonio	41	16,114	440,553	10,747
81-82	NBA	San Antonio	41	14,973	434,234	10,591
82-83	NBA	San Antonio	41	15,782	399,462	9,743
83-84	NBA	San Antonio	41	13,972	375,900	9,168
84-85	NBA	San Antonio	41	15,180	364,398	8,888
85-86	NBA	San Antonio	41	15,786	336,407	8,205
86-87	NBA	San Antonio	41	15,786	328,368	8,010
87-88	NBA	San Antonio	41	15,786	346,960	8,462
88-89	NBA	San Antonio	41	15,861	459,514	11,208
89-90	NBA	San Antonio	41	15,910	603,660	14,723
90-91	NBA	San Antonio	41	15,908	651,965	15,901
91-92	NBA	San Antonio	41	16,057	658,337	16,057
92-93	NBA	San Antonio	41	16,057	658,337	16,057
93-94	NBA	San Antonio	41	36,523	904,167	22,053
94-95	NBA	San Antonio	41	35,888	920,413	22,449
Totals (for San Antonio years only)			925	36,523	10,513,917	11,366

SPURS SINGLE SEASON HIGHS

(NBA Games Only)

POINTS

2,585 — George Gervin 83-84
2,551 — George Gervin 81-82
2,383 — David Robinson 93-94
2,365 — George Gervin 78-79
2,238 — David Robinson 94-95

SCORING AVERAGE

33.1 — George Gervin 79-80
32.3 — George Gervin 81-82
29.8 — David Robinson 93-94
29.6 — George Gervin 78-79
27.6 — David Robinson 94-95

FIELD GOAL PCT.

.632 — Steve Johnson (362-573) 85-86
.631 — Artis Gilmore (351-556) 83-84
.626 — Artis Gilmore (556-888) 82-83
.623 — Artis Gilmore (532-854) 84-85
.597 — Walter Berry (346-520) 87-88

3-PT. FIELD GOAL PCT.

.538 — Reggie Williams (14-26) 90-91
.417 — Billy Knight (10-24) 84-85
.408 — Sean Elliott (136-333) 94-95
.407 — Vinny Del Negro (66-162) 94-95
.406 — Jon Sundvold (21-60) 87-88

FREE THROW PCT.

.896 — Johnny Dawkins (198-211) 87-88
.893 — Johnny Dawkins (100-112) 88-89
.887 — James Silas (339-382) 79-80
.864 — George Gervin (555-642) 81-82
.863 — Vinny Del Negro (101-117) 92-93

TOTAL REBOUNDS

1,367 — Dennis Rodman 93-94
1,063 — David Robinson 90-91
984 — Artis Gilmore 82-83
983 — David Robinson 89-90
983 — David Robinson 92-93

REBOUNDING AVERAGE

17.3 — Dennis Rodman 93-94
16.8 — Dennis Rodman 94-95
13.0 — David Robinson 90-91
12.2 — David Robinson 91-92
12.0 — Artis Gilmore 82-83

TOTAL ASSISTS

816 — Johnny Moore 84-85
762 — Johnny Moore 81-82
753 — Johnny Moore 82-83
673 — John Lucas 83-84
670 — Avery Johnson 94-95

ASSISTS AVERAGE

10.7 — John Lucas 83-84
10.0 — Johnny Moore 84-85
9.8 — Johnny Moore 82-83
9.6 — Johnny Moore 81-82
9.0 — Johnny Moore 85-86

BLOCKED SHOTS

320 — David Robinson 90-91
319 — David Robinson 89-90
305 — David Robinson 91-92
278 — George Johnson 80-81
265 — David Robinson 93-94

STEALS

301 — Alvin Robertson 85-86
260 — Alvin Robertson 86-87
243 — Alvin Robertson 87-88
229 — Johnny Moore 84-85
197 — Alvin Robertson 88-89

TURNOVERS

306 — George Gervin 77-78
300 — Larry Kenon 78-79
270 — David Robinson 90-91
257 — David Robinson 89-90
256 — Alvin Robertson 85-86

MINUTES

3,241 — David Robinson 93-94
3,211 — David Robinson 92-93
3,120 — Sean Elliott 91-92
3,095 — David Robinson 90-91
3,002 — David Robinson 89-90

PERSONAL FOULS

307 — Mark Olberding 80-81
306 — Paul Griffin 79-80
306 — Artis Gilmore 84-85
300 — Alvin Robertson 87-88
298 — Edgar Jones 83-84

DISQUALIFICATIONS

13 — Steve Johnson 85-86
12 — George Gervin 76-77
11 — Frank Brickowski 87-88
10 — Frank Brickowski 88-89
9 — Paul Griffin 79-80

TOP ALL-TIME GAMES

(NBA Games Only)

SPURS

POINTS

David Robinson	71	at LA Clippers	04/24/94
George Gervin	63	at New Orleans	04/09/78
George Gervin	55	at Indiana	01/23/80
George Gervin	53	vs. Denver	01/08/80
George Gervin	52	vs. San Diego	01/11/79
Terry Cummings	52	vs. Charlotte	01/31/90
David Robinson	52	vs. Charlotte	01/08/93
Larry Kenon	51	vs. Detroit	03/30/80
George Gervin	50	vs. Milwaukee	03/06/82
David Robinson	50	at Minnesota	02/21/94

REBOUNDS

Dennis Rodman	32	vs. Dallas	01/22/94
Dennis Rodman	30	at Houston	02/21/95
Dennis Rodman	29	vs. Minnesota	11/09/93
Dennis Rodman	28	at Charlotte	12/01/93
Dennis Rodman	27	at Seattle	02/07/95
Dennis Rodman	27	vs. Houston	03/05/95
Dennis Rodman	26	vs. Miami	02/19/94
Dennis Rodman	25	at Phoenix	11/10/93
Dennis Rodman	25	at Golden State	03/26/94
Dennis Rodman	25	at Indiana	01/22/95
Edgar Jones	25	vs. Dallas	03/13/84
Artis Gilmore	25	vs. Utah	01/17/87

ASSISTS

John Lucas	24	vs. Denver	04/15/84
Johnny Moore	20	vs. Lakers	01/02/81
Johnny Moore	20	vs. Washington	12/10/83
John Lucas	20	at Kansas City	12/23/83
Johnny Moore	19	vs. Washington	01/11/81
John Lucas	19	vs. Atlanta	03/20/84
Rod Strickland	19	at Minnesota	03/03/92
Johnny Moore	18	vs. Detroit	02/08/83
Johnny Moore	18	at Philadelphia	04/06/83
Johnny Moore	18	vs. Seattle	11/06/83
John Lucas	18	at Denver	01/11/84
John Lucas	18	vs. Denver	01/18/84

OPPONENTS

POINTS

Purvis Short	57	at Golden State	01/07/84
Billy Knight	52	vs. Indiana	11/11/80
Kiki Vandeweghe	50	at Denver	01/11/84
Bernard King	50	vs. New York	01/31/84
Dominique Wilkins	48	vs. Atlanta	01/13/88
Clyde Drexler	48	at Portland	11/24/91
Hakeem Olajuwon	47	at Houston	01/22/95
Adrian Dantley	47	at Utah	03/14/86
Dale Ellis	47	at Seattle	01/09/88
Isiah Thomas	46	vs. Detroit	02/08/83

REBOUNDS

Artis Gilmore	28	at Chicago	12/22/78
Moses Malone	26	at Houston	01/14/78
Moses Malone	26	at Houston	04/07/79
Maurice Lucas	26	at New Jersey	02/24/80
Dennis Rodman	26	at Detroit	01/11/93
Dave Cowens	25	vs. Boston	03/22/77
Moses Malone	25	vs. Houston	02/25/79
Wes Unseld	25	vs. Washington	03/18/80
Swen Nater	24	at Buffalo	03/14/78
Dennis Rodman	24	vs. Detroit	01/06/92

ASSISTS

John Stockton	28	at Utah	03/03/90
Kevin Johnson	25	at Phoenix	04/16/94
Kevin Porter	22	at Detroit	12/23/78
John Stockton	21	vs. Utah	04/19/92
Kevin Johnson	20	at Phoenix	04/15/89
John Stockton	20	at Utah	03/03/90
John Stockton	20	vs. Utah	03/11/91
Tiny Archibald	19	vs. Boston	10/23/79
John Stockton	19	at Utah	01/22/92
Five Players	18		

SPURS 40-POINT GAMES


PLAYER	TIMES OVER 40	RECORD	HIGH	DATE	TIMES OVER 50
George Gervin	65	(41-24)	63	04/09/78	5 (4-1)
David Robinson	19	(15-4)	71	04/24/94	3 (3-0)
Mike Mitchell	10	(6-4)	47	02/19/84	0
Larry Kenon	4	(4-0)	51	03/30/80	1 (1-0)
Ron Brewer	2	(2-0)	44	11/10/81	0
Terry Cummings	2	(2-0)	52	01/31/90	1 (1-0)
Alvin Robertson	2	(1-1)	41	12/21/85	0
Gene Banks	1	(1-0)	44	04/13/83	0
Sean Elliott	1	(1-0)	41	12/18/92	0
Artis Gilmore	1	(1-0)	40	01/25/83	0

KZEP 104.5

SAN ANTONIO'S CLASSIC ROCK

Winston & Alyce

The Most Rock In The Morning!



ACROSS

- 1 Mick's Band
- 5 Clapton Trio
- 7 ___ Ray Vaughan
- 9 Barks At The Moon
- 10 Slowhand
- 12 Pearl
- 13 Mr. Night Moves
- 15 Hair Of The Dog
- 18 Shaw's Band
- 19 ... and the Heartbreakers

- 22 Took It Easy
- 25 Mr. Mc Cartney
- 28 ___ Dan
- 29 Walked This Way

DOWN

- 1 Canadian Trio
- 2 Page's Band
- 3 Terrible Ted
- 4 Rocked You Like A Hurricane
- 6 Cold As Ice

- 8 ___ John
- 10 ... and Nash
- 11 Bad Moon Rising
- 14 Lit Your Fire
- 16 Tres Hombres
- 17 ___ Tuna
- 20 Sting's Band
- 21 Not No
- 23 Jeff Lynne's Band
- 24 Mercury's Band
- 26 Rode The Storm Out
- 27 Townsend's Band

SPURS NBA HONOR ROLL

NBA DIVISION TITLES

- 1977-78 — Central Division
1978-79 — Central Division
1980-81 — Midwest Division
1981-82 — Midwest Division
1982-83 — Midwest Division
1989-90 — Midwest Division
1990-91 — Midwest Division
1994-95 — Midwest Division

NBA MOST VALUABLE PLAYER

- 94-95 — David Robinson

NBA SCORING TITLES

- 77-78 — George Gervin, 27.2 ppg
78-79 — George Gervin, 29.6 ppg
79-80 — George Gervin, 33.1 ppg
81-82 — George Gervin, 32.3 ppg
93-94 — David Robinson, 29.8 ppg

NBA REBOUNDING TITLES

- 90-91 — David Robinson, 13.0 rpg
93-94 — Dennis Rodman, 17.3 rpg
94-95 — Dennis Rodman, 16.8 rpg

NBA ASSISTS TITLES

- 81-82 — Johnny Moore, 9.6 apg

NBA BLOCKED SHOTS TITLES

- 80-81 — George Johnson, 3.39 bpg
81-82 — George Johnson, 3.12 bpg
91-92 — David Robinson, 4.49 bpg

NBA STEALS TITLES

- 85-86 — Alvin Robertson, 3.67 spg
86-87 — Alvin Robertson, 3.21 spg

FIELD GOAL PCT. TITLES

- 82-83 — Artis Gilmore, .626
83-84 — Artis Gilmore, .631
85-86 — Steve Johnson, .632

3-PT. FG PCT. TITLES

- 82-83 — Mike Dunleavy, .345

NBA ALL-STAR GAMES

- 1977 — George Gervin
1978 — George Gervin
— Larry Kenon
1979 — George Gervin
— Larry Kenon
1980 — George Gervin
1981 — George Gervin
1982 — George Gervin
1983 — George Gervin
— Artis Gilmore
1984 — George Gervin
1985 — George Gervin
1986 — Artis Gilmore
— Alvin Robertson
1987 — Alvin Robertson
1988 — Alvin Robertson
1990 — David Robinson
1991 — David Robinson
1992 — David Robinson
1993 — Sean Elliott
— David Robinson
1994 — David Robinson
1995 — David Robinson

ALL-NBA FIRST TEAM

- 77-78 — George Gervin
78-79 — George Gervin
79-80 — George Gervin
80-81 — George Gervin
81-82 — George Gervin
90-91 — David Robinson
91-92 — David Robinson
94-95 — David Robinson

ALL-NBA SECOND TEAM

- 76-77 — George Gervin
82-83 — George Gervin
85-86 — Alvin Robertson
93-94 — David Robinson

ALL-NBA THIRD TEAM

- 89-90 — David Robinson
92-93 — David Robinson
94-95 — Dennis Rodman

NBA ROOKIE OF THE YEAR

- 89-90 — David Robinson

SPURS NBA HONOR ROLL

NBA ALL-ROOKIE FIRST TEAM

- 87-88 — Greg Anderson
88-89 — Willie Anderson
89-90 — David Robinson
-

NBA ALL-ROOKIE SECOND TEAM

- 80-81 — Reggie Johnson
89-90 — Sean Elliott
-

NBA DEFENSIVE PLAYER OF THE YEAR

- 85-86 — Alvin Robertson
91-92 — David Robinson
-

NBA ALL-DEFENSE FIRST TEAM

- 86-87 — Alvin Robertson
90-91 — David Robinson
91-92 — David Robinson
94-95 — David Robinson
Dennis Rodman
-

NBA ALL-DEFENSE SECOND TEAM

- 80-81 — George Johnson
85-86 — Alvin Robertson
87-88 — Alvin Robertson
88-89 — Alvin Robertson
89-90 — David Robinson
92-93 — David Robinson
93-94 — David Robinson
Dennis Rodman
-

MOST IMPROVED PLAYER

- 85-86 — Alvin Robertson
-

NBA EXECUTIVE OF THE YEAR

- 77-78 — Angelo Drossos
89-90 — Bob Bass
-

NBA PLAYER OF THE WEEK

- 01/27/80 — George Gervin
11/15/81 — Ron Brewer
12/06/81 — George Gervin
01/03/82 — George Gervin
03/07/82 — George Gervin
01/30/83 — Artis Gilmore
12/15/85 — Alvin Robertson
11/23/86 — Alvin Robertson
12/24/89 — Terry Cummings
02/26/90 — David Robinson
03/25/90 — David Robinson
04/22/90 — David Robinson
12/01/91 — David Robinson
11/29/92 — David Robinson
12/27/92 — Sean Elliott
01/03/93 — David Robinson
12/05/93 — David Robinson
02/06/94 — David Robinson
02/20/94 — David Robinson
03/06/94 — David Robinson
04/24/94 — David Robinson
04/02/95 — David Robinson
-

NBA PLAYER OF THE MONTH

- 01/80 — George Gervin
12/85 — Alvin Robertson
01/91 — David Robinson
02/94 — David Robinson
03/95 — David Robinson
-

NBA IBM AWARD

- 89-90 — David Robinson
90-91 — David Robinson
93-94 — David Robinson
94-95 — David Robinson
-

NBA COACH OF THE MONTH

- 03/83 — Stan Albeck
12/85 — Cotton Fitzsimmons
01/93 — John Lucas
02/95 — Bob Hill
04/95 — Bob Hill
-

NBA ROOKIE OF THE MONTH

- 03/88 — Greg Anderson
11/88 — Willie Anderson
11/89, 12/89, 01/90, 02/90, 03/90 & 04/90
— David Robinson
-

Current Spurs in Bold

SPURS AMONG LEAGUE LEADERS

1976-77

Mike Gale — 8th in assists	5.8 apg
— 5th in steals	2.33 spg
George Gervin — 9th in scoring	23.1 ppg
— 4th in FG%	.544 (726-1335)
Larry Kenon — 12th in scoring	21.9 ppg
— 10th in rebounds	11.3 rpg
Billy Paultz — 9th in blocks	2.11 bpg

1977-78

Mike Gale — 4th in steals	2.27 spg
George Gervin — 1st in scoring	27.2 ppg
— 7th in FG%	.536 (864-1611)
Larry Kenon — 19th in scoring	20.6 ppg
— 8th in FT%	.854 (276-323)
Billy Paultz — 9th in FG%	.529 (518-979)
— 5th in blocks	2.43 bpg

1978-79

George Gervin — 1st in scoring	29.6 ppg
Larry Kenon — 15th in scoring	22.1 ppg

1979-80

George Gervin — 1st in scoring	33.1 ppg
Larry Kenon — 20th in scoring	20.1 ppg
James Silas — 4th in FT%	.887 (339-382)

1980-81

George Gervin — 3rd in scoring	27.1 ppg
George Johnson — 1st in blocks	3.39 bpg

1981-82

Mike Bratz — 9th in 3-pt FG%	.333 (46-138)
George Gervin — 1st in scoring	32.3 ppg
— 4th in FT%	.864 (555-642)
Mike Mitchell — 18th in scoring	20.5 ppg
Johnny Moore — 1st in assists	9.6 apg
— 9th in steals	2.06 spg
George Johnson — 1st in blocks	3.12 bpg

1982-83

Mike Dunleavy — 1st in 3-pt FG%	.345 (67-194)
George Gervin — 4th in scoring	26.2 ppg
— 4th in FT%	.853 (517-606)
Artis Gilmore — 1st in FG%	.626 (556-888)
— 4th in rebounds	12.0 rpg
— 5th in blocks	2.34 bpg
Johnny Moore — 2nd in assists	9.8 apg
— 3rd in steals	2.52 spg

1983-84

George Gervin — 6th in scoring	25.9 ppg
Artis Gilmore — 1st in FG%	.631 (351-556)
— 5th in blocks	2.06 bpg
John Lucas — 4th in assists	10.7 apg
Mike Mitchell — 8th in scoring	23.3 ppg
Johnny Moore — 5th in assists	9.6 apg
— 3rd in 3-pt FG%	.322 (28-87)

1984-85

Artis Gilmore — 2nd in FG%	.623 (532-854)
— 9th in rebounds	10.4 rpg
— 7th in blocks	2.14 bpg
Mike Mitchell — 17th in scoring	22.2 ppg
Johnny Moore — 3rd in assists	10.0 apg
— 2nd in steals	2.79 spg

SPURS AMONG LEAGUE LEADERS

1985-86

Artis Gilmore	— 2nd in FG%	.618 (423-684)
Mike Mitchell	— 9th in scoring	23.4 ppg
George Johnson	— 1st in FG%	.632 (362-573)
Alvin Robertson	— 1st in steals	3.67 spg

1986-87

Artis Gilmore	— 2nd in FG%	.597 (346-580)
Alvin Robertson	— 1st in steals	3.21 spg

1987-88

Walter Berry	— 5th in FG%	.563 (540-960)
Johnny Dawkins	— 5th in FT%	.896 (198-221)
Alvin Robertson	— 2nd in steals	2.96 spg

1988-89

Alvin Robertson	— 2nd in steals	3.03 spg
-----------------	-----------------	----------

1989-90

Terry Cummings	— 16th in scoring	22.4 ppg
David Robinson	— 10th in scoring	24.3 ppg
	— 2nd in rebounds	12.0 rpg
	— 3rd in blocks	3.89 bpg

1990-91

David Robinson	— 9th in scoring	25.6 ppg
	— 1st in rebounds	13.0 rpg
	— 2nd in blocks	3.90 bpg
	— 9th in FG%	.552 (754-1366)

1991-92

David Robinson	— 7th in scoring	23.2 ppg
	— 4th in rebounds	12.2 rpg
	— 7th in FG%	.551 (592-1074)
	— 5th in steals	2.32 spg
	— 1st in blocks	4.49 bpg
Rod Strickland	— 5th in assists	8.6 apg

1992-93

Antoine Carr	— 10th in FG%	.538 (379-705)
Avery Johnson	— 14th in assists	7.5 apg
David Robinson	— 9th in scoring	23.4 ppg
	— 9th in rebounds	11.7 rpg
	— 5th in blocks	3.22 bpg

1993-94

David Robinson	— 1st in scoring	29.8 ppg
	— 14th in rebounds	10.7 rpg
	— 3rd in blocks	3.31 bpg
Dennis Rodman	— 1st in rebounds	17.3 rpg

1994-95

David Robinson	— 3rd in scoring	27.6 ppg
	— 7th in rebounds	10.8 rpg
	— 4th in blocks	3.23 bpg
Dennis Rodman	— 1st in rebounds	16.8 rpg
Avery Johnson	— 7th in assists	8.2 apg

SPURS ALL-TIME DRAFT HISTORY

1967

First Five Rounds

Matthew Aitch, Michigan St.
Jim Burns, Northwestern
Gary Gray, Oklahoma City
Pat Riley, Kentucky
Jamie Thompson, Wichita St.

Additional Rounds

Paul Brateris, Tennessee Wesleyan
Jeff Fitch, East Texas St.
Ted Manning, North Carolina A&T
Duane Heckman, Dickinson College
Gilbert McDowell, Tennessee Wesleyan
Jerry Southwood, Vanderbilt
Tom Storm, Montana St.

1968

First Five Rounds

Shaler Halimon, Utah St.
Rich Jones, Memphis St.
Bob Lewis, South Carolina St.
John Smith, Southern Colorado St.
Jo Jo White, Kansas

Second Five Rounds

Wally Anderzunas, Creighton
Ron Boone, Idaho St.
Glen Combs, Virginia Tech
C.A. Core, SE Louisiana
Roy Manning, Lane College

Third Five Rounds

Billy Arnold, Texas
Gene Jones, Missouri
Gene Littles, High Point
Mickey McCarty, TCU
Calvin Pettit, Central Missouri St.

Additional Rounds

Willie Worsley, Texas-El Paso

1969

First Five Rounds

Willie Brown, Middle Tennessee St.
Bobby Christian, Grambling
Tom Hagan, Vanderbilt
A.W. Holt, Jackson St.
Cliff Shegogg, Colorado St.

Second Five Rounds

Butch Beard, Louisville
Jake Ford, Maryland St.
Jud Roberts, Mercer University
Ron Sanford, New Mexico
Willie Scott, Troy St.

1970

First Five Rounds

Nate Archibald, Texas-El Paso
Immanuel Cannon, Grambling
Bob Croft, Tennessee
Joe Hamilton, North Texas St.
John Johnson, Iowa
Stan Love, Oregon

Second Five Rounds

Michael Bernard, Kentucky St.
Bill Cain, Iowa St.
Randall Causey, McMurry
Al Henry, Wisconsin
Steve Patterson, UCLA

Glen Vidnovic, Iowa

Third Five Rounds

Paul Brown, Arkansas Tech
Ron Pitts, Wiley College

1971

First Three Rounds

Roger Brown, Kansas
Stan Love, Oregon
Gary Nelson, Duquesne
Walt Szezerbiak, George Washington
Sidney Wicks, UCLA

Additional Rounds

- Gene Phillips, SMU
- Collis Jones, Notre Dame
- George Trapp, Long Beach St.
- Sterling Quant, Central St.
- Curtis Rowe, UCLA
- Jimmy Guymon, E. New Mexico St.
- Gene Knolle, Texas Tech
- Al Shumate, North Texas St.
- Willie Hart, Grambling
- Eugene (Goo) Kennedy, TCU
- Bill Brickhouse, Montana St.
- William Chatman, Baylor
- Harry Taylor, Los Angeles Baptist
- Dan McGhee, Howard Payne

1972

First Five Rounds

LaRue Martin, Loyola, Chicago
Mike Ratliff, Eau Claire St.
Bob Morse, Penn
Bill Walton, UCLA
Steve Hawes, Washington

Additional Rounds

Jim Creighton, Colorado
Frank Schade, Eau Claire St.
Ansley Truitt, California
Wayne Grabiec, Michigan
Jerry Zelinski, Northern Illinois
Jeff Hickman, Houston
Stan Key, Kentucky
Don Wiese, Ripon College
Rhea Taylor, Arizona St.
Ron Williams, Murray St.
Joe Reddick, Albany St.
Al Vilcheck, Louisville

1973

ABA Dispersal Draft (Held after 1972 season following dissolution of Miami & Pittsburgh)

- Harley Swift, East Tennessee St. (Pittsburgh)
- John Gianelli, Pacific (Pittsburgh)
- Jerry Brucks, Wyoming (Miami)
- Bobby Jack, Oklahoma (Miami)

1972

Special Circumstance Draft

- Kevin Kunnert, Iowa
- John Brown, Missouri

1973

- Mike D'Antoni, Marshall
- Kevin Joyce, South Carolina
- Tom Kozelko, Toledo
- Traded to New York
- Luke Witte, Ohio St.
- Gary Melchionni, Duke
- Richie Fuqua, Oral Roberts
- Henry Wilmore, Michigan
- Mark Sibley, Northwestern
- Larry Lilly, Alabama St.

1973

Undergraduate Draft

- Dwight Jones, Houston
- Tom Henderson, Hawaii

1973

Supplementary Draft

- Craig Littlepage, Penn
- John Coughran, California
- Bob Fullerton, Xavier
- Bob Kilgore, Michigan St.
- Ron Hogue, Georgia
- John Lang, Augustana
- Jeff Overhouse, Texas A&M
- Tim Dominiz, Valdosta St.
- Bill Harris, Northern Illinois
- Bob Bodell, Maryland
- Leon Howard, Wisconsin
- Jeff Jellison, SE Massachusetts

1974

- Traded to Virginia
- Leonard Robinson, Tennessee St.
- Traded to Utah
- Collis Temple, LSU (from Kentucky)
- Fred Saunders, Syracuse
- Kim Hughes (from Indiana)
- Eugene Short, Jackson St.
- Gary Anderson, Wisconsin
- Gerald Cunningham, Kentucky St.
- Hercle Ivy, Iowa St.
- Walter Lueckett, Ohio
- Charles Ogan, Carson-Newman

1975

- Mark Olberding, Minnesota
- Traded to Indiana
- Rick Suttle, Kansas (from Kentucky)
- Billy Taylor, LaSalle
- Ken Smith, Tulsa
- Robert Parish, Centenary
- Bayard Forrest, Grand Canyon
- Henry Ward, Jackson St.
- Gary Tomaszewski, St. Mary's

1976

(NBA Dispersal Draft)

- Louie Dampier, Kentucky

SPURS ALL-TIME DRAFT HISTORY

THE NBA DRAFT

1977

1. Traded to Los Angeles
2. Jeff Wilkins, Illinois St.
3. Dan Henderson, Arkansas St.
4. Matt Hicks, Northern Illinois
5. Scott Sims, Missouri
6. Bruce Buckley, North Carolina
7. Richard Robinson, New Mexico St.
8. Jerome Gladney, Arizona

1978

1. Frankie Sanders, Southern
2. Traded to Seattle
3. Gerald Henderson, Va. Common.
4. Rich Adams, Illinois
5. Eugene Parker, Purdue
6. Harry Morgan, Indiana St.
7. Hector Olivencia, Sacred Heart
8. Henry Taylor, Pan American
9. Rick Taylor, Arizona St.
10. Larry Brewster, Florida

1979

1. Wiley Peck, Mississippi St.
2. Traded to Portland
3. Sylvester Norris, Jackson St.
4. Al Daniel, Furman
5. Steve Schall, Arkansas
6. Terry Knight, Pittsburgh
7. Tyrone Branyan, Texas
8. Ed Jones, Tennessee St.
9. Eddie McLeod, UNLV
10. Glen Fine, Harvard

1980

1. Reggie Johnson, Tennessee
2. Traded to Los Angeles
2. Michael Wiley, Long Beach St. (from KC)
3. Lavon Mercer, Georgia (from Houston)
3. Rich Yonaker, North Carolina
4. Calvin Roberts, Cal State-Fullerton
5. Gib Hinz, Wisconsin-Eau Claire
6. Dean Uthoff, Iowa St.
7. Allan Zahn, Arkansas
8. Bill Bailey, Pan American
9. Al Williams, North Texas St.
10. Steve Schall, Arkansas

1981

1. Traded to New Jersey
2. Gene Banks, Duke (from Cleveland)
2. Ed Rains, South Alabama (from Seattle)
2. Traded to Washington
3. Tom Baker, Eastern Kentucky
4. Earl Belcher, St. Bonaventure
5. Mike Rhodes, Vanderbilt
6. Doc Shavers, Jackson St.
7. Mark Mindeman, N. Michigan
8. Bob Bartholemew, San Diego
9. Leonel Marquetti, Hampton Institute
10. Alvin Brooks, Lamar

1982

1. Traded to Detroit
2. Oliver Robinson, UAB
3. Willie Redden, South Florida
4. Tony Grier, South Florida
5. Clarence Swannegan, Texas Tech
6. Jaime Pena, New Mexico St.
7. Delonte Taylor, North Texas St.
8. Chris Faggi, Memphis St.
9. Harry O'Brien, St. Mary's
10. Keith White, McMurray

1983

1. John Paxson, Notre Dame
2. Darrell Lockhart, Auburn (from Atlanta)
2. Traded to New Jersey
2. Kevin Williams, St. John's (from Los Angeles)
3. Traded to Cleveland
4. Brant Weidner, William & Mary
5. Jeff Pehl, Richmond
6. Ricky Hooker, St. Mary's
7. Keith Williams, Panhandle St.
8. Norville Brown, Oklahoma Christian
9. Gary Gaspard, St. Mary's
10. Lamar Heard, Georgia

1984

1. Alvin Robertson, Arkansas
2. Traded to Detroit
2. Traded to Kansas City
3. Joe Binion, North Carolina A&T (from Denver)
4. Joe Devereaux, Ohio
4. Ozell Jones, Cal State-Fullerton (from Milwaukee)
5. Eric Richardson, Alabama
5. Dion Brown, SW Louisiana
7. Michael Pitts, California
8. Danny Tarkanian, UNLV
9. Melvin Roseboro, St. Mary's
10. Frank Rodriguez, New Mexico St.

1985

1. Alfredrick Hughes, Loyola
2. Mike Brittain, South Carolina (from Sacramento)
2. Tyrone Corbin, DePaul (from Washington)
2. Traded to New Jersey
3. Traded to Detroit
4. Scott Roth, Wisconsin
5. Clayton Olivier, USC
6. Chris Harper, Oregon
7. Al Young, Virginia Tech

1986

1. Johnny Dawkins, Duke
2. Kevin Duckworth, Eastern Illinois
3. Forrest McKenzie, Loyola Marymount (from N.Y.)
4. Carlos Briggs, Baylor
5. Earl Kelley, Connecticut
6. Kevin Lewis, SMU
7. Michael Anderson, Pan American

1987

1. David Robinson, Navy
1. Greg Anderson, Houston (from L.A. Lakers)
2. Nate Blackwell, Temple
3. Phil Zvenbergen, Washington
4. Todd May, Pikeville
5. Dennis Williams, Georgia
6. Ricky Brown, South Alabama
7. Raynard Davis, Texas

1988

1. Willie Anderson, Georgia
2. Shelton Jones, St. John's (from New Jersey)
2. Traded to Philadelphia
3. Barry Sumpter, Austin Peay
3. Archie Marshall, Kansas (from L.A. Lakers)

1989

1. Sean Elliott, Arizona
2. Traded to Milwaukee

1990

1. Dwayne Schintzius, Florida
2. Tony Massenburg, Maryland (from Milwaukee)
2. Traded to L.A. Lakers
2. Sean Higgins, Michigan (from L.A. Lakers)

1991

1. Traded to Orlando
2. Greg Sutton, Oral Roberts

1992

1. Tracy Murray, UCLA
2. Henry Williams, UNC Charlotte

1993

1. Traded to Charlotte
2. Chris Whitney, Clemson

1994

1. Bill Curley, Boston College
2. Traded to Sacramento

1995

1. Cory Alexander, Virginia
2. Traded to Houston

KEY DATES IN SPURS HISTORY

OCTOBER 10, 1973

In the first game in San Antonio history, the Spurs fell to the San Diego Conquistadors 121-106 in the HemisFair Arena . . . Rich Jones led the Spurs in scoring with 25 points . . . the Spurs lost their first four games before claiming their first win on 10/16/73 when they beat the Virginia Squires, 116-106.

JANUARY 30, 1974

After a month of fighting, Angelo Drossos pulled off the biggest deal in Spurs history, purchasing George Gervin from the Virginia Squires . . . the transaction wasn't a simple one due to legal battles between the Spurs, the Squires and the ABA League Office . . . in fact, at one point, the 21-year-old Gervin went into hiding for a week as the three parties battled it out . . . in the end Drossos and the Spurs won, and the rest, as they say, is history.

JANUARY 28, 1975

On this date the city of San Antonio hosted the 1975 ABA All-Star Game . . . on the West squad were three Spurs, George Gervin, James Silas and Swen Nater . . . but the East team dominated the game, posting a 151-124 win in front of 10,449 in the HemisFair Arena . . . the coaches that night are both now in the NBA, Kevin Loughery led the East while Larry Brown directed the West.

OCTOBER 22, 1976

The Spurs made their NBA debut, beating the 76ers 121-118 in Philadelphia . . . Billy Paultz paced the Spurs with 27 points . . . later in the week, on 10/27/76, the Spurs played their first NBA game in the HemisFair Arena, beating Phoenix 115-106 behind a 41-point effort by Larry Kenon . . . the Spurs finished their first NBA season with a 44-38 record and a trip to the playoffs . . . also making his NBA debut that night was Julius Erving of the Sixers.

APRIL 9, 1978

George Gervin set an NBA record scoring 33 points in the second quarter as the Spurs fell to New Orleans 153-132 in the final game of the regular season . . . earlier in the day David Thompson had scored 73 points and entering the game Gervin knew that he needed to score 58 points to edge out Thompson for the 1978 NBA scoring title . . . Gervin came through . . . he had 53 at halftime and finished the game with 63 points - despite sitting out the fourth quarter - to claim his first scoring title.

APRIL 15, 1983

Spurs announced their All Decade Team . . . on the squad were George Gervin, Artis Gilmore, Mike Mitchell, James Silas and Mark Olberding . . . the Iceman was named the Spurs Player of the Decade . . . the same night Artis Gilmore scored his 20,000th career point.

FEBRUARY 28, 1984

The Spurs retired the number 13 worn by James Silas . . . it was the first number ever retired by the Spurs franchise and Silas earned the honor . . . in his career he appeared in 618 games, scoring 10,290 points and handing out 2,406 assists . . . Silas - who was an original Spur - enjoyed his best season in 1975-76 when he averaged 23.8 points, 5.4 assists and 4.0 rebounds . . . his career was cut short by a knee injury that he suffered in November of 1976.

MAY 17, 1987

The Spurs won the NBA Draft Lottery on this date in New York . . . Bob Bass was on hand with a lucky Red Chameleon . . . the good luck charm worked as the Spurs beat out six other teams and won the number one pick in the 1987 Draft, which they used to select All-Star center David Robinson.

KEY DATES IN SPURS HISTORY

DECEMBER 5, 1987

On this night the Spurs retired the number 44 jersey worn by George Gervin . . . 15,786 were on hand to pay tribute to the greatest player in Spurs history . . . in his 12 seasons with the Spurs, the Iceman scored 23,602 points and led the NBA in scoring four times.

MAY 27, 1988

Red McCombs purchased the Spurs for \$47 million, becoming the first principal owner of the franchise . . . the transaction took place after months of negotiations between McCombs and the Spurs original majority owner, Angelo Drossos.

NOVEMBER 4, 1989

In his first NBA game rookie center David Robinson led the Spurs to a 106-98 win over the Lakers in front of a crowd of 15,868 in the HemisFair Arena . . . Robinson didn't miss a beat despite the fact that he had spent the two previous years serving as a Navy ensign, stationed at King's Bay, GA . . . the Admiral finished the game with 23 points and 17 rebounds.

FEBRUARY 6, 1990

The Spurs beat the Atlanta Hawks 105-94 to claim their 20th consecutive win in the HemisFair Arena . . . the 20-game home winning streak is still the longest in franchise history . . . the Spurs finished the season with a franchise-best 56-26 record, including a 34-7 mark in the Arena.

MARCH 26, 1993

On this date a group of 22 investors purchased the franchise from Red McCombs for \$75 million . . . the two leaders of the group were Bob Coleman and Robert McDermott . . . the original deal was struck on 2/19/93 between the group and McCombs, then a month later the move - with some minor changes - was approved by the NBA League Office.

MAY 20, 1993

The end of an era . . . after calling the HemisFair Arena home for 20 years the Spurs played their final game in the Arena falling to the Suns 102-100 in Game 6 of their Western Conference Semifinal . . . in those 20 seasons, the Spurs played 893 regular season and playoff games in the Arena, attracting 9,384,395 fans.

APRIL 9, 1995

The Spurs posted a 101-87 win over the Lakers in the Forum to record their 15th consecutive win...with the win the Spurs established a pair of franchise records, one for the longest overall winning streak with 15 straight and the other for the most consecutive games won on the road with 8 straight...the 15 game winning streak gave the Spurs an amazing seven-week stretch in which they won 25 of 27 games.

MAY 23, 1995

On this date the NBA announced its 1994-95 Most Valuable Player - Mr. David Robinson...the Admiral led the Spurs to a 62-20 record - the best mark in the NBA in 1994-95 - and is the first player in San Antonio history to win the award...Robinson was among league leaders in five categories: scoring, rebounding, blocked shots, steals and field goal percentage.

SPURS ALL-TIME TRANSACTIONS

NBA SEASONS ONLY

1976-77

August 20: Selected **Louie Dampier** in the NBA Dispersal Draft.
Signed free agent **Mike D'Antoni**.
October 19: Waived **Ken Smith**.
November 4: Signed free agent **Louie Nelson**.
November 16: Acquired **Mack Calvin** from the Los Angeles Lakers.
November 17: Waived **Louie Nelson**.
November 22: Waived **Mike D'Antoni**.
December 13: Waived **Henry Ward**.
February 11: Waived **Mack Calvin**.
April 19: Signed free agent **Rick Bullock**.
May 5: Resigned Head Coach **Doug Moe**.

1977-78

July 20: Signed draft pick **Jeff Wilkins**.
October 14: Signed free agent **Jim Eakins**; Released **Jeff Wilkins**.
November 12: Acquired **Mike Green** from Seattle for second round draft picks in 1978 and 1979.
November 22: Waived **Jim Eakins**.
November 28: Waived **Scott Sims**.
April 14: Named **George Karl** Assistant Coach.
May 8: Resigned **Mike Gale**.
May 11: Signed Head Coach **Doug Moe** to a contract extension.

1978-79

June 12: Resigned **Billy Paultz**.
July 7: Acquired **Mel Davis** from New Orleans for a third round draft pick in 1979.
September 20: Waived **Gerald Henderson** and **Marshall Rogers**.
September 23: Resigned **George Gervin**.
September 25: Waived **Rich Adams**.
October 2: Waived **Moe Layton**.

1979-80

June 21: Acquired the rights to draft choice **Johnny Moore** from Seattle for cash.
July 19: Signed draft choice **Wiley Peck**.
July 20: Acquired **Paul Griffin** from Utah compensating the loss of **Allan Bristow**.
July 23: Signed draft choices **Johnny Moore**, **Sylvester Norris**, **Al Daniel** and **Terry Knight**.
August 31: Acquired **Kevin Restani** from Milwaukee for cash.
September 5: Acquired **Tate Armstrong** from Chicago compensating the loss of **Coby Dietrick**.
September 12: Resigned **Larry Kenon**.
September 13: Traded **Mike Green** to Kansas City for a second round draft pick in 1980 and cash.
October 5: Acquired **Irv Kiffin** from the Los Angeles Lakers for a second round draft pick in 1980.
December 19: Waived **Irv Kiffin**.
January 18: Acquired **John Shumate** and cash from Houston for **Billy Paultz**.
March 22: Signed **Tim Bassett**.

1980-81

June 6: Waived **Tim Bassett**.
June 11: Named **Stan Albeck** Head Coach.
June 12: Named **Morris McHone** Assistant Coach.
June 18: Signed free agent **Johnny Moore**.
July 7: Signed free agents **Ed Lawrence** and **Danny Salisbury**.
July 28: Renegotiated the contract of **George Gervin**.
August 15: Signed free agent **George Johnson**.
September 12: Received second round draft picks from Cleveland and Seattle as compensation for losing **Larry Kenon**.
September 26: Acquired **Dave Corzine** from Washington for second round draft picks in 1981 and 1982.
October 4: Waived **Sylvester Norris**.
October 6: Waived **Mike Evans**.
November 24: Traded **John Shumate** to Seattle for cash.
December 19: Acquired **Ron Brewer** from Portland for **Mike Gale**.
February 8: Signed free agent **Gus Gerard** to a 10-day contract.
March 2: Released **Gus Gerard**.

1981-82

June 16: Traded **James Silas** and rights to **Rich Yonaker** to Cleveland for 1982 second round pick and cash.
July 24: Signed draft choices **Gene Banks** and **Ed Rains**.
October 28: Acquired **Mike Kutz** from Cleveland for a third round draft pick in 1983.
December 21: Waived **Kevin Restani**.
December 24: Acquired **Mike Mitchell** and **Roger Phegley** from Cleveland for **Ron Brewer** and **Reggie Johnson**.
January 8: Signed **Steve Hayes** to a 10-day contract.
February 16: Acquired **John Lambert** from Kansas City for a third round draft pick in 1984 and cash.
March 8: Signed **Rich Yonaker** to a 10-day contract.
March 29: Signed **Rich Yonaker** for the remainder of the season.
May 20: Resigned Head Coach **Stan Albeck**.
May 25: Resigned Assistant Coach **Morris McHone**.

SPURS ALL-TIME TRANSACTIONS

1982-83

July 22:
July 30:
September 28:

September 30:
October 14:
October 16:
October 18:
October 26:
December 14:
January 18:

February 8:
February 9:
February 10:
February 10:

Acquired **Artis Gilmore** from Chicago for **Dave Corzine** and **Mark Olberding**.
Resigned **Rich Yonakor**; Signed free agents **Walter Daniels** and **Daryl Braden**.
Acquired **Jim Johnston** and second round draft picks in 1983 and 1985 from Atlanta for **George Johnson**.
Signed draft choices **Oliver Robinson** and **Willie Redden**.
Resigned **Johnny Moore**.
Acquired **Mike Dunleavy** from Houston for a second round draft pick in 1983.
Acquired **Bill Willoughby** from Houston for a second round draft pick in 1985.
Waived **Willie Redden** and **U.S. Reed**.
Waived **Jim Johnston**.
Signed free agent **Coby Dietrick** to a 10-day contract. Chicago received a fourth round draft pick in 1983 for relinquishing its rights.
Released **Coby Dietrick**.
Signed free agent **Mike Sanders**.
Waived **Bill Willoughby**.
Acquired **Edgar Jones** from Detroit for a second round draft pick in 1984 and a third round selection in 1985.
Signed free agent **Geoff Crompton** to a 10-day contract.
Signed **Geoff Crompton** for the remainder of the season.
Signed free agent **Robert Smith**.
Signed free agent **Billy Paultz**.
Waived **Geoff Crompton**.

March 4:
March 14:
March 23:
April 6:
April 7:

Signed free agent **Geoff Crompton** to a 10-day contract.
Signed **Geoff Crompton** for the remainder of the season.
Signed free agent **Robert Smith**.
Signed free agent **Billy Paultz**.
Waived **Geoff Crompton**.

1983-84

June 10:
June 15:
July 1:
July 11:
August 3:
August 17:
August 22:
October 14:
October 17:
October 18:
October 25:
November 4:

November 10:
December 4:
December 12:
December 28:
January 2:
January 11:
January 12:
January 22:
January 21:

February 25:
March 5:
March 26:
May 2:
May 9:
May 25:

Named **Morris McHone** Head Coach; Named **Allan Bristow** Assistant Coach.
Acquire **Fred Roberts** from New Jersey for rights to Head Coach **Stan Albeck**.
Signed free agent **Mike Mitchell**.
Acquired **Dave Batton** from Washington for future considerations.
Waived **Ed Rains**.
Signed draft pick **Darrell Lockhart**; Signed free agent **David Lawrence**.
Signed draft choice **Kevin Williams**.
Waived **Robert Smith**.
Acquired **Keith Edmonson** from Atlanta for cash. Waived **Mike Sanders**.
Waived **Oliver Robinson**.
Waived **David Lawrence**.
Acquired **Mark McNamara** from Philadelphia for a second round draft pick in 1988;
Waived **Darrell Lockhart**.
Waived **Dave Batton**.
Signed free agent **John Lucas**; Waived **Roger Phegley**.
Waived **Kevin Williams**.
Named **Bob Bass** Head Coach replacing **Morris McHone**.
Signed free agent **Robert Miller** to a 10-day contract.
Waived **Robert Miller**.
Signed **Dave Robisch** to a 10-day contract.
Waived **Dave Robisch**.
Acquired **Ron Brewer** from Golden State for a second round draft pick in 1985 and cash; Received a second round draft pick in 1984 for **Keith Edmonson**.
Signed free agent **Steve Lingenfelter** to a 10-day contract.
Signed **Brant Weidner** to a 10-day contract; Waived **Steve Lingenfelter**.
Signed **Brant Weidner** for the remainder of the season.
Resigned **Edgar Jones**.
Named **Cotton Fitzsimmons** Head Coach.
Signed free agents **Ralph McPherson**, **Charlie Jones** and **Jose Slaughter**.

1984-85

July 15:
July 17:
July 19:
August 17:
August 23:
August 29:
September 11:
September 12:
September 27:
October 4:
December 5:
December 11:
December 14:
December 15:
December 18:
April 10:
April 12:
May 2:

Named **Scotty Robertson** and **Gary Fitzsimmons** Assistant Coaches.
Signed draft choice **Alvin Robertson**.
Waived **Brant Weidner**.
Waived **Dean Marquardt**, **Ken Stancell** and **Ralph McPherson**.
Signed draft choice **Ozell Jones**.
Signed draft choice **Joe Binion**.
Waived **Charlie Jones**.
Matched an offer sheet from Houston to retain **John Lucas**.
Signed free agent **Ron Brewer**.
Acquired **James Bailey** from Houston for **John Lucas**.
Waived **Ron Brewer**.
Acquired **Billy Knight** from Kansas City for **Mark McNamara**.
Acquired **Jeff Cook** from Cleveland for **Edgar Jones** and cash.
Acquired **Marc Ivaroni** from Philadelphia for a third round draft pick in 1986.
Acquired Utah's second round picks in 1986 and 1988 in exchange for **Fred Roberts**.
Signed free agent **David Thirkill**.
Signed free agent **Linton Townes**.
Announced **Scotty Robertson** resigned as Assistant Coach.

1985-86

June 18:
June 19:
July 2:
July 8:

Acquired **Steve Johnson** and a second round draft pick in 1985 for **Gene Banks**.
Released **Billy Knight**.
Released **David Thirkill**.
Signed draft choice **Mike Brittain**.

SPURS ALL-TIME TRANSACTIONS

July 11:	Signed draft choice Alfredrick Hughes .
July 16:	Waived Linton Townes .
July 16:	Named Don Buse Assistant Coach.
August 29:	Signed free agent Victor Fleming .
September 18:	Signed free agents Sidney Lowe and Stewart Granger .
September 20:	Resigned Jeff Cook ; Signed draft choice Tyrone Corbin .
October 9:	Acquired Earl Jones from the Los Angeles Lakers for future considerations.
October 14:	Waived Stewart Granger and Sidney Lowe .
October 14:	Resigned Marc Ivaroni .
October 15:	Signed free agent Wes Matthews .
October 23:	Acquired Jon Sundvold from Seattle for a second round draft pick in 1986.
October 24:	Acquired David Greenwood from Chicago for George Gervin .
October 25:	Waived Victor Fleming and Ozell Jones .
October 29:	Signed free agent Johnny Moore .
January 14:	Signed free agent Rod Higgins to a 10-day contract.
February 1:	Signed Ennis Whitley to a 10-day contract; Waived Rod Higgins .
February 10:	Signed free agents Jeff Lamp and Ray Williams to 10-day contracts.
February 16:	Acquired Jeff Wilkins from Utah for Marc Ivaroni and Jeff Cook .
1986-87	
May 27:	Named Bob Weiss Head Coach.
June 19:	Acquired Mychal Thompson and the draft rights to Larry Krystkowiak from Portland for Steve Johnson .
July 2:	Resigned Alvin Robertson .
July 9:	Named Lee Rose Assistant Coach.
July 15:	Signed free agent Ed Nealy .
July 23:	Signed draft choice Johnny Dawkins .
September 25:	Resigned Artis Gilmore .
October 8:	Waived Forrest McKenzie , Alfredrick Hughes and Wes Matthews .
October 22:	Waived Jeff Taylor .
October 28:	Waived Mike Brittain .
November 22:	Signed free agent Forrest McKenzie .
December 15:	Waived Forrest McKenzie .
December 18:	Acquired Walter Berry from Portland for Kevin Duckworth .
December 29:	Signed free agent Anthony Jones to a 10-day contract.
January 17:	Signed Anthony Jones for the remainder of the season.
January 21:	Waived Tyrone Corbin .
February 13:	Acquired Frank Brickowski and Petur Gudmundsson , along with a first round draft pick in 1987, a second round pick in 1990 and cash from the Los Angeles Lakers for Mychal Thompson .
March 12:	Signed free agent Mike Brittain to a 10-day contract.
March 21:	Signed Mike Brittain to a second 10-day contract.
March 30:	Released Mike Brittain .
1987-88	
October 1:	Signed draft picks Todd May , Raynard Davis , Dennis Williams and Nate Blackwell .
October 6:	Signed draft pick Greg Anderson .
October 8:	Signed free agent David Greenwood .
October 16:	Signed free agent Jerome Henderson .
October 27:	Acquired Kurt Nimphius from Detroit for a second round draft pick in 1988.
November 4:	Waived Anthony Jones .
November 6:	Signed draft pick David Robinson .
November 12:	Signed free agent Leon Wood .
November 18:	Acquired Charles Davis from Milwaukee for Larry Krystkowiak and cash.
November 19:	Waived Johnny Moore .
December 1:	Waived Nate Blackwell .
December 28:	Waived Charles Davis .
January 29:	Signed free agent Pete Myers .
February 17:	Waived Leon Wood .
March 10:	Signed draft pick Phil Zvenbergen .
March 21:	Signed free agent Rick Wilson to a 10-day contract.
April 1:	Signed Rick Wilson to a second 10-day contract.
April 8:	Signed free agent Richard Rellford to a 10-day contract.
April 11:	Signed Rick Wilson for the remainder of the season.
April 18:	Signed Richard Rellford for the remainder of the season.
1988-89	
June 13:	Named Larry Brown Head Coach.
June 23:	Lost Jon Sundvold to Miami in the NBA Expansion Draft.
June 30:	Signed Petur Gudmundsson .
July 22:	Signed draft pick Shelton Jones .
July 28:	Acquired the draft rights to Vernon Maxwell from Denver for a second round draft pick in 1989.
August 24:	Acquired Albert King from Philadelphia for Pete Myers .
August 29:	Acquired Dallas Comegys from New Jersey for Walter Berry .
September 2:	Signed draft pick Willie Anderson .
September 23:	Signed free agent Rod Foster ; Signed draft pick Barry Sumpter .
September 27:	Signed free agent Chuck Nevitt .
October 6:	Extended Alvin Robertson's contract.
October 7:	Signed free agent Cedric Hunter .
October 8:	Signed free agent Pace Mannion .

SPURS ALL-TIME TRANSACTIONS

- October 13: Waived **Rod Foster** and **Barry Sumpter**.
October 21: Claimed **Keith Smart** off waivers from Golden State.
October 24: Waived **Chuck Nevitt** and **Pace Mannion**.
October 31: Waived **Cedric Hunter**.
November 2: Acquired **Mike Smrek** from Los Angeles Lakers for a second round draft pick in 1990.
November 3: Waived **Phil Zevenbergen**.
November 10: Waived **Keith Smart**; Signed free agents **John Stoeder** and **Darwin Cook**.
November 14: Waived **John Stoeder**.
November 22: Acquired **Jerome Whitehead** from Golden State for **Shelton Jones**.
November 25: Signed **Frank Brickowski**.
January 4: Signed free agent **Scott Roth** to a 10-day contract.
January 13: Signed **Scott Roth** for the remainder of the season.
January 26: Acquired **Calvin Natt** and **Jay Vincent** from Denver for **David Greenwood** and **Darwin Cook**; Signed free agent **Michael Anderson** to a 10-day contract.
February 6: Signed **Michael Anderson** to a second 10-day contract.
February 15: Signed **Michael Anderson** for the remainder of the season.
February 20: Waived **Calvin Natt**.
February 28: Signed **Todd Mitchell** to a 10-day contract.
March 4: Waived **Albert King**.
March 7: Waived **Todd Mitchell**.
March 20: Signed free agent **Anthony Bowie** to a 10-day contract.
March 21: Waived **Petur Gudmundsson**.
March 29: Signed **Anthony Bowie** to a second 10-day contract.
April 9: Signed **Anthony Bowie** for the remainder of the season.
April 18: Waived **Michael Anderson**.
May 28: Acquired **Terry Cummings** from Milwaukee for **Alvin Robertson** and **Greg Anderson**.
- 1989-90**
June 15: Last **Scott Roth** to Minnesota in the NBA Expansion Draft.
July 17: Signed free agent **Jens-Uwe Gordon**.
July 20: Signed free agent **Caldwell Jones**.
July 21: Signed free agent **Anthony Bowie**.
July 28: Signed free agent **Zarko Paspalj**.
August 15: Traded **Anthony Bowie** to Houston for cash.
August 28: Acquired **Maurice Cheeks**, **Cristian Welp** and **David Wingate** from Philadelphia for **Johnny Dawkins** and **Jay Vincent**.
September 22: Signed free agent **Warren Martin**.
September 29: Signed free agent **Jeff Lebo**.
October 3: Signed free agents **Lorenzo Charles** and **Kermit Washington**.
October 12: Signed draft pick **Sean Elliott**.
October 20: Waived **Warren Martin**.
October 31: Waived **Cedric Hunter**.
November 21: Waived **Jens-Uwe Gordon**.
November 22: Signed free agent **Johnny Moore**; Waived **Jeff Lebo**.
February 21: Acquired **Rod Strickland** from New York for **Maurice Cheeks**; Traded **Vernon Maxwell** to Houston for cash.
February 22: Acquired **Uwe Blab** from Golden State for **Christian Welp**.
March 5: Signed free agent **Reggie Williams**.
April 23: Signed free agent **Mike Mitchell**; Waived **Zarko Paspalj**.
- 1990-91**
July 20: Signed draft pick **Tony Massenburg**.
August 1: Acquired **Paul Pressey** from Milwaukee for **Frank Brickowski**.
August 20: Signed free agent **David Greenwood**.
August 23: Renounced the rights to **Caldwell Jones** and **Johnny Moore**.
August 29: Signed draft pick **Sean Higgins**.
September 7: Signed free agent **David Rivers**.
September 25: Acquired **Mark McNamara** from the Los Angeles Lakers for future considerations.
October 1: Signed free agents **Rick Calloway** and **Orlando Graham**; Waived **Uwe Blab**.
October 11: Signed draft pick **Dwayne Schintzius**.
October 15: Waived **Orlando Graham**.
October 17: Waived **David Rivers**.
October 29: Waived **Rick Calloway**.
October 30: Acquired **Sidney Green** from Orlando for **Mark McNamara**.
November 1: Waived **Mike Mitchell**.
November 6: Signed free agent **Byron Dinkins**.
December 10: Signed free agent **Pete Myers**.
December 17: Waived **Byron Dinkins**.
December 24: Waived **Pete Myers** and **Reggie Williams**.
January 17: Signed free agent **Avery Johnson**.
February 5: Signed free agent **Clifford Lett** to a 10-day contract.
February 25: Waived **Clifford Lett**.
- 1991-92**
May 17: Acquired **Kevin Pritchard** from Golden State for future considerations.
May 21: Waived **David Greenwood**.
June 28: Waived **David Wingate**.
August 9: Signed free agent **Tom Copa**.
August 13: Signed free agents **Mark Davis** and **Eric Johnson**.
August 15: Signed draft pick **Greg Sutton**.

SPURS ALL-TIME TRANSACTIONS

- September 11: Signed free agent **Steve Bardo**.
September 23: Acquired **Antoine Carr** from Sacramento for **Dwayne Schintzius**.
October 2: Signed free agents **Tom Garrick** and **Paul Mokeski**.
October 19: Waived **Mark Davis** and **Eric Johnson**.
October 28: Waived **Paul Mokeski** and **Kevin Pritchard**.
November 12: Signed free agent **Jud Buechler**; Waived **Steve Bardo**.
December 2: Waived **Tony Massenburg**.
December 3: Signed free agent **Donald Royal**.
December 12: Signed free agent **Vinnie Johnson**; Waived **Tom Garrick**.
December 13: Waived **Sean Higgins**.
December 17: Signed free agent **Morlon Wiley**; Waived **Avery Johnson** and **Jud Buechler**.
December 23: Signed restricted free agent **Rod Strickland**; Waived **Morlon Wiley**.
January 19: Signed free agent **Steve Bardo** to a 10-day contract.
January 21: Fired Head Coach **Larry Brown**; Named **Bob Bass** Head Coach.
February 27: Signed **Trent Tucker**; Waived **Steve Bardo**.
April 15: Hired **Jerry Tarkanian** as Head Coach.
- 1992-93**
- May 5: Renounced their rights to **Paul Pressey**.
June 25: Waived **Tom Copa**, **Vinnie Johnson** and **Donald Royal**.
July 1: Acquired **Dale Ellis** from Milwaukee for the draft rights to **Tracy Murray**.
July 21: Signed free agent **Lloyd Daniels**.
July 26: Signed draft pick **Henry Williams**.
July 30: Signed free agent **Vinny Del Negro**.
August 10: Signed free agent **Larry Smith**.
August 19: Signed free agent **Matt Othick**.
September 3: Signed free agent **David Hoppen**.
September 25: Signed free agent **Sam Mack**.
October 6: Acquired **David Wood** from Houston in exchange for a second round draft pick in 1995.
October 7: Signed free agent **Mark Wade**.
October 8: Signed free agent **Ennis Whatley**.
October 15: Waived **Henry Williams** and **Ennis Whatley**.
October 26: Signed free agent **William Bedford**.
October 30: Waived **David Hoppen** and **Mark Wade**.
November 3: Waived **Greg Sutton**.
November 19: Signed free agent **Avery Johnson**; Waived **Matt Othick**.
December 9: Acquired **J.R. Reid** from Charlotte for **Sidney Green**.
December 18: Fired Head Coach **Jerry Tarkanian**; Named **John Lucas** as Head Coach.
January 4: Waived **William Bedford**.
- 1993-94**
- August 13: Signed free agent **Sleepy Floyd**.
August 16: Signed free agent **Chris Childs**.
September 27: Signed free agent **Chuck Nevitt**.
October 1: Obtained **Dennis Rodman** and **Isaiah Morris** from Detroit for **Sean Elliott** and **David Wood**.
October 21: Placed **Sam Mack** on waivers.
October 25: Placed **Chris Childs** and **Isaiah Morris** on waivers.
November 8: Obtained guard **Negele Knight** from Phoenix for a future second round draft pick; Placed **Chuck Nevitt** on waivers.
December 15: Signed free agent **Jack Haley**.
- 1994-95**
- May 31: Named **Gregg Popovich** Executive Vice President, Basketball Operations/General Manager.
June 2: Named **Sam Schuler** Director of Player Personnel.
July 19: Acquired **Sean Elliott** from Detroit for the draft rights to **Bill Curley** and a second round pick in the 1997 NBA Draft.
July 22: Signed free agent **Avery Johnson**.
July 29: Signed free agent **Chuck Person**.
August 25: Signed free agent **Moses Malone**.
August 29: Named **Bob Hill** Head Coach.
August 31: Named **Hank Egan**, **Dave Cowens** and **Paul Pressey** Assistant Coaches.
October 6: Signed free agents **Demetrius Calip**, **Corey Crowder**, **Jack Haley**, **Julius Nwosu** and **Matt Othick**.
October 10: Waived **Demetrius Calip** and **Matt Othick**.
October 27: Waived **Corey Crowder** and **Keith Johnson**.
November 12: Signed **Corey Crowder**.
December 26: Signed free agent **Doc Rivers**; Waived **Corey Crowder**.
February 23: Signed **Howard Easley** to a 10-day contract.
March 9: Signed **Howard Easley** to a second 10-day contract.
March 18: Signed **Howard Easley** for the season.
April 14: Waived **Howard Easley**.

SPURS SINGLE SEASON ROOKIE LEADERS

POINTS

1,993	— David Robinson 89-90
1,508	— Willie Anderson 88-89
988	— Walter Berry 86-87
957	— Greg Anderson 87-88
927	— Vernon Maxwell 88-89
900	— Swen Nater 73-74
851	— William Averitt 73-74
835	— Johnny Dawkins 87-88
810	— Sean Elliott 89-90
808	— Reggie Johnson 80-81

SCORING AVERAGE

24.3	— David Robinson 89-90
18.6	— Willie Anderson 88-89
17.6	— Walter Berry 86-87
14.5	— Swen Nater 73-74
11.7	— Greg Anderson 87-88
11.7	— Vernon Maxwell 88-89
11.5	— William Averitt 73-74
10.3	— Reggie Johnson 80-81
10.2	— Johnny Dawkins 86-87
10.0	— Sean Elliott 89-90

FIELD GOAL PERCENTAGE

.589	— Ozell Jones (106-180) 84-85
.552	— Swen Nater (383-694) 73-74
.551	— Michael Wiley (76-138) 80-81
.550	— Tom Cava (22-40) 91-92
.531	— David Robinson (690-1,300) 89-90

3-PT. FIELD GOAL PERCENTAGE

368	— Anthony Jones (7-19) 86-87
364	— George Karl (8-22) 73-74
364	— Alvin Robertson (4-11) 84-85
333	— Lloyd Daniels (59-177) 92-93
333	— Chris Whitney (10-30) 93-94

3-PT. FIELD GOALS MADE

59	— Lloyd Daniels 92-93
32	— Vernon Maxwell 88-89
14	— Johnny Dawkins 86-87
10	— Chris Whitney 93-94
8	— George Karl 73-74

REBOUNDS

983	— David Robinson 89-90
844	— Swen Nater 73-74
513	— Greg Anderson 87-88
425	— Mark Olberding 75-76
417	— Willie Anderson 88-89
411	— Gene Banks 81-82
358	— Reggie Johnson 80-81
304	— Fred Roberts 83-84
302	— Walter Berry 86-87
297	— Sean Elliott 89-90

FREE THROW PERCENTAGE

.866	— Sean Elliott (187-216) 89-90
.848	— Sean Higgins (28-33) 90-91
.832	— George Karl (94-113) 73-74
.801	— Johnny Dawkins (153-191) 86-87
.789	— Mark Olberding (161-204) 75-76

ASSISTS

373	— Johnny Moore 80-81
372	— Willie Anderson 88-89
301	— Vernon Maxwell 88-89
290	— Johnny Dawkins 86-87
275	— Alvin Robertson 84-85
215	— John Paxson 83-84
164	— David Robinson 89-90
160	— George Karl 73-74
154	— Sean Elliott 89-90
153	— Michael Anderson 88-89

STEALS

150	— Willie Anderson 88-89
138	— David Robinson 89-90
127	— Alvin Robertson 84-85
120	— Johnny Moore 80-81
86	— Vernon Maxwell 88-89
67	— Johnny Dawkins 86-87
65	— George Karl 73-74
63	— William Averitt 73-74
55	— Gene Banks 81-82
54	— Greg Anderson 87-88

BLOCKED SHOTS

319	— David Robinson 89-90
122	— Greg Anderson 87-88
62	— Willie Anderson 88-89
57	— Ozell Jones 84-85
48	— Swen Nater 73-74
48	— Reggie Johnson 80-81
40	— Walter Berry 86-87
38	— Fred Roberts 83-84
30	— Mark Olberding 75-76
24	— Alvin Robertson 84-85

MINUTES

3,002	— David Robinson 89-90
2,738	— Willie Anderson 88-89
2,065	— Vernon Maxwell 88-89
2,032	— Sean Elliott 89-90
2,001	— Swen Nater 73-74
1,984	— Greg Anderson 87-88
1,722	— Reggie Johnson 80-81
1,700	— Gene Banks 81-82
1,685	— Alvin Robertson 84-85
1,682	— Johnny Dawkins 86-87

Current Spurs in Bold

SPURS ALL-TIME PLAYOFF RESULTS

1973-74

ABA WESTERN DIVISION SEMIFINALS VS. INDIANA — WON 3, LOST 4

DATE	SITE	ATT.	SA	OPP	TOP SCORER	TOP REBOUNDER
3/30	IND	7,438	113	109	27-JONES	10-NATER, GERVIN
4/1	IND	6,988	101	128	26-JONES	12-NATER
4/3	SA	10,693	115	96	27-NATER	15-NATER
4/4	SA	12,079	89	91	28-JONES	8-JONES
4/6	IND	10,079	100	105	28-SILAS	12-NATER
4/10	SA	12,304	102	86	19-AVERITT	13-NATER
4/12	IND	10,079	79	86	27-SILAS	13-NATER

1974-75

ABA WESTERN DIVISION SEMIFINALS VS. INDIANA — WON 2, LOST 4

DATE	SITE	ATT.	SA	OPP	TOP SCORER	TOP REBOUNDER
4/6	SA	8,529	119	122 (OT)	25-SILAS	23-GERVIN
4/7	SA	7,643	93	98	38-GERVIN	20-NATER
4/10	IND	12,217	103	113 (OT)	37-GERVIN	14-NATER
4/12	IND	17,389	110	109	29-GERVIN	22-NATER
4/14	SA	10,986	123	117	42-GERVIN	17-GERVIN
4/16	IND	15,675	100	115	34-GERVIN	19-NATER

1975-76

ABA SEMIFINALS VS. NEW YORK — WON 3, LOST 4

DATE	SITE	ATT.	SA	OPP	TOP SCORER	TOP REBOUNDER
4/9	NY	8,221	101	116	30-GERVIN	7-PAULTZ/GALE
4/11	NY	5,769	105	79	30-KENON	18-PAULTZ
4/14	SA	10,009	111	103	28-KENON	16-KENON
4/18	SA	9,227	108	110	28-PAULTZ/GERVIN	12-PAULTZ
4/19	NY	11,321	108	110	27-KENON	12-KENON
4/21	SA	10,484	106	105	37-GERVIN	18-KENON
4/24	NY	15,934	114	121	31-GERVIN	11-KENON

1976-77

NBA EASTERN CONFERENCE FIRST ROUND VS. BOSTON — WON 0, LOST 2

DATE	SITE	ATT.	SA	OPP	TOP SCORER	TOP REBOUNDER
4/12	BOS	13,505	94	104	20-KENON/GERVIN	10-PAULTZ
4/15	SA	12,067	109	113	30-GERVIN	7-KENON/PAUL/GALE

1977-78

NBA EASTERN CONFERENCE SEMIFINALS VS. WASHINGTON — WON 2, LOST 4

DATE	SITE	ATT.	SA	OPP	TOP SCORER	TOP REBOUNDER
4/16	SA	9,669	114	103	35-GERVIN	9-KENON
4/18	SA	9,871	117	121	46-GERVIN	8-KENON
4/21	WASH	17,417	105	118	37-KENON	8-KENON/PAULTZ
4/23	WASH	13,549	95	98	35-GERVIN	8-PAULTZ
4/25	SA	9,709	116	105	27-GERVIN	14-KENON
4/28	WASH	19,035	100	103	24-OLBERDING	9-GREEN/PAULTZ

SPURS ALL-TIME PLAYOFF RESULTS

1978-79

NBA EASTERN CONFERENCE SEMIFINALS VS. PHILADELPHIA — WON 4, LOST 3

DATE	SITE	ATT.	SA	OPP	TOP SCORER	TOP REBOUNDER
4/15	SA	10,253	119	106	31-GERVIN	9-PAULTZ
4/17	SA	16,709	121	120	29-GERVIN	7-KENON
4/20	PHIL.	14,039	115	123	32-SILAS	15-KENON
4/22	PHIL.	11,163	115	112	32-GERVIN	9-KENON
4/26	SA	16,055	97	120	19-SILAS	9-KENON
4/29	PHIL.	18,276	90	92	27-SILAS	15-KENON
5/2	SA	16,055	111	108	33-GERVIN	12-GERVIN

EASTERN CONFERENCE FINALS VS. WASHINGTON — WON 3, LOST 4

DATE	SITE	ATT.	SA	OPP	TOP SCORER	TOP REBOUNDER
5/4	WASH	19,035	118	97	34-GERVIN	21-KENON
5/6	WASH	19,035	95	115	25-KENON	8-KENON
5/9	SA	15,318	116	114	29-GERVIN	12-PAULTZ
5/11	SA	16,055	118	102	42-GERVIN	17-KENON
5/13	WASH	19,035	103	107	28-GERVIN	13-OLBERDING
5/16	SA	16,055	100	108	26-GERVIN	15-KENON
5/18	WASH	19,035	105	107	42-GERVIN	11-KENON

1979-80

NBA EASTERN CONFERENCE FIRST ROUND VS. HOUSTON — WON 1, LOST 2

DATE	SITE	ATT.	SA	OPP	TOP SCORER	TOP REBOUNDER
4/2	HOU	14,454	85	95	19-GERVIN	9-KENON/OLBERDING
4/4	SA	12,894	106	101	44-GERVIN	17-OLBERDING
4/6	HOU	15,676	120	141	37-GERVIN	8-SHUMATE

1980-81

NBA WESTERN CONFERENCE SEMIFINALS VS. HOUSTON — WON 3, LOST 4

DATE	SITE	ATT.	SA	OPP	TOP SCORER	TOP REBOUNDER
4/7	SA	13,319	98	107	30-GERVIN	12-G. JOHNSON
4/8	SA	12,128	125	113	34-OLBERDING	7-G. JOHNS/GRIFFIN
4/10	HOU	16,121	99	112	33-GERVIN	8-G. JOHNS/GERVIN
4/12	HOU	16,121	114	112	33-GERVIN	11-CORZINE
4/14	SA	16,114	117	123	25-R. JOHNSON	11-G. JOHNSON
4/15	HOU	16,121	101	96	26-GERVIN	8-THREE PLAYERS
4/17	SA	16,114	100	105	21-GERVIN	10-G. JOHNSON

1981-82

NBA WESTERN CONFERENCE SEMIFINALS VS. SEATTLE — WON 4, LOST 1

DATE	SITE	ATT.	SA	OPP	TOP SCORER	TOP REBOUNDER
4/27	SEA	14,457	95	93	31-GERVIN	11-MITCHELL
4/28	SEA	19,403	99	114	24-GERVIN	8-JOHNSON/CORZINE
4/30	SA	14,019	99	97	36-GERVIN	12-MITCHELL
5/2	SA	15,002	115	113	22-MITCHELL	9-OLBERDING/BANKS
5/5	SEA	23,180	109	103	26-GERVIN	11-CORZINE

NBA WESTERN CONFERENCE FINALS VS. LOS ANGELES LAKERS — WON 0, LOST 4

DATE	SITE	ATT.	SA	OPP	TOP SCORER	TOP REBOUNDER
5/9	LA	15,700	117	128	34-GERVIN	11-CORZINE
5/11	LA	17,505	101	110	34-MITCHELL	13-CORZINE
5/14	SA	15,800	108	118	39-GERVIN	15-GERVIN
5/15	SA	15,800	123	128	38-GERVIN	10-MITCHELL

SPURS ALL-TIME PLAYOFF RESULTS

1982-83

NBA WESTERN CONFERENCE SEMIFINALS VS. DENVER — WON 4, LOST 1

DATE	SITE	ATT.	SA	OPP	TOP SCORER	TOP REBOUNDER
4/26	SA	10,116	152	133	42-GERVIN	11-BANKS
4/27	SA	10,690	126	109	30-GERVIN	12-GILMORE
4/29	DEN	16,965	127	126 (OT)	39-MOORE	14-GILMORE
5/2	DEN	15,039	114	124	27-MOORE	11-GILMORE
5/4	SA	12,736	145	105	26-GERVIN	15-GILMORE

NBA WESTERN CONFERENCE FINALS VS. LOS ANGELES LAKERS — WON 2, LOST 4

DATE	SITE	ATT.	SA	OPP	TOP SCORER	TOP REBOUNDER
5/8	LA	15,063	107	119	26-MITCHELL	9-GERVIN
5/10	LA	17,505	122	113	32-GERVIN	20-GILMORE
5/13	SA	15,782	100	113	23-MITCHELL	14-GILMORE
5/15	SA	15,782	121	129	35-MITCHELL	11-MITCHELL
5/18	LA	17,505	117	112	26-MITCHELL	14-GILMORE
5/20	SA	15,782	100	101	25-GERVIN	18-GILMORE

1984-85

NBA WESTERN CONFERENCE FIRST ROUND VS. DENVER — WON 2, LOST 3

DATE	SITE	ATT.	SA	OPP	TOP SCORER	TOP REBOUNDER
4/18	DEN	12,128	111	141	23-MITCHELL	8-JONES
4/20	DEN	17,022	113	111	41-GERVIN	12-GILMORE
4/23	SA	8,799	112	115	30-GERVIN	14-GILMORE
4/26	SA	8,621	116	111	37-MITCHELL	13-GILMORE
4/28	DEN	17,022	99	126	19-GILMORE	8-LAVAR/GILMORE

1985-86

NBA WESTERN CONFERENCE FIRST ROUND VS. LOS ANGELES LAKERS — WON 0, LOST 3

DATE	SITE	ATT.	SA	OPP	TOP SCORER	TOP REBOUNDER
4/17	LA	17,595	88	135	24-MITCHELL	4-MITCH/JOHNSON
4/19	LA	17,595	94	122	30-MATTHEWS	7-GREENWOOD
4/23	SA	7,918	94	114	30-MATTHEWS	11-GILMORE

1987-88

NBA WESTERN CONFERENCE FIRST ROUND VS. LOS ANGELES LAKERS — WON 0, LOST 3

DATE	SITE	ATT.	SA	OPP	TOP SCORER	TOP REBOUNDER
4/29	LA	17,595	110	122	34-ROBERTSON	5-ANDERSON/BERRY
5/1	LA	17,595	112	130	28-ROBERTSON	12-BRICKOWSKI
5/3	SA	11,542	107	109	27-BERRY	5-ANDERSON

1989-90

NBA WESTERN CONFERENCE FIRST ROUND VS. DENVER — WON 3, LOST 0

DATE	SITE	ATT.	SA	OPP	TOP SCORER	TOP REBOUNDER
4/26	SA	15,910	119	103	27-ANDERSON	13-ROBINSON
4/28	SA	15,910	129	120	31-ROBINSON	13-CUMMINGS
5/1	DEN	15,694	131	120	28-CUMMINGS	16-ROBINSON

NBA WESTERN CONFERENCE SEMIFINALS VS. PORTLAND — WON 3, LOST 4

DATE	SITE	ATT.	SA	OPP	TOP SCORER	TOP REBOUNDER
5/6	PORT	12,884	94	107	20-BRICKOWSKI	9-ROBINSON
5/8	PORT	12,884	112	122	33-CUMMINGS	8-ROBINSON
5/10	SA	15,910	121	98	28-ROBINSON	9-CUMM/STRICK
5/12	SA	15,910	115	105	35-CUMMINGS	11-CUMMINGS
5/15	PORT	12,884	132	138 (OT)	32-CUMMINGS	15-ROBINSON
5/17	SA	15,910	112	97	30-ANDERSON	13-ROBINSON
5/19	PORT	12,884	105	108	27-CUMMINGS	16-ROBINSON

SPURS ALL-TIME PLAYOFF RESULTS

1990-91

NBA WESTERN CONFERENCE FIRST ROUND VS. GOLDEN STATE — WON 1, LOST 3

DATE	SITE	ATT.	SA	OPP	TOP SCORER	TOP REBOUNDER
4/25	SA	15,908	130	121	38-ANDERSON	13-ROBINSON
4/27	SA	15,908	98	111	28-ROBINSON	15-ROBINSON
5/1	GS	15,025	106	109	27-ROBINSON	12-ROBINSON
5/3	GS	15,025	97	110	23-ELLIOTT	14-ROBINSON

1991-92

NBA WESTERN CONFERENCE FIRST ROUND VS. PHOENIX — WON 0, LOST 3

DATE	SITE	ATT.	SA	OPP	TOP SCORER	TOP REBOUNDER
4/24	PHO	14,496	111	117	30-CUMMINGS	12-CUMMINGS
4/26	PHO	14,496	107	119	31-CUMMINGS	16-CUMMINGS
4/29	SA	14,853	92	101	20-CARR	12-CARR/CUMMINGS

1992-93

NBA WESTERN CONFERENCE FIRST ROUND VS. PORTLAND — WON 3, LOST 1

DATE	SITE	ATT.	SA	OPP	TOP SCORER	TOP REBOUNDER
4/29	PORT	12,888	87	86	18-ELLIOTT	15-ROBINSON
5/1	PORT	12,888	96	105	15-ROB/CUMMINGS	14-ROBINSON
5/5	SA	16,057	107	101	26-ROBINSON	14-ROBINSON
5/7	SA	16,057	100	97 (OT)	21-ELLIS	17-ROBINSON

NBA WESTERN CONFERENCE SEMIFINALS VS. PHOENIX — WON 2, LOST 4

DATE	SITE	ATT.	SA	OPP	TOP SCORER	TOP REBOUNDER
5/11	PHO	19,023	89	95	32-ROBINSON	10-ROBINSON
5/13	PHO	19,023	103	109	27-ROBINSON	16-ROBINSON
5/15	SA	16,057	111	96	21-CARR	8-JOHN/ROBINSON
5/16	SA	16,057	117	103	36-ROBINSON	16-ROBINSON
5/18	PHO	19,023	97	109	24-ROBINSON/ELLIS	8-ROBINSON
5/20	SA	16,057	100	102	22-ROBINSON	14-ROBINSON

1993-94

NBA WESTERN CONFERENCE FIRST ROUND VS. UTAH — WON 3, LOST 0

DATE	SITE	ATT.	SA	OPP	TOP SCORER	TOP REBOUNDER
4/28	SA	18,257	106	89	25-ROBINSON	11-RODMAN
4/30	SA	20,640	84	96	16-KNIGHT	17-RODMAN
5/3	UT	19,911	72	105	16-ROB/CARR	11-ROB/CUMMINGS
5/5	UT	19,911	90	95	27-ROBINSON	20-RODMAN

1994-95

NBA WESTERN CONFERENCE FIRST ROUND VS. DENVER — WON 3, LOST 0

DATE	SITE	ATT.	SA	OPP	TOP SCORER	TOP REBOUNDER
4/28	SA	25,235	104	88	21-ELLIOTT	12-RODMAN
4/30	SA	23,665	122	96	19-ROB/ROD	16-KODMAN
5/02	DEN	17,171	99	95	24-JOHN/ROB	13-RODMAN

NBA WESTERN CONFERENCE SEMIFINALS VS. LA LAKERS — WON 4, LOST 2

DATE	SITE	ATT.	SA	OPP	TOP SCORER	TOP REBOUNDER
5/06	SA	24,002	110	94	33-ROBINSON	12-RODMAN
5/08	SA	26,127	97	90 (OT)	22-ROB/ROD	22-RODMAN
5/12	LA	17,505	85	92	34-ROBINSON	13-RODMAN
5/14	LA	17,505	80	71	26-ROBINSON	22-ROBINSON
5/16	SA	35,888	96	98 (OT)	34-ROBINSON	17-ROBINSON
5/18	LA	17,505	100	88	31-ROBINSON	16-RODMAN

NBA WESTERN CONFERENCE FINALS VS. HOUSTON — WON 2, LOST 4

DATE	SITE	ATT.	SA	OPP	TOP SCORER	TOP REBOUNDER
5/22	SA	33,337	93	94	24-ELLIOTT	20-RODMAN
5/24	SA	35,888	96	106	32-ROBINSON	12-ROBINSON
5/26	HOU	16,611	107	102	29-ROBINSON	12-RODMAN
5/28	HOU	16,611	103	81	20-ROBINSON	19-RODMAN
5/30	SA	35,888	90	111	22-ROBINSON	12-ROB/ROD
6/01	HOU	16,611	95	100	19-JOHN/ROB	17-RODMAN

SPURS ALL-TIME PLAYOFF LEADERS

(For NBA Games Only)

(Players with a minimum of 10 playoff games with San Antonio)

GAMES

57 — George Gervin
46 — Terry Cummings
43 — David Robinson
42 — Sean Elliott
41 — Johnny Moore
41 — Mark Olberding
39 — Willie Anderson
35 — Mike Mitchell
34 — Avery Johnson
32 — Billy Paultz

FG PCT. (20 MADE)

.582 — Artis Gilmore (121-208)
.553 — Paul Griffin (21-38)
.541 — Frank Brickowski (53-98)
.533 — Dennis Rodman (64-120)
.527 — Antoine Carr (68-129)
.517 — David Wingate (46-89)
.508 — George Gervin (622-1,224)
.502 — Avery Johnson (132-263)
.502 — Mike Mitchell (273-544)
.493 — Terry Cummings (222-450)

POINTS

1,592 — George Gervin
1,037 — David Robinson
663 — Sean Elliott
646 — Mike Mitchell
543 — Terry Cummings
494 — Mark Olberding
465 — Johnny Moore
461 — Larry Kenon
429 — Willie Anderson
397 — James Silas

3-PT. FIELD GOALS MADE

28 — Sean Elliott
17 — Doc Rivers
15 — Dale Ellis
13 — Vinny Del Negro
13 — Chuck Person
11 — Willie Anderson
10 — Johnny Moore
8 — Mike Dunleavy
5 — Mike Bratz
4 — John Sundvold

FIELD GOALS MADE

622 — George Gervin
362 — David Robinson
273 — Mike Mitchell
235 — Sean Elliott
230 — Mark Olberding
222 — Terry Cummings
200 — Larry Kenon
193 — Johnny Moore
180 — Willie Anderson
148 — James Silas

3-PT. FIELD GOALS ATTEMPTED

81 — Sean Elliott
49 — Dale Ellis
46 — Doc Rivers
45 — Chuck Person
33 — Vinny Del Negro
32 — Johnny Moore
28 — Willie Anderson
22 — Dennis Rodman
18 — Mike Bratz
15 — Jon Sundvold

FIELD GOALS ATTEMPTED

1,224 — George Gervin
750 — David Robinson
544 — Mike Mitchell
501 — Sean Elliott
486 — Mark Olberding
462 — Larry Kenon
450 — Terry Cummings
394 — Johnny Moore
375 — Willie Anderson
330 — James Silas

FREE THROWS MADE

348 — George Gervin
312 — David Robinson
165 — Sean Elliott
117 — Dennis Rodman
112 — Mark Olberding
101 — James Silas
99 — Mike Mitchell
71 — Artis Gilmore
69 — Johnny Moore

SPURS ALL-TIME PLAYOFF LEADERS

(For NBA Games Only)

(Players with a minimum of 10 playoff games with San Antonio)

STEALS

- 90 — Johnny Moore
 - 69 — George Gervin
 - 52 — David Robinson
 - 43 — Mark Olberding
 - 35 — Avery Johnson
 - 34 — Sean Elliott
 - 34 — Willie Anderson
 - 32 — James Silas
 - 32 — Mike Gale
 - 29 — Larry Kenon
-

BLOCKS

- 140 — David Robinson
 - 51 — George Gervin
 - 51 — Mike Green
 - 42 — Artis Gilmore
 - 31 — George Johnson
 - 28 — Mark Olberding
 - 28 — Mike Mitchell
 - 24 — Billy Paultz
 - 22 — Antoine Carr
 - 21 — Sean Elliott
-

ASSISTS

- 339 — Johnny Moore
- 215 — Avery Johnson
- 187 — Alvin Robertson
- 166 — George Gervin
- 139 — Rod Strickland
- 132 — Mark Olberding
- 121 — David Robinson
- 118 — Willie Anderson
- 113 — Sean Elliott
- 95 — Mike Gale

ASSISTS AVG.

- 10.4 — Rod Strickland
 - 8.8 — Johnny Moore
 - 6.3 — Avery Johnson
-

SINGLE GAME HIGHS

- 46 — George Gervin
 - 44 — George Gervin
 - 42 — George Gervin (3 Times)
 - 39 — Johnny Moore
 - 38 — George Gervin
 - 38 — Willie Anderson
 - 37 — George Gervin
 - 37 — Larry Kenon
 - 37 — Mike Mitchell
-

SCORING AVG.

- 27.9 — George Gervin
 - 24.1 — David Robinson
 - 18.5 — Mike Mitchell
-

REBOUNDING AVG.

- 15.0 — Dennis Rodman
- 12.1 — David Robinson
- 11.1 — Artis Gilmore




**WE WILL
WE WILL
ROCK YOU!
LISLE & HAHN.**

Weekdays 6 to 10

99.5 KISS
Rocks San Antonio

SPURS YEAR-BY-YEAR REVIEW



1973-74 SPURS

RECORD

45-39 (27-15 home; 18-24 road)
Third in Western Division

PLAYOFFS

Lost to Indiana, First Round 4-3

HONORS

Swen Nater, ABA Rookie of the Year
Swen Nater, All ABA Second Team
Swen Nater, ABA All-Star
Rich Jones, ABA All-Star
Swen Nater, ABA FG Percentage Leader
Jack Ankerson, ABA Executive of the Year

SPURS LEADERS

Scoring: George Gervin 19.4 ppg
Rebounding: Swen Nater 13.6 rpg
Assists: James Silas 3.8 apg

HEAD COACH: Tom Nissalke
ASSISTANT: Rudy Davalos



Swen Nater

1973-74 SEASON NOTES

- The San Antonio Spurs were formed in the summer of 1973 when the Dallas Chaparrals of the ABA were sold to a group of San Antonio investors and moved to the Alamo City.
- Original ownership group was made up of 27 individuals, led by John Schaefer, Red McCombs, Art Burdick and Angelo Drossos.
- The first game in franchise history was a 121-106 loss to the San Diego Conquistadors on 10/10/73 in front of 5,879 fans in the HemisFair Arena...the Spurs starting five that night were Rich Jones, Goo Kennedy, Bob Netolicky, Joe Hamilton and James Silas.
- In November the Spurs obtained Swen Nater from the Virginia Squires in exchange for cash and draft picks...Nater was the Spurs leading rebounder in both 1973-74 and 1974-75.
- On 1/30/74 - in perhaps the biggest move in franchise history - the Spurs purchased George Gervin from the Virginia Squires...the Iceman went on to play in 11 straight All-Star Games for the Spurs.

1973-1974 SPURS FINAL STATISTICS (45-39)

PLAYER	G	MIN	2-POINT		3-POINT		REBOUNDING				SCORING								
			FGM-FGA	PCT.	FGM-FGA	PCT.	FTM-FTA	PCT.	OFF	DEF	TOT	AVG.	AST	TO	PF	BLK	STL	PTS	AVG.
Gervin (SA)	25	783	185-389	.476	0-6	.000	116-136	.853	62	144	206	8.2	45	64	98	34	26	486	19.4
Silas	84	3096	486-1016	.478	0-1	.000	348-420	.831	83	260	343	4.1	319	220	256	8	90	1321	15.7
Jones	78	2843	497-1129	.440	13-46	.283	186-241	.772	170	411	581	7.5	268	145	273	13	70	1219	15.6
Nater (SA)	62	2001	383-694	.552	0-1	.000	134-181	.740	248	595	844	13.6	112	153	177	48	26	900	14.5
Hamilton	43	1415	209-498	.420	19-86	.221	92-110	.836	27	89	116	2.7	162	82	92	1	51	567	13.2
Netolicky	19	488	100-195	.513	0-0	.000	29-46	.630	43	58	101	5.3	44	34	21	11	7	229	12.1
Averitt	74	1639	334-862	.387	9-50	.180	156-224	.698	44	77	121	1.6	132	137	166	6	63	851	11.5
Karl	74	1339	228-480	.475	8-22	.364	94-113	.832	41	85	126	1.7	160	92	161	10	65	574	7.8
Dietrick	84	2142	251-566	.443	0-3	.000	81-114	.711	200	332	532	6.3	253	151	285	50	89	583	6.9
Chambers	38	579	94-206	.456	0-0	.000	36-48	.750	37	66	103	2.7	42	28	74	3	11	224	5.9
Kennedy	76	1440	194-352	.551	0-0	.000	66-87	.890	121	268	387	5.1	83	79	240	15	59	448	5.9
Brown	2	26	5-6	.833	0-0	.000	0-0	.000	3	3	6	3.0	1	2	4	0	0	10	5.0
Terry	61	1093	131-292	.449	1-2	.500	36-41	.878	67	99	166	2.7	72	33	139	5	18	301	4.9
Hill	60	837	112-233	.481	0-11	.000	45-62	.726	59	113	172	2.9	62	63	145	16	13	269	4.5
Warren (SA)	38	486	61-133	.459	0-1	.000	32-35	.914	26	35	61	1.7	38	30	40	5	9	154	4.3
Swift	16	153	22-55	.400	1-12	.083	10-20	.500	5	11	16	1.0	15	13	26	0	3	63	3.9
Spurs	84	20360	3292-7106	.463	61-241	.212	1462-1878	.778	1236	2645	3881	46.2	1808	1326	2197	225	600	8199	97.6
Opponents	84	20360	3042-6592	.461	107-372	.285	1721-2268	.759	1054	2567	3611	43.0	1764	1383	1970	409	601	8126	96.7

1974-75 SPURS

RECORD

51-33 (32-10 home; 19-23 road)
Second in Western Division

PLAYOFFS

Lost to Indiana, First Round, 4-2

HONORS

George Gervin, All ABA Second Team
Swen Nater, All ABA Second Team
James Silas, All ABA Second Team
George Gervin, ABA All-Star
Swen Nater, ABA All-Star
James Silas, ABA All-Star
Swen Nater, ABA Rebounding Leader

SPURS LEADERS

Scoring: George Gervin 23.4 ppg
Rebounding: Swen Nater 16.4 rpg
Assists: James Silas 4.9 apg

HEAD COACH: Tom Nissalke/Bob Bass

ASSISTANTS: Rudy Davalos



George Gervin

1974-75 SEASON NOTES

- The City of San Antonio hosted the 1975 ABA All-Star Game...a crowd of 10,449 was on hand in the HemisFair Arena as the East beat the West 151-124 on 1/28/75...the Western squad featured three Spurs - George Gervin, Swen Nater and James Silas.
- During the off-season Angelo Drossos was named Executive Vice President and Chief Operating Officer and John Begzos was named the Spurs General Manager.
- On 12/13/74 the Spurs hired Bob Bass as their head coach, replacing Tom Nissalke.
- George Gervin established himself as a true star...during the regular season he was 7th in the ABA in scoring, averaging 23.4 ppg, and was also among league leaders in rebounds and blocks...Gervin was named to the All-ABA Second Team and appeared in his second ABA All-Star Game...but Gervin's big breakthrough came in the post-season when Bob Bass moved Iceman from small forward to two-guard...Gervin averaged 34.0 ppg in the series vs. Indiana and the rest, as they say, is history.
- On 2/5/75 George Gervin scored 51 points as the Spurs beat Memphis 143-119...Gervin's 51 points that night is the Spurs franchise record for the most points scored in an ABA game.

1974-1975 SPURS FINAL STATISTICS (51-33)

PLAYER	G	MIN	2-POINT		3-POINT		REBOUNDING				SCORING								
			FGM-FGA	PCT.	FGM-FGA	PCT.	OFF	DEF	TOT	AVG.	AST	TO	PF	BLK	STL	PTS	AVG.		
Gervin	84	3112	767-1600	.479	17-55	.309	380-458	830	247	450	697	8.3	207	249	295	131	138	1965	23.4
Jones	83	3097	636-1430	.445	13-50	.260	287-374	767	247	398	645	7.8	270	210	297	88	32	1598	19.3
Silas	82	3105	578-1134	.510	0-2	.000	430-486	885	73	237	310	3.8	398	230	232	111	17	1666	19.3
Freeman	77	2381	453-1007	.450	0-5	.000	289-352	821	107	77	184	2.4	202	131	169	65	15	1195	15.5
Nater	78	2713	495-913	.542	0-1	.000	185-246	752	369	910	1279	16.4	97	185	240	43	87	1175	15.1
Karl	82	1629	257-511	.503	4-23	.174	137-177	774	47	108	155	1.9	354	168	207	96	7	663	8.1
Dietrick	82	1724	220-440	.500	2-4	.500	76-99	768	191	333	524	6.4	168	117	286	82	65	522	6.4
Warren	71	992	125-258	.484	2-7	.286	77-91	846	42	70	112	1.6	91	68	108	35	9	333	4.7
Terry	80	1186	145-305	.476	3-8	.375	39-53	736	77	140	217	2.8	89	37	146	37	3	338	4.2
Franklin	24	179	32-84	.381	0-1	.000	15-23	632	89	43	82	3.4	10	18	37	3	2	79	3.3
Love	12	64	13-30	.433	0-0	.000	3-4	750	6	18	24	2.0	9	6	16	0	4	29	2.4
Temple	25	102	17-40	.425	0-1	.000	8-10	800	14	17	31	1.2	15	12	29	4	4	42	1.7
Spurs	84		3738-7752	.482	41-157	.268	1926-2373	812	1459	2801	4280	50.7	1870	1421	2043	695	373	9525	113.4
Opponents	84		3619-7513	.482	112-396	.283	1599-2129	751	1316	2570	3886	46.3	2082	1392	2157	698	447	9172	109.2

1975-76 SPURS

RECORD

50-34 (30-12 home; 20-22 road)
Third in ABA

PLAYOFFS

Lost to New York, First Round, 4-3

HONORS

James Silas, All-ABA First Team
George Gervin, All-ABA Second Team
George Gervin, ABA All-Star
Larry Kenon, ABA All-Star
Billy Paultz, ABA All-Star
James Silas, ABA All-Star

SPURS LEADERS

Scoring: James Silas 23.8 ppg
Rebounding: Larry Kenon 11.0 rpg
Assists: James Silas 5.4 apg

HEAD COACH: Bob Bass

ASSISTANT: Rudy Davalos



James Silas

SEASON NOTES

- The Spurs made a pair of big moves prior to the start of the season...on 6/3/75 the Spurs sent Swen Nater to the New York Nets for Larry Kenon...in a related move on the same day the Spurs obtained Mike Gale from the Nets for cash...then on 9/8/75 the Spurs sent Chuck Terry, Rich Jones, Bobby Warren and Kim Hughes to the Nets in exchange for Billy Paultz...the moves paid off as both Kenon and Paultz were ABA All-Stars during the 1975-76 campaign.
- James Silas - the Spurs leading scorer and playmaker during the season - broke his right ankle in the first game of their playoff series with the Nets...the injury put a damper on a great season for Silas...he was the first Spurs ever named to the All-ABA First Team...he finished the season ranked sixth in the ABA in scoring, fourth in FG percentage, fourth in FT percentage, fifth in assists and ninth in steals.
- The Spurs ranked second in the ABA in attendance, averaging 8,003 fans per game...the highlight was a then-record crowd of 11,717 who watched a 112-109 loss to the Nets on 11/15/75.
- As a team the Spurs shot an incredible .815 (1905-2337) from the free throw line during the 1975-76 season...five Spurs shot .800 or better from the line...James Silas led the way with a .872 mark, George Gervin shot .862, Allan Bristow had a .848 mark, Coby Dietrick was .829 and Mike Gale shot an even .800.

1975-1976 SPURS FINAL STATISTICS (50-34)

PLAYER	G	MIN	2-POINT		3-POINT		REBOUNDING				SCORING								
			FGM-FGA	PCT.	FGM-FGA	PCT.	FTM-FTA	PCT.	OFF	DEF	TOT	AVG.	AST	TO	PF	BLK	STL	PTS	AVG.
Silas	84	3112	718-1381	.520	0-2	.000	564-647	.872	111	224	335	4.0	452	254	264	155	24	2000	23.8
Gervin	81	2748	692-1357	.510	14-39	.359	342-397	.862	179	367	546	6.7	201	217	283	110	119	1768	21.8
Kenon	81	2920	646-1343	.481	0-1	.000	221-283	.781	287	602	889	11.0	151	243	173	89	43	1513	18.7
Paultz	83	2958	566-1122	.505	0-1	.000	238-322	.739	210	652	862	10.4	340	231	231	61	253	1370	16.5
Olberding (SA)	70	1601	233-462	.504	0-0	.000	161-204	.789	149	276	425	6.1	124	114	197	40	30	627	9.0
Bristow	47	882	125-270	.463	0-1	.000	78-92	.848	68	106	174	3.7	120	63	81	24	2	328	7.0
Gale	78	1776	227-495	.459	3-17	.177	64-80	.800	48	150	207	2.7	246	143	145	124	40	527	6.8
Dietrick	81	1467	199-396	.503	1-7	.143	68-82	.829	109	240	349	4.3	160	112	257	67	43	469	5.8
Karl	75	1200	150-326	.460	0-0	.000	81-106	.764	13	53	66	0.9	250	108	149	60	3	381	5.1
Ward	61	688	148-310	.477	6-23	.261	16-27	.593	45	95	140	2.3	35	45	99	16	10	330	5.4
Owens (SA)	39	538	90-182	.495	0-0	.000	46-60	.767	54	101	155	4.0	41	29	97	3	13	226	5.8
Others	42	349	67-173	.387	2-13	.154	26-37	.703	32	44	76	1.8	29	17	58	9	3	166	4.0
Spurs	84		3861-7817	.494	26-113	.230	1905-2337	.815	1305	2919	4224	50.3	2149	1576	2034	758	583	9705	115.5
Opponents	84		3638-7701	.472	122-420	.291	1720-2254	.763	1313	2825	3838	45.7	2029	1475	2120	827	457	9362	111.5

GEORGE GERVIN 44



George Gervin spent 12 of his 14 seasons in professional basketball with the San Antonio Spurs. And in those 12 years he gave the fans of San Antonio some special memories. He holds the NBA record for the most points in a quarter, exploding for 33 in the second quarter on April 9, 1978. While with the Spurs he captured four NBA Scoring Titles - only two players in NBA history have more to their credit, Michael Jordan and Wilt Chamberlain. In his professional career Gervin scored a total of 26,595 points. He played in a total of 12 All-Star Games and was named the MVP of the 1980 Game - the only player in Spurs history ever to win that honor. The Iceman is still a star for the Spurs today, serving as a Community Relations Representative with the club.

1976-77 SPURS

RECORD

44-38 (31-10 home; 13-28 road)
Third in Central Division

HONORS

George Gervin, All-NBA Second Team
George Gervin, NBA All-Star

PLAYOFFS

Lost to Boston, First Round, 2-0

SPURS LEADERS

Scoring: George Gervin 23.1 ppg

Rebounding: Larry Kenon 11.3 rpg

Assists: Mike Gale 5.8 apg

HEAD COACH: Doug Moe

ASSISTANT: Bob Bass



Larry Kenon

1976-77 SEASON NOTES

- On June 17, 1976, the Spurs were officially accepted into the NBA along with three other ABA franchises - Denver, Indiana and the New York Nets.
- New Head Coach Doug Moe, and the rest of the Spurs, were forced to start their first NBA season without James Silas, who injured his knee in the preseason...Silas returned later in the season but appeared in just 22 games due to the injury.
- The Spurs played their first NBA game on 10/22 in Philadelphia...a crowd of 17,196 Sixers fans were on hand to witness the Spurs claim a 121-118 win...Billy Paultz led the Spurs with 27 points...also making his NBA debut that evening was Dr. J.
- The Spurs finished as the top-scoring team in the NBA, averaging 115.0 points per game...George Gervin and Larry Kenon led the Spurs high-speed attack...Gervin finished ninth in the NBA in scoring, averaging 23.1 ppg, and fourth in FG percentage, with a .544 mark, while Kenon was 12th in scoring, with 21.9 ppg, and tenth in rebounding, grabbing 11.3 rebounds per contest.

1976-1977 SPURS FINAL STATISTICS (44-38)

PLAYER	GP	MIN	SHOOTING				REBOUNDING				SCORING						
			FGM-FGA	PCT.	FTM-FTA	PCT.	OFF	DEF	TOT	AVG.	AST	PF-DQ	STL	BLK	PTS	AVG.	HI
Gervin	82	2705	726-1335	.544	443-532	.833	134	320	454	5.5	238	286-12	105	104	1895	23.1	42
Kenon	78	2936	706-1435	.492	293-356	.823	282	597	879	11.3	229	190-0	167	60	1705	21.9	43
Paultz	82	2694	521-1102	.473	238-320	.744	192	495	687	8.4	223	262-5	55	173	1280	15.6	31
Bristow	82	2017	365-747	.489	206-258	.798	119	229	348	4.2	240	195-1	89	2	836	11.4	25
Olberding	82	1949	301-598	.503	251-316	.794	162	287	449	5.5	119	277-6	59	29	853	10.4	23
Gale	82	3598	353-754	.468	137-167	.820	54	219	273	3.3	473	224-3	191	50	843	10.3	24
Silas	22	356	61-142	.430	87-107	.813	7	25	32	1.5	50	36-0	13	3	209	9.5	28
Calvin	35	806	93-237	.392	123-146	.842	11	20	31	0.9	104	58-0	23	1	309	8.8	24
Dietrick	82	1772	285-620	.460	119-166	.717	111	261	372	4.5	148	267-8	88	57	689	8.4	24
Dampier	80	1634	333-507	.660	64-86	.744	22	54	76	1.0	234	93-0	49	15	530	6.6	21
Ward	27	171	34-90	.378	15-17	.882	10	23	33	1.2	6	30-0	6	5	83	3.1	16
Nelson	4	37	7-14	.500	4-7	.571	2	5	7	1.8	3	9-0	2	0	18	4.5	7
Karl	29	251	25-73	.342	29-42	.690	4	13	17	0.6	46	36-0	10	0	797	2.7	9
D'Antoni	2	9	1-3	.333	1-2	.500	0	2	2	1.0	2	3-0	0	0	3	1.5	2
Spurs	82		9711-7657	.485	2010-2522	.797	1110	2350	3660	44.6	2115	1966-35	857	499	9432	115.0	142
Opponents	82		3935-8075	.487	1512-2059	.734	1329	2657	4016	49.0	2159	2189-40	811	420	9382	114.4	150

1976-77 SPURS

1976-77 SPURS GAME-BY-GAME 44-38 (THIRD IN CENTRAL DIVISION)

DATE	OPPONENT	W-L	SCORE	REC.	ATT.	HI-SCORER	HI-REBOUNDER
OCTOBER RECORD:							
10-22	@ Philadelphia	2-4 (HOME: 1-1, ROAD 1-3)	121-118	1-0	17,196	27-Paulitz	9-Kenon
10-23	@ NY Knicks	L	98-117	1-1	13,512	20-Gervin	9-Paulitz
10-26	@ Atlanta	L	114-122	1-2	4,575	23-Paulitz	11-Paulitz
10-27	PHOENIX	W	115-106	2-2	8,919	41-Kenon	12-Kenon
10-29	@ Kansas City	L	102-130	2-3	8,832	18-Gervin	12-Kenon
10-30	BOSTON	L	117-126	2-4	13,594	37-Gervin	11-Paulitz
NOVEMBER RECORD:							
11-3	@ Indiana	L	97-113	2-5	7,332	19-Gervin	11-Paulitz
11-5	@ New Orleans	L	119-127	2-6	10,182	22-Paulitz/Kenon	10-Kenon
11-6	INDIANA	W	113-94	3-6	6,532	27-Gervin	14-Paulitz
11-9	SEATTLE	W	138-114	4-6	6,391	24-Kenon	8-Gervin
11-11	NY Knicks	W	108-104	5-6	6,043	30-Gervin	10-Kenon
11-13	PORTLAND	W	113-101	6-6	9,113	32-Gervin	10-Bristow
11-16	BUFFALO	W	114-112	7-6	6,945	25-Kenon	14-Kenon
11-18	KANSAS CITY	W	129-104	8-6	7,776	25-Paulitz	14-Kenon
11-20	@ Wash.	L	103-109	8-7	12,640	33-Gervin	14-Kenon
11-23	@ Buffalo	W	122-115	9-7	8,178	34-Gervin	10-Paulitz/Gervin
11-24	@ NY Nets	W	91-90	9-8	6,583	16-Kenon	12-Kenon
11-26	GOLDEN ST.	W	123-121	10-8	12,306	29-Kenon	15-Kenon/Paulitz
11-27	@ Houston	L	116-125	10-9	8,126	30-Gervin	11-Dietrick
11-30	DETROIT	W	130-129	11-9	8,169	28-Kenon/Gervin	19-Kenon
DECEMBER RECORD:							
12-2	@ Golden St.	L	116-124	11-10	10,649	26-Kenon	13-Paulitz
12-3	@ Los Angeles	L	105-114	11-11	10,297	22-Kenon	18-Kenon
12-5	@ Phoenix	L	98-103(OT)	11-12	8,235	20-Gervin	19-Kenon
12-8	ATLANTA	L	106-117	11-13	8,593	25-Bristow	6-Olderberg/Gervin
12-10	@ Milwaukee	W	136-120	12-13	10,526	23-Kenon	12-Kenon
12-11	NEW ORLEANS	W	121-106	13-13	8,857	30-Gervin	10-Olderberg
12-14	NY KNICKS	W	111-98	14-13	8,687	28-Kenon/Paulitz	10-Bristow/Dietrick
12-15	@ Indiana	L	102-116	14-14	6,404	22-Bristow/Paulitz	12-Olderberg
12-17	@ Chicago	L	101-103	14-15	7,148	22-Kenon	12-Kenon
12-18	@ Cleveland	L	105-106	14-16	10,050	24-Gervin	15-Kenon
12-21	GOLDEN ST.	W	123-102	15-16	9,264	27-Gervin	11-Paulitz
12-23	WASHINGTON	W	118-116	16-16	8,491	26-Kenon	10-Kenon/Paulitz
12-26	KC/Omaha	W	110-105	17-16	6,342	29-Kenon	15-Kenon
12-29	PHILADELPHIA	W	127-116	18-16	12,367	29-Gervin	15-Kenon
JANUARY RECORD:							
1-2	@ Denver	L	120-145	18-17	16,924	31-Gervin	15-Kenon
1-3	BUFFALO	W	142-109	19-17	6,627	24-Gervin	11-Kenon
1-5	DENVER	W	137-133	20-17	11,237	30-Gervin	19-Paulitz/Gervin
1-7	@ Seattle	L	124-121	20-18	12,176	27-Gervin	15-Kenon
1-8	@ Portland	L	113-150	20-19	11,751	22-Gervin	19-Kenon
1-12	MILWAUKEE	L	121-127	20-20	10,096	26-Gervin	19-Paulitz
1-14	LOS ANGELES	L	106-109	20-21	11,246	27-Gervin	15-Kenon
1-16	INDIANA	W	122-115	21-21	8,485	32-Kenon	15-Olderberg
1-19	CHICAGO	W	115-107	22-21	7,568	36-Kenon	12-Kenon
1-21	@ Boston	L	90-103	22-22	13,065	22-Olderberg	10-Kenon
1-23	PORTLAND	W	123-115	23-22	10,041	41-Gervin	7-Kenon
1-24	@ Phoenix	W	116-108	24-22	11,511	38-Kenon	21-Kenon
1-27	@ Portland	L	104-112	24-23	12,524	20-Kenon	12-Kenon
1-30	@ SEATTLE	W	126-118(OT)	25-23	14,098	42-Gervin	9-Bristow/Kenon
FEBRUARY RECORD:							
2-1	CLEVELAND	W	92-87	26-23	9,179	32-Gervin	14-Kenon
2-3	CHICAGO	L	98-107	26-24	7,839	33-Kenon	17-Kenon
2-6	NY KNICKS	W	119-96	27-24	10,411	24-Kenon	15-Paulitz
2-8	@ Chicago	L	89-111	27-25	5,193	22-Paulitz	9-Paulitz/Gervin
2-9	@ Detroit	W	135-129	28-25	9,142	29-Kenon	12-Paulitz
2-11	@ Houston	W	117-104	29-25	8,411	29-Gervin	8-Kenon/Paulitz
2-15	SEATTLE	W	109-108(OT)	30-25	7,781	33-Gervin	18-Kenon
2-17	HOUSTON	L	99-113	30-26	9,478	20-Gervin	7-Gervin
2-20	NEW ORLEANS	W	129-100	31-26	8,469	24-Dietrick	12-Dietrick
2-22	LOS ANGELES	W	135-103	32-26	10,986	25-Gervin	9-Olderberg/Dietrick
2-24	MILWAUKEE	L	121-131	32-27	9,116	31-Gervin	11-Dietrick
2-26	@ Atlanta	L	111-119	32-28	5,210	26-Gervin	11-Olderberg/Dietrick
2-27	@ New Orleans	W	135-118	33-28	8,320	31-Paulitz	14-Paulitz
MARCH RECORD:							
3-1	@ NY Knicks	W	132-127	34-28	13,950	30-Kenon	10-Paulitz
3-4	@ NY Nets	W	135-121	35-28	5,776	19-Kenon	10-Kenon
3-5	@ Buffalo	W	120-109	36-28	6,950	24-Paulitz	12-Kenon
3-8	PHOENIX	W	122-115	37-28	10,011	29-Kenon/Gervin	11-Paulitz
3-10	CLEVELAND	W	106-100	38-28	9,088	26-Paulitz	14-Paulitz
3-13	DETROIT	L	97-102	38-29	9,793	27-Gervin	14-Paulitz
3-16	NY NETS	W	118-118	39-29	7,391	23-Olderberg	33-Olderberg
3-19	@ Cleveland	L	89-94	39-30	16,227	28-Kenon	13-Paulitz
3-20	@ Washington	L	116-135	39-31	12,916	26-Gervin	10-Paulitz
3-22	BOSTON	L	104-108	39-32	11,246	24-Kenon	18-Kenon
3-23	@ Denver	W	122-120	40-32	18,044	38-Gervin	27-Kenon
3-24	HOUSTON	W	118-112	41-32	10,434	28-Paulitz	17-Kenon
3-25	@ Philadelphia	L	110-113	41-33	14,763	26-Kenon	14-Kenon
3-27	KANSAS CITY	W	139-129	42-33	8,549	43-Kenon	20-Kenon
3-29	WASHINGTON	W	122-116	43-33	10,291	31-Gervin	10-Kenon/Olderberg
3-31	@ Golden St.	L	116-125	43-34	12,293	28-Gervin	12-Dietrick
APRIL RECORD:							
4-1	@ Los Angeles	L	102-107	43-35	12,064	26-Kenon	18-Kenon
4-3	ATLANTA	L	105-111	43-36	8,591	28-Kenon	9-Kenon
4-6	PHILADELPHIA	W	131-109	44-36	11,246	31-Kenon	14-Kenon
4-9	@ Boston (vs. Hart)	L	105-120	44-37	10,859	20-Kenon	12-Kenon/Paulitz
4-10	@ Milwaukee	L	125-133	44-38	7,689	31-Gervin	8-Kenon

1977-78 SPURS

RECORD

52-30 (32-9 home; 20-21 road)
First in Central Division

HONORS

George Gervin, NBA Scoring Title
George Gervin, All-NBA First Team
George Gervin, NBA All-Star
Larry Kenon, NBA All-Star
Angelo Drossos, NBA Executive of the Year

PLAYOFFS

Lost to Washington, Eastern Conference
Semifinals, 4-2

SPURS LEADERS

Scoring: George Gervin 27.2 ppg
Rebounding: Larry Kenon 9.5 ppg
Assists: Mike Gale 5.4 apg

HEAD COACH: Doug Moe

ASSISTANT: Bob Bass



George Gervin

1977-78 SEASON NOTES

- During the summer of 1977, the roof at the HemisFair Arena was raised to accommodate 6,000 new seats.
- The Spurs got off to a slow start as injuries sidelined James Silas (knee), George Karl (knee) and Mike Gale (ankle)...after starting 16-14 the Spurs got hot at midseason and were able to streak to claim their first NBA Division Title...at one point, the Spurs posted 18 wins in a 22 game period.
- Both George Gervin and Larry Kenon were named starters in the 1978 NBA All-Star Game which was played in Atlanta on 2/5.
- George Gervin turned in one of the greatest single game performances in franchise history on 4/9 in New Orleans...going into the final day of the season Gervin and David Thompson were battling for the NBA Scoring Title...Thompson had played earlier in the day and appeared to claim the title as he poured in 73 points...but Gervin wasn't ready to concede the title...by halftime of the Spurs-Jazz game, Ice had 53 points - thanks to 33 points in the second quarter, which still stands as the most points ever scored in a single quarter...the Spurs lost the game 153-132 but Gervin finished with 63 points and claimed his first of four NBA Scoring Titles.

1977-1978 SPURS FINAL STATISTICS (52-30)

PLAYER	GP	MIN	SHOOTING				REBOUNDING				SCORING							
			FGM-FGA	PCT.	FTA-FTM	PCT.	OFF	DEF	TOT	AVG.	AST	PF-DQ	STL	TO	BLK	PTS	AVG.	HI
Gervin	82	2857	864-1611	.536	604-897	.830	118	392	420	5.1	302	255-3	136	306	110	2232	27.2	63
Kenon	81	2869	698-1426	.489	276-323	.854	245	528	773	9.5	268	209-2	115	279	24	1672	20.6	42
Paultz	80	2479	518-979	.525	230-306	.752	172	503	675	8.4	213	222-3	42	167	194	1266	15.8	29
Gale	70	2091	275-551	.473	87-100	.870	57	168	223	3.2	376	170-2	159	176	25	637	9.1	22
Dampier	82	2037	336-660	.509	76-101	.752	24	98	122	1.5	285	84-0	87	95	13	748	9.1	21
Olberding	79	1773	231-480	.481	84-227	.811	104	269	373	4.7	131	235-1	45	118	26	646	8.2	22
Bristow	82	1481	257-538	.478	152-206	.731	99	158	257	3.1	194	150-0	69	146	4	666	8.1	27
Green (SA)	63	1140	195-427	.457	86-111	.775	108	196	304	4.8	66	167-1	24	82	87	476	7.6	4
Dietrick	79	1876	250-543	.460	89-114	.781	79	285	358	4.5	217	231-4	81	144	55	589	7.5	18
Eakins	16	251	30-52	.577	29-34	.853	17	29	46	2.9	17	46-0	3	-	10	89	5.6	10
Layton	41	498	85-168	.506	12-13	.923	4	28	32	0.8	108	51-0	21	59	4	182	4.4	14
Silas	37	311	43-97	.443	60-73	.822	4	19	23	0.6	38	29-0	11	30	1	146	3.9	15
Sims	12	95	10-26	.385	10-15	.667	5	8	13	1.1	20	16-0	3	-	0	30	2.5	11
Karl	4	30	2-6	.333	2-2	1.000	0	5	5	1.2	5	6-0	1	4	0	6	1.5	4
Spurs	82		3794-7594	.500	1787-2234	.804	1080	2594	3624	44.2	2240	1871-16	797	1665	353	9385	14.5	145
Opponents	82		3808-8063	.472	1494-1996	.748	1345	2576	3921	47.8	2145	2059-25	837	1667	379	9110	111.1	153

1977-78 SPURS

1977-78 SPURS GAME-BY-GAME 52-30 (FIRST IN CENTRAL DIVISION)

DATE	OPPONENT	W-L	SCORE	REC.	ATT.	HI-SCORER	HI-REBOUNDER
OCTOBER RECORD:							
10-19	BOSTON	4-3 (HOME: 2-0, ROAD: 2-3)	114-109	1-0	10,466	39-Gervin	9-Kenon/Paultz
10-21	@ Golden St.	L	117-122	1-1	9,164	27-Paultz	11-Kenon/Olberding
10-22	@ Portland	L	110-130	1-2	10,666	26-Gervin	13-Kenon
10-23	@ Seattle	W	112-94	2-2	10,492	28-Kenon	18-Kenon
10-25	@ Los Angeles	L	107-109	2-3	9,766	28-Gervin	9-Kenon/Dietrick
10-29	LOS ANGELES	W	129-118	3-3	9,643	26-Kenon	14-Kenon
10-31	@ Phoenix	W	145-143	4-3	10,030	76-Gervin	15-Kenon
NOVEMBER RECORD:							
11-1	GOLDEN ST.	8-7 (HOME: 6-3, ROAD: 3-4)	97-108	4-4	8,761	29-Gervin	12-Kenon
11-3	PHOENIX	L	89-110	4-5	8,294	17-Gervin	14-Paultz
11-5	@ Buffalo	W	111-101	5-5	7,009	29-Gervin	12-Paultz
11-8	@ New York	L	117-123	5-6	13,474	35-Gervin	14-Kenon
11-9	@ Boston	W	129-114	6-6	11,268	27-Kenon	8-Kenon
11-11	@ Detroit	W	107-104	7-6	8,560	33-Gervin	6-Olberding/Bristow
11-12	ATLANTA	W	116-99	8-6	8,790	25-Kenon	8-Paultz
11-15	KANSAS CITY	W	115-107	9-6	8,251	23-Kenon	9-Kenon
11-17	BUFFALO	W	111-108	10-6	8,633	30-Kenon	13-Kenon
11-18	@ Denver	L	94-105	10-7	15,847	22-Gervin	12-Olberding
11-20	@ Phoenix	L	112-134	10-8	9,677	23-Gervin	11-Gervin
11-23	NEW JERSEY	W	132-119	11-8	8,690	35-Gervin	12-Kenon
11-26	MILWAUKEE	W	129-107	12-8	9,078	26-Gervin	11-Kenon/Paultz
11-29	PHILADELPHIA	L	117-129	12-9	10,921	25-Gervin	12-Kenon/Paultz
11-30	@ Washington	L	105-116	12-10	7,092	20-Gervin	13-Kenon
DECEMBER RECORD:							
12-1	NEW YORK	7-6 (HOME: 5-2, ROAD: 2-4)	120-116	13-10	8,112	29-Gervin	13-Kenon
12-3	NEW ORLEANS	W	133-118	14-10	9,411	25-Gervin	12-Kenon
12-7	@ New Jersey	W	125-122	15-10	9,637	38-Olberding	23-Kenon
12-9	@ Philadelphia	L	116-120	15-11	17,426	25-Kenon	11-Kenon
12-10	@ Chicago	L	118-121	15-12	15,483	30-Kenon	8-Kenon
12-14	CHICAGO	W	116-18	16-12	8,447	24-Gervin	9-Olberding
12-16	@ Atlanta	L	99-115	16-13	4,097	24-Paultz	9-Paultz
12-20	DETROIT	L	117-118	16-14	8,107	32-Gervin	7-Paultz
12-21	@ Milwaukee	L	92-116	16-15	9,569	16-Gervin/Kenon	12-Kenon
12-23	HOUSTON	W	107-101	17-15	9,155	25-Gervin	9-Kenon
12-25	@ New Orleans	W	115-105	18-15	10,267	31-Gervin	10-Paultz
12-27	INDIANA	L	89-96	18-16	9,331	25-Gervin	10-Paultz/Gervin
12-30	CLEVELAND	W	122-101	19-16	9,189	29-Gervin	12-Paultz
JANUARY RECORD:							
1-4	DENVER	11-2 (HOME: 6-1, ROAD: 5-1)	114-119	19-17	9,606	36-Gervin	7-Kenon
1-6	@ New Jersey	W	110-105	20-17	4,128	25-Gervin	10-Paultz
1-7	@ Cleveland	W	109-107(OT)	21-17	13,720	30-Kenon	13-Kenon
1-11	MILWAUKEE	W	130-106	22-17	8,967	24-Kenon	13-Kenon/Green
1-13	@ Atlanta	W	98-92	23-17	6,360	37-Gervin	21-Kenon
1-14	@ Houston	L	93-104	23-18	11,163	25-Gervin	12-Kenon
1-17	SEATTLE	W	119-113	24-18	8,677	36-Gervin	14-Paultz
1-18	@ Indiana	W	109-96	25-18	8,873	23-Gervin	13-Paultz
1-20	INDIANA	W	112-82	26-18	9,803	19-Bristow	7-Olberding/Green
1-22	PORTLAND	W	115-85	27-18	11,480	34-Gervin	11-Paultz
1-25	BOSTON	W	113-103	28-18	10,381	37-Gervin	17-Kenon
1-29	@ Kansas City	W	127-113	29-18	8,227	42-Gervin	9-Kenon/Paultz
1-31	WASHINGTON	W	129-109	30-18	9,000	33-Gervin	12-Kenon
FEBRUARY RECORD:							
2-2	NEW YORK	7-5 (HOME: 5-1, ROAD: 2-4)	123-113	31-18	7,999	42-Gervin	8-Paultz
2-3	@ Chicago	L	107-110	31-19	14,119	37-Gervin	8-Paultz
2-9	HOUSTON	W	104-94	32-19	7,999	29-Paultz	12-Kenon
2-10	@ Houston	W	125-114	33-19	11,119	35-Gervin	7-Paultz/Gervin
2-11	@ Golden State	W	131-122(OT)	34-19	13,237	37-Gervin	14-Paultz
2-14	@ Los Angeles	L	114-128	34-20	13,254	29-Gervin	11-Kenon
2-17	@ Philadelphia	L	116-125	34-21	18,276	30-Gervin	12-Paultz
2-18	CHICAGO	W	124-103	35-21	9,000	37-Gervin	12-Paultz/Kenon
2-21	PORTLAND	L	114-118(OT)	35-22	9,100	22-Paultz	10-Paultz
2-23	ATLANTA	W	118-105	36-22	9,000	23-Gervin	8-Paultz/Gervin/Green
2-25	CLEVELAND	W	112-108	37-22	9,100	36-Gervin	12-Kenon
2-28	@ New York	W	121-108	37-23	12,938	27-Paultz	13-Kenon
MARCH RECORD:							
3-1	@ Washington	L	110-125	37-24	8,425	34-Gervin	11-Paultz
3-2	BUFFALO	W	108-107	38-24	8,297	27-Gervin	8-Kenon/Green
3-5	NEW ORLEANS	W	98-97	39-24	9,081	28-Kenon	11-Paultz
3-7	NEW JERSEY	W	129-98	40-24	9,011	27-Kenon	10-Dietrick/Kenon
3-8	SEATTLE	L	94-95	40-25	9,113	41-Gervin	13-Kenon
3-11	WASHINGTON	W	116-104	41-25	9,465	33-Gervin	13-Kenon
3-14	@ Buffalo	W	115-123	41-26	5,029	33-Gervin	10-Paultz
3-15	@ Detroit	W	135-106	42-26	6,666	28-Kenon	9-Gervin
3-17	@ Portland	W	118-99	43-26	12,666	26-Kenon	10-Kenon
3-19	@ Seattle	L	98-116	43-27	14,098	18-Paultz/Gervin	9-Paultz
3-21	LOS ANGELES	W	109-105	44-27	9,712	20-Paultz	13-Paultz
3-23	DENVER	W	123-106	45-27	9,334	29-Kenon	11-Paultz
3-25	@ Kansas City	W	132-130	46-27	6,954	40-Gervin	7-Kenon/Paultz
3-28	GOLDEN ST.	L	94-128	46-28	8,463	24-Kenon	13-Dietrick
3-29	@ Indiana	W	106-91	47-28	10,548	20-Paultz/Gervin	13-Gervin
3-30	@ Cleveland	W	99-95	48-28	14,976	28-Gervin	15-Paultz
3-31	@ Boston	W	120-117	49-28	13,684	32-Kenon	10-Kenon
APRIL RECORD:							
4-2	PHILADELPHIA	3-2 (HOME: 3-1, ROAD: 0-1)	111-107	50-28	9,505	20-Kenon/Gervin	14-Kenon
4-4	PHOENIX	W	125-119	51-28	9,112	29-Kenon	14-Kenon
4-6	KANSAS CITY	W	123-116	52-28	9,294	25-Kenon	10-Kenon/Green
4-7	KANSAS CITY	L	102-108	52-29	10,936	22-Gervin	9-Green
4-9	@ New Orleans	L	142-153	52-30	8,516	63-Gervin	8-Paultz

1978-79 SPURS

RECORD

48-34 (29-12 home; 19-22 road)
First in Central Division

HONORS

George Gervin, NBA Scoring Title
George Gervin, All-NBA First Team
George Gervin, NBA All-Star
Larry Kenon, NBA All-Star

PLAYOFFS

Defeated Philadelphia, Eastern Conference Semifinals, 4-3
Lost to Washington, Eastern Conference Finals, 4-3

SPURS LEADERS

Scoring: George Gervin 29.6 ppg
Rebounding: Larry Kenon 9.8 rpg
Assists: Mike Gale 4.6 apg



Mike Gale

HEAD COACH: Doug Moe

ASSISTANT: Bob Bass

1978-79 SEASON NOTES

- Point guard James Silas returned to the starting lineup after missing the majority of the previous two seasons due to a knee injury.
- The Spurs started the season with a bang, beating Milwaukee 153-111 in their home opener on 10/13...the 153 points remains a Spurs franchise record for the most points scored in a regulation game.
- The Spurs beat the Cavaliers 117-01 on the final game of the season to edge out Houston to claim their second consecutive Central Division Title.
- As a team, the Spurs shot a club-record .506 percent (3,927-7,760) from the field.
- George Gervin led the NBA in scoring for the second straight season, becoming the first guard ever to capture the NBA Scoring Title in back-to-back seasons.
- After beating the Sixers in the Eastern Conference Semifinals, the Spurs and Bullets matched-up in a memorable seven game series in the Conference Finals...the Spurs jumped out to a 3-1 series lead...but Washington then won three straight games to claim the series 4-3.

1978-1979 SPURS FINAL STATISTICS (48-34)

PLAYER	GP	MIN	SHOOTING				REBOUNDING				SCORING			PTS		III		
			FGM-FGA	PCT.	FTM-FTA	PCT.	OFF	DEF	TOT	AVG.	AST	PF-DQ	STL	TO	BLK		PTS	AVG.
Gervin	80	2888	947-1749	.541	472-570	.826	142	258	400	5.0	219	275-5	137	286	91	2365	29.6	32
Kenon	81	2947	748-1484	.504	295-349	.845	260	530	790	9.8	335	192-1	154	300	19	1791	22.1	39
Silas	79	2171	466-922	.505	334-402	.831	35	148	183	2.3	273	215-1	76	199	20	1266	16.0	31
Paultz	79	2122	399-758	.526	114-194	.588	169	456	625	7.9	178	204-4	35	157	125	912	11.5	28
Olberding	80	1885	261-551	.474	233-290	.803	96	333	429	5.4	211	252-2	53	163	18	755	9.4	25
Gale	82	2121	284-612	.464	91-108	.843	40	146	186	2.3	374	192-1	152	153	40	659	8.0	19
Green	76	1641	235-477	.493	101-144	.701	131	223	354	4.7	116	230-3	37	89	122	571	7.5	21
Dietrick	76	1487	209-400	.523	79-99	.798	88	227	315	4.1	198	206-7	72	92	38	497	6.5	16
Bristow	74	1324	174-354	.492	124-149	.832	60	167	247	3.3	231	154-0	56	108	15	472	6.4	19
Sanders	22	263	50-127	.394	32-41	.780	13	46	59	2.7	35	44-1	14	32	3	132	6.0	16
Dampier	70	760	123-251	.490	29-39	.744	15	48	63	0.9	124	42-0	35	39	8	275	3.9	18
Mosley	26	221	31-75	.413	23-38	.605	27	37	64	2.5	19	35-0	8	20	10	85	3.3	11
Spurs	82		3927-7760	.506	1926-2423	.795	1095	2619	3715	45.3	2313	2071-35	629	1638	509	9780	119.3	163
Opponents	82		3798-7970	.477	1759-2343	.751	1297	2531	3828	46.7	2232	2168-41	788	1699	405	9355	114.1	147

1978-79 SPURS

1978-79 SPURS GAME-BY-GAME 48-34 (FIRST IN CENTRAL DIVISION)

DATE	OPPONENT	W-L	SCORE	REC.	ATT.	HI-SCORER	HI-REBOUNDER
OCTOBER RECORD:							
10-13	@ Denver	L	117-118	0-1	14,000	38-Kenon	9-Kenon/Green
10-14	MILWAUKEE	W	153-111	1-1	11,897	37-Gervin	11-Sanders
10-17	@ Phoenix	W	110-107	2-1	8,755	39-Kenon	11-Kenon
10-18	@ San Diego	W	127-123	3-1	5,614	48-Gervin	9-Kenon
10-20	@ Seattle	L	117-133	3-2	20,172	37-Gervin	13-Paultz
10-22	@ Los Angeles	L	121-134	3-3	12,970	28-Kenon	12-Paultz
10-24	BOSTON	W	132-109	4-3	12,034	28-Kenon	5-Gervin/Sanders
10-28	DETROIT	W	150-126	5-3	10,767	43-Gervin	13-Kenon
10-31	GOLDEN STATE	L	128-139 (OT)	5-4	11,568	34-Gervin	9-Paultz
NOVEMBER RECORD:							
11-1	@ Philadelphia	L	115-116	5-5	11,613	34-Gervin	8-Kenon
11-3	@ Boston	W	110-103	6-5	10,177	31-Gervin	10-Kenon
11-4	@ Washington	L	119-124	6-6	12,619	27-Gervin	11-Paultz
11-8	SAN DIEGO	W	164-125	7-6	11,358	38-Gervin	11-Paultz/Kenon
11-10	@ New Orleans	L	102-113	7-7	6,239	34-Gervin	16-Paultz
11-11	WASHINGTON	W	143-121	8-7	12,363	37-Kenon	17-Kenon
11-15	PHOENIX	L	119-125	8-8	10,291	28-Kenon	8-Kenon/Gervin
11-18	@ Houston	L	120-126	8-9	12,420	36-Kenon	16-Kenon
11-21	INDIANA	L	108-108	8-10	9,178	27-Kenon	15-Kenon
11-23	@ Milwaukee	W	116-114	9-10	10,938	34-Kenon	9-Kenon
11-25	NEW JERSEY	W	151-110	10-10	6,618	28-Gervin	12-Paultz
11-29	PHILADELPHIA	L	134-120 (OT)	10-11	12,368	35-Kenon	13-Paultz
DECEMBER RECORD:							
12-4	(HOME: 6-1, ROAD: 6-3)						
12-2	DENVER	L	93-104	10-12	10,050	24-Kenon	9-Kenon
12-6	LOS ANGELES	W	112-111	11-12	10,186	27-Gervin	11-Olberding
12-8	@ Golden State	W	123-105	12-12	12,254	36-Gervin	13-Paultz
12-10	@ Seattle	L	99-112	12-13	13,847	19-Gervin	14-Paultz
12-12	@ Denver	L	103-107	12-14	10,448	34-Gervin	9-Paultz
12-13	NEW YORK	W	159-109	13-14	10,166	36-Kenon	15-Kenon
12-15	@ Indiana	W	125-113	14-14	7,951	22-Kenon/Paultz	13-Paultz
12-16	GOLDEN STATE	W	104-96	15-14	8,291	35-Gervin	20-Kenon
12-19	@ Cleveland	W	113-106	16-14	6,246	28-Silas	10-Paultz
12-20	CHICAGO	W	131-102	17-14	9,511	29-Gervin	14-Kenon
12-22	@ Chicago	W	103-92	18-14	10,735	33-Gervin	18-Paultz
12-23	@ Detroit	W	130-126	19-14	10,287	34-Gervin	10-Kenon/Green
12-26	ATLANTA	W	124-111	20-14	13,761	37-Kenon	14-Kenon
12-27	@ Atlanta	L	107-115	20-15	8,192	26-Gervin	10-Kenon
12-28	MILWAUKEE	W	112-103	21-15	11,583	36-Gervin	12-Kenon/Green
12-30	@ Philadelphia	W	100-94	22-15	15,567	28-Gervin	14-Paultz
JANUARY RECORD:							
1-3	NEW ORLEANS	W	123-97	23-15	11,474	35-Kenon	17-Kenon
1-4	@ New Jersey	W	110-104	24-15	5,041	34-Gervin	14-Kenon
1-6	@ New York	L	105-108	24-16	15,932	35-Kenon	12-Kenon
1-9	DETROIT	W	116-114	25-16	13,959	32-Gervin	9-Dietrick
1-11	SAN DIEGO	W	140-111	26-16	11,008	52-Gervin	9-Dietrick
1-11	CLEVELAND	W	117-103	27-16	13,597	28-Gervin	9-Olberding
1-17	DETROIT	W	125-101	28-16	12,219	30-Gervin	12-Kenon
1-19	@ Kansas City	L	113-115	28-17	12,334	31-Gervin	11-Kenon
1-20	PORTLAND	L	113-118	28-18	11,632	32-Gervin	10-Gervin
1-24	KANSAS CITY	W	124-95	29-18	11,903	20-Gervin	11-Kenon
1-26	SEATTLE	W	125-108	30-18	13,559	34-Gervin	12-Paultz
1-27	@ Atlanta	L	113-120	30-19	12,127	29-Kenon	15-Kenon
1-28	@ Indiana	L	110-123	30-20	8,992	31-Gervin	10-Kenon
1-30	@ Chicago	W	112-108(OT)	31-20	7,589	30-Gervin/Silas	12-Paultz
FEBRUARY RECORD:							
2-1	WASHINGTON	L	122-123	31-21	12,516	37-Gervin	13-Kenon
2-2	@ Phoenix	L	108-133	31-22	12,660	26-Silas	8-Paultz/Green/Moat
2-6	@ Los Angeles	L	111-119 (OT)	31-23	11,225	31-Gervin	12-Gervin
2-7	@ San Diego	W	126-113	32-23	8,488	28-Gervin	12-Kenon
2-9	@ Portland	L	106-125	32-24	13,666	34-Gervin	9-Kenon/Green
2-11	@ Golden State	W	125-107	33-24	13,237	24-Silas	7-Olberding
2-14	BOSTON	W	149-119	34-24	11,131	32-Gervin	6-Kenon/Paultz/Gervin
2-16	PORTLAND	W	121-120(OT)	35-24	15,523	30-Kenon	9-Kenon
2-18	@ Detroit	L	104-124	35-25	7,396	32-Gervin	9-Kenon
2-20	SEATTLE	W	118-102	36-25	11,765	38-Gervin	15-Kenon
2-25	HOUSTON	W	127-107	37-25	14,685	32-Gervin	14-Kenon
2-28	NEW YORK	W	135-112	38-25	9,821	33-Gervin	12-Kenon
MARCH RECORD:							
3-2	KANSAS CITY	W	129-125(OT)	39-25	14,067	32-Kenon	11-Gervin
3-4	@ Washington	L	128-129	39-26	17,181	34-Gervin	8-Kenon/Paultz
3-5	@ New Jersey	W	103-99	40-26	3,993	27-Gervin	11-Kenon
3-10	@ New York	W	111-110	41-26	11,893	31-Silas	12-Kenon
3-14	LOS ANGELES	W	125-112	42-26	14,376	34-Gervin	9-Bristow
3-15	@ New Orleans	L	122-124	42-27	5,302	30-Silas	8-Kenon/Paultz/Green
3-16	PHOENIX	L	123-128	42-28	14,864	37-Gervin	15-Kenon
3-18	@ Milwaukee	L	127-147	42-29	10,938	23-Gervin	8-Paultz
3-20	PHILADELPHIA	L	130-124	42-30	12,541	36-Gervin	10-Olberding
3-21	@ Kansas City	W	123-116	43-30	11,313	24-Gervin	12-Kenon
3-23	ATLANTA	L	108-115	43-31	13,471	25-Kenon	11-Kenon
3-25	INDIANA	L	113-121	43-32	9,938	27-Gervin	9-Paultz
3-28	NEW ORLEANS	W	122-94	44-32	9,537	24-Kenon	14-Olberding
3-30	HOUSTON	L	116-117	44-33	15,764	46-Gervin	11-Paultz
APRIL RECORD:							
4-1	(HOME: 4-0, ROAD: 2-1)						
4-3	@ Boston	W	112-110	45-33	11,714	34-Gervin	15-Paultz
4-3	@ Cleveland	W	116-112	46-33	7,608	46-Gervin	8-Paultz/Green
4-4	NEW JERSEY	W	110-103	47-33	10,508	30-Gervin	15-Paultz/Kenon
4-7	@ Houston	L	106-123	47-34	15,676	21-Silas	9-Olberding
4-8	CLEVELAND	W	117-101	48-34	10,056	36-Kenon	8-Paultz/Kenon

1979-80 SPURS

RECORD

41-41 (27-14 home; 14-27 road)
Tied for second in Central Division

HONORS

George Gervin, NBA Scoring Title
George Gervin, All-NBA First Team
George Gervin, NBA All-Star
George Gervin, All-Star Game MVP

PLAYOFFS

Lost to Houston, First Round, 2-1

SPURS LEADERS

Scoring: George Gervin 33.1 ppg
Rebounding: Larry Kenon 9.9 rpg
Assists: James Silas 4.5 apg

HEAD COACH: Doug Moe/Bob Bass

ASSISTANT: George Karl



James Silas

1979-80 SEASON NOTES

- * Prior to the season, the Spurs purchased the contract of Kevin Restani from Milwaukee...the Spurs also obtained guard Johnny Moore from Seattle...but Moore - who today is the Spurs all-time assists leader - was released during the preseason and didn't see his first action with the Spurs until the 1980-81 season.
- * The Spurs spent the entire season battling to stay above the .500 mark...on 3/1 Bob Bass replaced Doug Moe as head coach.
- * On 1/16 the Spurs sent Billy Paultz to Houston in exchange for John Shumate.
- * Once again, George Gervin was the big gun for the Spurs...he was named the MVP of the 1980 NBA All-Star Game as he had 34 points and 10 rebounds in the contest (he remains the only Spur ever to be named MVP of an All-Star Game)...on 1/8 vs. Denver, Gervin exploded for 53 points, which is the most points ever scored in the HemisFair Arena, where the Spurs played from '73-'74 through '92-'93...and, of course, the Iceman won his third straight NBA Scoring Title, averaging a career-best 33.1 points per game.

1979-1980 SPURS FINAL STATISTICS (41-41)

PLAYER	G	MIN	2-POINT		3-POINT		REBOUNDING				SCORING									
			FGM-FGA	PCT	FGM-FGAPCT	FTM-FTA	PCT	OFF	DEF	TOT	AVG.	AST	PF-DQ	STL	TO	BLK	PTS	AVG.	HI	
Gervin	78	2934	1024-1940	.528	32-102	.314	505-593	.852	154	249	403	5.2	202	208-0	110	254	79	2585	33.1	55
Kenon	78	2798	647-1333	.485	1-9	.111	270-345	.783	258	517	775	9.9	231	192-0	111	232	18	1565	20.1	51
Silas	77	2293	513-999	.514	0-4	.000	339-382	.887	45	122	167	2.2	347	206-2	61	192	14	1365	17.7	35
Shumate (SA)	27	777	138-263	.525	0-1	.000	115-147	.782	65	149	214	7.9	52	71-1	23	50	31	391	14.5	29
Restani	82	1966	369-727	.508	5-29	.172	181-161	.814	142	244	386	4.7	189	186-0	54	129	12	874	10.7	24
Olberding	75	2111	291-609	.478	0-3	.000	210-264	.795	83	335	418	5.6	327	274-7	67	180	22	792	10.6	22
Paultz	47	1213	189-381	.496	0-1	.000	100-66	.660	95	226	321	6.8	118	127-3	47	—	45	444	9.4	26
Gale	67	1474	171-377	.454	2-13	.154	97-120	.808	34	118	152	2.3	312	134-2	123	115	13	441	6.6	22
Griffin	82	1812	173-313	.553	0-0	.000	174-240	.725	154	284	438	5.3	250	306-9	81	131	53	520	6.3	18
Evans	79	1246	208-464	.448	12-42	.286	58-85	.682	29	78	107	1.4	230	194-2	60	128	9	486	6.2	21
Peek	52	628	73-169	.432	0-2	.000	34-55	.618	66	117	183	3.5	33	100-2	17	48	23	180	3.5	13
Davis	4	30	6-12	.500	0-0	.000	2-1	.500	2	4	6	1.5	0	8-0	1	—	0	13	3.3	9
Kiffin	26	212	32-96	.333	0-0	.000	25-18	.720	12	25	40	1.5	19	43-0	10	—	2	82	3.2	12
Norris	17	189	18-43	.419	0-0	.000	4-6	.667	10	33	43	2.6	6	41-1	3	19	12	40	2.4	8
Basset (SA)	5	72	4-12	.333	0-0	.000	20-3	.667	4	11	15	3.0	10	13-0	3	5	0	10	2.0	4
Spurs	82		3856-7738	.498	52-205	.254	2042-2528	.807	1153	2515	3668	44.7	2326	2103-29	771	1574	333	9788	119.4	144
Opponents	82		4000-7997	.500	88-288	.306	1731-2283	.758	1248	2472	3720	45.4	2537	2192-28	828	1512	457	9819	119.7	144

1979-80 SPURS

1979-80 SPURS GAME-BY-GAME 41-41 (TIED FOR SECOND IN CENTRAL DIVISION)

DATE	OPPONENT	W.L.	SCORE	REC.	ATT.	HI-SCORER	HI-REBOUNDER
OCTOBER RECORD:							
10-13	DETROIT	L	110-112	0-1	11,857	23-Kenon	11-Restani
10-16	@ Atlanta	W	118-116	1-1	6,030	30-Gervin	11-Gervin
10-18	@ Cleveland	L	134-141	1-2	3,552	47-Gervin	13-Kenon
10-20	CLEVELAND	W	129-127	2-2	15,043	29-Silas, Kenon	19-Kenon
10-23	BOSTON	W	129-120	3-2	12,893	28-Kenon, Gervin	10-Kenon
10-26	@ Detroit	W	129-113	4-2	12,104	41-Gervin	13-Restani
10-27	INDIANA	W	128-121	5-2	11,332	27-Kenon	15-Kenon, Paultz
10-30	@ Phoenix	L	109-142	5-3	11,489	18-Gervin	8-Kenon, Griffin
10-31	@ San Diego	W	130-123	6-3	7,644	33-Gervin	4-Griffin
NOVEMBER RECORD:							
11-2	@ Seattle	L	107-117	6-4	21,618	18-Evans	9-Olber, Paultz
11-4	@ Portland	L	124-127(OT)	6-5	12,066	32-Gervin	8-Kenon
11-6	NEW JERSEY	W	108-95	7-5	9,753	24-Gervin	12-Kenon
11-7	@ Boston	L	105-117	7-6	15,320	29-Gervin	8-Rostani
11-9	@ Washington	L	116-125	7-7	14,223	37-Gervin	15-Kenon
11-10	@ New York	W	125-119	8-7	13,952	33-Gervin	17-Kenon
11-13	GOLDEN STATE	W	131-127(OT)	9-7	9,845	47-Gervin	15-Paultz
11-15	NEW YORK	W	130-132	10-7	11,454	33-Gervin	12-Kenon
11-16	@ Philadelphia	W	106-105	11-7	16,535	33-Kenon	10-Olber/Paultz
11-18	@ New Jersey	L	105-107	11-8	6,246	23-Gervin	20-Kenon
11-20	PHILADELPHIA	L	114-116	11-9	12,843	22-Gervin	13-Kenon
11-23	WASHINGTON	W	128-108	12-9	12,256	35-Silas	14-Kenon
11-27	ATLANTA	L	120-143	12-10	10,450	38-Gervin	12-Kenon
11-30	PORTLAND	W	107-100	13-10	9,752	26-Gervin	9-Olberding
DECEMBER RECORD:							
12-1	@ Detroit	L	124-134	13-11	7,466	39-Kenon	10-Paultz
12-4	LOS ANGELES	L	121-127	13-12	12,731	36-Kenon	17-Kenon
12-5	@ Philadelphia	L	120-132	13-13	9,286	42-Gervin	14-Rostani
12-7	@ Milwaukee	W	117-105	14-13	10,338	39-Gervin	11-Paultz
12-8	HOUSTON	W	138-129	15-13	10,213	37-Gervin	9-Gervin
12-11	@ Denver	L	121-127	15-14	14,443	41-Gervin	10-Kenon
12-13	@ Utah	L	114-144	15-15	7,122	34-Gervin	9-Griffin
12-15	@ Golden State	W	102-101	16-15	8,850	31-Gervin	10-Kenon
12-16	@ Los Angeles	L	119-121	16-16	12,389	43-Gervin	8-Kenon, Paultz
12-19	INDIANA	W	127-123	17-16	8,218	38-Gervin	12-Kenon
12-21	@ Boston	L	114-133	17-17	15,320	36-Gervin	8-Paultz, Gervin
12-22	DETROIT	W	141-112	18-17	8,879	26-Gervin	9-Griffin
12-26	@ Houston	L	110-143	18-18	11,338	30-Gervin	9-Griffin
12-27	PHILADELPHIA	L	114-118	18-19	14,831	46-Gervin	12-Olberding
12-29	KANSAS CITY	W	127-125(OT)	19-19	9,102	37-Kenon	12-Gervin
JANUARY RECORD:							
1-1	@ New York	L	120-128	19-20	11,191	34-Silas	12-Kenon
1-2	PHOENIX	W	118-109	20-20	8,276	42-Gervin	11-Griffin
1-4	@ Kansas City	L	105-115	20-21	9,442	36-Gervin	15-Olberding
1-5	BOSTON	W	119-111	21-21	15,812	24-Gervin	12-Kenon
1-8	DENVER	W	137-134	22-21	9,437	53-Gervin	12-Kenon
1-11	CLEVELAND	W	126-109	23-21	8,543	38-Gervin	12-Kenon
1-12	@ Atlanta	L	101-120	23-22	14,491	34-Gervin	11-Peck
1-13	ATLANTA	L	104-107	23-23	10,719	32-Gervin/Silas	17-Kenon
1-15	NEW JERSEY	W	124-119	24-23	8,285	37-Gervin	9-Griffin
1-17	@ Cleveland	L	112-116	24-24	6,690	42-Gervin	7-Kenon
1-19	WASHINGTON	W	130-117	25-24	11,309	42-Gervin	13-Restani
1-22	SAN DIEGO	W	129-109	26-24	10,049	30-Gervin	10-Shumate
1-23	@ Indiana	W	144-130	27-24	8,963	65-Gervin	11-Griffin/Shumate
1-25	SEATTLE	W	125-116	28-24	15,764	39-Gervin	14-Restani
1-27	ATLANTA	L	111-118	28-25	15,206	29-Shumate	14-Kenon
1-30	@ Houston	W	118-111	29-25	9,858	25-Gervin	14-Griffin
FEBRUARY RECORD:							
2-5	NEW JERSEY	L	115-123	29-26	9,483	21-Shumate	12-Kenon
2-9	@ Indiana	L	127-131	29-27	12,537	30-Gervin	11-Kenon
2-10	UTAH	W	148-128	30-27	9,512	35-Gervin	13-Kenon
2-12	HOUSTON	L	118-120	30-28	10,829	41-Gervin	19-Kenon
2-14	NEW YORK	L	124-128	30-29	9,706	32-Gervin	9-Kenon
2-15	@ Chicago	W	131-124	31-29	8,076	28-Gervin	8-Gervin
2-17	MILWAUKEE	W	135-134	32-29	12,957	42-Gervin	11-Kenon
2-20	CHICAGO	W	125-117	33-29	12,488	24-Kenon	13-Kenon
2-22	@ Washington	L	117-123	33-30	14,249	29-Gervin	12-Kenon
2-24	@ New Jersey	L	123-129	33-31	7,768	41-Gervin	16-Kenon
2-27	@ Boston	L	125-130	33-32	15,320	35-Gervin	8-Olberding
2-28	@ New York	L	124-133	33-33	10,398	28-Gervin	11-Kenon
MARCH RECORD:							
3-2	CLEVELAND	L	119-123	33-34	11,112	39-Gervin	10-Olberding/Shumate
3-4	BOSTON	L	108-137	33-35	12,206	32-Gervin	12-Kenon
3-7	NEW YORK	L	112-118	33-36	12,332	40-Gervin	9-Griffin
3-9	PHILADELPHIA	L	118-134	33-37	12,126	31-Gervin	13-Gervin
3-11	@ Washington	W	111-104	34-37	10,471	41-Gervin	13-Shumate
3-14	@ Detroit	W	119-102	35-37	7,581	29-Gervin	23-Shumate
3-15	@ Cleveland	L	98-100	35-38	7,986	22-Silas	12-Olberding
3-16	@ New Jersey	W	120-107	36-38	6,703	33-Silas	8-Shumate/Peck
3-18	WASHINGTON	W	100-94	37-38	12,385	33-Gervin	13-Kenon
3-19	@ Philadelphia	W	105-99	38-38	11,927	33-Gervin	16-Olberding
3-21	INDIANA	W	116-109	39-38	15,357	41-Gervin	9-Peck
3-23	@ Detroit	W	95-103	39-39	11,557	36-Gervin	13-Olberding
3-25	HOUSTON	W	126-107	40-39	14,256	24-Gervin	9-Gervin
3-26	@ Houston	L	101-113	40-40	11,247	20-Gervin	5-Kenon
3-28	@ Indiana	L	122-127	40-41	9,902	37-Gervin	11-Kenon
3-30	DETROIT	W	144-124	41-41	10,267	51-Kenon	12-Olberding

1980-81 SPURS

RECORD

52-30 (34-7 home; 18-23 road)
First in Midwest Division.

HONORS

George Johnson, NBA Blocked Shots Title
George Gervin, All-NBA First Team
George Gervin, NBA All-Star
George Johnson, All-Defensive Second Team
Reggie Johnson, All-Rookie Second Team

PLAYOFFS

Lost to Houston, Western Conference
Semifinals, 4-3

SPURS LEADERS

Scoring: George Gervin 27.1 ppg
Rebounding: Dave Corzine 7.8 rpg
Assists: Johnny Moore 4.5 apg

HEAD COACH: Stan Albeck
ASSISTANT: Morris McHone



Johnny Moore

1980-81 SEASON NOTES

- Prior to the season, the Spurs named Stan Albeck Head Coach.
- The Spurs, the Houston Rockets and the expansion Dallas Mavericks were all placed in the Midwest Division in the Western Conference.
- The Spurs were busy in the off-season...draft picks Reggie Johnson and Michael Wiley were instant contributors for the Spurs...after being waived the previous season, Johnny Moore was resigned and led the team in assists in his first NBA season...and finally, to add experience and size, the Spurs signed free agent George Johnson and obtained Dave Corzine in a trade with Washington.
- "The Bruise Brothers" were officially born on 12/30 as the Spurs handed out free posters which featured George Johnson, Dave Corzine, Kevin Restani, Paul Griffin, Mark Olberding and Reggie Johnson.
- George Johnson became the first Spur to win an NBA Blocked Shots title, averaging 3.39 blocks per game...he put his name in the Spurs record-books on 2/24 vs. Golden State...in the Spurs 131-124 win Johnson set three Spurs franchise records - the most blocks in a game, with 13, the most blocks in a half, with 11 in the second, and the most blocks in a quarter, with 6 in the fourth.

1980-1981 SPURS FINAL STATISTICS (52-30)

PLAYER	G	MIN	2-POINT		3-POINT		REBOUNDING				SCORING									
			FGM-FGA	PCT.	FGM-FGA	PCT.	FTM-FTA	PCT.	OFF	DEF	TOT	AVG.	AST	PF-DQ	STL	TO	BLK	PTS	AVG.	HI
Gervin	82	2765	850-1729	.429	9-35	.257	512-620	.826	126	293	419	5.1	260	212-4	94	251	56	2221	27.1	49
Silas	75	2055	476-997	.477	0-2	.000	374-440	.850	44	187	231	3.1	285	129-0	51	159	12	1326	17.7	34
Olberding	82	2408	348-685	.508	1-7	.143	315-380	.829	146	325	471	5.7	277	307-6	75	202	31	1012	12.3	28
Corzine	82	1960	366-747	.490	0-2	.000	125-175	.714	228	408	636	7.8	117	212-0	42	131	99	857	10.5	24
R. Johnson	79	1716	340-682	.499	0-1	.000	128-193	.663	132	226	358	4.5	78	283-8	45	130	48	808	10.2	27
Brewer (SA)	46	904	180-385	.468	0-2	.000	65-80	.813	21	32	53	1.2	93	53-0	27	54	25	425	9.2	20
Moore	82	1578	249-520	.479	1-19	.053	105-172	.610	58	138	196	2.4	373	178-0	120	154	22	604	7.4	22
Restani	64	999	192-369	.520	3-8	.375	62-88	.705	71	103	174	2.7	81	103-0	16	68	14	449	7.0	22
Griffin	82	1930	166-325	.511	0-0	.000	170-253	.672	184	321	505	6.2	249	707-3	77	112	37	502	6.1	12
Wiley	33	271	76-138	.551	0-2	.000	36-48	.750	22	42	64	1.9	11	38-1	8	28	6	188	5.7	17
G. Johnson	82	1935	164-347	.473	0-0	.000	80-109	.734	215	357	602	7.3	92	273-3	47	110	278	408	5.0	15
Shumate	22	519	56-128	.438	0-0	.000	53-73	.726	33	54	87	3.9	24	46-0	21	—	9	165	7.5	15
Gale	35	636	86-184	.524	1-3	.333	19-26	.731	7	45	52	1.5	99	56-0	55	—	2	192	5.5	15
Gerard (SA)	11	129	22-60	.367	0-1	.000	8-11	.727	17	21	38	3.5	9	17-0	7	—	3	52	4.7	12
Spurs	82		3571-7276	.491	15-82	.183	2052-2668	.769	1304	2582	3886	47.4	2048	2114-25	685	1487	643	9209	112.3	147
Opponents	82		3581-7582	.472	45-170	.265	1767-2386	.741	1214	2177	3391	41.4	2105	2198-37	700	1410	487	8973	109.4	135

1980-81 SPURS

1980-81 SPURS GAME-BY-GAME 52-30 (FIRST IN MIDWEST DIVISION)

DATE	OPPONENT	W-L	SCORE	REC.	ATL.	HI-SCORER	HI-REBOUNDER
OCTOBER RECORD:							
10-10	@ Denver	W	113-112	1-0	10,027	19 Gervin	12-Corzine
10-11	@ Dallas	W	92-103	1-1	10,373	33-Gervin	12-Oberding
10-14	KANSAS CITY	W	109-103	2-1	9,876	39-Gervin	3-G. Johnson
10-16	@ Detroit	W	102-99	3-1	4,569	26-Gervin	7-Shumate
10-18	DALLAS	W	110-96	4-1	9,542	20-Gervin	10-Gervin
10-21	SAN DIEGO	W	123-120	5-1	7,821	31-Gervin	15-G. Johnson
10-23	GOLDEN STATE	W	129-109	6-1	11,531	25-Gervin	13-G. Johnson
10-25	@ San Diego	W	116-98	7-1	4,613	36-Gervin	13-Corzine
10-26	@ Los Angeles	W	108-102	8-1	11,906	25-Gervin	12-G. Johnson
10-28	PORTLAND	W	120-112	9-1	9,702	30-Gervin	10-G. Johnson
10-29	@ Utah	L	96-109	9-2	5,047	16-Oberding	15-G. Johnson
10-31	@ Seattle	W	112-96	10-2	12,368	26-Silas	6-Oberding/G.J./Corzine
NOVEMBER RECORD:							
11-1	@ Golden State	L	108-123	10-3	10,915	42-Gervin	6-Oberding
11-5	PHOENIX	W	113-84	11-3	12,358	30-Silas	9-Oberding, Shumate
11-8	LOS ANGELES	W	113-109	12-3	16,114	30-Gervin	14-Corzine
11-11	INDIANA	L	113-119	12-4	11,282	38-Gervin	13-G. Johnson
11-12	@ Phoenix	L	127-130	12-5	12,660	31-Gervin	6-Shumate
11-13	@ San Diego	W	113-107	13-5	4,381	13-Gervin	7-R. Johnson
11-15	UTAH	W	120-104	14-5	13,613	23-Gervin	7-G. Johnson
11-18	@ Atlanta	L	93-97	14-6	9,654	35-Gervin	8-G.J./Gervin/Corzine
11-19	@ New Jersey	W	112-104(OT)	15-6	6,974	38-Gervin	12-G. Johnson
11-22	PHILADELPHIA	L	101-108	15-7	15,362	34-Gervin	13-Oberding/G. Johnson
11-26	CHICAGO	W	125-122	16-7	9,561	27-Gervin	9-Gervin/Corzine
11-28	HOUSTON	L	115-124	16-8	12,636	28-Gervin	13-Oberding
11-29	@ Kansas City	W	106-104	17-8	8,380	29-Gervin	13-Corzine
DECEMBER RECORD:							
12-2	PHOENIX	L	107-122	17-9	9,112	23-Gervin, Silas	9-Corzine
12-4	CLEVELAND	W	130-100	18-9	6,853	28-Gervin	16-Corzine
12-7	@ Portland	L	115-116	18-10	12,666	41-Gervin	10-G. Johnson
12-8	@ SEATTLE	L	99-104	18-11	12,633	24-Gervin	15-Corzine
12-9	@ Utah	W	115-90	19-11	5,808	31-Gervin	9-Griffin
12-11	KANSAS CITY	W	122-104	20-11	7,491	27-Silas	8-Gervin
12-13	DENVER	W	127-123	21-11	9,879	32-Gervin	10-Corzine
12-14	@ Milwaukee	L	98-115	21-12	11,052	19-Gervin	10-Griffin
12-16	@ Dallas	W	89-83	22-12	6,140	27-Gervin	15-G. Johnson
12-17	@ Houston	W	113-107	23-12	8,349	22-Moore	12-Corzine
12-19	GOLDEN STATE	W	126-111	24-12	9,442	33-Gervin	9-Gervin
12-21	@ Los Angeles	L	122-135	24-13	12,341	30-Gervin	7-G. Johnson/Corzine
12-25	@ Phoenix	L	111-131	24-14	12,660	32-Gervin	8-Gervin
12-27	UTAH	W	142-117	25-14	11,823	34-Gervin	10-G. Johnson/Corzine
12-30	SEATTLE	W	102-100	26-14	11,130	28-Gervin	12-G. Johnson
JANUARY RECORD:							
1-2	LOS ANGELES	W	118-112	27-14	14,722	19-Silas	7-Corzine
1-3	@ Chicago	W	119-111	28-14	14,372	30-Gervin	9-Oberding
1-6	@ New York	W	113-108	29-14	13,811	31-Silas	8-Corzine
1-7	@ Philadelphia	L	102-135	29-15	10,999	25-Gervin	12-Corzine
1-9	PORTLAND	W	102-86	30-15	12,204	23-Silas	8-Griffin
1-11	WASHINGTON	W	137-106	31-15	8,032	33-Gervin	10-Griffin
1-14	NEW YORK	W	116-105	32-15	11,429	28-Gervin	13-Corzine
1-16	@ Boston	L	85-94	32-16	15,320	22-Moore	12-Corzine
1-17	@ Washington	L	93-103	32-17	10,614	28-Oberding	9-by 4 players
1-20	PHOENIX	W	119-112(OT)	33-17	11,883	25-Silas	13-R. Johnson
1-21	@ Kansas City	L	108-115	33-18	7,027	25-Gervin	10-Corzine
1-24	@ Denver	L	115-129	33-19	10,729	24-Gervin	11-R. Johnson
1-25	@ Portland	L	109-118	33-20	12,666	26-Gervin	7-Oberding
1-29	NEW JERSEY	W	127-108	34-20	10,018	26-Gervin	10-Corzine
FEBRUARY RECORD:							
2-3	DETROIT	W	102-99	35-20	8,616	25-Gervin	12-Griffin/Corzine
2-4	@ Denver	W	105-132	36-20	9,117	37-Gervin	11-Corzine
2-6	PORTLAND	W	122-96	37-20	11,342	32-Gervin	12-G. Johnson
2-8	DALLAS	W	102-98	38-20	8,918	27-Silas, Gervin	18-G. Johnson
2-11	@ Houston	L	89-108	38-21	8,295	19-Gervin	7-Gervin
2-12	ATLANTA	W	110-109	39-21	8,604	19-Silas/Oberding	9-G. Johnson
2-14	@ Dallas	W	107-99	40-21	9,836	26-Gervin	9-Gervin/Griffin
2-15	MILWAUKEE	W	110-108	41-21	11,236	33-Gervin	14-Corzine
2-17	BOSTON	L	116-128	41-22	13,847	49-Gervin	13-Corzine
2-19	@ Cleveland	L	104-118	41-23	5,574	32-Gervin	7-G. Johnson/Silas
2-20	@ Indiana	L	106-109	41-24	10,419	30-Gervin	11-Griffin
2-22	DENVER	W	133-129(OT)	42-24	8,668	26-R. Johnson	14-Griffin
2-24	GOLDEN STATE	W	131-126	43-24	9,163	26-Gervin	9-G. Johnson
2-26	SEATTLE	W	123-113	44-24	10,865	35-Gervin	10-Corzine
MARCH RECORD:							
3-1	HOUSTON	W	102-86	45-24	11,245	26-Gervin	10-Griffin/Corzine
3-4	KANSAS CITY	L	97-111	45-25	9,280	16-Moore	11-G. Johnson
3-6	@ Seattle	L	94-102	45-26	23,578	25-Oberding	12-Oberding
3-8	DALLAS	W	113-108	46-26	8,251	19-Silas	9-Corzine
3-10	@ Los Angeles	L	104-118	46-27	16,703	28-Gervin	9-G. Johnson/Gervin
3-14	@ San Diego	L	118-126	46-28	6,509	39-Gervin	10-Gervin
3-15	@ Golden State	W	114-112(OT)	47-28	10,520	39-Gervin	13-Griffin
3-17	UTAH	W	94-86	48-28	11,234	23-Gervin	12-G. Johnson
3-20	@ Kansas City	W	114-110(OT)	49-28	8,740	21-Silas	11-G. Johnson/Corzine
3-22	SAN DIEGO	W	107-99	50-28	10,156	29-Gervin	10-G. Johnson
3-24	DENVER	L	123-125	50-29	14,190	30-Gervin	12-Griffin
3-25	@ Houston	L	111-117	50-30	13,931	34-Silas	9-Johnson
3-26	@ Utah	W	98-97	51-30	6,319	21-Gervin	17-Corzine
3-29	HOUSTON	W	135-109	52-30	11,543	30-Gervin	10-Griffin

1981-82 SPURS

RECORD

48-34 (29-12 home; 19-22 road)
First in Midwest Division

PLAYOFFS

Defeated Seattle, Western Conference
Semifinals, 4-1
Lost to Los Angeles, Western Conference
Finals, 4-0

HONORS

George Gervin, NBA Scoring Title
Johnny Moore, NBA Assists Title
George Gervin, All-NBA First Team
George Gervin, NBA All-Star
George Johnson, NBA Blocked
Shots Title

SPURS LEADERS

Scoring: George Gervin 32.3 ppg
Assists: Johnny Moore 9.6 apg
Rebounding: Mike Mitchell 7.9 rpg



Dave Corzine

HEAD COACH: Stan Albeck
ASSISTANT: Morris McHone

1981-82 SEASON NOTES

- The end of an era came in June as the Spurs sent James Silas - the last original Spur and team captain - to Cleveland...Silas spent nine years in San Antonio and he is one of just two players in franchise history to have had their jersey retired.
- The Spurs started the season with a 9-1 mark and held the top spot in the Midwest Division the entire season.
- On 12/24 the Spurs obtained Mike Mitchell and Roger Phegley from Cleveland in exchange for Ron Brewer and Reggie Johnson.
- In a record-setting game on 3/6 the Spurs posted a 171-166 triple-overtime win over Milwaukee in the HemisFair Arena...the 171 points by the Spurs is a club record for the most points scored in a game and the 337 points scored by both teams is the second highest combined point total in NBA history.
- Three different Spurs won individual statistical titles in the league...George Gervin captured his fourth NBA scoring title, averaging 32.3 ppg...George Johnson won his second consecutive blocked shots title, averaging 3.17 bpg...and second-year guard Johnny Moore led the NBA in assists, averaging 9.8 assists per contest.

1981-1982 SPURS FINAL STATISTICS (48-34)

PLAYER	G	MIN	2-POINT				3-POINT				REBOUNDING				SCORING							
			FGM	FGA	PCT.	FTM	FTA	PCT.	OFF	DEF	TOT	AVG.	PTS	PF	DR	STL	TO	BLK	PTS	AVG.	HI	
Gervin	79	2817	993	1987	.500	10-36	.278	555	642	.864	138	254	392	5.0	187	215-2	77	210	45	2551	32.3	50
Mitchell (SA)	57	2090	521	973	.539	0-7	.000	148	202	.733	173	276	449	7.9	43	200-4	33	98	28	1196	21.0	45
Brewer	25	595	182	361	.504	9-10	.300	77	88	.875	13	37	50	2.0	67	37-0	23	—	7	444	17.8	44
Olberding	68	2098	333	705	.472	2-11	.182	273	338	.808	118	321	439	6.5	202	253-5	57	139	29	941	13.8	30
R. Johnson	21	504	94	194	.485	0-0	.000	32	40	.800	43	94	137	6.5	20	67-0	7	—	16	220	10.5	20
Corzine	82	2189	336	648	.519	1-4	.250	150	213	.746	211	418	629	7.7	130	235-3	33	139	126	832	10.1	25
Banks	80	1700	311	652	.477	0-8	.000	145	212	.684	157	254	411	5.1	147	199-2	55	106	17	767	9.6	23
Moore	79	2294	309	667	.463	1-21	.048	122	182	.670	82	218	275	3.5	762	254-6	163	175	12	741	9.4	27
Bratz	81	1615	230	565	.407	46-138	.333	119	152	.783	40	126	166	2.0	438	183-0	65	139	11	625	7.7	28
Phegley (SA)	54	617	129	293	.440	5-31	.161	49	64	.766	33	50	83	1.5	61	91-0	20	33	6	308	5.7	17
Rains	49	637	77	177	.435	0-2	.000	38	64	.594	37	43	80	1.6	40	74-0	18	25	2	192	3.9	21
Griffin	23	459	32	66	.485	0-0	.000	24	37	.649	29	66	95	4.1	54	67-0	20	40	8	88	3.8	18
Yonakor	10	70	14	26	.538	0-0	.000	5	7	.714	13	14	27	2.7	3	7-0	1	2	2	33	3.3	11
Lambert (SA)	21	217	26	58	.448	0-0	.000	13	14	.929	19	32	51	2.4	13	43-0	6	10	6	65	3.1	10
G. Johnson	75	1578	91	195	.467	0-0	.000	43	64	.672	152	302	454	6.1	79	259-6	20	92	234	225	3.0	10
Hayes	9	75	8	18	.444	0-0	.000	7	12	.583	7	10	17	1.9	4	17-0	1	—	2	23	2.6	10
Restani	13	145	9	28	.321	0-1	.000	3	4	.750	8	27	35	2.7	7	16-0	1	—	4	21	1.6	6
Spurs	82		3698	7613	.489	65-258	.252	1812	2335	.776	1253	2537	3790	46.2	2267	2217-28	600	1276	555	9272	113.1	171
Opponents	82		3566	7355	.483	58-199	.291	1893	2497	.758	1151	2434	3585	43.7	2036	2179-30	611	1347	429	9083	110.8	166

1981-82 SPURS

1981-82 SPURS GAME-BY-GAME 48-34 (FIRST IN MIDWEST DIVISION)

DATE	OPPONENT	W-L	SCORE	REC.	ATT.	HI-SCORER	HI-REBOUNDER
OCTOBER RECORD:							
10-30	@ Kansas City	W	113-102	1-0	11,010	35-Gervin	9-G. Johnson/Moore
10-31	DENVER	W	145-120	2-0	9,487	27-Gervin	14-Corzine
NOVEMBER RECORD:							
11-5	@ Phoenix	L	85-111	2-1	10,888	35-Gervin	9-G. Johnson/Corzine
11-4	CLEVELAND	W	128-102	3-1	11,276	39-Brewer	10-R. Johnson/Griffin
11-7	NEW YORK	W	103-96	4-1	10,428	40-Brewer	12-Olberding
11-10	LOS ANGELES	W	128-102	5-1	11,365	44-Brewer	12-Corzine
11-13	@ Seattle	W	119-112	6-1	15,433	47-Gervin	10-Corzine
11-15	@ Portland	W	110-105	7-1	12,566	23-Gervin	14-G. Johnson
11-17	@ Dallas	W	112-105	8-1	7,858	38-Gervin	10-Banks/Corzine
11-18	SEATTLE	W	111-93	9-1	12,258	33-Gervin	10-G. Johnson
11-20	@ Los Angeles	L	116-136	9-2	17,505	30-Gervin	11-R. Johnson
11-21	@ Golden State	L	122-129	9-3	12,801	30-Gervin/Olberding	12-Corzine
11-25	LOS ANGELES	L	96-117	9-4	13,653	24-Gervin	7-G. Johnson
11-27	NEW JERSEY	W	114-86	10-4	10,249	29-Gervin	9-Gervin
11-29	@ Milwaukee	L	89-105	10-5	10,692	33-Gervin	15-G. Johnson
DECEMBER RECORD:							
12-1	@ Washington	W	110-99	11-5	5,583	42-Gervin	13-R. Johnson
12-2	@ Philadelphia	W	108-101	12-5	15,015	31-Gervin	13-Corzine
12-4	PORTLAND	W	127-111	13-5	10,472	45-Gervin	10-Corzine
12-9	SEATTLE	W	110-99	14-5	8,334	25-Gervin	8-Gervin
12-11	@ Dallas	W	101-99	15-5	7,768	25-Brewer	6-C.J. Moore/Griffin
12-12	UTAH	W	111-97	16-5	9,842	40-Gervin	9-R. Johnson/G. Johnson
12-15	@ Utah	L	103-108	16-6	6,488	26-Gervin	12-R. Johnson/Corzine
12-18	PHOENIX	L	104-108	16-7	10,805	23-Gervin	15-Corzine
12-19	@ Denver	L	125-138	16-8	7,391	35-Gervin	9-Restani
12-23	@ San Diego	W	114-109	17-8	4,072	31-Gervin	11-Banks
12-26	ATLANTA	L	111-105	17-9	12,257	25-Gervin	15-Olberding
12-29	SAN DIEGO	W	119-107	18-9	9,843	46-Gervin	8-Olberding/Gervin
12-30	HOUSTON	W	109-104	19-9	11,246	42-Gervin	13-Gervin
JANUARY RECORD:							
1-2	DENVER	W	148-123	20-9	9,203	38-Gervin	14-Corzine
1-5	@ Portland	L	110-115	20-10	12,696	47-Gervin	11-Johnson
1-6	@ Utah	L	115-130	20-11	4,896	30-Mitchell	10-Mitchell
1-7	@ Golden State	W	123-112	21-11	11,055	45-Gervin	11-Corzine
1-9	KANSAS CITY	W	113-100	22-11	10,656	26-Gervin/Mitchell	9-Corzine
1-12	DALLAS	W	127-109	23-11	8,823	23-Mitchell/Banks	8-Johnson
1-15	HOUSTON	W	128-90	24-11	11,936	32-Gervin	10-Corzine
1-16	@ Houston	L	99-116	24-12	15,157	26-Gervin	13-Banks/Corzine
1-19	@ Phoenix	L	96-108	24-13	11,251	27-Gervin	10-Mitchell
1-21	UTAH	W	125-104	25-13	7,279	29-Gervin	17-Olberding
1-22	@ Atlanta	W	115-107	26-13	8,573	29-Gervin	13-Corzine
1-23	INDIANA	L	98-107	26-14	10,236	27-Gervin/Moore	6-Olberding
1-26	PHILADELPHIA	W	103-95	27-14	14,165	56-Gervin	11-Corzine
1-28	KANSAS CITY	W	126-115	28-14	7,339	37-Gervin	11-Johnson/Corzine
FEBRUARY RECORD:							
2-2	DALLAS	W	131-98	29-14	7,017	32-Gervin	10-Johnson
2-4	PHOENIX	W	118-112	30-14	10,838	39-Gervin	9-Johnson
2-5	@ Kansas City	L	102-109	30-15	7,505	25-Gervin	9-Johnson/Corzine
2-7	@ Golden State	L	111-116	30-16	10,777	38-Gervin	8-Mitchell/Olberding
2-9	WASHINGTON	L	110-112	30-17	10,140	42-Gervin	10-Corzine
2-12	@ Los Angeles	W	100-94	31-17	17,505	27-Gervin	13-Mitchell
2-14	SEATTLE	W	114-94	32-17	11,108	25-Olberding	16-Mitchell
2-17	DETROIT	W	128-112	33-17	8,736	48-Gervin	9-Corzine
2-19	@ Denver	W	126-121	34-17	11,918	38-Gervin	8-Corzine
2-20	SAN DIEGO	L	101-118	34-18	9,940	39-Gervin	8-Mitchell/Corzine
2-23	GOLDEN STATE	W	143-123	35-18	9,648	35-Gervin	7-Olber/Corzine/Banks
2-25	@ Detroit	W	119-116	36-18	11,368	40-Gervin	12-Olberding
2-26	@ Indiana	L	100-108	36-19	8,372	24-Gervin	9-Mitchell
2-28	@ Chicago	L	104-115	36-20	7,288	25-Gervin	10-Mitchell
MARCH RECORD:							
3-2	@ Houston	W	119-117	37-20	15,676	38-Gervin	11-Mitchell
3-4	BOSTON	L	101-110	37-21	14,858	48-Gervin	6-Lambert/Corz/Moore
3-6	MILWAUKEE	L	117-166(3OT)	38-21	11,764	50-Gervin	11-Mitchell
3-8	DALLAS	W	113-121	38-22	8,294	38-Gervin	11-Corzine
3-9	@ San Diego	L	127-138	38-23	5,016	40-Gervin	10-Mitchell
3-12	PORTLAND	L	105-112	38-24	10,696	26-Mitchell	11-Mitchell/Banks
3-14	CHICAGO	W	119-117	39-24	9,237	37-Gervin	11-Mitchell
3-16	@ New York	W	114-91	40-24	10,545	33-Gervin/Mitchell	16-Corzine
3-17	@ New Jersey	L	90-93	40-25	13,526	24-Gervin	9-Banks
3-19	@ Boston	W	110-124	40-26	15,320	31-Gervin	10-Johnson
3-20	@ Cleveland	W	115-102	41-26	8,125	41-Gervin	13-Johnson
3-23	SAN DIEGO	W	106-98	42-26	8,980	27-Gervin	8-Banks
3-24	@ Denver	L	115-129	42-27	14,425	25-Gervin	12-Mitchell
3-26	LOS ANGELES	W	110-105	43-27	14,815	41-Mitchell	12-Mitchell
3-27	@ Utah	W	114-110	44-27	7,272	47-Gervin	10-Gervin
3-30	GOLDEN STATE	L	107-113	44-28	11,298	34-Gervin	11-Mitchell
APRIL RECORD:							
4-1	@ Portland	L	105-109	44-29	12,666	31-Mitchell	10-Johnson
4-2	@ Seattle	L	86-111	44-30	31,715	33-Gervin	11-Banks
4-4	HOUSTON	L	98-95	44-31	14,193	20-Gerv/Mitch/Olber	11-Gervin
4-7	KANSAS CITY	W	118-113	43-31	6,759	40-Mitchell	10-Mitchell
4-10	@ Houston	L	100-105	43-32	15,676	38-Gervin	9-Olberding
4-11	@ Kansas City	W	126-121	46-32	4,929	34-Gervin	14-Corzine
4-13	DENVER	W	144-137	47-32	14,973	39-Gervin	18-Gervin
4-14	@ Phoenix	L	92-104	47-33	11,115	15-Mitchell/Gervin	10-Mitchell
4-16	@ Dallas	W	118-106	48-33	10,692	35-Gervin	6-Johnson/Moore

1982-83 SPURS

RECORD

53-29 (31-10 home; 22-19 road)
First in Midwest Division

PLAYOFFS

Defeated Denver, Western Conference
Semifinals, 4-1
Lost to Los Angeles, Western Conference
Finals, 4-2

HONORS

George Gervin, All-NBA First Team
George Gervin, NBA All-Star
Artis Gilmore, NBA All-Star
Artis Gilmore, NBA FG Percentage Title
Mike Dunleavy, NBA 3PT-FG
Percentage Title

SPURS LEADERS

Scoring: George Gervin 26.2 ppg
Rebounding: Artis Gilmore 12.0 rpg
Assists: Johnny Moore 9.8 apg

HEAD COACH: Stan Albeck

ASSISTANT: Morris McHone



Artis Gilmore

1982-83 SEASON NOTES

- The Spurs made a big off-season deal sending Mark Olberding and Dave Corzine to Chicago in exchange for Artis Gilmore...in his first season with the Spurs, he averaged 18.0 points and 12.0 rebounds per game...he was named to the 1983 All-Star Team and led the NBA in FG percentage with a .626 (556-888) mark.
- George Gervin scored his 20,000th professional point on 11/13 vs. Seattle.
- The Spurs claimed their third straight Midwest Division Title and made their second straight trip to the Western Conference Finals.
- The Spurs announced their All-Decade Team on 4/15...the team was made-up of George Gervin, James Silas, Mike Mitchell, Mark Olberding and Artis Gilmore.
- On 4/26 the Spurs defeated Denver 152-133 in the Western Conference Semifinals...the 285 combined points scored that night still stands as an NBA record for the most combined points in a playoff game...and the 152 points scored by the Spurs is a club-record for the most points scored in a post-season contest.

1982-1983 SPURS FINAL STATISTICS (53-29)

PLAYER	G	MIN	2-POINT		3-POINT		REBOUNDING				SCORING									
			FGM-FGA	PCT.	FGM-FGA	PCT.	FTM-FTA	PCT.	OFF	DEF	TOT	AVG.	AST	PF-DQ	STL	TO	BLK	PTS	AVG.	HI
Gervin	78	2830	757-1553	.487	12-33	.375	517-606	.853	111	246	357	4.6	264	243-5	88	247	67	2043	26.2	47
Mitchell	80	2803	686-1342	.511	0-3	.000	219-289	.758	188	349	537	6.7	98	248-6	57	126	52	1591	19.9	33
Gilmore	82	2797	556-888	.626	1-6	.000	367-496	.740	299	655	954	12.0	126	273-4	40	254	192	1479	18.0	40
Banks	81	2722	505-919	.550	0-5	.000	196-278	.705	222	390	612	7.6	279	229-3	78	171	21	1206	14.9	44
Moore	77	2552	394-841	.468	5-22	.227	148-199	.744	65	212	277	3.6	753	247-2	194	226	32	941	12.2	29
Jones (SA)	28	822	92-185	.497	2-9	.222	84-114	.737	56	121	177	6.3	20	107-5	14	43	31	268	9.6	25
Dunleavy	79	1619	213-510	.418	67-194	.345	120-154	.779	18	116	134	1.7	437	210-1	74	160	4	613	7.8	24
Sanders	26	393	76-157	.484	0-2	.000	31-43	.721	31	63	94	3.6	19	57-0	18	28	6	183	7.0	16
Wiloughby	52	1062	136-296	.461	6-13	.462	41-53	.774	61	129	190	3.6	56	123-0	24	—	16	319	6.1	18
Phegley	62	599	120-267	.449	3-14	.231	43-56	.768	39	45	84	1.4	60	92-0	30	49	8	286	4.6	18
Paultz (SA)	7	125	12-27	.444	0-0	.000	1-2	.500	10	23	33	5.5	4	14-0	5	6	6	25	3.6	8
Griffin	53	956	60-116	.517	0-0	.000	53-76	.697	77	139	216	4.1	86	153-0	33	68	25	173	3.3	14
Robinson	35	147	35-97	.361	1-11	.091	30-45	.667	6	11	17	0.5	21	18-0	4	13	2	101	2.9	8
Rains	34	292	33-83	.398	0-1	.000	29-43	.674	25	19	44	1.3	22	35-0	10	25	1	95	2.8	13
Crompton	14	148	14-34	.412	0-0	.000	3-5	.600	18	30	48	3.4	7	25-0	3	—	5	31	2.2	8
Smith	7	25	5-11	.455	0-1	.000	2-2	1.000	0	3	3	0.4	2	6-0	1	3	0	12	1.7	6
Johnstone	7	54	2-10	.200	0-0	.000	3-5	.600	4	12	16	2.2	1	9-0	1	—	1	7	1.0	4
Dietrick	8	34	1-5	.200	0-0	.000	0-2	1.000	2	6	8	1.0	6	6-0	1	—	0	2	0.3	2
Spurs	82		3691-778	.503	95-314	.306	1887-2468	.765	1232	2599	3831	46.7	2261	2085-26	675	1486	470	9374	114.3	147
Opponents	82		3654-7531	.485	51-201	.254	1716-2239	.766	1160	2263	3423	41.6	2329	2299-37	654	1430	457	9075	110.7	143

1982-83 SPURS

1982-83 SPURS GAME-BY-GAME 53-29 (FIRST IN MIDWEST DIVISION)

DATE	OPPONENT	W-L	SCORE	REC.	ATT.	HI-SCORE	HI-REBOUNDER
OCTOBER RECORD:							
10-29	@ Utah	2-0 (HOME: 1-0, ROAD: 1-0)	120-114	1-0	8,436	28-Gervin/Mitchell	16-Gilmore
10-30	PORTLAND	W	132-107	2-0	12,350	31-Gervin	9-Gilmore
NOVEMBER RECORD:							
11-3	@ SEATTLE	L	107-109	2-1	9,808	26-Gervin	11-Gilmore
11-4	@ Portland	W	108-107(OT)	3-1	12,666	27-Mitchell	9-Mitchell
11-5	@ Golden State	W	105-104	4-1	10,590	23-Gilmore	16-Gilmore
11-7	PHOENIX	W	101-100	5-1	9,448	47-Gervin	20-Gilmore
11-9	UTAH	W	118-104	6-1	10,790	25-Mitchell	15-Gilmore
11-11	@ San Diego	L	105-109	6-2	4,157	42-Gervin	10-Banks
11-13	SEATTLE	L	98-107	6-3	14,814	24-Gilmore	15-Gilmore
11-16	KANSAS CITY	L	102-105	6-4	8,943	27-Gervin	14-Gilmore
11-17	@ Washington	W	114-112	7-4	6,889	40-Gervin	11-Gilmore
11-19	@ Boston	L	111-119	7-5	15,320	31-Gervin	8-Mitchell
11-20	GOLDEN STATE	W	134-112	8-5	8,209	35-Gervin	10-Banks
11-23	DENVER	W	136-126	9-5	6,518	28-Banks	13-Banks
11-24	@ Denver	L	123-129	9-6	13,011	34-Gervin	14-Banks
11-26	CHICAGO	W	129-120	10-6	9,106	44-Gervin	15-Banks
11-27	@ Dallas	W	107-106	11-6	15,517	45-Gervin	11-Mitchell/Gilmore
11-30	LOS ANGELES	W	117-114	11-6	12,115	25-Mitchell	16-Gilmore
DECEMBER RECORD:							
12-1	@ Detroit	L	97-115	11-7	9,284	38-Gervin	13-Gilmore
12-3	HOUSTON	W	88-78	12-7	7,691	28-Mitchell	13-Mitchell
12-4	@ Houston	L	93-94	12-8	7,153	27-Gervin	16-Gilmore
12-7	DALLAS	W	106-92	13-8	7,940	26-Gervin	13-Gilmore
12-8	@ Kansas City	W	102-101(OT)	14-8	6,211	25-Gervin	18-Gilmore
12-10	@ New Jersey	W	114-102	15-8	11,686	26-Gervin	13-Banks
12-11	KANSAS CITY	L	110-122	15-9	9,944	24-Mitchell	11-Banks
12-14	@ Houston	W	102-93	16-9	6,871	29-Gervin	8-Gervin
12-16	@ Denver	W	120-108	17-9	10,815	29-Moore	11-Banks
12-17	UTAH	W	110-103	18-9	7,031	26-Mitchell	19-Gilmore
12-19	@ Milwaukee	L	98-113	18-10	10,032	22-Mitchell/Gilmore	7-Mitchell/Gilmore
12-21	PHOENIX	L	113-114	18-11	8,475	23-Mitchell	17-Banks
12-26	PHILADELPHIA	L	123-124	18-12	14,389	27-Gilmore	19-Gilmore
12-29	SAN DIEGO	W	124-115	19-12	10,247	24-Gilmore	13-Gilmore
12-30	@ Chicago	W	105-102	20-12	7,260	22-Moore	10-Mitchell/Gilmore
JANUARY RECORD:							
1-2	@ Cleveland	W	103-96	21-12	3,010	33-Mitchell	10-Phegley
1-4	@ Atlanta	W	104-95	22-12	2,139	23-Gilmore	13-Gilmore
1-5	@ Dallas	L	131-136	22-13	10,068	6-Mitchell/Gilmore	16-Mitchell/Gilmore
1-7	BOSTON	L	113-116	22-14	14,329	25-Gilmore	14-Gilmore
1-11	DALLAS	W	109-101	23-14	8,224	26-Banks	21-Gilmore
1-12	@ Kansas City	L	113-118	23-15	8,719	29-Gervin	11-Banks/Gilmore
1-14	HOUSTON	W	96-92	24-15	8,809	23-Gervin	14-Gilmore
1-18	WASHINGTON	W	117-96	25-15	9,917	31-Gervin	17-Gilmore
1-18	DENVER	W	145-124	26-16	8,424	30-Rexas	14-Gilmore
1-19	@ Phoenix	L	113-118	26-16	11,004	29-Gervin	8-Gervin
1-21	@ Los Angeles	L	110-119	26-17	17,505	36-Gervin	14-Gilmore
1-23	PORTLAND	L	107-108	26-18	8,112	24-Gilmore/Dunleavy	11-Mitchell/Gilmore
1-25	@ Utah	W	116-106	27-18	8,688	40-Gilmore	18-Gilmore
1-27	@ Indiana	W	143-138	28-18	3,625	39-Gilmore	16-Gilmore
1-29	NEW JERSEY	W	120-109	29-18	11,945	32-Banks	15-Gilmore
FEBRUARY RECORD:							
2-2	NEW YORK	L	98-109	29-19	8,313	33-Gervin	16-Gilmore
2-4	@ Seattle	L	103-115	29-20	13,082	24-Gervin	9-Banks
2-5	@ Golden State	L	102-106	29-21	8,766	32-Mitchell	8-Gilmore
2-8	DETROIT	W	147-143(OT)	30-21	7,518	41-Gervin	15-Gilmore
2-10	GOLDEN STATE	W	128-109	31-21	8,394	38-Gervin	12-Gilmore
2-15	@ Los Angeles	W	124-103	32-21	15,111	40-Gervin	9-Banks
2-16	@ Utah	L	101-112	32-22	8,055	26-Mitchell	21-Gilmore
2-20	ATLANTA	W	103-100	33-22	9,408	26-Mitchell	17-Gilmore
2-23	PORTLAND	W	124-114	34-22	8,450	32-Mitchell	13-Gilmore
2-25	@ Kansas City	W	131-125	35-22	9,079	42-Gervin	13-Jones
2-26	MILWAUKEE	L	104-107	35-23	12,439	22-Gervin	17-Gilmore
MARCH RECORD:							
3-1	SEATTLE	W	119-104	36-23	7,988	33-Mitchell	18-Gilmore
3-2	@ Phoenix	L	106-110	36-24	10,666	31-Gervin	11-Gilmore
3-4	@ San Diego	W	107-99	37-24	4,585	24-Gervin	12-Banks
3-5	CLEVELAND	W	117-98	38-24	7,252	33-Gilmore	10-Jones
3-8	@ Denver	L	118-129	38-25	15,033	31-Mitchell	7-Banks/Gervin/Jones
3-9	PHOENIX	W	108-105	39-25	8,201	22-Gervin	11-Banks
3-12	GOLDEN STATE	W	131-120	40-25	9,895	32-Gilmore	14-Gilmore
3-15	SAN DIEGO	W	100-109	41-25	8,278	21-Gervin	10-Sanders
3-17	@ San Diego	W	111-101	42-25	4,076	28-Gervin	11-Gilmore
3-19	INDIANA	W	138-118	43-25	10,355	23-Mitchell	17-Gilmore
3-22	@ Portland	W	102-119	43-26	12,686	29-Gervin/Moore	7-Gilmore/Moore
3-23	@ Seattle	L	117-137	43-27	14,203	31-Gilmore	11-Gilmore
3-25	@ Los Angeles	W	132-120	44-27	17,505	33-Gilmore	10-Gilmore
3-29	DENVER	W	136-125	45-27	12,477	32-Gilmore	14-Gilmore
APRIL RECORD:							
4-1	HOUSTON	W	134-80	46-27	8,058	34-Gervin	17-Gilmore
4-2	@ Houston	W	112-101	47-27	6,121	27-Gervin	20-Gilmore
4-5	KANSAS CITY	W	130-113	48-27	7,887	21-Mitchell/Gervin	13-Gilmore
4-6	@ Philadelphia	W	112-109	49-27	13,706	32-Gervin	10-Gilmore
4-8	@ New York	L	100-102(OT)	49-28	10,975	28-Mitchell	12-Mitchell/Gilmore
4-9	DALLAS	L	111-122	49-29	10,659	32-Mitchell	12-Gilmore
4-13	LOS ANGELES	W	114-109	51-29	15,782	44-Banks	12-Gilmore
4-15	UTAH	W	121-115	52-29	8,405	23-Mitchell	12-Pauz
4-16	@ Dallas	W	132-120	53-29	14,453	40-Gervin	11-Gilmore

*Protosted Game from 11-9-82

1983-84 SPURS

RECORD

37-45 (28-13 home; 9-32 road)
Fifth in Midwest Division

PLAYOFFS

None

HONORS

George Gervin, All-NBA Second Team
George Gervin, NBA All-Star
Artis Gilmore, NBA FG
Percentage Title

SPURS LEADERS

Scoring: George Gervin 25.9 ppg
Rebounding: Artis Gilmore 10.3 rpg
Assists: John Lucas 10.7 apg

HEAD COACH: Morris McHone/Bob Bass

ASSISTANT: Allan Bristow



George Gervin

1983-84 SEASON NOTES

- Morris McHone replaced Stan Albeck as Head Coach in June...the Spurs received Fred Roberts and other considerations from New Jersey in exchange for being allowed to sign Albeck...McHone lasted less than two months as the Spurs Head Coach as he was replaced by Bob Bass on 12/28.
- Rookie guard John Paxson was an instant contributor and free agent signed John Lucas went on the lead the Spurs in assists after starting the season in the CBA and being signed by the Spurs on 12/4.
- The Spurs retire James Silas' #13 jersey on 2/28 when San Antonio hosted Utah.
- On 4/15, in the final game of the season, John Lucas set a Spurs franchise record handing out 24 assists in a 157-154 win over the Nuggets...in the game, Lucas set an NBA record for the most assists in a quarter with 14.
- Artis Gilmore led the NBA in field goal percentage for the second straight season, shooting .631 (351-556) from the field...Johnny Moore and John Lucas were both among the top-five in the NBA in assists - Lucas was fourth with 10.7 apg while Moore was fifth with 9.6 apg.

1983-1984 SPURS FINAL STATISTICS (37-45)

PLAYER	G	GS	MIN	2-POINT		3-POINT			REBOUNDING			SCORING							
				FGM-FGA	PCT.	FGM-FGA	PCT.	FTM-FTA	PCT.	OFF	DEF	TOT	AST	PF-DQ	STL	TO	BLK	PTS	AVG.
Gervin	76	76	2384	765-1561	.490	10-24	.417	427-507	.842	106	297	313	220	219-3	79	224	47	1967	25.9
Mitchell	79	79	2853	779-1597	.488	6-14	.429	275-353	.779	188	382	570	93	251-6	62	141	73	1839	23.3
Gilmore	64	59	2034	351-556	.631	0-3	.000	280-390	.718	213	449	662	70	229-4	36	149	132	982	15.3
Banks	80	66	2600	424-747	.568	1-6	.167	300-270	.741	204	378	582	354	256-5	105	166	23	1049	13.1
Lucas	63	39	1807	275-595	.462	19-69	.275	126-157	.764	23	157	180	673	123-1	92	147	5	659	10.9
Jones	81	33	1770	322-644	.500	6-19	.316	176-242	.727	143	306	449	85	298-7	64	125	107	826	10.2
Moore	59	42	1650	231-518	.446	28-87	.322	105-139	.755	37	141	178	566	168-2	123	143	20	595	10.1
Edmonson	40	0	521	135-274	.493	0-0	.000	76-101	.752	49	30	70	27	67-1	22	45	6	346	8.7
Brewer (SA)	40	5	782	152-345	.441	3-13	.231	41-50	.820	17	33	50	44	54-0	18	33	16	348	8.7
Roberts	79	8	1531	214-399	.536	1-4	.250	144-172	.837	102	202	304	98	219-4	52	100	38	573	7.3
McNamara	70	3	1037	157-253	.621	0-0	.000	74-157	.471	137	180	317	31	138-2	14	89	12	388	5.5
Williams	19	0	200	25-58	.431	0-1	.000	25-32	.781	4	9	13	43	42-1	8	22	4	75	3.9
Paxson	49	0	458	61-137	.445	4-22	.182	16-26	.615	4	29	33	149	7-0	10	32	2	142	2.9
Batton	4	0	31	5-10	.500	0-0	.000	0-0	.000	1	3	4	3	5-0	0	4	3	10	2.5
Phegley	3	0	11	2-4	.500	1-1	1.00	2-2	1.000	0	2	2	2	1-0	0	1	0	7	2.3
Lockhart	2	0	14	2-2	1.000	0-0	.000	0-0	.000	0	3	3	0	5-0	0	2	0	4	2.0
Miller	2	0	8	2-3	.667	0-0	.000	0-0	.000	2	3	5	1	5-0	0	0	1	4	2.0
Robisch	4	0	37	4-8	.500	0-0	.000	0-0	.000	2	6	8	1	8-1	0	1	0	8	2.0
Weidner	8	0	38	2-9	.222	0-0	.000	4-4	1.000	4	7	11	0	5-0	0	2	2	8	1.0
Lingenfelter	3	0	14	1-1	1.000	0-0	.000	0-2	.000	3	1	4	1	6-0	0	1	0	2	0.7
Spurs	82	19880	3909-7721	.506	79-263	.300	1965-2604	.755	1230	2528	3758	2361	2146-37	685	1427	491	9862	120.3	
Opponents	82	19880	3996-7910	.505	52-216	.241	1840-2427	.758	1293	2455	3748	2518	2187-39	652	1427	464	9884	120.5	

1983-84 SPURS

1983-84 SPURS GAME-BY-GAME 37-45 (FIFTH IN MIDWEST DIVISION)

DATE	OPPONENT	W-L	SCORE	REC.	ATT.	HI-SCORER	HI-REBOUNDER
OCTOBER RECORD:							
10-29	@ Houston	L	1-1 (HOME: 1-0, ROAD: 0-1)	0-1	14,116	23-Mitchell	10-Gilmore
10-30	DALLAS	W	129-101	1-1	8,219	35-Gervin	10-Gilmore
NOVEMBER RECORD:							
11-1	PORTLAND	L	124-126	1-2	7,612	27-Banks	10-Banks
11-3	@ Phoenix	L	120-142	1-3	9,166	21-Gilmore	8-Mitchell
11-5	@ Utah	L	118-124	1-4	6,704	30-Gervin	9-Banks
11-6	SEATTLE	L	132-115	2-4	7,551	32-Gervin	10-Gilmore
11-9	UTAH	W	105-89	3-4	10,579	25-Banks	15-Gilmore
11-11	@ Dallas	L	105-112	3-5	13,010	23-Gilmore	15-Gilmore
11-12	DENVER	W	120-107	4-5	8,258	22-Banks/Edmonson	15-Gilmore
11-15	@ Golden State	L	112-115	4-6	7,450	39-Gervin	10-Banks
11-17	KANSAS CITY	L	126-129	4-7	7,192	35-Gervin	10-Gilmore
11-19	NEW JERSEY	W	109-100	5-7	9,890	32-Gervin	14-Gilmore
11-22	@ Dallas	L	117-118	5-8	11,290	21-Moore	9-Gilmore
11-23	PHILADELPHIA	L	106-113	5-9	13,825	25-Gervin	29-Gilmore
11-25	SAN DIEGO	W	133-120	6-9	8,562	36-Gervin	14-Gilmore
11-27	@ Cleveland	L	108-114	6-10	3,782	25-Gervin	9-Gilmore
11-29	@ New York	L	106-118	6-11	9,632	39-Gervin	17-Gilmore
11-30	@ Boston	L	102-130	6-12	14,890	34-Gervin	11-Mitchell
DECEMBER RECORD:							
12-1	PHOENIX	W	6-8 (HOME: 5-2, ROAD: 1-0)	7-12	7,948	22-Gervin	11-Gilmore
12-2	CHICAGO	W	123-94	7-12	7,948	22-Gervin	11-Gilmore
12-4	PHOENIX	L	106-122	7-13	7,941	21-Gervin	14-Gilmore
12-6	@ Portland	L	118-130	7-14	12,666	23-Mitchell	10-Gilmore
12-7	@ San Diego	L	102-106	7-15	4,150	34-Gervin	10-Moore
12-9	Utah @ Las Vegas	W	124-117	8-15	7,258	36-Mitchell	12-Mitchell
12-10	WASHINGTON	W	125-102	9-15	7,654	34-Gervin	11-Gilmore
12-14	SAN DIEGO	W	129-114	10-15	9,209	25-Gervin	12-Banks
12-16	INDIANA	W	120-92	11-15	7,856	22-Banks	13-Banks
12-17	@ Atlanta	L	108-113	11-16	5,246	33-Mitchell	12-Gilmore
12-20	@ Washington	L	106-108 (OT)	11-17	6,362	43-Gervin	19-Gilmore
12-21	@ Philadelphia	L	121-122	11-18	13,278	43-Gervin	9-Mitchell
12-23	@ Kansas City	L	123-126	11-19	5,456	30-Gilmore	11-Gilmore
12-27	BOSTON	L	100-115	11-20	13,112	18-Gervin	9-Mitchell
12-29	KANSAS CITY	W	130-127	12-20	8,572	44-Gervin	16-Gilmore
JANUARY RECORD:							
1-3	UTAH	W	137-124	13-20	7,830	35-Gervin	11-Gilmore
1-6	@ Los Angeles	W	124-117	14-20	17,505	27-Mitchell	12-Banks
1-7	@ Golden State	L	131-154	14-21	11,491	29-Gilmore	13-Mitchell
1-10	@ Portland	L	129-133	14-22	12,666	26-Gilmore	9-Gilmore
1-11	@ Denver	L	155-103	14-23	9,429	26-Gervin	9-Banks
1-13	HOUSTON	W	133-103	15-23	12,935	40-Gervin	14-Banks
1-15	PORTLAND	W	126-111	16-23	9,890	34-Gervin	14-Gilmore
1-18	DENVER	W	148-127	17-23	8,679	37-Gervin	21-Gilmore
1-20	@ Houston	L	104-138	17-24	13,577	24-Gilmore	8-Gilmore
1-21	LOS ANGELES	W	113-108	18-24	13,972	19-Mitchell	16-Gilmore
1-24	SEATTLE	W	117-109	19-24	8,179	35-Gervin	12-Banks
1-26	GOLDEN STATE	W	123-116	20-24	7,926	39-Gervin	12-Gilmore
1-31	NEW YORK	L	113-117	20-25	8,153	41-Gervin	14-Gilmore
FEBRUARY RECORD							
2-3	@ Golden State	L	107-117	20-26	5,802	40-Gervin	10-Gilmore
2-5	@ Seattle	L	106-121	20-27	9,590	18-Banks	10-Gilmore
2-5	LOS ANGELES	L	98-110	20-28	10,414	23-Gilmore	10-Lucas
2-7	@ Phoenix	L	101-136	20-29	9,323	25-Lucas	10-Mitchell
2-8	KANSAS CITY	L	110-118	20-30	7,137	33-Mitchell	11-Mitchell
2-10	@ Milwaukee	W	132-127	21-30	10,489	29-Lucas	10-Gilmore
2-11	@ Detroit	W	123-118	22-30	35,364	27-Mitchell	11-Gilmore
2-13	@ Indiana	W	117-105	23-30	8,234	26-Gervin	10-Gilmore
2-15	@ New Jersey	W	114-108	24-30	10,878	50-Mitchell	9-Mitchell
2-17	@ Chicago	W	111-109	25-30	5,894	32-Gervin	9-Gilmore
2-19	DETROIT	L	140-142 (OT)	25-31	12,507	47-Mitchell	10-Jones
2-21	PHOENIX	L	111-114 (OT)	25-32	10,397	29-Brewer/Jones	18-Gilmore
2-22	@ Denver	L	121-127	25-33	11,818	22-Brewer	10-Banks
2-23	@ Utah	L	142-143 (2OT)	25-34	10,358	41-Mitchell	10-Mitchell
2-25	MILWAUKEE	L	119-130	25-35	9,670	20-Banks	11-Roberts
2-28	DALLAS	L	104-116	25-36	7,583	44-Mitchell	10-Jones
MARCH RECORD:							
3-1	@ Portland	L	96-121	25-37	12,666	17-Mitchell	12-Mitchell
3-5	@ Phoenix	L	106-120	25-38	10,875	30-Mitchell	11-Jones
3-6	CLEVELAND	W	129-122	26-38	5,813	37-Mitchell	11-Lucas
3-10	HOUSTON	W	123-118	27-38	11,647	36-Mitchell	10-Banks/McNamara
3-13	DALLAS	W	137-131 (2OT)	28-36	8,315	34-Gervin	25-Jones
3-15	@ Los Angeles	L	124-143	28-39	17,505	31-Mitchell	9-Jones
3-16	@ Seattle	L	123-126	28-40	10,706	27-Mitchell	14-Mitchell
3-18	@ San Diego	L	140-135	29-40	4,357	42-Gervin	8-McNamara
3-20	ATLANTA	W	135-132 (3OT)	30-40	8,505	45-Mitchell	15-Jones
3-22	UTAH	W	129-126	31-40	9,833	39-Mitchell	10-Banks
3-24	@ Kansas City	L	118-125	31-41	13,747	28-Gervin	8-Mitchell
3-27	GOLDEN STATE	W	117-116 (OT)	32-41	9,373	25-Mitchell	11-Banks/Jones
3-30	@ Denver	L	136-145	32-42	13,329	33-Mitchell	10-Banks/McNamara
3-31	SEATTLE	L	106-124	32-43	10,649	17-Mitchell/Jones	15-Roberts
APRIL RECORD:							
4-3	LOS ANGELES	W	137-109	33-43	9,790	25-Mitchell	8-Mitchell/Gilmore
4-6	@ Dallas	L	118-131	33-44	14,575	35-Mitchell	12-Jones
4-7	SAN DIEGO	W	126-112	34-44	9,435	34-Mitchell	9-Jones/McNamara
4-10	HOUSTON	W	121-111	35-44	7,996	39-Gervin	12-Banks
4-12	@ Kansas City	L	102-114	35-45	12,994	25-Mitchell/Gervin	14-Gilmore
4-13	@ Houston	W	129-128 (OT)	36-45	10,789	28-Banks	13-Banks/Gilmore

1984-85 SPURS

RECORD

41-41 (30-11 home; 11-30 road)
Fifth in Midwest Division

HONORS

George Gervin, NBA All-Star

PLAYOFFS

Lost to Denver, First Round, 3-2

SPURS LEADERS

Scoring: Mike Mitchell 22.2 ppg
Rebounding: Artis Gilmore 10.4 rpg
Assists: Johnny Moore 10.0 apg

HEAD COACH: Cotton Fitzsimmons

ASSISTANTS: Scotty Robertson &
Gary Fitzsimmons



Mike Mitchell

1984-85 SEASON NOTES

- Cotton Fitzsimmons was named Head Coach in May.
- The Spurs welcomed several new faces during the season...first round draft pick Alvin Robertson was an instant contributor as a rookie...guard John Lucas was traded to Houston on 10/4/84...then in December the Spurs made four deals in a 10-day period: Mark McNamara was sent to Kansas City for Billy Knight... Jeff Cook was obtained from Cleveland in exchange for Edgar Jones and cash...Mark Iavaroni was acquired from the Sixers for a draft choice...and, finally, Fred Roberts was shipped to Utah for a pair of second round picks.
- Mike Mitchell led the team in scoring, averaging 22.2 ppg...this broke a streak of eight straight seasons in which George Gervin had led the Spurs in scoring...Mitchell and Gervin both hit point plateaus during the season...Mitchell scored his 10,000th career point vs. Cleveland on 11/10 and Iceeman scored his 25,000th point on 2/22 at Phoenix
- Johnny Moore finished the season ranked third in the NBA in assists, with 10.0 apg, and ranked second in the league in steals, with 2.79 spg...Moore turned in one of the best games of his life vs. Golden State on 1/8 when he finished with 26 points, 13 assists, 11 rebounds and 9 steals.
- The Spurs set a franchise record, shooting .515 percent from the field during the 1984-85 season.

1984-1985 SPURS FINAL STATISTICS (41-41)

PLAYER	G	MIN	2-POINT		3-POINT		FTM-FTA	PCT.	REBOUNDING			SCORING							
			FGM-FGA	PCT.	FGM-FGA	PCT.			OFF	DEF	TOT	AST	PF-DQ	STL	TO	BLK	PTS	AVG.	HI
Mitchell	82	2853	775-1558	.497	5-23	.217	269-346	.777	145	272	417	151	219-1	61	144	27	1824	22.2	40
Gervin	72	2091	600-1182	.508	0-10	.000	324-384	.844	79	155	234	178	208-2	66	198	48	1524	21.2	47
Gilmore	81	2756	532-854	.623	0-2	.000	484-646	.749	231	615	846	131	306-4	40	241	173	1548	19.1	35
Moore	82	2689	416-910	.457	25-89	.281	189-248	.762	94	284	378	816	247-3	229	236	18	1046	12.8	27
Banks	82	2091	289-493	.586	1-3	.333	199-257	.774	133	312	445	234	220-3	65	140	13	778	9.5	32
Robertson	79	1685	299-600	.498	4-11	.364	124-169	.734	116	149	265	275	217-1	127	167	24	726	9.2	27
E. Jones	18	322	44-91	.484	0-1	.000	41-51	.804	16	46	62	18	52-1	9	—	18	129	7.2	15
Iavaroni (SA)	57	1178	150-323	.464	0-4	.000	81-122	.664	84	191	275	113	193-5	61	103	32	381	6.7	17
Paxson	78	1259	196-385	.509	10-34	.294	84-100	.840	19	49	68	215	117-0	45	81	3	486	6.2	21
Knight (SA)	52	611	125-285	.439	10-24	.417	51-57	.895	40	56	96	39	48-0	14	57	1	31	6.0	21
Roberts	22	305	44-98	.449	0-0	.000	29-38	.763	10	25	35	22	45-0	10	—	12	117	5.3	12
Cook (SA)	54	848	92-174	.529	0-0	.000	30-37	.811	81	129	210	39	150-2	25	32	14	214	4.0	13
Brewer	9	81	13-34	.382	0-0	.000	7-7	1.000	1	2	3	6	8-0	1	—	1	33	3.7	6
O. Jones	67	888	106-180	.589	0-1	.000	33-83	.398	65	173	238	56	139-1	30	61	57	245	3.7	19
Thirdkill (SA)	2	52	5-11	.455	0-0	.000	5-6	.833	5	2	7	3	5-0	2	2	1	15	7.5	9
McNamara	12	63	12-18	.667	0-0	.000	9-18	.500	7	10	17	0	5-0	2	—	1	33	2.5	9
Townes	1	8	0-6	.000	0-0	.000	2-2	1.000	1	0	1	0	1-0	0	0	0	2	2.0	2
Spurs	82	19780	3585-6961	.515	55-201	.274	1875-2457	.763	1093	2387	3480	2270	2070-22	735	1462	411	8820	107.6	142
Opponents	82	19780	3644-7348	.496	72-242	.298	1977-2548	.776	1136	2265	3401	2283	2154-26	749	1489	472	9337	113.9	145

1984-85 SPURS

1984-85 SPURS GAME-BY-GAME 41-41 (FOURTH IN MIDWEST DIVISION)

DATE	OPPONENT	W-L	SCORE	REC.	ATT.	HI-SCORER	HI-REBOUNDER
OCTOBER RECORD:							
10-27	LA LAKERS	W	113-112	1-0	13,506	32-Gervin	11-Gilmore
10-30	DENVER	W	126-118	2-0	6,677	18-Gervin, Moore	9-Q. Jones
NOVEMBER RECORD:							
5-9 (HOME: 4-5, ROAD: 1-4)							
11-1	@ Golden State	W	123-105	3-0	3,980	23-Mitchell	12-Gilmore
11-2	@ LA Lakers	L	100-119	3-1	13,550	20-Mitchell	7-Q. Jones/Robertson
11-4	NEW YORK	W	131-130(2OT)	4-1	8,033	30-Gervin	20-Gilmore
11-6	SEATTLE	W	99-91	5-1	8,065	20-Gilmore	15-Gilmore
11-7	@ Utah	L	124-136	5-2	8,814	35-Gervin	14-Gilmore
11-10	CLEVELAND	W	127-103	6-2	9,939	42-Gervin	15-Gilmore
11-13	@ Chicago	L	117-120	6-3	9,866	26-Gervin	8-Q. Jones
11-14	@ Washington	L	106-125	6-4	5,014	19-Mitchell	10-Q. Jones
11-16	@ Indiana	W	117-128(OT)	6-5	10,074	33-Gilmore	14-Gilmore
11-17	@ Houston	L	133-141	6-6	16,016	26-Gervin	8-Gilmore/2. Jones
11-21	DETROIT	L	101-114	6-7	8,524	25-Gilmore	12-Gilmore
11-24	UTAH	L	117-123	6-8	8,164	27-Gilmore	15-Gilmore
11-27	HOUSTON	L	97-114	6-9	11,930	23-Gilmore	9-Gilmore/4. Jones
11-29	DALLAS	W	119-115	7-9	7,069	30-Gervin	14-Gilmore
DECEMBER RECORD:							
7-9 (HOME: 5-1, ROAD: 2-8)							
12-1	LA CLIPPERS	W	142-110	8-0	7,790	19-Mitchell	9-Banks
12-4	ATLANTA	W	114-106	9-0	8,044	24-Gilmore	15-Gilmore
12-6	@ Portland	L	96-113	9-10	12,666	30-Gervin	9-Gilmore
12-7	@ Seattle	W	117-114	10-10	5,950	30-Gilmore	8-Gilmore/Banks
12-9	@ LA Clippers	L	123-126	10-11	7,092	25-Mitchell	11-Q. Jones
12-11	@ Kansas City	L	120-121	10-12	5,667	27-Gilmore	8-Gilmore
12-12	DENVER	W	126-106	11-12	7,077	23-Gilmore	10-Moore
12-14	@ Dallas	L	102-119	11-13	10,537	17-Gervin	9-Gilmore
12-15	PHOENIX	W	120-111	12-13	8,413	38-Mitchell	16-Gilmore
12-18	@ Cleveland	L	110-118	12-14	3,370	32-Mitchell	9-Iavaroni
12-19	@ Philadelphia	L	118-123	12-15	12,153	26-Moore	10-Banks
12-21	@ New Jersey	W	132-116	13-15	10,515	30-Gervin	11-Gilmore
12-22	@ Milwaukee	L	99-101	13-16	9,587	23-Mitchell	8-Iavaroni
12-26	@ Denver	L	119-130	13-17	7,673	33-Gervin	17-Gilmore
12-27	PORTLAND	W	141-120	14-17	7,782	31-Gervin	15-Gilmore
12-29	BOSTON	L	112-120	14-18	15,180	28-Gilmore	19-Gilmore
JANUARY RECORD:							
8-5 (HOME: 6-2, ROAD: 2-3)							
1-3	DALLAS	W	116-115	15-18	7,068	33-Gervin	10-Banks, Moore
1-6	@ LA Lakers	L	96-99	15-19	13,513	27-Moore	8-Iavaroni/Gilmore
1-8	GOLDEN STATE	W	130-94	16-19	6,578	26-Moore	12-Iavaroni
1-11	PORTLAND	L	103-123	16-20	9,277	23-Gervin	10-Gilmore
1-15	UTAH	W	121-101	17-20	6,886	27-Robertson	10-Gilmore/Moore
1-17	@ Kansas City	W	141-130	18-20	5,995	32-Banks	10-Banks
1-19	PHOENIX	W	106-100	19-20	10,580	26-Gilmore	16-Gilmore
1-22	KANSAS CITY	W	117-113	20-20	7,958	26-Robertson	16-Gilmore
1-23	@ Dallas	L	110-122	20-21	17,007	26-Gervin	8-Gilmore
1-25	@ Houston	W	122-107	21-21	13,169	42-Gervin	10-Gilmore
1-27	MILWAUKEE	L	93-106	21-22	9,511	35-Mitchell	13-Gilmore
1-29	NEW JERSEY	W	130-127	22-22	7,007	47-Gervin	13-Gilmore
1-31	@ Seattle	L	94-96	22-23	5,826	20-Mitchell	12-Gilmore
FEBRUARY RECORD:							
6-8 (HOME: 4-2, ROAD: 2-6)							
2-1	@ Portland	W	104-93	23-23	12,666	40-Mitchell	10-Gilmore
2-2	@ Utah	L	104-105	23-24	13,361	33-Gervin	10-Gilmore
2-4	GOLDEN STATE	W	114-109(OT)	24-24	4,918	27-Gervin	13-Gilmore
2-6	@ Kansas City	L	116-135	24-25	3,629	22-Mitchell	7-Iavaroni
2-7	LA CLIPPERS	W	126-106	25-25	7,356	23-Gervin	19-Iavaroni
2-12	KANSAS CITY	W	127-109	26-25	7,165	23-Gervin/Moore	11-Iavaroni
2-14	PHOENIX	W	131-102	27-25	7,948	24-Gervin	9-Cook
2-15	@ Denver	L	119-129	27-26	13,661	39-Gervin	10-Gilmore
2-18	@ LA Clippers	L	121-125	27-27	9,613	28-Gervin	20-Gilmore
2-20	WASHINGTON	L	104-105	27-28	8,541	31-Gervin	8-Mitchell/Gervin
2-22	@ Phoenix	W	118-111	28-28	12,258	32-Gervin	9-Moore
2-24	PORTLAND	L	121-137	28-29	8,999	23-Mitchell	10-Gilmore
2-26	@ New York	L	122-129	28-30	8,897	29-Mitchell	12-Gilmore
2-27	@ Boston	L	102-111	28-31	14,890	20-Mitchell	13-Jones
MARCH RECORD:							
10-7 (HOME: 6-2, ROAD: 4-5)							
3-1	@ Detroit	W	106-96	29-31	17,470	36-Mitchell	16-Gilmore
3-1	@ Atlanta	W	105-92	30-31	6,142	26-Gilmore	12-Gilmore
3-4	PHILADELPHIA	W	109-103	31-31	12,450	23-Gilmore	9-Banks
3-6	INDIANA	W	108-102	32-31	8,496	29-Mitchell	10-Mitchell
3-7	@ Phoenix	L	117-119	32-32	11,450	36-Mitchell	7-Banks/Gilmore
3-9	HOUSTON	L	117-123	32-33	14,722	39-Mitchell	14-Gilmore
3-12	@ Golden State	L	125-145	32-34	6,516	23-Gilmore	9-Gilmore
3-14	@ Seattle	W	100-93	33-34	5,580	25-Mitchell	7-Gilmore/Cook
3-15	@ LA Lakers	L	114-115	33-35	16,130	37-Gervin	12-Banks
3-17	DENVER	W	124-119	34-35	8,672	23-Gervin/Moore	8-Iavaroni
3-19	@ Dallas	L	89-96	34-36	17,007	22-Gervin	9-Gilmore
3-20	CHICAGO	W	106-96	35-36	10,018	31-Mitchell	12-Mitchell
3-22	DALLAS	L	114-123	35-37	13,015	23-Banks/Gervin	10-Banks
3-24	SEATTLE	W	104-89	36-37	7,300	16-Gilmore	11-Jones
3-27	GOLDEN STATE	W	121-120	37-37	8,820	29-Gervin	9-Gilmore
3-29	@ Utah	L	109-114	37-38	9,372	38-Mitchell	11-Gilmore
3-31	@ LA Clippers	W	126-115	38-38	9,204	32-Mitchell	10-Cook
APRIL RECORD:							
3-3 (HOME: 3-1, ROAD: 0-2)							
4-1	LA LAKERS	L	122-108	39-38	11,627	36-Mitchell	14-Mitchell
4-3	@ Denver	L	109-116	39-39	16,362	34-Mitchell	7-Iavaroni/Mitch/Gilmore
4-7	HOUSTON	W	126-105	40-39	9,178	32-Gilmore	10-Gilmore
4-9	@ Houston	L	103-124	40-40	11,702	29-Gilmore	13-Gilmore
4-12	KANSAS CITY	W	117-112	41-40	7,317	34-Mitchell	14-Gilmore
4-14	UTAH	L	102-104	41-41	7,826	31-Mitchell	15-Gilmore

1985-86 SPURS

RECORD

35-47 (21-20 home; 14-27 road)
Sixth in Midwest Division

PLAYOFFS

Lost to Los Angeles, First Round, 3-0

HONORS

Alvin Robertson, NBA Defensive Player of the Year
Alvin Robertson, NBA Most Improved Player Award
Alvin Robertson, NBA Steals Title
Alvin Robertson, All-NBA Second Team
Alvin Robertson, All-Defensive Second Team
Alvin Robertson, NBA All-Star
Artis Gilmore, NBA All-Star

SPURS LEADERS

Scoring: Mike Mitchell 23.4 ppg
Rebounding: Artis Gilmore 8.5 rpg
Assists: Wes Matthews 6.3 apg

HEAD COACH: Cotton Fitzsimmons

ASSISTANTS: Scotty Robertson
& Gary Fitzsimmons



Artis Gilmore

1985-86 SEASON NOTES

- During the off-season there was a major debate as to whether the Spurs would continue to play in the HemisFair Arena or move to the Freeman Coliseum.
- An era ended on 10/24 as the Spurs traded George Gervin to Chicago in exchange for David Greenwood.
- Tragedy struck the Spurs on 12/26 when point guard Johnny Moore was hospitalized with Desert Fever...the sickness ended the season for Moore and cut his promising career short...after contracting the disease Moore returned to play in 112 games with the Spurs, but never regained the form he had shown in his early days.
- Alvin Robertson was the Spurs bright spot during the 1985-86 season...the second-year guard led the NBA in steals, averaging 3.67 per contest...he set NBA records for the most steals in a single season, with 301, and for the highest steals-per-game average, with 3.67 spg...he recorded one of four quadruple-doubles in NBA history finishing with 20 points, 11 rebounds, 10 assists and 10 steals vs. the Suns on 2/18.

1985-1986 SPURS FINAL STATISTICS (35-47)

PLAYER	G	MIN	2-POINT		3-POINT		REBOUNDING				SCORING									
			FGM-FGA	PCT.	FGM-FGA	PCT.	FTM-FTA	PCT.	OFF	DEF	TOT	AVG.	AST	PF-DQ	STL	TO	BLK	PTS	AVG.	HI
Mitchell	82	2970	802-1697	.473	0-12	.000	317-392	.809	134	275	409	5.0	188	175-0	56	184	25	1921	23.4	44
Robertson	82	2878	562-1093	.514	8-29	.276	260-327	.795	184	332	516	6.3	448	296-4	301	256	40	1392	17.0	41
Gilmore	71	2395	423-684	.618	0-1	.000	338-482	.701	166	434	600	8.5	102	289-3	39	186	108	1184	16.7	33
Johnson	71	1828	362-573	.632	0-0	.000	259-373	.694	143	319	462	6.5	95	291-13	44	191	66	983	13.8	31
Moore	28	856	150-303	.495	4-22	.182	59-86	.686	25	61	86	3.1	252	78-0	70	81	6	363	13.0	30
Lamp (SA)	30	620	136-271	.502	4-17	.235	56-69	.812	19	60	79	2.6	53	67-0	19	38	1	332	11.1	25
Matthews	75	1853	320-603	.531	4-25	.160	173-211	.820	30	101	131	1.7	476	168-1	87	232	32	817	10.9	29
Greenwood	68	1910	198-388	.510	0-1	.000	142-184	.772	151	380	531	7.8	90	207-3	37	113	52	538	7.9	27
Sundvold	70	1150	220-476	.462	21-60	.350	39-48	.813	22	58	80	1.1	261	110-0	34	85	0	500	7.1	18
Williams (SA)	23	397	50-131	.382	2-6	.333	62-64	.969	13	24	37	1.6	111	64-1	28	51	3	164	7.1	22
Hughes	68	866	152-372	.409	3-17	.176	9-84	.583	49	64	113	1.7	61	79-0	26	63	5	356	5.2	23
Wilkins (SA)	27	522	51-134	.381	0-0	.000	28-46	.609	34	93	127	4.7	18	71-1	8	20	10	130	4.8	13
Iavaroni	42	669	74-163	.454	0-2	.000	43-67	.642	42	90	132	3.1	53	109-0	22	51	14	191	4.5	17
Higgins (SA)	11	128	18-40	.450	0-2	.000	11-16	.688	5	19	24	2.2	12	21-0	2	5	3	47	4.3	11
Corbin	16	174	27-64	.422	0-1	.000	10-14	.714	11	14	25	1.6	11	21-0	11	12	2	64	4.0	12
Cook	34	356	28-67	.418	0-1	.000	26-41	.634	31	50	81	2.4	21	64-0	13	11	11	82	2.4	9
Brittain	32	219	22-43	.512	0-0	.000	10-19	.526	10	39	49	1.5	5	54-1	3	20	12	54	1.7	7
Whitley (SA)	2	14	1-2	.500	0-0	.000	0-0	.000	0	0	0	0.0	3	1-0	0	4	0	2	1.0	2
Spurs	82		3596-7104	.506	46-196	.235	1882-2523	.746	1069	2413	3482	42.5	2260	2115-27	800	1603	390	9120	111.2	142
Opponents	82		3629-7365	.493	98-322	.304	1916-2491	.769	1157	2304	3461	42.2	2269	2108-32	800	1519	453	9272	113.1	146

1985-86 SPURS

1985-86 SPURS GAME-BY-GAME 35-47 (SIXTH IN MIDWEST DIVISION)

DATE	OPPONENT	W-L	SCORE	REC.	ATT.	HI-SCORER	HI-REBOUNDER
OCTOBER RECORD:							
10-26	@ LA LAKERS	1-2 (HOME: 1-1, ROAD 0-1)	116-125 (2OT)	0-1	10,875	23-Mitchell	11-Invernizzi
10-29	UTAH	W	124-112	1-1	5,319	23-Robertson	26-Greenwood
10-30	@ Utah	L	100-102	1-2	9,376	20-Mitchell, Gilmore	9-Gilmore
NOVEMBER RECORD:							
11-1	DALLAS	W	116-107	2-2	7,084	24-Mitchell	11-Gilmore/Greenwood
11-2	@ Houston	L	98-111	2-3	12,747	18-Hughes	9-Lavaroni/Greenwood
11-6	@ Milwaukee	L	97-126	2-4	10,107	17-Mitchell	9-Gilmore
11-6	@ Washington	W	81-80	3-4	4,254	18-Robertson	10-Gilmore/Robertson
11-8	@ Philadelphia	W	107-96	4-4	13,212	24-Mitchell/Johnson	8-Mitchell
11-11	NEW JERSEY	W	111-104	5-4	8,196	30-Mitchell	11-Gilmore
11-14	@ Denver	L	109-112	5-5	7,946	23-Mitchell	10-Robertson
11-16	SEATTLE	W	97-96(OT)	6-5	5,036	33-Mitchell	15-Gilmore
11-19	SACRAMENTO	L	99-101	6-6	6,422	18-Mitchell	11-Gilmore
11-20	@ Phoenix	L	100-121	6-7	8,964	21-Johnson	11-Gilmore
11-22	INDIANA	W	108-96	7-7	7,054	31-Mitchell	14-Johnson
11-24	@ LA Lakers	L	102-118	7-8	15,359	24-Mitchell	8-Gilmore
11-27	WASHINGTON	W	104-97	8-8	7,742	25-Moore	9-Robertson
11-29	LA CLIPPERS	W	134-108	9-8	7,266	25-Gilmore	11-Johnson
DECEMBER RECORD:							
12-1	@ Portland	W	117-106	10-8	12,660	34-Mitchell	16-Gilmore
12-3	@ Seattle	L	103-123	10-9	7,754	36-Mitchell	9-Gilmore
12-5	@ Dallas	W	120-116	11-9	16,897	25-Gilmore	14-Gilmore
12-6	CHICAGO	L	123-131	11-10	13,960	23-Robertson	11-Robertson
12-8	GOLDEN STATE	W	121-114	12-10	5,372	26-Mitchell	13-Gilmore
12-10	@ Chicago	W	109-107	13-10	7,892	29-Robertson	13-Johnson
12-11	@ Indiana	L	101-114	13-11	8,505	30-Moore	7-Johnson
12-13	@ Detroit	W	119-113	14-11	11,142	29-Mitchell	9-Robertson
12-14	@ New York	L	96-106	14-12	12,279	26-Mitchell	14-Greenwood
12-17	PORTLAND	W	126-118	15-12	5,955	29-Gilmore	10-Johnson
12-20	@ LA Clippers	W	119-104	16-12	5,790	32-Robertson	14-Greenwood
12-21	@ Denver	W	128-118	17-12	11,002	41-Robertson	13-Greenwood
12-26	LA LAKERS	W	109-91	18-12	15,784	26-Johnson	18-Robertson
12-28	DENVER	W	116-112	19-12	12,512	33-Gilmore	17-Gilmore
12-30	@ Portland	L	110-125	19-13	12,060	30-Gilmore	11-Gilmore
JANUARY RECORD:							
1-2	@ Sacramento	L	106-114	19-14	10,333	23-Matthews	7-Mitchell
1-4	@ Golden St.	W	122-116	20-14	5,526	34-Robertson	12-Greenwood
1-6	PHILADELPHIA	L	102-108	20-15	11,511	27-Mitchell	9-Johnson/Gilmore
1-9	@ Houston	L	110-120	20-16	14,963	31-Johnson	10-Johnson/Gilmore
1-10	GOLDEN STATE	W	124-97	21-16	7,326	21-Johnson	10-Greenwood
1-12	UTAH	L	102-108	21-17	6,510	22-Mitchell	16-Gilmore
1-13	@ Phoenix	L	96-121	21-18	11,024	18-Robertson	16-Cook
1-15	HOUSTON	L	113-119	21-19	9,396	31-Robertson	8-Gilmore/Robertson
1-17	NEW YORK	W	113-100	22-19	9,631	22-Gilmore	13-Gilmore
1-19	@ Portland	W	116-105	23-19	12,666	24-Robertson	12-Johnson
1-21	LA CLIPPERS	L	96-97	23-20	5,585	24-Robertson	9-Greenwood
1-24	@ Denver	W	113-96	24-20	15,790	23-Gilmore	19-Gilmore
1-25	DALLAS	L	107-123	24-21	9,599	23-Robertson	12-Gilmore
1-27	Detroit	L	117-118	24-22	6,092	36-Mitchell	8-Mitchell
1-30	@ Dallas	L	114-126	24-23	16,649	34-Robertson	14-Greenwood
1-30	CLEVELAND	W	112-89	25-23	5,093	26-Mitchell	10-Mitchell/Gilmore
FEBRUARY RECORD:							
2-1	PHOENIX	L	111-112	25-24	6,993	20-Mitchell	12-Johnson
2-3	@ Utah	W	112-104	26-24	10,537	26-Gilmore	12-Gilmore
2-4	SEATTLE	W	124-119 (OT)	27-24	5,503	30-Gilmore	10-Mitchell
2-6	DENVER	L	95-100	27-25	7,770	25-Gilmore	16-Gilmore
2-11	DALLAS	L	107-121	27-26	6,555	27-Mitchell	7-Mitchell
2-13	HOUSTON	W	119-115	28-26	8,875	25-Gilmore	9-Gilmore
2-16	SACRAMENTO	W	113-94	29-26	7,342	17-Lamp	10-Greenwood
2-18	PHOENIX	W	120-114	30-26	7,835	27-Mitchell	11-Johnson/Robertson
2-20	@ Sacramento	L	106-107	30-27	10,333	21-Robertson	8-Robertson
2-22	MILWAUKEE	L	115-120	30-28	10,463	25-Gilmore	11-Robertson
2-24	@ Cleveland	L	114-124	30-29	7,745	28-Mitchell	9-Robertson
2-26	@ Boston	L	100-120	30-30	14,890	16-Mitchell	9-Greenwood
2-28	@ New Jersey	L	110-113	30-31	10,402	10-Mitchell	10-Gilmore
MARCH RECORD:							
3-1	@ Atlanta	L	108-116	30-32	8,638	31-Gilmore	13-Gilmore
3-4	@ Golden State	L	126-129	30-33	6,058	29-Mitchell	10-Johnson
3-7	LA CLIPPERS	W	142-126	31-33	8,795	30-Robertson	14-Greenwood
3-8	@ Houston	L	117-126	31-34	15,333	34-Mitchell	11-Mitchell
3-11	@ Sacramento	L	120-132	31-35	10,333	31-Mitchell	14-Greenwood
3-13	BOSTON	L	119-135	31-36	14-215	30-Mitchell	10-Greenwood
3-14	@ Utah	L	121-146	31-37	12,219	34-Mitchell	8-Greenwood
3-18	@ SEATTLE	L	115-129	31-38	8,121	31-Mitchell	9-Greenwood
3-18	@ Dallas	L	113-120	31-39	16,937	37-Mitchell	14-Johnson
3-19	ATLANTA	W	115-112	32-39	11,567	27-Greenwood/Robert.	12-Greenwood
3-21	LA LAKERS	L	109-117	32-40	13,860	32-Mitchell	8-Wilkens
3-23	SEATTLE	L	104-107	32-41	6,615	29-Matthews	12-Mitchell
3-24	@ LA Lakers	L	102-124	32-42	17,505	18-Robertson	10-Johnson
3-26	@ LA Clippers	W	106-97	33-42	9,153	18-Mitchell	8-Johnson/Wilkens
3-27	@ Golden State	L	118-121	33-43	5,745	44-Mitchell	7-Wilkens
3-29	UTAH	L	102-110	33-44	7,020	26-Mitchell	11-Gilmore
APRIL RECORD:							
4-1	SACRAMENTO	L	89-109	33-45	5,371	24-Mitchell	16-Greenwood
4-3	HOUSTON	L	101-136	33-46	7,213	33-Mitchell	12-Greenwood
4-6	DENVER	L	108-124	33-47	8,266	33-Mitchell	9-Greenwood
4-9	@ Phoenix	W	114-102	34-47	9,384	22-Mitchell	8-Johnson
4-13	PORTLAND	W	123-118	35-47	6,573	46-Mitchell	14-Greenwood

1986-87 SPURS

RECORD

28-54 (21-20 home; 7-34 road)
Sixth in Midwest Division

PLAYOFFS

None

HONORS

Alvin Robertson, NBA Steals Title
Alvin Robertson, All-Defensive First Team
Alvin Robertson, NBA All-Star

SPURS LEADERS

Scoring: Alvin Robertson 17.7 ppg
Rebounding: David Greenwood 9.9 rpg
Assists: Alvin Robertson 5.2 apg

HEAD COACH: Bob Weiss

ASSISTANT: Lee Rose



Alvin Robertson

1986-87 SEASON NOTES

- Following the end of the 1985-86 season, Bob Weiss replaced Cotton Fitzsimmons as Head Coach.
- Alvin Robertson led the NBA in steals for the second consecutive season.
- The 5 millionth fan entered the HemisFair Arena on 11/13 and witnessed the Spurs 600th professional win.
- Several players joined (and left) the Spurs during the season...on 6/20 the Spurs obtained Mychal Thompson and Larry Krystkowiak from Portland in exchange for Steve Johnson...on 12/18 the Spurs sent rookie center Kevin Duckworth to Portland for rookie forward Walter Berry...then, on 2/13, the Spurs sent Thompson to the Lakers for Frank Brickowski and Petur Gudmundsson.
- The Spurs 28-54 record is the second-worse mark ever recorded by the team (the 1988-89 squad finished with a 21-61 mark).

1986-1987 SPURS FINAL STATISTICS (28-54)

PLAYER	G	MIN	2-POINT		3-POINT		REBOUNDING				SCORING									
			FGM-FGA	PCT.	FGM-FGA	PCT.	FTM-FTA	PCT.	OFF	DEF	TOT	AVG.	AST	PF-DQ	STL	TO	BLK	PTS	AVG.	HI
Robertson	81	2897	589-1264	.466	13-48	.271	244-324	.753	186	238	424	5.2	421	264-2	260	243	35	1435	17.7	34
Berry (SA)	56	1567	401-758	.529	0-3	.000	186-287	.648	132	170	302	5.4	104	188-2	36	153	40	968	17.6	29
Mitchell	40	922	208-478	.435	1-2	.500	92-112	.821	38	65	103	2.6	38	68-0	19	51	9	509	12.7	34
Thompson	49	1210	230-528	.436	1-1	1.000	144-196	.735	91	185	276	5.6	87	117-0	31	77	41	605	12.3	29
Greenwood	79	2587	336-655	.513	3-6	.500	241-307	.785	256	527	783	9.9	237	248-3	71	161	50	916	11.6	31
Gilmore	82	2405	346-580	.597	0-0	.000	242-356	.680	185	394	579	7.1	150	235-2	39	178	95	934	11.4	24
Sundvold	76	1765	365-751	.486	50-149	.336	70-84	.833	20	78	98	1.3	315	109-1	35	97	0	850	11.2	25
Dawkins	81	1682	334-764	.437	14-47	.298	153-191	.801	56	113	169	2.1	290	118-0	67	120	3	835	10.3	28
Corbin	31	732	113-264	.428	0-0	.000	49-67	.731	52	67	119	3.8	80	81-0	38	46	3	275	8.9	23
Moore	55	1234	198-448	.442	22-79	.278	56-70	.800	32	68	100	1.8	250	97-0	83	102	3	474	8.6	25
Krystkowiak	68	1004	170-373	.456	1-12	.083	110-148	.743	77	162	239	3.5	85	141-1	22	67	12	451	6.6	24
Jones (SA)	49	744	119-289	.412	7-19	.368	41-52	.788	39	56	95	1.9	66	68-0	32	38	18	286	5.8	24
Brickowski (SA)	7	83	10-30	.333	0-4	.000	10-11	.909	8	11	19	2.7	5	19-0	6	7	2	30	4.3	11
Nealy	60	980	84-192	.438	4-31	.129	51-69	.739	96	188	284	4.7	83	144-1	40	36	11	223	3.7	23
Duckworth	14	122	18-45	.400	0-0	.000	9-14	.643	13	18	31	2.2	6	27-0	5	4	3	45	3.2	11
McKenzie	6	42	7-28	.250	1-2	.500	2-2	1.000	2	5	7	1.1	1	9-0	1	3	0	17	2.8	8
Brittain	6	29	4-9	.444	0-0	.000	1-2	.500	2	2	4	0.7	2	3-0	1	2	0	9	1.5	5
Spurs	82		3532-7456	.474	117-403	.290	1701-2292	.742	1285	2347	3632	44.3	2220	1930-12	786	1385	325	8882	108.3	134
Opponents	82		3704-7310	.507	106-379	.280	1786-2364	.756	1100	2461	3561	43.4	2375	1844-16	699	1417	463	9300	113.1	147

1986-87 SPURS

1986-87 SPURS GAME-BY-GAME 28-54 (SIXTH IN MIDWEST DIVISION)

DATE	OPPONENT	W-L	SCORE	REC.	ATT.	HI-SCORER	HI-REBOUNDER
OCTOBER							
10-31	@ Denver	L	104-134	0-1	14,835	16-Dawkins	6-Corbin
NOVEMBER RECORD: 5-9 (HOME: 3-2, ROAD: 2-7)							
11-1	DALLAS	W	108-105	1-1	13,340	23-Mitchell	11-Greenwood
11-4	@ Chicago	L	104-111	1-2	12,282	34-Mitchell	7-Robertson
11-5	@ New Jersey	W	112-103	2-2	6,799	25-Dawkins	11-Greenwood/Thompson
11-7	@ Philadelphia	L	97-114	2-3	13,564	24-Mitchell	9-Gilmore
11-8	@ Indiana	L	97-130	2-4	14,363	22-Thompson	8-Greenwood/Thompson
11-11	@ Houston	L	96-116	2-5	16,016	17-Robertson	10-Gilmore
11-13	CLEVELAND	W	115-102	3-5	5,335	23-Thompson	17-Greenwood
11-15	PHOENIX	L	109-116	3-6	6,640	31-Mitchell	9-Greenwood
11-19	LA LAKERS	L	108-117	3-7	10,581	34-Robertson	10-Robertson
11-21	@ Portland	L	114-127	3-8	12,065	34-Robertson	9-Thompson
11-22	@ LA Clippers	W	109-102	4-8	4,831	30-Robertson	10-Greenwood
11-25	NEW JERSEY	W	117-99	5-8	5,511	21-Robertson	8-Gilmore
11-28	@ Boston	L	96-111	5-9	14,890	30-Robertson	15-Greenwood
11-29	@ Washington	L	103-116	5-10	9,549	19-Robertson/Gilmore	9-Gilmore
DECEMBER RECORD: 3-12 (HOME: 3-4, ROAD: 0-8)							
12-2	@ Cleveland	L	105-111	5-11	6,473	23-Corbin	7-Greenwood/Gilmore
12-4	SEATTLE	L	102-109	5-12	5,893	23-Robertson	22-Greenwood
12-6	CHICAGO	W	106-97	6-12	11,939	30-Robertson	7-Gilmore, Thompson
12-9	PORTLAND	L	104-120	6-13	5,392	21-Thompson/Corbin	9-Thompson/Corbin
12-11	@ Seattle	L	107-113	6-14	5,056	19-Dawkins	15-Greenwood
12-13	GOLDEN STATE	L	102-117	6-15	6,466	21-Thompson	12-Thompson
12-16	@ Dallas	W	98-101	6-16	17,007	22-Robertson	18-Greenwood
12-17	PHOENIX	W	94-81	7-16	4,754	28-Sundvold	10-Thompson
12-19	@ Detroit	L	84-114	7-17	11,660	13-Greenwood/Sundvold	9-Gilmore
12-20	@ Atlanta	L	96-111	7-18	11,570	17-Thompson	9-Greenwood
12-23	@ New York	L	90-103	7-19	9,807	26-Dawkins	13-Gilmore
12-23	@ Milwaukee	L	108-110	7-20	11,052	28-Robertson	10-Greenwood/Thompson
12-27	DENVER	L	106-108	7-21	10,723	24-Gilmore	15-Greenwood
12-29	@ Utah	L	101-109	7-22	12,212	19-Dawkins	11-Greenwood
12-30	UTAH	W	115-109	8-22	6,465	29-Thompson	8-Robertson
JANUARY RECORD: 7-7 (HOME: 4-3, ROAD: 3-4)							
1-3	DALLAS	L	89-106	8-23	12,858	14-Berry	9-Greenwood/Robertson
1-6	INDIANA	L	99-101	8-24	5,407	24-Mitchell/Dawkins	9-Greenwood
1-7	@ Dallas	L	103-108	8-25	17,007	25-Robertson	13-Greenwood
1-9	@ Phoenix	L	115-100	9-25	12,625	25-Robertson	13-Greenwood
1-11	@ LA Lakers	L	109-111	9-26	15,794	20-Robertson/Sundvold	9-Greenwood
1-13	@ Golden State	L	109-111	9-27	8,546	20-Jones	14-Thompson
1-14	@ Seattle	L	104-130	9-28	5,068	24-Berry	13-Berry
1-17	UTAH	W	102-91	10-28	6,071	27-Robertson	25-Gilmore
1-19	LA CLIPPERS	W	113-106	11-28	5,428	27-Robertson	11-Berry
1-21	HOUSTON	L	91-111	11-29	11,556	20-Berry	9-Robertson
1-24	NEW YORK	W	105-101	12-29	9,149	31-Greenwood	15-Greenwood
1-27	DETROIT	W	118-107	13-29	5,841	23-Sundvold	7-Gilmore
1-29	@ Sacramento	W	113-107	14-29	10,333	24-Berry	11-Greenwood
1-30	@ LA Clippers	W	124-120(OT)	15-29	6,590	25-Robertson	15-Greenwood
FEBRUARY RECORD: 6-7 (HOME: 6-4, ROAD: 0-3)							
2-1	MILWAUKEE	W	120-116	16-29	7,301	28-Robertson	17-Gilmore
2-3	GOLDEN STATE	W	111-103	17-29	5,926	24-Gilmore	23-Greenwood
2-5	SEATTLE	W	117-111	18-29	7,548	25-Sundvold	18-Greenwood
2-10	@ Houston	L	92-115	18-30	16,016	16-Berry/Sund/Dawk	10-Greenwood
2-11	WASHINGTON	L	108-123	18-31	6,857	24-Berry	10-Berry
2-13	LA CLIPPERS	L	96-110	18-32	7,506	29-Robertson	13-Greenwood
2-14	@ Utah	L	95-108	18-33	12,212	18-Berry	11-Berry
2-17	DENVER	W	131-126(OT)	19-33	5,607	23-Robertson	23-Gilmore
2-20	@ Dallas	L	107-122	19-34	17,007	24-Sundvold	9-Robertson
2-21	BOSTON	L	113-121	19-35	15,786	29-Berry	15-Greenwood
2-24	SACRAMENTO	L	106-112	19-36	7,306	25-Mitchell	8-Berry
2-26	PHILADELPHIA	W	96-94	20-36	11,947	23-Berry/Robertson	7-Gilmore
2-28	DALLAS	W	125-98	21-36	10,919	30-Robertson	12-Greenwood
MARCH RECORD: 5-10 (HOME: 3-3, ROAD: 2-7)							
3-2	HOUSTON	L	100-105	21-37	7,917	26-Robertson	11-Greenwood
3-5	@ Denver	L	104-121	21-38	9,124	15-Berry/Robertson	11-Greenwood/Gilmore
3-6	SACRAMENTO	W	130-119	22-38	5,606	27-Robertson/Mitchell	6-Greenwood/Moore
3-8	@ Golden State	L	111-137	22-39	9,914	16-Greenwood	11-Greenwood
3-10	ATLANTA	L	106-113	22-40	8,769	27-Berry	10-Greenwood
3-12	@ Houston	L	112-121	22-41	16,279	19-Sundvold	16-Nealy
3-14	PHOENIX	W	121-108	23-41	7,791	21-Berry	11-Greenwood
3-16	@ SEATTLE	L	111-122	23-42	5,934	24-Kryatkowskiak	10-Robertson
3-17	@ Sacramento	W	108-106	24-42	10,333	30-Robertson	10-Robertson
3-20	@ LA Lakers	L	115-147	24-43	17,505	26-Berry	8-Nealy
3-22	@ LA Clippers	W	115-112(OT)	25-43	6,449	25-Moore	16-Gilmore
3-24	HOUSTON	W	103-97	26-43	8,702	24-Gilmore	15-Greenwood
3-27	@ Utah	L	133-144	26-44	12,212	23-Nealy	12-Greenwood/Nealy
3-29	PORTLAND	L	113-135	26-45	8,794	24-Berry/Sundvold	15-Gilmore
3-31	@ Denver	L	106-111	26-46	8,214	21-Moore	14-Greenwood
APRIL RECORD: 2-8 (HOME: 2-4, ROAD: 0-4)							
4-1	UTAH	L	104-107	26-47	7,745	21-Berry/Gilmore	12-Greenwood
4-3	DENVER	L	106-116	26-48	6,469	27-Berry	14-Greenwood
4-5	GOLDEN STATE	L	119-120(OT)	26-49	5,838	25-Robertson	12-Greenwood
4-8	SACRAMENTO	L	110-111	26-50	5,276	20-Berry/Greenwood	13-Greenwood
4-10	@ LA Lakers	L	121-131	26-51	17,505	24-Kryatkowskiak	16-Greenwood
4-11	@ Phoenix	L	116-136	26-52	10,593	22-Gilmore/Dawkins	10-Nealy
4-13	@ Sacramento	L	118-123	26-53	10,353	27-Berry/Greenwood	14-Berry
4-15	PORTLAND	W	123-112	27-53	6,827	27-Berry	12-Greenwood
4-17	LA LAKERS	W	115-103	28-53	12,872	23-Greenwood	15-Nealy
4-19	@ Portland	L	134-144	28-54	12,666	28-Dawkins	8-Gilmore

1987-88 SPURS

RECORD

31-51 (23-18 home: 8-33 road)
Fifth in Midwest Division

HONORS

Alvin Robertson, All-Defensive Second Team
Alvin Robertson, NBA All-Star
Greg Anderson, NBA All-Rookie Team

PLAYOFFS

Lost to Los Angeles, First Round, 3-0

SPURS LEADERS

Scoring: Alvin Robertson 19.6 ppg
Rebounding: Frank Brickowski 6.9 rpg
Assists: Johnny Dawkins 7.4 apg

HEAD COACH: Bob Weiss

ASSISTANT: Lee Ross



Johnny Dawkins

1987-88 SEASON NOTES

- The biggest day of the season occurred during the summer and happened off the court...on 6/22 the Spurs used the number one pick in the 1987 NBA Draft to select David Robinson of the Naval Academy...on the same day the Spurs shipped aging center Artis Gilmore to Chicago in exchange for a second-round selection in the 1988 draft.
- Robinson signed a contract with the Spurs on 11/6 and - before beginning his two-year tour with the Navy - the Admiral witnessed the Spurs lose to the defending NBA Champion Lakers 133-124.
- The Spurs paid tribute to George Gervin on 12/5 as his #44 jersey was retired by the franchise, joining James Silas as the second player in Spurs history to have his number retired.
- Greg "Cadillac" Anderson became the first player in Spurs history to be named to the NBA All-Rookie team.

1987-1988 SPURS FINAL STATISTICS (31-51)

PLAYER	G	MIN	2-POINT		3-POINT		REBOUNDING				SCORING								
			FGM-FGA	PCT.	FGM-FGA	PCT.	FTM-FTA	PCT.	OFF	DEF	TOT	AVG.	AST	PF-DQ	STL	TO	BLK	PTS	AVG.
Robertson	82	2978	655-1408	.465	27-95	.284	273-365	.748	165	333	498	6.1	557	300-4	243	251	69	1610	19.6
Berry	73	1922	540-960	.563	0-0	.000	192-320	.600	176	219	395	5.4	110	207-2	55	162	63	1272	17.4
Brickowski	70	2227	425-805	.528	1-5	.200	268-349	.768	167	316	483	6.9	266	275-11	74	207	36	1119	16.0
Dawkins	65	2179	405-835	.485	19-61	.311	198-221	.896	86	138	204	3.1	480	95-0	88	154	2	1027	15.8
Mitchell	68	1501	378-784	.482	3-12	.250	160-194	.825	54	144	198	2.9	68	101-0	31	52	13	919	13.5
Anderson	82	1984	379-756	.501	1-5	.200	198-328	.604	161	352	513	6.3	79	228-1	54	143	122	957	11.7
Wood	38	830	120-282	.426	43-108	.398	69-91	.758	16	35	51	1.3	155	44-0	22	34	1	352	9.3
Greenwood	45	1236	151-328	.460	0-2	.000	83-111	.748	92	208	300	6.7	97	134-2	33	74	22	385	8.6
Sundvold	52	1024	176-379	.464	26-64	.406	43-48	.896	14	34	48	0.9	183	54-0	27	57	2	421	8.1
Gudmundsson	69	1017	139-280	.496	0-1	.000	117-145	.807	93	230	323	4.7	86	197-5	18	103	61	395	5.7
Wilson (SA)	18	373	36-99	.364	9-25	.360	23-29	.793	1	25	26	1.4	63	84-0	17	21	3	104	5.8
Davis (SA)	16	187	42-97	.433	1-15	.067	7-10	.700	15	23	38	2.4	17	25-0	0	13	3	92	5.8
Myers	22	328	43-95	.453	0-4	.000	26-39	.667	11	26	37	1.7	48	30-0	17	33	6	112	5.1
Nimphius	72	919	128-257	.498	0-1	.000	60-83	.723	62	91	153	2.1	53	141-2	22	49	56	316	4.4
Relford	4	42	5-8	.625	0-0	.000	6-8	.750	2	5	7	1.8	1	3-0	0	4	3	16	4.0
Zevenbergen	8	58	15-27	.556	0-0	.000	0-2	.000	4	9	13	1.6	3	12-0	3	4	1	30	3.8
Blackwell	10	112	15-41	.366	2-11	.182	5-6	.833	2	4	6	0.6	18	16-0	3	8	0	37	3.7
Nealy	68	837	50-109	.459	1-2	.500	41-63	.651	82	140	222	3.3	49	94-0	29	27	5	142	2.1
Moore	4	51	4-9	.444	0-1	.000	0-0	.000	1	3	4	1.0	11	1-0	3	4	0	8	2.0
Spurs	82		3706-7559	.490	133-412	.323	1769-2412	.733	1184	2335	3519	42.9	2344	1991-27	739	1400	468	9314	113.6
Opponents	82		3851-7678	.502	157-450	.349	1855-2390	.776	1292	2513	3805	46.4	2470	1969-13	600	1427	537	9714	118.5

1987-88 SPURS

1987-88 SPURS GAME-BY-GAME 31-51 (FIFTH IN MIDWEST DIVISION)

DATE	OPPONENT	W-L	SCORE	REC.	ATT.	HI-SCORER	HI-REBOUNDER
NOVEMBER RECORD:							
11-6	@ Houston	L	102-108	0-1	16,611	21-Dawkins	9-Berry
11-7	DALLAS	W	130-106	1-1	14,172	30-Robertson	7-Brickowski/Nealy
11-10	LA LAKERS	L	124-133	1-2	13,751	28-Berry	11-Greenwood
11-12	SEATTLE	W	117-118	2-2	6,309	28-Dawkins	8-Brickowski/Anderson
11-14	@ Phoenix	L	113-124	2-3	9,686	22-Dawkins	7-Roberts/Gudmundsson
11-15	@ LA Lakers	L	130-147	2-4	17,565	23-Greenwood	8-Greenwood/Robertson
11-17	LA CLIPPERS	W	122-121 (OT)	3-4	8,892	24-Anderson	9-Anderson
11-20	@ Denver	L	142-156	3-5	8,831	31-Anderson	9-Gudmundsson
11-21	UTAH	W	120-119	4-5	7,459	22-Berry	8-Greenwood/Brickowski
11-23	@ New York	W	117-112	5-5	10,124	26-Dawkins	11-Berry
11-25	@ Indiana	L	122-133	5-6	10,855	22-Brickowski	13-Anderson
11-27	@ Detroit	L	111-143	5-7	30,743	18-Gudmundsson	9-Gudmundsson
11-29	@ Atlanta	L	100-124	5-8	12,215	21-Gudmundsson	11-Gudmundsson
DECEMBER RECORD:							
12-2	HOUSTON	W	97-93	6-8	8,025	20-Dawkins	15-Brickowski
12-5	CHICAGO	W	139-101	7-8	15,786	20-Dawkins	12-Brickowski
12-8	UTAH	W	105-100	8-8	5,263	27-Brickowski	13-Greenwood
12-12	PHOENIX	W	129-110	9-8	7,262	30-Robertson	13-Gudmundsson
12-15	@ New Jersey	L	95-104	9-9	8,010	29-Brickowski	15-Brickowski
12-16	@ Philadelphia	L	102-114	9-10	9,278	24-Wood	14-Gudmundsson
12-18	DENVER	W	133-114	10-10	7,401	30-Berry	15-Brickowski
12-20	@ Portland	L	120-148	10-11	12,666	27-Anderson	9-Berry
12-22	@ Sacramento	L	96-120	10-12	10,333	29-Robertson	8-Berry/Anderson
12-23	@ LA Clippers	W	111-97	11-12	7,743	31-Robertson	15-Greenwood
12-26	GOLDEN STATE	W	105-96	12-12	10,632	24-Robertson	12-Greenwood
12-30	SACRAMENTO	W	140-108	13-12	7,294	25-Dawkins	9-Greenwood
JANUARY RECORD:							
1-2	DALLAS	L	109-116	13-13	12,426	28-Berry	13-Berry
1-4	@ LA Lakers	L	115-123	13-14	17,505	30-Robertson	9-Greenwood
1-5	@ Golden State	L	119-129	13-15	5,981	35-Robertson	9-Berry
1-7	@ Sacramento	W	124-119	14-15	10,333	30-Dawkins	9-Brickowski/Anderson
1-9	@ Seattle	L	133-141	14-16	11,565	37-Robertson	13-Anderson
1-13	ATLANTA	L	110-120	14-17	10,183	28-Berry	15-Gudmundsson
1-14	INDIANA	L	108-112	14-18	6,841	25-Robertson	11-Gudmundsson
1-15	PORTLAND	L	120-121	14-19	9,523	21-Brickowski/Wood	12-Brickowski/Nealy
1-19	MILWAUKEE	W	110-104	15-19	6,133	26-Brickowski	9-Greenwood/Robertson
1-22	@ Utah	L	106-119	15-20	12,212	24-Wood	15-Brickowski
1-23	LA CLIPPERS	W	106-100	16-20	7,369	25-Mitchell	10-Robertson
1-26	@ Dallas	L	111-125	16-21	17,007	21-Robertson	7-Anderson
1-27	CLEVELAND	L	102-112	16-22	5,940	27-Berry	10-Berry
1-30	SEATTLE	W	112-132(OT)	17-22	8,319	23-Robertson	14-Anderson
FEBRUARY RECORD:							
2-2	NEW JERSEY	W	118-106	18-22	5,400	28-Berry	10-Berry/Brickowski
2-4	DENVER	L	123-129	18-23	5,587	29-Robertson	12-Brickowski
2-9	@ Denver	L	108-136	18-24	8,492	25-Dawkins	7-Brickowski
2-10	BOSTON	L	120-136	18-25	15,770	32-Robertson	10-Brickowski
2-12	LA LAKERS	L	128-133	18-26	9-Robertson	32-Robertson/Brick	9-Robertson
2-15	GOLDEN STATE	L	122-126	18-27	5,484	31-Berry	14-Robertson
2-18	@ Phoenix	W	122-114	19-27	10,086	31-Robertson	9-Brickowski
2-19	WASHINGTON	L	102-106	19-28	5,147	26-Brickowski	10-Nealy
2-21	@ Portland	L	112-117	19-29	12,666	27-Mitchell	14-Greenwood
2-22	@ Golden State	L	111-123	19-30	7,992	29-Anderson	21-Anderson
2-24	PHILADELPHIA	W	123-121(OT)	20-30	6,706	23-Robertson	10-Anderson/Brickowski
2-26	HOUSTON	W	111-107	21-30	11,056	30-Berry	12-Anderson
2-28	@ Houston	L	95-108	21-31	16,611	16-Berry	10-Anderson
MARCH RECORD:							
3-1	PHOENIX	W	114-109	22-31	5,151	29-Berry	13-Anderson
3-4	SACRAMENTO	L	132-134	22-32	6,347	28-Mitchell	7-Berry
3-5	@ Utah	L	106-125	22-33	12,444	23-Mitchell	6-Gud/Mitchell/Greenwood
3-6	@ Milwaukee	L	101-119	22-34	12,862	29-Robertson	10-Brickowski
3-9	@ Boston	L	118-119	22-35	14,890	20-Mitchell	8-Gudmundsson
3-11	@ Cleveland	L	107-117	22-36	12,294	29-Berry	8-Anderson/Brickowski
3-12	@ Chicago	L	92-112	22-37	18,368	29-Berry	8-Dawkins
3-14	@ Washington	L	106-112	22-38	5,236	22-Berry	8-Anderson
3-16	LA CLIPPERS	W	113-110	23-38	5,056	31-Mitchell	12-Anderson
3-18	SEATTLE	L	110-118 (OT)	23-39	7,353	29-Mitchell	9-Anderson
3-19	UTAH	W	113-110	24-39	6,351	25-Nimphius	12-Robertson
3-21	NEW YORK	L	133-121	24-40	5,802	27-Berry	8-Brick/Robertson/Nealy
3-22	@ Denver	L	109-136	24-41	10,746	24-Sundvold	7-Anderson/Robertson
3-25	DETROIT	W	107-106	25-41	8,596	25-Sundvold	13-Anderson
3-26	@ Dallas	L	112-131	25-42	17,007	26-Dawkins	9-Anderson
3-29	PORTLAND	L	115-136	25-43	7,642	32-Robertson	9-Berry
3-31	@ Seattle	W	117-115	26-43	9,210	21-Robertson	11-Anderson
APRIL RECORD:							
4-1	@ LA Clippers	W	106-91	27-43	8,966	28-Brickowski	9-Brickowski/Anderson
4-3	@ Portland	W	107-110	27-44	12,806	22-Mitchell	13-Anderson
4-5	@ Golden State	L	117-104	28-44	8,263	26-Robertson	9-Anderson
4-6	@ Sacramento	L	108-115	28-45	19,333	24-Robertson	9-Berry
4-8	DENVER	L	124-129	28-46	6,697	36-Mitchell	13-Robertson
4-12	HOUSTON	W	127-119	29-46	6,673	34-Brickowski	15-Brickowski
4-13	@ Phoenix	L	118-123	29-47	10,822	31-Berry	9-Berry
4-15	SACRAMENTO	W	118-112	30-47	5,049	25-Sundvold	8-Anderson
4-16	@ Utah	L	82-107	30-48	12,444	14-Mitchell/Nimphius	9-Gudmundsson
4-19	LA LAKERS	L	126-133	30-49	12,456	40-Robertson	10-Anderson
4-21	@ Houston	W	117-116	31-49	16,611	24-Robertson	11-Gudmundsson
4-22	@ Dallas	L	96-127	31-50	17,007	20-Robertson	10-Gudmundsson
4-24	DALLAS	L	109-119	31-51	7,297	28-Anderson	11-Anderson

1988-89 SPURS

RECORD

21-61 (18-23 home; 3-38 road)
Fifth in Midwest Division

PLAYOFFS

None

HONORS

Willie Anderson, NBA All-Rookie First Team

SPURS LEADERS

Scoring: Willie Anderson 18.6 ppg
Rebounding: Greg Anderson 8.2 rpg
Assists: Johnny Dawkins 7.0 apg

HEAD COACH: Larry Brown

ASSISTANTS: Gregg Popovich, R.C. Buford,
Alvin Gentry & Ed Manning



Willie Anderson

1988-89 SEASON NOTES

- On 5/28 Red McCombs became full owner of the Spurs, purchasing the team from his fellow investors for \$47 million...one of McCombs first moves was to fire Bob Weiss and hire Larry Brown as Head Coach.
- The Spurs finished the season with the worst record in franchise history...the Spurs were just 3-38 on the road during the year and set a club record with 22-straight losses on the road
- A total of 22 players suited up for the Spurs during the season and Greg Anderson was the only player to appear in all 82 games for the Spurs.
- Rookie Willie Anderson was one of the few bright spots for San Antonio...he was named to the NBA All-Rookie First Team and he became the first Spur rookie ever to lead the team in scoring, averaging 18.6 points per game...Anderson was the runner-up in Rookie of the Year voting behind only Mitch Richmond of the Kings.

1988-1989 SPURS FINAL STATISTICS (21-61)

PLAYER	G	GS	MIN	2-POINT		3-POINT		FTM-FTA	PCT.	REBOUNDING			AST	PF-DQ	STL	TO	BLK	PTS	AVG.
				FGM-FGA	PCT.	FGM-FGA	PCT.			OFF	DEF	TOT							
W. Anderson	81	79	2738	640-1285	.498	4-21	.190	224-289	.775	152	265	417	372	295-8	150	261	62	1508	18.6
Robertson	65	65	2287	465-962	.483	9-45	.200	183-253	.723	157	227	384	393	258-6	197	231	36	1122	17.3
Dawkins	32	30	1083	177-400	.443	0-4	.000	100-112	.893	32	69	101	224	64-0	55	111	0	454	14.2
G. Anderson	82	56	2401	460-914	.503	0-3	.000	207-403	.514	255	421	676	61	221-2	102	180	103	1127	13.7
Brickowski	64	60	1822	337-654	.515	0-2	.000	201-281	.715	148	258	406	131	252-10	102	165	35	875	13.7
Maxwell	79	36	2065	357-827	.432	32-129	.248	181-243	.745	49	153	202	301	136-0	86	178	8	927	11.7
Cook	36	0	757	147-315	.469	6-31	.194	46-56	.821	21	38	59	84	77-0	43	62	4	346	9.6
Vincent (SA)	24	3	551	91-219	.416	0-1	.000	35-51	.686	36	56	92	22	52-0	5	37	3	217	9.0
Bowie	18	5	438	72-244	.500	1-5	.200	10-15	.667	25	31	56	29	43-1	18	22	4	155	8.6
Natt (SA)	10	0	185	25-66	.379	0-0	—	35-48	.729	16	16	32	11	19-0	2	19	2	85	8.5
Greenwood	38	15	912	105-247	.425	0-0	—	84-105	.800	92	146	238	55	123-2	30	55	24	294	7.7
King	46	11	791	141-327	.431	8-32	.250	37-48	.771	33	107	140	79	97-2	27	74	7	327	7.1
Comegys	67	10	1119	166-341	.487	0-2	.000	106-161	.658	112	122	234	30	160-2	42	85	63	438	6.5
M. Anderson	36	12	730	73-175	.417	1-7	.143	57-82	.695	44	45	89	153	64-0	44	84	3	204	5.7
Smrek	43	18	623	72-153	.471	0-0	—	49-76	.645	42	67	129	12	102-2	13	48	58	193	4.5
Gudmundsson	5	3	70	9-25	.360	0-0	—	3-4	.750	5	11	16	5	15-0	1	8	1	21	4.2
Jones	7	0	92	9-25	.360	0-0	—	8-13	.615	6	10	16	7	8-0	2	7	2	26	3.7
Roth (SA)	47	3	464	52-143	.364	2-10	.200	52-76	.684	20	36	56	48	55-0	19	33	4	158	3.4
Whitehead (SA)52	4	580	68-176	.392	0-0	—	30-45	.667	49	80	129	17	107-1	22	22	4	168	3.2	
Mitchell (SA)	2	0	33	2-9	.222	0-0	—	1-4	.250	1	2	3	1	2-0	1	4	0	5	2.5
Smart	2	0	12	0-2	.000	0-1	.000	2-2	1.000	0	1	1	2	0-0	0	2	0	2	1.0
Stroeder	1	0	2	0-0	—	0-0	—	0-0	—	0	0	0	0	2-0	0	1	0	0	0.0
Spurs	82	19755	3469-7409	.468	63-293	.215	1621-2367	.688	1295	2181	3476	2037	2153-36	961	1689	423	8652	105.5	
Opponents	82	19755	3486-7148	.488	172-532	.323	2105-2714	.776	1256	2462	3718	2062	1938-21	915	1728	545	9249	112.8	

1988-89 SPURS

1988-89 SPURS GAME-BY-GAME 21-61 (FIFTH IN MIDWEST DIVISION)

DATE	OPPONENT	W-L	SCORE	REC.	ATT.	HI-SCORER	HI-REBOUNDER
NOVEMBER RECORD: 5-8 (HOME: 4-3, ROAD: 1-5)							
11-5	LA LAKERS	W	122-107	1-0	15,861	30-Robertson/W. And.	8-Robertson
11-6	@ Houston	L	102-120	1-1	16,611	22-Dawkins	13-G. Anderson
11-8	MIAMI	W	117-93	2-1	9,226	29-W. Anderson	7-Greenwood/G. And/Dawk
11-11	@ Dallas	L	102-115	2-2	17,097	19-Cook	10-Greenwood/G. And/Robt
11-12	UTAH	L	96-105	2-3	11,883	30-Dawkins	17-G. Anderson
11-16	DETROIT	L	85-94	2-4	11,991	19-Dawkins/G. And.	13-G. Anderson
11-17	@ Denver	L	112-139	2-5	10,079	23-Dawkins	4-Grnd/W. And/Dawk
11-19	CHARLOTTE	L	105-107	2-6	10,863	24-W. And/Robertson	13-G. Anderson
11-23	ATLANTA	W	119-109	3-6	11,874	23-W. And/G. And/Rob	12-G. Anderson
11-25	@ Utah	L	95-115	3-7	12,444	24-G. Anderson	9-G. Anderson
11-26	PHOENIX	W	117-104	4-7	10,583	34-Robertson	11-G. Anderson, Robertson
11-29	@ Atlanta	L	120-120	4-8	17,428	20-G. Anderson	17-G. Anderson
11-30	@ Miami	W	105-101	5-8	14,288	27-Robertson	8-Robertson, Brickowski
DECEMBER RECORD: 2-12 (HOME: 2-5, ROAD: 0-7)							
12-3	NEW YORK	W	122-109	6-8	12,826	23-Robertson	8-G. Anderson
12-6	SEATTLE	L	107-112	6-9	8,557	28-Robertson	9-G. Anderson
12-8	CLEVELAND	L	95-104	6-10	9,521	19-Dawkins	10-Brickowski
12-11	@ Portland	L	123-128 (OT)	6-11	12,848	25-Brickowski	12-Brickowski
12-13	@ Sacramento	L	89-105	6-12	16,517	21-Dawkins	10-Greenwood
12-15	@ Seattle	L	107-122	6-13	9,117	27-W. Anderson	17-G. Anderson
12-17	GOLDEN STATE	L	113-123	6-14	9,162	26-W. Anderson	9-G. Anderson
12-18	@ Houston	L	109-120	6-15	16,611	29-G. Anderson	10-G. Anderson
12-20	@ Phoenix	L	110-128	6-16	9,950	14-Dawkins/G. And.	7-Robertson
12-21	SACRAMENTO	W	125-107	7-16	8,879	17-G. Anderson	9-Robertson
12-23	LA CLIPPERS	L	106-114	7-17	10,443	22-W. Anderson	11-W. Anderson
12-26	@ Miami	L	109-111	7-18	15,008	23-G. Anderson	12-Brickowski
12-27	@ Dallas	L	101-110	7-19	17,007	25-Robertson	6-W. Anderson
12-30	BOSTON	L	99-112	7-20	15,861	20-G. Anderson	8-G. Anderson
JANUARY RECORD: 5-10 (HOME: 4-4, ROAD: 1-6)							
1-3	DENVER	W	129-105	8-20	7,965	24-W. Anderson	17-Greenwood
1-5	PHILADELPHIA	W	119-104	9-20	10,552	36-W. Anderson	7-W. Anderson
1-7	@ Golden State	W	104-102	10-20	13,913	30-W. Anderson	12-Greenwood
1-8	@ LA Lakers	L	90-126	10-21	17,505	19-W. Anderson	8-G. Anderson
1-11	HOUSTON	L	117-122(OT)	10-22	11,986	20-Maxwell	13-Greenwood
1-12	@ Utah	L	91-115	10-23	12,444	16-Brickowski	10-G. Anderson
1-14	PORTLAND	L	99-103	10-24	12,864	27-Robertson	12-Greenwood
1-16	@ New York	L	106-116	10-25	19,591	20-W. Anderson	12-G. Anderson
1-17	@ New Jersey	L	112-117	10-26	8,534	25-W. Anderson	9-G. And/Brick/Growd
1-18	@ Washington	L	112-115	10-27	6,445	30-Robertson	9-Brickowski
1-23	MIAMI	W	119-101	11-27	9,404	26-W. Anderson	7-Greenwood
1-25	UTAH	L	103-107	11-28	9,925	25-G. Anderson	10-Greenwood
1-27	@ Dallas	L	82-126	11-29	17,007	16-Brickowski/Natt	9-G. And/Brick
1-28	HOUSTON	L	91-96	11-30	15,496	25-Maxwell	8-G. Anderson
1-31	DENVER	W	117-111	12-30	8,041	26-Maxwell	13-G. Anderson
FEBRUARY RECORD: 1-12 (HOME: 0-5, ROAD: 1-8)							
2-3	@ LA Clippers	L	106-101	13-30	9,450	21-Maxwell	12-G. Anderson
2-4	@ Portland	L	100-137	13-31	12,848	15-G. And/W. And	12-G. Anderson
2-7	@ Sacramento	L	99-114	13-32	16,517	26-W. Anderson	7-G. Anderson
2-9	CHICAGO	L	103-108	13-33	15,861	19-Brek/W. And/Mas	9-Brickowski
2-14	@ Seattle	L	113-129	13-34	11,506	13-34	7-G. Anderson
2-15	@ Golden State	L	96-133	13-35	13,941	21-M. Anderson	9-Brickowski
2-18	@ Utah	L	93-107	13-36	12,444	22-Brickowski	9-Comegys
2-20	DALLAS	L	93-105	13-37	9,328	24-Brickowski	8-King
2-22	GOLDEN STATE	L	107-118	13-38	9,427	26-Brickowski	18-G. Anderson
2-24	@ Indiana	L	93-112	13-39	10,306	22-Maxwell	9-G. And/Comegys
2-25	@ Charlotte	L	113-124	13-40	23,888	38-W. Anderson	10-Brickowski
2-27	@ Milwaukee	L	96-105	13-41	14,862	22-Brickowski	10-G. Anderson
2-28	@ Chicago	L	102-121	13-42	17,416	22-W. Anderson	8-W. Anderson
MARCH RECORD: 6-10 (HOME: 6-2, ROAD: 0-8)							
3-2	@ Cleveland	L	84-112	13-43	17,996	16-G. And/Comegys	7-G. Anderson
3-4	DENVER	W	106-89	14-43	11,940	24-Brickowski	9-Comegys/Brickowski
3-7	PORTLAND	L	103-116	14-44	8,592	27-Brickowski	8-W. Anderson
3-9	NEW JERSEY	W	112-98	15-44	10,484	29-Robertson	10-G. Anderson
3-11	DALLAS	W	97-90	16-44	12,748	20-W. Anderson	9-G. Anderson
3-13	LA CLIPPERS	L	103-115	16-45	9,402	20-W. Anderson	7-Comegys, G. And.
3-15	MILWAUKEE	W	110-108	17-45	8,778	25-W. Anderson	11-G. Anderson
3-16	@ Denver	L	102-119	17-46	12,083	19-Maxwell	11-Vincent/Strnek
3-18	UTAH	W	114-98	18-46	13,228	27-Robertson	11-Robertson
3-20	@ Boston	L	108-119	18-47	14,890	20-Brickowski	9-Brickowski/Strnek
3-22	@ Detroit	L	121-115	18-48	21,454	20-Brickowski	7-Brickowski
3-24	@ Philadelphia	L	94-135	18-49	13,128	26-Brickowski	6-Brickowski
3-25	@ Miami	L	105-107	18-50	14,298	14-298	10-Robertson
3-28	WASHINGTON	W	130-114	19-50	10,139	28-W. Anderson	10-G. Anderson
3-30	@ LA Lakers	L	95-138	19-51	17,505	30-W. Anderson	11-G. Anderson
3-31	@ LA Clippers	L	106-109	19-52	10,599	24-W. And/Robertson	15-Brickowski
APRIL RECORD: 2-8 (HOME: 2-6, ROAD: 0-3)							
4-4	MIAMI	W	109-87	20-52	9,736	22-W. Anderson	12-G. Anderson
4-6	SACRAMENTO	W	122-116	21-52	10,859	28-Maxwell	9-Robertson
4-8	INDIANA	L	126-128(OT)	21-53	11,045	31-W. Anderson	10-Robertson
4-10	SEATTLE	L	89-102	21-54	12,445	28-W. Anderson	8-Robertson
4-12	LA LAKERS	L	100-107	21-55	15,861	22-Maxwell	7-W. Anderson
4-14	DALLAS	L	110-118	21-56	10,720	24-Robertson	9-Robertson
4-15	@ Phoenix	L	91-137	21-57	14,471	23-Robertson	10-G. Anderson
4-17	@ Houston	L	91-99	21-58	16,611	20-Vincent	8-G. And/Whitehand
4-19	HOUSTON	L	84-99	21-59	12,176	18-Robertson	8-G. Anderson
4-20	@ Denver	L	113-136	21-60	13,163	24-Bowie	9-G. Anderson
4-22	PHOENIX	L	111-121	21-61	12,995	24-W. Anderson	8-W. Anderson

1989-90 SPURS

RECORD

56-26 (34-7 home; 22-19 road)
First in Midwest Division

HONORS

David Robinson, NBA Rookie of the Year
David Robinson, IBM Award
David Robinson, All-NBA Third Team
David Robinson, All-Defensive Second Team
David Robinson, NBA All-Star
Sean Elliott, NBA All-Rookie Second Team

Bob Bass, NBA Executive of the Year
David Robinson, NBA All-Rookie First Team

PLAYOFFS

Defeated Denver, First Round, 3-0
Lost to Portland, Western Conference
Semifinals, 4-3

SPURS LEADERS

Scoring: David Robinson 24.3 ppg
Rebounding: David Robinson 12.0 rpg
Assists: Rod Strickland 8.0 apg

HEAD COACH: Larry Brown
ASSISTANTS: Gregg Popovich,
R.C. Buford & Alvin Gentry



David Robinson

1989-90 SEASON NOTES

- The Spurs made several moves during the off-season and assembled a new-look team for the 1989-90 season...on 5/28 the Spurs obtained All-Star forward Terry Cummings from Milwaukee in exchange for Alvin Robertson...in the 1989 NBA Draft the Spurs selected forward Sean Elliott with the third overall choice...and on 8/28 the Spurs sent Johnny Dawkins and Jay Vincent to the Sixers in exchange for Maurice Cheeks, David Wingate and Christian Welp...in addition, Caldwell Jones and Zarko Paspalj were signed as free agents...of course the biggest addition was David Robinson, who completed his two-year Navy commitment...in all nine new faces were on the Spurs 1989-90 roster.
- All the moves worked as the Spurs set an NBA record for the biggest turnaround between two seasons, increasing their win total by 35 over the 1988-89 campaign (56 wins vs. 21 in '88-89).
- David Robinson was named the NBA Rookie of the Month each month of the season, joining Ralph Sampson as only the second player in NBA history to claim a clean sweep of the Rookie of the Month award.
- The Spurs made one final big move during the season, sending Mo Cheeks to the Knicks in exchange for Rod Strickland on 2/21...on the same day the Spurs traded guard Vernon Maxwell to the Rockets for cash.

1989-1990 SPURS FINAL STATISTICS (56-26)

PLAYER	G	GS	MIN	2-POINT		3-POINT		REBOUNDING			SCORING			PTS	AVG.				
				FGM-FGA	PCT.	FGM-FGA	PCT.	FTM-FTA	PCT.	OFF	DEF	TOT	AST			PF-DQ	STL	TO	R/K
Robinson	82	81	3002	690-1300	531	0-2	000	613-837	732	303	680	983	164	259-3	138	257	319	1993	24.3
Cummings	81	78	2821	728-1532	475	19-59	322	343-440	780	226	451	677	219	286-1	110	202	52	1818	22.4
Anderson	82	81	2788	532-1082	492	7-26	269	217-290	748	115	257	372	364	252-3	111	198	58	1288	15.7
Strickland (SA)	31	24	1121	173-370	468	2-9	222	91-148	615	47	86	133	249	89-3	57	85	6	439	14.2
Cheeks	50	49	1766	215-450	478	1-9	111	114-137	832	39	128	167	302	46-0	82	85	5	545	10.9
Elliott	81	69	2032	311-647	481	1-9	111	187-216	866	127	170	297	154	172-0	45	112	14	810	10.0
Maxwell	49	2	1118	133-306	435	15-52	288	59-95	621	5	106	141	146	79-0	42	71	5	340	6.9
Wingate	78	2	1856	220-491	448	0-13	000	87-112	777	62	133	195	208	154-2	89	127	18	527	6.8
Brickowski	78	12	1438	211-387	545	0-2	000	95-141	674	89	238	327	105	236-4	66	93	37	517	6.6
Williams (SA)	10	0	68	19-42	452	0-5	000	4-6	667	3	5	8	5	16-0	1	4	3	42	4.2
Paspalj	28	1	181	27-79	342	0-1	000	18-22	818	15	15	30	10	37-0	3	21	7	72	2.6
Jones	72	2	385	67-144	465	1-5	200	38-54	704	76	154	230	20	146-2	20	48	27	173	2.4
Moore	53	8	516	47-126	373	8-34	235	16-27	593	16	36	52	82	55-0	32	39	3	118	2.2
Blab (SA)	7	0	50	6-11	545	0-0	000	3-6	500	1	8	9	1	9-0	0	5	0	15	2.1
Lebo	4	0	32	2-7	286	0-0	000	2-2	1000	2	2	4	3	7-0	2	1	0	6	1.5
Welp	13	1	56	7-23	304	0-0	000	1-2	500	7	5	12	5	21-0	1	6	0	15	1.2
Spurs	82	19730	3388-6997	484	54-226	239	1888-2535	745	1163	2474	3637	2037	1854-18	799	1399	554	8718	106.3	
Opponents	82	19730	3269-7090	461	231-624	370	1663-2169	767	1125	2241	3366	1967	1919-20	760	1420	416	8432	102.8	

1989-90 SPURS

1989-90 SPURS GAME-BY-GAME 56-26 (FIRST IN MIDWEST DIVISION)

DATE	OPPONENT	W-L	SCORE	REC.	ATT.	HI-SCORER	HI-REBOUNDER
NOVEMBER RECORD: 8-5 (HOME: 5-1, ROAD: 3-4)							
11-1	LA LAKERS	W	106-98	1-0	15,968	23-Robinson	17-Robinson
11-6	PORTLAND	L	104-108	1-1	14,278	21-Cummings	18-Robinson
11-10	@ Utah	L	92-106	1-2	12,616	27-Robinson	13-Robinson
11-11	DENVER	W	123-108	2-2	15,198	26-Robinson	11-Robinson
11-14	@ Milwaukee	L	97-108	2-3	14,120	22-Anderson	8-Anderson
11-15	@ Minnesota	W	86-76	3-3	20,382	22-Cummings	13-Robinson
11-17	@ Philadelphia	L	101-108	3-4	18,198	20-Robinson	14-Robinson
11-18	@ New Jersey	W	110-95	4-4	13,269	23-Robinson	15-Robinson
11-21	PHOENIX	W	107-98	5-4	13,729	28-Robinson	15-Robinson
11-24	@ LA Clippers	W	90-89	6-4	13,916	22-Elliott	12-Anderson
11-26	@ LA Lakers	L	112-132	6-5	17,505	25-Robinson	6-Cummings/Robinson
11-28	SEATTLE	W	117-104	7-5	12,113	32-Cummings	12-Robinson
11-30	DALLAS	W	93-89	8-5	12,110	20-Cummings	17-Robinson
DECEMBER RECORD: 11-2 (HOME: 7-0, ROAD: 4-2)							
12-2	CHARLOTTE	W	118-110	9-5	13,371	22-Cummings	18-Robinson
12-6	GOLDEN STATE	W	121-119	10-5	10,585	28-Robinson	12-Cummings/Robinson
12-8	@ Dallas	W	99-93	11-5	17,057	29-Robinson	14-Robinson
12-9	NEW JERSEY	W	109-92	12-5	14,930	26-Robinson	8-Cummings
12-12	@ Atlanta	L	94-102	12-6	12,750	18-Cummings/Cheeks	7-Breckowald
12-14	HOUSTON	W	104-100	13-6	16,359	26-Cummings	10-Elliott
12-16	OKLAHOMA	W	125-116	14-6	12,159	29-Cummings	16-Robinson
12-20	SACRAMENTO	W	103-100	15-6	12,457	26-Cummings/Rab	15-Robinson
12-22	@ Phoenix	W	119-115	16-6	14,487	29-Cummings	11-Robinson
12-23	UTAH	W	115-98	17-6	15,910	25-Cummings	8-Robinson
12-26	@ Charlotte	W	107-82	18-6	23,901	32-Cummings	14-Robinson
12-27	@ Washington	W	107-97	19-6	11,522	34-Robinson	10-Cummings
12-29	@ Chicago	L	97-101	19-7	18,676	26-Cummings	13-Robinson
JANUARY RECORD: 10-6 (HOME: 7-0, ROAD: 3-6)							
1-1	PHILADELPHIA	W	103-94	20-7	15,443	22-Cummings/Rob	13-Robinson
1-6	MINNESOTA	W	109-96	21-7	15,910	22-Cummings/Rab	11-Cummings
1-8	@ Orlando	L	102-111	21-8	15,077	32-Robinson	10-Robinson
1-9	@ Miami	W	107-102	22-8	15,008	31-Cummings	12-Robinson
1-12	@ Boston	W	97-90	23-8	14,890	21-Anderson	10-Robinson
1-13	@ New York	L	101-107	23-9	18,212	27-Cummings/Rob	10-Cummings
1-15	@ Cleveland	L	89-92	23-10	17,657	28-Robinson	12-Cummings
1-17	NEW YORK	W	101-97	24-10	15,910	26-Anderson	10-Cummings
1-19	CLEVELAND	W	104-101	25-10	15,910	32-Robinson	12-Robinson
1-20	@ Denver	L	99-126	25-11	15,817	24-Robinson	14-Breckowald
1-22	WASHINGTON	W	124-115	26-11	13,244	28-Robinson	15-Robinson
1-24	LOS ANGELES	W	106-98	27-11	12,801	31-Cummings	15-Robinson
1-26	@ Portland	L	103-109	27-12	12,584	27-Robinson	9-Robinson
1-27	@ Seattle	L	98-109	27-13	14,518	23-Robinson	9-Cummings
1-29	@ LA Lakers	W	86-84	28-13	17,605	24-Cummings	16-Robinson
1-31	CHARLOTTE	W	129-95	29-13	13,276	52-Cummings	15-Robinson
FEBRUARY RECORD: 7-6 (HOME: 3-4, ROAD: 4-2)							
2-2	@ Charlotte	W	118-107	30-13	23,901	29-Cummings	15-Robinson
2-3	CHICAGO	W	112-111	31-13	15,910	21-Robinson	21-Robinson
2-6	ATLANTA	W	105-94	32-13	13,430	23-Cummings	10-Robinson
2-8	INDIANA	L	100-105	32-14	13,626	21-Robinson	12-Cummings
2-13	@ Dallas	L	96-103	32-15	17,907	22-Cummings	11-Robinson
2-14	BOSTON	L	95-106	32-16	15,910	32-Robinson	11-Robinson
2-16	UTAH	W	109-86	33-16	16,910	27-Cummings	11-Cummings
2-17	@ Houston	W	104-102	34-16	16,611	22-Cummings	7-Cummings/Robinson
2-20	LOS ANGELES	L	114-115	34-17	15,910	30-Cummings	16-Robinson
2-23	MINNESOTA	L	105-95	35-17	15,910	24-Robinson	12-Robinson
2-25	@ LA Clippers	W	107-106	36-17	11,041	26-Robinson	14-Robinson
2-26	@ Sacramento	W	106-94	37-17	17,014	24-Cummings	9-Robinson
2-28	@ Golden State	L	135-144	37-18	15,025	38-Robinson	24-Cummings
MARCH RECORD: 11-5 (HOME: 7-2, ROAD: 4-3)							
3-2	GOLDEN STATE	W	131-115	38-18	15,910	41-Robinson	17-Robinson
3-3	@ Utah	L	98-112	38-19	12,616	29-Cummings	12-Robinson
3-5	HOUSTON	L	105-109	38-20	15,345	29-Robinson	9-Robinson
3-10	DENVER	W	118-111	39-20	15,910	29-Robinson	12-Cummings
3-12	@ Minnesota	W	92-88	40-20	10,834	21-Robinson	10-Cummings
3-13	@ Indiana	W	103-102	41-20	11,659	26-Robinson	15-Robinson
3-15	@ Detroit	L	98-110	41-21	21,454	25-Cummings	13-Robinson
3-17	MIAMI	W	111-98	42-21	15,910	28-Cummings	12-Cummings
3-19	@ Phoenix	W	113-102	43-21	14,487	35-Robinson	14-Robinson
3-20	@ Seattle	W	128-106	44-21	14,541	39-Robinson	11-Robinson
3-22	PORTLAND	W	107-106	45-21	15,561	29-Robinson	19-Robinson
3-24	DETROIT	W	105-98	46-21	15,910	40-Cummings	9-Robinson
3-26	@ Houston	L	95-113	46-22	16,611	24-Robinson	12-Robinson
3-27	SEATTLE	W	115-102	47-22	14,345	31-Cummings	12-Robinson
3-29	DALLAS	L	105-109	47-23	15,335	33-Robinson	10-Strickland
3-31	MILWAUKEE	W	107-100	48-23	15,910	24-Cummings	11-Cummings/Robinson
APRIL RECORD: 8-3 (HOME: 4-1, ROAD: 4-2)							
4-1	MINNESOTA	L	90-92	48-24	12,508	24-Anderson	13-Robinson
4-4	@ Dallas	L	98-104	48-25	17,007	32-Robinson	12-Robinson
4-7	@ Sacramento	W	111-93	49-25	17,014	25-Cummings	10-Robinson
4-8	@ Portland	L	105-112	49-26	12,884	36-Robinson	19-Robinson
4-10	@ Golden State	W	132-122	50-26	15,025	36-Robinson	12-Robinson
4-12	LA CLIPPERS	W	105-98	51-26	15,910	32-Robinson	13-Robinson
4-14	SACRAMENTO	W	105-94	52-26	15,910	25-Cummings	8-Robinson
4-16	@ Charlotte	W	110-101	53-26	23,901	28-Anderson	12-Robinson
4-18	UTAH	W	102-93	54-26	15,910	26-Robinson	16-Robinson
4-20	@ Denver	W	112-98	55-26	17,022	27-Robinson	12-Cummings
4-22	PHOENIX	W	108-93	56-26	15,910	27-Cummings	18-Robinson

1990-91 SPURS

RECORD

55-27 (33-8 home; 22-19 road)
First in Midwest Division

PLAYOFFS

Lost to Golden St., First Round, 3-1

HONORS

David Robinson, NBA Rebounding Title
David Robinson, IBM Award
David Robinson, All-NBA First Team
David Robinson, All-Defensive First Team
David Robinson, NBA All-Star

SPURS LEADERS

Scoring: David Robinson 25.6 ppg
Rebounding: David Robinson 13.0 rpg
Assists: Rod Strickland 8.0 apg

HEAD COACH: Larry Brown

ASSISTANTS: Gregg Popovich & R.C. Buford



Rod Strickland

1990-91 SEASON NOTES

- During the off-season the Spurs picked up Paul Pressey and Sidney Green via trades and Dwayne Schintzius, Tony Massenburg and Sean Higgins in the 1990 Draft.
- David Robinson was the top voter-getter in the Western Conference and earned the starting center spot in the 1991 NBA All-Star Game...Robinson led the NBA in rebounding, becoming the first Spur ever to capture an NBA Rebounding Title.
- The Spurs 55-27 record could have been better, but guard Rod Strickland missed 21 games after breaking his hand in a fight and in the 21 games he missed the Spurs were just 10-11.
- The Spurs got win number 1,000 in franchise history of 2/26 with a 102-101 win in overtime over Portland.
- Terry Cummings scored his 15,000th point on 4/5 at Chicago.

1990-1991 SPURS FINAL STATISTICS (55-27)

PLAYER	G	GS	MIN	2-POINT		3-POINT		FTM-FTA			REBOUNDING			SCORING					
				FGM-FGA	PCT.	FGM-FGA	PCT.	FTM-FTA	PCT.	OFF	DEF	TOT	AST	PF-DQ	STL	TO	BLK	PTS	AVG.
Robinson	82	81	3095	754-1366	.552	1-7	.143	592-777	.762	335	728	1063	208	264-5	127	270	320	2101	25.6
Cummings	67	62	2195	503-1039	.484	7-33	.212	164-240	.683	194	327	521	157	225-5	61	131	30	1177	17.6
Elliott	82	82	3044	478-976	.490	20-64	.313	325-402	.808	142	314	456	238	190-2	69	147	33	1301	15.9
Anderson	75	75	2592	453-991	.457	7-35	.200	170-213	.798	68	283	351	358	226-4	79	167	46	1083	14.4
Strickland	58	56	2076	314-651	.482	11-33	.333	161-211	.763	57	162	219	463	125-0	117	156	11	800	13.8
Williams	22	0	354	61-127	.480	14-26	.538	35-41	.854	17	42	59	46	64-2	20	36	11	171	7.8
Pressey	70	18	1683	201-426	.472	16-57	.281	110-133	.827	50	126	176	271	174-1	63	130	32	528	7.5
Green	66	7	1099	177-384	.461	0-3	.000	89-105	.848	98	215	313	52	172-0	32	89	13	443	6.7
Wingate	25	0	563	53-138	.384	1-9	.111	29-41	.707	24	51	75	46	66-0	19	42	5	136	5.4
Lett	7	0	90	14-29	.483	0-1	.000	6-9	.667	1	6	7	7	9-0	2	8	1	34	4.9
Johnson (SA)	47	10	742	101-209	.483	1-5	.200	35-55	.691	13	43	56	153	40-0	33	47	2	241	5.1
Higgins	50	0	464	97-212	.458	3-19	.158	28-33	.848	18	45	63	35	53-0	8	49	1	225	4.5
Greenwood	63	11	1018	85-169	.503	0-2	.000	69-94	.734	61	160	221	52	172-3	29	71	25	139	3.8
Schintzius	42	7	398	68-155	.439	0-2	.000	22-40	.550	28	93	121	17	64-0	2	34	29	158	3.8
Myers	8	1	103	10-23	.435	0-1	.000	9-11	.818	2	16	18	14	14-0	3	14	3	29	3.6
Dinkins	10	0	144	13-33	.394	0-0	—	8-9	.889	0	11	11	19	12-0	2	13	0	34	3.4
Massenburg	35	0	161	27-60	.450	0-0	—	28-45	.622	23	35	58	4	26-0	4	13	9	82	2.3
Spurs	82	82	19830	3409-6988	.488	81-297	.273	1853-2459	.766	1131	2657	3788	2140	1896-22	670	1445	571	8782	107.1
Opponents	82	82	19830	3265-7289	.448	218-704	.310	1664-2187	.761	1122	2270	3392	1928	2008-31	801	1260	437	8412	102.6

1990-91 SPURS

1990-91 SPURS GAME-BY-GAME 55-27 (FIRST IN MIDWEST DIVISION)

DATE	OPPONENT	W-L	SCORE	REC.	ATT.	HI-SCORER	HI-REBOUNDER
NOVEMBER RECORD: 8-4 (HOME: 5-0, ROAD: 3-4)							
11-3	LA LAKERS	W	110-99	1-0	15,908	31-Cummings	8-Cummings
11-7	DENVER	W	161-153	2-0	15,908	43-Robinson	9-Robinson
11-8	@ Utah	L	94-103	2-1	12,616	25-Cummings	10-Robinson
11-10	HOUSTON	W	111-110	3-1	15,908	32-Robinson	9-Cummings
11-13	@ Golden State	L	128-129	3-2	15,025	32-Robinson	18-Robinson
11-15	@ Sacramento	W	123-93	4-2	17,014	22-Cummings	9-Elliott
11-17	PHOENIX	W	128-114	5-2	15,908	40-Robinson	14-Robinson
11-21	MINNESOTA	W	114-100	6-2	15,908	30-Robinson	12-Cummings
11-23	@ Dallas	W	107-104	7-2	17,007	32-Robinson	13-Robinson
11-25	@ Portland	L	103-117	7-3	12,854	26-Robinson	12-Robinson
11-27	@ Seattle	W	124-111	8-3	13,293	27-Elliott	12-Robinson
11-28	@ LA Lakers	L	89-97	8-4	17,210	19-Cummings	15-Robinson
DECEMBER RECORD: 11-2 (HOME: 8-2, ROAD: 6-0)							
12-1	DALLAS	W	109-97	9-4	15,908	23-Robinson	13-Robinson
12-5	ATLANTA	L	108-110	9-5	15,908	30-Cummings	8-Robinson
12-8	BOSTON	W	102-96	10-5	15,908	27-Robinson/Anderson	17-Robinson
12-11	@ Detroit	W	95-86	11-5	21,454	27-Robinson	16-Robinson
12-12	@ Charlotte	W	92-91	12-5	22,501	24-Robinson	17-Robinson
12-14	@ Cleveland	W	116-100	13-5	16,624	24-Robinson	18-Cummings
12-15	@ Minnesota	W	90-74	14-5	19,006	26-Robinson	17-Robinson
12-18	@ Houston	W	96-95	15-5	16,611	23-Elliott	13-Robinson
12-19	DENVER	W	144-109	16-5	15,908	18-Elliott	10-Elliott
12-21	@ Phoenix	W	132-128	17-5	14,487	34-Robinson	15-Robinson
12-22	MILWAUKEE	L	98-114	17-6	15,908	25-Robinson	8-Robinson
12-26	MIAMI	W	111-97	18-6	15,916	24-Anderson	18-Robinson
12-28	SACRAMENTO	W	104-88	19-6	15,908	27-Robinson	14-Robinson
JANUARY RECORD: 12-5 (HOME: 8-1, ROAD: 4-4)							
1-2	@ Indiana	L	109-121	19-7	12,002	22-Robinson	11-Robinson
1-4	@ New Jersey	W	93-89	20-7	16,044	26-Robinson	21-Robinson
1-5	@ Orlando	W	107-90	21-7	15,077	27-Anderson	13-Robinson
1-7	@ Philadelphia	W	111-102	22-7	18,168	31-Robinson	16-Robinson
1-8	@ Atlanta	L	98-109	22-8	12,906	35-Robinson	16-Robinson
1-10	ORLANDO	W	117-111	23-8	15,908	43-Robinson	12-Robinson
1-12	UTAH	W	112-92	24-8	15,908	22-Robinson	18-Robinson
1-15	@ Utah	L	102-124	24-9	12,616	26-Robinson	9-Robinson
1-16	DALLAS	W	100-94	25-9	15,908	30-Robinson	11-Cummings
1-18	CHARLOTTE	L	110-117	25-10	15,908	26-Robinson	16-Robinson
1-19	@ Denver	W	117-108	26-10	13,851	28-Robinson	19-Robinson
1-22	LA CLIPPERS	W	105-100	27-10	15,845	30-Robinson	14-Robinson
1-24	CLEVELAND	W	111-103	28-10	15,908	30-Robinson	13-Robinson
1-26	MINNESOTA	W	112-105	29-10	15,908	26-Cummings	14-Robinson/Cummings
1-28	SEATTLE	W	119-107	30-10	15,908	28-Anderson	11-Robinson
1-29	@ Houston	L	89-91	30-11	15,980	22-Higgins	17-Robinson
1-31	CHICAGO	W	106-102	31-11	15,908	31-Robinson	17-Robinson
FEBRUARY RECORD: 4-7 (HOME: 3-3, ROAD: 1-4)							
2-3	HOUSTON	L	94-100	31-12	15,808	24-Robinson	11-Robinson
2-5	GOLDEN STATE	L	106-112	31-13	15,908	21-Robinson/Anderson	14-Robinson
2-7	INDIANA	W	118-108	32-13	15,908	35-Robinson	15-Robinson
2-12	WASHINGTON	W	102-92	33-13	15,908	22-Anderson	13-Green
2-14	PHOENIX	L	97-106	33-14	15,908	21-Johnson	15-Robinson
2-16	@ Dallas	L	94-96	33-15	17,007	34-Robinson	19-Robinson
2-18	@ Utah	L	81-104	33-16	12,616	26-Robinson	11-Schirtzhus
2-22	@ LA Clippers	L	101-107	33-17	14,818	28-Elliott	14-Cummings
2-24	@ Portland	W	95-88	34-17	12,854	25-Anderson	12-Robinson
2-26	PORTLAND	W	102-101	35-17	15,908	25-Robinson/Elliott	21-Robinson
2-28	@ New York	L	93-100	35-18	15,002	23-Robinson	9-Green/Anderson
MARCH RECORD: 11-8 (HOME: 8-1, ROAD: 3-5)							
3-1	@ Boston	L	98-108	35-19	14,899	25-Cummings	12-Robinson
3-3	@ Washington	W	107-85	36-19	17,902	26-Robinson	13-Robinson
3-5	PHILADELPHIA	W	104-99	37-19	15,908	33-Robinson	16-Robinson
3-7	NEW JERSEY	L	111-99	38-19	15,908	25-Cummings	20-Robinson
3-9	SEATTLE	W	112-99	39-19	15,908	30-Robinson	10-Robinson
3-11	UTAH	W	105-96	40-19	15,908	33-Robinson	8-Anderson/Green
3-13	@ LA Clippers	L	93-97	40-20	11,907	27-Anderson	9-Massenburg
3-14	@ Golden State	W	101-99	41-20	15,025	29-Robinson	17-Robinson
3-16	@ Sacramento	L	85-92	41-21	17,014	25-Robinson	19-Robinson
3-17	@ LA Lakers	L	91-98	41-22	17,505	37-Robinson	10-Cummings
3-19	SACRAMENTO	W	104-101	42-22	15,908	30-Robinson	15-Robinson
3-21	@ Orlando	L	102-105	42-23	15,077	27-Cummings	18-Robinson
3-22	@ Miami	W	97-90	43-23	15,008	28-Robinson	6-Robinson/Elliott
3-24	DETROIT	W	85-78	44-23	15,908	25-Robinson	12-Robinson
3-26	NEW YORK	W	129-119	45-23	15,908	34-Elliott	11-Cummings
3-28	ORLANDO	W	119-95	46-23	15,908	21-Elliott/Cummings	9-Robinson/Cummings
3-30	DENVER	W	130-116	47-23	15,908	31-Robinson	11-Robinson
APRIL RECORD: 8-4 (HOME: 3-2, ROAD: 5-2)							
4-2	LA LAKERS	L	115-122	47-24	15,908	36-Robinson	23-Robinson
4-4	@ Milwaukee	W	105-101	48-24	17,153	35-Robinson	13-Robinson
4-5	@ Chicago	W	110-107	49-24	18,578	25-Elliott	13-Robinson
4-7	@ Minnesota	W	92-87	50-24	19,006	29-Robinson	18-Robinson
4-8	GOLDEN STATE	W	115-105	51-24	15,908	26-Elliott	13-Robinson
4-10	PORTLAND	L	100-105	51-25	15,908	27-Robinson	16-Robinson
4-12	@ Seattle	L	99-100	51-26	13,340	24-Robinson	13-Robinson
4-14	@ Phoenix	W	109-101	52-26	14,487	25-Anderson	15-Robinson
4-16	LA CLIPPERS	W	128-98	53-26	15,908	34-Robinson	11-Robinson
4-18	@ Houston	W	102-95	54-26	16,511	21-Cummings	8-Robinson/Green
4-19	@ Denver	L	122-125	54-27	12,596	27-Robinson	13-Robinson
4-21	DALLAS	W	135-101	55-27	15,908	19-Massenburg	14-Cummings

1991-92 SPURS

RECORD

47-35 (31-10 home; 16-25 road)
Second in Midwest Division

HONORS

David Robinson, NBA Defensive Player of the Year
David Robinson, NBA Blocked Shots Title
David Robinson, All-NBA First Team
David Robinson, All-Defensive First Team
David Robinson, NBA All-Star

PLAYOFFS

Lost to Phoenix, First Round, 3-0

SPURS LEADERS

Scoring: David Robinson 23.2 ppg
Rebounding: David Robinson 12.2 rpg
Assists: Rod Strickland 8.6 apg

HEAD COACH: Larry Brown/Bob Bass

ASSISTANTS: Gregg Popovich
& R.C. Buford



David Robinson

1991-92 SEASON NOTES

- The Spurs obtained forward Antoine Carr from the Kings on 9/23 in exchange for Dwayne Schintzius...in December the Spurs signed a pair of free agents - Donald Royal and Vinnie Johnson - and waived two popular players - Avery Johnson and Jud Buechler.
- After missing the first six weeks of the season due to a contract dispute, Rod Strickland joined the Spurs on 12/23.
- Following a rough stretch in December and January, Vice President of Basketball Operations Bob Bass replaced Larry Brown as Head Coach.
- On 3/31, in just his third season with the Spurs, David Robinson passed George Gervin and became the Spurs all-time career leader in blocked shots.
- The Spurs season came to a grinding halt when David Robinson went down with a torn ligament in his left thumb...Robinson underwent surgery on 4/1 and missed the final 14 games of the season...with Robinson and Willie Anderson out of the line-up the Spurs were swept by the Suns in the First Round of the playoffs.

1991-1992 SPURS FINAL STATISTICS (47-35)

PLAYER	GP	MIN	2-POINT		3-POINT			REBOUNDING			SCORING				PTS	AVG		
			FG-FGA	PCT	FG-FGA	PCT	FT-FTA	PCT	OFF	DEF	TOT	AST	PF-DQ	STL			TO	BLK
Robinson	68	2564	592-1074	.551	1-8	.125	393-561	.701	261	568	829	181	219-2	158	182	305	1578	23.2
Cummings	70	2149	514-1053	.488	5-13	.385	177-249	.711	247	384	631	102	210-4	58	115	34	1210	17.3
Elliott	82	3120	514-1040	.494	25-82	.305	285-331	.861	143	296	439	214	149-0	84	152	29	1338	16.3
Strickland	57	2053	300-650	.455	5-15	.333	182-265	.687	92	173	265	491	122-0	118	160	17	787	13.8
Anderson	57	1889	312-685	.455	13-56	.232	107-138	.775	62	138	300	302	151-2	54	140	51	744	13.1
Carr	81	1867	359-732	.490	1-5	.200	162-212	.764	126	218	346	63	264-5	32	114	96	881	10.9
V. Johnson	60	1350	202-499	.405	19-60	.317	55-85	.647	67	115	182	145	93-0	41	74	14	478	8.0
A. Johnson	20	463	55-108	.509	1-5	.200	24-32	.750	5	30	35	100	43-1	21	45	3	135	6.8
Tucker (SA)	24	415	60-129	.465	19-48	.396	16-20	.800	8	29	37	27	39-0	21	14	3	155	6.5
Garrick	19	374	44-93	.473	0-1	.000	10-16	.625	8	33	41	63	33-0	21	30	1	98	5.2
Green	80	1127	147-344	.427	0-0	—	73-89	.820	92	250	342	36	148-0	29	62	11	367	4.6
Royal	60	718	80-178	.449	0-0	—	92-133	.692	65	59	124	34	73-0	25	39	7	252	4.2
Sutton	67	601	93-240	.388	26-89	.292	34-45	.756	6	41	47	91	111-0	26	70	9	246	3.7
Buechler	11	140	15-30	.500	0-0	.000	3-9	.333	6	16	22	11	18-0	8	5	3	33	3.0
Pressey	56	750	60-161	.373	3-21	.143	28-41	.683	22	73	95	142	86-0	29	64	19	151	2.7
Higgins	6	36	4-15	.267	0-1	.000	7-7	1.000	2	6	8	4	6-0	2	4	0	15	2.5
Massenburg	1	9	1-5	.200	0-0	—	0-0	—	0	0	0	0	0-0	0	0	0	2	2.0
Wiley	3	13	3-5	.600	0-0	—	0-0	—	0	1	1	1	3-0	0	0	0	6	2.0
Copa	33	132	22-40	.550	0-0	—	4-13	.308	14	22	36	3	29-0	2	8	6	48	1.5
Bardo	1	1	0-0	—	0-0	—	0-0	—	1	0	1	0	0-0	0	0	0	0	0.0
Spurs	82	19780	3377-7090	.476	118-404	.292	1652-2246	.736	1229	2552	3781	2010	1799-14	729	1308	608	8524	104.0
Opponents	82	19780	3211-7098	.452	243-700	.347	1587-2061	.770	1103	1362	3465	1882	1810-14	753	1252	463	8252	100.6

1991-92 SPURS

1991-92 SPURS GAME-BY-GAME 47-35 (SECOND IN MIDWEST DIVISION)

DATE	OPPONENT	W-L	SCORE	REC.	ATT.	HI-SCORER	HI-REBOUNDER
NOVEMBER RECORD: 10-3 (HOME: 8-0, ROAD: 2-3)							
11-1	DALLAS	W	104-99	1-0	16,057	24-Robinson	16-Cummings
11-3	@ Seattle	W	106-98	2-0	16,064	35-Robinson	7-Robinson
11-5	@ Denver	L	96-97	2-1	15,976	23-Carr	15-Robinson
11-6	PORTLAND	W	119-93	3-1	16,057	28-Elliott	10-Robinson
11-8	CLEVELAND	W	107-101	4-1	16,097	31-Robinson	11-Robinson
11-13	LA CLIPPERS	W	107-93	5-1	16,057	24-Robinson	11-Elliott
11-16	NEW YORK	W	106-89	6-1	16,057	18-Cummings	9-Robinson
11-20	MINNESOTA	W	113-106	7-1	16,097	22-Robinson	11-Cummings
11-22	@ LA Lakers	L	99-98	7-2	17,505	25-Anderson	20-Robinson
11-24	@ Portland	L	111-116	7-3	12,888	25-Robinson	20-Robinson
11-27	NEW JERSEY	W	106-100	8-3	16,057	31-Robinson	16-Robinson
11-29	@ Atlanta	W	88-85	9-3	14,630	20-Robinson	13-Robinson
11-30	SEATTLE	W	119-101	10-3	16,057	23-Robinson	16-Robinson
DECEMBER RECORD: 8-10 (HOME: 4-4, ROAD: 5-7)							
12-3	@ Sacramento	L	94-09	10-4	17,014	30-Robinson	24-Robinson
12-4	@ LA Clippers	L	81-92	10-5	11,393	24-Elliott	15-Robinson
12-6	UTAH	L	92-98	10-6	16,057	31-Robinson	17-Robinson
12-8	@ Milwaukee	L	82-102	10-7	14,581	19-Robinson	9-Robinson
12-10	@ Indiana	L	102-109	10-8	11,223	22-Anderson	15-Green
12-11	@ Minnesota	W	98-85	11-8	18,247	35-Robinson	14-Robinson
12-13	PHOENIX	L	107-112	11-9	16,057	32-Elliott	15-Robinson
12-14	@ Houston	W	107-100	12-9	16,027	21-Carr	14-Robinson
12-17	@ Dallas	W	98-87	13-9	15,125	22-Robinson	12-Robinson/Anderson
12-18	WASHINGTON	L	93-96	13-10	16,057	25-Elliott	25-Robinson
12-20	@ Phoenix	L	91-116	13-11	14,496	20-Robinson	16-Robinson
12-23	SACRAMENTO	W	101-90	14-11	16,057	23-Elliott	17-Robinson
12-26	@ New York	W	118-90	15-11	17,761	31-Robinson	11-Robinson/Cummings
12-27	@ Cleveland	L	97-103	15-12	20,273	16-Strickland	9-Robinson
12-29	@ Orlando	W	96-87	16-12	15,151	25-Robinson	16-Robinson
12-30	@ Washington	L	84-94	16-13	16,430	25-Robinson	12-Robinson
JANUARY RECORD: 10-5 (HOME: 6-2, ROAD: 4-3)							
1-4	HOUSTON	L	115-112	16-14	16,057	32-Elliott	17-Elliott
1-5	DETROIT	W	100-90	17-14	16,037	20-Robinson	11-Anderson
1-8	LA LAKERS	W	103-87	18-14	16,057	22-Robinson	11-Robinson
1-10	@ Golden State	W	128-120	19-14	15,925	36-Anderson	11-Robinson
1-11	@ Denver	W	96-85	20-14	17,022	22-Strickland	9-Cummings
1-14	GOLDEN STATE	L	123-124	20-15	16,057	35-Anderson	12-Robinson
1-16	@ Minnesota	W	125-111	21-15	18,874	23-Cummings	11-Robinson/Cummings
1-17	@ Chicago	L	95-102	21-16	18,674	20-Robinson	14-Robinson
1-19	@ Boston	L	89-98	21-17	14,890	21-Robinson	9-Robinson
1-21	LA CLIPPERS	W	114-110	22-17	16,057	17-Rob/Cummings	11-Robinson
1-22	@ Utah	L	98-100	22-18	19,911	23-Anderson	11-Robinson
1-24	MILWAUKEE	W	115-86	23-18	16,057	23-Robinson	13-Cummings
1-28	CHICAGO	W	109-104	24-18	16,097	30-Cummings	13-Robinson
1-29	@ Dallas	W	108-93	25-18	15,218	21-Anderson	13-Robinson
1-31	MINNESOTA	W	103-101	26-18	16,097	32-Robinson	14-Robinson
FEBRUARY RECORD: 8-5 (HOME: 7-1, ROAD: 1-4)							
2-4	PORTLAND	W	95-88	27-18	16,057	23-Robinson	16-Cummings
2-6	INDIANA	L	106-117	27-19	16,057	28-Strickland	8-Green
2-11	BOSTON	W	100-84	28-19	16,057	23-Robinson	15-Robinson
2-13	@ Golden State	L	94-109	28-20	15,025	18-Cummings/Anderson	16-Robinson
2-14	@ Seattle	L	91-105	28-21	12,126	21-Robinson	12-Robinson
2-16	@ Sacramento	W	112-106	29-21	17,014	23-Elliott	12-Cummings
2-17	@ LA Clippers	W	110-124	29-22	14,404	30-Cummings	17-Cummings
2-19	MINNESOTA	W	113-103	30-22	16,057	39-Robinson	16-Robinson
2-21	PHILADELPHIA	W	100-90	31-22	16,057	35-Robinson	12-Robinson
2-23	@ Houston	L	83-90	31-23	16,057	16-Robinson	10-Robinson
2-25	MIAMI	W	123-101	32-23	16,037	26-Robinson	10-Cummings
2-27	GOLDEN STATE	W	124-103	33-23	16,057	37-Robinson	24-Robinson
2-29	DENVER	W	115-112	34-23	16,097	34-Robinson	9-Robinson
MARCH RECORD: 8-7 (HOME: 6-1, ROAD: 2-6)							
3-3	@ Minnesota	W	103-102	35-23	18,707	25-Robinson	11-Robinson
3-4	@ Utah	L	93-102	35-24	19,911	28-Robinson	18-Robinson
3-7	PHOENIX	W	122-109	36-24	16,057	23-Robinson	8-Robinson
3-8	@ Dallas	W	93-81	37-24	16,325	18-Robinson	13-Robinson
3-10	ATLANTA	W	103-92	38-24	16,057	22-Cummings	13-Cummings
3-12	HOUSTON	W	104-98	39-24	16,057	31-Cummings	11-Cummings
3-14	UTAH	W	113-106	40-24	16,057	27-Robinson	12-Robinson
3-16	CHARLOTTE	L	112-117	40-25	16,057	31-Robinson	12-Robinson
3-18	SACRAMENTO	W	118-89	41-25	16,057	26-Elliott	15-Robinson
3-21	SEATTLE	W	101-96	42-25	16,057	22-Robinson	14-Robinson
3-23	@ Philadelphia	L	92-106	42-26	15,242	30-Robinson	15-Robinson
3-25	@ Charlotte	L	108-113	42-27	23,698	34-Cummings	15-Cummings
3-27	@ Miami	L	101-118	42-28	15,909	26-Cummings	14-Cummings
3-29	@ Detroit	L	103-107	42-29	21,454	26-Cummings	16-Cummings
3-30	@ New Jersey	L	109-117	42-30	16,756	32-Cummings	16-Cummings
APRIL RECORD: 5-5 (HOME: 3-3, ROAD: 2-2)							
4-1	LA LAKERS	W	104-86	43-30	16,057	35-Cummings	14-Cummings
4-3	ORLANDO	L	106-113	43-31	16,057	30-Carr	24-Cummings
4-5	@ Denver	W	99-87	44-31	13,317	24-Cummings	11-Elliott
4-7	HOUSTON	W	92-96	44-32	16,057	22-Cummings	11-Cummings
4-9	@ LA Lakers	W	102-94	45-32	16,948	33-Elliott	12-Cummings
4-12	@ Portland	L	97-123	45-33	12,888	22-Elliott	12-Cummings
4-14	DALLAS	W	120-108	46-33	16,057	26-Elliott	12-Cummings
4-16	@ Phoenix	W	101-121	46-34	14,496	20-Elliott	10-Cummings
4-17	DENVER	L	108-94	47-34	16,057	34-Cummings	11-Cummings
4-19	UTAH	L	90-101	47-35	16,057	21-Cummings	9-Cummings

1992-93 SPURS

RECORD

49-33 (31-10 home; 18-23 road)
Second in Midwest Division

PLAYOFFS

Defeated Portland, First Round, 3-1
Lost to Phoenix, Western Conference
Semifinals, 4-2

HONORS

David Robinson, All-NBA Third Team
David Robinson, NBA All-Defensive Second Team
David Robinson, NBA All-Star
Sean Elliott, NBA All-Star

SPURS LEADERS

Scoring: David Robinson 23.4 ppg
Rebounding: David Robinson 11.7 rpg
Assists: Avery Johnson 7.5 apg

HEAD COACH: Jerry Tarkanian
& John Lucas

ASSISTANTS: Rex Hughes, Ron Adams,
Tom Thibodeau & George Gerwin



Sean Elliott

1992-93 SEASON NOTES

- Under new Head Coach Jerry Tarkanian the Spurs started the season 1-4...the Tarkanian era didn't last long...on 12/18 - with the team posting a 9-11 record - Tark was fired...24 hours later he was replaced by John Lucas...the team responded by winning 24 of their next 28 after the coaching change.
- The Spurs also made some changes on the court...point guard Avery Johnson was signed as a free agent on 11/19 and on 12/9 the Spurs obtained J.R. Reid from Charlotte in exchange for Sidney Green and a first round draft choice...other new faces included Dale Ellis and Lloyd Daniels.
- Both David Robinson and Sean Elliott represented the Spurs in the 1993 All-Star Game.
- The Spurs closed a part of their history-books on 5/20 when they fell to the Suns 102-100 in Game Six of the Western Conference Semifinals...the game was the last one the Spurs would ever play in the HemisFair Arena, their home since they moved to San Antonio in the summer of 1973.

1992-1993 SPURS FINAL STATISTICS (49-33)

PLAYER	GP	MIN	2-POINT		3-POINT		REBOUNDING			SCORING								
			FG-FGA	PCT	FG-FGA	PCT	FT-FTA	PCT	OFF	DEF	TOT	AST	PF-DQ	STL	TO	BLK	PTS	AVG
Robinson	82	3211	676-1348	501	3-17	.176	561-766	.732	229	727	956	301	239-5	127	241	264	1916	23.4
Elliott	70	2604	451-918	491	37-104	.356	268-337	.795	85	237	322	265	132-1	68	152	28	1207	17.2
Ellis	82	2731	545-1092	499	119-297	.401	157-197	.797	81	231	312	107	179-0	78	111	18	1366	16.7
Carr	71	1947	379-705	538	0-5	.000	174-224	.777	107	281	388	97	264-5	35	96	87	932	13.1
Reid	66	1592	241-497	485	0-4	.000	171-222	.770	100	286	386	56	217-2	36	101	26	653	9.9
Daniels	77	1573	285-644	443	59-177	.333	72-99	.727	86	130	216	148	144-0	38	102	30	701	9.1
Johnson	75	2030	256-510	502	0-8	.000	144-182	.791	20	126	146	561	141-0	85	145	16	656	8.7
Del Negro	73	1526	218-430	507	6-24	.250	101-117	.863	19	144	163	291	146-0	44	92	1	543	7.4
Anderson	38	560	80-186	430	1-8	.125	22-28	.786	7	50	57	79	32-0	14	44	6	183	4.8
Mack	40	267	47-115	398	3-22	.136	45-58	.776	18	30	48	15	44-0	14	22	5	142	3.6
Green	15	202	20-49	408	0-0	—	13-15	.867	18	53	71	19	21-1	5	12	3	53	3.5
Cummings	8	76	11-29	279	0-0	—	5-10	.500	6	13	19	4	17-0	1	2	1	27	3.4
Wood	64	598	52-117	444	5-21	.238	46-55	.836	38	59	97	34	93-1	13	29	12	155	2.4
Othick	4	39	3-5	600	2-4	.500	0-2	.000	1	1	2	7	7-0	1	4	0	8	2.0
Bedford	16	66	9-27	333	1-1	1.000	6-12	.500	1	9	10	0	15-0	0	1	1	25	1.6
Smith	66	833	38-87	437	0-0	—	9-22	.409	103	165	268	28	133-2	23	39	16	85	1.3
SPURS	82	19855	3311-6762	490	236-692	.341	1794-2346	.765	919	2542	3461	2012	1844-17	582	1227	514	6652	105.5
OPPONENTS	82	19855	3290-7177	458	270-747	.361	1583-2051	.722	1082	2388	3470	1905	1996-33	655	1131	373	8433	102.8

1992-93 SPURS

1992-93 SPURS GAME-BY-GAME 49-33 (SECOND IN MIDWEST DIVISION)

DATE	OPPONENT	W-L	SCORE	REC.	ATT.	HI-SCORER	HI-REBOUNDER
NOVEMBER RECORD:							
11-6	@ Sacramento	L	105-114	0-1	17,317	29-Elliott	9-Carr
11-7	@ Denver	L	121-123 (2OT)	0-2	17,022	30-Robinson	11-Robinson/Elliott
11-10	MILWAUKEE	W	104-98	1-2	16,057	29-Robinson	9-Robinson
11-12	ATLANTA	L	97-104	1-3	16,057	20-Robinson	12-Green
11-14	HOUSTON	L	87-93	1-4	16,057	26-Robinson	19-Robinson
11-17	CLEVELAND	W	106-93	2-4	16,057	20-Ellis	13-Robinson
11-18	DALLAS	W	123-95	3-4	16,057	26-Elliott	9-Carr
11-21	@ Houston	L	100-103	3-5	12,278	18-Carr	13-Robinson
11-24	@ Portland	L	91-95	3-6	12,888	24-Carr	14-Robinson
11-25	@ Utah	W	128-102	4-6	19,911	25-Robinson	10-Carr
11-28	SEATTLE	W	104-97	5-6	16,057	42-Robinson	10-Robinson
DECEMBER RECORD:							
12-1	@ Washington	L	106-119	5-7	15,642	28-Robinson	12-Robinson
12-2	@ Philadelphia	W	98-82	6-7	12,731	27-Robinson	21-Robinson
12-4	@ New Jersey	L	103-108(OT)	6-8	15,098	23-Robinson	13-Robinson
12-5	@ Atlanta	L	105-113	6-9	11,801	22-Carr	11-Carr
12-8	UTAH	W	121-103	7-9	16,057	32-Elliott	18-Robinson
12-10	MIAMI	W	101-91	8-9	16,057	26-Robinson	10-Robinson
12-12	@ Dallas	W	111-81	9-9	15,907	22-Robinson	15-Reid
12-15	LA LAKERS	L	101-107	9-10	16,057	28-Robinson	14-Robinson
12-17	@ Houston	L	109-121	9-11	13,706	24-Ellis	12-Robinson
12-18	DALLAS	W	122-101	10-11	16,075	11-Elliott	12-Smith
12-22	DENVER	W	113-108	11-11	16,057	23-Elliott/Ellis	18-Robinson
12-25	@ LA Clippers	W	103-94	12-11	13,780	32-Elliott	12-Robinson
12-26	@ LA Lakers	W	104-92	13-11	17,505	27-Elliott/Ellis	11-Robinson
12-28	GOLDEN STATE	L	103-106	13-12	15,057	22-Robinson	12-Robinson
12-30	@ Denver	W	114-94	14-12	17,022	29-Robinson	11-Robinson/Reid
JANUARY RECORD:							
1-3	PHOENIX	W	114-113 (OT)	15-12	16,057	33-Robinson	11-Robinson
1-5	@ Utah	L	87-113	15-13	19,911	21-Carr	9-Robinson
1-7	UTAH	W	109-89	16-13	16,057	33-Ellis	11-Carr
1-9	PORTLAND	W	108-93	17-13	16,057	32-Robinson	10-Robinson
1-11	@ Detroit	W	108-91	18-13	21,454	23-Ellis	14-Robinson
1-13	@ Minnesota	W	89-81	19-13	17,852	18-Ellis	19-Robinson
1-14	@ Milwaukee	W	108-93	20-13	13,854	26-Ellis	16-Robinson
1-16	CHARLOTTE	W	124-111	21-13	16,057	52-Robinson	14-Robinson
1-19	DENVER	W	121-110	22-13	16,057	29-Robinson	14-Robinson
1-22	DETROIT	W	123-109	23-13	16,057	25-Robinson	15-Robinson
1-24	CHICAGO	W	103-99	24-13	16,057	24-Robinson	13-Robinson
1-27	@ Seattle	W	119-99	25-13	14,651	24-Reid	15-Robinson
1-29	@ Phoenix	L	110-125	25-14	19,023	19-Elliott/Ellis	10-Robinson
1-30	SACRAMENTO	W	129-124	26-14	16,057	22-Robinson	12-Robinson
FEBRUARY RECORD:							
2-1	NEW JERSEY	W	111-93	27-14	18,057	24-Ellis	12-Robinson
2-4	INDIANA	W	133-115	28-14	16,057	22-Elliott	8-Robinson/Reid
2-6	MINNESOTA	W	104-95	29-14	16,057	23-Elliott	7-Robinson/Carr
2-9	LA CLIPPERS	W	112-97	30-14	16,057	25-Robinson	13-Robinson
2-11	WASHINGTON	W	105-95	31-14	16,057	23-Robinson	15-Robinson
2-13	BOSTON	W	98-85	32-14	16,057	25-Robinson	10-Robinson
2-15	@ LA Clippers	L	102-99	33-14	15,988	22-Robinson/Ellis	9-Carr
2-18	@ Golden State	L	112-133	33-15	15,925	27-Robinson	12-Robinson
2-18	PHILADELPHIA	W	103-98	34-15	16,057	24-Ellis	13-Robinson
2-23	PHOENIX	L	103-105	34-16	16,057	35-Robinson	11-Robinson
2-25	@ Charlotte	L	104-111	34-17	23,898	26-Daniels	12-Reid
2-26	@ Miami	L	86-93	34-18	15,008	17-Robinson	12-Robinson
2-28	@ Orlando	W	94-90	35-18	15,151	23-Robinson/Carr	16-Robinson
MARCH RECORD:							
3-2	@ Indiana	L	95-109	35-19	11,467	37-Robinson	12-Robinson
3-3	@ Boston	L	91-132	35-20	14,890	19-Reid	8-Robinson
3-5	@ Chicago	W	107-102	36-20	16,676	29-Ellis	11-Robinson
3-6	@ Minnesota	L	105-106	36-21	18,844	29-Reid	12-Reid
3-9	DALLAS	W	119-84	37-21	16,057	19-Ellis	9-Reid
3-13	PORTLAND	W	108-99	38-21	16,057	27-Carr	14-Robinson
3-15	LA LAKERS	L	87-92	38-22	16,057	26-Robinson	13-Robinson
3-17	@ LA Lakers	W	101-100	39-22	15,000	29-Robinson	7-Robinson
3-19	ORLANDO	W	96-93	40-22	16,057	30-Robinson	8-Carr
3-21	@ New York	L	96-115	40-23	19,763	18-Reid	10-Reid
3-23	@ Cleveland	L	90-127	40-24	20,273	25-Carr	9-Robinson
3-24	@ Minnesota	W	105-92	41-24	17,806	29-Robinson	11-Robinson
3-26	UTAH	L	98-102	41-25	16,057	21-Carr	16-Robinson
3-28	@ Dallas	W	114-107	42-25	17,316	31-Robinson	7-Robinson/Smith
3-30	SEATTLE	W	99-87	43-25	16,057	21-Robinson	9-Robinson
3-31	@ Utah	L	85-94	43-26	19,911	17-Robinson	12-Robinson
APRIL RECORD:							
4-2	MINNESOTA	W	108-101	44-26	16,057	33-Robinson	9-Carr
4-4	NEW YORK	L	103-108 (OT)	44-27	16,057	28-Robinson	10-Robinson
4-6	GOLDEN STATE	L	111-125	44-28	16,057	28-Robinson	9-Robinson
4-8	LA CLIPPERS	W	112-108	45-28	16,057	25-Ellis	14-Robinson
4-10	@ Houston	L	89-98	45-29	16,611	24-Robinson	11-Robinson
4-12	@ Sacramento	W	110-100	46-29	17,317	17-Elliott/Reid	14-Robinson
4-14	@ Golden State	W	96-93	47-29	15,925	33-Robinson	17-Robinson
4-16	SACRAMENTO	L	93-100	47-30	16,057	19-Robinson	12-Robinson
4-18	@ Portland	L	101-105	47-31	12,888	29-Robinson	7-Robinson
4-19	@ Seattle	L	89-96	47-32	14,520	17-Ellis	9-Robinson
4-22	DENVER	W	131-111	48-32	16,057	30-Ellis	11-Reid
4-24	@ Phoenix	L	91-99	48-33	15,989	24-Ellis/Robinson	10-Robinson
4-25	HOUSTON	W	118-117(OT)	49-33	16,057	25-Robinson	13-Robinson

1993-94 SPURS

RECORD

55-27 (32-9 home; 23-18 road)
Second in Midwest Division

PLAYOFFS

Lost to Utah, First Round, 3-1

HONORS

David Robinson, NBA Scoring Title
Dennis Rodman, NBA Rebounding Title
David Robinson, IBM Award
David Robinson, All-NBA Second Team
David Robinson, All-Defensive Second Team
Dennis Rodman, All-Defensive Second Team

SPURS LEADERS

Scoring: David Robinson 29.8 ppg
Rebounding: Dennis Rodman 17.3 rpg
Assists: David Robinson 4.8 apg

HEAD COACH: John Lucas

ASSISTANTS: Ron Adams,
Tom Thibodeau & George Gervin



Dennis Rodman

1993-94 SEASON NOTES

- The Spurs parted with a pair of popular players prior to the start of the season...Avery Johnson left the team as a free agent, signing with the Warriors, and Sean Elliott was traded to Detroit for Dennis Rodman.
- David Robinson and Dennis Rodman made NBA history, as for the first time in league history a pair of teammates led the NBA in scoring and rebounding respectively...Robinson captured the scoring title, averaging 29.8 ppg, while Rodman won his third straight rebounding title, averaging 17.3 rpg.
- On 3/19 at Sacramento, Dale Ellis made history as he became the first player in professional basket history to make 1,000 three-pointers.
- David Robinson ended the season with a bang...in the final game of the 1993-94 campaign he scored a Spurs franchise 71 points at the Clippers on 4/24...Robinson is just the fourth player in NBA history to score 70 or more points and his total was the highest since the 1978 season...thanks to the 71-point effort, Robinson edged out Shaquille O'Neal to claim his first NBA Scoring Title...Robinson also made history earlier in the season when he became just the fourth player ever to record a quadruple-double...Robinson posted his vs. Detroit on 2/17, finishing with 34 points, 10 rebounds, 10 blocks and 10 assists.


1993-1994 SPURS FINAL STATISTICS (55-27)

PLAYER	G	GS	MIN	2-POINT			3-POINT			REBOUNDING			SCORING										
				FG	FGA	PCT	FG	FGA	PCT	FT	FTA	PCT	OFF	DEF	TOT	AST	PF	DQ	STL	TO	BLK	PTS	AVG
Robinson	80	80	3241	840	1658	.507	10	29	345	693	925	749	241	614	855	381	228	3	139	253	265	2383	29.8
Ellis	77	75	2590	478	967	.494	131	332	.395	83	107	776	70	185	255	80	141	0	66	75	11	1170	15.2
Anderson	80	79	2488	394	837	.471	22	68	.324	145	171	848	68	174	242	347	187	1	71	153	46	955	11.9
Del Negro	77	56	1949	309	634	.487	15	43	.349	140	170	824	27	134	161	320	168	0	64	102	1	773	10.0
Knight (TOT)	65	18	1438	225	475	.474	4	21	.190	141	174	810	28	75	103	197	121	0	34	94	11	595	9.2
Knight (SA)	64	18	1430	224	471	.476	4	21	.190	141	174	810	28	75	103	197	120	0	34	94	10	593	9.3
Reid	70	11	1344	260	530	.491	0	3	.000	107	153	699	91	129	220	73	165	0	43	84	25	627	9.0
Cummings	59	29	1133	183	428	.428	0	2	.000	63	107	589	132	165	297	50	137	0	31	59	13	429	7.3
Carr	34	0	N 465	78	160	.488	0	1	.000	42	58	724	12	39	51	15	75	0	9	15	22	198	5.8
Daniels	65	5	N 980	140	372	.376	44	125	.352	46	64	719	45	66	111	94	69	0	29	60	16	370	5.7
Rodman	79	51	2989	156	292	.534	5	24	.208	53	102	520	453	914	1367	184	229	0	52	138	32	370	4.7
Floyd	53	2	N 737	70	209	.335	8	36	.222	52	78	567	10	60	70	101	71	0	12	61	8	290	3.8
Nevitt	1	0	NN 1	0	0	—	0	0	—	3	6	500	1	0	1	0	1	0	0	1	0	3	3.0
Haley	28	0	N 94	21	48	.438	0	0	—	17	21	810	6	18	24	1	18	0	0	10	0	59	2.1
Whitney	40	4	N 339	25	82	.305	10	30	.333	12	15	800	5	24	29	53	53	0	11	37	1	72	1.8
SPURS	82	19780		3178	6888	.475	249	714	.349	1597	2151	742	1189	2597	3786	1896	1662	4	561	1198	450	8202	100.0
OPPONENTS	82	19780		3066	6880	.446	290	871	.333	1349	1875	719	1089	2153	3242	1769	1791	16	632	1020	346	7771	94.8

1993-94 SPURS

1993-94 SPURS GAME-BY-GAME 55-27 (SECOND IN MIDWEST DIVISION)

DATE	OPPONENT	W-L	SCORE	REC.	ATT.	HI-SCORER	HI-REBOUNDER
NOVEMBER RECORD:							
11-5	GOLDEN STATE	W	91-85	1-0	36,523	32-Robinson	21-Rodman
11-7	NEW JERSEY	W	71-89	1-1	15,280	14-Anderson	11-Robinson
11-9	MINNESOTA	W	81-95	2-1	16,087	33-Robinson	29-Rodman
11-10	@ Phoenix	L	83-101	2-2	19,025	32-Robinson	25-Rodman
11-12	@ Sacramento	L	91-91	2-3	17,317	32-Robinson	24-Rodman
11-13	@ LA Clippers	L	90-92	2-4	12,416	20-Ellis	13-Rodman
11-16	@ Denver	W	86-74	3-4	13,549	17-Ellis/Robinson	23-Rodman
11-17	NEW YORK	W	95-80	4-4	15,723	32-Robinson	20-Rodman
11-19	@ Detroit	L	86-95	4-5	21,454	27-Robinson	17-Rodman
11-20	@ Milwaukee	W	101-97	5-5	16,365	31-Robinson	15-Rodman
11-22	LA CLIPPERS	W	110-98	6-5	16,011	28-Robinson	22-Rodman
11-24	CHICAGO	W	109-84	7-5	33,066	21-Anderson	21-Rodman
11-27	DALLAS	W	104-80	8-5	18,066	28-Robinson	20-Rodman
11-29	MILWAUKEE	W	102-95	9-5	15,401	34-Robinson	19-Rodman
DECEMBER RECORD:							
9-6 (HOME 5-0, AWAY 6-3)							
12-1	@ Charlotte	W	92-88	10-5	23,088	31-Robinson	28-Rodman
12-3	@ Orlando	W	94-84	11-5	15,291	23-Robinson	23-Rodman
12-4	@ Philadelphia	W	90-82	12-5	13,923	37-Robinson	14-Rodman
12-8	SEATTLE	L	97-109 (OT)	12-6	18,154	39-Robinson	15-Robinson
12-9	@ Atlanta	L	95-105	12-7	11,616	26-Robinson	14-Rodman
12-11	DENVER	W	105-100	13-7	16,784	31-Robinson	9-Rodman
12-13	@ Utah	L	87-102	13-8	19,911	25-Robinson	20-Rodman
12-15	PORTLAND	W	111-91	14-8	16,289	37-Robinson	15-Robinson
12-16	@ Dallas	W	103-89	15-8	11,146	30-Robinson	18-Rodman
12-18	@ Chicago	L	90-102	15-9	18,676	24-Ellis	9-Rodman
12-21	HOUSTON	L	88-90	15-10	32,631	13-Robinson	7-Robinson
12-24	UTAH	W	89-86	15-11	15,111	27-Robinson	13-Rodman
12-26	BOSTON	W	99-85	16-11	19,440	16-Robinson	16-Rodman
12-28	@ Miami	W	84-76	17-11	15,200	20-Robinson	16-Robinson
12-30	@ Indiana	W	107-82	18-11	16,044	22-Reid	19-Rodman
JANUARY RECORD:							
11-3 (HOME 7-0, AWAY 4-3)							
1-2	LA LAKERS	W	94-92	19-11	18,017	36-Robinson	12-Rodman
1-4	PHILADELPHIA	W	107-84	20-11	16,767	32-Robinson	18-Rodman
1-6	@ Golden State	L	98-102	20-12	15,025	32-Robinson	23-Rodman
1-7	@ Denver	W	84-76	21-12	16,291	18-Robinson	11-Robinson
1-9	@ LA Lakers	W	95-89	22-12	11,069	22-Robinson	16-Rodman
1-11	MINNESOTA	W	108-98	23-12	17,664	27-Robinson	13-Rodman
1-13	PHOENIX	W	107-88	24-12	34,027	27-Robinson	16-Robinson
1-15	@ Dallas	W	104-87	25-12	14,061	20-Cummings/Rob	19-Rodman
1-17	@ Washington	W	100-87	26-12	18,766	21-Cummings	19-Rodman
1-19	@ New York	L	108-120	26-13	19,763	24-Ellis	20-Rodman
1-20	@ Minnesota	L	82-93	26-14	17,749	25-Robinson	16-Rodman
1-22	DALLAS	W	103-83	27-14	19,003	23-Robinson	32-Rodman
1-25	SACRAMENTO	W	107-91	28-14	17,630	31-Robinson	20-Rodman
1-29	ATLANTA	W	100-87	29-14	33,035	35-Robinson	13-Rodman
FEBRUARY RECORD:							
11-2 (HOME 6-0, AWAY 5-2)							
2-1	LA LAKERS	W	112-97	30-14	17,397	32-Ellis	18-Rodman
2-3	@ Cleveland	W	98-97	31-14	17,031	31-Ellis	20-Rodman
2-4	@ Boston	W	100-91	32-14	14,890	34-Robinson	13-Rodman
2-6	@ New Jersey	W	104-102 (OT)	33-14	18,322	36-Robinson	20-Rodman
2-8	WASHINGTON	W	110-90	34-14	16,884	31-Robinson	14-Robinson
2-10	DENVER	W	91-87	35-14	17,583	29-Robinson	30-Rodman
2-15	INDIANA	W	109-100	36-14	18,129	34-Robinson	19-Rodman
2-17	DETROIT	W	115-96	37-14	19,451	34-Robinson	22-Rodman
2-19	MIAMI	W	100-96	38-14	35,717	22-Reid	26-Rodman
2-21	@ Minnesota	W	114-89	39-14	18,148	50-Robinson	20-Rodman
2-23	@ Utah	L	102-106 (2OT)	39-15	19,911	25-Robinson	16-Rodman/Robinson
2-25	@ LA Lakers	W	126-110	40-15	13,783	33-Anderson	18-Rodman
2-26	@ Portland	L	96-104	40-16	12,658	32-Robinson	18-Rodman
MARCH RECORD:							
11-4 (HOME 6-2, AWAY 5-2)							
3-2	UTAH	L	96-106	40-17	18,577	32-Robinson	13-Rodman
3-4	LA CLIPPERS	W	121-113	41-17	18,735	41-Robinson	16-Robinson
3-6	ORLANDO	W	111-103	42-17	34,325	36-Robinson	13-Robinson
3-8	HOUSTON	W	115-99	43-17	20,539	24-Reid	14-Rodman
3-11	SEATTLE	L	99-100	43-18	29,640	28-Robinson	14-Robinson
3-12	@ Houston	W	109-98	44-18	16,611	40-Robinson	16-Robinson
3-14	@ Denver	L	88-116	44-19	17,171	16-Del Negro	9-Rodman/Robinson
3-16	PORTLAND	W	110-102	45-19	20,539	27-Ellis/Robinson	19-Rodman
3-19	SACRAMENTO	W	107-100	46-19	29,640	38-Robinson	16-Robinson
3-22	@ Seattle	W	89-105	46-20	14,813	27-Robinson	16-Rodman
3-24	@ Sacramento	W	107-91	47-20	17,317	38-Robinson	18-Rodman
3-26	@ Golden State	W	112-101	48-20	15,025	29-Robinson	25-Rodman
3-27	@ Portland	W	107-95	49-20	12,888	36-Robinson	16-Rodman
3-29	@ Dallas	W	117-92	50-20	13,174	37-Robinson	20-Rodman
3-31	CLEVELAND	W	101-85	51-20	19,287	26-Robinson	15-Rodman
APRIL RECORD:							
4-7 (HOME 3-3, AWAY 1-4)							
4-2	CHARLOTTE	W	117-111	52-20	20,640	24-Robinson	20-Rodman
4-5	GOLDEN STATE	L	101-106	52-21	18,769	29-Robinson	19-Rodman
4-6	@ Phoenix	L	95-107	52-22	19,023	33-Robinson	13-Rodman
4-9	@ Houston	L	89-100	52-23	16,611	30-Robinson	16-Rodman
4-11	MINNESOTA	W	101-89	53-23	19,138	29-Robinson	16-Rodman
4-13	DENVER	L	78-83	53-24	16,746	32-Robinson	18-Rodman
4-14	@ Utah	L	90-101	53-25	19,911	31-Robinson	11-Robinson
4-16	PHOENIX	L	94-96	53-26	35,845	39-Robinson	21-Rodman
4-19	HOUSTON	W	90-80	54-26	32,807	22-Robinson	21-Rodman
4-22	@ Seattle	L	87-94	54-27	14,813	29-Robinson	18-Rodman
4-24	@ LA Clippers	W	112-97	55-27	16,005	71-Robinson	17-Rodman



SPURS TIPOFF SPONSORS




The San Antonio Spurs would like to thank the following organizations for their support as Spurs Tip-Off Sponsors during the 1995-96 season.

Alamo Federal Credit Union
Baptist Memorial Hospital System
Kinectic Concepts
Aviart Inc.
First National Bank
Fort Sam Houston
Kelly Air Force Base
Randolph Air Force Base

Brooks Air Force Base
Southwest Methodist Hospital
Clarke American
American Federation of Teachers
Miller Curtain Company
San Antonio Express-News
USAA
Medical Wholesale, Inc.

FORMER SPURS



FORMER SPURS STATISTICS

ANDERSON, MICHAEL #10

Height: 5-11 Position: Guard College: Drexel '88 Birth: 3/23/66

How Obtained: Signed 10-day contract, 1/26/89

How Departed: Waived, 4/18/89

NBA (1 Year)

Year	GP	MIN	FGM-FGA	PCT	3-POINT FGM-FGA	PCT	FTM-FTA	PCT	REBS	AVG	AST	PF-DQ	STL	TO	BLK	PTS	AVG
88-89	36	730	73-175	.417	1-7	.143	57-82	.695	89	2.5	153	64-0	44	84	3	204	5.7

ANDERSON, WILLIE #40

Height: 6-8 Position: Guard College: Georgia '88 Birth: 1/8/67

How Obtained: First round pick, 1988 draft, 10th overall

How Departed: Selected by Toronto in the 1995 NBA Expansion Draft

NBA (7 Years)

Year	GP	MIN	FGM-FGA	PCT	3-POINT FGM-FGA	PCT	FTM-FTA	PCT	REBS	AVG	AST	PF-DQ	STL	TO	BLK	PTS	AVG
88-89	81	2738	640-1285	.498	4-21	.190	224-289	.775	417	5.1	372	295-8	150	261	62	1508	18.6
89-90	82	2788	532-1082	.492	7-26	.269	217-290	.748	372	4.5	364	252-3	111	198	58	1288	15.7
90-91	75	2592	453-991	.457	7-35	.200	170-213	.798	351	4.7	358	226-4	79	167	46	1083	14.4
91-92	57	1889	312-685	.455	1-5	.200	107-138	.775	300	1.8	302	151-2	54	140	51	744	13.1
92-93	38	560	80-186	.430	1-8	.125	22-28	.786	57	1.5	79	52-0	14	44	6	183	4.8
93-94	80	2488	394-837	.471	22-68	.324	145-171	.848	242	3.0	347	187-1	71	153	46	955	11.9
94-95	38	556	76-162	.469	3-19	.158	30-41	.732	55	1.9	53	71-1	26	38	10	185	4.9
TOT	451	13811	2487-5228	.476	13-56	.232	915-1170	.782	1794	1.7	1874	1234-19	505	1001	279	5946	13.2

NBA PLAYOFFS (5 Years)

Year	GP	MIN	FGM-FGA	PCT	3-POINT FGM-FGA	PCT	FTM-FTA	PCT	REBS	AVG	AST	PF-DQ	STL	TO	BLK	PTS	AVG
89-90	10	375	87-168	.518	2-5	.400	29-36	.806	54	5.4	52	40-2	9	26	4	205	20.5
90-91	4	159	33-68	.485	2-10	.200	8-13	.615	19	4.8	19	16-0	6	13	2	76	19.0
92-93	10	219	37-82	.451	6-11	.545	15-17	.882	23	2.3	28	23-0	9	12	2	95	9.5
93-94	4	106	14-37	.378	1-1	1.000	4-7	.571	8	2.0	12	7-0	5	4	2	33	8.3
94-95	11	97	9-20	.450	0-1	.000	5-6	.833	12	1.1	10	12-0	5	8	0	20	1.8
TOT	39	956	180-375	.480	11-28	.393	61-79	.772	116	3.0	121	98-2	34	63	10	429	11.0

AVERITT, WILLIAM #10

Height: 6-1 Position: Guard College: Pepperdine '73 Birth: 7/22/52 Nickname: "Bird"

How Obtained: Contract purchased from San Diego, 1973

How Departed: Traded to Kentucky for second round pick in '75 and cash

ABA (1 Year)

Year	GP	MIN	FGM-FGA	PCT	3-POINT FGM-FGA	PCT	FTM-FTA	PCT	REBS	AVG	AST	PF-DQ	STL	TO	BLK	PTS	AVG
73-74	74	1639	343-912	.376	9-50	.180	156-224	.696	121	1.6	132	166-6	63	137	6	851	11.5

ABA PLAYOFFS (1 Year)

1974	6	104	19-51	.373	0-3	.000	15-19	.789	11	1.8	2	11-0	1	9	4	53	8.8
------	---	-----	-------	------	-----	------	-------	------	----	-----	---	------	---	---	---	----	-----

BANKS, GENE #20

Height: 6-8 Position: Forward College: Duke '81 Birth: 5/15/59 Nickname: "Tinkerbell"

How Obtained: First round pick, 1981 draft, 28th overall

How Departed: Traded to Chicago (for S. Johnson, 2nd choice in '85), 6/18/85

NBA (4 Years)

Year	GP	MIN	FGM-FGA	PCT	3-POINT FGM-FGA	PCT	FTM-FTA	PCT	REBS	AVG	AST	PF-DQ	STL	TO	BLK	PTS	AVG
81-82	80	1700	311-652	.477	0-8	.000	145-212	.684	411	5.1	147	199-2	55	106	17	767	9.6
82-83	81	2722	505-919	.550	0-5	.000	196-278	.705	612	7.6	279	229-3	78	171	21	1206	14.9
83-84	80	2600	424-747	.568	1-6	.167	200-270	.741	582	7.3	254	256-5	105	166	23	1049	13.1
84-85	82	2091	289-493	.586	1-3	.333	199-257	.774	445	5.4	234	220-3	65	140	13	778	9.5
TOT	323	9113	1529-2811	.544	2-22	.090	740-1017	.728	2050	6.3	914	904-13	303	583	74	3800	11.8

NBA PLAYOFFS (3 Years)

1982	9	146	30-65	.462	0-1	.000	4-10	.400	43	4.8	9	12-0	4	6	3	64	7.1
1983	11	398	76-150	.507	0-0	.000	23-35	.657	76	6.9	50	25-1	11	21	1	175	15.9
1985	1	10	0-1	.000	0-0	.000	0-0	.000	0	0.0	1	3-0	0	0	0	0	0.0
TOT	21	554	106-216	.491	0-1	.000	27-45	.600	119	5.7	60	40-1	15	29	4	239	11.4

BARDO, STEVE #42

Height: 6-6 Position: Guard College: Illinois '90 Birth: 4/5/68

How Obtained: (1) Signed as free agent, 9/11/92; (2) Signed to 10-day contract, 1/19/92

How Departed: (1) Waived 11/12/91; (2) Waived 2/27/92

NBA (1 Year)

Year	GP	MIN	FGM-FGA	PCT	3-POINT FGM-FGA	PCT	FTM-FTA	PCT	REBS	AVG	AST	PF-DQ	STL	TO	BLK	PTS	AVG
91-92	1	1	0-0	.000	0-0	.000	0-0	.000	1	1.0	0	0-0	0	0	0	0	0.0

FORMER SPURS STATISTICS

BASSETT, TIM #21

Height: 6-8 Position: Forward College: Georgia '73 Birth: 4/1/51

How Obtained: Signed as free agent, 3/22/80

How Departed: Released, 6/80

NBA (1 Year)		3-POINT															
Year	GP	MIN	FGM-FGA	PCT	FGM-FGA	PCT	FTM-FTA	PCT	REBS	AVG	AST	PF-DQ	STL	TO	BLK	PTS	AVG
79-80	5	72	4-12	.333	0-0	.000	2-3	.667	15	3.0	10	13-0	3	5	0	10	2.0
NBA PLAYOFFS (1 Year)		3-POINT															
1980	3	19	1-2	.500	0-0	.000	0-0	.000	1	0.3	0	7-0	0	1	0	2	0.7

BATTON, DAVE #45

Height: 6-10 Position: Center College: Notre Dame '78 Birth: 3/26/56

How Obtained: From Washington for future considerations, 7/11/83

How Departed: Waived 11/10/83

NBA (1 Year)		3-POINT															
Year	GP	MIN	FGM-FGA	PCT	FGM-FGA	PCT	FTM-FTA	PCT	REBS	AVG	AST	PF-DQ	STL	TO	BLK	PTS	AVG
83-84	4	31	5-10	.500	0-0	.000	0-0	.000	4	1.0	3	5-0	0	4	3	10	2.5

BEDFORD, WILLIAM #00

Height: 7-1 Position: Center College: Memphis State '86 Birth: 12/5/63

How Obtained: Signed as free agent, 10/26/92

How Departed: Waived 1/4/93

NBA (1 Year)		3-POINT															
Year	GP	MIN	FGM-FGA	PCT	FGM-FGA	PCT	FTM-FTA	PCT	REBS	AVG	AST	PF-DQ	STL	TO	BLK	PTS	AVG
92-93	16	66	9-27	.333	1-1	1.000	6-12	.500	10	0.6	0	15-0	0	1	1	25	1.6

BERRY, WALTER #6

Height: 6-8 Position: Forward College: St. John's '86 Birth: 5/14/64 Nickname: "Truth"

How Obtained: From Portland for Duckworth, 12/18/86

How Departed: Traded to New Jersey for Comegys, 8/29/88

NBA (2 Years)		3-POINT															
Year	GP	MIN	FGM-FGA	PCT	FGM-FGA	PCT	FTM-FTA	PCT	REBS	AVG	AST	PF-DQ	STL	TO	BLK	PTS	AVG
86-87	56	1567	401-758	.529	0-3	.000	186-287	.648	302	5.4	104	188-2	36	153	40	988	17.6
87-88	73	1922	540-960	.563	0-0	.000	192-320	.600	395	5.4	110	207-2	55	162	63	1272	17.4
TOT	129	3489	941-1718	.548	0-3	.000	378-607	.639	697	5.4	214	395-4	91	315	103	2260	17.5
NBA PLAYOFFS (1 Year)		3-POINT															
1988	3	94	27-50	.540	0-1	.000	12-15	.800	21	7.0	6	10-0	5	11	2	66	22.0

BLAB, UWE #33

Height: 7-1 Position: Center College: Indiana '85 Birth: 3/26/62

How Obtained: From Golden State for C. Welp, 2/22/90

How Departed: Released, 10/1/90

NBA (1 Year)		3-POINT															
Year	GP	MIN	FGM-FGA	PCT	FGM-FGA	PCT	FTM-FTA	PCT	REBS	AVG	AST	PF-DQ	STL	TO	BLK	PTS	AVG
89-90	7	50	6-11	.545	0-0	.000	3-6	.500	9	1.3	1	9-0	0	5	0	15	2.1
NBA PLAYOFFS (1 Year)		3-POINT															
1990	2	5	0-1	.000	0-0	.000	3-6	.500	2	1	1	0-0	0	0	0	3	1.5

BLACKWELL, NATE #3

Height: 6-4 Position: Guard College: Temple '87 Birth: 2/15/65

How Obtained: Second round pick, 1987 draft, 27th overall

How Departed: Waived, 12/1/87

NBA (1 Year)		3-POINT															
Year	GP	MIN	FGM-FGA	PCT	FGM-FGA	PCT	FTM-FTA	PCT	REBS	AVG	AST	PF-DQ	STL	TO	BLK	PTS	AVG
87-88	10	112	15-41	.366	2-11	.182	5-6	.833	6	0.6	18	16-0	3	8	0	37	3.7

BOWIE, ANTHONY #25

Height: 6-6 Position: Guard College: Oklahoma '86 Birth: 11/9/63 Nickname: "Boo"

How Obtained: Consecutive 10-day contracts, 4/9/89

How Departed: Traded to Houston for cash, 8/16/89

NBA (1 Year)		3-POINT															
Year	GP	MIN	FGM-FGA	PCT	FGM-FGA	PCT	FTM-FTA	PCT	REBS	AVG	AST	PF-DQ	STL	TO	BLK	PTS	AVG
88-89	18	438	72-144	.500	1-5	.200	10-15	.667	56	3.1	29	43-1	18	22	4	155	8.6

FORMER SPURS STATISTICS

BRATZ, MIKE #23

Height: 6-2 Position: Guard College: Stanford '77 Birth: 10/17/55

How Obtained: From Cleveland for a third round pick in '83, 10/28/81

How Departed: Released, 1982

NBA (1 Year)

Year	GP	MIN	FGM-FGA		PCT		FTM-FTA		PCT	REBS	AVG	AST	PF-DQ	STL	TO	BLK	PTS	AVG		
			PCT	FGM-FGA	PCT	FTM-FTA														
81-82	81	1616	230	565	.407	46	138	.333	119	152	.783	166	2.0	438	183-0	65	139	11	625	7.7

NBA PLAYOFFS (1 Year)

1982	9	180	15-52	.288	5-18	.278	8-10	.800	14	1.6	48	20-0	9	12	0	43	4.8
------	---	-----	-------	------	------	------	------	------	----	-----	----	------	---	----	---	----	-----

BREWER, RON #10

Height: 6-4 Position: Guard College: Arkansas '78 Birth: 9/16/55 Nickname: "Boot"

How Obtained: (1) From Portland for Gale and a first round choice in '82, 12/19/80; (2) From Golden St. for cash and a second round choice in '85, 1/84

How Departed: (1) Traded to Cleveland with R. Johnson for Mitchell and Phegley, 12/23/81; (2) Waived, 12/5/84

NBA (4 Years)

Year	GP	MIN	FGM-FGA		PCT		FTM-FTA		PCT	REBS	AVG	AST	PF-DQ	STL	TO	BLK	PTS	AVG	
			PCT	FGM-FGA	PCT	FTM-FTA													
80-81	46	904	180	385	.468	0-2	.000	65	80	.813	53	1.2	93	53-0	27	54	25	425	9.2
81-82	25	595	182	361	.504	3-10	.300	77	88	.875	50	2.0	67	37-0	23	34	7	444	17.8
83-84	40	782	152	345	.441	3-13	.231	41	50	.820	50	1.3	44	54-0	18	33	16	348	8.7
84-85	9	81	13	34	.382	0-0	.000	7	7	1.000	3	0.3	6	8-0	1	4	1	33	3.7
TOT	120	2362	527	1125	.468	6-25	.240	190	225	.844	156	1.3	210	152-0	9	125	49	1250	10.4

NBA PLAYOFFS (1 Year)

1981	7	118	29-61	.475	1-3	.333	21-29	.724	5	0.7	13	6-0	2	6	6	80	11.4
------	---	-----	-------	------	-----	------	-------	------	---	-----	----	-----	---	---	---	----	------

BRICKOWSKI, FRANK #43

Height: 6-10 Position: Forward College: Penn State '81 Birth: 8/15/59 Nickname: "Brick"

How Obtained: From LA Lakers, with Gudmundsson, a first round choice in '87 and a second round choice in '90 for M. Thompson, 2/13/87

How Departed: Traded to Milwaukee for P. Pressey, 8/1/90

NBA (4 Years)

Year	GP	MIN	FGM-FGA		PCT		FTM-FTA		PCT	REBS	AVG	AST	PF-DQ	STL	TO	BLK	PTS	AVG	
			PCT	FGM-FGA	PCT	FTM-FTA													
86-87	7	83	10	30	.333	0-4	.000	10	11	.909	19	2.7	5	13-0	6	7	2	30	4.3
87-88	70	2227	425	805	.528	1-5	.200	268	349	.768	483	6.9	266	275-11	74	207	36	1119	16.0
88-89	64	1822	337	654	.515	0-2	.000	201	281	.715	406	6.3	131	252-10	102	165	35	875	13.7
89-90	78	1438	211	387	.545	0-2	.000	95	141	.674	327	4.1	105	226-4	66	93	37	517	6.6
TOT	219	5570	983	1876	.524	1-13	.077	574	782	.734	1235	5.6	507	766-25	248	472	110	2541	11.6

NBA PLAYOFFS (2 Years)

1988	3	113	22-44	.500	1-1	1.000	13-19	.684	22	7.3	14	12-0	6	9	2	58	19.3
------	---	-----	-------	------	-----	-------	-------	------	----	-----	----	------	---	---	---	----	------

1990	10	161	31-54	.574	0-0	.000	17-26	.654	44	4.4	11	31-0	8	15	1	79	7.9
------	----	-----	-------	------	-----	------	-------	------	----	-----	----	------	---	----	---	----	-----

TOT	13	274	53-98	.540	1-1	1.000	30-45	.666	66	5.1	25	43-0	14	24	3	137	10.5
-----	----	-----	-------	------	-----	-------	-------	------	----	-----	----	------	----	----	---	-----	------

BRISTOW, ALLAN #30

Height: 6-7 Position: Forward College: Virginia Tech '73 Birth: 8/23/51 Nickname: "Disco"

How Obtained: Signed as free agent, 11/8/75

How Departed: Utah signed as free agent (Griffin as compensation), 6/28/79

NBA (1 Year)

Year	GP	MIN	FGM-FGA		PCT		FTM-FTA		PCT	REBS	AVG	AST	PF-DQ	STL	TO	BLK	PTS	AVG	
			PCT	FGM-FGA	PCT	FTM-FTA													
75-76	47	882	125	271	.461	0-1	.000	78	92	.848	174	3.7	121	81-0	24	—	2	328	7.0

NBA (3 Years)

76-77	82	2017	365	747	.489	—	—	206	258	.798	348	4.2	240	195-1	89	63	2	936	11.4
-------	----	------	-----	-----	------	---	---	-----	-----	------	-----	-----	-----	-------	----	----	---	-----	------

77-78	82	1481	257	538	.478	—	—	152	208	.731	257	3.1	194	150-0	69	146	4	666	8.1
-------	----	------	-----	-----	------	---	---	-----	-----	------	-----	-----	-----	-------	----	-----	---	-----	-----

78-79	74	1324	174	354	.492	—	—	124	149	.832	247	3.3	231	154-0	56	108	15	472	6.4
-------	----	------	-----	-----	------	---	---	-----	-----	------	-----	-----	-----	-------	----	-----	----	-----	-----

TOT	238	4822	796	1639	.486	—	—	482	615	.784	852	3.6	665	499-1	214	317	21	2074	8.7
-----	-----	------	-----	------	------	---	---	-----	-----	------	-----	-----	-----	-------	-----	-----	----	------	-----

NBA PLAYOFFS (1 Year)

1976	7	97	13-35	.371	0-1	.000	19-24	.792	14	2.0	12	14-0	5	8	0	45	6.4
------	---	----	-------	------	-----	------	-------	------	----	-----	----	------	---	---	---	----	-----

NBA PLAYOFFS (3 Years)

1977	2	28	3-9	.333	—	—	2-9	.222	4	2.0	7	6-0	2	8	0	8	4.0
------	---	----	-----	------	---	---	-----	------	---	-----	---	-----	---	---	---	---	-----

1978	5	51	9-15	.600	—	—	4-6	.667	11	2.2	7	10-0	2	5	0	22	4.4
------	---	----	------	------	---	---	-----	------	----	-----	---	------	---	---	---	----	-----

1979	13	163	20-49	.408	—	—	16-21	.762	27	2.1	28	17-0	9	11	5	56	4.3
------	----	-----	-------	------	---	---	-------	------	----	-----	----	------	---	----	---	----	-----

TOT	20	242	32-73	.438	—	—	22-36	.611	42	2.1	42	33-0	13	24	5	86	4.3
-----	----	-----	-------	------	---	---	-------	------	----	-----	----	------	----	----	---	----	-----

FORMER SPURS STATISTICS

BRITAIN, MIKE #40

Height: 7-0 Position: Center College: South Carolina '85 Birth: 6/21/63
 How Obtained: (1) Second round pick, 1985 draft, 29th overall; (2) Signed 10-day contract, 3/12/87
 How Departed: (1) Waived, 10/28/86; (2) Released, 3/30/87

NBA (2 Years)		3-POINT															
Year	GP	MIN	FGM-FGA	PCT	FGM-FGA	PCT	FTM-FTA	PCT	REBS	AVG	AST	PF-DQ	STL	TO	BLK	PTS	AVG
85-86	32	219	22-43	.512	0-0	.000	10-19	.526	49	1.5	5	54-1	3	20	12	54	1.7
86-87	6	29	4-9	.444	0-0	.000	1-2	.500	4	0.7	2	3-0	1	2	0	9	1.5
TOT	38	248	26-52	.500	0-0	.000	11-21	.524	53	1.4	7	57-1	4	22	12	63	1.7
NBA PLAYOFFS (1 Year)																	
1986	1	2	1-2	.500	0-0	.000	0-0	.000	1	1.0	0	0-0	0	0	1	2	2.0

BROWN, ROGER #42

Height: 6-11 Position: Center College: Kansas '72 Birth: 2/23/50
 How Obtained: Signed as free agent, 1973
 How Departed: Waived, 1/21/73

ABA (1 Year)		3-POINT															
Year	GP	MIN	FGM-FGA	PCT	FGM-FGA	PCT	FTM-FTA	PCT	REBS	AVG	AST	PF-DQ	STL	TO	BLK	PTS	AVG
73-74	2	26	5-6	.833	0-0	.000	0-0	.000	6	3.0	1	4-0	0	2	0	10	5.0

BUECHLER, JUD #33

Height: 6-6 Position: Forward College: Arizona '90 Birth: 6/19/68
 How Obtained: Claimed off waivers (New Jersey), 11/12/91
 How Departed: Waived, 12/17/91

NBA (1 Year)		3-POINT															
Year	GP	MIN	FGM-FGA	PCT	FGM-FGA	PCT	FTM-FTA	PCT	REBS	AVG	AST	PF-DQ	STL	TO	BLK	PTS	AVG
91-92	11	140	15-30	.500	0-0	.000	3-9	.333	22	2.0	11	18-0	8	5	3	33	3.0

CALVIN, MACK #24

Height: 6-0 Position: Guard College: USC '69 Birth: 7/27/48
 How Obtained: From LA Lakers for a first round pick in '77 and cash, 11/76
 How Departed: Waived, 2/77

NBA (1 Year)		3-POINT															
Year	GP	MIN	FGM-FGA	PCT	FGM-FGA	PCT	FTM-FTA	PCT	REBS	AVG	AST	PF-DQ	STL	TO	BLK	PTS	AVG
76-77	35	606	93-237	.392	—	—	123-146	.842	31	0.9	104	58-0	23	—	1	309	8.8

CARR, ANTOINE #35

Height: 6-9 Position: Forward College: Wichita St. Birth: 7/23/61
 How Obtained: From Sacramento for Schintzius and a second round pick in '94, 9/23/91
 How Departed: Unsigned free agent, 7/1/94

NBA (3 Years)		3-POINT															
Year	GP	MIN	FGM-FGA	PCT	FGM-FGA	PCT	FTM-FTA	PCT	REBS	AVG	AST	PF-DQ	STL	TO	BLK	PTS	AVG
91-92	81	1867	359-732	.490	1-5	.200	162-212	.764	346	4.3	63	264-5	32	114	96	881	10.9
92-93	71	1947	379-705	.538	0-5	.000	174-224	.777	388	5.5	97	264-5	35	96	87	932	13.1
93-94	34	465	78-160	.488	0-1	.000	42-58	.724	51	1.5	15	75-0	9	22	5	198	5.8
TOT	186	4279	816-1597	.511	1-11	.091	378-494	.765	785	4.2	175	603-10	76	232	188	2011	10.8
NBA PLAYOFFS (3 years)																	
91-92	3	109	24-44	.545	1-2	.500	10-16	.625	23	7.7	3	14-1	2	4	11	59	19.7
92-93	8	171	39-74	.527	0-0	.000	6-10	.600	38	4.8	9	28-1	3	7	9	84	10.5
93-94	3	37	5-11	.455	0-0	.000	8-9	.889	1	0.3	3	7-0	1	0	2	18	6
TOT	14	317	68-129	.527	1-2	.500	24-35	.686	62	4.4	15	49-2	6	11	22	161	11.5

CHAMBERS, JERRY #40

Height: 6-5 Position: Forward College: Utah '66 Birth: 7/18/43
 How Obtained: Signed as free agent, 1973
 How Departed: Waived, 1/24/74

ABA (1 Year)		3-POINT															
Year	GP	MIN	FGM-FGA	PCT	FGM-FGA	PCT	FTM-FTA	PCT	REBS	AVG	AST	PF-DQ	STL	TO	BLK	PTS	AVG
73-74	38	579	94-206	.456	0-0	.000	36-48	.750	103	2.7	42	74-0	11	—	3	224	5.9

FORMER SPURS STATISTICS

CHEEKS, MAURICE #10

Height: 6-1 Position: Guard College: West Texas State '78 Birth: 9/8/56

How Obtained: From Philadelphia, with Welp and Wingate for Dawkins and Vincent, 8/28/89

How Departed: Traded to New York for Strickland, 2/21/90

NBA (1 Year)

3-POINT

YEAR	GP	MIN	FGM-FGA	PCT	FGM-FGA	PCT	FTM-FTA	PCT	REBS	AVG	AST	PF-DQ	STL	TO	BLK	PTS	AVG
89-90	50	1766	215-450	.478	1-9	.111	114-137	.832	167	3.3	302	46-0	82	85	5	545	10.9

COMEGYS, DALLAS #22

Height: 6-9 Position: Forward College: DePaul '87 Birth: 8/17/64

How Obtained: From New Jersey for Berry, 8/30/88

How Departed: Free agent, 7/1/89

NBA (1 Year)

3-POINT

YEAR	GP	MIN	FGM-FGA	PCT	FGM-FGA	PCT	FTM-FTA	PCT	REBS	AVG	AST	PF-DQ	STL	TO	BLK	PTS	AVG
88-89	67	1119	166-341	.487	0-2	.000	106-161	.648	234	3.5	30	160-2	42	85	63	438	6.5

COOK, DARWIN #12

Height: 6-3 Position: Guard College: Portland '80 Birth: 8/6/58 Nickname: "Sparkplug"

How Obtained: Signed as free agent, 11/10/88

How Departed: Traded to Denver, with Greenwood, for Natt and Vincent, 1/26/89

NBA (1 Year)

3-POINT

YEAR	GP	MIN	FGM-FGA	PCT	FGM-FGA	PCT	FTM-FTA	PCT	REBS	AVG	AST	PF-DQ	STL	TO	BLK	PTS	AVG
88-89	36	757	147-315	.467	6-31	.194	46-56	.821	59	1.6	84	77-0	43	62	4	346	9.6

COOK, JEFF #45

Height: 6-10 Position: Forward/Center College: Idaho State '78 Birth: 10/21/56

How Obtained: From Cleveland for Edgar Jones, 12/14/86

How Departed: Traded to Utah, with Iavaroni, for J. Wilkins, 2/16/86

NBA (2 Years)

3-POINT

YEAR	GP	MIN	FGM-FGA	PCT	FGM-FGA	PCT	FTM-FTA	PCT	REBS	AVG	AST	PF-DQ	STL	TO	BLK	PTS	AVG
84-85	54	848	92-174	.529	0-0	.000	30-37	.811	210	3.9	39	150-2	25	32	14	214	4.0
85-86	34	356	26-67	.418	0-1	.000	26-41	.634	81	2.4	21	64-0	13	11	11	82	2.4
TOT	88	1204	120-241	.498	0-1	.000	56-78	.718	291	3.3	60	214-2	38	43	25	296	3.4

NBA PLAYOFFS (1 Year)

1985	5	98	9-18	.500	0-1	.000	17-25	.680	29	5.8	4	23-0	5	6	6	35	7.0
------	---	----	------	------	-----	------	-------	------	----	-----	---	------	---	---	---	----	-----

COPA, TOM #30

Height: 6-10 Position: Center College: Marquette '87 Birth: 10/30/64

How Obtained: Signed as free agent, 8/9/91

How Departed: Waived, 6/25/92

NBA (1 Year)

3-POINT

YEAR	GP	MIN	FGM-FGA	PCT	FGM-FGA	PCT	FTM-FTA	PCT	REBS	AVG	AST	PF-DQ	STL	TO	BLK	PTS	AVG
91-92	33	132	22-40	.550	0-0	.000	4-13	.308	36	1.1	3	29-0	2	8	6	48	1.5

CORBIN, TYRONE #23

Height: 6-6 Position: Forward College: DePaul '85 Birth: 12/31/62 Nickname: "Ty"

How Obtained: Second round pick, 1985 draft, 35th overall

How Departed: Waived, 1/21/87

NBA (2 Years)

3-POINT

YEAR	GP	MIN	FGM-FGA	PCT	FGM-FGA	PCT	FTM-FTA	PCT	REB	AVG	AST	PF-DQ	STL	TO	BLK	PTS	AVG
85-86	16	174	27-64	.422	0-1	.000	10-14	.714	25	1.6	11	21-0	11	12	2	64	4.0
86-87	31	732	113-264	.428	0-0	.000	49-67	.731	119	4.0	80	81-0	38	46	3	275	8.9
TOT	46	906	140-328	.427	0-1	.000	59-81	.728	144	3.1	91	102-0	49	58	5	339	7.4

NBA PLAYOFFS (1 Year)

1986	1	14	0-4	.000	0-0	.000	0-0	.000	1	1.0	1	0-0	0	0	0	0	0.0
------	---	----	-----	------	-----	------	-----	------	---	-----	---	-----	---	---	---	---	-----

FORMER SPURS STATISTICS

CORZINE, DAVE #40

Height: 6-11 Position: Center College: DePaul '78 Birth: 4/25/56 Nickname: "Lumber"

How Obtained: From Washington for a second round pick in '81 and '82, 9/16/80

How Departed: Traded to Chicago, with Olberding, for Gilmore, 7/22/82

NBA (2 Years)		3-POINT															
YEAR	GP	MIN	FGM-FGA	PCT	FGM-FGA	PCT	FTM-FTA	PCT	REBS	AVG	AST	PF-DQ	STL	TO	BLK	PTS	AVG
80-81	82	1960	366-747	.490	0-3	.000	125-175	.714	636	7.8	117	212-0	42	131	99	857	10.5
81-82	82	2189	436-648	.519	1-4	.250	159-213	.746	629	7.7	130	235-3	33	139	126	832	10.1
TOT	164	4149	702-1395	.503	1-7	.143	284-388	.732	1265	7.7	247	447-3	75	270	225	1689	10.3
NBA PLAYOFFS (2 Years)		3-POINT															
YEAR	GP	MIN	FGM-FGA	PCT	FGM-FGA	PCT	FTM-FTA	PCT	REBS	AVG	AST	PF-DQ	STL	TO	BLK	PTS	AVG
1981	7	161	27-55	.491	0-0	.000	9-13	.692	48	6.9	16	15-0	4	11	8	63	9.0
1982	9	258	48-106	.462	0-0	.000	24-34	.706	85	9.4	17	30-0	6	20	9	122	13.6
TOT	16	419	76-161	.472	0-0	.000	33-47	.702	133	8.3	33	45-0	10	31	17	185	11.6

CROMPTON, GEOFF #50

Height: 6-11 Position: Center College: North Carolina '78 Birth: 7/4/55

How Obtained: Signed 10-day contract, 3/4/83; Signed for season, 3/14/83

How Departed: Waived, 4/7/83

NBA (1 Year)		3-POINT															
YEAR	GP	MIN	FGM-FGA	PCT	FGM-FGA	PCT	FTM-FTA	PCT	REBS	AVG	AST	PF-DQ	STL	TO	BLK	PTS	AVG
82-83	14	148	14-34	.412	0-0	.000	3-5	.600	48	3.4	7	25-0	3	7	5	31	2.2

CROWDER, CORY #23

Height: 6-5 Position: Guard College: Kentucky Wes. '91 Birth: 4/13/69

How Obtained: Signed as free agent, 10/6/94; (2) Signed as free agent, 11/12/94

How Departed: Waived, 10/27/94; (2) Waived, 12/26/94

NBA (1 Year)		3-POINT															
YEAR	GP	MIN	FGM-FGA	PCT	FGM-FGA	PCT	FTM-FTA	PCT	REBS	AVG	AST	PF-DQ	STL	TO	BLK	PTS	AVG
94-95	7	29	2-10	.200	0-4	.000	2-6	.333	3	0.4	1	1-0	1	2	0	6	0.9

CUMMINGS, TERRY #34

Height: 6-9 Position: Forward College: DePaul '83 Birth: 3/15/61

How Obtained: From Milwaukee, along with future considerations, in exchange for Alvin Robertson, Greg Anderson and future considerations, 05/28/89

How Departed: Unsigned free agent, 7/1/95

NBA (6 Years)		3-POINT															
YEAR	GP	MIN	FGM-FGA	PCT	FGM-FGA	PCT	FTM-FTA	PCT	REBS	AVG	AST	PF-DQ	STL	TO	BLK	PTS	AVG
89-90	81	2821	728-1532	.475	19-59	.322	343-440	.780	677	8.4	219	286-1	110	202	52	1818	22.4
90-91	67	2195	503-1039	.484	7-33	.212	164-240	.683	521	7.8	157	225-5	61	131	30	1177	17.6
91-92	70	2149	514-1058	.488	5-13	.385	177-249	.711	631	9.0	102	210-4	58	115	34	1210	17.3
92-93	8	76	11-29	.379	0-0	.000	5-10	.500	19	2.4	4	17-0	1	2	1	27	3.4
93-94	59	1133	183-428	.428	0-2	.000	63-107	.589	297	5.0	50	137-0	31	59	13	429	7.3
94-95	76	1273	224-464	.483	0-0	.000	72-123	.585	378	5.0	59	188-1	36	95	19	520	6.8
TOT	361	9647	2163-4545	.476	31-107	.290	824-1169	.705	2523	1.7	591	863-10	297	604	149	5181	14.4
NBA PLAYOFFS (6 Years)		3-POINT															
YEAR	GP	MIN	FGM-FGA	PCT	FGM-FGA	PCT	FTM-FTA	PCT	REBS	AVG	AST	PF-DQ	STL	TO	BLK	PTS	AVG
1990	10	375	103-195	.528	1-5	.200	42-52	.808	94	9.4	22	39-0	7	19	4	249	24.9
1991	4	124	25-49	.510	0-1	.000	9-18	.500	37	9.3	4	13-0	3	9	2	59	14.8
1992	3	122	34-66	.515	0-0	.000	10-20	.500	34	11.3	7	9-0	4	7	4	78	26.0
1993	10	138	31-70	.443	0-1	.000	5-8	.625	39	3.9	5	27-0	3	8	1	67	6.7
1994	4	72	11-22	.500	0-0	.000	10-12	.833	25	6.3	2	10-0	5	4	3	32	8.0
1995	15	135	18-48	.375	0-1	.000	22-30	.733	31	2.1	4	25-5	5	7	1	58	3.9
TOT	46	966	222-50	.493	1-8	.125	98-140	.700	260	5.7	44	103-0	27	54	15	543	11.8

D'ANTONI, MIKE #14

Height: 6-3 Position: Guard College: Marshall '73 Birth: 5/8/57

How Obtained: Signed as free agent, 8/76

How Departed: Waived, 11/76

NBA (1 Year)		3-POINT															
YEAR	GP	MIN	FGM-FGA	PCT	FGM-FGA	PCT	FTM-FTA	PCT	REBS	AVG	AST	PF-DQ	STL	TO	BLK	PTS	AVG
76-77	2	9	1-3	.333	—	—	1-2	.500	2	1.0	2	3-0	0	0	0	3	1.5

FORMER SPURS STATISTICS

DAMPIER, LOUIE #10

Height: 6-0 Position: Guard College: Kentucky '67 Birth: 11/20/44 Nickname: "Little Louie"
 How Obtained: ABA Dispersal Draft (Kentucky), 1976
 How Departed: Released, 7/79

NBA (3 Years)			3-POINT														
YEAR	GP	MIN	FGM-FGA	PCT	FGM-FGA	PCT	FTM-FTA	PCT	REBS	AVG	AST	PF-DQ	STL	TO	BLK	PTS	AVG
76-77	80	1634	233-507	.460	—	—	64-86	.744	76	1.0	234	93-0	49	—	15	530	6.6
77-78	82	2037	336-660	.509	—	—	76-101	.752	122	1.5	285	84-0	87	95	13	748	9.1
78-79	70	760	123-251	.490	—	—	29-39	.744	63	0.9	124	42-0	35	39	8	275	3.9
TOT	232	4431	692-1418	.488	—	—	169-226	.748	261	1.1	643	219-0	171	134	36	1553	6.7

DAVIS, CHARLES #23

Height: 6-7 Position: Forward College: Vanderbilt '81 Birth: 10/5/58
 How Obtained: From Milwaukee with cash and a second round pick in '89, 11/18/87
 How Departed: Waived, 12/28/87

NBA (1 Year)			3-POINT														
YEAR	GP	MIN	FGM-FGA	PCT	FGM-FGA	PCT	FTM-FTA	PCT	REBS	AVG	AST	PF-DQ	STL	TO	BLK	PTS	AVG
87-88	16	187	42-97	.433	1-15	.067	7-10	.700	38	2.4	17	25-0	0	13	3	92	5.8

DAVIS, HARRY #23

Height: 6-7 Position: Forward College: Florida State '78 Birth: 1/27/56
 How Obtained: Signed 10-day contract, 2/25/80
 How Departed: Released, 3/3/80

NBA (1 Year)			3-POINT														
YEAR	GP	MIN	FGM-FGA	PCT	FGM-FGA	PCT	FTM-FTA	PCT	REBS	AVG	AST	PF-DQ	STL	TO	BLK	PTS	AVG
79-80	4	30	6-12	.500	0-0	.000	1-2	.500	6	1.5	0	8-0	1	3	0	13	3.3

DAWKINS, JOHNNY #24

Height: 6-2 Position: Guard College: Duke '86 Birth: 9/28/63 Nickname: "Pooh"
 How Obtained: First round pick, 1989 draft, 10th overall
 How Departed: Traded to Philadelphia, with Vincent for Cheeks, Wingate, Welp, 8/28/89

NBA (3 Years)			3-POINT														
YEAR	GP	MIN	FGM-FGA	PCT	FGM-FGA	PCT	FTM-FTA	PCT	REBS	AVG	AST	PF-DQ	STL	TO	BLK	PTS	AVG
86-87	81	1682	334-764	.437	14-47	.295	153-191	.801	169	2.1	290	118-0	67	120	3	835	10.3
87-88	65	2179	405-835	.485	19-61	.311	198-221	.896	204	3.1	480	95-0	88	154	2	1027	15.8
88-89	32	1083	177-400	.443	0-4	.000	100-112	.893	101	3.2	224	64-0	55	111	0	454	14.2
TOT	178	4944	916-1999	.458	33-112	.295	451-524	.861	474	2.7	994	277-0	210	385	5	2316	13.0

NBA PLAYOFFS (1 Year)

1988	3	53	6-23	.261	0-2	.000	3-4	.750	3	1.0	5	2-0	2	1	0	15	5.0
------	---	----	------	------	-----	------	-----	------	---	-----	---	-----	---	---	---	----	-----

SPURS SHORTS

The eyes of the basketball world were on San Antonio on January 28, 1975, as the city hosted the 8th Annual ABA All-Star game in the HemisFair Arena...three Spurs - George Gervin, Swen Nater and James Silas - played for the West team...the East won the game 151-124 in front of a crowd of 10,499...Gervin led the West with 23 points and Silas scored 21.

FORMER SPURS STATISTICS

DIETRICK, COBY #25

Height: 6-11 Position: Center/Forward College: San Jose State '70 Birth: 7/23/48
 How Obtained: (1) Signed as free agent with Dallas, 1972; (2) Signed consecutive 10 day contracts, 1/83
 How Departed: (1) Signed as free agent with Chicago (Tate Armstrong, cash), 1979; (2) Released, 2/83

ABA (3 Years)			3-POINT														
Year	GP	MIN	FGM-FGA	PCT	FGM-FGA	PCT	FTM-FTA	PCT	REBS	AVG	AST	PF-DQ	STL	TO	BLK	PTS	AVG
73-74	84	2142	251-569	.441	0-3	.000	81-114	.711	532	6.3	253	285-0	89	151	50	583	6.9
74-75	82	1724	222-444	.500	2-4	.500	76-99	.768	524	6.4	168	266-0	82	117	55	522	6.4
75-76	81	1467	200-403	.496	1-7	.143	68-82	.829	349	4.3	159	257-0	67	112	43	469	5.8
TOT	244	5333	673-1416	.475	3-14	.214	225-295	.763	1405	5.7	581	808-0	245	380	148	1576	6.5

NBA (4 Years)			3-POINT														
Year	GP	MIN	FGM-FGA	PCT	FGM-FGA	PCT	FTM-FTA	PCT	REBS	AVG	AST	PF-DQ	STL	TO	BLK	PTS	AVG
76-77	82	1772	285-620	.460	—	—	119-166	.717	372	4.5	148	267-8	88	—	57	689	8.4
77-78	79	1876	250-543	.460	—	—	89-114	.781	358	4.5	217	231-4	81	144	55	589	7.5
78-79	76	1487	209-400	.523	—	—	79-99	.798	315	4.1	198	206-7	72	92	38	497	6.5
82-83	8	34	1-5	.200	0-0	.000	0-2	.000	8	1.0	6	6-0	1	1	0	2	0.3
TOT	245	5169	745-1568	.475	0-0	.000	287-381	.753	1053	4.3	569	710-19	242	237	150	1777	7.3

ABA PLAYOFFS (3 Years)			3-POINT														
Year	GP	MIN	FGM-FGA	PCT	FGM-FGA	PCT	FTM-FTA	PCT	REBS	AVG	AST	PF-DQ	STL	TO	BLK	PTS	AVG
1974	7	129	13-25	.520	0-2	.000	8-12	.667	27	3.8	9	17-0	2	7	7	34	4.9
1975	6	187	30-49	.612	0-2	.000	9-11	.818	40	6.7	22	26-0	6	14	7	69	1.2
1976	7	208	27-55	.491	0-0	.000	8-13	.615	41	5.9	15	28-0	7	17	6	62	8.9
TOT	19	524	70-129	.543	0-2	.000	25-36	.694	108	5.7	46	71-0	15	38	19	165	8.7

NBA PLAYOFFS (3 Years)			3-POINT														
Year	GP	MIN	FGM-FGA	PCT	FGM-FGA	PCT	FTM-FTA	PCT	REBS	AVG	AST	PF-DQ	STL	TO	BLK	PTS	AVG
1977	2	64	12-23	.523	—	—	2-6	.333	9	4.5	5	4-0	1	0	0	26	13.0
1978	6	96	14-27	.519	—	—	1-2	.500	25	4.2	4	18-1	5	9	5	29	4.8
1979	14	281	39-88	.443	—	—	4-8	.500	65	4.6	26	41-0	12	18	3	82	5.9
TOT	22	441	65-138	.471	—	—	7-16	.538	99	4.5	35	63-1	18	27	8	137	6.2

DINKINS, BYRON #4

Height: 6-2 Position: Guard College: UNC Charlotte '89 Birth: 6/15/67
 How Obtained: Signed as free agent, 11/6/90
 How Departed: Waived, 12/17/90

NBA (1 Year)			3-POINT														
Year	GP	MIN	FGM-FGA	PCT	FGM-FGA	PCT	FTM-FTA	PCT	REBS	AVG	AST	PF-DQ	STL	TO	BLK	PTS	AVG
90-91	10	144	13-33	.394	0-0	.000	8-9	.889	11	1.1	19	12-0	2	13	0	34	3.4

DUCKWORTH, KEVIN #54

Height: 6-11 Position: Center College: E. Illinois '86 Birth: 4/1/64 Nickname: "Duck"
 How Obtained: Second round pick, 1986 draft, 33rd overall
 How Departed: Traded to Portland for Berry, 12/18/86

NBA (1 Year)			3-POINT														
Year	GP	MIN	FGM-FGA	PCT	FGM-FGA	PCT	FTM-FTA	PCT	REBS	AVG	AST	PF-DQ	STL	TO	BLK	PTS	AVG
86-87	14	122	18-45	.400	0-0	.000	9-14	.643	31	2.2	6	27-0	5	4	3	45	3.2

DUNLEAVY, MIKE #10

Height: 6-3 Position: Guard College: South Carolina '76 Birth: 3/21/54
 How Obtained: Signed as veteran free agent (Houston got third round pick in '83), 10/16/82
 How Departed: Signed as veteran free agent with Milwaukee (Spurs got fourth round pick in '84 and cash), 3/8/84

NBA (1 Year)			3-POINT														
Year	GP	MIN	FGM-FGA	PCT	FGM-FGA	PCT	FTM-FTA	PCT	REBS	AVG	AST	PF-DQ	STL	TO	BLK	PTS	AVG
82-83	79	1619	213-510	.418	67-194	.345	120-154	.779	134	1.7	437	210-1	74	160	4	613	7.8

NBA PLAYOFFS (1 Year)			3-POINT														
Year	GP	MIN	FGM-FGA	PCT	FGM-FGA	PCT	FTM-FTA	PCT	REBS	AVG	AST	PF-DQ	STL	TO	BLK	PTS	AVG
1983	11	174	22-65	.338	8-30	.267	9-13	.692	13	1.2	49	22-0	9	14	1	61	5.5

EAKINS, JIM #24

Height: 6-11 Position: Center College: Brigham Young '68 Birth: 5/24/46 Nickname: "Jumbo"
 How Obtained: Signed as free agent, 10/77
 How Departed: Waived, 11/77

NBA (1 Year)			3-POINT														
Year	GP	MIN	FGM-FGA	PCT	FGM-FGA	PCT	FTM-FTA	PCT	REBS	AVG	AST	PF-DQ	STL	TO	BLK	PTS	AVG
77-78	16	251	30-52	.577	—	—	29-34	.853	46	2.9	17	46-0	3	24	10	89	5.6

FORMER SPURS STATISTICS

EISLEY, HOWARD #1

Height: 6-3 Position: Guard College: Boston College '94 Birth: 12/4/72
 How Obtained: (1) Signed to 10-day, 2/26/95; (2) Signed to second 10-day, 3/9/95; (3) Signed for season, 3/1/95
 How Departed: Waived, 4/14/95

NBA (1 Year)		3-POINT															
YEAR	GP	MIN	FGM-FGA	PCT	FGM-FGA	PCT	FTM-FTA	PCT	REBS	AVG	AST	PF-DQ	STL	TO	BLK	PTS	AVG
94-95	15	56	3-17	.176	1-5	.200	0-0	.000	6	0.4	18	3-0	0	8	1	7	0.5

EDMONSON, KEITH #10

Height: 6-5 Position: Guard College: Purdue '81 Birth: 9/28/60
 How Obtained: From Atlanta for cash, 10/17/83
 How Departed: Traded to Denver for a second round pick in '84, 1/21/84

NBA (1 Year)		3-POINT															
YEAR	GP	MIN	FGM-FGA	PCT	FGM-FGA	PCT	FTM-FTA	PCT	REBS	AVG	AST	PF-DQ	STL	TO	BLK	PTS	AVG
83-84	40	521	135-274	.493	0-0	.000	76-101	.752	70	1.8	27	67-1	22	45	6	346	8.7

ELLIS, DALE #3

Height: 6-7 Position: Guard College: Tennessee '83 Birth: 8/6/60
 How Obtained: From Milwaukee for the rights to Tracy Murray, 7/1/92
 How Departed: Free Agent, 7/1/94

NBA (2 Years)		3-POINT															
YEAR	GP	MIN	FGM-FGA	PCT	FGM-FGA	PCT	FTM-FTA	PCT	REBS	AVG	AST	PF-DQ	STL	TO	BLK	PTS	AVG
92-93	82	2731	545-1092	.499	119-297	.401	157-197	.797	312	3.8	107	179-0	78	111	18	1366	16.7
93-94	77	2590	478-967	.494	131-332	.395	83-107	.776	255	3.3	80	141-0	66	75	11	1170	15.2
TOT	159	5321	1023-2059	.497	250-629	.397	240-304	.789	567	3.6	187	320-0	144	186	29	2536	15.9

NBA PLAYOFFS (2 Years)		3-POINT															
YEAR	GP	MIN	FGM-FGA	PCT	FGM-FGA	PCT	FTM-FTA	PCT	REBS	AVG	AST	PF-DQ	STL	TO	BLK	PTS	AVG
1993	10	305	51-113	.451	10-32	.313	13-16	.813	35	3.5	11	25-0	4	10	0	125	12.5
1994	4	114	17-43	.395	5-17	.294	3-5	.600	10	2.5	1	6-0	3	4	0	42	10.5
TOT	14	419	68-156	.436	15-49	.306	16-21	.762	45	3.2	12	31-0	7	14	0	167	11.9

EVANS, MIKE #1

Height: 6-1 Position: Guard College: Kansas State '78 Birth: 4/19/55
 How Obtained: Signed as free agent, 8/79
 How Departed: Traded to Milwaukee for cash, 10/7/80

NBA (1 Year)		3-POINT															
YEAR	GP	MIN	FGM-FGA	PCT	FGM-FGA	PCT	FTM-FTA	PCT	REBS	AVG	AST	PF-DQ	STL	TO	BLK	PTS	AVG
79-80	79	1246	208-464	.448	12-42	.286	58-85	.682	107	1.4	230	194-2	60	128	9	486	6.2

NBA PLAYOFFS (1 Year)		3-POINT															
YEAR	GP	MIN	FGM-FGA	PCT	FGM-FGA	PCT	FTM-FTA	PCT	REBS	AVG	AST	PF-DQ	STL	TO	BLK	PTS	AVG
1980	2	12	3-8	.375	2-4	.500	3-4	.750	2	1.0	2	2-0	0	0	0	11	5.5

FLOYD, ERIC "SLEEPY" #21

Height: 6-3 Position: Guard College: Georgetown '82 Birth: 13/6/60
 How Obtained: Signed as free agent, 8/13/93
 How Departed: Unsigned free agent, 7/1/94

NBA (1 Year)		3-POINT															
YEAR	GP	MIN	FGM-FGA	PCT	FGM-FGA	PCT	FTM-FTA	PCT	REBS	AVG	AST	PF-DQ	STL	TO	BLK	PTS	AVG
93-94	53	737	70-209	.335	8-36	.222	52-78	.667	70	1.3	101	71-0	12	61	8	200	3.8

FRANKLIN, WILLIAM #23

Height: 6-9 Position: Forward College: Purdue '72 Birth: 10/19/49
 How Obtained: (1) Signed as free agent, 1975; (2) Signed as free agent, 1975
 How Departed: (1) To Baltimore in ABA Expansion draft, 1975; (2) Released 1976

ABA (2 Years)		3-POINT															
YEAR	GP	MIN	FGM-FGA	PCT	FGM-FGA	PCT	FTM-FTA	PCT	REBS	AVG	AST	PF-DQ	STL	TO	BLK	PTS	AVG
74-75	24	179	32-85	.376	0-1	.000	15-23	.652	82	3.4	10	37-0	3	18	2	79	3.3
75-76	10	95	12-22	.545	0-0	.000	9-16	.563	29	2.9	5	16-0	3	5	3	33	3.3
TOT	34	274	44-107	.411	0-1	.000	24-39	.615	111	3.3	15	53-0	6	23	5	112	3.3

ABA PLAYOFFS (1 Year)		3-POINT															
YEAR	GP	MIN	FGM-FGA	PCT	FGM-FGA	PCT	FTM-FTA	PCT	REBS	AVG	AST	PF-DQ	STL	TO	BLK	PTS	AVG
1975	2	10	2-5	.400	0-0	.000	0-0	.000	5	2.5	0	2-0	0	0	0	4	2.0

FORMER SPURS STATISTICS

FREEMAN, DONNIE #20

Height: 6-3 Position: Guard College: Illinois '67 Birth: 7/18/44 Nickname: "Free"

How Obtained: From Indiana for a draft pick in '74 and cash, 1974

How Departed: Free agent, 5/75

ABA (1 Year)		3-POINT															
YEAR	GP	MIN	FGM-FGA	PCT	FGM-FGA	PCT	FTM-FTA	PCT	REBS	AVG	AST	PF-DQ	STL	TO	BLK	PTS	AVG
74-75	77	2381	453-1012	.448	0-5	.000	289-352	.821	184	2.4	202	169-0	65	131	15	1195	15.5
ABA PLAYOFFS (1 Year)		3-POINT															
1975	6	166	33-72	.458	0-0	.000	8-10	.800	14	2.3	19	16-0	2	8	0	74	12.3

GALE, MIKE #12

Height: 6-4 Position: Guard College: Elizabeth City St. '71 Birth: 7/18/50 Nickname: "Sugar"

How Obtained: Contract purchased from New York Nets, 6/3/75

How Departed: Traded to Portland for R. Brewer, 12/18/80

ABA (1 Year)		3-POINT															
YEAR	GP	MIN	FGM-FGA	PCT	FGM-FGA	PCT	FTM-FTA	PCT	REBS	AVG	AST	PF-DQ	STL	TO	BLK	PTS	AVG
75-76	78	1782	230-506	.455	3-17	.176	64-80	.800	207	2.7	244	145-0	123	143	40	527	6.8
NBA (5 Years)		3-POINT															
76-77	82	2598	353-754	.468	—	—	137-167	.820	273	3.3	473	224-3	191	—	50	843	10.3
77-78	70	2091	275-581	.473	—	—	87-100	.870	223	3.2	376	170-2	159	176	25	637	9.1
78-79	82	2121	284-612	.464	—	—	91-108	.843	186	2.3	374	192-1	152	153	40	659	8.0
79-80	67	1474	171-377	.454	2-13	.154	97-120	.808	152	2.3	312	134-2	123	115	13	441	6.6
80-81	35	636	86-164	.524	1-3	.333	19-26	.731	52	1.5	99	56-0	55	39	2	192	5.5
TOT	336	8920	1172-2505	.469	3-16	.185	431-521	.827	886	2.6	1634	176-5	680	483	130	2772	8.3
ABA PLAYOFFS (1 Year)		3-POINT															
1976	7	286	45-96	.470	0-2	.000	13-17	.765	40	5.7	50	16-0	24	23	10	103	14.7
NBA PLAYOFFS (4 Years)		3-POINT															
1977	2	67	9-23	.391	—	—	4-7	.571	10	5.0	10	9-0	4	—	2	22	11.0
1978	6	201	25-56	.446	—	—	2-4	.500	25	4.2	31	15-0	7	17	4	52	8.7
1979	14	302	38-76	.437	—	—	19-22	.864	29	2.1	56	33-0	16	16	4	95	6.8
1980	3	69	8-20	.400	1-4	.250	4-7	.571	6	2.0	16	6-0	5	3	0	21	7.0
TOT	25	579	80-175	.451	1-4	.250	29-40	.725	70	2.8	113	63-0	32	36	10	190	7.6

GARRICK, TOM #22

Height: 6-2 Position: Guard College: Rhode Island '88 Birth: 7/7/66

How Obtained: Signed as free agent, 10/2/91

How Departed: Waived, 12/12/92

NBA (1 Year)		3-POINT															
YEAR	GP	MIN	FGM-FGA	PCT	FGM-FGA	PCT	FTM-FTA	PCT	REBS	AVG	AST	PF-DQ	STL	TO	BLK	PTS	AVG
91-92	19	374	44-93	.473	0-1	.000	10-16	.625	41	2.2	63	33-0	21	30	1	98	5.2

GERARD, GUS #22

Height: 6-8 Position: Forward College: Virginia '75 Birth: 7/27/53

How Obtained: Signed consecutive 10-day contracts, 2/8/81

How Departed: Released, 3/2/81

NBA (1 Year)		3-POINT															
YEAR	GP	MIN	FGM-FGA	PCT	FGM-FGA	PCT	FTM-FTA	PCT	REBS	AVG	AST	PF-DQ	STL	TO	BLK	PTS	AVG
80-81	11	129	22-60	.367	0-1	.000	8-11	.727	38	3.5	9	17-0	7	8	3	52	4.7

SPURS SHORTS

The 1970-80 season was a memorable year for George Gervin...that season the Iceman averaged 33.1 points per game for the Spurs - the highest single season scoring average ever turned in by a Spur...in addition, Gervin was named the MVP of the 1980 All-Star Game, finishing with 34 points and 10 rebounds in 40 minutes of play.

FORMER SPURS STATISTICS

GERVIN, GEORGE #44

Height: 6-8 Position: Guard/Forward College: Eastern Michigan '72

Birth: 4/27/52

Nickname: "Iceman"

How Obtained: Contract purchased from Virginia 1/30/74

How Departed: Traded to Chicago (Greenwood), 10/24/84

ABA (3 Years)

3-POINT

YEAR	GP	MIN	FGM-FGA	PCT	FGM-FGA	PCT	FTM-FTA	REBS	AVG	AST	PF-DQ	STL	TO	BLK	PTS	AVG	
73-74	25	783	185-389	476	0-6	.000	116-136	853	206	8.2	45	98-0	26	64	34	486	19.4
74-75	84	3113	784-1655	474	17-55	.309	380-458	830	697	8.3	207	295-0	131	249	138	1965	23.4
75-76	81	2748	706-1414	499	14-55	.359	342-399	857	546	6.7	201	288-0	110	217	119	1768	21.8
TOT	190	6644	1644-3346	491	31-100	.310	838-991	846	1449	7.6	453	676-0	267	530	291	4219	22.2

NBA (9 Years)

76-77	82	2705	726-1335	544	—	—	443-532	833	454	5.5	238	286-12	105	—	104	1895	23.1
77-78	82	2857	864-1611	536	—	—	504-607	830	420	5.1	302	255-3	136	306	110	2232	27.2
78-79	80	2888	947-1749	541	—	—	471-570	826	400	5.0	219	275-5	137	286	91	2365	29.6
79-80	78	2934	1024-1940	528	32-102	.314	505-593	852	403	5.2	202	208-0	110	254	79	2585	33.1
80-81	82	2765	850-1729	492	9-35	.257	512-620	826	419	5.1	260	212-4	94	251	56	2221	27.1
81-82	79	2817	993-1987	500	10-36	.278	555-642	864	392	5.0	187	215-2	77	210	45	2551	32.3
82-83	78	2830	757-1553	487	12-33	.364	517-606	853	357	4.6	264	243-5	88	247	67	2043	26.2
83-84	76	2584	765-1561	490	10-24	.417	427-507	842	313	4.2	220	219-3	79	224	47	1967	25.9
84-85	72	2091	600-1182	508	0-10	.000	324-384	844	234	3.3	178	208-2	66	198	48	1524	21.2
TOT	709	24471	7526-14647	514	73-240	.304	4258-5061	841	3392	4.8	2070	2121-36	892	1976	647	19383	27.3

ABA PLAYOFFS (3 Years)

1974	7	226	56-114	491	1-1	.100	29-31	935	52	7.4	19	28-0	5	16	8	144	20.6
1975	6	276	76-159	478	3-12	.250	43-52	827	84	14.0	8	22-0	6	14	8	204	34.0
1976	7	288	67-125	536	0-3	.000	56-69	812	64	9.1	19	22-0	1	17	2	190	27.1
TOT	20	810	199-398	500	4-17	.235	128-152	842	200	10.0	46	72-0	12	47	18	538	26.9

NBA PLAYOFFS (8 Years)

1977	2	62	19-44	432	—	—	12-15	800	11	5.5	3	9-0	1	—	2	50	25.0
1978	6	227	78-142	549	—	—	43-56	768	34	5.7	19	23-0	6	19	16	199	33.2
1979	14	513	158-295	536	—	—	84-104	808	82	5.9	35	51-1	27	40	14	400	28.6
1980	3	122	37-74	500	0-2	.000	26-30	867	20	6.7	12	8-0	5	9	3	100	33.3
1981	7	274	77-154	500	0-3	.000	36-45	800	35	5.0	24	19-1	5	20	5	190	27.1
1982	9	373	103-228	452	0-3	.000	59-71	831	66	7.3	41	36-1	10	31	4	265	29.4
1983	11	437	108-208	519	0-2	.000	61-69	884	74	6.7	37	39-1	12	46	4	277	25.2
1985	5	183	42-79	532	0-3	.000	27-34	794	18	3.6	14	19-0	3	20	3	111	22.2
TOT	57	2191	622-1224	508	0-13	.000	348-424	821	340	6.0	187	204-4	69	185	51	1592	27.9

ABA ALL-STAR GAMES (3 Years)

1974	1	21	3-8	375	0-1	.000	3-4	750	5	5.0	3	1	1	—	—	9	9.0
1975	1	30	8-14	571	0-1	.000	7-8	875	6	6.0	3	2	6	2	5	23	23.0
1976	1	16	3-13	231	0-0	.000	1-2	500	6	6.0	1	1	0	2	0	8	8.0
TOT	3	67	14-37	378	1-4	.250	11-14	786	17	5.7	7	4	7	4	5	40	13.3

NBA ALL-STAR GAMES (9 Years)

1977	1	12	0-6	000	—	—	0-0	000	1	1.0	0	1-0	0	—	1	0	0.0
1978	1	18	4-11	360	—	—	1-3	333	2	2.0	1	2-0	2	2	1	9	9.0
1979	1	34	8-16	500	—	—	10-11	909	6	6.0	2	4-0	1	3	1	26	26.0
1980	1	40	14-26	538	0-0	.000	6-9	867	10	10.0	3	2-0	3	3	0	34	34.0
1981	1	24	5-9	556	0-0	.000	1-2	500	3	3.0	0	3-0	2	2	1	11	11.0
1982	1	27	5-14	357	0-0	.000	2-2	1000	6	6.0	1	3-0	3	0	3	12	12.0
1983	1	14	3-8	375	1-1	1.000	2-2	1000	0	0.0	3	3-0	2	0	0	9	9.0
1984	1	21	5-6	833	0-0	.000	3-3	1000	2	2.0	1	5-0	0	6	1	13	13.0
1985	1	25	10-12	833	0-0	.000	3-4	750	3	3.0	1	2-0	3	4	1	23	23.0
TOT	9	215	54-108	500	1-1	1.000	28-36	778	33	3.7	12	25-0	16	20	9	137	15.2

SPURS SHORTS

Did you know that there was once a Spurs game canceled because the teams couldn't find anything to wear...it happened on December 21, 1973, when the Spurs were to battle the Virginia Squires...but both teams lost their luggage en route to the game, so the contest had to be canceled because the two teams couldn't find anything to wear.

FORMER SPURS STATISTICS

GILMORE, ARTIS #53

Height: 7-2 Position: Center College: Jacksonville '71 Birth: 9/21/49 Nickname: "A-Train"

How Obtained: From Chicago for Corzine, Olberding and cash, 7/22/82

How Departed: Traded to Chicago for a second round pick in '88, 6/22/87

NBA (5 Years)		3-POINT															
YEAR	GP	MIN	FGM-FGA	PCT	FGM-FGA	PCT	FTM-FTA	PCT	REBS	AVG	AST	PF-DQ	STL	TO	BLK	PTS	AVG
82-83	82	2797	556-888	.626	0-6	.000	367-496	.740	984	12.0	126	273-4	40	254	192	1479	18.0
83-84	64	2034	351-556	.631	0-3	.000	280-390	.718	662	10.3	70	229-4	36	149	132	982	15.3
84-85	81	2756	532-854	.623	0-2	.000	484-646	.749	846	10.4	131	306-4	40	241	173	1548	19.1
85-86	71	2395	423-684	.618	0-1	.000	338-482	.701	800	8.5	102	239-3	39	186	108	1184	16.7
86-87	82	2405	346-580	.597	0-0	.000	242-356	.680	579	7.1	150	235-2	39	178	95	934	11.4
TOT	380	12387	2208-3562	.620	0-12	.000	1711-2370	.722	3671	9.7	579	1282-17	194	1008	700	6127	16.1

NBA PLAYOFFS (3 Years)

YEAR	GP	MIN	FGM-FGA	PCT	FGM-FGA	PCT	FTM-FTA	PCT	REBS	AVG	AST	PF-DQ	STL	TO	BLK	PTS	AVG
1983	11	401	76-132	.576	0-0	.000	32-46	.696	142	12.9	18	46-1	9	27	34	184	16.7
1985	5	185	29-52	.558	0-0	.000	31-45	.689	50	10.0	7	18-0	2	23	7	89	17.8
1986	3	107	16-24	.667	0-0	.000	8-14	.571	18	6.0	3	11-0	7	10	1	40	13.3
TOT	19	693	121-208	.582	0-0	.000	71-105	.676	210	11.1	28	75-1	18	60	42	313	16.5

NBA ALL-STAR GAMES (2 Years)

YEAR	GP	MIN	FGM-FGA	PCT	FGM-FGA	PCT	FTM-FTA	PCT	REBS	AVG	AST	PF-DQ	STL	TO	BLK	PTS	AVG
1983	1	16	2-4	.500	0-0	.000	1-2	.500	5	5.0	1	4-0	1	1	0	5	5.0
1986	1	13	3-4	.750	0-0	.000	4-4	1.000	2	2.0	1	4-0	2	0	0	10	10.0
TOT	2	29	5-6	.833	0-0	.000	5-7	.714	7	3.5	2	8-0	3	1	0	15	7.5

GREEN, MIKE #23

Height: 6-10 Position: Center/Forward College: Louisiana Tech '73 Birth: 8/6/51 Nickname: "Count"

How Obtained: Traded from Seattle (2nd draft choices '78, '79), 11/77

How Departed: Traded to Kansas City (cash, 2nd draft choice), 9/79

NBA (2 Years)		3-POINT															
YEAR	GP	MIN	FGM-FGA	PCT	FGM-FGA	PCT	FTM-FTA	PCT	REBS	AVG	AST	PF-DQ	STL	TO	BLK	PTS	AVG
77-78	63	1132	196-427	.457	—	—	86-111	.775	304	4.8	66	167-1	24	82	87	476	7.6
78-79	76	1641	235-477	.493	—	—	101-144	.701	354	4.7	116	230-3	37	89	122	571	7.5
TOT	139	2773	430-904	.476	—	—	187-255	.733	658	4.7	182	397-4	61	171	209	1047	7.5

NBA PLAYOFFS (2 Years)

YEAR	GP	MIN	FGM-FGA	PCT	FGM-FGA	PCT	FTM-FTA	PCT	REBS	AVG	AST	PF-DQ	STL	TO	BLK	PTS	AVG
1978	6	174	28-58	.483	—	—	9-10	.900	44	7.3	11	21-0	5	8	16	65	10.8
1979	14	350	48-114	.421	—	—	14-21	.667	73	5.2	11	59-3	13	18	35	110	7.9
TOT	20	524	76-172	.442	0-0	.000	23-31	.742	117	8.4	22	80-3	18	26	51	175	8.8

GREEN, SIDNEY #21

Height: 6-9 Position: Forward College: UNLV '83 Birth: 1/4/61

How Obtained: From Orlando for McNamara and a first round pick in '91, 10/30/90

How Departed: Traded to Charlotte with a first round pick in '93 and a second round pick in '96, for Reid, 12/9/92

NBA (3 Years)		3-POINT															
YEAR	GP	MIN	FGM-FGA	PCT	FGM-FGA	PCT	FTM-FTA	PCT	REBS	AVG	AST	PF-DQ	STL	TO	BLK	PTS	AVG
90-91	66	1099	177-384	.461	0-3	.000	89-105	.848	313	4.7	52	172-0	32	89	13	443	6.7
91-92	80	1127	147-344	.427	0-0	.000	73-89	.820	342	4.3	36	148-0	29	62	11	367	4.6
92-93	15	202	20-49	.408	0-0	.000	13-15	.867	71	4.7	19	21-1	5	12	3	53	3.5
TOT	161	2428	344-777	.443	0-3	.000	175-209	.837	726	4.5	107	341-1	66	163	27	863	5.4

NBA PLAYOFFS (2 Years)

YEAR	GP	MIN	FGM-FGA	PCT	FGM-FGA	PCT	FTM-FTA	PCT	REBS	AVG	AST	PF-DQ	STL	TO	BLK	PTS	AVG
1991	3	11	3-6	.500	0-0	.000	2-2	1.000	4	1.3	0	3-0	0	1	0	8	2.7
1992	3	47	3-10	.300	0-0	.000	3-4	.750	11	3.7	2	6-0	0	2	0	9	3.0
TOT	6	58	6-16	.375	0-0	.000	5-6	.833	15	2.5	2	9-0	0	3	0	17	2.9

GREENWOOD, DAVID #33

Height: 6-9 Position: Forward College: UCLA '79 Birth: 5/27/57

How Obtained: (1) From Chicago for Gervin, 10/24/85; (2) Signed as free agent, 8/20/90

How Departed: (1) Trade to Denver, with Darwin Cook, for Jay Vincent and Calvin Natt, 1/26/89; (2) Waived, 5/21/91

NBA (5 Years)		3-POINT															
YEAR	GP	MIN	FGM-FGA	PCT	FGM-FGA	PCT	FTM-FTA	PCT	REBS	AVG	AST	PF-DQ	STL	TO	BLK	PTS	AVG
85-86	68	1910	198-388	.510	0-1	.000	142-184	.772	531	7.8	90	207-3	37	113	52	538	7.9
86-87	79	2587	336-655	.513	3-6	.500	241-307	.785	783	9.9	237	248-3	71	161	50	916	11.6
87-88	45	1236	151-328	.460	0-2	.000	83-111	.748	300	6.7	97	134-2	33	74	22	385	8.6
88-89	38	912	105-247	.425	0-0	.000	84-105	.800	238	6.3	55	123-2	30	55	24	294	7.7
90-91	63	1018	85-169	.503	0-2	.000	69-94	.734	221	3.5	52	172-3	29	71	25	239	3.8
TOT	293	7663	875-1787	.490	3-11	.273	618-801	.773	2073	7.1	531	884-13	200	474	173	2372	8.1

NBA PLAYOFFS (2 Years)

YEAR	GP	MIN	FGM-FGA	PCT	FGM-FGA	PCT	FTM-FTA	PCT	REBS	AVG	AST	PF-DQ	STL	TO	BLK	PTS	AVG
1986	3	101	12-23	.522	0-0	.000	6-8	.750	18	6.0	3	12-0	3	1	1	30	10.0
1991	1	5	1-1	1.000	0-0	.000	0-0	.000	2	2.0	2	0-0	0	1	0	2	2.0
TOT	4	106	13-24	.542	0-0	.000	6-8	.750	20	5.0	5	12-0	3	2	1	32	8.0

FORMER SPURS STATISTICS

GRIFFIN, PAUL #30

Height: 6-9 Position: Forward College: Western Michigan '76 Birth: 1/20/54 Nickname: "Griff"
 How Obtained: Compensation from Utah (Bristow signed as free agent), 7/79
 How Departed: Retired, 4/83

NBA (4 Years)				3-POINT														
YEAR	GP	MIN	FGM-FGA	PCT	FGM-FGA	PCT	FTM-FTA	PCT	REBS	AVG	AST	PF-DQ	STL	TO	BLK	PTS	AVG	
79-80	82	1812	173-313	.553	0-0	.000	174-240	.725	438	5.3	250	306-9	81	131	53	520	6.3	
80-81	82	1930	166-325	.511	0-0	.000	170-253	.672	505	6.2	249	207-3	77	132	38	502	6.1	
81-82	23	459	32-66	.485	0-0	.000	24-37	.649	95	4.1	54	67-0	20	40	8	88	3.8	
82-83	53	956	60-116	.517	0-0	.000	53-76	.697	216	4.1	86	153-0	33	68	25	173	3.3	
TOT	240	5157	431-820	.526	0-0	.000	421-606	.695	1254	5.2	639	733-12	211	351	123	1283	5.3	
NBA PLAYOFFS (2 Years)																		
1980	3	69	7-14	.500	0-0	.000	6-6	1.000	15	5.0	6	9-0	0	7	1	20	6.7	
1981	7	183	14-24	.583	0-0	.000	9-17	.529	40	4.7	29	28-2	6	9	5	39	5.6	
TOT	10	252	21-38	.553	0-0	.000	15-23	.652	55	5.5	35	37-2	6	16	6	59	5.9	

GUDMUNDSSON, PETUR #35

Height: 7-2 Position: Center College: Washington '81 Birth: 10/30/58
 How Obtained: From Lakers, with Brickowski, a first round pick in '87 and a second round pick in '90 for M. Thompson,
 2/13/87

NBA (2 Years)				3-POINT														
YEAR	GP	MIN	FGM-FGA	PCT	FGM-FGA	PCT	FTM-FTA	PCT	REBS	AVG	AST	PF-DQ	STL	TO	BLK	PTS	AVG	
87-88	69	1017	139-280	.496	0-1	.000	117-146	.807	323	4.7	86	197-5	18	103	61	395	5.7	
88-89	5	70	9-25	.360	0-0	.000	3-4	.750	16	3.2	5	15-0	1	8	1	21	4.2	
TOT	74	1087	148-305	.485	0-1	.000	120-149	.805	339	4.6	91	212-5	19	111	62	416	5.6	
NBA PLAYOFFS (1 Year)																		
1988	2	6	0-2	.000	0-0	.000	0-0	.000	0	0.0	1	0-0	0	3	0	0	0.0	

HALEY, JACK #54

Height: 6-10 Position: Center College: UCLA '87 Birth: 1/27/64
 How Obtained: Signed as free agent, 12/15/93
 How Departed: Unsigned free agent, 7/1/95

NBA (2 Years)				3-POINT														
YEAR	GP	MIN	FGM-FGA	PCT	FGM-FGA	PCT	FTM-FTA	PCT	REBS	AVG	AST	PF-DQ	STL	TO	BLK	PTS	AVG	
93-94	28	94	21-48	.438	0-0	—	17-21	.810	24	0.9	1	18-0	0	10	0	59	2.1	
94-95	31	117	26-61	.426	0-1	.000	21-32	.656	27	0.9	2	31-0	3	23	5	73	2.4	
TOT	59	211	47-109	.431	0-1	.000	38-53	.717	51	0.9	3	49-0	3	23	5	132	2.2	
PLAYOFFS (2 Years)																		
93-94	3	11	4-8	.500	0-0	—	5-6	.833	7	2.3	2	3	0	0	0	13	4.3	
94-95	4	13	107	0.1	0-0	—	1-2	0.5	6	1.5	2	0	0	1	1	3	0.8	
TOT	7	24	5-15	0.3	0-0	—	6-8	0.8	13	1.9	4	3	0	1	1	16	2.3	

HAMILTON, JOE #11

Height: 5-10 Position: Guard College: North Texas State '70 Birth: 7/5/48 Nickname: "Little Joe"
 How Obtained: Fourth round pick, 1970 ABA draft
 How Departed: Traded to Kentucky for future draft choice and cash, 1974

ABA (1 Year)				3-POINT														
YEAR	GP	MIN	FGM-FGA	PCT	FGM-FGA	PCT	FTM-FTA	PCT	REBS	AVG	AST	PF-DQ	STL	TO	BLK	PTS	AVG	
73-74	43	1415	228-584	.390	19-86	.221	92-110	.836	116	2.7	86	92-0	51	82	0	567	13.2	

HAYES, STEVE #43

Height: 7-0 Position: Center College: Idaho State '80 Birth: 8/2/55
 How Obtained: Signed consecutive 10-day contracts, 12/29/81
 How Departed: Released, 1/18/82

NBA (1 Year)				3-POINT														
YEAR	GP	MIN	FGM-FGA	PCT	FGM-FGA	PCT	FTM-FTA	PCT	REBS	AVG	AST	PF-DQ	STL	TO	BLK	PTS	AVG	
81-82	9	75	8-18	.444	0-0	.000	7-12	.583	17	1.9	4	17-0	1	2	2	23	2.6	

FORMER SPURS STATISTICS

HIGGINS, ROD #22

Height: 6-7 Position: Forward College: Fresno State '82 Birth: 1/31/60

How Obtained: Signed 10-day contract, 1/14/86

How Departed: Released, 2/1/86

NBA (1 Year)

		3-POINT															
YEAR	GP	MIN	FGM-FGA	PCT	FGM-FGA	PCT	FTM-FTA	PCT	REBS	AVG	AST	PF-DQ	STL	TO	BLK	PTS	AVG
85-86	11	128	18-40	.450	0-2	.000	11-16	.688	24	2.2	12	21-0	2	5	3	47	4.3

HIGGINS, SEAN #3

Height: 6-9 Position: Guard/Forward College: Michigan '91 Birth: 12/30/68

How Obtained: Second round pick, 1990 draft, 54th overall

How Departed: Waived, 12/13/91

NBA (2 Years)

		3-POINT															
YEAR	GP	MIN	FGM-FGA	PCT	FGM-FGA	PCT	FTM-FTA	PCT	REBS	AVG	AST	PF-DQ	STL	TO	BLK	PTS	AVG
90-91	50	464	97-212	.458	3-19	.158	28-33	.848	63	1.3	35	53-0	8	49	1	225	4.5
91-92	6	36	4-15	.267	0-1	.000	7-7	1.000	8	1.3	4	0-0	2	4	0	15	2.5
TOT	56	500	101-227	.445	3-20	.150	35-40	.875	71	1.3	39	59-0	10	53	1	240	4.3

NBA PLAYOFFS (1 Year)

1991	3	13	0-2	.000	0-0	.000	0-0	.000	0	0.0	1	1-0	0	0	0	0	0.0
------	---	----	-----	------	-----	------	-----	------	---	-----	---	-----	---	---	---	---	-----

HILL, SIMMIE #54

Height: 6-7 Position: Forward College: West Texas State '69 Birth: 11/14/46

How Obtained: Signed as a free agent, 1973

How Departed: Released, 1974

ABA (1 Year)

		3-POINT															
YEAR	GP	MIN	FGM-FGA	PCT	FGM-FGA	PCT	FTM-FTA	PCT	REBS	AVG	AST	PF-DQ	STL	TO	BLK	PTS	AVG
73-74	60	837	112-244	.459	0-11	.000	45-62	.726	172	2.9	62	145-0	13	63	16	269	4.5

ABA PLAYOFFS (1 Year)

1974	4	20	1-2	.500	0-1	.000	0-0	.000	0	0.0	2	2-0	0	3	0	2	0.5
------	---	----	-----	------	-----	------	-----	------	---	-----	---	-----	---	---	---	---	-----

HUGHES, ALFREDRICK #6

Height: 6-5 Position: Guard/Forward College: Loyola/Chicago '85 Birth: 7/19/62 Nickname: "Rick"

How Obtained: First round pick, 1985 draft, 14th overall

How Departed: Waived, 10/8/86

NBA (1 Year)

		3-POINT															
YEAR	GP	MIN	FGM-FGA	PCT	FGM-FGA	PCT	FTM-FTA	PCT	REBS	AVG	AST	PF-DQ	STL	TO	BLK	PTS	AVG
85-86	68	866	152-372	.409	3-17	.176	49-84	.583	113	1.7	61	79-0	26	63	5	356	5.2

NBA PLAYOFFS (1 Year)

1986	3	18	4-9	.444	0-0	.000	0-0	.000	0	0.0	1	3-0	1	1	0	8	2.7
------	---	----	-----	------	-----	------	-----	------	---	-----	---	-----	---	---	---	---	-----

IIVARONI, MARC #32

Height: 6-10 Position: Forward College: Virginia '78 Birth: 9/15/56

How Obtained: From Philadelphia for a third round pick in '83, 12/15/84

How Departed: Traded to Utah, with J. Cook for J. Wilkins, 2/15/86

NBA (2 Years)

		3-POINT															
YEAR	GP	MIN	FGM-FGA	PCT	FGM-FGA	PCT	FTM-FTA	PCT	REBS	AVG	AST	PF-DQ	STL	TO	BLK	PTS	AVG
84-85	57	1178	150-323	.464	0-4	.000	81-122	.664	275	4.8	113	193-5	31	103	32	381	6.7
85-86	42	669	74-163	.454	0-2	.000	43-67	.642	132	3.1	53	109-0	22	51	14	191	4.5
TOT	99	1847	224-486	.461	0-6	.000	124-189	.656	407	4.1	166	302-5	53	154	46	572	5.8

NBA PLAYOFFS (1 Year)

1985	5	116	15-28	.536	0-1	.000	15-20	.750	26	5.2	13	23-1	5	15	2	45	9.0
------	---	-----	-------	------	-----	------	-------	------	----	-----	----	------	---	----	---	----	-----

JOHNSON, GEORGE #52

Height: 6-11 Position: Center College: Dillard '70 Birth: 12/18/48 Nickname: "Swat"

How Obtained: Signed as free agent, 9/80

How Departed: Traded to Atlanta, Jim Johnston and two draft choices, 9/82

NBA (2 Years)

		3-POINT															
YEAR	GP	MIN	FGM-FGA	PCT	FGM-FGA	PCT	FTM-FTA	PCT	REBS	AVG	AST	PF-DQ	STL	TO	BLK	PTS	AVG
80-81	82	1935	164-347	.473	0-0	.000	80-109	.734	602	7.3	92	273-3	47	110	278	408	5.0
81-82	75	1578	91-195	.467	0-0	.000	43-64	.672	454	6.1	79	259-6	20	82	234	225	3.0
TOT	157	3513	255-542	.470	0-0	.000	123-173	.711	1056	6.7	171	530-9	67	202	512	633	4.0

NBA PLAYOFFS (2 Years)

1981	7	171	12-26	.462	0-0	.000	7-10	.700	63	9.0	6	20-0	7	3	16	31	4.4
1982	9	175	4-8	.500	0-0	.000	3-5	.600	46	5.1	12	34-0	6	4	15	11	1.2
TOT	16	346	16-34	.470	0-0	.000	10-15	.667	109	6.8	18	54-0	13	7	31	42	2.6

FORMER SPURS STATISTICS

JOHNSON, REGGIE #32

Height: 6-9 Position: Forward College: Tennessee '80 Birth: 6/25/57 Nickname: "Grady"

How Obtained: First round pick, 1980 draft, 15th overall

How Departed: Traded to Cleveland with Brewer, for Mitchell and Phegley, 12/24/81

NBA (2 Years)

			3-POINT														
YEAR	GP	MIN	FGM-FGA	PCT	FGM-FGA	PCT	FTM-FTA	PCT	REBS	AVG	AST	PF-DQ	STL	TO	BLK	PTS	AVG
80-81	79	1716	340-682	.499	0-1	.000	128-193	.663	358	4.5	78	283-8	45	130	48	808	10.2
81-82	21	504	94-194	.485	0-0	.000	32-40	.800	137	6.5	20	67-0	7	26	16	220	10.5
TOT	100	2220	434-876	.495	0-1	.000	160-233	.687	495	5.0	98	350-8	52	156	64	1028	10.3

NBA PLAYOFFS (1 Year)

1981	7	224	35-73	.479	0-0	.000	19-25	.760	34	4.9	16	27-2	4	10	5	89	12.7
------	---	-----	-------	------	-----	------	-------	------	----	-----	----	------	---	----	---	----	------

JOHNSON, STEVE #33

Height: 6-10 Position: Center/Forward College: Oregon State '81 Birth: 11/3/57

How Obtained: From Chicago, with a second round pick in '85, for Banks, 6/18/85

How Departed: Traded to Portland, for M. Thompson and the draft rights to Krystkowiak, 6/19/86

NBA (1 Year)

			3-POINT														
YEAR	GP	MIN	FGM-FGA	PCT	FGM-FGA	PCT	FTM-FTA	PCT	REBS	AVG	AST	PF-DQ	STL	TO	BLK	PTS	AVG
85-86	71	1828	362-573	.632	0-0	.000	259-373	.694	462	6.5	95	291-13	44	191	66	983	13.8

NBA PLAYOFFS (1 Year)

1986	3	53	5-15	.333	0-0	.000	5-11	.455	6	2.0	2	14-1	0	6	1	15	5.0
------	---	----	------	------	-----	------	------	------	---	-----	---	------	---	---	---	----	-----

JOHNSON, STEW #23

Height: 6-8 Position: Forward College: Murray State '67 Birth: 8/19/44

How Obtained: Signed as free agent, 12/15/75

How Departed: Released, 1/11/76

ABA (1 Year)

			3-POINT														
YEAR	GP	MIN	FGM-FGA	PCT	FGM-FGA	PCT	FTM-FTA	PCT	REBS	AVG	AST	PF-DQ	STL	TO	BLK	PTS	AVG
75-76	10	123	21-77	.273	1-8	.125	2-4	.500	19	1.9	15	16-0	2	2	0	45	4.5

JOHNSON, VINNIE #15

Height: 6-2 Position: Guard College: Baylor '79 Birth: 9/9/56

How Obtained: Signed as free agent, 12/12/91

How Departed: Waived, 6/25/92

NBA (1 Year)

			3-POINT														
YEAR	GP	MIN	FGM-FGA	PCT	FGM-FGA	PCT	FTM-FTA	PCT	REBS	AVG	AST	PF-DQ	STL	TO	BLK	PTS	AVG
91-92	60	1350	202-499	.405	19-60	.317	55-85	.647	182	3.0	145	93-0	41	74	14	478	8.0

NBA PLAYOFFS (1 Year)

1992	3	69	11-24	.458	2-4	.500	1-2	.500	8	2.7	7	7-0	5	5	1	25	8.3
------	---	----	-------	------	-----	------	-----	------	---	-----	---	-----	---	---	---	----	-----

JOHNSTONE, JIM #25

Height: 6-11 Position: Center College: Wake Forest '82 Birth: 9/20/60

How Obtained: From Atlanta, with second round picks in '83 and '85, for G. Johnson, 2/28/82

How Departed: Waived, 12/14/82

NBA (1 Year)

			3-POINT														
YEAR	GP	MIN	FGM-FGA	PCT	FGM-FGA	PCT	FTM-FTA	PCT	REBS	AVG	AST	PF-DQ	STL	TO	BLK	PTS	AVG
82-83	7	54	2-10	.200	0-0	.000	3-5	.600	16	2.3	1	9-0	1	4	1	7	1.0

JONES, ANTHONY #11

Height: 6-6 Position: Guard College: UNLV '86 Birth: 9/13/62 Nickname: "A.J."

How Obtained: Signed as free agent, 12/29/86

How Departed: Waived, 11/3/87

NBA (1 Year)

			3-POINT														
YEAR	GP	MIN	FGM-FGA	PCT	FGM-FGA	PCT	FTM-FTA	PCT	REBS	AVG	AST	PF-DQ	STL	TO	BLK	PTS	AVG
86-87	49	744	119-289	.412	7-19	.368	41-52	.788	95	1.9	66	68-0	32	38	18	286	5.8

FORMER SPURS STATISTICS

JONES, CALDWELL #27

Height: 6-11 Position: Center/Forward College: Albany State '73 Birth: 8/4/50 Nickname: "Pops"

How Obtained: Signed as free agent, 7/20/89

How Departed: Retired, 6/1/90

NBA (1 Year)

3-POINT

YEAR	GP	MIN	FGM-FGA	PCT	FGM-FGA	PCT	FTM-FTA	PCT	REBS	AVG	AST	PF-DQ	STL	TO	BLK	PTS	AVG
89-90	72	885	67-144	.465	1-5	.200	38-54	.704	230	3.2	20	146-2	20	48	27	173	2.4
NBA PLAYOFFS (1 Year)																	
1990	9	66	4-9	.444	0-0	.000	0-1	.000	13	1.4	2	10-0	0	3	3	8	0.9

JONES, EDGAR #42

Height: 6-10 Position: Forward College: Nevada/Reno '79 Birth: 6/17/56 Nickname: "E.J."

How Obtained: From Detroit for a second round pick in '84 and a third round pick in '85, 2/10/83

How Departed: Traded to Cleveland for J. Cook and cash, 12/84

NBA (3 Years)

3-POINT

YEAR	GP	MIN	FGM-FGA	PCT	FGM-FGA	PCT	FTM-FTA	PCT	REBS	AVG	AST	PF-DQ	STL	TO	BLK	PTS	AVG
82-83	28	622	92-185	.497	0-3	.000	84-114	.737	177	6.3	20	107-5	14	43	31	268	9.6
83-84	81	1770	322-644	.500	6-19	.316	176-242	.727	449	5.5	85	298-7	64	125	107	826	10.2
84-85	18	322	44-91	.484	0-1	.000	41-51	.804	62	3.4	18	52-1	9	27	18	129	7.2
TOT	127	2714	458-920	.498	6-23	.261	301-407	.740	688	5.4	123	457-13	87	195	156	1233	9.6
NBA PLAYOFFS (1 Year)																	
1983	11	193	28-62	.452	0-2	.000	19-33	.576	53	4.8	17	44-1	6	18	14	75	6.8

JONES, OZELL #8

Height: 6-11 Position: Center College: Cal State-Fullerton '84 Birth: 11/20/60 Nickname: "Hoppy"

How Obtained: Fourth round pick, 1984 draft

How Departed: Waived, 10/25/85

NBA (1 Year)

3-POINT

YEAR	GP	MIN	FGM-FGA	PCT	FGM-FGA	PCT	FTM-FTA	PCT	REBS	AVG	AST	PF-DQ	STL	TO	BLK	PTS	AVG
84-85	67	888	106-180	.589	0-1	.000	33-83	.398	238	3.6	56	139-1	30	61	57	245	3.7
NBA PLAYOFFS (1 Year)																	
1985	5	73	8-11	.727	0-0	.000	1-6	.167	17	3.4	4	18-1	1	7	4	17	3.4

JONES, RICH #33

Height: 6-8 Position: Forward College: Memphis State '69 Birth: 12/27/46

How Obtained: Signed as a free agent with Dallas, 1969

How Departed: Traded to NY Nets with Warren, Terry, Hughes for Paultz, 9/8/75

ABA (2 Years)

3-POINT

YEAR	GP	MIN	FGM-FGA	PCT	FGM-FGA	PCT	FTM-FTA	PCT	REBS	AVG	AST	PF-DQ	STL	TO	BLK	PTS	AVG
73-74	78	2843	510-1175	.434	13-46	.283	186-241	.772	581	7.4	268	273-0	70	145	13	1219	15.6
74-75	83	3097	649-1450	.439	13-50	.260	287-374	.767	645	7.8	270	297-0	88	210	32	1598	19.3
TOT	161	5940	1159-2655	.437	26-96	.271	473-615	.769	1226	7.6	538	570-0	158	210	45	2817	17.5
ABA PLAYOFFS (2 Years)																	
1974	7	239	46-93	.516	1-3	.333	24-29	.828	46	6.6	19	28-0	4	—	—	121	17.3
1975	6	178	30-93	.323	1-7	.143	2-7	.286	45	7.5	15	25-0	7	11	4	63	10.5
TOT	13	417	78-186	.419	2-10	.200	26-36	.722	91	7.0	34	53-0	11	11	4	184	14.2
ABA ALL-STAR GAMES (1 Year)																	
1974	1	19	2-11	.182	0-1	.000	0-0	.000	8	8.0	2	4-0	—	—	—	4	4.0

JONES, SHELTON #31

Height: 6-9 Position: Forward College: St. John's '88 Birth: 4/6/66

How Obtained: Second round pick, 1988 draft, 27th overall

How Departed: Traded to Golden State for Whitehead, 11/22/88

NBA (1 Year)

3-POINT

YEAR	GP	MIN	FGM-FGA	PCT	FGM-FGA	PCT	FTM-FTA	PCT	REBS	AVG	AST	PF-DQ	STL	TO	BLK	PTS	AVG
88-89	7	92	9-25	.360	0-0	.000	8-13	.615	16	2.3	7	8-0	2	7	2	26	3.7

FORMER SPURS STATISTICS

KARL, GEORGE #22

Height: 6-2 Position: Guard College: North Carolina '73 Birth: 5/12/51

How Obtained: Signed as free agent, 1973

How Departed: Retired, 1978

ABA (3 Years)

YEAR	GP	MIN	FGM-FGA	PCT	3-POINT			FTM-FTA	PCT	REBS	AVG	AST	PF-DQ	STL	TO	BLK	PTS	AVG
					FGM-FGA	PCT	PCT											
73-74	74	1339	236-502	.470	8-22	.364	94-113	.832	126	1.7	160	161-0	65	92	10	574	7.8	
74-75	82	1629	261-534	.489	4-23	.174	137-177	.774	155	1.9	334	207-0	96	158	7	663	8.1	
75-76	75	1200	150-334	.449	0-9	.000	81-106	.764	66	0.9	250	149-0	60	108	3	381	5.1	
TOT	231	4168	647-1370	.472	12-54	.222	312-396	.788	347	1.5	744	517-0	221	358	20	1618	7.0	

NBA (2 Years)

76-77	29	251	25-73	.342	—	—	29-42	.690	17	0.6	46	36-0	10	—	0	79	2.7
77-78	4	30	2-6	.333	—	—	2-2	1.000	5	1.3	5	6-0	1	4	0	6	1.5
TOT	33	281	27-79	.342	—	—	31-44	.705	22	0.7	51	42-0	11	4	0	85	2.6

ABA PLAYOFFS (3 Years)

1974	7	141	13-28	.464	0-1	.000	2-5	.400	15	2.1	23	19-0	10	12	0	28	4.0
1975	4	40	1-8	.125	0-1	.000	3-4	.750	3	0.8	5	5-0	1	2	0	5	1.2
1976	6	64	10-22	.455	0-1	.000	6-9	.667	4	0.7	17	12-0	5	5	0	26	4.3
TOT	17	245	24-58	.414	0-3	.000	11-18	.611	22	1.3	45	36-0	16	19	0	59	3.5

NBA PLAYOFFS (1 Year)

1977	1	1	0-0	.000	—	—	0-0	.000	0	0.0	0	0-0	0	0	0	0	0.0
------	---	---	-----	------	---	---	-----	------	---	-----	---	-----	---	---	---	---	-----

KENNEDY, EUGENE #50

Height: 6-6 Position: Forward College: TCU '71 Birth: 8/23/49 Nickname: "Goo"

How Obtained: Thirteenth round pick, 1971 ABA draft, by Dallas

How Departed: Released, 1974

ABA (1 Year)

YEAR	GP	MIN	FGM-FGA	PCT	3-POINT			FTM-FTA	PCT	REBS	AVG	AST	PF-DQ	STL	TO	BLK	PTS	AVG
					FGM-FGA	PCT	PCT											
73-74	76	1440	194-352	.551	0-0	.000	60-87	.690	387	5.1	83	240-0	59	79	15	448	5.9	

ABA PLAYOFFS (1 Year)

1974	6	71	12-27	.444	0-1	.000	3-4	.750	18	3.0	3	17-0	0	3	1	27	4.5
------	---	----	-------	------	-----	------	-----	------	----	-----	---	------	---	---	---	----	-----

KENON, LARRY #35

Height: 6-9 Position: Forward College: Memphis State '73 Birth: 12/13/52 Nickname: "K"

How Obtained: From New York Nets for Nater, 6/3/75

How Departed: Signed as free agent with Chicago, 1980

ABA (1 Year)

YEAR	GP	MIN	FGM-FGA	PCT	3-POINT			FTM-FTA	PCT	REBS	AVG	AST	PF-DQ	STL	TO	BLK	PTS	AVG
					FGM-FGA	PCT	PCT											
75-76	81	2920	647-1344	.481	0-1	.000	221-283	.781	897	11.1	151	165-0	91	243	43	1515	18.7	

NBA (4 Years)

76-77	78	2936	706-1435	.492	—	—	293-356	.823	879	11.3	229	190-0	167	—	60	1705	21.9
77-78	81	2869	698-1426	.489	—	—	276-323	.854	773	9.5	268	209-2	115	279	24	1672	20.6
78-79	81	2947	748-1484	.504	—	—	295-349	.845	790	9.8	355	192-1	154	300	19	1791	22.1
79-80	78	2798	647-1353	.485	1-9	.111	270-345	.783	775	9.9	231	192-0	111	232	18	1565	20.1
TOT	318	11550	2799-5678	.498	1-9	.111	1134-1373	.826	3217	10.1	1063	783-3	547	811	121	6733	21.2

ABA PLAYOFFS (1 Year)

1976	7	277	61-131	.466	1-3	.333	27-30	.900	80	11.4	16	16-0	10	33	4	150	21.4
------	---	-----	--------	------	-----	------	-------	------	----	------	----	------	----	----	---	-----	------

NBA PLAYOFFS (4 Years)

1977	2	79	16-33	.485	—	—	2-2	1.000	15	7.5	6	9-0	4	—	1	34	17.0
1978	6	200	46-103	.447	—	—	14-19	.737	55	9.2	22	23-0	5	19	2	106	17.7
1979	14	557	128-292	.438	—	—	39-53	.736	160	11.4	42	42-0	20	33	1	295	21.1
1980	3	81	10-34	.294	0-0	.000	6-11	.545	13	4.3	4	6-0	5	0	0	26	8.7
TOT	25	917	200-462	.433	0-0	.000	61-85	.718	243	9.7	74	80-0	29	57	4	461	18.4

ABA ALL-STAR GAMES (1 Year)

1976	1	20	5-7	.714	0-0	.000	0-0	.000	6	6.0	2	5	0	2	0	10	10.0
------	---	----	-----	------	-----	------	-----	------	---	-----	---	---	---	---	---	----	------

NBA ALL-STAR GAMES (2 Years)

1978	1	20	8-15	.530	—	—	0-0	.000	4	4.0	0	0-0	0	2	0	16	16.0
1979	1	7	1-3	.333	—	—	1-2	.500	2	2.0	1	0-0	0	0	0	3	3.0
TOT	2	27	9-18	.500	—	—	1-2	.500	6	3.0	1	0-0	0	2	0	19	9.5

FORMER SPURS STATISTICS

KIFFIN, IRV #21

Height: 6-8 Position: Forward College: Oklahoma Baptist '75 Birth: 8/8/51

How Obtained: From LA Lakers for a second round pick in '80, 10/79

How Departed: Waived, 12/19/79

NBA (1 Year) 3-POINT

YEAR	GP	MIN	FGM-FGA	PCT	FGM-FGA	PCT	FTM-FTA	PCT	REBS	AVG	AST	PF-DQ	STL	TO	BLK	PTS	AVG
79-80	26	212	32-96	.333	0-0	.000	18-25	.720	40	1.5	19	43-0	10	30	2	82	3.2

KING, ALBERT #55

Height: 6-6 Position: Forward College: Maryland '81 Birth: 12/17/59

How Obtained: From Philadelphia for Myers, 8/24/88

How Departed: Waived, 3/4/89

NBA (1 Year) 3-POINT

YEAR	GP	MIN	FGM-FGA	PCT	FGM-FGA	PCT	FTM-FTA	PCT	REBS	AVG	AST	PF-DQ	STL	TO	BLK	PTS	AVG
88-89	46	791	141-327	.431	8-32	.250	37-48	.771	140	3.0	79	97-2	27	74	7	327	7.1

KNIGHT, BILLY #25

Height: 6-6 Position: Forward College: Pittsburgh '74 Birth: 6/9/52

How Obtained: Traded from Kansas City for McNamara, 12/11/84

How Departed: Released, 6/19/85

NBA (1 Year) 3-POINT

YEAR	GP	MIN	FGM-FGA	PCT	FGM-FGA	PCT	FTM-FTA	PCT	REBS	AVG	AST	PF-DQ	STL	TO	BLK	PTS	AVG
84-85	52	611	125-285	.439	10-24	.417	51-57	.895	96	1.8	59	48-0	14	57	1	311	6.0

NBA PLAYOFFS (1 Year)

1985	5	45	8-15	.533	0-4	.000	0-0	.000	6	1.2	3	2-0	2	2	0	16	3.2
------	---	----	------	------	-----	------	-----	------	---	-----	---	-----	---	---	---	----	-----

KNIGHT, NEGELE #32

Height: 6-1 Position: Guard College: Dayton '90 Birth: 3/6/67

How Obtained: From Phoenix for a second round pick in '94, 11/8/93

How Departed: Unsigned free agent, 7/1/94

NBA (1 Year) 3-POINT

YEAR	GP	MIN	FGM-FGA	PCT	FGM-FGA	PCT	FTM-FTA	PCT	REBS	AVG	AST	PF-DQ	STL	TO	BLK	PTS	AVG
93-94	65	1438	225-475	.474	4-21	.190	141-174	.810	103	1.6	197	121-0	34	94	11	595	9.2

NBA PLAYOFFS (1 Year)

1994	4	108	13-41	.317	0-3	.000	11-12	.917	6	1.5	12	9-0	3	7	0	37	9.3
------	---	-----	-------	------	-----	------	-------	------	---	-----	----	-----	---	---	---	----	-----

KRYSTKOWIAK, LARRY #42

Height: 6-10 Position: Forward College: Montana '86 Birth: 9/23/64 Nickname: "Krysto"

How Obtained: From Portland, with M. Thompson, for S. Johnson, 6/20/86

How Departed: Traded to Milwaukee for C. Davis and a second round pick in '89, 11/18/87

NBA (1 Year) 3-POINT

YEAR	GP	MIN	FGM-FGA	PCT	FGM-FGA	PCT	FTM-FTA	PCT	REBS	AVG	AST	PF-DQ	STL	TO	BLK	PTS	AVG
86-87	68	1004	170-373	.456	1-12	.083	110-148	.743	239	3.5	85	141-1	22	67	12	451	6.6

LAMBERT, JOHN #24

Height: 6-10 Position: Forward College: USC '75 Birth: 1/14/53

How Obtained: From Kansas City for a third round pick in '84 and cash, 2/17/82

How Departed: Released, 8/82

NBA (1 Year) 3-POINT

YEAR	GP	MIN	FGM-FGA	PCT	FGM-FGA	PCT	FTM-FTA	PCT	REBS	AVG	AST	PF-DQ	STL	TO	BLK	PTS	AVG
81-82	21	271	26-58	.448	0-1	.000	13-14	.929	51	2.4	13	43-0	6	10	6	65	3.1

NBA PLAYOFFS (1 Year)

1982	2	3	0-1	.000	0-1	.000	0-0	.000	1	0.5	1	0-0	0	0	0	0	0.0
------	---	---	-----	------	-----	------	-----	------	---	-----	---	-----	---	---	---	---	-----

FORMER SPURS STATISTICS

LAMP, JEFF #3

Height: 6-5 Position: Guard College: Virginia '81 Birth: 3/9/59

How Obtained: Signed 10-day contract, 2/11/86; Signed for season, 2/21/86

How Departed: Veteran free agent, 7/86

NBA (1 Year)

3-POINT

YEAR	GP	MIN	FGM-FGA	PCT	FGM-FGA	PCT	FTM-FTA	PCT	REBS	AVG	AST	PF-DQ	STL	TO	BLK	PTS	AVG
85-86	30	620	136-271	.502	4-17	.235	56-69	.812	79	2.6	53	67-0	19	38	1	332	11.1
NBA PLAYOFFS (1 Year)																	
1986	3	45	7-18	.389	1-3	.333	0-0	.000	1	0.3	7	6-0	1	4	0	15	5.0

MACK, SAM #5

Height: 6-7 Position: Forward College: Houston '92 Birth: 5/26/70

How Obtained: Signed as free agent, 9/25/92

How Departed: Waived, 10/21/93

NBA (1 Year)

3-POINT

YEAR	GP	MIN	FGM-FGA	PCT	FGM-FGA	PCT	FTM-FTA	PCT	REBS	AVG	AST	PF-DQ	STL	TO	BLK	PTS	AVG
92-93	40	267	47-118	.398	3-22	.136	45-58	.776	48	1.2	15	44-0	14	22	5	142	3.6

MALONE, MOSES #2

Height: 6-10 Position: Center College: None Birth: 5/23/55

How Obtained: Signed as free agent, 8/25/94

How Departed: Unsigned free agent, 7/1/95

NBA (1 Year)

3-POINT

YEAR	GP	MIN	FGM-FGA	PCT	FGM-FGA	PCT	FTM-FTA	PCT	REBS	AVG	AST	PF-DQ	STL	TO	BLK	PTS	AVG
94-95	17	149	13-35	.371	1-2	.500	22-32	.688	46	2.7	6	15-0	2	11	3	49	2.9

McKENZIE, FORREST #7

Height: 6-7 Position: Forward College: Loyola Marymount '86 Birth: 2/16/63

How Obtained: (1) Third round pick, 1986 draft, 48th overall; (2) Signed as free agent, 11/22/86

How Departed: (1) Waived, 10/8/86; (2) Waived, 12/15/86

NBA (1 Year)

3-POINT

YEAR	GP	MIN	FGM-FGA	PCT	FGM-FGA	PCT	FTM-FTA	PCT	REBS	AVG	AST	PF-DQ	STL	TO	BLK	PTS	AVG
86-87	6	42	7-28	.250	1-2	.500	2-2	1.000	7	1.2	1	9-0	1	3	0	17	2.8

McNAMARA, MARK #31

Height: 6-11 Position: Center College: California '82 Birth: 6/8/59

How Obtained: (1) From Philadelphia for a second round pick in '88, 11/4/83; (2) From the Lakers for a second round draft pick, 9/25/90

How Departed: (1) Traded to Kansas City for Knight, 12/11/84; (2) Traded to Orlando for Green and a first round pick in '91, 10/30/90

NBA (2 Years)

3-POINT

YEAR	GP	MIN	FGM-FGA	PCT	FGM-FGA	PCT	FTM-FTA	PCT	REBS	AVG	AST	PF-DQ	STL	TO	BLK	PTS	AVG
83-84	70	1037	157-253	.621	0-0	.000	74-151	.471	317	4.5	31	138-2	14	89	12	388	5.5
84-85	12	63	12-18	.667	0-0	.000	9-18	.5	17	1.4	0	5-0	2	6	1	33	2.8
TOT	82	1100	169-271	.624	0-0	.000	83-169	.491	334	4.1	31	143-2	16	95	13	421	5.1

MASSENBURG, TONY #45

Height: 6-9 Position: Forward College: Maryland '90 Birth: 7/31/67

How Obtained: Second round pick, 1990 draft, 43rd overall

How Departed: Waived, 12/2/91

NBA (2 Years)

3-POINT

YEAR	GP	MIN	FGM-FGA	PCT	FGM-FGA	PCT	FTM-FTA	PCT	REBS	AVG	AST	PF-DQ	STL	TO	BLK	PTS	AVG
90-91	35	161	27-60	.450	0-0	.000	28-45	.622	58	1.7	4	26-0	4	13	9	82	2.3
91-92	1	9	1-5	.200	0-0	.000	0-0	.000	0	0.0	0	2-0	0	0	0	2	2.0
TOT	36	170	28-65	.431	0-0	.000	28-45	.622	58	1.6	4	28-0	4	13	9	84	2.3

NBA PLAYOFFS (1 Year)

1991	1	1	0-0	.000	0-0	.000	0-0	.000	0	0.0	0	0-0	0	0	0	0	0.0
------	---	---	-----	------	-----	------	-----	------	---	-----	---	-----	---	---	---	---	-----

FORMER SPURS STATISTICS

MATTHEWS, WES #1

Height: 6-1 Position: Guard College: Wisconsin '80 Birth: 8/24/59

How Obtained: Signed as free agent, 10/23/85

How Departed: Waived, 10/8/86

NBA (1 Year)		3-POINT															
YEAR	GP	MIN	FGM-FGA	PCT	FGM-FGA	PCT	FTM-FTA	PCT	REBS	AVG	AST	PF-DQ	STL	TO	BLK	PTS	AVG
85-86	75	1853	320-603	.531	4-25	.160	173-211	.820	131	1.7	476	168-1	87	232	32	817	10.9
NBA PLAYOFFS (1 Year)		3-POINT															
1986	3	116	35-54	.648	0-1	.000	6-8	.750	7	2.3	24	7-0	6	11	0	76	25.3

MAXWELL, VERNON #11

Height: 6-5 Position: Guard College: Florida '88 Birth: 9/12/65

How Obtained: From Denver for a second round pick in '89, 6/28/88

How Departed: Traded to Houston for cash, 2/21/90

NBA (2 Years)		3-POINT															
YEAR	GP	MIN	FGM-FGA	PCT	FGM-FGA	PCT	FTM-FTA	PCT	REBS	AVG	AST	PF-DQ	STL	TO	BLK	PTS	AVG
88-89	79	2065	357-827	.432	32-129	.248	181-243	.745	202	2.6	301	136-0	86	178	8	927	11.7
89-90	49	1118	133-306	.435	15-52	.288	59-95	.621	141	2.8	146	79-0	42	71	5	340	6.9
TOT	128	3183	490-1133	.432	47-181	.259	240-338	.710	343	2.6	447	215-0	128	13	12	1267	9.9

MILLER, ROBERT #41

Height: 6-10 Position: Center College: Cincinnati '78 Birth: 7/9/56

How Obtained: Signed 10-day contract, 1/2/84

How Departed: Released, 1/11/84

NBA (1 Year)		3-POINT															
YEAR	GP	MIN	FGM-FGA	PCT	FGM-FGA	PCT	FTM-FTA	PCT	REBS	AVG	AST	PF-DQ	STL	TO	BLK	PTS	AVG
83-84	2	8	2-3	.667	0-0	.000	0-0	.000	5	2.5	1	5-0	0	0	1	4	2.0

MITCHELL, MIKE #34

Height: 6-7 Position: Forward College: Auburn '78 Birth: 1/1/56 Nickname: "Mitch"

How Obtained: (1) From Cleveland with Phegley for R. Johnson, Brewer and cash, 12/23/81;

(2) Signed as free agent, 4/23/90

How Departed: (1) Free agent, 1988; (2) Free agent, 7/90

NBA (7 Years)		3-POINT															
YEAR	GP	MIN	FGM-FGA	PCT	FGM-FGA	PCT	FTM-FTA	PCT	REBS	AVG	AST	PF-DQ	STL	TO	BLK	PTS	AVG
81-82	57	2090	524-973	.539	0-7	.000	148-202	.733	449	7.9	43	200-4	33	98	28	1196	21.0
82-83	80	2803	686-1342	.511	0-3	.000	219-289	.758	537	6.7	98	248-6	57	126	52	1591	19.9
83-84	79	2853	779-1597	.488	6-14	.429	275-353	.779	570	7.2	93	251-6	62	141	73	1839	23.3
84-85	82	2853	775-1558	.497	5-23	.217	269-346	.777	417	6.1	151	219-1	61	144	27	1824	22.2
85-86	82	2970	802-1697	.473	0-12	.000	317-392	.809	409	5.0	188	175-0	56	184	25	1921	23.4
86-87	40	922	208-478	.435	1-2	.500	92-112	.821	103	2.6	38	68-0	19	51	9	509	12.7
87-88	68	1501	378-786	.482	3-12	.260	160-194	.825	198	2.9	68	101-0	31	52	13	919	13.5
TOT	488	15992	4152-8429	.493	15-73	.205	1480-1888	.784	1509	3.3	679	1262-17	319	694	227	9799	20.1
NBA PLAYOFFS (6 Years)		3-POINT															
1982	9	365	90-169	.533	0-0	.000	43-57	.754	73	8.1	7	22-0	5	24	1	223	24.8
1983	11	422	102-200	.511	1-2	.500	25-33	.758	105	9.5	12	34-0	7	25	19	230	20.9
1985	5	180	44-78	.564	0-1	.000	21-24	.875	19	3.8	12	19-1	3	9	4	109	21.8
1986	3	107	21-52	.404	0-0	.000	5-10	.500	9	3.0	10	8-1	3	10	3	47	15.7
1988	3	74	13-37	.351	0-0	.000	5-6	.833	15	5.0	4	5-0	1	5	1	31	10.3
1990	4	15	3-8	.375	0-0	.000	0-0	.000	3	0.8	2	2-0	0	2	0	6	1.5
TOT	35	1163	278-544	.502	1-3	.333	99-130	.762	224	6.4	47	90-2	19	75	28	646	18.5

SPURS SHORTS

On April 27, 1983, the Spurs beat the Dever Nuggets 129-109 in the Western Conference Semifinals...the night belonged to Spurs point guard Johnny Moore...in the second round match-up Moore scored 26 points and dished out 20 assists...the 20 assists by Junior that night still stands as the most ever by a Spur in a playoff game.

FORMER SPURS STATISTICS

MITCHELL, TODD #32

Height: 6-7 Position: Forward College: Purdue '88 Birth: 7/26/66

How Obtained: Signed 10-day contract, 2/28/89

How Departed: Released, 3/7/89

NBA (1 Year)

YEAR	GP	MIN	3-POINT			FTM-FTA	PCT	REBS	AVG	AST	PF-DQ	STL	TO	BLK	PTS	AVG	
			FGM-FGA	PCT	FGM-FGA												PCT
88-89	2	33	2-9	.222	0-0	.000	1-4	.250	3	1.5	1	2-0	1	4	0	5	2.5

MOORE, JOHNNY #00

Height: 6-3 Position: Guard College: Texas '79 Birth: 3/31/58 Nickname: "Junior"

How Obtained: (1) From Seattle for cash, 6/26/79; (2) Signed as free agent, 6/18/80; (3) Signed as free agent, 11/22/89

How Departed: (1) Waived, 10/10/79; (2) Waived, 11/19/87; (3) Released, 6/1/90

NBA (9 Years)

YEAR	GP	MIN	3-POINT			FTM-FTA	PCT	REBS	AVG	AST	PF-DQ	STL	TO	BLK	PTS	AVG	
			FGM-FGA	PCT	FGM-FGA												PCT
80-81	82	1578	249-520	.479	1-19	.053	105-172	.610	196	2.4	373	178-0	120	154	22	604	7.4
81-82	79	2294	309-667	.463	1-21	.048	122-182	.670	275	3.5	762	254-6	163	175	12	741	9.4
82-83	77	2552	394-841	.468	5-22	.227	148-199	.744	277	3.6	753	247-2	194	226	32	941	12.2
83-84	59	1650	231-518	.446	28-87	.322	105-139	.755	178	3.0	566	168-2	123	143	20	595	10.1
84-85	82	2689	416-910	.457	25-89	.281	189-248	.762	378	4.6	816	247-3	229	236	18	1046	12.8
85-86	28	856	150-303	.495	4-22	.182	59-86	.686	86	3.1	252	78-0	70	81	6	363	13.0
86-87	55	1234	198-448	.442	22-79	.278	56-70	.800	100	1.8	250	97-0	83	102	3	474	8.6
87-88	4	51	4-9	.444	0-1	.000	0-0	.000	4	1.0	11	1-0	3	4	0	8	2.0
89-90	53	516	47-126	.373	8-34	.235	16-27	.593	52	1.0	82	55-0	32	39	3	118	2.2
TOT	519	13420	1998-4342	.460	94-374	.251	800-1124	.712	1546	3.0	3865	1324-12	1017	1160	116	4890	9.5

NBA PLAYOFFS (5 Years)

1981	7	124	18-37	.486	0-3	.000	6-8	.750	13	1.9	22	14-0	10	8	1	42	6.0
1982	9	292	39-82	.476	0-3	.000	16-27	.593	31	3.4	93	38-0	15	15	6	94	10.4
1983	11	414	105-197	.533	9-17	.529	28-35	.800	47	4.3	161	41-0	28	38	3	247	22.5
1985	5	168	25-54	.463	1-3	.333	15-23	.652	30	6.0	42	17-0	10	16	2	66	13.2
1990	9	86	6-24	.250	0-6	.000	4-8	.500	11	1.3	21	11-0	7	7	1	16	1.8
TOT	41	1084	193-394	.489	10-32	.312	69-101	.683	132	3.4	339	121-0	90	84	13	465	11.3

MOSLEY, GLENN #34

Height: 6-8 Position: Forward College: Seton Hall '77 Birth: 12/26/55

How Obtained: Signed as free agent, 12/78

How Departed: Waived, 10/79

NBA (1 Year)

YEAR	GP	MIN	3-POINT			FTM-FTA	PCT	REBS	AVG	AST	PF-DQ	STL	TO	BLK	PTS	AVG	
			FGM-FGA	PCT	FGM-FGA												PCT
78-79	26	221	31-75	.413	—	—	23-38	.605	64	2.5	19	35-0	8	20	10	85	3.3

NBA PLAYOFFS (1 Year)

1979	3	6	2-3	.667	—	—	1-3	.333	1	0.3	1	0-0	0	0	1	5	1.7
------	---	---	-----	------	---	---	-----	------	---	-----	---	-----	---	---	---	---	-----

MYERS, PETE #9, #7

Height: 6-7 Position: Guard College: Arkansas-Little Rock '86 Birth: 9/15/63

How Obtained: (1) Signed as free agent, 1/29/88; (2) Signed as free agent, 12/10/90

How Departed: (1) Traded to Philadelphia for King, 8/24/88; (2) Waived, 12/24/90

NBA (2 Years)

YEAR	GP	MIN	3-POINT			FTM-FTA	PCT	REBS	AVG	AST	PF-DQ	STL	TO	BLK	PTS	AVG	
			FGM-FGA	PCT	FGM-FGA												PCT
87-88	22	328	43-95	.453	0-4	.000	26-39	.667	37	1.7	48	30-0	17	33	6	112	5.1
90-91	8	103	10-23	.435	0-1	.000	9-11	.818	18	2.3	14	14-0	3	14	3	29	3.6
TOT	30	431	53-118	.450	0-5	.000	35-50	.700	55	1.8	62	44-0	20	47	9	141	4.7

SPURS SHORTS

The Spurs game on November 15, 1975, is one that will never be forgotten...that night the Spurs hosted the New Jersey Nets in the HemisFair Arena but probably no one remembers what the score of the game was...the news came at halftime when one of the Baseline Bums - Dancin' Harry - took his marriage vows at center-court.

FORMER SPURS STATISTICS

NATER, SWEN #31

Height: 6-11 Position: Center College: UCLA '73 Birth: 1/14/50

How Obtained: From Virginia for cash and a draft choice, 1973

How Departed: Traded to New York Nets for Kenon and Gale, 6/3/75

ABA (2 Years)

3-POINT

YEAR	GP	MIN	FGM-FGA	PCT	FGM-FGA	PCT	FTM-FTA	PCT	REBS	AVG	AST	PF-DQ	STL	TO	BLK	PTS	AVG
73-74	62	2001	383-695	.552	0-1	.000	134-181	.740	844	13.6	112	177-0	26	—	—	900	14.5
74-75	78	2713	495-914	.542	0-1	.000	185-246	.752	1279	16.4	97	240-0	43	185	87	1175	15.1
TOT	140	4714	878-1609	.546	0-2	.000	319-427	.747	2123	15.2	209	417-0	69	185	87	2075	14.8

ABA PLAYOFFS (2 Years)

1974	7	211	47-85	.553	0-0	.000	10-14	.724	82	11.7	15	21-0	4	—	5	104	14.9
1975	6	234	40-84	.476	0-0	.000	9-21	.429	99	16.5	6	18-0	1	16	6	89	14.8
TOT	13	445	87-169	.515	0-0	.000	19-35	.543	181	13.9	21	39-0	5	16	11	193	14.8

ABA ALL STAR GAMES (2 Years)

1974	1	28	13-24	.542	0-0	.000	3-4	.750	22	22.0	0	2-0	—	—	—	29	29.0
1975	1	26	5-13	.385	0-0	.000	2-2	1.000	5	5.0	1	3-0	0	2	0	12	12.0
TOT	2	54	18-37	.486	0-0	.000	5-6	.833	27	13.5	1	5-0	0	2	0	41	20.5

NATT, CALVIN #7

Height: 6-6 Position: Forward College: NE Louisiana '79 Birth: 1/8/57

How Obtained: From Denver with Vincent for Greenwood and Cook, 1/26/89

How Departed: Waived, 2/20/89

NBA (1 Year)

3-POINT

YEAR	GP	MIN	FGM-FGA	PCT	FGM-FGA	PCT	FTM-FTA	PCT	REBS	AVG	AST	PF-DQ	STL	TO	BLK	PTS	AVG
88-89	10	185	25-66	.379	0-0	.000	35-48	.729	32	3.2	11	19-0	2	19	2	85	8.5

NEALY, EDDIE #32

Height: 6-7 Position: Forward College: Kansas State '82 Birth: 2/19/60

How Obtained: Signed as free agent, 7/15/86

How Departed: Veteran free agent, 10/6/88

NBA (2 Years)

3-POINT

YEAR	GP	MIN	FGM-FGA	PCT	FGM-FGA	PCT	FTM-FTA	PCT	REBS	AVG	AST	PF-DQ	STL	TO	BLK	PTS	AVG
86-87	60	980	84-192	.438	4-31	.129	51-69	.739	284	4.7	83	144-1	40	36	11	223	3.7
87-88	68	837	50-109	.459	1-2	.500	41-63	.651	222	3.3	49	94-0	29	27	5	142	2.1
TOT	128	1817	134-302	.444	5-33	.152	92-132	.697	506	4.0	132	238-1	69	63	16	365	2.9

NBA PLAYOFFS (1 Year)

1988	4	5	4-6	.667	0-0	.000	2-2	1.000	13	3.3	6	7-0	1	2	1	10	2.5
------	---	---	-----	------	-----	------	-----	-------	----	-----	---	-----	---	---	---	----	-----

NELSON, LOUIE #21

Height: 6-3 Position: Guard College: Washington '73 Birth: 5/28/51

How Obtained: Signed as free agent, 11/76

How Departed: Waived, 11/76

NBA (1 Year)

3-POINT

YEAR	GP	MIN	FGM-FGA	PCT	FGM-FGA	PCT	FTM-FTA	PCT	REBS	AVG	AST	PF-DQ	STL	TO	BLK	PTS	AVG
76-77	4	57	7-14	.500	—	—	4-7	.571	7	1.8	3	9-0	2	—	0	18	4.5

NETOLICKY, BOB #24

Height: 6-9 Position: Center College: Drake '67 Birth: 5/28/51 Nickname: "Neto"

How Obtained: Contract purchased by Dallas (from Indiana), 1972

How Departed: Released, 11/3/73

ABA (1 Year)

3-POINT

YEAR	GP	MIN	FGM-FGA	PCT	FGM-FGA	PCT	FTM-FTA	PCT	REBS	AVG	AST	PF-DQ	STL	TO	BLK	PTS	AVG
73-74	19	488	100-195	.513	0-0	.000	29-46	.630	101	5.3	44	21-0	17	34	0	280	14.7

NEVITT, CHUCK #52

Height: 7-5 Position: Center College: NC State '82 Birth: 6/13/59

How Obtained: (1) Signed as free agent, 1/17/91 (2) Signed as free agent, 9/27/93

How Departed: (1) Waived, 10/28/88 (2) Waived 11/8/93

NBA (1 Year)

3-POINT

YEAR	GP	MIN	FGM-FGA	PCT	FGM-FGA	PCT	FTM-FTA	PCT	REBS	AVG	AST	PF-DQ	STL	TO	BLK	PTS	AVG
93-94	1	1	0-0	.000	0-0	.000	3-6	.500	1	.1	0	1-0	0	1	0	3	3.0

FORMER SPURS STATISTICS

NIMPHIUS, KURT #40

Height: 6-10 Position: Center College: Arizona State '80 Birth: 3/13/58
 How Obtained: Signed as veteran free agent (Detroit received a second round pick in '88), 10/27/87

How Departed: Unrestricted free agent, 6/88

NBA (1 Year)		3-POINT															
YEAR	GP	MIN	FGM-FGA	PCT	FGM-FGA	PCT	FTM-FTA	PCT	REBS	AVG	AST	PF-DQ	STL	TO	BLK	PTS	AVG
87-88	72	819	128-257	.498	0-1	.000	60-83	.723	153	2.1	53	141-2	22	49	56	316	4.4
NBA PLAYOFFS (1 Year)																	
1988	3	30	5-10	.500	0-0	.000	2-2	1.000	8	2.7	2	7-0	0	0	1	12	4.0

NORRIS, SYLVESTER #40

Height: 6-11 Position: Center College: Jackson State '79 Birth: 2/18/57 Nickname: "Sly"

How Obtained: Third round pick, 1979 draft, 63rd overall

How Departed: Waived, 9/80

NBA (1 Year)		3-POINT															
YEAR	GP	MIN	FGM-FGA	PCT	FGM-FGA	PCT	FTM-FTA	PCT	REBS	AVG	AST	PF-DQ	STL	TO	BLK	PTS	AVG
79-80	17	189	18-43	.419	0-0	.000	4-6	.667	43	2.5	6	41-1	3	19	12	40	2.4

NWOSU, JULIUS #00

Height: 6-10 Position: Forward College: Liberty '93 Birth: 5/1/71

How Obtained: Signed as free agent, 10/6/94

How Departed: Unsigned free agent, 10/1/95

NBA (1 Year)		3-POINT															
YEAR	GP	MIN	FGM-FGA	PCT	FGM-FGA	PCT	FTM-FTA	PCT	REBS	AVG	AST	PF-DQ	STL	TO	BLK	PTS	AVG
94-95	23	84	9-28	.321	0-0	.000	13-17	.765	24	1.0	3	10-0	0	9	3	31	1.3
NBA PLAYOFFS (1 Year)																	
1995	2	7	0-2	.000	0-0	.000	0-0	.000	2	1.0	0	1-0	0	1	0	0	0.0

OLBERDING, MARK #53

Height: 6-9 Position: Forward College: Minnesota '75 Birth: 4/21/56 Nickname: "Ding"

How Obtained: ABA Dispersal Draft from San Diego, 1975

How Departed: Traded to Chicago with Corzine, for Gilmore, 7/22/82

ABA (1 Year)		3-POINT															
YEAR	GP	MIN	FGM-FGA	PCT	FGM-FGA	PCT	FTM-FTA	PCT	REBS	AVG	AST	PF-DQ	STL	TO	BLK	PTS	AVG
75-76	70	1601	233-462	.504	0-0	.000	161-204	.789	425	6.1	124	197-0	40	114	30	627	9.0
NBA (6 Years)																	
76-77	82	1949	301-598	.503	—	—	251-316	.794	449	5.5	119	277-6	59	—	29	853	10.4
77-78	79	1773	231-480	.481	—	—	184-227	.811	373	4.7	131	235-1	45	118	26	646	8.2
78-79	80	1885	261-551	.474	—	—	233-290	.803	429	5.4	211	282-2	53	163	18	755	9.4
79-80	75	2111	291-609	.478	0-3	.000	210-264	.795	418	5.6	327	274-7	67	180	22	792	10.6
80-81	82	2408	348-685	.508	1-7	.143	315-380	.829	471	5.7	277	307-6	75	202	31	1012	12.3
81-82	68	2098	333-705	.472	2-12	.187	273-338	.808	439	6.5	202	253-5	57	139	29	941	13.8
TOT	466	12224	1765-3628	.486	3-21	.143	1466-2019	.808	2579	5.5	1267	1628-27	357	802	155	4999	10.7
ABA PLAYOFFS (1 Year)																	
1976	7	73	5-15	.333	0-0	.000	3-6	.500	22	3.1	1	15-0	4	4	2	13	1.9
NBA PLAYOFFS (6 Years)																	
1977	2	42	5-9	.556	—	—	3-6	.500	7	3.4	2	8-0	0	8	1	13	6.5
1978	6	152	25-51	.490	—	—	13-15	.867	30	5.0	14	23-0	6	8	6	63	10.5
1979	14	626	76-178	.424	—	—	46-64	.719	128	9.1	50	99-0	22	41	14	119	6.9
1980	3	97	13-23	.565	0-0	.000	3-4	.750	22	7.3	11	14-1	2	3	2	29	9.7
1981	7	254	58-105	.552	1-3	.333	21-25	.840	41	5.9	30	31-1	4	17	0	138	19.7
1982	9	328	53-120	.442	0-1	.000	26-31	.839	58	6.4	32	39-1	9	27	6	132	14.7
TOT	41	1499	230-486	.473	1-4	.250	112-145	.772	286	7.0	139	214-3	43	104	28	494	12.0

FORMER SPURS STATISTICS

OTHICK, MATT #12

Height: 6-2 Position: Guard College: Arizona '92 Birth: 3/16/69

How Obtained: Signed as free agent, 8/19/92

How Departed: Waived, 11/19/92

NBA (1 Year)

YEAR	GP	MIN	FGM-FGA		3-POINT		FTM-FTA		REBS	AVG	AST	PF-DQ	STL	TO	BLK	PTS	AVG
			PCT	PCT	PCT	PCT											
92-93	4	39	3-5	.600	2-4	.500	0-2	.000	2	0.5	7	7-0	1	4	0	8	2.0

OWENS, TOM #42

Height: 6-10 Position: Center/Forward College: South Carolina '72 Birth: 6/28/49 Nickname: "T.O."

How Obtained: Contract purchased from Indiana, 1/15/76

How Departed: Released, 1976

ABA (1 Year)

YEAR	GP	MIN	FGM-FGA		3-POINT		FTM-FTA		REBS	AVG	AST	PF-DQ	STL	TO	BLK	PTS	AVG
			PCT	PCT	PCT	PCT											
75-76	39	538	90-182	.495	0-0	.000	46-60	.767	155	4.0	41	97-0	3	29	13	226	5.8

ABA PLAYOFFS (1 Year)

1976	7	89	8-23	.348	0-1	.000	7-14	.500	24	3.4	2	15	3	2	2	23	3.3
------	---	----	------	------	-----	------	------	------	----	-----	---	----	---	---	---	----	-----

PASPALI, ZARKO #14

Height: 6-9 Position: Forward College: None Birth: 3/27/66

How Obtained: Signed as free agent, 7/28/89

How Departed: Waived, 4/23/90

NBA (1 Year)

YEAR	GP	MIN	FGM-FGA		3-POINT		FTM-FTA		REBS	AVG	AST	PF-DQ	STL	TO	BLK	PTS	AVG
			PCT	PCT	PCT	PCT											
89-90	28	181	27-79	.342	0-1	.000	18-22	.818	30	1.1	10	37-0	3	21	7	72	2.6

PAULTZ, BILLY #5

Height: 6-11 Position: Center College: St. John's '70 Birth: 7/30/48 Nickname: "Whopper"

How Obtained: (1) Traded from New York Nets for B. Warren, R. Jones, C. Terry and K. Hughes, 9/8/75;

(2) Signed as free agent (Houston waived), 1983

How Departed: (1) Traded to Houston (Shumate, cash, 3rd in '80), 1980; (2) Released, 1983

ABA (1 Year)

YEAR	GP	MIN	FGM-FGA		3-POINT		FTM-FTA		REBS	AVG	AST	PF-DQ	STL	TO	BLK	PTS	AVG
			PCT	PCT	PCT	PCT											
75-76	83	2958	566-1124	.504	0-2	.000	238-324	.735	862	10.4	340	232-0	61	231	253	1370	16.5

NBA (5 Years)

76-77	82	2694	521-1102	.473	—	—	238-320	.744	687	8.4	223	262-5	55	—	173	1280	15.6
77-78	80	2479	518-979	.529	—	—	230-306	.752	675	8.4	213	222-3	42	167	194	1265	15.8
78-79	79	2122	399-750	.526	—	—	114-194	.588	625	7.9	178	204-4	35	157	125	912	11.5
79-80	47	1213	189-381	.496	0-1	.000	66-100	.660	321	6.8	118	127-3	47	58	45	444	9.4
82-83	7	125	12-27	.444	0-0	.000	1-2	.500	33	5.5	4	14-0	5	6	6	25	3.6
TOT	295	8633	1639-3239	.506	0-1	.000	649-922	.704	2341	7.9	736	829-15	184	388	543	3927	13.3

ABA PLAYOFFS (1 Year)

1976	7	254	43-97	.443	0-0	.000	35-40	.875	71	10.1	19	29-0	2	14	16	121	17.3
------	---	-----	-------	------	-----	------	-------	------	----	------	----	------	---	----	----	-----	------

NBA PLAYOFFS (4 Years)

1977	2	74	12-24	.500	—	—	10-13	.769	17	8.5	5	5-0	2	—	4	34	17.0
1978	6	191	29-63	.460	—	—	11-17	.647	41	6.8	14	10-0	5	6	5	69	11.5
1979	13	299	30-80	.375	—	—	22-33	.667	98	7.5	30	33-0	4	14	23	82	6.3
1983	11	133	13-32	.406	0-0	.000	4-4	1.000	32	2.9	11	18-0	4	6	2	30	2.7
TOT	32	697	84-199	.422	0-0	.000	47-67	.701	188	5.9	60	66-0	15	26	24	215	6.7

ABA ALL-STAR GAMES (1 Year)

1976	1	20	4-6	.667	0-0	.000	2-2	1.000	2	2.0	1	1-0	2	3	1	10	10.0
------	---	----	-----	------	-----	------	-----	-------	---	-----	---	-----	---	---	---	----	------

PAXSON, JOHN #4

Height: 6-2 Position: Guard College: Notre Dame '83 Birth: 9/9/60

How Obtained: First round pick, 1983 draft, 19th overall

How Departed: Unsigned free agent, 10/85

NBA (2 Years)

YEAR	GP	MIN	FGM-FGA		3-POINT		FTM-FTA		REBS	AVG	AST	PF-DQ	STL	TO	BLK	PTS	AVG
			PCT	PCT	PCT	PCT											
83-84	49	458	61-137	.445	4-22	.182	16-26	.615	33	0.7	149	47-0	10	32	2	142	2.9
84-85	78	1259	196-385	.509	10-34	.294	84-100	.840	68	0.9	215	117-0	45	81	3	486	6.2
TOT	127	1717	257-522	.492	14-56	.250	100-126	.794	101	0.8	364	164-0	55	113	5	628	4.9

NBA PLAYOFFS (1 Year)

1985	5	114	21-42	.500	2-9	.222	7-9	.778	5	1.0	21	9-0	5	0	0	51	10.2
------	---	-----	-------	------	-----	------	-----	------	---	-----	----	-----	---	---	---	----	------

FORMER SPURS STATISTICS

PECK, WILEY #54

Height: 6-7 Position: Forward College: Mississippi State '79 Birth: 9/15/57

How Obtained: First round pick, 1979 draft, 19th overall

How Departed: Selected by Dallas in the 1980 expansion draft

NBA (1 Year)		3-POINT															
YEAR	GP	MIN	FGM-FGA	PCT	FGM-FGA	PCT	FTM-FTA	PCT	REBS	AVG	AST	PF-DQ	STL	TO	BLK	PTS	AVG
79-80	52	628	73-169	.432	0-2	.000	34-55	.618	183	3.5	33	100-2	17	48	23	180	3.5
NBA PLAYOFFS (1 Year)		3-POINT															
1980	2	9	0-3	.000	0-0	.000	0-0	.000	3	1.5	0	1-0	0	0	1	0	0.0

PHEGLEY, ROGER #21

Height: 6-6 Position: Guard College: Bradley '78 Birth: 10/16/56 Nickname: "Late Night"

How Obtained: From Cleveland, with Mitchell, for R. Johnson and Brewer, 12/23/81

How Departed: Waived, 12/4/83

NBA (3 Years)		3-POINT															
YEAR	GP	MIN	FGM-FGA	PCT	FGM-FGA	PCT	FTM-FTA	PCT	REBS	AVG	AST	PF-DQ	STL	TO	BLK	PTS	AVG
81-82	54	617	129-293	.440	5-31	.161	49-64	.766	83	1.5	61	91-0	20	33	6	308	5.7
82-83	62	599	120-267	.449	3-14	.214	43-56	.768	84	1.4	60	92-0	30	49	8	286	4.6
83-84	3	11	2-4	.500	1-1	1.000	2-2	1.000	2	0.7	2	1-0	0	1	0	7	2.3
TOT	119	1227	251-564	.445	9-46	.196	94-122	.770	169	1.4	123	184-0	50	83	14	601	5.0
NBA PLAYOFFS (2 Years)		3-POINT															
1982	5	6	0-2	.000	0-1	.000	0-0	.000	0	0.0	0	1-0	0	0	3	0	0.0
1983	8	38	9-17	.529	3-4	.750	3-4	.750	8	1.0	1	6-0	0	1	0	24	3.0
TOT	13	44	9-19	.474	3-5	.600	3-4	.750	8	0.6	1	7-0	0	1	3	24	1.8

PRESSEY, PAUL #8

Height: 6-5 Position: Guard/Forward College: Tulsa '82 Birth: 12/24/58

How Obtained: From Milwaukee for Frank Brickowski, 8/1/90

How Departed: Unrestricted free agent, 7/1/92

NBA (2 Years)		3-POINT															
YEAR	GP	MIN	FGM-FGA	PCT	FGM-FGA	PCT	FTM-FTA	PCT	REBS	AVG	AST	PF-DQ	STL	TO	BLK	PTS	AVG
90-91	70	1683	201-426	.472	16-57	.281	110-133	.827	176	2.5	271	174-1	63	130	32	528	7.5
91-92	56	759	60-161	.373	3-21	.143	28-41	.683	95	1.7	142	86-0	29	64	19	151	2.7
TOT	126	1762	261-587	.445	19-78	.244	138-174	.793	271	2.2	413	260-1	92	194	51	679	5.4
NBA PLAYOFFS (2 Years)		3-POINT															
1991	4	124	13-32	.406	1-4	.250	6-9	.667	11	2.8	16	15-0	8	6	3	33	8.3
1992	3	46	6-18	.333	1-2	.500	1-1	1.000	3	1.0	3	9-1	3	5	1	13	4.3
TOT	7	170	19-50	.380	2-6	.333	7-10	.700	14	2.0	19	24-1	11	11	4	46	6.6

RAINS, ED #15

Height: 6-7 Position: Forward College: South Alabama '81 Birth: 12/24/59

How Obtained: Second round pick, 1981 draft, 30th overall

How Departed: Waived, 8/3/83

NBA (2 Years)		3-POINT															
YEAR	GP	MIN	FGM-FGA	PCT	FGM-FGA	PCT	FTM-FTA	PCT	REBS	AVG	AST	PF-DQ	STL	TO	BLK	PTS	AVG
81-82	49	637	77-177	.435	0-2	.000	38-64	.594	80	1.6	40	74-0	18	25	2	192	3.9
82-83	34	292	33-83	.398	0-1	.000	29-43	.674	44	1.3	22	35-0	10	25	1	95	2.8
TOT	83	929	110-260	.423	0-3	.000	67-107	.626	124	1.5	62	109-0	28	50	3	287	3.5
NBA PLAYOFFS (2 Years)		3-POINT															
1982	5	30	3-6	.500	0-0	.000	4-9	.444	8	1.6	1	5-0	1	1	0	10	2.0
1983	3	11	2-5	.400	0-1	.000	0-0	.000	1	0.3	1	0-0	0	1	0	4	1.3
TOT	8	41	5-11	.455	0-1	.000	4-9	.444	9	1.1	2	5-0	1	2	0	14	1.8

RELLFORD, RICHARD #42

Height: 6-6 Position: Guard College: Michigan '86 Birth: 2/16/64

How Obtained: Signed as free agent, 4/8/88

How Departed: Released, 6/88

NBA (1 Year)		3-POINT															
YEAR	GP	MIN	FGM-FGA	PCT	FGM-FGA	PCT	FTM-FTA	PCT	REBS	AVG	AST	PF-DQ	STL	TO	BLK	PTS	AVG
87-88	4	42	5-8	.625	0-0	.000	6-8	.750	7	1.8	1	3-0	0	4	3	16	4.0

FORMER SPURS STATISTICS

RESTANI, KEVIN #31

Height: 6-10 Position: Forward College: San Francisco '74 Birth: 12/13/51 Nickname: "Mayor"

How Obtained: From Milwaukee for cash, 8/79

How Departed: Waived, 12/21/81

NBA (3 Years)			3-POINT														
YEAR	GP	MIN	FGM-FGA	PCT	FGM-FGA	PCT	FTM-FTA	PCT	REBS	AVG	AST	PF-DQ	STL	TO	BLK	PTS	AVG
79-80	82	1966	369-727	.508	5-29	.172	131-161	.814	386	4.7	189	186-0	54	129	12	874	10.7
80-81	64	999	192-369	.520	3-8	.375	62-88	.705	174	2.7	81	103-0	16	68	14	449	7.0
81-82	13	145	9-28	.321	0-1	.000	3-4	.750	35	2.7	7	16-0	1	6	4	21	1.6
TOT	159	3110	570-1124	.507	8-38	.211	196-253	.775	595	3.7	277	305-0	71	203	30	1344	8.5

ROBERTS, FRED #11

Height: 6-10 Position: Forward College: Brigham Young '82 Birth: 8/14/60

How Obtained: From New Jersey (compensation, with cash and draft choices, for Stan Albeck), 6/15/83

How Departed: Traded to Utah for second round picks in '86 and '88, 12/18/84

NBA (2 Years)			3-POINT														
YEAR	GP	MIN	FGM-FGA	PCT	FGM-FGA	PCT	FTM-FTA	PCT	REBS	AVG	AST	PF-DQ	STL	TO	BLK	PTS	AVG
83-84	79	1531	214-399	.536	1-4	.250	144-172	.837	304	3.8	98	219-4	52	100	38	573	7.3
84-85	22	305	44-98	.449	0-0	.000	29-38	.763	35	1.6	22	45-0	10	21	12	117	5.3
TOT	101	1836	258-497	.519	1-4	.250	173-210	.824	339	3.4	120	264-4	62	121	50	690	6.8

ROBISCH, DAVE #25

Height: 6-10 Position: Center College: Kansas '71 Birth: 12/22/49 Nickname: "Robo"

How Obtained: Signed 10-day contract, 1/12/84

How Departed: Released, 1/22/84

NBA (1 Year)			3-POINT														
YEAR	GP	MIN	FGM-FGA	PCT	FGM-FGA	PCT	FTM-FTA	PCT	REBS	AVG	AST	PF-DQ	STL	TO	BLK	PTS	AVG
83-84	4	37	4-8	.500	0-0	.000	0-0	.000	8	2.0	1	8-1	0	1	0	8	2.0

ROBERTSON, ALVIN #21

Height: 6-4 Position: Guard College: Arkansas '84 Birth: 7/22/62

How Obtained: First round pick 1984 draft, 7th overall

How Departed: Traded to Milwaukee, with G. Anderson, for Cummings, 5/28/89

NBA (5 Years)			3-POINT														
YEAR	GP	MIN	FGM-FGA	PCT	FGM-FGA	PCT	FTM-FTA	PCT	REBS	AVG	AST	PF-DQ	STL	TO	BLK	PTS	AVG
84-85	79	1685	299-600	.498	4-11	.364	124-169	.734	265	3.4	275	217-1	127	167	24	726	9.2
85-86	82	2878	562-1093	.514	8-29	.276	260-327	.795	516	6.3	448	296-4	301	256	40	1392	17.0
86-87	81	2697	589-1264	.466	13-48	.271	244-324	.753	424	5.2	421	264-2	260	243	35	1435	17.7
87-88	82	2978	655-1408	.465	27-95	.284	273-365	.748	498	6.1	557	300-4	243	251	69	1610	19.6
88-89	65	2287	465-962	.483	9-45	.200	183-253	.723	384	5.9	393	259-6	197	231	36	1122	17.3
TOT	389	12525	2570-5327	.482	61-228	.268	1084-1438	.754	2087	5.4	2094	1366-17	1128	1148	204	6285	16.2

ROBINSON, OLIVER #1

Height: 6-4 Position: Guard College: Ala-Birmingham '82 Birth: 3/13/60 Nickname: "Little O"

How Obtained: Second round pick, 1982 draft, 24th overall

How Departed: Waived, 10/18/83

NBA (1 Year)			3-POINT														
YEAR	GP	MIN	FGM-FGA	PCT	FGM-FGA	PCT	FTM-FTA	PCT	REBS	AVG	AST	PF-DQ	STL	TO	BLK	PTS	AVG
82-83	35	147	35-97	.361	1-11	.091	30-45	.667	17	0.5	21	18-0	4	13	2	101	2.9

FORMER SPURS STATISTICS

RODMAN, DENNIS #10

Height: 6-8 Position: Forward College: SE Oklahoma State Birth: 6/3/63
 How Obtained: From Detroit, along with Isaiah Morris and future considerations, in exchange for S. Elliot and D. Wood 10/1/93

How Departed: Traded to Chicago for Perdue and other considerations, 10/2/95

NBA (2 Year)		3-POINT															
YEAR	GP	MIN	FGM-FGA	PCT	FGM-FGA	PCT	FTM-FTA	PCT	REBS	AVG	AST	PF-DQ	STL	TO	BLK	PTS	AVG
93-94	79	2989	156-292	.534	5-24	.208	53-102	.520	1367	17.3	184	229-0	52	138	32	370	4.7
94-95	49	1568	137-240	.571	0-2	.000	75-111	.676	823	16.8	97	159-1	31	98	23	349	7.1
TOT	128	4557	293-532	.551	5-26	.192	128-213	.601	2190	17.1	281	1126-18	83	236	55	719	5.6

ROTH, SCOTT #3

Height: 6-8 Position: Forward College: Wisconsin '85 Birth: 6/3/63 Nickname: "Air All"

How Obtained: Signed as free agent, 1/13/89

How Departed: Selected by Minnesota in the 1989 expansion draft

NBA (1 Year)		3-POINT															
YEAR	GP	MIN	FGM-FGA	PCT	FGM-FGA	PCT	FTM-FTA	PCT	REBS	AVG	AST	PF-DQ	STL	TO	BLK	PTS	AVG
88-89	47	464	52-143	.364	2-10	.200	52-76	.684	56	1.2	48	55-0	19	33	4	158	3.4

ROYAL, DONALD #5

Height: 6-8 Position: Forward College: Notre Dame '87 Birth: 5/2/66

How Obtained: Signed as free agent, 12/3/91

How Departed: Waived, 6/25/92

NBA (1 Year)		3-POINT															
YEAR	GP	MIN	FGM-FGA	PCT	FGM-FGA	PCT	FTM-FTA	PCT	REBS	AVG	AST	PF-DQ	STL	TO	BLK	PTS	AVG
91-92	60	715	80-178	.449	0-0	.000	92-133	.692	124	2.1	34	73-0	25	39	7	252	4.2
NBA PLAYOFFS (1 Year)																	
1992	3	57	5-9	.556	0-0	.000	5-9	.556	12	4.0	0	7-0	2	6	2	15	5.0

SANDERS, FRANKIE #45

Height: 6-6 Position: Forward College: Southern '78 Birth: 1/23/57

How Obtained: First round pick, 1978 draft, 20th overall

How Departed: Waived, 12/78

NBA (1 Year)		3-POINT															
YEAR	GP	MIN	FGM-FGA	PCT	FGM-FGA	PCT	FTM-FTA	PCT	REBS	AVG	AST	PF-DQ	STL	TO	BLK	PTS	AVG
78-79	22	263	50-127	.394	—	—	32-41	.780	59	2.7	35	44-1	14	32	3	132	6.0

SANDERS, MIKE #35

Height: 6-6 Position: Forward College: UCLA '82 Birth: 5/7/60

How Obtained: Signed as free agent, 2/9/83

How Departed: Waived, 10/17/83

NBA (1 Year)		3-POINT															
YEAR	GP	MIN	FGM-FGA	PCT	FGM-FGA	PCT	FTM-FTA	PCT	REBS	AVG	AST	PF-DQ	STL	TO	BLK	PTS	AVG
82-83	26	393	76-157	.484	0-2	.000	31-43	.721	94	3.6	19	57-0	18	28	6	183	7.0
NBA PLAYOFFS (1 Year)																	
1983	6	25	7-13	.538	0-0	.000	0-0	.000	9	1.5	4	3-0	0	0	0	14	2.3

SCHINTZIUS, DWAYNE #24

Height: 7-2 Position: Center College: Florida '90 Birth: 10/24/68

How Obtained: First round pick, 1990 draft, 24th overall

How Departed: Traded to Sacramento, with a second round pick in '94, for Carr, 9/23/91

NBA (1 Year)		3-POINT															
YEAR	GP	MIN	FGM-FGA	PCT	FGM-FGA	PCT	FTM-FTA	PCT	REBS	AVG	AST	PF-DQ	STL	TO	BLK	PTS	AVG
90-91	42	398	68-155	.439	0-2	.000	22-40	.550	121	2.9	17	64-0	2	34	29	158	3.8

FORMER SPURS STATISTICS

SHUMATE, JOHN #34

Height: 6-9 Position: Center/Forward College: Notre Dame '74 Birth: 4/6/52

How Obtained: From Houston for Paultz, 1/18/79

How Departed: Traded to Seattle but returned (failed physical), waived, 11/80

NBA (1 Year)		3-POINT															
YEAR	GP	MIN	FGM-FGA	PCT	FGM-FGA	PCT	FTM-FTA	PCT	REBS	AVG	AST	PF-DQ	STL	TO	BLK	PTS	AVG
79-80	27	777	138-263	.525	0-1	.000	115-147	.782	214	7.9	52	71-1	23	50	31	391	14.5
NBA PLAYOFFS (1 Year)																	
1980	3	78	9-20	.450	0-0	.000	3-3	1.000	13	4.3	5	9-0	4	5	4	21	7.0

SILAS, JAMES #13

Height: 6-3 Position: Guard College: S.F. Austin '72 Birth: 2/11/49 Nickname: "Snake" and "Captain Late"

How Obtained: Signed as free agent with Dallas, 1972

How Departed: Traded to Cleveland for cash, a second round pick in '83 and Yorker, 1981

ABA (3 Years)		3-POINT															
YEAR	GP	MIN	FGM-FGA	PCT	FGM-FGA	PCT	FTM-FTA	PCT	REBS	AVG	AST	PF-DQ	STL	TO	BLK	PTS	AVG
73-74	84	3096	486-1017	.478	0-1	.000	349-420	.831	343	4.1	319	256-0	90	220	8	1321	15.7
74-75	82	3105	578-1136	.509	0-2	.000	430-486	.885	310	3.8	398	232-0	111	230	17	1586	19.3
75-76	84	3112	718-1384	.519	0-2	.000	564-647	.872	335	4.0	452	263-0	155	254	24	2000	23.8
TOT	250	9313	1782-3511	.505	0-5	.000	1343-1553	.865	988	4.0	1169	752-0	356	704	49	4907	19.6
NBA (5 Years)																	
76-77	22	356	61-142	.430	—	—	87-107	.813	32	1.5	50	36-0	13	—	3	209	9.5
77-78	37	311	43-97	.443	—	—	60-73	.822	23	0.6	38	29-0	11	30	1	146	3.9
78-79	79	2171	466-922	.505	—	—	334-402	.831	183	2.3	273	215-1	76	199	20	1266	16.0
79-80	77	2293	513-999	.514	0-4	.000	339-382	.887	167	2.2	347	206-2	61	192	14	1365	17.7
80-81	75	2055	476-997	.477	0-2	.000	374-440	.850	231	3.1	285	129-0	51	159	12	1326	17.7
TOT	290	7191	1559-3152	.495	0-6	.000	1194-1403	.852	636	2.2	993	615-3	211	580	50	4312	14.9
ABA PLAYOFFS (3 Years)																	
1974	7	294	49-104	.471	0-1	.000	26-38	.684	38	5.4	32	15-0	14	21	1	132	18.9
1975	6	271	41-87	.471	0-0	.000	31-40	.775	18	3.0	60	27-0	9	16	1	113	18.8
1976	1	26	3-10	.300	0-0	.000	4-4	1.000	4	4.0	0	3-0	1	2	0	10	10.0
TOT	14	591	93-201	.463	0-1	.000	61-82	.744	60	4.3	92	45-0	24	39	2	255	18.2
NBA PLAYOFFS (4 Years)																	
1978	3	19	3-10	.300	—	—	1-2	.500	0	0.0	1	1-0	1	1	0	7	2.3
1979	14	475	102-215	.474	—	—	63-80	.788	42	3.0	66	39-0	21	36	1	267	19.1
1980	3	90	16-36	.444	0-0	.000	11-11	1.000	7	2.3	9	8-0	6	5	1	43	14.3
1981	7	161	27-69	.391	0-0	.000	26-32	.813	15	2.1	19	9-0	4	18	0	80	11.4
TOT	27	745	148-330	.448	0-0	.000	101-125	.808	64	2.4	95	57-0	32	60	2	397	14.7
ABA ALL-STAR GAMES (2 Years)																	
1975	1	23	5-7	.714	0-0	.000	11-11	1.000	3	3.0	5	3-0	2	2	0	21	21.0
1976	1	23	6-10	.600	0-0	.000	8-8	1.000	0	0.0	5	6-0	1	3	0	20	20.0
TOT	2	46	11-17	.647	0-0	.000	19-19	1.000	3	1.5	10	9-0	3	5	0	41	20.5

SIMS, SCOTT #20

Height: 6-1 Position: Guard College: Missouri '77 Birth: 4/18/55

How Obtained: Fifth round pick, 1977 draft

How Departed: Waived, 11/77

NBA (1 Year)		3-POINT															
YEAR	GP	MIN	FGM-FGA	PCT	FGM-FGA	PCT	FTM-FTA	PCT	REBS	AVG	AST	PF-DQ	STL	TO	BLK	PTS	AVG
77-78	12	95	10-26	.385	—	—	10-15	.667	13	1.1	20	16-0	3	19	0	30	2.5

SMART, KEITH #3

Height: 6-1 Position: Guard College: Indiana '88 Birth: 9/21/64

How Obtained: Claimed off waivers from Golden St., 10/21/88

How Departed: Waived, 11/10/88

NBA (1 Year)		3-POINT															
YEAR	GP	MIN	FGM-FGA	PCT	FGM-FGA	PCT	FTM-FTA	PCT	REBS	AVG	AST	PF-DQ	STL	TO	BLK	PTS	AVG
88-89	2	12	0-2	.000	0-1	.000	2-2	1.000	1	0.5	2	0-0	0	2	0	2	1.0

FORMER SPURS STATISTICS

SMITH, KEN #2

Height: 6-7 Position: Forward College: Tulsa '75 Birth: 7/12/53 Nickname: "Grasshopper"

How Obtained: Fourth round pick, 1975 draft

How Departed: Waived, 12/75

NBA (1 Year)

3-POINT

YEAR	GP	MIN	FGM-FGA	PCT	FGM-FGA	PCT	FTM-FTA	PCT	REBS	AVG	AST	PF-DQ	STL	TO	BLK	PTS	AVG
75-76	19	164	34-83	.410	1-5	.200	13-16	.813	24	1.3	7	22-0	4	8	0	82	4.3

SMITH, ROBERT #20

Height: 5-11 Position: Guard College: UNLV '77 Birth: 3/10/55

How Obtained: Signed as free agent, 3/23/83

How Departed: Waived, 10/14/83

NBA (1 Year)

3-POINT

YEAR	GP	MIN	FGM-FGA	PCT	FGM-FGA	PCT	FTM-FTA	PCT	REBS	AVG	AST	PF-DQ	STL	TO	BLK	PTS	AVG
82-83	7	25	5-11	.455	0-1	.000	2-2	1.000	3	0.4	2	6-0	1	3	0	12	1.7

NBA PLAYOFFS (1 Year)

1983	6	19	4-9	.444	0-1	.000	2-2	1.000	5	0.8	6	2-0	1	1	0	10	1.7
------	---	----	-----	------	-----	------	-----	-------	---	-----	---	-----	---	---	---	----	-----

SMITH, LARRY #2

Height: 6-8 Position: Forward College: Alcorn St. '80 Birth: 1/18/58

How Obtained: Signed as unrestricted free agent, 8/10/92

How Departed: Waived, 5/93

NBA (1 Year)

3-POINT

YEAR	GP	MIN	FGM-FGA	PCT	FGM-FGA	PCT	FTM-FTA	PCT	REBS	AVG	AST	PF-DQ	STL	TO	BLK	PTS	AVG
92-93	66	833	38-87	.437	0-0	.000	9-22	.409	268	4.1	28	133-2	23	39	16	85	1.3

NBA PLAYOFFS (1 Year)

1993	6	50	2-3	.667	0-0	.000	3-4	.750	16	2.8	1	16-0	4	1	2	7	1.2
------	---	----	-----	------	-----	------	-----	------	----	-----	---	------	---	---	---	---	-----

SMREK, MIKE #52

Height: 7-0 Position: Center College: Canisius '85 Birth: 8/31/62

How Obtained: From LA Lakers for a second round pick in '90, 11/2/88

How Departed: Free agent, 7/1/89

NBA (1 Year)

3-POINT

YEAR	GP	MIN	FGM-FGA	PCT	FGM-FGA	PCT	FTM-FTA	PCT	REBS	AVG	AST	PF-DQ	STL	TO	BLK	PTS	AVG
88-89	43	623	72-153	.471	0-0	.000	49-76	.645	129	3.0	12	102-2	13	48	58	193	4.5

STRICKLAND, ROD #1

Height: 6-3 Position: Guard College: DePaul '88 Birth: 7/11/66

How Obtained: From New York for Maurice Cheeks, 2/21/90

How Departed: Unrestricted free agent, 7/1/92

NBA (3 Years)

3-POINT

YEAR	GP	MIN	FGM-FGA	PCT	FGM-FGA	PCT	FTM-FTA	PCT	REBS	AVG	AST	PF-DQ	STL	TO	BLK	PTS	AVG
89-90	31	1121	173-370	.468	2-9	.222	91-148	.615	133	4.3	249	89-3	57	85	6	439	14.2
90-91	58	2076	314-651	.482	11-33	.333	161-211	.763	219	3.8	463	125-0	117	156	11	890	13.8
91-92	57	2053	300-659	.455	5-15	.333	182-265	.687	265	4.6	491	122-0	118	160	17	787	13.8
TOT	146	5250	787-1680	.469	18-57	.316	434-624	.696	497	3.4	1203	336-3	292	401	34	2026	13.9

NBA PLAYOFFS (3 Years)

1990	10	384	54-127	.425	0-7	.000	15-27	.556	53	5.3	112	30-2	14	34	0	123	12.3
1991	4	168	29-67	.433	0-6	.000	17-21	.810	21	5.3	35	14-0	9	13	0	75	18.8
1992	2	80	13-22	.591	0-0	.000	5-8	.625	7	3.5	19	8-0	3	6	2	31	15.5
TOT	16	632	96-216	.444	0-13	.000	37-56	.661	81	5.1	166	52-0	26	53	2	229	14.3

SPURS SHORTS

Has the weather postponed a Spurs game?...yes...it happened to the Spurs on February 7, 1978...the game was scheduled to be with the New Jersey Nets here in San Antonio...snow was the culprit, but not here in San Antonio...the Nets were snowed in back in New Jersey, and couldn't get into San Antonio in time for the game.

FORMER SPURS STATISTICS

STROEDER, JOHN #32

Height: 6-10 Position: Center College: Montana '80 Birth: 7/24/58

How Obtained: Signed as free agent, 11/10/88

How Departed: Waived, 11/14/88

NBA (1 Year)

3-POINT

Year	GP	MIN	FGM-FGA	PCT	FGM-FGA	PCT	FTM-FTA	PCT	REBS	AVG	AST	PF-DQ	STL	TO	BLK	PTS	AVG
88-89	1	2	0-0	.000	0-0	.000	0-0	.000	0	0.0	0	2-0	0	1	0	0	0.0

SUNDVOLD, JON #20

Height: 6-2 Position: Guard College: Missouri '83 Birth: 7/2/61 Nickname: "Sunny"

How Obtained: From Seattle for a second round pick in '86, 10/23/85

How Departed: Selected by Miami in the 1988 expansion draft

NBA (3 Years)

3-POINT

Year	GP	MIN	FGM-FGA	PCT	FGM-FGA	PCT	FTM-FTA	PCT	REBS	AVG	AST	PF-DQ	STL	TO	BLK	PTS	AVG
85-86	70	1150	220-476	.462	21-60	.350	39-48	.813	80	1.1	261	110-0	34	85	0	500	7.1
86-87	76	1765	365-751	.486	50-149	.336	70-84	.833	98	1.3	315	109-1	35	97	0	860	11.2
87-88	52	1024	176-379	.464	26-64	.406	43-48	.896	48	0.9	183	54-0	27	57	2	421	8.1
TOT	198	3939	761-1606	.473	97-273	.355	152-180	.844	226	1.1	759	273-1	96	239	2	1771	8.9
NBA PLAYOFFS (2 Years)																	
1986	3	43	7-18	.389	1-6	.167	1-1	1.000	1	0.3	5	1-0	0	5	0	16	5.3
1985	3	90	15-30	.500	3-9	.333	2-3	.667	4	1.3	15	3-0	4	3	0	35	11.7
TOT	6	133	22-48	.458	4-15	.267	3-4	.750	5	0.8	20	4-0	4	8	0	51	8.5

SUTTON, GREG #23

Height: 6-2 Position: Guard College: Oral Roberts '91 Birth: 12/3/67

How Obtained: Second round pick, 1991 draft, 49th overall

How Departed: Waived, 11/3/92

NBA (1 Year)

3-POINT

Year	GP	MIN	FGM-FGA	PCT	FGM-FGA	PCT	FTM-FTA	PCT	REBS	AVG	AST	PF-DQ	STL	TO	BLK	PTS	AVG
91-92	67	601	93-240	.388	26-89	.292	34-45	.756	47	0.7	91	111-0	26	70	9	246	3.7
NBA PLAYOFFS (1 Year)																	
1992	2	15	2-6	.333	0-2	.000	3-3	1.000	0	0.0	2	3-0	1	0	1	7	3.5

SWIFT, HARLEY #21

Height: 6-3 Position: Guard College: East Tennessee State '69 Birth: 6/19/46 Nickname: "Skeeter"

How Obtained: Obtained by Dallas in ABA dispersal draft (Pittsburgh), 1972

How Departed: Waived, 11/12/73

ABA (1 Year)

3-POINT

Year	GP	MIN	FGM-FGA	PCT	FGM-FGA	PCT	FTM-FTA	PCT	REBS	AVG	AST	PF-DQ	STL	TO	BLK	PTS	AVG
73-74	16	153	23-67	.343	1-12	.083	16-20	.800	16	1.0	15	26-0	3	13	0	63	3.9

TEMPLE, COLLIS #40

Height: 6-8 Position: Forward College: LSU '74 Birth: 11/8/52

How Obtained: Third round pick, 1974 ABA draft

How Departed: Released, 1/26/75

ABA (1 Year)

3-POINT

Year	GP	MIN	FGM-FGA	PCT	FGM-FGA	PCT	FTM-FTA	PCT	REBS	AVG	AST	PF-DQ	STL	TO	BLK	PTS	AVG
74-75	24	102	17-41	.415	0-1	.000	8-10	.800	31	1.2	15	29-0	4	12	4	42	1.8

TERRY, CHUCK #30

Height: 6-6 Position: Forward College: Long Beach State '72 Birth: 9/27/50 Nickname: "Carlos"

How Obtained: Signed as free agent, 1973

How Departed: Traded to NY Nets with Warren, K. Hughes and R. Jones, for Paultz, 9/8/75

ABA (2 Years)

3-POINT

Year	GP	MIN	FGM-FGA	PCT	FGM-FGA	PCT	FTM-FTA	PCT	REBS	AVG	AST	PF-DQ	STL	TO	BLK	PTS	AVG
73-74	61	1093	132-294	.449	1-2	.500	36-41	.878	166	2.7	72	139-0	18	—	5	301	4.9
74-75	79	1186	148-313	.473	3-8	.375	39-53	.736	217	2.7	69	146-0	37	37	3	338	4.3
TOT	141	2279	280-607	.461	4-10	.400	75-94	.798	383	2.7	141	285-0	55	37	8	649	4.6
ABA PLAYOFFS (2 Years)																	
1974	7	112	11-24	.458	0-0	.000	4-6	.667	24	3.4	7	9-0	0	—	—	26	3.7
1975	5	123	12-25	.480	0-0	.000	3-4	.750	19	3.8	2	14-0	3	1	1	27	5.4
TOT	12	235	23-49	.469	0-0	.000	7-10	.700	43	3.6	9	23-0	3	1	1	53	4.4

FORMER SPURS STATISTICS

THIRDKILL, DAVID #22

Height: 6-7 Position: Forward/Guard College: Bradley '82 Birth: 4/12/60

How Obtained: Signed as free agent, 4/10/85

How Departed: Waived, 7/2/85

NBA (1 Year)

3-POINT

YEAR	GP	MIN	FGM-FGA	PCT	FGM-FGA	PCT	FTM-FTA	PCT	REBS	AVG	AST	PF-DQ	STL	TO	BLK	PTS	AVG
84-85	2	52	5-11	.455	0-0	.000	5-6	.833	7	3.5	3	5-0	2	2	1	15	7.5

NBA PLAYOFFS (1 Year)

1985	5	22	1-1	.250	0-2	.000	2-4	.500	2	0.4	2	4-0	0	4	0	4	0.8
------	---	----	-----	------	-----	------	-----	------	---	-----	---	-----	---	---	---	---	-----

THOMPSON, MYCHAL #43

Height: 6-10 Position: Center/Forward College: Minnesota '72 Birth: 1/31/55

How Obtained: From Portland, with the rights to Krystkowiak, for S. Johnson, 6/19/86

How Departed: Traded to Lakers for Brickowski, Gudmundsson, a first-round pick in '87, a second round pick in '90 and cash, 2/13/87

NBA (1 Year)

3-POINT

YEAR	GP	MIN	FGM-FGA	PCT	FGM-FGA	PCT	FTM-FTA	PCT	REBS	AVG	AST	PF-DQ	STL	TO	BLK	PTS	AVG
86-87	49	1210	230-528	.436	1-1	1.000	144-196	.735	276	5.6	87	117-0	31	77	41	605	12.3

TOWNES, LINTON #2

Height: 6-7 Position: Forward College: James Madison '82 Birth: 11/30/59

How Obtained: Signed as free agent, 4/12/85

How Departed: Waived, 7/26/85

NBA (1 Year)

3-POINT

YEAR	GP	MIN	FGM-FGA	PCT	FGM-FGA	PCT	FTM-FTA	PCT	REBS	AVG	AST	PF-DQ	STL	TO	BLK	PTS	AVG
84-85	1	8	0-6	.000	0-0	.000	2-2	1.000	1	1.0	0	1-0	0	0	0	2	2.0

NBA PLAYOFFS (1 Year)

1985	2	6	4-8	.500	0-1	.000	0-0	.000	3	1.5	0	1-0	0	0	0	8	4.0
------	---	---	-----	------	-----	------	-----	------	---	-----	---	-----	---	---	---	---	-----

TUCKER, TRENT #6

Height: 6-5 Position: Guard College: Minnesota '82 Birth: 12/20/59

How Obtained: Signed 10-day contract, 2/27/92; Signed 10-day contract, 3/7/92; Signed for season, 3/17/92

How Departed: Free Agent, 7/92

NBA (1 Year)

3-POINT

YEAR	GP	MIN	FGM-FGA	PCT	FGM-FGA	PCT	FTM-FTA	PCT	REBS	AVG	AST	PF-DQ	STL	TO	BLK	PTS	AVG
91-92	24	415	60-129	.465	19-48	.396	16-20	.800	37	1.5	27	39-0	21	14	3	155	6.5

NBA PLAYOFFS (1 Year)

1992	3	38	6-14	.429	1-5	.200	1-1	1.000	3	1.0	2	3-0	0	3	0	14	4.7
------	---	----	------	------	-----	------	-----	-------	---	-----	---	-----	---	---	---	----	-----

VAN ZANT, DENNIS #30

Height: 6-9 Position: Forward College: Azusa Pacific '75 Birth: 6/1/52

How Obtained: Signed as free agent, 1975

How Departed: Waived, 10/75

ABA (1 Year)

3-POINT

YEAR	GP	MIN	FGM-FGA	PCT	FGM-FGA	PCT	FTM-FTA	PCT	REBS	AVG	AST	PF-DQ	STL	TO	BLK	PTS	AVG
75-76	1	2	0-0	.000	0-0	.000	2-2	1.000	1	1.0	0	1-0	0	0	0	2	2.0

VINCENT, JAY #31

Height: 6-7 Position: Forward College: Michigan State '81 Birth: 6/10/59

How Obtained: From Denver, with Natt, for Greenwood and D. Cook, 1/26/89

How Departed: Traded to Philadelphia, with Dawkins, for Cheeks, Wingate and Welp, 8/28/89

NBA (1 Year)

3-POINT

YEAR	GP	MIN	FGM-FGA	PCT	FGM-FGA	PCT	FTM-FTA	PCT	REBS	AVG	AST	PF-DQ	STL	TO	BLK	PTS	AVG
88-89	24	551	91-219	.416	0-1	.000	35-51	.686	92	3.8	22	52-0	5	37	3	217	9.0

SPURS SHORTS

November 4, 1989, is a date no Spur fan should ever forget...on that date the Spurs beat the Los Angeles Lakers 106-98 to open the 1989-90 season...the game was the first in the NBA for David Robinson...the Admiral got his career started with a bang, scoring 23 points and pulling in 17 rebounds...the game would be the first of a brilliant career for the Spurs All-Star center.

FORMER SPURS STATISTICS

WARD, HENRY #15

Height: 6-4 Position: Forward College: Jackson State '75 Birth: 1/30/52

How Obtained: Seventh round pick, 1975 ABA draft

How Departed: Waived, 10/77

ABA (1 Year)		3-POINT															
YEAR	GP	MIN	FGM-FGA	PCT	FGM-FGA	PCT	FTM-FTA	PCT	REBS	AVG	AST	PF-DQ	STL	TO	BLK	PTS	AVG
75-76	61	688	154-333	.462	6-23	.261	16-27	.593	140	2.3	35	99-0	16	45	10	330	5.4
NBA (1 Year)		3-POINT															
76-77	27	171	34-90	.378	—	—	15-17	.882	33	1.2	6	30-0	6	—	5	83	3.1
ABA PLAYOFFS (1 Year)		3-POINT															
1976	5	18	4-12	.333	2-2	1.000	0-0	.000	2	0.4	0	6-0	1	1	1	10	2.0
NBA PLAYOFFS (1 Year)		3-POINT															
1977	1	1	2-3	.667	—	—	0-0	.000	0	0.0	0	0-0	0	0	0	4	4.0

WARREN, BOBBY #21

Height: 6-5 Position: Guard College: Vanderbilt '68 Birth: 7/17/46

How Obtained: From Utah for cash and draft choice, 1974

How Departed: Traded to NY Nets, with R. Jones, C. Terry, and K. Hughes for Paultz, 9/8/75

ABA (2 Years)		3-POINT															
YEAR	GP	MIN	FGM-FGA	PCT	FGM-FGA	PCT	FTM-FTA	PCT	REBS	AVG	AST	PF-DQ	STL	TO	BLK	PTS	AVG
73-74	36	486	61-134	.459	0-1	.000	32-35	.914	61	1.7	38	40-0	9	30	5	154	4.3
74-75	71	992	127-265	.479	2-7	.286	77-91	.846	112	1.6	91	109-0	35	68	9	333	4.7
TOT	107	1478	188-399	.471	2-8	.250	109-126	.865	173	1.6	129	149-0	44	98	14	487	4.6
ABA PLAYOFFS (2 Years)		3-POINT															
1974	7	133	14-29	.483	0-0	.000	8-8	1.000	21	3.0	9	21-0	2	—	—	36	5.1
1975	1	5	0-1	.000	0-0	.000	0-0	.000	0	0.0	0	0-0	0	1	0	0	0.0
TOT	8	138	14-30	.467	0-0	.000	8-8	1.000	21	2.6	9	21-0	2	1	0	36	4.5

WEIDNER, BRANT #25

Height: 6-9 Position: Forward College: William & Mary '83 Birth: 10/28/60

How Obtained: Fourth round pick, 1983 draft, 90th overall

How Departed: Waived, 7/19/84

NBA (1 Year)		3-POINT															
YEAR	GP	MIN	FGM-FGA	PCT	FGM-FGA	PCT	FTM-FTA	PCT	REBS	AVG	AST	PF-DQ	STL	TO	BLK	PTS	AVG
83-84	8	38	2-9	.222	0-0	.000	4-4	1.000	11	1.4	0	5-0	0	2	2	8	1.0

WELP, CHRISTIAN #42

Height: 7-0 Position: Center College: Washington '87 Birth: 1/2/64

How Obtained: From Philadelphia, with Cheeks and Wingate for Dawkins and Vincent, 8/28/89

How Departed: Traded to Golden State for U. Blab, 2/22/90

NBA (1 Year)		3-POINT															
YEAR	GP	MIN	FGM-FGA	PCT	FGM-FGA	PCT	FTM-FTA	PCT	REBS	AVG	AST	PF-DQ	STL	TO	BLK	PTS	AVG
89-90	13	56	7-23	.304	0-0	.000	1-2	.500	12	1.0	5	21-0	1	6	0	15	1.2

WHATLEY, ENNIS #3

Height: 6-3 Position: Guard College: Alabama '85 Birth: 8/11/62

How Obtained: (1) Signed 10-day contract, 2/1/86; (2) Signed 10-day contract, 10/8/92

How Departed: (1) Released, 2/10/86; (2) Waived, 10/13/92

NBA (1 Year)		3-POINT															
YEAR	GP	MIN	FGM-FGA	PCT	FGM-FGA	PCT	FTM-FTA	PCT	REBS	AVG	AST	PF-DQ	STL	TO	BLK	PTS	AVG
85-86	2	14	1-2	.500	0-0	.000	0-0	.000	0	0.0	3	1-0	0	4	0	2	1.0

WHITEHEAD, JEROME #6

Height: 6-10 Position: Center College: Marquette '78 Birth: 9/30/56 Nickname: "J. Dub"

How Obtained: From Golden State for Shelton Jones, 11/22/88

How Departed: Free agent, 7/1/89

NBA (1 Year)		3-POINT															
YEAR	GP	MIN	FGM-FGA	PCT	FGM-FGA	PCT	FTM-FTA	PCT	REBS	AVG	AST	PF-DQ	STL	TO	BLK	PTS	AVG
88-89	52	580	69-176	.392	0-0	.000	30-45	.667	129	2.5	17	107-1	22	22	4	168	3.2

FORMER SPURS STATISTICS

WHITNEY, CHRIS #20

Height: 6-0 Position: Guard College: Clemson '93 Birth: 7/23/61

How Obtained: Second Round pick, 1993 draft, 47th overall

How Departed: Waived, 2/23/95

NBA (1 Year)		3-POINT															
YEAR	GP	MIN	FGM-FGA	PCT	FGM-FGA	PCT	FTM-FTA	PCT	REBS	AVG	AST	PF-DQ	STL	TO	BLK	PTS	AVG
93-94	40	330	25-82	.305	10-30	.333	12-15	.800	29	0.7	53	53-0	11	37	1	72	1.8
94-95	25	179	14-47	.298	3-19	.158	11-11	1.000	13	0.5	28	34-1	4	18	0	42	1.7
TOT	65	518	39-129	.302	13-49	.265	23-26	.885	42	0.6	81	85-1	15	55	1	114	1.8

WILEY, MICHAEL #33

Height: 6-9 Position: Forward College: Long Beach State '80 Birth: 10/16/57

How Obtained: Second round pick, 1980 draft, 39th overall

How Departed: Waived, 10/81

NBA (1 Year)		3-POINT															
YEAR	GP	MIN	FGM-FGA	PCT	FGM-FGA	PCT	FTM-FTA	PCT	REBS	AVG	AST	PF-DQ	STL	TO	BLK	PTS	AVG
80-81	33	271	76-138	.551	0-2	.000	36-48	.750	64	1.9	11	38-1	8	28	6	188	5.7
NBA PLAYOFFS (1 Year)																	
1981	2	4	0-1	.000	0-0	.000	2-2	1.000	0	0.0	0	1-0	0	0	0	2	1.0

WILEY, MORLON #20

Height: 6-4 Position: Guard College: Cal State-Long Beach '85 Birth: 9/24/66

How Obtained: Signed as a free agent, 12/17/91

How Departed: Waived, 12/23/91

NBA (1 Year)		3-POINT															
YEAR	GP	MIN	FGM-FGA	PCT	FGM-FGA	PCT	FTA-FTM	PCT	REBS	AVG	AST	PF-DQ	STL	TO	BLK	PTS	AVG
91-92	3	13	3-5	.600	0-0	.000	0-0	.000	1	0.3	1	3-0	0	0	0	6	2.0

WILKINS, JEFF #45

Height: 6-10 Position: Center/Forward College: Illinois State '77 Birth: 3/9/55

How Obtained: From Utah for J. Cook and Iavaroni, 2/16/86

How Departed: Veteran free agent, 6/86

NBA (1 Year)		3-POINT															
YEAR	GP	MIN	FGM-FGA	PCT	FGM-FGA	PCT	FTM-FTA	PCT	REBS	AVG	AST	PF-DQ	STL	TO	BLK	PTS	AVG
85-86	27	522	51-134	.381	0-0	.000	28-46	.609	127	4.7	18	71-1	8	20	10	130	4.8
NBA PLAYOFFS (1 Year)																	
1986	3	16	0-1	.000	0-0	.000	0-0	.000	3	1.0	0	6-0	0	0	2	0	0.0

WILLIAMS, KEVIN #12

Height: 6-3 Position: Guard College: St. John's '83 Birth: 9/11/61

How Obtained: Second round pick, 1983 draft, 46th overall

How Departed: Waived, 12/12/83

NBA (1 Year)		3-POINT															
YEAR	GP	MIN	FGM-FGA	PCT	FGM-FGA	PCT	FTM-FTA	PCT	REBS	AVG	AST	PF-DQ	STL	TO	BLK	PTS	AVG
83-84	19	200	25-58	.431	0-1	.000	25-32	.781	13	0.7	43	42-1	8	22	4	75	3.9

WILLIAMS, RAY #11

Height: 6-3 Position: Guard College: Minnesots '77 Birth: 10/14/54

How Obtained: Signed 10-day contract, 2/11/86

How Departed: Released, 4/14/86

NBA (1 Year)		3-POINT															
YEAR	GP	MIN	FGM-FGA	PCT	FGM-FGA	PCT	FTM-FTA	PCT	REBS	AVG	AST	PF-DQ	STL	TO	BLK	PTS	AVG
85-86	23	397	50-131	.382	2-6	.333	62-64	.969	37	1.6	111	64-1	28	51	3	164	7.1

FORMER SPURS STATISTICS

WILLIAMS, REGGIE #2

Height: 6-7 Position: Forward College: Georgetown '87 Birth: 3/5/64

How Obtained: Signed as free agent, 3/5/90

How Departed: Waived, 12/24/90

NBA (2 Years)

			3-POINT														
YEAR	GP	MIN	FGM-FGA	PCT	FGM-FGA	PCT	FTM-FTA	PCT	REBS	AVG	AST	PF-DQ	STL	TO	BLK	PTS	AVG
89-90	10	68	19-42	.452	0-5	.000	4-6	.667	8	0.8	5	16-0	1	4	3	42	4.2
90-91	22	354	61-127	.480	14-26	.538	35-41	.854	59	2.7	46	64-2	20	36	11	171	7.8
TOT	32	422	80-169	.473	14-31	.452	39-47	.830	67	2.1	51	80-1	21	40	14	213	6.7
			3-POINT														
YEAR	GP	MIN	FGM-FGA	PCT	FGM-FGA	PCT	FTM-FTA	PCT	REBS	AVG	AST	PF-DQ	STL	TO	BLK	PTS	AVG
1990	9	49	9-27	.333	0-2	.000	2-2	1.000	11	1.2	3	8-0	2	5	0	20	2.2

WILLOUGHBY, BILL #33

Height: 6-8 Position: Forward College: None Birth: 5/20/57 Nickname: "Willo"

How Obtained: Signed as a veteran free agent (Houston received a second round pick in '85), 10/18/82

How Departed: Waived, 2/10/83

NBA (1 Year)

			3-POINT														
YEAR	GP	MIN	FGM-FGA	PCT	FGM-FGA	PCT	FTM-FTA	PCT	REBS	AVG	AST	PF-DQ	STL	TO	BLK	PTS	AVG
82-83	51	1062	136-295	.461	6-13	.462	41-53	.774	190	3.7	56	123-0	24	54	16	319	6.1

WILSON, RICK #15

Height: 6-3 Position: Guard College: George Mason '86 Birth: 7/16/64

How Obtained: Signed as free agent, 3/22/88

How Departed: Veteran free agent, 6/88

NBA (1 Year)

			3-POINT														
YEAR	GP	MIN	FGM-FGA	PCT	FGM-FGA	PCT	FTM-FTA	PCT	REBS	AVG	AST	PF-DQ	STL	TO	BLK	PTS	AVG
87-88	18	373	36-99	.364	9-25	.360	23-29	.793	26	1.4	63	34-0	17	21	3	104	5.8
			3-POINT														
YEAR	GP	MIN	FGM-FGA	PCT	FGM-FGA	PCT	FTM-FTA	PCT	REBS	AVG	AST	PF-DQ	STL	TO	BLK	PTS	AVG
1988	2	9	0-2	.000	0-0	.000	0-0	.000	0	0.0	1	2-0	0	1	0	0	0.0

WINGATE, DAVID #25

Height: 6-5 Position: Guard College: Georgetown '86 Birth: 12/15/63

How Obtained: From Philadelphia, with Cheeks and Welp, for Dawkins and Vincent, 8/28/89

How Departed: Waived, 6/28/91

NBA (2 Years)

			3-POINT														
YEAR	GP	MIN	FGM-FGA	PCT	FGM-FGA	PCT	FTM-FTA	PCT	REBS	AVG	AST	PF-DQ	STL	TO	BLK	PTS	AVG
89-90	78	1856	220-491	.448	0-13	.000	87-112	.777	195	2.5	208	154-2	89	127	18	527	6.8
90-91	25	563	53-138	.384	1-9	.111	29-41	.707	75	3.0	46	66-0	19	42	5	136	5.4
TOT	103	2419	273-629	.434	1-22	.045	116-153	.758	270	2.6	258	220-2	108	169	23	663	6.4
			3-POINT														
YEAR	GP	MIN	FGM-FGA	PCT	FGM-FGA	PCT	FTM-FTA	PCT	REBS	AVG	AST	PF-DQ	STL	TO	BLK	PTS	AVG
1990	10	293	40-77	.519	2-3	.667	9-12	.750	37	3.7	38	34-1	18	14	3	91	9.1
1991	3	38	6-12	.500	0-0	.000	2-3	.667	3	1.0	1	8-1	1	1	0	14	4.7
TOT	13	331	46-89	.517	2-3	.667	11-15	.733	40	3.1	39	42-1	19	15	3	105	8.1

WISE, SKIP #10

Height: 6-3 Position: Guard College: Clemson '75 Birth: 7/25/55

How Obtained: Signed as free agent, 10/75

How Departed: Released, 12/75

ABA (1 Year)

			3-POINT														
YEAR	GP	MIN	FGM-FGA	PCT	FGM-FGA	PCT	FTM-FTA	PCT	REBS	AVG	AST	PF-DQ	STL	TO	BLK	PTS	AVG
75-76	2	10	2-4	.500	0-0	.000	0-0	.000	3	1.5	1	4-0	0	2	0	4	2.0

WOOD, LEON #1

Height: 6-2 Position: Guard College: Cal State-Fullerton '84 Birth: 3/25/62

How Obtained: Signed as free agent, 11/12/87

How Departed: Waived, 2/17/88

NBA (1 Year)

			3-POINT														
YEAR	GP	MIN	FGM-FG	PCT	FGM-FGA	PCT	FTM-FTA	PCT	REBS	AVG	AST	PF-DQ	STL	TO	BLK	PTS	AVG
87-88	38	830	120-282	.426	43-108	.398	69-91	.758	51	1.3	155	44-0	22	34	1	352	9.3

FORMER SPURS STATISTICS

WOOD, DAVID #10

Height: 6-8 Position: Forward College: Nevada-Reno '87 Birth: 11/30/64

How Obtained: From Houston for a second round pick in '95, 10/6/92

How Departed: Traded to Detroit with Elliott for Rodman and Morris, 10/1/93

NBA (1 Year)		3-POINT															
YEAR	GP	MIN	FGM-FGA	PCT	FGM-FTA	PCT	FTM-FTA	PCT	REBS	AVG	AST	PF-DQ	STL	TO	BLK	PTS	AVG
92-93	64	598	52-117	.444	5-21	.238	46-55	.836	97	1.5	34	93-1	13	29	12	155	2.4
NBA PLAYOFFS (1 Year)																	
92-93	5	20	2-4	.500	1-1	1.000	0-0	.000	3	0.6	1	7-0	0	0	0	5	1.0

YONAKER, RICH #43

Height: 6-10 Position: Forward College: North Carolina '80 Birth: 10/3/58

How Obtained: (1) Fourth round pick, 1980 draft; (2) Signed as free agent, 3/9/82

How Departed: (1) Released, 8/80; (2) Waived, 10/82

NBA (1 Year)		3-POINT															
YEAR	GP	MIN	FGM-FGA	PCT	FGM-FTA	PCT	FTM-FTA	PCT	REBS	AVG	AST	PF-DQ	STL	TO	BLK	PTS	AVG
81-82	10	70	14-26	.538	0-0	.000	5-7	.714	27	2.7	3	7-0	1	2	2	33	3.3
NBA PLAYOFFS (1 Year)																	
1982	2	4	1-2	.500	0-0	.000	0-0	.000	1	0.5	1	1-0	1	0	0	2	1.0

ZEVENBERGEN, PHIL #41

Height: 6-10 Position: Forward College: Washington '87 Birth: 4/13/64

How Obtained: Fourth round pick, 1987 draft, 50th overall (signed on 3/10/88)

How Departed: Waived, 11/3/88


NBA (1 Year)		3-POINT															
YEAR	GP	MIN	FGM-FGA	PCT	FGM-FTA	PCT	FTM-FTA	PCT	REBS	AVG	AST	PF-DQ	STL	TO	BLK	PTS	AVG
87-88	8	58	15-27	.556	0-0	.000	0-2	.000	13	1.6	3	12-0	3	4	1	30	3.8
NBA PLAYOFFS (1 Year)																	
1988	1	1	0-0	.000	0-0	.000	0-0	.000	0	0.0	0	0-0	0	0	0	0	0.0



SPURS SHORTS

One of the craziest games in Spurs history came during the 1981-82 season...on March 6, 1982, the Spurs beat the Milwaukee Bucks 171-166 in triple overtime...the 171 points by the Spurs is the most ever scored in a game by a club, and is the fourth highest single-game total in NBA history...and the combined point total of 337 points between the two teams is the second highest total in NBA history...George Gervin paced the Spurs with 50 points in front of an Arena crowd of 11,764.

SPURS FRANCHISE RECORDS



SPURS ABA RECORDS

POINTS

Spurs Individual	51
Spurs Team	160
Opponent Individual	58
Opponent Team	162

George Gervin vs. Memphis	02/05/75
vs. Carolina	12/22/70
George McGinnis, Indiana	11/28/72
Washington	03/13/70

FIELD GOALS MADE

Spurs Individual	23
Spurs Team	63
Opponent Individual	22
Opponent Team	61

George Gervin vs. Memphis	02/05/75
vs. Denver	01/19/71
George McGinnis, Indiana	11/28/72
two times	

FIELD GOALS ATTEMPTED

Spurs Individual	35
Spurs Team	125
Opponent Individual	36
Opponent Team	131

Bird Averitt vs. San Diego	02/17/74
vs. Denver	03/05/71
Chuck Williams, Pittsburgh	11/08/69
Miami	02/10/70

THREE-POINT FIELD GOALS MADE

Spurs Individual	6
Spurs Team	9
Opponent Individual	9
Opponent Team	11

Joe Hamilton vs. Memphis	03/28/73
vs. Indiana	11/20/70
Louie Dampier, Kentucky	02/07/70
Indiana	04/01/74

THREE-POINT FIELD GOALS ATTEMPTED

Spurs Individual	13
Spurs Team	19
Opponent Individual	18
Opponent Team	28

Glen Combs vs. Los Angeles	01/20/70
vs. Denver	03/05/71
Mike Butler, New Orleans	02/06/70
Minnesota	02/12/69

FREE THROWS MADE

Spurs Individual	17
Spurs Team	47
Opponent Individual	18
Opponent Team	42

by three players	
vs. Kentucky	02/20/70
Jimmy Jones, New Orleans	02/17/68
two times	

FREE THROWS ATTEMPTED

Spurs Individual	19
Spurs Team	61
Opponent Individual	25
Opponent Team	62

by three players	
vs. New York	12/10/69
by two players	
Minnesota	12/05/67

REBOUNDS

Spurs Individual	35
Spurs Team	80
Opponent Individual	33
Opponent Team	93

Manny Leaks vs. Kentucky	11/27/70
vs. San Diego	04/01/75
Billy Paultz, New York	12/17/72
Denver	04/08/70

ASSISTS

Spurs Individual	16
Spurs Team	47
Opponent Individual	22
Opponent Team	41

Glen Combs vs. Miami	02/10/70
vs. Indiana	01/29/76
Johnny Neumann, Memphis	03/28/73
Utah	11/10/70

BLOCKS

Spurs Individual	8
Spurs Team	20

George Johnson vs. Miami	12/01/71
vs. Kentucky	12/13/75

STEALS

Spurs Individual	8
------------------	---

Charles Beasley vs. New Orleans	11/30/68
---------------------------------	----------

SPURS INDIVIDUAL RECORDS

POINTS

Game	71
1st Half	53
2nd Half	47
1st Quarter	21
2nd Quarter	33
3rd Quarter	22
4th Quarter	28
Consecutive	23
HemisFair Arena Points	53
Season	2,585
Career	19,383
Season Average	33.1
Career Average	27.3
1,000 Pt. Seasons	10
Consecutive 20 Pt. Games	53
Consecutive 30 Pt. Games	10
Consecutive Double Figures	407

David Robinson at L.A. Clippers	04/24/94
George Gervin at New Orleans	04/09/78
David Robinson at L.A. Clippers	04/24/94
George Gervin vs. Denver	01/08/80
George Gervin at Boston	02/27/80
George Gervin at New Orleans	04/09/78
George Gervin vs. Indiana	03/19/83
George Gervin vs. San Diego	11/08/78
George Gervin vs. Houston	03/30/79
David Robinson at L.A. Clippers	04/24/94
George Gervin at New Orleans (2nd)	04/09/78
George Gervin vs. Denver	01/08/80
George Gervin	1979-80
George Gervin	1976-85
George Gervin	1979-80
George Gervin	1976-85
George Gervin	
George Gervin	1981-82
George Gervin	1979-80
George Gervin	1978-83

FIELD GOALS MADE

Game	26
1st Half	19
2nd Half	16
1st Quarter	10
2nd Quarter	12
3rd Quarter	10
4th Quarter	10
Season	1,024
Career	7,599

David Robinson at L.A. Clippers	04/24/94
George Gervin at New Orleans	04/09/78
David Robinson at L.A. Clippers	04/24/94
George Gervin vs. Denver	01/08/80
George Gervin at New Orleans	04/09/78
George Gervin vs. Milwaukee	02/17/80
Mike Mitchell at San Diego	03/18/84
George Gervin at Golden State	02/11/78
George Gervin	1979-80
George Gervin	1976-85

FIELD GOALS ATTEMPTED

Game	49
1st Half	34
2nd Half	24
1st Quarter	15
2nd Quarter	20
3rd Quarter	16
4th Quarter	13
Season	1,987
Career	14,900

George Gervin at New Orleans	04/09/78
George Gervin at New Orleans	04/09/78
George Gervin at Lakers	12/16/79
George Gervin vs. Denver	01/08/80
George Gervin at New Orleans	04/09/78
George Gervin vs. Milwaukee	02/17/80
Larry Kenon vs. New Orleans	01/03/79
Willie Anderson at Lakers	11/22/91
George Gervin	1981-82
George Gervin	1976-85

FIELD GOAL PERCENTAGE

Game	1.000
Season	.632
Career	.620

Mark Olberding vs. Boston (10-10)	01/21/77
Gene Banks vs. Golden State (10-10)	03/12/83
Steve Johnson (362-573)	1985-86
Artis Gilmore (2,208-3,562)	1982-87

SPURS INDIVIDUAL RECORDS

3-PT FIELD GOALS MADE

Game	8	Chuck Person at Washington	12/30/94
1st Half	5	Most recent, Vinny Del Negro vs. Miami	01/12/95
2nd Half	4	Most recent, Dale Ellis vs. Philadelphia	02/18/93
Quarter	4	Most recent, Vinny Del Negro vs. Miami	01/12/95
Season	172	Chuck Person	1994-95
Career	250	Dale Ellis	1992-94

3-PT FIELD GOALS ATTEMPTED

Game	13	Chuck Person at Washington	12/30/94
1st Half	7	Most recent, Chuck Person at Washington	12/30/94
2nd Half	7	Mike Dunleavy vs. Milwaukee	02/26/83
Quarter	5	Chuck Person at Washington	12/30/94
Season	445	Chuck Person	1994-95
Career	629	Dale Ellis	1992-94

3-PT FIELD GOAL PERCENTAGE

High Game	1.000	Johnny Moore vs. Lakers (4-4)	04/17/87
Low Game	.000	Johnny Moore at Philadelphia (0-5)	11/07/86
Season	.408	Sean Elliott (136-333)	1994-95
Career	.397	Dale Ellis (250-629)	1992-94

FREE THROWS MADE

Game	18	Most recent, David Robinson vs. Portland	11/23/94
1st Half	15	George Gervin at New Orleans	04/09/78
2nd Half	14	Most recent, Artis Gilmore vs. Dallas	11/29/84
1st Quarter	8	Most recent, George Gervin vs. Golden State	02/22/82
2nd Quarter	10	George Gervin at Boston	03/19/82
3rd Quarter	10	George Gervin at Seattle	11/13/81
4th Quarter	10	Most recent, Walter Berry vs. Dallas	01/03/87
Season	693	David Robinson	1993-94
Career	4258	George Gervin	1976-85

FREE THROWS ATTEMPTED

Game	25	David Robinson vs. L.A. Clippers	04/24/94
1st Half	18	George Gervin at New Orleans	04/09/78
2nd Half	19	David Robinson vs. L.A. Clippers	04/24/94
1st Quarter	8	Most recent, David Robinson vs. Golden State	03/02/90
2nd Quarter	12	Most recent, George Gervin at Boston	03/19/82
3rd Quarter	11	David Robinson vs. Orlando	12/16/89
4th Quarter	12	John Shumate vs. Atlanta	01/27/80
Season	925	David Robinson	1993-94
Career	5,061	George Gervin	1976-85

FREE THROW PERCENTAGE

Game	1.000	George Gervin (15-15) at Golden State	01/07/82
Season	.896	Johnny Dawkins (198-221)	1987-88
Career	.861	Johnny Dawkins (451-524)	1986-89

SPURS INDIVIDUAL RECORDS

REBOUNDS

Game	32	Dennis Rodman vs. Dallas	01/22/94
1st Half	20	Dennis Rodman vs. Dallas	01/22/94
2nd Half	16	Dennis Rodman vs. Minnesota	11/09/93
1st Quarter	11	David Robinson at Sacramento	12/03/91
2nd Quarter	11	David Greenwood at Lakers	04/10/87
3rd Quarter	15	Dennis Rodman vs. Golden State	02/26/85
4th Quarter	11	Dennis Rodman vs. Dallas	01/22/94
Season	1,367	Dennis Rodman	1993-94
Career	5,563	David Robinson	1989-Present

OFFENSIVE REBOUNDS

Game	16	Terry Cummings at Golden State	02/28/90
1st Half	8	Most recent, David Robinson at Sacramento	12/03/91
2nd Half	10	Terry Cummings at Golden State	02/28/90
1st Quarter	6	David Robinson vs. Atlanta	02/18/85
2nd Quarter	7	Gene Banks at Seattle	04/02/82
3rd Quarter	5	Most recent, Terry Cummings at Golden State	02/28/90
4th Quarter	8	Dennis Rodman at Indiana	01/22/95
Season	453	Dennis Rodman	1993-94
Career	1,603	David Robinson	1989-Present

DEFENSIVE REBOUNDS

Game	23	Dennis Rodman vs. Dallas	01/22/94
1st Half	13	Dennis Rodman vs. Dallas	01/22/94
2nd Half	13	Larry Kenon vs. Kansas City	03/27/77
1st Quarter	9	Larry Kenon vs. Kansas City	03/27/77
2nd Quarter	8	Dennis Rodman vs. Charlotte	12/01/93
3rd Quarter	9	Most recent, Dennis Rodman vs. Chicago	11/24/93
4th Quarter	10	Dave Corzine vs. Houston	01/15/82
Season	914	Dennis Rodman	1993-94
Career	3,960	David Robinson	1989-Present

ASSISTS

Game	24	John Lucas vs. Denver	04/15/84
1st Half	14	Most recent, Ray Williams vs. Dallas	03/18/86
2nd Half	14	Johnny Moore vs. Utah	04/18/82
1st Quarter	10	Ray Williams at Dallas	03/18/86
2nd Quarter	14	John Lucas vs. Denver	04/15/84
3rd Quarter	9	Most recent, Johnny Moore vs. Clippers	02/07/85
4th Quarter	8	John Lucas vs. Denver	04/15/84
Season	816	Johnny Moore	1984-85
Career	3,772	Johnny Moore	1980-87, 89-90

TURNOVERS

Game	11	George Gervin at Phoenix	11/20/77
1st Half	8	Larry Kenon at Kansas City	03/21/79
2nd Half	9	Artis Gilmore at Dallas	04/16/83
Quarter	6	George Gervin at Phoenix	11/20/77
Season	306	Artis Gilmore at Dallas	04/16/83
Career	1,976	David Robinson at Charlotte	02/02/90
		George Gervin	1977-78
		George Gervin	1976-85

SPURS INDIVIDUAL RECORDS

STEALS

Game	11	Larry Kenon at Kansas City	12/26/76
1st Half	7	Most recent, Alvin Robertson vs. Miami	04/04/89
2nd Half	7	Mike Gale at Indiana	01/18/78
1st Quarter	7	Alvin Robertson vs. Detroit	03/25/88
2nd Quarter	5	Larry Kenon at Kansas City	12/26/76
3rd Quarter	5	Most recent, Alvin Robertson vs. Chicago	12/05/87
4th Quarter	5	Alvin Robertson vs. Houston	01/11/89
Season	301	Alvin Robertson	1985-86
Career	1,128	Alvin Robertson	1984-89

BLOCKS

Game	13	George Johnson vs. Golden State	02/24/81
1st Half	7	Most recent, David Robinson vs. Minnesota	11/09/93
2nd Half	11	George Johnson vs. Golden State	02/24/81
1st Quarter	6	George Johnson at Washington	12/01/81
2nd Quarter	5	Most recent, David Robinson vs. Indiana	03/07/95
3rd Quarter	5	Most recent, David Robinson vs. Detroit	02/17/94
4th Quarter	6	Most recent, David Robinson vs. Chicago	11/16/94
Season	320	David Robinson	1990-91
Career	1,735	David Robinson	1989-Present

SPURS SHORTS

The Spurs traveled to Philadelphia to open the 1976-77 season and play their first NBA game on October 22...17,196 fans were on hand to watch the Spurs battle the Sixers...the game was also the first NBA contest for Dr. J, who had been acquired by the Sixers just two days earlier...the Spurs spoiled the night for Philadelphia fans, posting a 121-118 win behind a 27 -point effort by Billy Paultz - making their NBA debut with a bang.

SPURS TEAM RECORDS

POINTS

HIGHS	Overtime Game	171	vs. Milwaukee (3 OT)	03/06/82
	Regulation Game	163	vs. San Diego	11/08/78
	1st Half	89	at Washington	03/20/77
	2nd Half	91	at Denver	01/11/84
	1st Quarter	47	vs. Denver	04/22/93
	2nd Quarter	50	at Houston	11/17/84
	3rd Quarter	47	vs. Boston	02/14/79
	4th Quarter	53	at Denver	01/11/84
	1st Overtime	20	at Seattle	01/30/77
	2nd Overtime	13	vs. Houston	01/04/92
	3rd Overtime	14	Most recent, vs. Atlanta	03/20/84
	Season	9,862		1983-84
	Average	120.3		1983-84
	LOWS	Game	71	vs. Portland
1st Half		31	vs. Houston	01/28/89
2nd Half		31	at Detroit	12/19/86
1st Quarter		9	at Houston	04/09/94
2nd Quarter		10	vs. Boston	02/14/90
3rd Quarter		9	Most recent, at Boston	01/12/90
4th Quarter		12	Most recent, at Denver	11/16/93
1st Overtime		4	Most recent, vs. Seattle	03/18/88
2nd Overtime		5	vs. Lakers	10/26/85
3rd Overtime		14	Most recent, vs. Atlanta	03/20/84
Season		8,202		1993-94
Average		100.0		1993-94
Largest Margin of Victory		45	vs. Golden State	01/08/85
Largest Margin of Defeat		46	at Phoenix	04/15/89

FIELD GOALS MADE

HIGHS	Game	68	vs. San Diego	11/08/78	
			vs. Milwaukee (3OT)	03/06/82	
	1st Half	34	vs. San Diego	11/08/78	
	2nd Half	36	vs. Boston	02/14/79	
	1st Quarter	20	Most recent, vs. Clippers	03/07/86	
	2nd Quarter	20	Most recent, vs. Golden State	02/24/81	
	3rd Quarter	22	vs. Boston	02/14/79	
	4th Quarter	20	vs. Denver	04/15/84	
	Season	3,927		1978-79	
	LOWS	Game	23	vs. Portland	04/11/95
		1st Half	12	Most recent, vs. Houston	11/14/92
2nd Half		9	at Seattle	03/06/81	
1st Quarter		3	at Houston	04/09/94	
2nd Quarter		3	vs. Boston	02/14/90	
3rd Quarter		3	Most recent, at Dallas	12/14/84	
4th Quarter		3	Most recent, at Golden State	02/15/89	
Season		3,178		1993-94	

SPURS TEAM RECORDS

FIELD GOALS ATTEMPTED

HIGHS	Game	127	at Golden State	02/28/90
	1st Half	68	at Denver	02/04/81
	2nd Half	66	at Denver	01/02/77
	1st Quarter	39	at Denver	02/04/81
	2nd Quarter	38	at Lakers	10/26/80
	3rd Quarter	36	at Washington	03/20/77
LOWS	4th Quarter	36	at San Diego	01/11/79
	Season	7,760		1978-79
	Game	66	vs. Utah	03/17/81
	1st Half	32	at Dallas	10/11/80
	2nd Half	25	at Detroit	10/16/80
	1st Quarter	12	vs. Utah	03/17/81
LOWS	2nd Quarter	12	at Atlanta	01/04/83
	3rd Quarter	12	at Boston	01/21/77
	4th Quarter	10	at Detroit	10/16/80
	Season	6,687		1994-95

FIELD GOAL PERCENTAGE

HIGHS	Game	.707	at Dallas (53-75)	04/16/83
	1st Half	.781	vs. New York (25-32)	12/03/88
	2nd Half	.743	at Houston (26-35)	01/25/85
	1st Quarter	.950	at Houston (19-20)	03/08/86
	2nd Quarter	.842	Most recent, vs. Golden State (16-19)	02/27/92
	3rd Quarter	.867	vs. Houston (13-15)	04/07/85
LOWS	4th Quarter	.867	vs. Houston (13-15)	03/12/92
	Season	.515	(3,585-6,961)	1984-85
	Game	.307	vs. Portland	04/11/95
	1st Half	.250	at Utah (12-48)	02/16/83
	2nd Half	.220	at Seattle (9-41)	03/06/81
	1st Quarter	.182	vs. Houston (4-22)	01/11/89
LOWS	2nd Quarter	.167	vs. Boston (3-18)	02/14/90
	3rd Quarter	.167	at Dallas (3-18)	12/14/84
	4th Quarter	.120	at Seattle (3-25)	03/06/81
	Season	.468	(3,469-7,409)	1988-89

3-PT FIELD GOALS MADE

HIGHS	Game	11	vs. Milwaukee	03/31/95
	1st Half	6	Most recent, vs. Seattle	03/20/95
	2nd Half	8	vs. Lakers	12/15/92
	Quarter	6	vs. Washington (3rd)	12/12/94
	Season	434		1994-95
	Season Low	15		1980-81

3-PT FIELD GOALS ATTEMPTED

HIGHS	Game	21	vs. Milwaukee	03/31/95
	1st Half	14	at Utah	11/25/92
	2nd Half	12	vs. Lakers	12/15/92
	Quarter	9	Most recent, vs. Lakers	12/15/92
	Season	1,158		1994-95
	Season Low	85		1980-81

SPURS TEAM RECORDS

3-PT FIELD GOAL PERCENTAGE

HIGHS	Game	1.000	vs. Milwaukee (6-6)	12/22/90
	1st Half	1.000	Most recent, vs. New Jersey (3-3)	02/02/88
	2nd Half	1.000	vs. Milwaukee (4-4)	12/22/90
	Quarter	1.000	at Utah (5-5)	01/22/92
	Season	.375	(434-1158)	1994-95
LOWS	Game	.000	at Indiana (0-11)	11/25/87
	1st Half	.000	at New Jersey (0-6)	02/06/94
	2nd Half	.000	vs. Atlanta (0-12)	11/12/92
	Quarter	.000	vs. Atlanta (0-7)	11/12/92
	Season	.183	(15-82)	1980-81

FREE THROWS MADE

HIGHS	Game	45	vs. Seattle	02/26/81
	1st Half	27	vs. Milwaukee	01/12/77
	2nd Half	29	vs. Dallas	11/29/84
	1st Quarter	16	Most recent, vs. Kansas City	12/11/80
	2nd Quarter	18	vs. Atlanta	02/23/78
	3rd Quarter	18	Most recent, vs. Golden State	12/19/80
LOWS	4th Quarter	19	Most recent, at Sacramento	01/07/88
	Season	2,052		1980-81
	Game	5	at Lakers	02/06/79
	1st Half	0	at Dallas	12/16/86
	2nd Half	1	at Lakers	02/06/79
	Quarter	0	Most recent, vs. Lakers	04/13/83
Season	1,621	Numerous Times	1988-89	

FREE THROWS ATTEMPTED

HIGHS	Game	57	vs. Kansas City	11/17/83
	1st Half	33	vs. Milwaukee	01/12/77
	2nd Half	38	vs. New Jersey	11/19/83
	1st Quarter	18	Most recent, vs. Clippers	02/07/85
	2nd Quarter	22	vs. Atlanta	02/23/78
	3rd Quarter	22	at Golden State	10/21/77
LOWS	4th Quarter	26	vs. New Jersey	11/19/83
	Season	2,668		1980-81
	Game	9	Most Recent, L.A. Clippers	11/13/93
	1st Half	0	at Lakers	02/06/79
	2nd Half	1	Most recent, vs. Phoenix	03/07/92
	Quarter	0	Numerous Times	1977-78
Season	2,234			

FREE THROW PERCENTAGE

HIGHS	Game	1.000	at Portland (24-24)	03/27/94
	1st Half	1.000	vs. New Jersey (20-20)	12/09/89
	2nd Half	1.000	at Washington (20-20)	02/22/80
	1st Quarter	1.000	vs. Denver (14-14)	04/22/93
	2nd Quarter	1.000	at Atlanta (13-13)	10/26/76
	3rd Quarter	1.000	vs. New York (17-17)	12/13/78
LOWS	4th Quarter	1.000	at Seattle (16-16)	10/23/77
	Season	.807	(2,042-2,528)	1979-80
	Game	.407	vs. Denver (11-27)	02/06/86
	1st Half	.000	vs. Houston (0-2)	01/04/92
	2nd Half	.000	vs. Phoenix (0-1)	03/07/92
	Quarter	.000	Numerous Times	
Season	.698	(1,621-2,367)	1988-89	

SPURS TEAM RECORDS

REBOUNDS

HIGHS	Game	75	vs. Houston (2OT)	01/04/92	
	1st Half	39	at Denver	02/04/81	
	2nd Half	39	vs. Houston	04/01/83	
	1st Quarter	22	at Atlanta	01/22/82	
	2nd Quarter	21	vs. Denver	03/17/85	
	3rd Quarter	23	vs. Washington	02/01/79	
	4th Quarter	25	vs. Houston	04/01/83	
	Season	3,886	(47.4 rpg)	1980-81	
	LOWS	Game	25	at Dallas	12/27/88
		1st Half	7	vs. Boston	03/13/86
2nd Half		9	Most recent, at Lakers	01/04/88	
1st Quarter		2	Most recent, vs. Detroit	01/27/87	
2nd Quarter		2	at Milwaukee	12/22/84	
3rd Quarter		3	at Milwaukee	04/10/77	
4th Quarter		3	Most recent, at Kansas City	03/24/84	
Season		3,461	(42.2 rpg)	1992-93	

OFFENSIVE REBOUNDS

HIGHS	Game	37	at Golden State	02/28/90	
	1st Half	20	at Denver	02/04/81	
	2nd Half	20	at Indiana	11/25/87	
	1st Quarter	14	at Dallas	11/11/88	
	2nd Quarter	11	Most recent, vs. Golden State	02/10/83	
	3rd Quarter	12	at Detroit	02/25/82	
	4th Quarter	11	at Dallas	11/11/83	
	Season	1,304		1980-81	
	LOWS	Game	2	at Chicago	11/04/86
		1st Half	0	Most recent, vs. Dallas	12/18/92
2nd Half		0	at Atlanta	01/13/78	
Quarter		0	Numerous Times		
Season		919		1992-93	

DEFENSIVE REBOUNDS

HIGHS	Game	48	vs. Kansas City	11/18/76	
	1st Half	27	vs. Houston	02/25/79	
	2nd Half	28	vs. Denver	11/12/83	
	1st Quarter	17	vs. Portland	04/13/86	
	2nd Quarter	16	vs. Houston	02/25/79	
	3rd Quarter	16	Most recent, at Charlotte	02/02/90	
	4th Quarter	18	vs. Houston	04/01/83	
	Season	2,661		1994-95	
	LOWS	Game	15	Most recent, at Portland	11/21/86
		1st Half	3	vs. Boston	03/13/86
2nd Half		4	Most recent, at Lakers	01/04/88	
1st Quarter		2	Most recent, vs. Boston	03/13/86	
2nd Quarter		1	vs. Boston	03/13/86	
3rd Quarter		0	at Utah	02/18/89	
4th Quarter		0	vs. New York	02/14/80	
Season		2,181		1988-89	

SPURS TEAM RECORDS

ASSISTS

HIGHS	Game	50	vs. Denver	04/15/84
	1st Half	27	at Chicago	02/17/84
	2nd Half	27	Most recent, vs. Denver	12/18/87
	1st Quarter	16	vs. Denver	02/04/88
	2nd Quarter	19	vs. Denver	04/15/84
	3rd Quarter	17	vs. Boston	02/14/79
LOWS	4th Quarter	16	Most recent, vs. Denver	04/15/84
	Season	2,361		1983-84
	Game	9	vs. Portland	04/11/95
	1st Half	3	at Houston	11/18/78
	2nd Half	2	at Seattle	03/06/81
	1st Quarter	1	vs. Lakers	04/10/87
	2nd Quarter	1	Most recent, vs. Utah	01/05/93
	3rd Quarter	0	vs. Dallas	12/16/80
	4th Quarter	0	vs. Seattle	03/06/81
	Season	1,919		1994-95

TURNOVERS

HIGHS	Game	40	vs. Phoenix	11/03/77	
	1st Half	24	at Golden State	02/15/89	
	2nd Half	26	at Philadelphia	10/22/76	
	1st Quarter	12	at Golden State	02/15/89	
	2nd Quarter	13	at Phoenix	11/20/77	
	3rd Quarter	17	vs. New Jersey	11/06/79	
	4th Quarter	17	at Golden State	02/15/89	
	Season	1,689	at Detroit	10/16/80	
	LOWS	Game	5	Most recent, vs. Dallas	1988-89
		1st Half	1	Most recent, vs. Dallas	11/27/94
2nd Half		1	Most recent, at Dallas	12/01/90	
Quarter		0	Numerous Times	03/08/92	
Season		1,227		1992-93	

STEALS

HIGHS	Game	22	vs. Miami	01/23/89	
	1st Half	11	Most recent, at Indiana	03/29/78	
	2nd Half	13	Most recent, vs. Utah	01/15/85	
	1st Quarter	8	Most recent, vs. Miami	01/23/89	
	2nd Quarter	11	at Denver	04/20/89	
	3rd Quarter	8	Most recent, vs. Boston	02/14/90	
	4th Quarter	8	Most recent, vs. Utah	01/15/85	
	Season	961		1988-89	
	LOWS	Game	2	Most recent, at Houston	04/09/94
		Half	0	Numerous Times	
Season		582		1992-93	

SPURS TEAM RECORDS

BLOCKS

HIGHS	Game	20	vs. Golden State	02/24/81	
	1st Half	10	Most recent, vs. Chicago	11/26/82	
	2nd Half	15	vs. Golden State	02/24/81	
	1st Quarter	7	Most recent, vs. Sacramento	12/28/90	
	2nd Quarter	7	vs. Kansas City	11/17/83	
	3rd Quarter	7	vs. Portland	01/23/83	
	4th Quarter	9	vs. Golden State	02/24/81	
	Season	643		1980-81	
	LOWS	Game	0	Numerous Times	
		Half	0	Numerous Times	
Season		325		1986-87	

PERSONAL FOULS

HIGHS	Game	42	at Lakers	11/26/89	
	1st Half	24	vs. Golden State	02/23/82	
	2nd Half	28	at Lakers	11/26/89	
	1st Quarter	11	Most recent, vs. Denver	02/19/82	
	2nd Quarter	15	at Denver	03/24/82	
	3rd Quarter	12	Most recent, at Utah	01/22/92	
	4th Quarter	14	Most recent, at Phoenix	04/13/88	
	Season	2,217		1981-82	
	LOWS	Game	7	at Houston	04/13/84
		1st Half	3	Most recent, vs. Houston	02/26/88
2nd Half		1	at Houston	04/13/84	
Quarter		0	Numerous Times		
Season		1,799		1991-92	

WINS

Most Consecutive Wins	15	1994-95
Most Consecutive Road Wins	8	1994-95
Most Wins, Season	62	1994-95
Most Home Wins, Season	34	1980-81
		1989-90
Most Road Wins, Season	29	1994-95

SPURS SHORTS

One of the biggest dates in Spurs history is January 30, 1974...on that day George Gervin was sold to San Antonio by the Virginia Squires...before and after the sale there were legal battles that almost kept Gervin from becoming a Spur...but finally the Iceman received clearance to play for the Silver and Black...that season he appeared in 25 games with the Spurs, averaging 19.4 points per contest.

OPPONENTS RECORDS

POINTS

INDIVIDUAL	Game	57	Purvis Short at Golden State	01/07/84
	1st Half	32	Larry Bird vs. Boston	02/21/87
	2nd Half	35	Billy Knight vs. Indiana	11/11/80
	1st Quarter	22	Rolando Blackman at Dallas	01/05/83
	2nd Quarter	20	Otis Birdsong vs. Kansas City	03/04/81
	3rd Quarter	20	Michael Jordan at Chicago	01/17/92
	4th Quarter	22	Toby Knight vs. New York	12/13/78
TEAM HIGHS	Game	166	Purvis Short at Golden State	01/07/84
	1st Half	90	vs. Milwaukee (3OT)	03/06/82
	2nd Half	87	vs. Denver	11/07/90
	1st Quarter	49	vs. Atlanta	11/27/79
	2nd Quarter	46	at Portland	11/25/90
	3rd Quarter	48	at Phoenix	04/15/89
	4th Quarter	48	vs. Denver	04/13/82
	Season	9,884	at Portland	01/09/77
			(120.5 ppg)	1983-84
	TEAM LOWS	Game	74	at Denver
1st Half		25	at L.A. Lakers	01/09/94
2nd Half		37	at Minnesota	11/15/89
1st Quarter		9	vs. Dallas	03/09/93
2nd Quarter		10	vs. Houston	12/03/82
3rd Quarter		9	at L.A. Lakers	02/12/82
4th Quarter		9	vs. Dallas	01/06/91
Season		7,771	(94.8 ppg)	1991-92

FIELD GOALS MADE

INDIVIDUAL	Game	24	Purvis Short at Golden State	01/07/84
	Half	14	Purvis Short at Golden State (2nd)	01/07/84
	Quarter	10	Eddie Johnson at Phoenix (1st)	04/13/88
TEAM HIGHS	Game	68	at New Orleans	04/09/78
	Half	40	vs. Atlanta (1st)	11/27/79
	Season	4,000		1979-80
TEAM LOWS	Game	27	Most recent, vs. Indiana	12/16/83
	Season	3,066		1993-94

FIELD GOALS ATTEMPTED

INDIVIDUAL	Game	38	Purvis Short at Golden State	01/07/84
	Half	22	Michael Jordan vs. Chicago	12/06/86
	Quarter	13	Purvis Short at Golden State (2nd)	01/07/84
			Eddie Johnson at Phoenix (1st)	04/13/88
TEAM HIGHS	Game	130	at Houston	04/13/84
	Half	65	at Utah (2nd)	02/23/84
	Quarter	35	at Utah (3rd)	02/23/84
	Season	8,075		1976-77
TEAM LOWS	Game	67	vs. Dallas	11/01/86
	Half	28	at Golden State (2nd)	11/21/81
	Quarter	13	at Golden State (4th)	11/21/81
	Season	6,880		1993-94

FIELD GOAL PERCENTAGE

INDIVIDUAL	Game	1.000	Robert Reid at Houston (8-8)	03/26/80
			Bob Hansen at Utah (8-8)	02/14/87
			at Denver (57-86)	01/02/76
TEAM HIGHS	Game	.663		1986-87
	Season	.507		01/05/91
TEAM LOWS	Game	.298	at Orlando (28-94)	01/05/91
	Season	.441		1990-91

OPPONENTS RECORDS

3-PT FIELD GOALS MADE

INDIVIDUAL	Game	7	Glen Rice at Miami	03/27/92
	Half	6	Norm Nixon vs. Clippers (2nd)	03/07/86
	Quarter	5	Norm Nixon vs. Clippers (4th)	03/07/86
TEAM HIGHS	Game	12	Most recent, vs. Houston	03/05/95
	Half	7	Most recent, vs. I.A. Clippers	03/04/94
	Quarter	6	vs. Clippers (4th)	03/07/86
TEAM LOWS	Season	426		1994-95
	Game	0	Numerous Times	
	Season	45		1980-81

3-PT FIELD GOALS ATTEMPTED

INDIVIDUAL	Game	13	Vernon Maxwell vs. Houston	03/12/92
	Half	8	Norm Nixon vs. Clippers (2nd)	03/07/86
	Quarter	7	Norm Nixon vs. Clippers (4th)	03/07/86
TEAM HIGHS	Game	27	vs. Houston	03/05/95
	Half	15	vs. Milwaukee (2nd)	11/29/93
	Quarter	13	vs. Milwaukee (4th)	11/29/93
TEAM LOWS	Season	1,251		1994-95
	Game	0	Numerous Times	
	Season	170		1980-81

3-PT FIELD GOAL PERCENTAGE

INDIVIDUAL	High Game	1,000	John Stockton vs. Utah (5-5)	03/14/92
	Low Game	000	Rex Chapman at Charlotte (0-5)	02/02/90
TEAM HIGHS	Game	1,000	Most recent, at Phoenix (2-2)	12/25/80
	Season	370		1989-90
TEAM LOWS	Game	000	vs. Phoenix (0-12)	01/13/94
	Season	241		1983-84

FREE THROWS MADE

INDIVIDUAL	Game	20	Rolando Blackman at Dallas	01/05/83
	Half	14	Moses Malone at Washington	03/14/88
	Quarter	10	Jay Vincent at Dallas (1st)	03/19/85
TEAM HIGHS	Game	46	Jay Vincent at Dallas (2nd)	03/19/85
	Half	25	at Denver	12/26/84
	Season	2,105	at Denver (1st)	12/26/84
TEAM LOWS	Game	3	vs. Cleveland	02/01/77
	Season	1,349		1993-94

FREE THROWS ATTEMPTED

INDIVIDUAL	Game	22	Moses Malone at Washington	03/14/88
	Half	14	Jay Vincent at Dallas (1st)	03/19/85
	Quarter	10	Jay Vincent at Dallas (2nd)	03/19/85
TEAM HIGHS	Game	54	at Denver	12/26/84
	Half	30	vs. Phoenix	02/18/86
	Season	2,714	at Philadelphia (1st)	10/22/76
TEAM LOWS	Game	5	vs. Cleveland	02/01/77
	Season	1,875		1993-94

OPPONENTS RECORDS

FREE THROW PERCENTAGE

INDIVIDUAL	Game	1,000	Dominique Wilkins vs. Atlanta (18-18)	01/13/88
TEAM HIGHS	Game	1,000	at Kansas City (25-25)	03/24/84
	Season	.776	Most recent	1988-89
TEAM LOWS	Game	.421	vs. Detroit (8-19)	02/03/81
	Season	.714		1994-95

REBOUNDS

INDIVIDUAL	Game	28	Artis Gilmore at Chicago	12/22/78
	1st Half	17	Moses Malone at Houston	04/07/79
	2nd Half	17	Dan Roundfield vs. Indiana	12/27/77
	1st Quarter	10	Most recent, Kurt Rambis at Charlotte	02/25/89
	2nd Quarter	10	Moses Malone at Houston	04/07/79
	3rd Quarter	11	Moses Malone at Houston	02/10/78
	4th Quarter	9	Most recent, Elvin Hayes vs. Washington	03/11/78
TEAM HIGHS	Game	77	at Houston (OT)	04/13/84
	1st Half	40	Most recent, at Denver	12/11/79
	2nd Half	39	vs. Golden State	02/24/81
	1st Quarter	21	Most recent, vs. Denver	11/23/82
	2nd Quarter	22	at Houston	04/13/84
	3rd Quarter	24	at Philadelphia	12/09/77
	4th Quarter	24	vs. Golden State	02/24/81
	Season	4,016		1976-77
TEAM LOWS	Game	23	at Washington	01/17/94
	1st Half	8	at Houston	03/25/80
	2nd Half	10	Most recent, vs. Chicago	12/06/86
	1st Quarter	3	at Houston	03/25/80
	2nd Quarter	3	vs. Cleveland	03/06/83
	3rd Quarter	2	vs. Milwaukee	11/10/92
	4th Quarter	3	Most recent, vs. Charlotte	03/16/92
	Season	3,320		1994-95

OFFENSIVE REBOUNDS

INDIVIDUAL	Game	15	Moses Malone at Houston	04/07/79
	Half	8	Randy Breuer at Milwaukee (2nd)	03/08/88
	Quarter	5	Randy Breuer at Milwaukee (4th)	03/08/88
TEAM HIGHS	Game	35	at Houston (OT)	04/13/84
	Half	19	at Dallas (1st)	04/16/83
	Season	1,345		1977-78
TEAM LOWS	Game	4	Most recent, vs. Miami	01/12/95
	Half	0	at Golden State (2nd)	11/21/81
	Quarter	0	Numerous Times	
	Season	1,017		1994-95

DEFENSIVE REBOUNDS

INDIVIDUAL	Game	25	Artis Gilmore at Chicago	12/22/78
	Half	14	Artis Gilmore at Chicago	12/22/78
TEAM HIGHS	Game	49	at New Orleans	11/05/76
	Half	26	vs. Sacramento (1st)	02/16/86
	Quarter	17	vs. Sacramento (2nd)	02/16/86
	Season	2,687		1976-77
TEAM LOWS	Game	13	Most recent, at Dallas	01/15/94
	Half	6	at Houston (1st)	03/25/80
	Quarter	2	at Houston (2nd)	03/25/80
	Season	2,177		1980-81

OPPONENTS RECORDS

ASSISTS

INDIVIDUAL	Game	28	John Stockton at Utah	01/15/91
	1st Half	13	Kevin Johnson at Phoenix	04/06/94
	2nd Half	15	John Stockton at Utah	01/15/91
	1st Quarter	10	Mark Price at Cleveland	03/23/93
	2nd Quarter	10	Brad Davis at Dallas	03/18/86
TEAM HIGHS	3rd Quarter	10	Michael Ray Richardson at New York	01/01/80
	4th Quarter	10	John Stockton at Utah	01/15/91
	Game	51	at Phoenix	02/02/79
	1st Half	27	Most recent, vs. Utah	02/10/80
	2nd Half	28	vs. Atlanta	11/27/79
TEAM LOWS	1st Quarter	17	at Dallas	01/26/88
	2nd Quarter	16	at Phoenix	04/11/87
	3rd Quarter	15	Most recent, vs. Atlanta	11/27/79
	4th Quarter	15	at Houston	01/20/84
	Season	2,537		1979-80
TEAM HIGHS	Game	7	vs. Indiann	11/06/76
	1st Half	2	vs. New York	12/13/78
	2nd Half	2	Most recent, at Denver	04/05/92
	1st Quarter	1	Most recent, vs. New York	12/13/78
	2nd Quarter	1	vs. New York	12/13/78
TEAM LOWS	3rd Quarter	0	vs. New York	11/07/81
	4th Quarter	1	at Denver	04/05/92
	Season	1,878		1994-95

TURNOVERS

INDIVIDUAL	Game	10	World B. Free at San Diego	10/31/79
	Half	7	Maurice Lucas at New Jersey	02/24/80
	Quarter	7	Steve Johnson vs. Portland (1st)	04/15/87
TEAM HIGHS	Game	37	Steve Johnson vs. Portland (1st)	04/15/87
	Half	22	at New Orleans	11/05/76
	Quarter	13	vs. Portland	11/13/76
TEAM LOWS	Season	1,699	vs. Portland	11/13/76
	Game	5	Most Recent, at Dallas	01/15/94
	Quarter	0	Numerous Times	
Season	1,131		1992-93	

STEALS

INDIVIDUAL	Team	8	Most recent, Gary Grant vs. L.A. Clippers	11/22/93
	Half	6	Michael Ray Richardson at Golden St. (1st)	02/05/83
	Quarter	4	Michael Ray Richardson at Golden St. (1st)	02/05/83
TEAM HIGHS	Game	25	at Golden State	02/15/89
	Half	17	at Golden State (2nd)	02/15/89
	Quarter	10	at Golden State (3rd)	02/15/89
TEAM LOWS	Season	915		1988-89
	Game	1	Most recent, at Chicago	03/12/88
	Half	0	Numerous Times	
Season	611		1981-82	

OPPONENTS RECORDS

BLOCKS

INDIVIDUAL	Game	14	Mark Eaton at Utah	02/18/89
	Half	7	Mark Eaton at Utah (1st & 2nd)	02/18/89
	Quarter	6	Mark Eaton at Utah (2nd & 4th)	02/18/89
TEAM HIGHS	Game	19	at Utah	02/18/89
	Half	12	at Clippers (1st)	03/26/86
	Quarter	9	at Utah (1st)	02/18/89
TEAM LOWS	Season	545		1988-89
	Game	0	Numerous Times	
	Season	373		1992-93

PERSONAL FOULS

TEAM HIGHS	Game	43	Most recent, at Kansas City	12/11/84
	Half	22	Most recent, at Kansas City	12/11/84
	Quarter	17	vs. Cleveland	01/24/91
TEAM LOWS	Season	2,299		1982-83
	Game	13	Most recent, at L.A. Clippers	11/13/93
	Half	5	vs. Houston (1st)	03/02/87
	Quarter	0	vs. Houston (2nd)	03/02/87
	Season	1,810		1991-92

SPURS SHORTS

On December 17, 1983, the Hawks beat the Spurs 113-108 in front of 5,246 fans in Atlanta...but the big story that night was the game within the game as the Hawks held George Gervin to just eight points, ending one of the most amazing scoring streaks in NBA history...before that night, the Iceman had scored in double figures in 407 straight games, the equivalent of five full NBA seasons...the 407-game streak is the longest in Spurs history and the third longest in NBA history.

SPURS PLAYOFF RECORDS

POINTS

INDIVIDUAL	Game	46	George Gervin vs. Washington	4/18/78
	Half	31	George Gervin vs. Washington (2nd)	4/18/78
	Quarter	20	George Gervin vs. Washington (3rd)	4/18/78
TEAM HIGHS	Game	152	vs. Denver	4/27/83
	Half	82	vs. Denver (1st)	4/27/83
	Quarter	43	vs. Denver (2nd)	4/27/83
	Overtime	11	vs. Portland	5/07/93
TEAM LOWS	Game	72	vs. Utah	5/03/94
	Half	28	vs. Portland (2nd)	5/07/93
	Quarter	9	vs. Utah (2nd)	4/30/94
	Overtime	6	at Portland	5/15/90
	Largest Margin of Victory	40	vs. Denver	5/04/83
Largest Margin of Defeat	47	at Lakers	4/17/86	

FIELD GOALS MADE

INDIVIDUAL	Game	19	Most recent, George Gervin vs. Houston	4/04/80
	Half	13	George Gervin vs. Washington (2nd)	5/11/79
	Quarter	10	George Gervin vs. Washington (3rd)	5/11/79
TEAM HIGHS	Game	67	vs. Denver	5/04/83
	Half	34	vs. Denver (2nd)	5/04/83
	Quarter	18	vs. Denver (3rd)	5/04/83
TEAM LOWS	Game	25	vs. Utah	4/30/94
	Half	11	vs. Utah (1st)	4/30/94
	Quarter	2	vs. Utah (2nd)	4/30/94

FIELD GOALS ATTEMPTED

INDIVIDUAL	Game	32	George Gervin vs. Washington	5/11/79
	Half	19	George Gervin vs. Washington (2nd)	5/11/79
	Quarter	13	George Gervin vs. Washington (3rd)	5/11/79
TEAM HIGHS	Game	124	vs. Denver	5/04/83
	Half	63	vs. Denver (2nd)	5/04/83
	Quarter	38	vs. Denver (3rd)	5/04/83
TEAM LOWS	Game	70	at Denver	4/28/85
	Half	32	Most Recent, vs. Utah (1st)	4/30/94
	Quarter	14	at Denver (1st)	4/28/85

FIELD GOAL PERCENTAGE

INDIVIDUAL	Game	1.000	Numerous Times	
TEAM HIGHS	Game	.608	at Phoenix (48-79)	4/24/92
	Half	.667	at Phoenix (26-39) (1st)	4/24/92
	Quarter	.682	at Phoenix (15-22) (1st)	4/24/92
TEAM LOWS	Game	.318	at Utah (28-88)	4/30/94
	Half	.300	vs. Phoenix (2nd)	4/29/92
	Quarter	.125	vs. Utah (4th) (2-16)	4/30/94

3-PT FIELD GOALS MADE

INDIVIDUAL	Game	4	Sean Elliott at Lakers	5/18/95
	Half	3	Johnny Moore at Denver (2nd)	5/02/83
	Quarter	2	Most recent, Willie Anderson vs. Phoenix (2nd)	5/20/93
TEAM HIGHS	Game	6	Most recent, vs. Phoenix	5/20/93
	Half	4	at Phoenix (1st)	5/20/93
	Quarter	3	at Houston (4th)	4/06/80
TEAM LOWS	Game	0	Numerous times	

SPURS PLAYOFF RECORDS

3-PT FIELD GOALS ATTEMPTED

INDIVIDUAL	Game	7	Most recent, Vinny Del Negro at Houston	5/26/95
	Half	4	Most recent, Vinny Del Negro at Houston	5/26/95
	Quarter	4	Mike Gale & Mike Evans at Houston (4th)	4/06/80
TEAM HIGHS	Game	19	at Houston	5/26/95
	Half	10	at Houston (1st)	5/26/95
	Quarter	8	at Houston (4th)	4/06/80
TEAM LOWS	Game	0	Numerous Times	

3-PT FIELD GOAL PERCENTAGE

INDIVIDUAL	Game	1.000	Most recent, Dale Ellis at Phoenix	5/18/93
TEAM HIGHS	Game	.750	vs. Seattle (3-4)	5/02/82
	Half	1.000	Numerous Times	
TEAM LOWS	Game	.000	Numerous Times	

FREE THROWS MADE

INDIVIDUAL	Game	18	David Robinson vs. Phoenix	5/16/93
	Half	13	David Robinson vs. Phoenix (2nd)	5/16/93
	Quarter	9	David Robinson vs. Phoenix (3rd)	5/16/93
TEAM HIGHS	Game	38	vs. Denver	4/30/95
	Half	27	vs. Phoenix (2nd)	5/16/93
	Quarter	17	Most recent, vs. Denver (4th)	4/30/95
TEAM LOWS	Game	8	Most recent, vs. Denver	5/04/83
	Half	3	Most recent, vs. Denver (2nd)	5/04/83
	Quarter	0	Numerous Times	

FREE THROWS ATTEMPTED

INDIVIDUAL	Game	23	David Robinson vs. Phoenix	5/16/93
	Half	15	David Robinson vs. Phoenix (2nd)	5/16/93
	Quarter	11	David Robinson vs. Phoenix (3rd)	5/16/93
TEAM HIGHS	Game	45	Most recent, vs. Denver	4/30/95
	Half	34	vs. Phoenix (2nd)	5/16/93
	Quarter	22	vs. Phoenix (3rd)	5/16/93
TEAM LOWS	Game	9	vs. Washington	4/25/78
	Half	3	vs. Washington (2nd)	4/25/78
	Quarter	0	Most recent, at Portland (2nd)	4/29/93

FREE THROW PERCENTAGE

INDIVIDUAL	Game	1.000	George Gervin vs. Houston (13-13)	4/06/80
	Half	1.000	George Gervin vs. Lakers (12-12)	5/09/82
	Quarter	1.000	Numerous Times	
TEAM HIGHS	Game	.923	vs. Washington (12-13)	4/16/78
	Half	1.000	Numerous Times	
TEAM LOWS	Game	.571	vs. Phoenix (20-35)	4/29/92
	Half	.500	at Lakers (2nd)	5/01/88
	Quarter	.000	Numerous Times	

SPURS PLAYOFF RECORDS

REBOUNDS

INDIVIDUAL	Game	22	Most recent, David Robinson at Lakers	5/14/95
	Half	13	Most recent, Dennis Rodman at Lakers (2nd)	5/08/95
	Quarter	9	Most recent, Dennis Rodman at Lakers (2nd)	5/08/95
TEAM HIGHS	Game	75	vs. Denver	5/04/83
	Half	38	vs. Denver (2nd)	5/04/83
	Quarter	25	vs. Denver (4th)	5/04/83
TEAM LOWS	Game	18	at Lakers	4/17/86
	Half	4	at Lakers (1st)	4/17/86
	Quarter	0	at Lakers (2nd)	4/17/86

OFFENSIVE REBOUNDS

INDIVIDUAL	Game	10	David Robinson at Lakers	5/14/95
	Half	6	Most recent, David Robinson at Lakers (1st)	5/14/95
	Quarter	5	Most recent, David Robinson at Portland (3rd)	5/15/90
TEAM HIGHS	Game	24	vs. Seattle	5/14/82
	Half	17	vs. Phoenix (2nd)	4/29/92
	Quarter	10	at Portland (2nd)	5/15/90
TEAM LOWS	Game	5	at Lakers	4/17/86
	Half	1	at Lakers (1st)	4/17/86
	Quarter	0	at Lakers (2nd)	4/17/86

DEFENSIVE REBOUNDS

INDIVIDUAL	Game	16	Most recent, David Robinson vs. Portland	5/07/93
	Half	9	Most recent, David Robinson vs. Portland (1st)	5/07/93
	Quarter	6	Most recent, David Robinson vs. Portland (3rd)	5/07/93
TEAM HIGHS	Game	56	vs. Denver	5/04/83
	Half	28	vs. Denver (1st and 2nd)	5/04/83
	Quarter	15	vs. Denver (2nd)	5/04/83
TEAM LOWS	Game	13	at Lakers	4/17/86
	Half	3	at Lakers (1st)	4/17/86
	Quarter	0	at Lakers (2nd)	4/17/86

ASSISTS

INDIVIDUAL	Game	20	Johnny Moore vs. Denver	4/27/83
	Half	11	Most recent, Rod Strickland vs. Portland (2nd)	5/10/90
	Quarter	6	Johnny Moore vs. Denver (1st)	4/27/83
TEAM HIGHS	Game	51	vs. Denver	5/04/83
	Half	27	vs. Denver (2nd)	5/04/83
	Quarter	16	vs. Denver (3rd)	5/04/83
TEAM LOWS	Game	13	at Utah	5/03/94
	Half	4	Most recent, at Houston (2nd)	4/10/81
	Quarter	2	at Portland (4th)	5/01/93

PERSONAL FOULS

TEAM HIGHS	Game	37	Most recent, at Portland	5/01/93
	Half	19	Most recent, at Portland (2nd)	5/01/93
	Quarter	12	at Portland (3rd)	5/01/93
TEAM LOWS	Game	14	vs. Lakers	5/20/83
	Half	5	vs. Lakers (2nd)	5/20/83
	Quarter	1	at Lakers (3rd)	5/18/83

SPURS PLAYOFF RECORDS

STEALS

INDIVIDUAL	Game	6	Alvin Robertson at Lakers	4/29/88
	Half	4	Most recent, Avery Johnson vs. Phoenix (2nd)	5/15/93
	Quarter	3	Most recent, Avery Johnson vs. Lakers (1st)	5/06/95
TEAM HIGHS	Game	17	at Lakers	4/29/88
	Half	11	at Lakers (1st)	4/29/88
	Quarter	7	at Lakers (1st)	4/29/88
TEAM LOWS	Game	3	Most recent, vs. Utah	5/03/94
	Half	0	Numerous Times	

BLOCKS

INDIVIDUAL	Game	8	Most recent, David Robinson vs. Golden St.	4/25/91
	Half	7	David Robinson vs. Golden St. (2nd)	4/25/91
	Quarter	5	David Robinson vs. Golden St. (3rd)	4/25/91
TEAM HIGHS	Game	14	vs. Houston	4/08/81
	Half	10	vs. Utah (1st)	4/30/94
	Quarter	7	vs. Houston (3rd)	4/08/81
TEAM LOWS	Game	2	vs. Boston	4/15/77
	Half	0	Numerous Times	

TURNOVERS

INDIVIDUAL	Game	9	George Gervin at Lakers	5/08/83
	Half	5	George Gervin at Lakers (2nd)	5/08/83
	Quarter	4	George Gervin at Lakers (4th)	5/08/83
TEAM HIGHS	Game	26	at Denver	4/28/85
	Half	18	at Denver (1st)	4/28/85
	Quarter	11	at Denver (1st)	4/28/85
TEAM LOWS	Game	8	Most recent, vs. Portland	5/05/93
	Half	2	vs. Houston (2nd)	4/04/80
	Quarter	0	Most recent, at Denver (4th)	5/02/95

STREAKS

Consecutive Wins	5	4/28/95 - 5/08/95
Consecutive Losses	7	1983-88

SPURS SHORTS

June 17, 1976 was an historic day for the San Antonio Spurs...after a long wait, the NBA announced that the league had accepted four teams from the ABA, including Denver, New York, Indiana, and San Antonio.

OPPONENTS PLAYOFF

POINTS

INDIVIDUAL	Game	43	Hakeem Olajuwon at Houston	5/26/95
	Half	28	Most recent, Charles Barkley at Phoenix (2nd)	5/18/93
	Quarter	19	Charles Barkley at Phoenix (4th)	5/18/93
TEAM HIGHS	Game	141	Most recent, at Denver	4/18/85
	Half	83	at Houston (2nd)	4/06/80
	Quarter	45	at Houston (4th)	4/06/80
	Overtime	12	at Portland (2OT)	5/15/90
TEAM LOWS	Game	71	at L.A. Lakers	5/14/95
	Half	32	at Lakers (2nd)	5/14/95
	Quarter	12	Most recent, at Lakers (3rd)	5/14/95
	Overtime	7	at Portland	5/15/90

FIELD GOALS MADE

INDIVIDUAL	Game	19	Calvin Murphy vs. Houston	4/17/81
	Half	12	Most recent, Calvin Murphy vs. Houston (1st)	4/17/81
	Quarter	10	Moses Malone at Houston (2nd)	4/10/81
TEAM HIGHS	Game	58	at Houston	4/06/80
	Half	33	at Houston (2nd)	4/06/81
	Quarter	17	at Houston (3rd)	4/06/80
TEAM LOWS	Game	27	at Lakers	5/14/95
	Half	10	at Lakers (2nd)	5/14/95
	Quarter	3	at Lakers (4th)	5/14/95

FIELD GOALS ATTEMPTED

INDIVIDUAL	Game	31	Bob Dandridge at Washington	5/18/79
	Half	18	Most recent, Gus Williams vs. Seattle (2nd)	4/30/82
	Quarter	13	Gus Williams vs. Seattle (4th)	4/30/82
TEAM HIGHS	Game	111	vs. Washington	5/11/79
	Half	57	Most recent, vs. Washington (2nd)	5/11/79
	Quarter	31	vs. Washington (3rd)	5/11/79
TEAM LOWS	Game	70	at Phoenix	5/13/93
	Half	12	vs. Lakers	5/16/95
	Quarter	14	Most recent, vs. Denver	4/28/95

FIELD GOAL PERCENTAGE

INDIVIDUAL	Game	1.000	Tyrone Hill vs. Golden St. (4-4)	4/27/81
TEAM HIGHS	Game	.663	at Lakers	4/17/86
	Half	.743	at Phoenix (26-35) (1st)	5/18/93
	Quarter	.850	at Lakers (17-20) (2nd)	4/17/86
TEAM LOWS	Game	.360	at Lakers	5/14/95
	Half	.313	vs. Lakers (2nd)	5/16/95
	Quarter	.210	at Seattle (4-19) (3rd)	4/27/82

3-PT FIELD GOALS MADE

INDIVIDUAL	Game	5	Terry Porter at Portland	5/15/90
	Half	5	Terry Porter at Portland (1st)	5/15/90
TEAM HIGHS	Game	13	at Houston	5/26/95
	Half	9	at Houston	5/26/95
	Quarter	6	at Houston	5/26/95
TEAM LOWS	Game	0	Numerous Times	

OPPONENTS PLAYOFF

3-PT FIELD GOALS ATTEMPTED

INDIVIDUAL	Game	10	Tim Hardaway at Golden St.	5/03/91
	Half	6	Most recent, Dan Majerle vs. Phoenix (2nd)	5/16/93
TEAM HIGHS	Game	29	at Houston	5/26/95
	Half	15	at Houston	5/26/95
	Quarter	9	at Lakers (3rd)	5/14/95
TEAM LOWS	Game	0	Numerous Times	

3-PT FIELD GOAL PERCENTAGE

INDIVIDUAL	Game	1.000	Most recent, Mitch Richmond at Golden St.	5/01/91
TEAM HIGHS	Game	1.000	Numerous Times	
	Half	1.000	Numerous Times	
TEAM LOWS	Game	0.000	Numerous Times	

FREE THROWS MADE

INDIVIDUAL	Game	18	Moses Malone vs. Houston	4/14/81
	Half	13	Moses Malone vs. Houston (2nd)	4/14/81
	Quarter	8	Moses Malone vs. Houston (4th)	4/14/81
TEAM HIGHS	Game	43	at Portland	5/08/90
	Half	23	at Houston (2nd)	4/14/81
	Quarter	17	at Houston (4th)	4/14/81
TEAM LOWS	Game	10	at Houston	4/15/81
	Half	1	at Houston (2nd)	4/15/81
	Quarter	0	at Houston (4th)	4/15/81

FREE THROWS ATTEMPTED

INDIVIDUAL	Game	20	Moses Malone vs. Houston	4/14/81
	Half	14	Moses Malone vs. Houston (2nd)	4/14/81
	Quarter	8	Moses Malone vs. Houston (4th)	4/14/81
TEAM HIGHS	Game	51	at Portland	5/08/90
	Half	26	vs. Houston (2nd)	4/14/81
	Quarter	18	vs. Houston (4th)	4/14/81
TEAM LOWS	Game	14	at Houston	4/14/81
	Half	1	at Houston (2nd)	4/15/81
	Quarter	0	at Houston (4th)	4/15/81

FREE THROW PERCENTAGE

INDIVIDUAL	Game	1.000	Jack Sikma at Seattle (14-14)	4/27/82
TEAM HIGHS	Game	971	at Denver (34-35)	5/01/90
	Half	1.000	at Denver (18-18) (2nd)	5/01/90
TEAM LOWS	Game	579	at Portland (22-38)	4/29/93
	Half	364	vs. Washington (4-11) (1st)	5/16/79
	Quarter	0.000	at Houston (0-0) (4th)	4/15/81

OPPONENTS PLAYOFF

REBOUNDS

INDIVIDUAL	Game	23	Elvin Hayes vs. Washington	5/09/79
	Half	15	Elvin Hayes vs. Washington (2nd)	5/09/79
	Quarter	11	Elvin Hayes vs. Washington (4th)	5/09/79
TEAM HIGHS	Game	63	at Boston	4/12/77
	Half	36	at Boston (1st)	4/12/77
	Quarter	22	Most recent, at Portland (4th)	5/19/90
TEAM LOWS	Game	30	Most recent, at Houston	4/15/81
	Half	12	at Houston (2nd)	4/15/81
	Quarter	5	at Houston (4th)	4/15/81

OFFENSIVE REBOUNDS

INDIVIDUAL	Game	11	Most recent, Wes Unseld vs. Washington	5/11/79
	Half	7	Most recent, Moses Malone vs. Houston (2nd)	4/04/80
	Quarter	5	Wes Unseld vs. Washington (3rd)	5/11/79
TEAM HIGHS	Game	28	vs. Washington	4/16/78
	Half	16	vs. Washington (1st)	4/16/78
	Quarter	11	vs. Washington (3rd)	5/11/79
TEAM LOWS	Game	4	at Phoenix	5/13/93
	Half	2	Most recent at Phoenix (1st and 2nd)	5/13/93
	Quarter	0	Numerous Times	

DEFENSIVE REBOUNDS

INDIVIDUAL	Game	17	Charles Barkley vs. Phoenix	5/20/93
	Half	10	Elvin Hayes vs. Washington (2nd)	5/09/79
	Quarter	7	Most recent, Magic Johnson vs. Lakers (1st)	5/18/83
TEAM HIGHS	Game	44	Most recent, at Philadelphia	4/29/79
	Half	24	Most recent, at Washington (1st)	5/13/79
	Quarter	16	at Philadelphia (1st)	4/29/79
TEAM LOWS	Game	22	at Phoenix	5/18/93
	Half	5	at Philadelphia (2nd)	4/22/79
	Quarter	1	at Philadelphia (3rd)	4/22/79

ASSISTS

INDIVIDUAL	Game	19	Most recent, Kevin Johnson at Phoenix	4/26/92
	Half	10	Most recent, Kevin Johnson at Phoenix (1st)	4/26/92
	Quarter	8	Kevin Johnson at Phoenix (2nd)	4/26/92
TEAM HIGHS	Game	40	Numerous Times	
	Half	22	at Lakers (1st)	4/29/88
	Quarter	14	vs. Denver (1st)	4/26/83
TEAM LOWS	Game	16	at Portland	4/29/93
	Half	5	at Portland (2nd)	4/29/93
	Quarter	1	at Portland (3rd)	5/17/90

PERSONAL FOULS

TEAM HIGHS	Game	39	vs. Denver	5/02/95
	Half	21	Most recent, at Golden St. (2nd)	5/01/92
	Quarter	12	at Portland (3rd)	5/01/93

OPPONENTS PLAYOFF

STEALS

INDIVIDUAL	Game	7	Charles Barkley at Phoenix	5/13/93
	Half	6	Maurice Cheeks at Philadelphia (1st)	4/22/79
	Quarter	3	Numerous times	
TEAM HIGHS	Game	15	Most recent, at Phoenix	5/11/93
	Half	9	at the Lakers (2nd)	4/17/86
	Quarter	6	at the Lakers (4th)	4/17/86
TEAM LOWS	Game	1	at Phoenix	5/18/93
	Half	0	Numerous Times	

BLOCKS

INDIVIDUAL	Game	7	Elvin Hayes at Washington	5/18/79
	Half	4	Numerous Times	
	Quarter	3	Numerous Times	
TEAM HIGHS	Game	13	at the Lakers	5/18/83
	Half	10	at the Lakers (2nd)	5/18/83
	Quarter	6	at the Lakers (3rd)	5/18/83
TEAM LOWS	Game	0	Numerous Times	

TURNOVERS

INDIVIDUAL	Game	9	Magic Johnson at Lakers	4/17/86
	Half	5	Most recent, Clyde Drexler vs. Portland (1st)	5/10/90
TEAM HIGHS	Game	27	vs. Philadelphia	4/15/79
	Half	17	at Lakers (1st)	4/29/88
	Quarter	10	vs. Philadelphia (4th)	4/26/79
TEAM LOWS	Game	8	vs. Portland	5/05/93
	Half	2	Most recent, at Phoenix (2nd)	5/13/93
	Quarter	0	Most recent, at Portland (1st)	4/29/93

GO ONE ON ONE

with


Elton John • Linda Ronstadt • Phil Collins •
Gloria Estefan • James Taylor • Mariah Carey
• Jon Secada • Michael Bolton • Eagles •
Righteous Brothers • Peter Cetera • Bonnie
Raitt • Whitney Houston • Rod Stewart • Steve
Winwood • Amy Grant • Lionel Richie • Billy
Joel • Dan Fogelberg • Vanessa Williams •
Boyz II Men • Bruce Hornsby • Bryan Adams •
Selena • Chicago • Celine Dion • Kenny G •
Foreigner • Richard Marx • Luther Vandross

KQ 102

*Continuous
Soft Favorites*

*Soft Favorites From
The 70's, 80's and Today!*

THE NBA



NBA STAFF

NATIONAL BASKETBALL ASSOCIATION

NEW YORK OFFICE: Olympic Tower, 645 Fifth Avenue, New York, NY 10022
212/407-8000

NEW JERSEY OFFICE: 450 Harmon Meadow Boulevard, Secaucus, NJ 07094
201/865-1500

COMMISSIONER'S OFFICE

Commissioner: David J. Stern

Deputy Commissioner & Chief Operating Officer: Russell T. Granik
Executive Vice President & President, NBA Properties: Rick Welts
Senior Vice President, Legal and Business Affairs: Jeffrey A. Mishkin
Senior Vice President, Player Relations and Administration: John T. Rose II
Chief of Staff: Adam Silver

Vice President, Basketball Development: Steve Mills
Director, Player Marketing and Development: Shawn Bryant
Assistant to the Deputy Commissioner: Nancy Hayward
Administrative Assistant to the Commissioner: Linda Tosi



ADMINISTRATION

Vice President, Administration: Norven Reilly
Director/Group Manager, Personnel, Staff Info. & Services:
Loretta Hackett

Office Services Manager: Paul Marken
Staff: Ada Williams, Douglas Lahey, Maureen Dowling,
Marilyn Coughlin, Rita McMorrow, Bruce Styron and
Susan Gawlick

BUSINESS AFFAIRS

Vice President, Business Affairs: Valerie B. Ackerman
Director of Women's Basketball Programs: Carol Blazejowski
Business Affairs Coordinator: Sondi Bittler

COMMUNICATIONS GROUP

Group Vice President and General Manager: Brian McIntyre
International Public Relations

Vice President, International Public Relations: Terry Lyons
Director, Public Relations, NBA Europe: Ray Lalonde
Coordinator, International Public Relations: Nicole Anderson
Consultants, International PR: Barbara Colangelo,
Armando Quintero

Media Relations

Director, Media Relations: Jan Hubbard
Director, Media Services: Chris Brienza
Director, Media Services: Seth Sylvan
Manager, Media Relations: Terry Washington
Coordinator, Media Relations: Peter Steber
Coordinator, Media Relations: Hope Newton-Fielder
Coordinator, Media Relations: Ellen Brandon
Assistant, Media Relations: Eyan Silverman

Marketing Communications

Director, Marketing Communications: Peter Land
Manager, Marketing Communications: Jon Stern
Manager, Marketing Communications: Kelly Malcomb
Coordinator, Marketing Communications, NBA Entertainment:
Michelle Barger

Assistant, Marketing Communications: Cameron Blanchard
Corporate Communications Director,
Corporate Communications: Sondra Haley

Editorial

Vice President, Editorial: Alex Sachare
Director, Editorial: Clare Martin
Manager, Editorial: Mark Hurlman
Coordinator, Editorial: Chris Ekstrand
Staff: Mark Broussard, Kim Brown, Jeanne Tang &
Lori Kashouty

Interactive Multimedia

Manager, Interactive Programming: Jamie Rosenberg

CORPORATE AFFAIRS

Director of Corporate Affairs: Steve Martin
Manager of Corporate Affairs: Lynn Pecci

EVENTS & ATTRACTIONS

President: Jud Perkins
Administrative Assistant: Mary Del Vecchio

Guest Services

Vice President, Guest Services: Carolyn Blitz-Sonn
Directors, Guest Services: Regina McDonald, Jim Manning, Kim
McBride & Denise Apeluo
Staff: Steve Porter, Cheryl Johnson, Barbara DeCristofaro, Gayle
Little, Kerriann Reilly, Winnie Chan & Douglas Sands

Interactive Events

Vice President, Interactive Events: Ski Austin
Staff: Paul Lambert, Steven Board, Karen Ashnaull &
Arlene Getman

Event Management

Vice President, Event Management: Mike Dyer
Directors, Event Management: Kim Bohony,

Dan Mannix & Dan Fleishman

Staff: Chuck Moore, Kenny Payne, Siobhan Demehy, Mike
Malloy (Geneva) & Peter Fink

FINANCE

Vice President, Finance: Robert Criqui
Controller: Michael Galloway
Staff: Ruthven Neville, Meryl Steinberg, Patrice Visco, Jennifer
Foster, Eleanore Minter & Edythe Verdonck

HUMAN RESOURCES

Vice President, Human Resources: Leroy D. Nunery
Staff: Diane Freeman, Ilana Rios & Deborah Morton-Edwards

LEGAL

General Counsel: Joel M. Litvin
Assistant General Counsel: Richard Buchanan
Associate Counsel: Jamir Dershowitz
Staff: Michelle Pujals, Daniel Schoor-Rube & Jacqui Rabblee

OPERATIONS

Senior Vice President, Basketball Operations: Rod Thorn
Vice President, Scheduling and Game Operations: Matt Winick
Director of Basketball Operations: Gary Brokaw
Chief of Officiating Staff: Darell Garretson
Basketball Operations Manager: Theresa Sanzari
Staff: Todd Harris, Zeldi Spoelstra & Carolyn DeCaprio

PLAYER PROGRAMS

Vice President, Player Programs: Tom "Satch" Sanders
Player Programs Manager: Melvyn Davis
Player Programs Development Manager: Rory Sparrow

SECURITY

Vice President, Security: Horace Balmer
Director of Security: Larry Richardson
Security Manager: Jim Wilson
Staff: Nicole Arms, McKinley Jackson, James Quinn, Robert
Knibb & Matthew Gulliver III

TEAM SERVICES

Vice President, Team Services: Paula Hanson
Director of Team Services: Randy Hersh
Community Relations Manager: Karen Procter
Premium Account Manager, Teams: John Stamatidis
Team Services Coordinators: Julie Bosley, Lara Price,
Howard Shelton & Jana Steel
Team Services Assistants: Carmen Rosario, Tavia Fisher &
Marion Harvey

NBA PROPERTIES, INC.

President: Rick Welts
Senior Vice President: Harvey Benjamin
Vice President, Business Development: Bill Daugherty
Special Assistant to the President: Jordan Schlachter
Administrative Assistant to the Executive Vice President &
President, NBA Properties: Erin O'Brien

CONSUMER PRODUCTS GROUP

Group Vice President and General Manager: Bill Marshall
Licensing
Director and Group Manager, Adult Apparel and
Sporting Goods: Sal LaRocca
Director and Group Manager, Youth Products: Sue Sofka
Director of Women's Marketing: Michele Savage-Brown
Director, Business Operations: Robert DiGisi
Director of Licensing, Special Properties: Sandy DeShong
Staff: Nancy Fitzpatrick, Peter Sparaco, Christopher Arena,
Laura Simpson, Laurie Tieman & Joshua Worby

NBA STAFF

Basketball Cards

Director and Group Manager, NBA Basketball Cards:
Donna Goldsmith

Staff: Anne Goldman, Joanne Masco, Stacey Smith & Paul White

Marketing

Director of Marketing Programs: Scott Dickey
Staff: Timothy Taylor, Gerylann Abramonte,
Alisa Eagle & Elston Terrell

Quality Control

Quality Control Manager: Lynn Stack
Staff: Garryn Rodner & Mindy Strum

Sales

Director of Sales, National Accounts: Mark Sage
Staff: Jonathan Brod (Toronto), Nat Handler, Mike McNeil, Lisa
Steinberg & Stephanie Krywe

CREATIVE SERVICES

Creative Director: Tom O'Grady

Account Director: Lisa Rachman

Computer Graphics Director: Kim Mason

Assistant Art Directors: Barry Gottlieb & Suzanne Gulbin

Staff: Amy Straut, Joseph Schwartz, Jennifer Levinson, Anne
Rabasca, Monique Sued & Valerie Malis

FINANCE

Vice President and Controller: Richard C. Cairo

Staff: Gary Etkin, John Inguarato, Margaret Prygocki, Lionel
McCloud, Silvana Greenup, Seth Rosenstein, William Gambro,
Susan Palmer, Sylvia Southerland & Ivette Rodriguez

INTERNATIONAL GROUP

Geneva: Vice President & General Manager, and
Managing Director, Europe: Paul Zalk
Director of Marketing Programs: Mike Bantom
Directors of Marketing: Serge Darcy,
Mike Denzel & Francisco Roca

Staff: Kevin Jones, Eva Boye,
Jean-François Daniels & Philippe Gazagne
Director of Marketing: Mark Cohen
Vice President, International Group:
Rob Millman

London: Director of Marketing: Peter Gumas
Director of Apparel Licensing: Claude Johnson
Staff: Marlene Aguilar, Rhonda Bugg,
Shawn Fields, Laura Simpson & Ali Towle

Melbourne: V.P. and Managing Director, Australia/New
Zealand, Southeast Asia: Ian Campbell
Staff: Philip Hayes-Brown, Claire DiMattina,
Kim Kernich & Anthony Moore

Hong Kong: Managing Director, Asia: Thomas Fox
Marketing Assistant: Loren Orris
International Sales Coordinator, Pacific Rim:
Michael Wrenzak

Miami: Vice President and Managing Director,
Latin America: Rob Levine
Staff: Angel Gallinal & Nuria Pardo

Mexico City: General Manager, Mexico: Juan Gutierrez

LEGAL

General Counsel: William S. Koenig
Assistant General Counsel: Gary D. Way

Senior Intellectual Property Counsel: Kathryn Barrett
Staff: David Denerberg, Richard Friedman, Samantha E. Haidt,
Beverly Hand, Brenda Mora, Carmen Torres,
Stella Matzner & Aaron Radin

MARKETING & MEDIA GROUP

President, Marketing & Media Group: David Schreff

Media Programs

Vice President, Media Programs: Michael Dresner
Director, U.S. Media Programs: John Gutman
Director & Group Manager, International Television:
Anne Murray

Director, Media Operations: Ida Palma

Director of Marketing-Canada: Ken Derrett (Toronto)
Director, International Media Marketing: Heidi Ueberruth
Staff: Melissa Ashley, Matthew Bostock, Ron Geraci, Sara
Gilbertson, Laurence Pels, Yvette Chavis, Tricia Badalou, Jeri
Land, Mary Mak, Anne-Marie Philis & Charles Williams

Marketing Partnerships

Vice President, Marketing Partnerships: Michael Stevens
Director & Group Manager, Marketing Partnerships:
Ted Howard

Staff: Cheryl Miller, Joseph Mangano, Richard Singer,
Donna Daniels & Karla Bailey

Premiums

Director, Premium Licensing: Jill Shuyitz
Staff: Linda Markatos, Lauren Meredith & Teresa Gaudin

Publishing

Director & Group Manager, Publishing: Frank Cochetta
Staff: Diane Naughton, Lee Newell & Greg Lassen

INFORMATION TECHNOLOGY

Director & Group Manager, Information Technology:
Debra Chrapaty

Staff: Edward Hatfield, Constantine Terzopoulos, Victoria
Kaplan, Ellen Vorel, Brian Walker, Johanna Carter, Marilyn
Reyes, Sean Wright, Verneeta Mboya, Kimberly Gross, Anita
Wilbur, Michael Levy & Meeta Patel

NBA TELEVISION & NEW MEDIA VENTURES

President, Ed Deasor
Staff: Maria Kessler & Peter Smul

NBA ENTERTAINMENT, INC.

450 Harmon Meadow Boulevard, Secaucus, NJ 07094
Telephone: (201) 865-1500

Vice President and Executive Producer: Don Sperling
Vice President, Operations: Stephen Hellmuth
Vice President, Player and Talent Relations: Leah Wilcox
Vice President, Programming & Broadcasting: Gregg Wink
Director of Business Affairs: Charles L. Rosenzweig

PRODUCTION

Director of Editorial: Laurance Weitzman

Director of Production: Kenneth Adelson

Director of Production: Steven Herbst

Director of Photography: Michael Wink

Creative Director, Special Projects: David Guyant

Creative Director: PSA: James Most

Senior Producers: Carol Albert, Michael Antinoro, Charles Bloom,
David Check, Timothy Kane, James Podhoretz, Andy Thompson

Producer/Archivist: Todd Caso

Producers: Scott Bantle, Barry Carlin, Rich Ducherty, Nancy
Flamberg, David Goldfield, Maureen Hassett, Barry Hein, Sean
Kelly, Steve Koontz, Darryl Lepik, David Logue, Danny Meiseles,
Steve Michaud, Chris Oden.

Robert Santarlasci, Barry Small & James Weibley
Managing Editor: Richard Kopfluck

Co-Host, "Inside Staff": Willow Bay

Staff: William Rubens, Jon Clateman, Dion Coorors, Aldo
DiCuffa, Stephen Evans, Bryan Meyers, Christopher Perkins,
Scott Robbier, Lynne Robinson, John Sample, James Schwartz,
Sandy Steinberg, Alvin Whitney, David Beinstein, Lawrence
Berger, Willie Cheatham, Kori Davis, Kevin Dobstaf, David
Frankfurt, Jared Franzreb, Ken Gagne, Jon Ghent, John Graves,
Thomas Kearns, George Land, Todd Morgan, Keith Norris, Paul
Pawlowski, April Reeves, Xavier Rogers, Noah Samton, Harry
Semler, Cheryl Stallings, William Sutton, Dwight Wilbur,
Valerie Witulski, Nancy Rath

OPERATIONS

Director of Videotape Operations: Alan Goldstein

Director of Business Administration: Michael Scott

Director of Engineering: Philip Parlante

Director of Operations: Geraldine Lavin

Director of Field Production: Paul Hirschheimer

Director of Broadcasting: Gil Kerr

Director of International Production and Technical
Operations: Peter Skrodzalis

NBA RADIO Coordinator: Timothy Lindsay

Staff: Sufe Foley, Roger Miller, Takashi Kohiyama, Cherie
Alleyne, Marc Feldman, Dennis Yuhasz, Heather Messer, John
Palmer, Dave Zubrzycki, Gregory Lavan, Doreen Lucci, Paul
Prisco, Michael Lavitol, Angeline Micco, Peter Wink,
Arthur Rosen & Adam Jarvis

PROGRAMMING & BROADCASTING

Director of Broadcasting: Tom Carelli

Director of Program Relations: Stephanie Schwartz

Manager, Broadcast Administration: Jim Griffel

Staff: Matt Henderson, Dennis Manalo, Neil McDonald &
Joyce Kostrinsky

NBA PHOTOS

NBA Photos Manager: Carmin Romanelli

Senior Official NBA Photographer/Assistant Manager:

Andrew D. Bernstein

Senior Official NBA Photographer/Assistant Manager:

Nathaniel S. Butler

Photo Coordinators: Joseph Anati, Marc Hirschheimer &

David Bonilla

Photo Assistants: Pam Healy, Shonda Hoernke, Michael Klein,
Joseph Murphy, Bennett Rona & Marc Seigerman

FOOTAGE LICENSING

Footage Licensing Manager: Joy Dellapins

Licensing Assistant: Meredith Fox



LOOKING FOR A PLACE IN THE COUNTRY?

There's no need to look anywhere else!

For Today's Hot New Country, tune in to Y100 at 100.3 FM.
And get your Classic Country Favorites from KKYX at 680 AM.

Y100 FM SM

Today's Hot New Country! SM

COUNTRY FAVORITES!
KKYX 680 AM

CBA DIRECTORY

Commissioner Tom Valdiserr
General Counsel & Chief Financial Officer .. Michael Mannion
Vice President of Basketball Operations .. Clay Moser
Vice President of Public Relations Brett Meister
Vice President of Sales & Marketing Tim Weil
Deputy General Counsel Will Anzenberger
Basketball Operations Coordinator Wade Morehead
Financial Services Manager Tom Maley

Manager of Accounting Services Eric Caponi
Director of Scouting Services Marty Blake
Office Manager Kathie Feissner
Receptionist Sunnie Hedley
FAX (314) 621-1202
Scorephone (201) 938-4567
CBA Information System (314) 621-4737

1995-96 CBA Team Directory

CHICAGO ROCKERS

54 West Hubbard
Chicago, IL 60610
(312) 595-1222
Arena: UIC Pavilion
Capacity: 6,636
Pres: Chris Devine
GM: Mitch Rosen
Coach: Dave Corzine
PR: Barry King
FAX: (312) 527-9901

FORT WAYNE FURY

1010 Memorial Way
Suite 210
Fort Wayne, IN 46805
(219) 471-3879
Arena: Memorial Coliseum
Capacity: 6,200
Owners: Jay Frye & Jay Leonard
V.P.s: Rich Coffey & Scott Sprout
Coach: Bruce Stewart
PR: Rob Brown
FAX: (219) 471-9716

OMAHA RACERS

6800 Mercy Road, Suite 201
Omaha, NE 68106-2137
(402) 551-5151
Arena: Ak-Sar-Ben Coliseum
Capacity: 5,495
Owner: Steve Idelman
Pres/Coach: Mike Thibault
GM: Rob Goodman
PR: Andy Curtis
FAX: (402) 551-1008

SAN DIEGO BASKETBALL

San Diego Sports Arena
3500 Sports Arena Blvd.
San Diego, CA 92110
(619) 225-9813
Arena: San Diego Sports Arena
Capacity: 13,000
Pres: Doug Logan
GM: Jeff Quinn
Coach: Mauro Panaggio
PR: Adam Lowe
FAX: (619) 224-3010

YAKIMA SUN KINGS

P.O. Box 2626
Yakima, WA 98901
(509) 248-1222
Arena: Yakima SunDome
Capacity: 5,400
GM: Kellie Connaughton
Coach: Calvin Duncan
PR: Rich Austin
FAX: (509) 248-1537

CONNECTICUT PRIDE

#21 Waterville Road
Avon, CT 06001
(203) 678-8156
Arena: Hartford Civic Center
Capacity: 7,000
Owner: Brian Foley
GM: Tyler Jones
Coach: Paul Mokeski
PR: Stephen Kirk
FAX: (203) 677-4232

GRAND RAPIDS MACKERS

820 Monroe NW
Room 222
Grand Rapids, MI 49503
(616) 458-7788
Arena: Welsh Auditorium
Capacity: 3,500
Pres/GM: Mark Kimball
Coach: Brendan Suhr
PR: TBA
FAX: (616) 458-2123

QUAD CITY THUNDER

329 18th Street
Rock Island, IL 61201
(309) 788-2255
Arena: The Mark of the Quad Cities
Capacity: 10,900
Pres: Anne Potter DeLong
GM: Casey Kahler
Coach: Dan Panaggio
PR: Jim Meenan
FAX: (309) 788-2335

SHREVEPORT STORM

American Tower
401 Market St., Suite 530
Shreveport, LA 71101
(318) 425-7526
Arena: Hirsch Coliseum
Capacity: 8,400
Pres: Eli Jacobson
GM: Todd DeMoss
Coach: Rick Hall
PR: Mark Barnard
FAX: (318) 221-3865

NBA LEAGUE OFFICE

Olympic Tower
645 Fifth Avenue
New York, NY 10022
(212) 407-8000

FLORIDA BEACHDOGS

1801 Palm Beach Lakes Blvd.
West Palm Beach, FL 33401
(407) 686-5266
Arena: W. Palm Beach Auditorium
Capacity: 5,800
Pres: Pat Hall
GM/Coach: Eric Musselman
PR: Phil Helman
FAX: (407) 686-7225

OKLAHOMA CITY CAVALRY

100 W. Sheridan
Oklahoma City, OK 73102
(405) 232-3865
Arena: Myriad Convention Center
Capacity: 14,005
Pres/GM: Kevin Leonard
Coach: Russ Bergman
PR: TBA
FAX: (405) 232-3866

ROCKFORD LIGHTNING

3660 Publisher's Drive
Rockford, IL 61109
(815) 874-8918
Arena: Metro Centre
Capacity: 8,900
Pres: Wayne Timpe
Business Ops: Mike Bohnstengel
Coach: Mike Mashuk
PR: Gary Kohn
FAX: (815) 874-6434

SIoux FALLS SKYFORCE

330 N. Main Ave., #101
Sioux Falls, SD 57102
(605) 332-0605
Arena: Sioux Falls Arena
Capacity: 6,400
Pres: D. Greg Heineman
GM: Tommy Smith
Coach: Morris McHone
PR: Tom Savage
FAX: (605) 332-2305

MARTY BLAKE

NBA/CBA Dir. of Scouting Services
P.O. Box 617
Alpharetta, GA 30239-0617
(404) 410-9301



ALL-TIME NBA LEADERS

HIGHEST SCORING AVERAGE

(400 Games or 10,000 Points Minimum)

	G.	FGM	FTM	Pts.	Avg.
MICHAEL JORDAN	684	8,245	5,205	21,998	32.2
Wilt Chamberlain	1045	12,681	6,057	31,419	30.1
Elgin Baylor	846	8,693	5,763	23,149	27.4
Jerry West	932	9,016	7,160	25,192	27.0
Bob Pettit	792	7,349	6,182	20,880	26.4
George Gervin	791	8,045	4,541	20,708	26.2
KARL MALONE	816	7,857	5,472	21,237	26.0
DOMINIQUE WILKINS	984	9,516	5,721	25,389	25.8
DAVID ROBINSON	475	4,340	3,508	12,209	25.7
Oscar Robertson	1040	9,508	7,694	26,710	25.7

MOST GAMES PLAYED

Kareem Abdul-Jabbar	1,560
ROBERT PARISH	1,494
MOSES MALONE	1,329
Elvin Hayes	1,303
John Havlicek	1,270
Paul Silas	1,254
Alex English	1,193
TREE ROLLINS	1,156
JAMES EDWARDS	1,140
Hal Greer	1,122
BUCK WILLIAMS	1,122

MOST FIELD GOALS MADE

Kareem Abdul-Jabbar	15,837
Wilt Chamberlain	12,681
Elvin Hayes	10,976
Alex English	10,659
John Havlicek	10,513
DOMINIQUE WILKINS	9,516
Oscar Robertson	9,508
MOSES MALONE	9,485
ROBERT PARISH	9,424
Jerry West	9,016

HIGHEST FIELD GOAL PERCENTAGE

(2,000 FGM minimum)

	FGA	FGM	Pct.
Artis Gilmore	9,570	5,782	.599
MARK WEST	3,958	2,330	.589
SHAQUILLE O'NEAL	4,489	2,616	.583
Steve Johnson	4,965	2,841	.572
Darryl Dawkins	6,079	3,477	.572
JAMES DONALDSON	5,442	3,105	.571
Jeff Ruland	3,734	2,105	.564
Kareem Abdul-Jabbar	28,307	15,837	.559
OTIS THORPE	9,515	5,283	.555
CHARLES BARKLEY	12,285	6,813	.555

MOST FREE THROWS ATTEMPTED

Wilt Chamberlain	11,862
MOSES MALONE	11,090
Kareem Abdul-Jabbar	9,304
Oscar Robertson	9,185
Jerry West	8,801
Adrian Dantley	8,351
Dolph Schayes	8,273
Bob Pettit	8,119
Walt Bellamy	8,088
Elvin Hayes	7,999

MOST MINUTES PLAYED

Kareem Abdul-Jabbar	57,446
Elvin Hayes	50,000
Wilt Chamberlain	47,859
John Havlicek	46,471
MOSES MALONE	45,071
ROBERT PARISH	44,212
Oscar Robertson	43,886
Bill Russell	40,726
Hal Greer	39,788
Walt Bellamy	38,940

MOST FIELD GOALS ATTEMPTED

Kareem Abdul-Jabbar	28,307
Elvin Hayes	24,272
John Havlicek	23,930
Wilt Chamberlain	23,497
Alex English	21,036
DOMINIQUE WILKINS	20,504
Elgin Baylor	20,171
Oscar Robertson	19,690
MOSES MALONE	19,225
Jerry West	19,032

MOST FREE THROWS MADE

MOSES MALONE	8,531
Oscar Robertson	7,694
Jerry West	7,160
Dolph Schayes	6,979
Adrian Dantley	6,832
Kareem Abdul-Jabbar	6,712
Bob Pettit	6,182
Wilt Chamberlain	6,057
Elgin Baylor	5,763
DOMINIQUE WILKINS	5,721

HIGHEST FREE THROW PERCENTAGE

(1,200 FTM minimum)

	FTA	FTM	Pct.
MARK PRICE	2,078	1,883	.906
Rick Barry	4,243	3,818	.900
Calvin Murphy	3,864	3,445	.892
SCOTT SKILES	1,731	1,540	.890
Larry Bird	4,471	3,960	.886
Bill Sharman	3,559	3,143	.883
REGGIE MILLER	3,624	3,186	.879
RICKY PIERCE	3,459	3,033	.877
Kiki Vandeweghe	3,997	3,484	.872
JEFF MALONE	3,351	2,918	.871

ALL-TIME NBA LEADERS

MOST 3-PT. FIELD GOALS MADE

DALE ELLIS	1,119
REGGIE MILLER	1,035
DANNY AINGE	1,002
MICHAEL ADAMS	935
CHUCK PERSON	856
MARK PRICE	802
DEREK HARPER	787
VERNON MAXWELL	777
TERRY PORTER	773
DAN MAJERLE	721

HIGHEST 3-PT FG PERCENTAGE

(250 3FGM Minimum)

	3FGA	3FGM	Pct.
STEVE KERR	617	288	.467
Drazen Petrovic	583	255	.437
B. J. ARMSTRONG	650	284	.437
DANA BARRROS	1,453	606	.417
MARK PRICE	1,960	802	.409
Trent Tucker	1,410	575	.408
DALE ELLIS	2,783	1,119	.402
HERSEY HAWKINS	1,705	685	.402
Craig Hodges	1,408	563	.400
KENNY SMITH	1,292	514	.398

MOST DEFENSIVE REBOUNDS

ROBERT PARISH	9,856
MOSES MALONE	9,481
Kareem Abdul-Jabbar	9,394
Jack Sikma	8,274
BUCK WILLIAMS	7,910
Bill Laimbeer	7,581
Larry Bird	7,217
HAKHEM OLAJUWON	7,063
Elvin Hayes	6,973
KARL MALONE	6,630

MOST ASSISTS

JOHN STOCKTON	10,394
Magic Johnson	9,921
Oscar Robertson	9,887
Isiah Thomas	9,061
Maurice Cheeks	7,392
Len Wilkens	7,211
Rob Cousy	6,955
Guy Rodgers	6,917
Nate Archibald	6,476
John Lucas	6,454

MOST DISQUALIFICATIONS

Vern Mikkelsen	127
Walter Dukes	121
Charlie Share	105
Paul Arizin	101
Darryl Dawkins	100
JAMES EDWARDS	95
Tom Gola	94
Tom Sanders	94
Steve Johnson	93
TREE ROLLINS	92

MOST BLOCKED SHOTS

Kareem Abdul-Jabbar	3,189
Mark Eaton	3,064
HAKHEM OLAJUWON	2,983
TREE ROLLINS	2,542
ROBERT PARISH	2,288
PATRICK EWING	2,143
MANUTE BOL	2,086
George T. Johnson	2,082
Larry Nance	2,027
Elvin Hayes	1,771

MOST 3-PT. FIELD GOALS ATTEMPTED

MICHAEL ADAMS	2,816
DALE ELLIS	2,783
DANNY AINGE	2,651
REGGIE MILLER	2,622
VERNON MAXWELL	2,422
CHUCK PERSON	2,379
DEREK HARPER	2,244
TERRY PORTER	2,006
DOMINIQUE WILKINS	1,971
DAN MAJERLE	1,965

MOST OFFENSIVE REBOUNDS

MOSES MALONE	6,731
ROBERT PARISH	4,467
BUCK WILLIAMS	4,123
Larry Smith	3,401
CHARLES BARKLEY	3,326
HAKHEM OLAJUWON	3,176
DENNIS RODMAN	3,122
Kareem Abdul-Jabbar	2,975
CHARLES OAKLEY	2,834
Bill Laimbeer	2,813

MOST TOTAL REBOUNDS

Wilt Chamberlain	23,924
Bill Russell	21,620
Kareem Abdul-Jabbar	17,440
Elvin Hayes	16,279
MOSES MALONE	16,212
Nate Thurmond	14,464
ROBERT PARISH	14,323
Walt Bellamy	14,241
Wes Unseld	13,769
Jerry Lucas	12,942

MOST PERSONAL FOULS

Kareem Abdul-Jabbar	4,657
ROBERT PARISH	4,323
Elvin Hayes	4,193
JAMES EDWARDS	3,981
Jack Sikma	3,879
Hal Greer	3,855
BUCK WILLIAMS	3,783
TOM CHAMBERS	3,726
Dolph Schayes	3,664
Bill Laimbeer	3,633

MOST STEALS

Maurice Cheeks	2,310
JOHN STOCKTON	2,225
Alvin Robertson	1,946
Isiah Thomas	1,861
CLYDE DREXLER	1,857
MICHAEL JORDAN	1,845
Magic Johnson	1,698
Lafayette Lever	1,666
Gus Williams	1,638
DEREK HARPER	1,618

MOST POINTS

Kareem Abdul-Jabbar	38,387
Wilt Chamberlain	31,419
MOSES MALONE	27,409
Elvin Hayes	27,313
Oscar Robertson	26,710
John Havlicek	26,395
Alex English	25,613
DOMINIQUE WILKINS	25,389
Jerry West	25,192
Adrian Dantley	23,177

ACTIVE NBA LEADERS

HIGHEST SCORING AVERAGE

(400 Games or 10,000 Points Minimum)

	G.	FGM	FTM	Pts.	Avg.
Michael Jordan	684	8,245	5,205	21,988	32.2
Karl Malone	816	7,857	5,472	21,237	26.0
Dominique Wilkins	984	9,516	5,721	25,389	25.8
David Robinson	475	4,340	3,508	12,209	25.7
Hakeem Olajuwon	828	7,905	4,081	19,904	24.0
Patrick Ewing	759	7,116	3,832	18,077	23.8
Charles Barkley	819	6,813	5,062	19,091	23.3
Mitch Richmond	519	4,351	2,538	11,781	22.7
Chris Mullin	653	5,407	3,000	14,243	21.8
Clyde Drexler	902	7,155	3,955	18,789	20.8

MOST GAMES PLAYED

Robert Parish	1,494
Moses Malone	1,329
Trey Rollins	1,156
James Edwards	1,140
Buck Williams	1,122
Tom Chambers	1,094
Danny Ainge	1,042
Herb Williams	1,004
Dominique Wilkins	984
Rick Mahorn	970

MOST FIELD GOALS ATTEMPTED

Dominique Wilkins	20,504
Moses Malone	19,225
Robert Parish	17,530
Michael Jordan	16,051
Tom Chambers	15,716
Hakeem Olajuwon	15,306
Clyde Drexler	14,951
Karl Malone	14,941
Terry Cummings	14,696
Jeff Malone	14,481

HIGHEST FIELD GOAL PERCENTAGE

(2,000 FGM minimum)

	FGA	FGM	Pct.
Mark West	3,958	2,330	.589
Shaquille O'Neal	4,489	2,616	.583
James Donaldson	5,442	3,105	.571
Otis Thorpe	9,515	5,283	.555
Charles Barkley	12,285	6,813	.555
Buck Williams	10,802	5,962	.552
Dennis Rodman	4,283	2,309	.539
Robert Parish	17,530	9,424	.538
Horace Grant	6,078	3,245	.534
Brad Daugherty	7,189	3,823	.532

MOST FREE THROWS ATTEMPTED

Moses Malone	11,090
Karl Malone	7,585
Dominique Wilkins	7,046
Charles Barkley	6,888
Tom Chambers	6,268
Michael Jordan	6,161
Hakeem Olajuwon	5,749
Robert Parish	5,592
Buck Williams	5,542
Patrick Ewing	5,161

MOST 3-PT. FIELD GOALS MADE

Dale Ellis	1,119
Reggie Miller	1,035
Danny Ainge	1,002
Michael Adams	935
Chuck Person	856
Mark Price	802
Derek Harper	787
Vernon Maxwell	777
Terry Porter	773
Dan Majerle	721

MOST MINUTES PLAYED

Moses Malone	45,071
Robert Parish	44,212
Buck Williams	38,558
Dominique Wilkins	35,916
Tom Chambers	33,829
Hakeem Olajuwon	31,184
Clyde Drexler	30,796
Karl Malone	30,688
Charles Barkley	30,300
Derek Harper	29,802

MOST FIELD GOALS MADE

Dominique Wilkins	9,516
Moses Malone	9,435
Robert Parish	9,424
Michael Jordan	8,245
Hakeem Olajuwon	7,905
Karl Malone	7,857
Tom Chambers	7,269
Terry Cummings	7,158
Clyde Drexler	7,155
Patrick Ewing	7,116

HIGHEST FREE THROW PERCENTAGE

(1,200 FTM minimum)

	FTA	FTM	Pct.
Mark Price	2,078	1,883	.906
Scott Skiles	1,731	1,540	.890
Reggie Miller	3,624	3,186	.879
Ricky Pierce	3,459	3,033	.877
Jeff Malone	3,351	2,918	.871
Hersey Hawkins	2,887	2,502	.867
Michael Williams	1,714	1,485	.866
Jeff Hornacek	2,132	1,840	.863
Chris Mullin	3,480	3,000	.862
Michael Adams	2,508	2,132	.850

MOST FREE THROWS MADE

Moses Malone	8,531
Dominique Wilkins	5,721
Karl Malone	5,472
Michael Jordan	5,205
Charles Barkley	5,062
Tom Chambers	5,061
Hakeem Olajuwon	4,081
Robert Parish	4,035
Clyde Drexler	3,955
Patrick Ewing	3,832

MOST 3-PT. FIELD GOALS ATTEMPTED

Michael Adams	2,816
Dale Ellis	2,783
Danny Ainge	2,651
Reggie Miller	2,622
Vernon Maxwell	2,422
Chuck Person	2,379
Derek Harper	2,244
Terry Porter	2,006
Dominique Wilkins	1,973
Dan Majerle	1,965

ACTIVE NBA LEADERS

MOST OFFENSIVE REBOUNDS

Moses Malone	6,731
Robert Parish	4,467
Buck Williams	4,123
Charles Barkley	3,326
Hakeem Olajuwon	3,176
Dennis Rodman	3,122
Charles Oakley	2,834
Kevin Willis	2,803
Dominique Wilkins	2,751
Terry Cummings	2,714

MOST REBOUNDS

Moses Malone	16,212
Robert Parish	14,323
Buck Williams	12,033
Hakeem Olajuwon	10,239
Charles Barkley	9,490
Karl Malone	8,929
Dennis Rodman	8,489
Charles Oakley	8,130
Kevin Willis	7,952
Otis Thorpe	7,878

MOST ASSISTS

John Stockton	10,394
Derek Harper	5,484
Muggsy Bogues	5,469
Terry Porter	5,319
Kevin Johnson	5,272
Mark Jackson	5,255
Sleepy Floyd	5,175
Clyde Drexler	5,087
Doc Rivers	4,766
Nate McMillan	4,501

MOST FOULS

Robert Parish	4,323
James Edwards	3,981
Buck Williams	3,783
Tom Chambers	3,726
Tree Rollins	3,377
Rick Mahorn	3,248
Hakeem Olajuwon	3,204
Danny Schayes	3,155
Moses Malone	3,076
Terry Cummings	3,037

HIGHEST 3-PT FG PERCENTAGE

(250 3FGM Minimum)

	FGA	FGM	Pct.
Steve Kerr	617	288	.467
B.J. Armstrong	650	284	.437
Dana Barros	1,453	506	.417
Mark Price	1,960	802	.409
Dale Ellis	2,783	1,119	.402
Hersey Hawkins	1,705	685	.402
Kenny Smith	1,292	514	.398
Dennis Scott	1,431	567	.396
Reggie Miller	2,622	1,035	.395
Dell Curry	1,588	623	.392

MOST DEFENSIVE REBOUNDS

Robert Parish	9,856
Moses Malone	9,481
Buck Williams	7,910
Hakeem Olajuwon	7,063
Karl Malone	6,630
Charles Barkley	6,164
Patrick Ewing	5,910
James Donaldson	5,432
Dennis Rodman	5,367
Charles Oakley	5,296

MOST STEALS

John Stockton	2,225
Clyde Drexler	1,857
Michael Jordan	1,845
Derek Harper	1,618
Hakeem Olajuwon	1,581
Doc Rivers	1,490
Scottie Pippen	1,405
Nate McMillan	1,377
Charles Barkley	1,337
Dominique Wilkins	1,335

MOST BLOCKED SHOTS

Hakeem Olajuwon	2,983
Tree Rollins	2,542
Robert Parish	2,288
Patrick Ewing	2,143
Manute Bol	2,086
David Robinson	1,785
Moses Malone	1,733
Herb Williams	1,556
Benöt Benjamin	1,491
Alton Lister	1,416

MOST DISQUALIFICATIONS

James Edwards	95
Tree Rollins	92
Robert Parish	86
Tom Chambers	75
Alton Lister	75
Rick Mahorn	74
Hakeem Olajuwon	74
Shawn Kemp	62
Frank Brickowski	61
Danny Schayes	

MOST POINTS

Moses Malone	27,409
Dominique Wilkins	25,389
Robert Parish	22,883
Michael Jordan	21,998
Karl Malone	21,237
Tom Chambers	20,024
Hakeem Olajuwon	19,904
Charles Barkley	19,091
Clyde Drexler	18,789
Patrick Ewing	18,077

ALL-TIME PLAYOFF LEADERS

HIGHEST SCORING AVERAGE

(25 games or 625 points minimum)

	G.	FGM	FTM	Pts.	Avg.
MICHAEL JORDAN	121	1,531	1,006	4,165	34.4
Jerry West	153	1,622	1,213	4,467	29.1
HAKEEM OLAJUWON	107	1,208	603	3,023	28.3
KARL MALONE	79	770	627	2,169	27.5
Elgin Baylor	134	1,388	847	3,623	27.0
George Gervin	59	622	348	1,692	27.0
DOMINIQUE WILKINS	55	514	366	1,421	25.8
Bob Pettit	88	766	708	2,240	25.5
Rick Barry	74	719	392	1,833	24.8
REGGIE MILLER	48	378	309	1,182	24.6

MOST YEARS PLAYED

Kareem Abdul-Jabbar	18
ROBERT PARISH	15
TREE ROLLINS	15
Dolph Schayes	15
Paul Silas	14
Elevon Hod	13

MOST MINUTES PLAYED

Kareem Abdul-Jabbar	8,851
Wilt Chamberlain	7,559
Bill Russell	7,497
Magic Johnson	7,403
Dennis Johnson	6,994
Larry Bird	6,886
John Havlicek	6,860
Jerry West	6,321
ROBERT PARISH	6,159
Kevin McHale	5,716

MOST FIELD GOALS MADE

Kareem Abdul-Jabbar	2,356
Jerry West	1,622
MICHAEL JORDAN	1,531
Larry Bird	1,458
John Havlicek	1,451
Wilt Chamberlain	1,425
Elgin Baylor	1,388
Magic Johnson	1,276
James Worthy	1,267
HAKEEM OLAJUWON	1,208

MOST FREE THROWS MADE

Jerry West	1,213
Kareem Abdul-Jabbar	1,050
Magic Johnson	1,040
MICHAEL JORDAN	1,006
Larry Bird	901
John Havlicek	874
Elgin Baylor	847
Kevin McHale	766
Wilt Chamberlain	757
Dennis Johnson	756

MOST POINTS

Kareem Abdul-Jabbar	5,762
Jerry West	4,457
MICHAEL JORDAN	4,165
Larry Bird	3,897
John Havlicek	3,776
Magic Johnson	3,640
Elgin Baylor	3,623
Wilt Chamberlain	3,607
Kevin McHale	3,182
Dennis Johnson	3,116

MOST GAMES PLAYED

Kareem Abdul-Jabbar	237
DANNY AINGE	193
Magic Johnson	186
ROBERT PARISH	182
Dennis Johnson	180
BYRON SCOTT	175
John Havlicek	172
Kevin McHale	169
Michael Cooper	168
Bill Russell	165

MOST FIELD GOALS ATTEMPTED

Kareem Abdul-Jabbar	4,422
Jerry West	3,460
John Havlicek	3,329
Elgin Baylor	3,161
Larry Bird	3,090
MICHAEL JORDAN	3,066
Wilt Chamberlain	2,728
Dennis Johnson	2,661
Sam Jones	2,571
Magic Johnson	2,513

MOST FREE THROWS ATTEMPTED

Wilt Chamberlain	1,627
Jerry West	1,506
Kareem Abdul-Jabbar	1,419
Magic Johnson	1,241
MICHAEL JORDAN	1,208
Bill Russell	1,106
Elgin Baylor	1,098
John Havlicek	1,046
Larry Bird	1,012
Kevin McHale	972

HIGHEST FIELD GOAL PERCENTAGE

(150 FGM minimum)

	FGA	FGM	Pct.
JAMES DONALDSON	244	153	.627
OTIS THORPE	463	272	.587
MARK WEST	322	186	.578
KURT RAMBIS	495	284	.574
SHAQUILLE O'NEAL	383	218	.569
Artis Gilmore	315	179	.568
Kevin McHale	2,145	1,204	.561
Bernard King	481	269	.559
ANTOINE CARR	305	170	.557
Darryl Dawkins	992	542	.546

ALL-TIME PLAYOFF LEADERS

HIGHEST FREE THROW PERCENTAGE

(100 FTM minimum)

	FTA	FTM	Pct.
MARK PRICE	214	202	.944
Calvin Murphy	177	165	.932
HERSEY HAWKINS	145	135	.931
Bill Sharman	406	370	.911
Kiki Vandeweghe	259	235	.907
JEFF HORNAMEK	242	219	.905
Larry Bird	1,012	901	.890
Vince Boryla	135	120	.889
Bobby Wanzer	241	212	.880
Rick Barry	448	392	.875

MOST 3-PT. FIELD GOALS MADE

DANNY AINGE	172
BYRON SCOTT	130
Michael Cooper	124
REGGIE MILLER	117
JOHN STARKS	116
DAN MAJERLE	115
TERRY PORTER	113
KENNY SMITH	105
MICHAEL JORDAN	97
Craig Hodges	90

MOST OFFENSIVE REBOUNDS

ROBERT PARISH	569
MOSES MALONE	510
Kareem Abdul-Jabbar	505
Kevin McHale	456
HORACE GRANT	448
CHARLES OAKLEY	425
CHARLES BARKLEY	410
HAKEEM OLAJUWON	385
DENNIS RODMAN	370
Larry Bird	360
Julius Erving	360

MOST REBOUNDS

Bill Russell	4,104
Wilt Chamberlain	3,913
Kareem Abdul-Jabbar	2,481
Wes Unseld	1,777
ROBERT PARISH	1,761
Elgin Baylor	1,724
Larry Bird	1,683
Paul Silas	1,527
Magic Johnson	1,431
Bill Bridges	1,305

MOST ASSISTS

Magic Johnson	2,320
Larry Bird	1,062
Dennis Johnson	1,006
Isiah Thomas	987
JOHN STOCKTON	980
Jerry West	970
Bob Cousy	937
Maurice Cheeks	922
John Havlicek	825
KEVIN JOHNSON	820

MOST PERSONAL FOULS

Kareem Abdul-Jabbar	797
ROBERT PARISH	615
Dennis Johnson	575
Kevin McHale	571
Bill Russell	546
DANNY AINGE	533
John Havlicek	527
Magic Johnson	521
Tom Sanders	508
Michael Cooper	474

HIGHEST 3-PT FG PERCENTAGE

(35 3FGM Minimum)

	3FGA	3FGM	Pct.
Bob Hansen	76	38	.500
KENNY SMITH	230	105	.457
B. J. ARMSTRONG	108	49	.454
REGGIE MILLER	267	117	.438
MARIO ELJE	102	43	.422
Trent Tucker	130	50	.417
ANFERNEE HARDAWAY	110	45	.409
DANNY AINGE	433	172	.397
BYRON SCOTT	328	130	.396
Michael Cooper	316	124	.392

MOST 3-PT. FIELD GOALS ATTEMPTED

DANNY AINGE	433
BYRON SCOTT	328
CLYDE DREXLER	327
JOHN STARKS	326
DAN MAJERLE	324
Michael Cooper	316
TERRY PORTER	290
MICHAEL JORDAN	274
REGGIE MILLER	267
Larry Bird	249

MOST DEFENSIVE REBOUNDS

Larry Bird	1,323
Kareem Abdul-Jabbar	1,273
ROBERT PARISH	1,192
Magic Johnson	1,090
HAKEEM OLAJUWON	887
CHARLES BARKLEY	850
Bill Laimbeer	840
Kevin McHale	797
MOSES MALONE	785
Elvin Hayes	768

MOST STEALS

Magic Johnson	358
Larry Bird	296
Maurice Cheeks	295
MICHAEL JORDAN	281
Dennis Johnson	247
Julius Erving	235
Isiah Thomas	234
BYRON SCOTT	225
SCOTTIE PIPPEN	224
CLYDE DREXLER	223

MOST BLOCKED SHOTS

Kareem Abdul-Jabbar	476
HAKEEM OLAJUWON	391
ROBERT PARISH	306
Kevin McHale	281
Julius Erving	239
Caldwell Jones	223
Elvin Hayes	222
PATRICK EWING	219
Mark Eaton	210
Darryl Dawkins	165

MOST DISQUALIFICATIONS

Tom Sanders	26
Vern Mikkelsen	24
Bailey Howell	21
Charlie Share	17
Jack Sikma	17
Darryl Dawkins	16
ROBERT PARISH	16
Dave Cowens	15
Four tied	14

NBA COACHES RECORDS

BY WINNING PERCENTAGE, COMBINED NBA/ABA

Coach	Pct.	W	L
PAT RILEY	.717	756	269
Billy Cunningham	.698	454	196
PHIL JACKSON	.695	342	150
Red Auerbach	.662	938	479
Rick Adelman	.654	291	154
K.C. Jones	.643	352	206
Lester Harrison	.620	295	181
Tom Heinsohn	.619	437	263
Chuck Daly	.608	564	379
LARRY BROWN	.597	762	514
JERRY SLOAN	.593	458	314
Larry Costello	.589	430	300
John Kundla	.583	423	302
Al Cervi	.576	326	341
DON NELSON	.575	817	604
Bill Sharman	.569	466	353
Joe Lapchick	.569	326	247
Joe Mullaney	.569	322	244
Fred Schaus	.563	315	245
MIKE FRATELLO	.569	414	327

BY GAMES, COMBINED NBA/ABA

Coach	G
BILL FITCH	1,894
DICK MOTTA	1,801
LENNY WILKENS	1,782
Jack Ramsay	1,647
Gene Shue	1,645
Cotton Fitzsimmons	1,550
DON NELSON	1,421
Red Auerbach	1,417
KEVIN LOUGHERY	1,388
John MacLeod	1,364
Red Holzman	1,300
LARRY BROWN	1,276
Alex Hannum	1,231
Doug Moe	1,157
Bob Leonard	1,107
Alvin Attles	1,075
PAT RILEY	1,055
Chuck Daly	943
Halie Brown	919
Tom Nissulke	878

BY VICTORIES

(minimum 200 victories)

Coach	W-L	Pct.	Coach	W-L	Pct.
LENNY WILKENS	968-514	.654	Halie Brown	341-410	.454
Red Auerbach	938-479	.662	Bill Russell	441-290	.604
DICK MOTTA	892-909	.495	Bill Sharman	433-240	.641
Jack Ramsay	864-783	.525	Richie Guerin	427-291	.595
BILL FITCH	862-942	.478	Al Cervi	426-241	.639
DON NELSON	817-694	.541	Joe Lapchick	426-247	.636
Cotton Fitzsimmons	805-745	.519	GEORGE KARL	421-292	.591
Gene Shue	784-661	.543	Fred Schaus	415-245	.623
PAT RILEY	756-299	.717	Stan Albeck	407-267	.605
John MacLeod	707-657	.518	Lester Harrison	295-181	.620
Red Holzman	696-604	.535	Rick Adelman	291-154	.654
Doug Moe	628-629	.543	Frank Layden	277-284	.485
Chuck Daly	564-379	.598	Paul Seymour	271-241	.529
Alvin Attles	557-518	.516	JIM LYNNAM	267-325	.451
LARRY BROWN	533-497	.567	Butch van Breda Kolff	268-253	.513
K.C. Jones	522-252	.674	DON CHANEY	263-392	.410
KEVIN LOUGHERY	474-662	.417	Eddie Gottlieb	263-318	.453
Alex Hannum	471-412	.533	Jack McMahon	260-289	.474
JERRY SLOAN	458-314	.593	Tom Nissulke	248-391	.388
Billy Cunningham	454-196	.698	Phil Johnson	238-306	.435
Larry Costello	430-300	.589	Matt Guokas	230-305	.430
Tom Heinsohn	427-263	.619	BERNE BICKERSTAFF	222-220	.502
John Kundla	423-302	.583	CHRIS FORD	222-188	.541
MIKE FRATELLO	414-327	.559	Bob Weiss	210-282	.427
DEL HARRIS	380-375	.503	Wea Unseld	202-345	.369
PHIL JACKSON	342-150	.695			

BY WINNING PERCENTAGE

(minimum 400 games)

Coach	Pct.	W	L
PAT RILEY	.717	756	269
Billy Cunningham	.698	454	196
PHIL JACKSON	.695	342	150
K.C. Jones	.674	522	252
Red Auerbach	.662	938	479
Rick Adelman	.654	291	154
Lester Harrison	.620	295	181
Tom Heinsohn	.619	437	263
Chuck Daly	.598	564	379
JERRY SLOAN	.593	458	314
Larry Costello	.589	430	300
John Kundla	.583	423	302
Bill Sharman	.569	466	353
Al Cervi	.575	326	341
DON NELSON	.575	817	604
Joe Lapchick	.569	326	247
LARRY BROWN	.567	533	407
Fred Schaus	.563	315	245
MIKE FRATELLO	.569	414	327
GEORGE KARL	.561	321	262


BY GAMES

Coach	G
BILL FITCH	1,894
DICK MOTTA	1,801
LENNY WILKENS	1,782
Jack Ramsay	1,647
Gene Shue	1,645
Cotton Fitzsimmons	1,550
DON NELSON	1,421
Red Auerbach	1,417
John MacLeod	1,364
Red Holzman	1,300
Doug Moe	1,157
KEVIN LOUGHERY	1,136
Alvin Attles	1,075
PAT RILEY	1,055
Chuck Daly	943
LARRY BROWN	940
Alex Hannum	883
K.C. Jones	774
JERRY SLOAN	775
DEL HARRIS	755

BY VICTORIES, COMBINED NBA/ABA

Coach	W-L	Pct.	Coach	W-L	Pct.
LENNY WILKENS	968-514	.654	John MacLeod	707-657	.518
Red Auerbach	938-479	.662	Red Holzman	696-604	.535
DICK MOTTA	892-909	.495	Alex Hannum	649-564	.535
Jack Ramsay	864-783	.525	KEVIN LOUGHERY	642-740	.463
BILL FITCH	862-942	.478	Doug Moe	628-629	.543
DON NELSON	817-694	.541	Bob Leonard	673-634	.518
Cotton Fitzsimmons	805-745	.519	Chuck Daly	664-379	.598
Gene Shue	784-661	.543	Alvin Attles	657-518	.518
LARRY BROWN	762-514	.597	K.C. Jones	552-306	.643
PAT RILEY	756-299	.717	Bill Sharman	466-353	.569

SPURS VS NBA OPPONENTS



THE NBA IN THE COMMUNITY

The NBA, its teams and players share a commitment to supporting programs dedicated to improving the quality of life for all people.

For years, the NBA has created and implemented programs league-wide to address important social issues, with special emphasis on helping young people. This year's youth-based education programs will include: the NBA Stay in School program, created to encourage students to graduate from high school through school visits by NBA players and coaches; and conflict resolution workshops designed to train teachers and educate students in methods to resolve conflict without resorting to violence. Public service announcements and educational materials will also focus on anti-violence/conflict resolution message.

The NBA continues its support of CARE, the National Committee to Prevent Child Abuse and Special Olympics through television and radio public service announcements and other awareness-building efforts. The NBA also creates PSAs in honor of Dr. Martin Luther King, Jr. and Black History Month each year.

In addition, the NBA's 29 teams are making a difference, across the United States and Canada, through active involvement in a multitude of outreach efforts pertinent to the needs of their respective communities.



1995-96 SPURS HOTEL LIST

TEAM	HOTEL	ADDRESS	PHONE
Atlanta	Marriott Marquis	265 Peachtree Center	Atlanta 30303 404-521-0000
Boston	Marriott Copley Place	110 Huntington Ave.	Boston 02116 617-236-5800
Charlotte	Hyatt Charlotte	5501 Carnegie Blvd.	Charlotte 28209 704-554-1234
Chicago	The Westin Hotel	909 N. Michigan Ave.	Chicago 60611 312-943-7200
Cleveland	Stouffer Cleveland	24 Public Square	Cleveland 44113 216-696-5600
Dallas	Wyndham Anatole	2201 Stemmons Frwy.	Dallas 75207 214-748-1200
Denver	Westin Tabor Center	1672 Lawrence St.	Denver 80202 303-572-9100
Detroit	Troy Marriott	200 W. Big Beaver Rd.	Troy 48084 810-680-9797
Golden State	Oakland Airport Hilton	1 Hegenberger Rd.	Oakland 94621 510-635-5000
Houston	Stouffer Renaissance	Six Greenway Plaza	Houston 77046 713-629-1200
Indiana	Westin Indianapolis	One South Capital Ave.	Indianapolis 46204 317-262-8100
Clippers (A)	Westin South Coast Plaza	686 Anton Blvd.	Costa Mesa 92626 714-540-2500
Clippers	Loews Santa Monica	1700 Ocean Ave.	Santa Monica 90401 310-458-6700
Lakers	Loews Santa Monica	1700 Ocean Ave.	Santa Monica 90401 310-458-6700
Miami	Mayfair House	3000 Florida Ave.	Miami 33133 305-441-0000
Milwaukee	The Pfister	424 E. Wisconsin Ave.	Milwaukee 53212 414-273-8222
Minnesota	Marriott City Center	30 South Seventh St.	Minneapolis 55402 612-349-4000
New Jersey	Marriott at Glenpointe	100 Frank W. Burr Blvd.	Teaneck 07666 201-836-0600
New York	Essex House	160 Central Park South	New York 10019 212-247-0300
Orlando	Marriott Downtown	400 West Livingston St.	Orlando 32501 407-843-6664
Philadelphia	Sheraton Society Hill	One Dock St.	Philadelphia 19106 215-238-6000
Phoenix	Hyatt Regency	122 N. Second St.	Phoenix 85004 602-252-1234
Portland	Portland Marriott	1401 SW Front Ave.	Portland 97201 503-226-7600
Sacramento	Hyatt Regency	1209 "L" St.	Sacramento 95814 916-443-1234
Seattle	The Westin Hotel	1900 Fifth Avenue	Seattle 98101 206-728-1000
Toronto	Westin Harbour Castle	1 Harbour Square	Toronto M5J 1A6 416-869-1600
Utah	Salt Lake City Marriott	75 South West Temple	Salt Lake City 84101 801-531-0800
Vancouver	Pan Pacific Hotel	300-999 Canada Place	Vancouver V6C 3B5 604-662-8111
Washington	Stouffer Harborplace	202 East Pratt St.	Baltimore 21202 410-547-1200

ATLANTA HAWKS

One CNN Center • South Tower, Suite 405
Atlanta, GA 30303 • (404) 827-3800



Atlanta Hawks Board of Directors: Ted Turner, J. Michael Gearon, Stan Kasten, Bud Seletian, Bruce Wilson
 President: Stan Kasten
 Executive Vice President: Lee Douglas
 Vice President/General Manager: Pete Babcock
 Head Coach: Lenny Wilkens
 Assistant Coaches: Dick Helm, Jerry Powell
 Trainer: Joe O'Toole
 Director of Media Relations: Arthur Triche
 Home Court: The Omni (16,378)
 Radio: WSB Radio Sports (750 AM), Steve Holman
 Television: WATL (Ch. 36), SportSouth, Tim Brando and Mike Glenn



1995-96 SCHEDULE VS. HAWKS

12/07 Thursday at Atlanta
 03/16 Saturday in SAN ANTONIO

1994-95 RESULTS VS. HAWKS

DATE	SITE	RESULT	NOTES
12/29	ATL	121-127 (OT) Hawks	Robinson 30 pts. & 14 rebs.
02/18	SA	100-87 Spurs	Del Negro career high 31 pts.

ALL-TIME RESULTS

76-77:	ATL 4-0	85-86:	Tied 1-1
77-78:	SA 3-1	86-87:	ATL 2-0
78-79:	ATL 3-1	87-88:	ATL 2-0
79-80:	ATL 5-1	88-89:	Tied 1-1
80-81:	Tied 1-1	89-90:	Tied 1-1
81-82:	Tied 1-1	90-91:	ATL 2-0
82-83:	SA 2-0	91-92:	SA 2-0
83-84:	Tied 1-1	92-93:	ATL 2-0
84-85:	SA 2-0	93-94:	Tied 1-1
		94-95:	Tied 1-1
TOTALS:		ATL 29-19	

SPURS-HAWKS SERIES NOTES

OVERALL RECORD: 19-29 **HOME:** 13-11 **ROAD:** 6-18 **OT:** 1-1
CURRENT STREAK: Won 1 **HOME:** W 2 **ROAD:** L 3
SPURS BIGGEST WIN: 116-99 on 11/12/77 at San Antonio
SPURS BIGGEST LOSS: 124-100 on 11/28/87 at Atlanta
SPURS LAST WIN AT HOME: 111-97 on 02/18/95
SPURS LAST LOSS AT HOME: 104-97 on 11/12/92
SPURS LAST WIN ON THE ROAD: 88-85 on 11/29/91
SPURS LAST LOSS ON THE ROAD: 127-121 on 12/29/94

DID YOU KNOW?

The Hawks and Knicks were the only teams to sweep the Spurs during the 1992-93 season... Spurs guard Doc Rivers spent eight seasons with the Hawks... he appeared in 568 regular season games with Atlanta and is the Hawks all-time leader in assists, with 3,866, and ranks second on the club's all-time list in steals, with 1,166.

1994-1995 HAWKS VS. SPURS

PLAYER	G	GS	MIN	FIELD GOALS			3-PT. FG			FREE THROWS			REBOUNDS			PF	DQ	STL	TO	BLK	PTS	AVG	HI
				FG	FGA	PCT	FG	FGA	PCT	FT	FTA	PCT	OFF	DEF	TOT								
Norman	2	1	65	21	35	.600	7	16	2	10	.200	7	10	17	6	6	0	1	2	0	51	25.5	32
Smith	2	1	74	14	31	.452	3	14	12	13	.923	5	3	8	9	4	0	3	4	0	43	21.5	28
Blaylock	2	2	84	11	29	.379	4	13	5	5	1.000	3	8	11	13	6	1	7	7	2	31	15.5	16
Long	2	2	71	11	20	.550	1	1	3	3	1.000	2	5	7	6	8	1	2	4	0	26	13.0	17
Augmon	2	2	53	9	19	.474	0	0	7	9	.778	2	8	10	2	4	0	1	3	1	25	12.5	14
Corbin	2	0	39	9	18	.500	1	1	5	9	.556	7	5	12	0	2	0	0	3	1	24	12.0	14
Lang	2	1	43	5	11	.455	0	0	0	0	—	2	6	8	0	10	0	0	1	1	10	5.0	8
Koncak	2	1	34	4	11	.364	1	1	0	0	—	1	4	5	2	3	0	2	1	2	9	4.5	9
Wiley	2	0	14	3	5	.600	2	4	0	0	—	0	2	2	2	1	0	0	0	0	8	4.0	5
Edwards	1	0	2	1	1	1.000	0	0	0	0	—	1	0	1	1	0	0	0	0	0	3	3.0	3
Ehlo	1	0	20	1	5	.200	0	0	0	0	—	1	0	1	2	0	0	0	0	0	2	2.0	2
Anderson	2	0	16	0	2	.000	0	0	0	0	—	0	3	3	2	3	0	0	1	1	0	0.0	0
Les	1	0	4	0	0	—	0	0	0	0	—	0	0	0	0	2	0	0	1	0	0	0.0	0
HAWKS	2	505	86	182	.473	17	46	35	51	.686	31	52	83	43	50	2	16	27	10	224	112.0	127	
SPURS	2	505	87	172	.506	15	38	43	62	.694	31	64	95	45	47	0	14	29	5	232	116.0	121	

1994-1995 SPURS VS. HAWKS

PLAYER	G	GS	MIN	FIELD GOALS			3-PT. FG			FREE THROWS			REBOUNDS			PF	DQ	STL	TO	BLK	PTS	AVG	HI
				FG	FGA	PCT	FG	FGA	PCT	FT	FTA	PCT	OFF	DEF	TOT								
Robinson	2	2	73	18	37	.486	0	0	18	25	.720	12	9	21	4	4	0	5	5	1	54	27.0	30
Del Negro	2	2	78	16	30	.533	4	10	5	6	.833	1	6	7	7	6	0	3	1	1	41	20.5	31
Pegor	2	0	58	14	25	.560	9	17	0	0	—	0	5	5	2	6	0	0	1	1	37	18.5	26
Elliott	2	2	69	14	30	.467	2	7	3	5	.600	2	5	7	5	2	0	2	2	0	33	16.5	17
Johnson	2	2	71	11	21	.524	0	1	6	8	.750	2	1	3	14	2	0	3	6	1	28	14.0	16
Cummings	2	0	41	7	11	.636	0	0	5	8	.625	5	9	14	1	5	0	0	5	0	19	9.5	17
Reid	2	1	35	3	4	.750	0	0	1	2	.500	4	8	12	0	8	0	1	4	0	7	3.5	4
Rivers	2	0	28	2	6	.333	0	2	2	4	.500	0	1	1	9	10	0	0	2	1	6	3.0	5
Rodman	2	1	47	2	7	.286	0	0	2	2	1.000	5	20	25	2	4	0	2	3	0	6	3.0	6
Haley	1	0	2	0	0	—	0	0	1	2	.500	0	0	0	0	0	0	0	0	0	1	1.0	1
Eisley	1	1	21	0	1	.000	0	0	0	0	—	0	1	1	1	3	0	0	4	0	0	0.0	0
Whitney	2	0	3	0	1	.000	0	1	0	0	—	0	0	0	1	0	0	0	0	0	0	0.0	0
SPURS	2	505	87	172	.506	15	38	43	62	.694	31	64	95	45	47	0	14	29	5	232	116.0	121	
HAWKS	2	505	86	182	.473	17	46	35	51	.686	31	52	83	43	50	2	16	27	10	224	112.0	127	

BOSTON CELTICS

151 Merrimac Street • Boston, MA 02114
(617) 523-6050



Chairman of the Board Paul E. Gaston
 President Arnold "Rod" Auerbach
 Executive VP/General Manager Jan Volk
 Executive VP/Director of Basketball Operations/Head Coach M.L. Carr
 Assistant Coaches Don Casey, Dennis Johnson, John Kuester
 Trainer/Physical Therapist Ed Lacerte
 Director of Public Relations Jeff Twiss
 Director of Publications and Information David Zuccaro
 Home Court Fleet Center (18,600)
 Radio WEEI (850 AM) TBA
 Television TBA, Bob Cousy, Tom Heinsohn
 Sports(Channel), Mike Garman, Tom Heinsohn



1995-96 SCHEDULE VS. CELTICS

01/16 Tuesday in SAN ANTONIO
 02/07 Wednesday at Boston

1994-95 RESULTS VS. CELTICS

DATE SITE RESULT
 12/14 SA 123-110 Spurs
 01/17 BOS 101-92 Spurs

NOTES
 Robinson 32 pts.
 Person 24 pts.

ALL-TIME RESULTS

76-77: BOS 4-0 85-86: BOS 2-0
 77-78: SA 4-0 86-87: BOS 2-0
 78-79: SA 4-0 87-88: BOS 2-0
 79-80: BOS 4-2 88-89: BOS 2-0
 80-81: BOS 2-0 89-90: Tied 1-1
 81-82: BOS 2-0 90-91: Tied 1-1
 82-83: BOS 2-0 91-92: Tied 1-1
 83-84: BOS 2-0 92-93: Tied 1-1
 84-85: BOS 2-0 93-94: SA 2-0
 94-95: SA 2-0
TOTALS: BOS 30-18

SPURS-CELTICS SERIES NOTES

OVERALL RECORD: 18-30 HOME: 11-13 ROAD: 7-17 OT: 0-0
 CURRENT STREAK: Won 4 HOME: W 5 ROAD: W 2
 SPURS BIGGEST WIN: 149-119 on 02/14/79 in San Antonio
 SPURS BIGGEST LOSS: 132-91 on 03/03/93 in Boston
 SPURS LAST WIN AT HOME: 122-110 on 12/14/94
 SPURS LAST LOSS AT HOME: 106-95 on 02/14/90
 SPURS LAST WIN ON THE ROAD: 101-92 on 01/17/95
 SPURS LAST LOSS ON THE ROAD: 132-91 on 03/03/93

DID YOU KNOW?

The Spurs 97-90 win on 01/12/90 in the Boston Garden snapped a 20-game losing streak vs. the Celtics...before that victory the last time the Spurs had defeated the Celtics was on 01/05/79 when they posted a 119-111 victory in San Antonio...Spurs Assistant Coach Dave Cowens spent 10 seasons - and won two NBA Championships - with the Celtics.

1994-1995 CELTICS VS. SPURS

PLAYER	G	GS	MIN	FIELD GOALS			3-PT. FG			FREE THROWS			REBOUNDS			PF	DQ	STL	TO	BLK	PTS	AVG	HI
				FG	FGA	PCT	FG	FGA	PCT	FT	FTA	PCT	OFF	DEF	TOT								
Radja	1	1	38	9	20	.450	0	0	4	4	1.000	1	14	15	1	2	0	0	3	3	22	22.0	27
Wilkins	2	2	66	14	35	.400	5	12	6	8	.750	4	3	7	8	1	0	1	0	0	39	19.5	27
Brown	2	2	78	12	31	.387	2	7	4	5	.800	2	6	8	12	3	0	3	4	1	30	15.0	20
Strong	2	1	36	10	14	.714	0	0	6	8	.750	4	4	8	3	5	0	1	3	0	26	13.0	25
Mortross	2	2	72	9	20	.450	0	0	6	8	.750	6	10	16	1	10	1	3	2	0	24	12.0	12
Douglas	2	0	35	6	11	.545	0	0	5	10	.500	1	3	4	11	2	0	1	2	0	17	8.5	10
Minor	1	0	12	4	5	.800	0	0	0	2	2.000	2	0	2	0	2	0	0	1	0	8	8.0	8
Ellison	2	0	34	7	16	.438	0	0	0	0	0	3	5	9	1	8	0	1	3	3	14	7.0	10
Edwards	1	0	14	2	4	.500	1	2	0	0	0	0	2	2	0	2	0	1	1	0	5	5.0	5
Wesley	2	2	61	3	13	.231	2	8	1	2	.500	6	3	9	12	8	0	1	3	0	9	4.5	6
Earl	1	0	8	2	3	.667	0	0	0	0	0	0	0	0	4	0	0	0	1	4	4.0	4	
Fox	2	0	26	2	8	.250	0	1	0	0	0	2	1	3	1	3	0	1	2	0	4	2.0	4
Humphries	2	0	16	0	2	.000	0	0	0	0	0	1	1	2	0	5	0	0	2	0	0	0	0
CELTICS	2	480	80	180	444	10	30	32	47	681	31	51	82	53	50	1	13	25	8	202	101.0	110	
SPURS	2	480	81	166	488	5	13	56	72	778	25	63	88	48	38	1	12	27	12	223	111.5	122	

1994-1995 SPURS VS. CELTICS

PLAYER	G	GS	MIN	FIELD GOALS			3-PT. FG			FREE THROWS			REBOUNDS			PF	DQ	STL	TO	BLK	PTS	AVG	HI
				FG	FGA	PCT	FG	FGA	PCT	FT	FTA	PCT	OFF	DEF	TOT								
Robinson	2	2	54	17	31	.548	0	0	16	21	.762	3	11	14	1	9	1	4	7	8	50	25.0	32
Del Negro	2	2	67	12	30	.600	2	3	7	8	.875	0	2	2	9	1	0	0	0	0	33	16.5	26
Person	2	0	60	13	24	.542	3	7	4	4	1.000	0	5	5	4	3	0	1	4	0	33	16.5	24
Malone	1	0	16	3	4	.750	0	0	8	8	.750	4	2	6	0	1	0	0	1	1	12	12.0	12
Elliott	2	2	61	8	23	.261	0	2	11	14	.786	3	2	5	7	4	0	0	1	0	23	11.5	11
Johnson	2	2	72	6	23	.261	0	0	4	8	.500	1	4	5	13	3	0	2	3	1	20	10.0	11
Reid	2	2	37	8	14	.571	0	0	3	3	1.000	3	11	14	0	4	0	3	8	1	19	9.5	13
Cummings	2	0	23	6	11	.545	0	0	3	11	1.000	4	1	5	1	3	0	1	0	0	13	6.5	13
Rodman	2	0	59	6	7	.857	0	0	1	2	.500	7	22	29	5	6	0	1	3	4	13	6.5	7
Easley (TOT)	2	0	40	2	7	.286	0	3	5	6	.833	1	2	3	8	6	0	1	1	0	9	4.5	5
Rivers (TOT)	1	0	15	1	3	.333	0	0	1	1	1.000	0	1	1	7	3	0	0	0	0	3	3.0	3
Rivers (R)	1	0	15	1	3	.333	0	0	1	1	1.000	0	1	1	7	3	0	0	0	0	3	3.0	3
Haley	1	0	3	1	2	.500	0	0	0	0	0	0	0	0	0	0	0	0	0	2	2.0	2	
Whitney	2	0	9	0	2	.000	0	1	2	2	1.000	0	2	2	1	1	0	0	4	0	2	1.0	2
Anderson	1	0	4	0	2	.000	0	0	0	0	0	0	0	0	0	0	0	0	0	0	0	0	0
SPURS	2	480	81	166	488	5	13	56	72	778	25	63	88	48	38	1	12	27	12	223	111.5	122	
CELTICS	2	480	80	180	444	10	30	32	47	681	31	51	82	53	50	1	13	25	8	202	101.0	110	

CHARLOTTE HORNETS

100 Hive Drive • Charlotte, NC 28217
(704) 357-0252



Owner George Shinn
President Spencer Stolpen
Vice President of Basketball Operations Bob Bass
Head Coach Allan Bristow
Assistant Coaches Johnny Bach, Bill Hanzlik, T.R. Dunn
Trainer/Director of Team Travel Terry Kofler
Director of Media Relations Harold Kaufman
Home Court Charlotte Coliseum (23,698)
Radio WBT (1110 AM), Matt Pinto, Mike Grinski
Television WJZY/WFVT (Ch. 46/55), SportsSouth, Steve Martin, Gil McGregor

1995-96 SCHEDULE VS. HORNETS

11/18 Saturday in SAN ANTONIO
02/06 Tuesday at Charlotte

1994-95 RESULTS VS. HORNETS

DATE SITE RESULT
12/27 SA 119-108 Spurs
01/18 Char. 110-111 Cha.

NOTES
Robinson 30 pts.
Robinson 42 pts.

ALL-TIME RESULTS

88-89: CHA 2-0 92-93: Tied 1-1
89-90: SA 5-0 93-94: SA 2-0
90-91: Tied 1-1 94-95: Tied 1-1
91-92: CHA 2-0

TOTALS: SA 10-7

SPURS-HORNETS SERIES NOTES

OVERALL RECORD: 10-7 HOME: 5-3 ROAD: 5-4 OT: 0-0
CURRENT STREAK: Last 1 HOME: W 3 ROAD: L 1
SPURS BIGGEST WIN: 129-95 on 01/31/90 in San Antonio
SPURS BIGGEST LOSS: 124-113 on 02/25/89 in Charlotte
SPURS LAST WIN AT HOME: 119-108 on 12/27/94
SPURS LAST LOSS AT HOME: 117-112 on 03/16/92
SPURS LAST WIN ON THE ROAD: 92-88 on 12/01/94
SPURS LAST LOSS ON THE ROAD: 111-110 on 01/18/95

DID YOU KNOW?

Hornets Head Coach Allan Bristow played four seasons with the Spurs, three in the NBA and one in the ABA...one of his coaches in San Antonio was Bob Bass, now the Hornets V.P. of Basketball Operations...Bass spent 20 seasons with the Spurs, from 1974-1994.

1994-1995 HORNETS VS. SPURS

PLAYER	G	GS	MIN	FIELD GOALS			3-PT. FG			FREE THROWS			REBOUNDS			PF	DQ	STL	TO	BLK	PTS	AVG	HI
				FG	FGA	PCT	FG	FGA	FT	FTA	PCT	OFF	DEF	TOT	AST								
Johnson	2	2	87	21	39	.538	3	10	8	10	.800	5	11	16	10	4	0	3	8	1	53	26.5	29
Burrell	2	2	70	14	25	.560	4	9	2	4	.500	2	10	12	5	7	0	2	1	2	34	17.0	21
Hawkins	2	2	61	9	16	.563	3	7	13	14	.929	1	7	8	3	6	0	3	4	1	34	17.0	21
Curry	2	0	50	12	22	.545	7	14	2	3	.667	2	4	6	2	2	0	0	4	2	33	16.5	17
Bogues	2	2	78	9	16	.563	1	1	7	9	.778	0	7	7	21	6	0	3	0	0	26	13.0	14
Mourning	2	2	52	9	20	.450	1	3	4	9	.444	3	11	14	3	5	0	0	4	5	23	11.5	20
Wolf	1	0	12	2	2	1.000	0	0	0	0	—	1	3	4	0	0	0	0	0	0	4	4.0	4
Parrish	2	0	42	2	10	.200	0	0	2	2	1.000	1	5	6	0	8	0	0	3	0	6	3.0	4
Sutton	2	0	18	3	7	.429	0	2	0	2	1.000	0	0	0	3	5	0	2	3	0	6	3.0	4
Hancock	1	0	1	0	0	—	0	0	0	0	—	0	0	0	0	0	0	0	0	0	0	0.0	0
Wingate	1	0	9	0	2	0.000	0	1	0	0	—	0	0	0	1	3	0	0	1	0	0	0.0	0
HORNETS	2	480	81	159	.509	19	47	38	53	.717	15	58	73	48	50	0	13	29	11	219	109.5	111	
SPURS	2	480	84	168	.500	12	29	49	70	.700	23	63	86	53	47	0	11	23	2	229	114.5	119	

1994-1995 SPURS VS. HORNETS

PLAYER	G	GS	MIN	FIELD GOALS			3-PT. FG			FREE THROWS			REBOUNDS			PF	DQ	STL	TO	BLK	PTS	AVG	HI
				FG	FGA	PCT	FG	FGA	FT	FTA	PCT	OFF	DEF	TOT	AST								
Robinson	2	2	82	26	43	.605	0	0	20	24	.833	6	12	18	6	5	0	0	5	1	72	36.0	42
Elliott	2	2	69	12	31	.387	2	9	8	11	.727	3	7	10	8	5	0	1	4	0	34	17.0	23
Person	2	0	53	11	23	.478	7	12	2	2	1.000	0	2	2	5	4	0	3	3	0	31	15.5	21
Anderson	1	0	18	5	6	.833	0	0	2	2	1.000	2	1	3	2	4	0	1	0	0	12	12.0	12
Dal Negro	2	2	57	8	16	.500	1	2	7	8	.875	0	1	1	5	5	0	3	1	0	24	12.0	20
Johnson	2	2	69	9	19	.474	0	0	2	5	.400	0	6	6	17	5	0	2	4	0	20	10.0	10
Malone	1	0	7	2	2	1.000	1	1	1	2	.500	0	1	1	1	1	0	0	0	0	6	6.0	6
Redman	2	0	66	5	9	.556	0	0	2	6	.333	10	20	30	5	8	0	0	3	0	12	6.0	9
Rivers	2	0	27	3	9	.333	1	5	4	6	.667	1	2	3	3	4	0	1	2	0	11	5.5	8
Easley	1	0	11	2	3	.667	1	1	0	0	—	0	1	1	3	1	0	0	1	0	5	5.0	5
Reid	2	2	26	2	6	.333	0	0	1	4	.250	1	11	12	0	4	0	0	1	1	5	2.5	4
Cummings	1	0	6	1	4	.250	0	0	0	0	—	0	0	0	1	2	0	0	0	0	2	2.0	2
SPURS	2	480	84	168	.500	12	29	49	70	.700	23	63	86	53	47	0	11	23	2	229	114.5	119	
HORNETS	2	480	81	159	.509	19	47	38	53	.717	15	58	73	48	50	0	13	29	11	219	109.5	111	

CHICAGO BULLS

1901 W. Madison Street • Chicago, IL 60612
(312) 455-4000



Chairman Jerry Reinsdorf
Vice President/Basketball Operations Jerry Krause
Head Coach Phil Jackson
Assistant Coaches Jim Cleamons, Jimmy Rodgers, Tex Winter
Trainer Robert "Chip" Schaefer
Director of Media Services Tim Hallam
Home Court United Center (21,711)
Radio WMAQ (670AM), Neil Funk, Jon Passon
WIND (Spanish, 560 AM), Hector Molina, Edgar Lopez
Television WGN (Ch. 9), Wayne Larrivee, Johnny Kerr
SportsChannel (Cable), Tom Dore, Johnny Kerr



1995-96 SCHEDULE VS. BULLS

11/22 Wednesday in SAN ANTONIO
12/08 Friday at Chicago

1994-95 RESULTS VS. BULLS

DATE SITE RESULT
11/16 SA 94-92 Bulls
01/24 CHI 104-102
(OT) Spurs

NOTES
Perdue game-winner:
w/4.7 seconds
Robinson game-winner
w/1.7 seconds

ALL-TIME RESULTS

76-77: CHI 3-1 85-86: Tied 1-1
77-78: Tied 2-2 86-87: Tied 1-1
78-79: SA 3-0 87-88: Tied 1-1
79-80: SA 2-0 88-89: CHI 2-0
80-81: SA 2-0 89-90: Tied 1-1
81-82: Tied 1-1 90-91: SA 2-0
82-83: SA 2-0 91-92: Tied 1-1
83-84: SA 2-0 92-93: SA 2-0
84-85: Tied 1-1 93-94: Tied 1-1
94-95: Tied 1-1
TOTALS: SA 27-16

SPURS-BULLS SERIES NOTES

OVERALL RECORD: 27-16 HOME: 17-4 ROAD: 10-12 OT: 2-0
CURRENT STREAK: Won 1 HOME: L 1 ROAD: W 1
SPURS BIGGEST WIN: 131-102 on 12/20/78 in San Antonio
123-94 on 12/02/83 in San Antonio
SPURS BIGGEST LOSS: 111-89 on 12/17/76 at Chicago
SPURS LAST WIN AT HOME: 109-84 on 11/24/93
SPURS LAST LOSS AT HOME: 94-92 on 11/16/94
SPURS LAST WIN ON THE ROAD: 104-102 on 01/24/95
SPURS LAST LOSS ON THE ROAD: 102-90 on 12/18/93

DID YOU KNOW?

The Bulls struggled in San Antonio during the Michael Jordan Era, Part I...the Bulls were just 1-7 in San Antonio with Jordan from 1984-93...during the Bulls three championship seasons (90-91, 91-92, 92-93) they were just 1-5 vs. the Spurs...This season will be Jordan's first visit to the Alamodome.

1994-1995 BULLS VS. SPURS

PLAYER	G	GS	MIN	FIELD GOALS			3-PT. FG		FREE THROWS			REBOUNDS			PF	DQ	STL	TO	BLK	PTS	AVG	HI	
				FG	FGA	PCT	FG	FGA	FT	FTA	PCT	OFF	DEF	TOT									AST
Kukoc	2	1	66	14	28	.500	1	5	6	8	.750	3	7	10	10	5	0	2	6	0	35	17.5	28
Armstrong	2	2	67	10	23	.435	3	5	4	6	.667	0	5	5	4	3	0	0	1	0	27	13.5	14
Harper	2	2	49	10	18	.556	4	6	3	5	.600	2	6	8	0	4	0	1	0	1	27	13.5	27
Kerr	2	0	57	10	14	.714	4	6	3	3	1.000	0	5	5	4	4	0	3	3	0	27	13.5	14
Bocchler	2	0	47	8	19	.421	2	5	2	2	1.000	4	3	7	3	0	0	1	1	2	20	10.0	16
Pippen	2	2	54	8	19	.421	1	5	2	3	.667	2	7	9	11	5	0	3	5	0	19	9.5	12
Wennington	2	0	36	6	11	.545	0	0	4	6	.667	2	6	8	1	10	0	0	1	0	16	8.0	13
Longley	1	0	13	2	5	.400	0	0	1	1	1.000	0	1	1	0	1	0	0	1	0	5	5.0	5
Perdue	2	2	43	3	11	.273	0	0	2	2	1.000	5	8	13	1	8	0	2	3	1	8	4.0	6
Simpkins	2	0	19	2	6	.333	0	0	1	2	.500	2	3	5	1	3	0	0	1	0	5	2.5	5
Bloomst	2	1	21	2	5	.400	0	0	0	0	—	0	3	3	3	3	0	1	2	2	4	2.0	2
Foster	1	0	16	1	5	.200	0	0	0	0	—	2	1	3	2	2	0	0	1	0	2	2.0	2
Myers	1	0	16	0	3	.000	0	0	1	2	.500	0	1	1	1	0	2	1	0	1	0	1.0	1
English	1	0	1	0	0	—	0	0	0	0	—	0	0	0	0	0	0	0	0	0	0.0	0	
BULLS	2	505	76	167	455	.32	29	40	725	22	56	78	41	46	0	15	37	6	196	98.0	102		
SPURS	2	505	74	159	465	.34	21	41	58	707	27	63	90	38	43	0	24	39	17	196	98.0	104	

1994-1995 SPURS VS. BULLS

PLAYER	G	GS	MIN	FIELD GOALS			3-PT. FG		FREE THROWS			REBOUNDS			PF	DQ	STL	TO	BLK	PTS	AVG	HI	
				FG	FGA	PCT	FG	FGA	FT	FTA	PCT	OFF	DEF	TOT									AST
Robinson	2	2	87	19	39	.487	0	1	22	31	.710	3	18	21	7	4	0	6	9	11	60	30.0	30
Del Negro	1	1	39	8	10	.800	4	4	0	0	—	0	3	3	6	2	0	1	1	1	20	20.0	20
Elliott	2	2	78	12	23	.522	1	3	7	8	.875	1	7	8	1	8	0	0	5	0	32	16.0	17
Johnson	2	2	77	11	26	.423	0	2	2	5	.400	0	4	4	16	4	0	6	6	0	24	12.0	15
Rodman	1	1	44	6	13	.462	0	0	0	0	—	14	9	23	3	5	0	1	3	3	12	12.0	12
Anderson	1	1	36	8	6	.500	0	1	4	5	.800	1	3	4	0	4	0	2	3	0	10	10.0	10
Person	2	0	51	7	18	.389	2	9	1	2	.500	3	10	13	2	4	0	3	1	0	17	8.5	9
Cummings	2	0	34	4	8	.500	0	0	1	1	1.000	2	3	5	2	8	0	0	2	0	9	4.5	9
Rivers	1	0	19	2	6	.333	0	1	0	0	—	0	2	2	0	2	0	2	4	0	4	4.0	4
Malone	1	0	6	0	1	.000	0	0	3	4	.750	1	0	1	0	1	0	0	0	0	3	3.0	3
Reid	1	0	29	2	9	.222	0	0	1	2	.500	2	4	6	1	5	0	3	3	2	5	2.5	4
Easley (TOT)	1	0	19	1	3	.200	0	1	0	0	—	1	1	2	7	2	0	1	0	2	2	2.0	2
Whitney	1	0	5	0	0	—	0	0	0	0	—	0	0	0	0	0	0	0	0	0	0.0	0	
SPURS	2	505	74	159	465	.34	21	41	58	707	27	63	90	88	43	0	24	39	17	196	98.0	104	
BULLS	2	505	76	167	455	.32	29	40	725	22	56	78	41	46	0	15	37	6	196	98.0	102		

CLEVELAND CAVALIERS

One Center Court • Cleveland, OH 44115 • (216) 420-2000



Principal Owner Gordon Gund
 Senior Vice Chairman George Gund III
 Vice Chief/CEO John W. Graham
 President/COO, Team Division Wayne Embry
 Head Coach Mike Fratello
 Assistant Coaches Ron Rothstein, Sidney Lowe
 Trainer Gary Briggs
 Senior Director of Communications Bob Price
 Director of Media Relations Bob Zink
 Home Court Gund Arena (20,562)
 Radio WWWE (1100 AM) Joe Tait
 Television WOIO (Ch. 19) Greg Gumbel, Jim Chones
 Sports Channel, Denny Schreiner, Jim Chones



1995-96 SCHEDULE VS. CAVS

11/12 Sunday at Cleveland
 01/10 Wednesday in SAN ANTONIO

1994-95 RESULTS VS. CAVS

DATE	SITE	RESULT	NOTES
02/25	CLE	100-83 Spurs	Rodman 21 rebs.
03/09	SA	100-98 Spurs	Spurs first game in Gund Arena

ALL-TIME RESULTS

76-77:	Tied 2-2	85-88:	Tied 1-1
77-78:	SA 4-0	86-87:	Tied 1-1
78-79:	SA 4-0	87-88:	CLE 2-0
79-80:	CLE 4-2	88-89:	CLE 2-0
80-81:	Tied 1-1	89-90:	Tied 1-1
81-82:	SA 2-0	90-91:	SA 2-0
82-83:	SA 2-0	91-92:	Tied 1-1
83-84:	Tied 1-1	92-93:	Tied 1-1
84-85:	Tied 1-1	93-94:	SA 2-0
		94-95:	SA 2-0
TOTALS: SA 30-18			

SPURS-CAVS SERIES NOTES

OVERALL RECORD: 30-18 HOME: 21-3 ROAD: 9-15 OT: 2-0
CURRENT STREAK: Won 4 HOME: W 6 ROAD: W 2
SPURS BIGGEST WIN: 130-100 on 12/04/80 in San Antonio
SPURS BIGGEST LOSS: 127-90 on 03/23/93 at Cleveland
SPURS LAST WIN AT HOME: 100-83 on 02/28/95
SPURS LAST LOSS AT HOME: 104-95 on 12/08/88
SPURS LAST WIN ON THE ROAD: 100-98 on 03/09/95
SPURS LAST LOSS ON THE ROAD: 127-90 on 03/23/93

DID YOU KNOW?

The Spurs obtained Mike Mitchell along with Roger Phegley from the Cavs on 12/23/83 in exchange for Reggie Johnson and Ron Brewer. Avery Johnson and Bobby Phills were teammates at Southern University during the 1987-88 season...that season Phills averaged 3.7 points and 1.8 rebounds in 23 games as a freshman while Johnson averaged 11.4 points and 13.3 assists in 30 games as a senior.

1994-1995 CAVALIERS VS. SPURS

PLAYER	G	GS	MIN	FIELD GOALS			3-PT. FG			FREE THROWS			REBOUNDS				PF	DQ	STL	TO	BLK	PTS	AVG	HI
				FG	FGA	PCT	FG	FGA	FT	FTA	PCT	OFF	DEF	TOT	AST									
Bromton	2	2	79	16	36	.444	0	4	9	10	.900	3	5	8	20	6	0	2	2	0	41	20.5	24	
Hill	1	1	35	6	9	.667	0	0	5	9	.556	2	8	10	0	4	0	1	2	3	17	17.0	17	
Campbell	2	0	49	11	15	.733	1	2	6	6	1.000	1	4	5	2	3	0	2	4	2	29	14.5	21	
Williams	2	2	72	11	25	.440	0	0	4	5	.800	3	5	8	7	5	0	3	1	2	26	13.0	14	
Mills	2	2	57	6	19	.316	3	7	1	2	.500	2	4	6	4	4	0	1	2	0	16	8.0	13	
Roberts	2	0	24	4	6	.667	2	3	2	3	.667	1	2	3	1	4	0	0	1	1	12	6.0	12	
Cage	2	1	57	5	9	.556	0	0	1	2	.500	3	9	12	0	2	0	2	2	1	11	5.5	9	
Ferry	2	0	25	4	11	.364	2	5	1	1	1.000	0	1	1	0	2	0	0	1	0	11	5.5	7	
Phills	2	2	48	4	14	.286	0	0	2	3	.667	3	3	6	4	5	0	1	2	0	10	5.0	8	
Battle	2	0	11	0	2	.000	0	1	4	6	.667	0	1	1	1	1	0	3	1	0	4	2.0	4	
Colter	2	0	18	2	6	.333	0	1	0	0	—	1	0	1	1	2	0	0	0	0	4	2.0	4	
Dreiling	1	0	5	0	0	—	0	0	0	0	—	0	0	0	1	0	0	0	0	0	0	0.0	0	
CAVALIERS	2	480	69	152	.454	8	23	35	47	.745	19	42	61	41	38	0	15	19	9	181	90.5	98		
SPURS	2	480	78	153	.510	13	33	31	41	.756	28	57	85	57	46	0	12	24	8	200	100.0	100		

1994-1995 SPURS VS. CAVALIERS

PLAYER	G	GS	MIN	FIELD GOALS			3-PT. FG			FREE THROWS			REBOUNDS				PF	DQ	STL	TO	BLK	PTS	AVG	HI
				FG	FGA	PCT	FG	FGA	FT	FTA	PCT	OFF	DEF	TOT	AST									
Robinson	2	2	64	15	28	.536	0	0	14	17	.824	3	12	15	6	3	0	2	4	7	44	22.0	26	
Elliott	2	2	56	11	20	.550	4	9	7	9	.778	0	1	1	4	5	0	2	2	0	33	16.5	19	
Del Negro	2	2	79	13	24	.542	2	7	0	0	—	4	7	11	8	5	0	3	0	0	28	14.0	16	
Johnson	2	2	64	11	19	.579	0	0	5	8	.633	3	2	5	15	4	0	0	4	0	27	13.5	16	
Person	2	0	53	10	20	.500	5	12	0	1	.000	0	2	2	6	0	1	1	0	0	25	12.5	17	
Cummings	2	0	29	6	12	.500	0	0	1	2	.500	3	3	6	2	4	0	0	4	0	13	6.5	9	
Rivers	2	0	28	4	10	.400	2	5	0	0	—	0	1	1	13	3	0	0	0	0	10	5.0	5	
Easley (TOT)	2	1	26	4	5	.800	1	1	0	0	—	0	4	4	7	5	0	0	0	0	9	4.5	7	
Easley (SA)	1	0	3	1	1	1.000	0	0	0	0	—	0	1	1	0	0	0	0	1	0	2	2.0	3	
Rodman	2	2	65	2	6	.333	0	0	4	6	.667	11	20	31	3	8	0	1	6	0	8	4.0	4	
Reid	2	0	32	3	10	.300	0	0	0	0	—	4	6	10	2	6	0	2	1	1	6	3.0	4	
Anderson	1	0	4	1	11	.090	0	0	0	0	—	0	0	0	1	0	1	0	0	0	2	2.0	2	
Haley	1	0	3	1	2	.500	0	0	0	0	—	0	2	2	0	1	0	0	1	0	2	2.0	2	
SPURS	2	480	78	153	.510	13	33	31	41	.756	28	57	85	57	46	0	12	24	8	200	100.0	100		
CAVALIERS	2	480	69	152	.454	8	23	35	47	.745	19	42	61	41	38	0	15	19	9	181	90.5	98		

DALLAS MAVERICKS

Reunion Arena • 777 Sports Street
Dallas, TX • (214) 748-1808



Owner/President Donald Carter
Owner/Executive Vice President Norm Sonju
Director of Player Personnel Keith Grant
Head Coach Dick Motta
Assistant Coaches Kip Motta, Brad Davis
Trainer Doug Atkinson
Director of Media Services Kevin Sullivan
Home Court Reunion Arena (17,502)
Radio KLIF (570AM) Ted Davis
Television KTVT, (Ch. 11), HSE, Jim Durham, Bob Ortelgel



1995-96 SCHEDULE VS. MAVERICKS

11/03 Friday in SAN ANTONIO
12/14 Thursday at Dallas
03/29 Friday at Dallas
04/21 Sunday in SAN ANTONIO

86-87: DAL 4-2 94-95: SA 3-2
87-88: DAL 5-1 TOTALS: SA 48-36

1994-95 RESULTS VS. MAVERICKS

DATE SITE RESULT NOTES
12/06 SA 121-124 (OT) Dallas AJ 22 pts. & 16 asts.
01/15 SA 103-108 Dallas Jackson 37 pts.
02/03 DAL 114-103 Spurs Rodman 20 reb.
03/18 SA 116-106 Spurs Robinson 36 pts.
04/20 DAL 112-111 Spurs Elliott game-winning FtS

SPURS-MAVERICKS SERIES NOTES

OVERALL RECORD: 48-36 HOME: 28-14 ROAD: 20-22 OT: 1-1
CURRENT STREAK: Won 3 HOME: W 1 ROAD: W 10
SPURS BIGGEST WIN: 140-99 on 11/01/91 in San Antonio
SPURS BIGGEST LOSS: 126-82 on 01/27/89 at Dallas
SPURS LAST WIN AT HOME: 116-106 on 03/18/95
SPURS LAST LOSS AT HOME: 108-103 on 01/15/95
SPURS LAST WIN ON THE ROAD: 112-111 on 04/20/95
SPURS LAST LOSS ON THE ROAD: 96-94 on 02/16/91

ALL-TIME RESULTS

80-81: SA 5-1 88-89: DAL 5-1
81-82: SA 5-1 89-90: DAL 3-2
82-83: SA 4-2 90-91: SA 4-1
83-84: DAL 4-2 91-92: SA 5-0
84-85: DAL 4-2 92-93: SA 5-0
85-86: DAL 4-2 93-94: SA 5-0

DID YOU KNOW?

Dennis Rodman set a Spurs franchise record with 32 rebounds vs. Dallas on 1/22/94...The Mavs broke a 16 game losing streak to the Spurs with a 124-121 overtime win on 12/06/94 in their first meeting of the season...Jamal Mashburn scored 34 points in that contest...The first game in Mavs history was a 103-92 win over the Spurs on 10/11/80.

1994-1995 MAVERICKS VS. SPURS

PLAYER	G	GS	MIN	FIELD GOALS		3-PT FG	FREE THROWS		REBOUNDS		PF	DQ	STL	TO	BLK	PTS	AVG	HI					
				FG	FGA		PCT	FG	FGA	FT									FTA	PCT	OFF	DEF	TOT
Jackson	3	3	120	30	61	492	1	3	26	32	813	9	6	15	8	4	0	1	7	0	87	29.0	37
Mashburn	5	5	186	43	103	417	12	29	22	26	846	3	10	13	19	11	0	6	13	0	120	24.0	34
Tarpley	3	0	85	28	45	622	1	2	7	7	1,000	12	17	29	3	13	1	1	6	3	64	21.3	25
Jones	5	5	171	28	59	475	0	0	5	8	625	21	31	52	10	18	0	3	7	8	61	12.2	16
Kidd	5	5	181	21	47	447	4	12	11	12	917	7	30	37	45	6	0	12	18	4	57	11.4	26
McCloud	3	0	66	11	22	500	2	6	8	10	800	6	8	14	4	4	0	1	4	3	32	10.7	18
Dumas	2	0	31	7	16	438	1	3	3	6	500	1	2	3	0	0	0	0	2	1	18	9.0	16
Harris	5	2	96	14	37	378	4	9	11	12	917	10	7	17	6	9	0	4	5	2	43	8.6	15
Hodge	3	0	43	10	23	435	0	0	1	2	500	3	4	7	2	7	0	0	3	0	21	7.0	13
Brooks (TOT)	4	0	42	5	12	417	1	4	6	6	1,000	0	3	3	7	0	0	4	1	0	17	4.3	6
Brooks (DAL)	2	0	34	4	9	444	1	3	2	2	1,000	0	2	2	6	0	0	1	1	0	11	5.5	21
Wiley	2	0	14	3	5	600	2	4	0	0	—	0	2	2	2	1	0	0	0	0	8	4.0	5
Williams	5	5	137	7	17	412	0	0	3	9	333	16	24	40	6	26	2	3	6	7	17	3.4	6
Smith	4	0	41	3	8	375	9	9	3	3	1,000	0	6	6	4	8	0	2	1	0	9	2.3	7
Davis	2	0	20	1	3	333	0	0	2	2	1,000	1	5	6	1	2	0	0	1	0	4	2.0	2
MAVERICKS	5	1225	210	455	462	28	71	104	131	794	89	154	243	119	109	3	34	78	28	552	110.4	124	
SPURS	5	1225	232	460	504	16	61	86	120	717	65	144	209	131	111	2	48	63	26	566	113.2	121	

1994-1995 SPURS VS. MAVERICKS

PLAYER	G	GS	MIN	FIELD GOALS		3-PT FG	FREE THROWS		REBOUNDS		PF	DQ	STL	TO	BLK	PTS	AVG	HI					
				FG	FGA		PCT	FG	FGA	FT									FTA	PCT	OFF	DEF	TOT
Robinson	5	5	294	71	124	579	2	3	33	45	733	19	41	60	15	13	1	12	15	11	177	35.4	43
Del Negro	5	5	186	39	66	591	3	9	8	8	1,000	2	13	15	19	17	0	9	2	2	89	17.8	25
Elliott	5	5	168	33	72	458	6	20	15	18	833	4	17	21	12	18	1	3	10	6	87	17.4	29
Johnson	5	5	179	31	59	525	0	2	12	17	706	3	9	12	55	7	0	10	8	2	74	14.8	22
Anderson	1	0	13	5	8	625	0	0	1	1	1,000	0	0	1	4	0	1	3	0	1	11.0	11	
Reid	5	2	122	19	35	543	0	0	6	9	867	9	15	24	4	6	0	4	7	2	44	8.8	16
Cummings	5	1	53	9	20	450	0	0	7	10	700	4	9	13	3	6	0	1	6	1	25	5.0	13
Rivers	4	0	71	9	25	360	2	12	0	0	—	1	8	9	13	12	0	6	4	1	20	5.0	9
Person	5	0	110	8	33	242	2	13	1	4	250	0	7	7	5	14	0	2	5	0	19	3.8	7
Rodman	4	2	99	6	12	500	0	0	3	8	375	22	24	46	3	10	0	0	2	1	15	3.8	5
Easley (TOT)	2	0	31	1	7	143	1	3	2	2	1,000	1	0	1	2	4	0	1	1	1	5	2.5	3
Whitney	2	0	10	2	3	467	1	2	0	0	—	0	0	0	0	0	0	0	0	0	5	2.5	3
Haley	1	0	5	0	3	000	0	0	0	0	—	1	1	2	1	1	0	0	1	0	0	0.0	0
Mahone	1	0	3	0	0	—	0	0	0	0	—	0	0	0	0	0	0	0	0	0	0	0.0	0
Nwosu	1	0	2	0	0	—	0	0	0	0	—	0	0	0	0	0	0	0	0	0	0	0.0	0
SPURS	5	1225	232	460	504	16	61	86	120	717	65	144	209	131	111	2	48	63	26	566	113.2	121	
MAVERICKS	5	1225	210	455	462	28	71	104	131	794	89	154	243	119	109	3	34	78	28	552	110.4	124	

DENVER NUGGETS

McNichols Sports Arena • 1635 Clay Street
Denver, CO 80204 • (303) 893-6700



Owner COMSAT Denver, Inc.
President/Head Coach/General Manager Bernie Bickerstaff
Assistant Coaches Bob Kloppenburg, Gene Litten
Trainer Jim Gables
Director of Media Relations Tommy Sheppard
Home Court McNichols Sports Arena (17,171)
Radio KKFN (950AM), Jerry Schemmel
KBNO (Spanish, 1220 AM)
Television KWGN (Ch. 2) PSN, Al Albert, Walter Davis



1995-96 SCHEDULE VS. NUGGETS

11/04 Saturday in Denver
12/21 Thursday in SAN ANTONIO
03/04 Monday at Denver
03/06 Wednesday in SAN ANTONIO

84-85: Tied 3-3 93-94: SA 4-2
94-95: SA 4-1
TOTALS: SA 54-42

1994-95 RESULTS VS. NUGGETS

DATE SITE RESULTS NOTES
11/15 DEN 99-112 Nuggets Robinson 33 pts. & 20 rebs.
12/21 DEN 111-97 Spurs Spurs 39 backcourt pts.
01/28 SA 103-77 Spurs Nuggets 36% FG shooting;
04/16 DEN 112-109 (OT) Spurs Robinson 42 pts., 14 rebs.
04/18 SA 107-96 Spurs Ad career high 29 pts.

SPURS-NUGGETS SERIES NOTES

OVERALL RECORD: 54-42 HOME: 38-10 ROAD: 16-32OT: 3-2
CURRENT STREAK: Won 4 HOME: W 2 ROAD: W 2
SPURS BIGGEST WIN: 144-109 on 12/19/90 in San Antonio
SPURS BIGGEST LOSS: 134-104 on 10/31/86 at Denver
SPURS LAST WIN AT HOME: 107-96 on 04/18/95
SPURS LAST LOSS AT HOME: 83-78 on 04/13/94
SPURS LAST WIN ON THE ROAD: 112-109 on 04/16/95
SPURS LAST LOSS ON THE ROAD: 112-99 on 11/15/94

ALL-TIME RESULTS

76-77: SA 2-1 85-86: Tied 3-3
77-78: DEN 2-1 86-87: DEN 5-1
78-79: DEN 3-1 87-88: DEN 5-1
79-80: Tied 1-1 88-89: Tied 3-3
80-81: SA 4-2 89-90: SA 3-1
81-82: SA 4-2 90-91: SA 4-1
82-83: SA 4-2 91-92: SA 4-1
83-84: Tied 3-3 92-93: SA 4-1

DID YOU KNOW?

Before their game on 04/13/94 the Nuggets had lost 15 straight games in San Antonio...Former Spurs coaches Stan Albeck, Bob Bass, Larry Brown and Doug Moe have all also coached the Nuggets...Avery Johnson appeared in 21 games with the Nuggets during the 1990-91 season.

1994-1995 NUGGETS VS. SPURS

PLAYER	G	GS	MIN	FIELD GOALS			3-PT. FG			FREE THROWS			REBOUNDS			PF	DQ	STL	TO	BLK	PTS	AVG	HI
				FG	FGA	PCT	FG	FGA	PCT	FT	FTA	PCT	OFF	DEF	TOT								
Puck	3	3	89	15	36	.417	4	5	18	25	.720	2	11	13	20	5	0	4	15	2	52	17.3	30
Rogers	5	5	137	30	63	.476	2	18	16	25	.640	13	15	28	6	22	0	8	10	1	78	15.6	31
Suth	5	5	166	20	43	.465	1	4	24	28	.857	8	6	14	6	8	0	8	5	1	65	13.0	20
R. Williams	5	5	157	20	50	.400	2	17	14	22	.636	6	10	16	12	14	0	4	10	5	56	11.2	17
Abdul-Rauf	2	0	32	8	16	.500	2	5	3	3	1.000	1	0	1	3	5	0	0	0	1	21	10.5	21
Mutombo	5	5	177	20	39	.513	0	0	10	14	.714	18	44	62	7	19	1	4	10	20	50	10.0	17
D. Ellis	5	0	111	14	40	.350	5	14	10	12	.833	3	11	14	2	14	0	2	7	0	43	8.6	18
Rose	5	2	121	14	32	.438	2	8	12	16	.750	1	14	15	28	20	0	4	10	1	42	8.4	20
Hammonds	5	0	72	13	26	.500	0	0	10	15	.667	1	16	17	3	9	0	0	3	1	36	7.2	22
R. Williams	4	0	76	12	23	.522	0	0	3	7	.429	3	8	11	1	15	1	2	9	1	27	6.8	9
Slater	2	0	21	2	7	.286	0	0	7	8	.875	3	3	6	0	4	0	3	0	0	11	5.5	11
L. Ellis	1	0	25	3	10	.300	0	0	0	0	—	4	2	6	2	6	0	0	1	2	6	3.0	6
Grant	2	0	24	0	7	.000	0	2	2	3	.667	1	1	2	4	2	0	1	1	1	2	1.0	2
Levingston	3	0	18	1	3	.333	0	0	0	0	—	0	2	2	2	5	0	0	0	0	2	0.7	2
NUGGETS	5	1225	172	395	.435	18	73	129	182	709	64	143	207	96	148	2	40	82	36	491	98.2	112	
SPURS	5	1225	191	398	.480	23	61	127	165	770	51	162	213	112	141	3	45	67	37	532	106.4	112	

1994-1995 SPURS VS NUGGETS

PLAYER	G	GS	MIN	FIELD GOALS			3-PT. FG			FREE THROWS			REBOUNDS			PF	DQ	STL	TO	BLK	PTS	AVG	HI
				FG	FGA	PCT	FG	FGA	PCT	FT	FTA	PCT	OFF	DEF	TOT								
Robinson	5	5	209	55	93	.591	0	0	47	62	.758	18	45	63	19	21	0	10	16	23	157	31.4	42
Elliott	5	5	199	26	71	.366	7	12	28	33	.848	5	13	18	16	1	9	8	0	87	17.4	31	
Johnson	5	5	191	30	52	.577	0	0	22	28	.786	0	7	7	35	15	0	8	14	2	82	16.4	29
Anderson	2	2	61	10	19	.526	0	3	5	6	.833	2	5	7	4	9	0	2	6	2	25	12.5	15
Del Negro	3	3	88	14	25	.560	3	9	5	5	1.000	0	2	2	3	9	0	1	2	0	36	12.0	20
Rivers	3	0	69	11	21	.524	4	6	2	4	.500	1	7	8	11	0	7	1	3	28	9.3	13	
Person	4	0	96	12	35	.343	9	25	4	4	1.000	3	10	13	6	11	0	1	4	1	37	9.3	12
Easley	2	0	35	3	6	.500	0	2	7	8	.875	0	3	3	9	7	0	3	5	0	13	6.5	13
Rodman	4	1	125	9	18	.500	0	0	6	8	.750	12	42	54	5	16	1	1	8	2	24	6.0	9
Cummings	5	2	63	11	24	.458	0	0	1	3	.333	4	19	23	7	7	0	1	1	3	23	4.6	8
Whitney	3	0	35	5	13	.385	0	4	2	2	1.000	0	0	0	5	11	1	1	0	0	12	4.0	10
Reid	5	2	76	8	18	.444	0	1	3	8	.375	4	10	14	3	12	0	4	5	1	19	3.8	5
Nwosu	1	0	3	0	2	.000	0	0	2	2	1.000	2	0	2	0	1	0	0	0	0	2	2.0	2
Crowder	1	0	2	0	2	.000	0	1	0	0	—	0	0	0	1	0	0	0	0	0	0	0.0	0
Haley	2	0	5	0	2	.000	0	0	0	0	—	0	1	1	0	1	0	0	0	0	0	0.0	0
Malone	1	0	3	0	0	—	0	0	0	0	—	0	1	1	0	0	0	0	0	0	0	0.0	0
SPURS	5	1225	191	398	.480	23	61	127	165	770	51	162	213	112	141	3	45	67	37	532	106.4	112	
NUGGETS	5	1225	172	395	.435	18	73	129	182	709	64	143	207	96	148	2	40	82	36	491	98.2	112	

DETROIT PISTONS



Two Championship Drive • Auburn Hills, MI 48326
(810) 377-0100

Managing Partner William M. Davidson
President Thomas S. Willson
Vice President Player Personnel Rick Sund
Head Coach Doug Collins
Assistant Coaches Alvin Gentry, Brian James
Trainer Mike Abdenour
Vice President of Public Relations Matt Dobeck
Director of Media Relations Bill Wickett
Home Court The Palace of Auburn Hills (21,454)
Radio WWJ (950 AM), George Blaha, Mark Champion, Greg Kelsor
Television WKBD (Ch. 50), George Blaha
PASS (Cable), Fred McLeod



1995-96 SCHEDULE VS. PISTONS

01/18 Thursday at Detroit
01/24 Wednesday in SAN ANTONIO

1994-95 RESULTS VS. PISTONS

DATE SITE RESULT NOTES
02/24 SA 114-97 Spurs Robinson 37 pts.
03/27 DET 114-93 Spurs Robinson 40 pts., 12 rebs.

ALL-TIME RESULTS

76-77: SA 2-1 85-86: Tied 1-1
77-78: SA 2-1 86-87: Tied 1-1
78-79: SA 3-1 87-88: Tied 1-1
79-80: SA 4-2 88-89: DET 2-0
80-81: SA 2-0 88-90: Tied 1-1
81-82: SA 2-0 90-91: SA 2-0
82-83: Tied 1-1 91-92: Tied 1-1
83-84: Tied 1-1 92-93: SA 2-0
84-85: Tied 1-1 93-94: Tied 1-1
94-95: SA 2-0
TOTALS: SA 30-16

SPURS-PISTONS SERIES NOTES

OVERALL RECORD: 30-16HOME: 16-7 ROAD: 14-9 OT: 1-1
CURRENT STREAK: Won 3HOME: W 6 ROAD: W 1
SPURS BIGGEST WIN: 29 pts: 03/15/78 and 12/22/79
SPURS BIGGEST LOSS: 143-111 on 11/27/87 at Detroit
SPURS LAST WIN AT HOME: 114-97 on 02/24/95
SPURS LAST LOSS AT HOME: 94-88 on 11/16/88
SPURS LAST WIN ON THE ROAD: 114-93 on 03/27/95
SPURS LAST LOSS ON THE ROAD: 95-86 on 11/19/93

DID YOU KNOW?

David Robinson became just the fourth player in NBA history to record a quadruple-double on 2/17/94 vs. Detroit when he scored 34 points, grabbed 10 rebounds, blocked 10 shots and handed out 10 assists...The Spurs sent Sean Elliott to the Pistons in exchange for Dennis Rodman on 10/1/93...then on 7/19/94 Elliott returned to the Spurs in exchange for the rights to Bill Curley.

1994-1995 PISTONS VS. SPURS

PLAYER	G	GS	MIN	FIELD GOALS			3-PT. FG		FREE THROWS			REBOUNDS			PF	DQ	STL	TO	BLK	PTS	AVG	HI	
				FG	FGA	PCT	FG	FGA	FT	FTA	PCT	OFF	DEF	TOT									AST
Dumars	2	2	78	18	33	.545	3	9	6	8	.750	0	2	2	8	6	0	1	7	0	45	22.5	34
Houston	2	2	82	17	34	.500	7	15	2	21	.000	0	9	9	6	5	0	4	6	1	43	21.5	24
Addison	2	0	64	9	19	.474	3	5	4	41	.000	2	8	10	2	7	0	2	8	1	25	12.5	16
Hill	2	2	73	11	34	.324	0	0	3	7	.429	3	10	13	17	7	0	0	3	1	25	12.5	16
Miller	2	2	63	11	24	.458	0	0	1	3	.333	5	13	18	5	6	0	4	1	1	23	11.5	15
West	2	2	49	7	14	.500	0	0	3	4	.750	6	5	11	0	10	1	1	4	2	17	8.5	9
Hunter	1	0	23	2	6	.333	2	4	2	21	.000	0	2	2	1	0	0	1	0	8	8.0	8	
Curley	1	0	10	1	11	.000	0	0	0	0	0	1	2	3	0	2	0	1	1	0	2	2.0	2
Macon	2	0	5	1	2	.500	0	0	0	0	0	0	0	0	1	1	0	0	0	0	2	1.0	2
Knight	1	0	6	0	1	.000	0	0	0	0	0	2	0	2	1	0	0	0	0	0	0	0.0	0
Leckner	1	0	6	0	1	.000	0	0	0	0	0	0	1	1	0	1	0	0	0	0	0	0.0	0
Newball	1	0	21	0	2	.000	0	0	0	0	0	1	2	3	1	4	0	1	0	0	0	0.0	0
PISTONS	2	480	77	171	450	.15	33	21	30	.700	20	54	74	43	50	1	14	31	6	190	95.0	97	
SPURS	2	480	77	161	510	.14	36	60	76	.789	20	73	93	62	38	0	21	32	10	228	114.0	114	

1994-1995 SPURS VS. PISTONS

PLAYER	G	GS	MIN	FIELD GOALS			3-PT. FG		FREE THROWS			REBOUNDS			PF	DQ	STL	TO	BLK	PTS	AVG	HI	
				FG	FGA	PCT	FG	FGA	FT	FTA	PCT	OFF	DEF	TOT									AST
Robinson	2	2	73	23	40	.575	0	0	31	40	.775	3	17	20	4	3	0	3	9	7	77	38.5	40
Elliott	2	2	78	16	26	.615	10	19	11	11	.000	0	5	5	7	5	0	6	4	0	53	26.5	29
Del Negro	2	2	85	11	23	.478	1	4	5	6	.833	2	5	7	6	2	0	0	1	0	28	14.0	15
Cummings	2	1	38	8	12	.667	0	0	1	2	.500	4	7	11	2	4	0	2	1	1	17	8.5	14
Johnson	2	2	72	7	17	.412	0	0	1	2	.500	2	4	6	17	5	0	2	3	1	15	7.5	8
Rivers	2	0	50	5	13	.385	1	4	4	5	.800	0	9	9	5	0	4	1	1	1	15	7.5	8
Rodman	1	1	36	2	3	.667	0	0	2	2	1.000	5	16	21	2	2	0	2	4	0	6	6.0	6
Reid	2	0	29	2	4	.500	0	0	5	6	.833	2	7	9	0	3	0	1	4	0	9	4.5	6
Person	2	0	35	2	10	.200	2	9	0	0	0	1	3	4	2	7	0	1	4	0	6	3.0	6
Haley	1	0	1	1	4	.333	0	0	0	2	.000	1	0	1	0	1	0	0	0	0	2	2.0	2
Eisley (TOT)	3	0	21	0	3	.000	0	1	5	8	.625	2	2	4	3	2	0	1	2	0	5	1.7	4
Eisley (SA)	1	0	1	0	0	0	0	0	0	0	0	0	0	0	2	0	0	0	0	0	0.0	0	
Anderson	1	0	2	0	0	0	0	0	0	0	0	0	0	1	1	0	0	0	0	0	0.0	0	
SPURS	2	480	77	151	510	.14	36	60	76	.789	20	73	93	62	38	0	21	32	10	228	114.0	114	
PISTONS	2	480	77	171	450	.15	33	21	30	.700	20	54	74	43	50	1	14	31	6	190	95.0	97	

GOLDEN STATE WARRIORS

Oakland Coliseum Arena • 7000 Coliseum Way
Oakland, CA 94621 • (510) 638-6300



Owner/Chief Executive Officer Christopher Cohan
General Manager Dave Twardzik
Head Coach Rick Adelman
Assistant Coaches John Wetzel, George Irvine, Rod Higgins
Athletic Trainer Tom Abdenour
Director of Communications Julie Marvel
Home Court Oakland Coliseum Arena (15,025)
Radio KNBR (680), TBA KIQI (Spanish, 1010 AM), Amaury Pi-Gonzalez
Television KPIX (Ch. 5), KICU (Ch. 36), SportsChannel, TBA, Jim Barnett



1995-96 SCHEDULE VS. WARRIORS

02/16 Friday in SAN ANTONIO
02/21 Wednesday at Golden State
03/12 Tuesday at Golden State
03/18 Monday in SAN ANTONIO

83-84: GS 3-2 92-93: GS 3-1
84-85: SA 4-1 93-94: Tied 2-2
94-95: SA 3-1
TOTALS: SA 44-38

1994-95 RESULTS VS. WARRIORS

DATE	SITE	RESULT	NOTES
11/04	SA	123-118 Warriors	Water Cannon Night
01/03	GS	91-86 Spurs	Riversa season-best 17 pts.
02/26	SA	129-99 Spurs	Spurs score season-high 129 pts.
04/08	GS	112-99 Spurs	Cummings season-best 19 pts.

ALL-TIME RESULTS

76-77:	Tied 2-2	85-86:	SA 3-2
77-78:	GS 3-1	86-87:	GS 4-1
78-79:	SA 3-1	87-88:	GS 3-2
79-80:	SA 2-0	88-89:	GS 3-1
80-81:	SA 4-1	89-90:	SA 3-1
81-82:	GS 3-2	90-91:	Tied 2-2
82-83:	SA 4-1	91-92:	Tied 2-2

SPURS-WARRIORS SERIES NOTES

OVERALL RECORD: 44-38 HOME: 26-15 ROAD: 18-23 OT: 5-3
CURRENT STREAK: Won 3 HOME: W 1 ROAD: W 3
SPURS BIGGEST WIN: 139-94 on 01/08/85 in San Antonio
SPURS BIGGEST LOSS: 133-96 on 02/16/89 at Golden State
SPURS LAST WIN AT HOME: 129-99 on 02/26/95
SPURS LAST LOSS AT HOME: 123-118 on 11/04/94
SPURS LAST WIN ON THE ROAD: 112-99 on 04/08/95
SPURS LAST LOSS ON THE ROAD: 102-98 on 01/06/94

DID YOU KNOW?

The Spurs set an NBA opening night attendance record vs. Golden State when 36,523 were on hand to see the Spurs first regular season game in the Alameda 11/05/94...Spurs General Manager Gregg Popovich, Spurs Director of Player Personnel Sam Schuler and Spurs Assistant Coach Paul Pressey were all with the Warriors prior to coming to San Antonio.

1994-1995 WARRIORS VS. SPURS

PLAYER	G	GS	MIN	FIELD GOALS			3-PT. FG			FREE THROWS			REBOUNDS			PF	DQ	STL	TO	BLK	PTS	AVG	HI
				FG	FGA	PCT	FG	FGA	PCT	FT	FTA	PCT	OFF	DEF	TOT								
Sprowell	3	3	113	22	52	42.3	5	13	11	18	61.1	1	9	10	9	3	0	6	5	1	60	20.0	26
Pierce	2	1	59	13	25	52.0	5	11	5	8	62.5	0	4	4	3	4	0	5	2	0	36	18.0	27
Rogers	1	1	28	9	16	50.0	0	0	0	1	100.0	8	2	10	2	3	0	0	1	1	18	18.0	18
Hardaway	3	3	101	16	41	39.0	4	10	17	19	89.5	5	9	14	22	5	0	1	14	0	53	17.7	29
Mullin	1	1	37	6	16	37.5	3	5	2	21	10.0	1	2	5	1	0	0	1	0	17	17.0	17	
Rozier	3	2	89	20	38	52.6	1	1	3	7	42.9	13	15	28	3	12	0	4	7	2	44	14.7	26
Gatling	2	1	55	13	17	76.5	0	0	2	6	33.3	4	10	14	2	7	0	1	3	1	28	14.0	16
Marshall (TOT)	3	3	132	22	64	34.4	3	18	9	16	56.3	8	18	26	10	7	0	6	3	5	56	14.0	18
Marshall (GS)	2	2	74	15	38	39.5	1	10	3	5	60.0	4	13	17	7	5	0	2	3	3	34	17.0	29
Seikaly	2	2	69	9	27	33.3	0	0	7	9	77.8	7	9	16	3	6	0	1	4	2	25	12.5	23
Alexander	1	1	51	15	23	65.2	1	2	0	0	—	1	7	8	0	0	0	2	2	1	31	10.3	23
Gugliotta	1	1	38	3	8	37.5	0	4	3	6	50.0	4	6	10	5	0	0	0	1	9	9.0	9	
Wood	4	1	63	8	22	36.4	1	7	4	5	80.0	3	4	7	2	10	0	0	2	0	21	5.3	9
Legler	1	0	15	2	7	28.6	0	1	1	11	10.0	3	2	5	2	1	0	0	2	0	5	5.0	5
Jennings	4	1	85	7	20	35.0	1	6	2	21	10.0	1	6	7	14	7	0	6	5	0	17	4.3	8
Lortridge	2	0	48	1	10	10.0	0	0	4	6	66.7	1	2	3	3	1	0	2	2	0	6	3.0	6
Higgins	1	0	5	0	1	0.0	0	0	1	2	50.0	1	0	1	0	1	0	0	0	0	1	1.0	1
Morton	2	0	27	1	6	16.7	0	1	0	0	—	1	2	3	5	1	0	2	0	2	2	1.0	2

1994-1995 SPURS VS WARRIORS

PLAYER	G	GS	MIN	FIELD GOALS			3-PT. FG			FREE THROWS			REBOUNDS			PF	DQ	STL	TO	BLK	PTS	AVG	HI
				FG	FGA	PCT	FG	FGA	PCT	FT	FTA	PCT	OFF	DEF	TOT								
Robinson	4	4	144	55	84	65.5	0	0	9	14	64.3	8	28	36	12	11	0	7	10	15	119	29.8	36
Elliott	4	4	139	23	46	50.0	4	16	10	15	66.7	2	10	12	9	12	0	4	5	4	60	15.0	19
Cummings	4	1	84	27	45	60.0	0	0	5	10	50.0	14	21	35	4	15	0	3	9	1	59	14.8	19
Johnson	4	4	128	22	41	53.7	0	0	12	15	80.0	1	8	9	33	7	0	0	12	0	56	14.0	27
Del Negro	4	3	96	20	38	52.6	2	6	3	4	75.0	1	9	10	16	11	0	3	3	1	45	11.3	18
Rodman	2	1	58	7	10	70.0	0	0	3	3	100.0	10	31	41	6	3	0	2	5	0	17	8.5	13
Roid	3	2	76	11	21	52.4	1	1	6	7	85.7	7	15	22	0	9	0	3	10	1	29	7.3	12
Rivers	3	0	47	8	14	57.1	2	6	1	11	10.0	1	4	5	15	5	0	5	3	1	19	6.3	17
Person	4	0	94	7	24	29.2	5	14	2	4	50.0	0	12	12	10	5	0	5	3	0	21	5.3	11
Anderson	4	1	59	8	14	57.1	0	1	0	0	—	1	3	4	7	8	1	2	1	2	16	4.0	14
Haley	3	0	13	3	5	60.0	0	0	1	1	100.0	0	1	1	0	3	0	0	2	0	7	2.3	7
Mahow	1	0	8	0	2	0.0	0	0	2	21.000	1	1	2	1	1	0	0	1	1	2	2.0	2	
Risley (TOT)	4	0	25	1	7	14.3	0	2	0	0	—	0	4	4	7	7	0	0	5	0	2	0.5	2
Risley (SA)	2	0	13	0	4	0.0	0	1	0	0	—	0	2	2	5	2	0	0	1	0	0	0.0	3
Nwosu	1	0	1	0	1	0.0	0	0	0	0	—	0	1	1	0	0	0	0	0	0	0	0.0	0
SPURS	4	960	191	349	547	14	45	54	76	711	46	146	192	118	92	1	34	66	25	450	112.5	129	
WARRIORS	4	960	160	369	434	22	71	65	95	684	58	101	159	87	76	0	32	54	14	407	101.8	123	


Brainpower and Brawn at The College

Incarnate Word College's student-athletes earned their fifth straight Heart of Texas Conference Academic Excellence Award this year for having the highest grade point average. Incarnate Word's student-athletes combined for a 3.01 GPA to once again show that today's college student-athlete can succeed in both academics and athletics.

**Last year, 49 Crusaders won the Conference Academic Award.
But they weren't just brains.**

They also

...won the National Tennis Singles and Doubles Championship,
...won the National Rolex Tennis Doubles Championship,
... competed at the national men's basketball tournament,



Jonas Andersson
National Tennis Singles, Doubles Champion

...won a GTE Academic All-American Award,
...won eight GTE Academic All-District Awards,
...earned five All-American Scholar-Athlete Awards,
...sent two players to the Umbro Senior Soccer Bowl,
...played at the national women's and men's tennis tournaments,
...earned three soccer All-American honors,
...signed to play professional soccer,
...earned 14 All-Conference awards, and
...still found time to perform hundreds of hours of community service.



4301 Broadway
San Antonio, Texas
(210) 829-6050



**Incarnate Word.
The College.**

HOUSTON ROCKETS

The Summit • Ten Greenway Plaza
Houston, TX 77046 • (713) 627-0600



Owner Les Alexander
Executive V.P. Business Operations John Thomas
Head Coach Rudy Tomjanovich
Assistant Coaches Carroll Dawson, Bill Berry, Larry Smith
Trainer Ray Melchiorre
Director of Media Information Robert Falkoff
Home Court The Summit (16,279)
Radio KTRH (740 AM), Gene Peterson, Jim Foley
KXYZ (Spanish, 1320 AM) Alex Lopez-Negrete
Television KTXH (Ch. 20) HSE, Bill Worrrell, Calvin Murphy



1995-96 SCHEDULE VS. ROCKETS

12/23	Saturday	in SAN ANTONIO
01/09	Tuesday	at Houston
02/15	Thursday	at Houston
02/18	Sunday	in SAN ANTONIO

82-83:	SA 5-1	91-92:	HOU 5-2
83-84:	SA 4-2	92-93:	HOU 4-1
84-85:	HOU 4-2	93-94:	SA 3-2
		94-95:	SA 5-1
TOTALS: HOU 54-48			

1994-95 RESULTS VS. ROCKETS

DATE	SITE	RESULT	NOTES
12/10	HOU	108-96 Spurs	AJ 24 pts. & 11 asts.
12/23	SA	98-96 Spurs	Elliott game-winner w/2.4 secs.
01/13	HOU	103-100 Rockets	Maxwell game-winner w/0.4 secs.
01/26	SA	103-100 Spurs	AJ 17 pts. & 11 asts.
02/21	HOU	98-97 Spurs	Spurs spoil Drexler's first game
03/05	SA	124-103 Spurs	Rodman 27 reb. - 35,818 in Dome

SPURS-ROCKETS SERIES NOTES

OVERALL RECORD: 48-54 HOME: 31-20 ROAD: 17-34 OT: 1-3
CURRENT STREAK: Won 3 HOME: W 5 ROAD: W 1
SPURS BIGGEST WIN: 128-90 on 01/15/82 in San Antonio
SPURS BIGGEST LOSS: 138-104 on 01/20/84 at Houston
SPURS LAST WIN AT HOME: 124-103 on 03/05/95
SPURS LAST LOSS AT HOME: 90-88 on 12/21/91
SPURS LAST WIN ON THE ROAD: 98-97 on 02/21/95
SPURS LAST LOSS ON THE ROAD: 103-100 on 01/13/95

ALL-TIME RESULTS

76-77:	Tied 2-2	85-86:	HOU 5-1
77-78:	SA 3-1	86-87:	HOU 5-1
78-79:	HOU 3-1	87-88:	SA 4-2
79-80:	Tied 3-3	88-89:	HOU 6-0
80-81:	Tied 3-3	89-90:	Tied 2-2
81-82:	Tied 3-3	90-91:	SA 3-2

DID YOU KNOW?

The Spurs were the only team in the league to win a 1993-94 season series from the Rockets, taking three of the five games...during the Rockets' two championship seasons the Spurs are 6-3 vs. Houston in the regular season...Houston eliminated the Spurs in six games in the 1995 Western Conference Finals.

1994-1995 ROCKETS VS. SPURS

PLAYER	G	GS	MIN	FIELD GOALS			3-PT. FG		FREE THROWS			REBOUNDS			PF	DQ	STL	TO	BLK	PTS	AVG	HI		
				FG	FGA	PCT	FG	FGA	FT	FTA	PCT	OFF	DEF	TOT									AST	
Olajuwon	6	6	247	78	165	.473	0	1	21	29	.724	18	40	58	17	23	0	8	27	21	177	29.5	47	
Drexler (TOT)	5	5	193	35	86	.407	11	31	20	20	1.000	9	21	30	22	13	0	12	10	4	101	20.2	29	
Drexler (HOU)	2	2	77	17	35	.486	5	12	12	12	1.000	4	11	15	5	4	0	4	5	2	51	25.5	41	
Maxwell	5	5	160	30	67	.448	8	27	8	10	.800	1	8	9	20	16	0	2	10	1	76	15.2	27	
Horry	4	4	157	23	39	.590	9	22	4	8	.500	5	18	23	19	15	0	6	7	4	59	14.8	20	
Thorpe	4	4	145	22	39	.564	0	0	10	14	.714	14	28	42	10	9	0	0	0	3	54	13.5	19	
Cussell	6	0	151	20	44	.455	7	15	12	17	.706	8	17	25	25	17	0	4	12	2	59	9.8	18	
Elie	6	1	130	12	23	.522	3	7	13	16	.813	3	10	13	19	13	0	3	6	1	40	6.7	18	
Brown	2	1	59	6	10	.600	0	1	0	3	.000	3	4	7	1	8	0	1	0	1	12	6.0	8	
Chilcutt	4	1	48	5	11	.455	3	6	2	4	.500	1	8	9	3	3	0	2	0	1	15	3.8	11	
Smith	6	6	131	8	23	.348	5	17	1	1	1.000	0	5	5	24	5	0	6	9	1	22	3.7	11	
Brooks	2	0	8	1	3	.333	0	1	4	4	1.000	0	1	1	1	0	0	0	0	0	6	3.0	6	
Murray (TOT)	4	0	38	4	16	.250	0	7	4	4	1.000	1	3	4	1	4	0	0	1	1	12	3.0	6	
Murray (HOU)	2	0	17	1	5	.200	0	4	0	0	—	0	1	1	1	2	0	0	1	1	2	1.0	6	
Herrera	5	0	78	6	19	.316	0	1	1	2	.500	5	13	18	4	8	0	1	8	2	13	2.6	17	
Tahak	2	0	3	1	1	1.000	0	0	1	2	.500	1	1	2	0	0	0	0	0	1	1	3	1.5	2
Breaux	5	0	24	2	10	.200	1	2	0	1	.000	4	3	7	1	0	0	1	0	0	5	1.0	3	
Jones	1	0	5	0	0	—	0	0	1	2	.500	0	0	0	0	0	0	0	0	0	0	1.0	1	
ROCKETS	6	1440	232	494	470	41	116	90	125	720	67	168	235	150	126	0	41	95	41	595	99.2	103		
SPURS	6	1440	247	528	468	36	85	101	141	716	96	189	285	141	110	0	49	90	32	631	105.2	124		

1994-1995 SPURS VS. ROCKETS

PLAYER	G	GS	MIN	FIELD GOALS			3-PT. FG		FREE THROWS			REBOUNDS			PF	DQ	STL	TO	BLK	PTS	AVG	HI	
				FG	FGA	PCT	FG	FGA	FT	FTA	PCT	OFF	DEF	TOT									AST
Robinson	6	6	239	53	110	.482	0	0	27	37	.730	17	45	62	20	20	0	13	22	17	133	22.2	31
Elliott	6	6	223	49	96	.510	12	25	17	22	.773	11	12	23	15	12	0	5	9	7	127	21.2	26
Johnson	6	6	233	46	94	.489	0	2	14	19	.737	7	8	15	60	7	0	12	14	0	106	17.7	24
Del Negro	6	6	210	35	78	.449	5	14	18	21	.762	5	11	16	16	10	0	7	6	2	91	15.2	26
Percen	6	0	136	22	52	.423	17	34	1	3	.333	5	10	15	5	12	0	1	7	2	62	10.3	22
Easley (TOT)	3	0	54	8	18	.444	1	2	4	5	.800	1	1	2	6	6	0	4	4	1	21	7.0	14
Easley (SA)	1	0	1	0	1	.000	0	0	0	0	—	0	0	0	0	0	0	0	0	0	0.0	3	
Reid	5	3	85	11	18	.611	0	0	13	18	.722	8	20	28	5	13	0	4	7	0	35	7.0	10
Cummings	6	0	91	14	32	.438	0	0	4	4	1.000	7	14	21	6	16	0	2	4	1	32	5.3	14
Rodman	5	3	149	10	17	.588	0	1	5	8	.625	31	59	90	7	11	0	2	6	2	25	5.0	11
Rivers	4	0	50	5	21	.238	2	7	3	4	.750	3	4	7	6	5	0	1	2	0	15	3.8	9
Haley	2	0	3	2	3	.667	0	0	1	1	1.000	0	1	1	0	1	0	0	0	0	5	2.5	5
Crowder	1	0	2	0	0	—	0	0	0	0	—	0	0	0	0	0	0	1	0	0	0.0	0	
Malone	1	0	8	0	2	.000	0	0	0	4	.000	2	4	6	0	0	0	1	1	0	0.0	0	
Whitney	2	0	10	0	4	.000	0	2	0	0	—	0	1	1	1	3	0	0	2	0	0.0	0	
SPURS	6	1440	247	528	468	36	85	101	141	716	96	189	285	141	110	0	49	90	32	631	105.2	124	
ROCKETS	6	1440	232	494	470	41	116	90	125	720	67	168	235	150	126	0	41	95	41	595	99.2	103	

INDIANA PACERS

300 East Market Street • Indianapolis, IN 46204
(317) 263-2100



Pacers Basketball Corp. Owners Melvin Simon, Herb Simon
President Donnie Walsh
Vice President/Basketball Billy Knight
Head Coach Larry Brown
Assistant Coaches Gar Heard, Billy King, Herb Brown
Trainer David Craig
Director/Media Relations David Benner
Home Court Market Square Arena (16,530)
Radio WIBC (1070 AM), Bob Leonard, Mark Boyle
Television WTTV (Ch. 4), Bob Leonard, Clark Kellogg, Jerry Baker



1995-96 SCHEDULE VS. PACERS

01/05 Friday in SAN ANTONIO
03/24 Sunday at Indiana

1994-95 RESULTS VS. PACERS

DATE SITE RESULT
01/22 IND 98-93 Pacers
03/07 SA 117-100 Pacers

NOTES
Rodman 25 rebs.
Smits 35 pts.

ALL-TIME RESULTS

76-77: Tied 2-2 85-86: Tied 1-1
77-78: SA 3-1 86-87: IND 2-0
78-79: IND 3-1 87-88: IND 2-0
79-80: SA 4-2 88-89: IND 2-0
80-81: IND 2-0 89-90: Tied 1-1
81-82: IND 2-0 90-91: Tied 1-1
82-83: SA 2-0 91-92: IND 2-0
83-84: SA 2-0 92-93: Tied 1-1
84-85: Tied 1-1 93-94: SA 2-0
94-95: IND 2-0
TOTALS: IND 27-21

SPURS-PACERS SERIES NOTES

OVERALL RECORD: 21-27 HOME: 13-11 ROAD: 8-16 OT: 0-2
CURRENT STREAK: Lost 2 HOME: L 1 ROAD: L 1
SPURS BIGGEST WIN: 112-82 on 01/20/78 in San Antonio
SPURS BIGGEST LOSS: 130-97 on 11/08/86 at Indiana
SPURS LAST WIN AT HOME: 109-100 on 02/15/94
SPURS LAST LOSS AT HOME: 117-100 on 03-07/95
SPURS LAST WIN ON THE ROAD: 107-82 on 12/30/93
SPURS LAST LOSS ON THE ROAD: 98-93 on 01/22/95

DID YOU KNOW?

Pacers Head Coach Larry Brown was the Spurs head man for three-and-a-half seasons and Spurs Head Coach Bob Hill was the Pacers head man for two-and-a-half seasons...one of Brown's Assistant Coaches in San Antonio was current Spurs General Manager Gregg Popovich...one of Brown's assistants at the University of Kansas was Bob Hill.

1994-1995 PACERS VS. SPURS

PLAYER	G	GS	MIN	FIELD GOALS			3-PT. FG			FREE THROWS			REBOUNDS			PF	DQ	STL	TO	BLK	PTS	AVG	HI
				FG	FGA	PCT	FG	FGA	PCT	FT	FTA	PCT	OFF	DEF	TOT								
Smits	2	2	59	21	34	.618	0	0	9	14	.643	7	7	14	3	9	1	2	2	2	51	25.5	35
Miller	2	2	63	11	24	.458	5	11	9	91.000	2	5	7	2	2	0	2	3	0	36	18.0	22	
McKey	2	2	67	9	23	.391	1	4	7	12	.583	3	7	10	9	6	0	8	2	26	13.0	15	
D. Davis	1	0	38	5	8	.625	0	0	1	4	.250	3	8	11	0	2	0	0	1	11	11.0	11	
Scott	2	0	42	6	14	.429	3	6	5	51.000	1	5	6	6	4	0	0	1	0	20	10.0	12	
A. Davis	1	0	26	3	8	.375	0	0	3	4	.750	2	2	4	1	2	0	0	2	9	9.0	9	
Williams	1	0	14	4	6	.667	1	1	0	1	.000	0	1	1	1	0	0	0	0	9	9.0	9	
Jackson	1	0	56	6	11	.545	0	0	3	6	.500	3	6	9	13	4	0	1	0	15	7.5	8	
Workman	2	1	23	3	5	.600	2	3	4	41.000	1	3	4	5	3	0	0	3	0	12	6.0	12	
Ferris	2	0	24	4	6	.667	0	0	3	4	.750	2	3	5	1	1	0	0	1	11	5.5	7	
Mitchell	2	1	39	4	11	.364	0	1	3	4	.750	1	8	9	3	4	0	0	1	11	5.5	10	
Fleming	1	0	18	2	4	.500	0	0	0	0	0	2	0	2	2	0	2	1	4	4.0	4		
Thompson	1	0	11	0	2	.000	0	0	0	0	0	1	2	3	1	4	0	0	0	0	0.0	0	
PACERS	2	480	78	156	.500	12	26	47	67	.701	28	57	85	47	43	1	15	17	6	215	107.5	117	
SPURS	2	480	72	156	.462	10	37	39	54	.722	28	55	83	38	48	0	11	26	16	193	96.5	100	

1994-1995 SPURS VS. PACERS

PLAYER	G	GS	MIN	FIELD GOALS			3-PT. FG			FREE THROWS			REBOUNDS			PF	DQ	STL	TO	BLK	PTS	AVG	HI
				FG	FGA	PCT	FG	FGA	PCT	FT	FTA	PCT	OFF	DEF	TOT								
Robinson	2	2	81	16	35	.457	0	0	21	29	.724	4	10	14	6	8	0	2	4	9	53	26.5	34
Elliebt	2	2	68	13	28	.464	5	14	9	91.000	1	6	7	3	5	0	1	8	1	40	20.0	28	
Rodman	2	1	72	13	18	.722	0	0	2	4	.500	19	20	39	3	6	0	3	2	3	28	14.0	17
Johnson	2	2	69	10	21	.476	0	1	4	8	.500	1	4	5	9	3	0	1	4	0	24	12.0	17
Anderson	2	0	29	5	9	.556	0	1	2	21.000	1	2	3	4	3	0	1	1	1	12	6.0	8	
Del Negro	2	2	51	5	11	.455	2	5	0	0	0	0	3	3	5	4	0	1	1	12	6.0	7	
Person	2	0	36	4	17	.235	3	12	0	0	0	1	3	4	2	7	0	0	2	1	11	5.5	9
Reid	2	1	26	3	4	.750	0	0	0	0	0	1	2	3	3	5	0	0	1	0	6	3.0	4
Cummings	2	0	16	2	3	.667	0	0	0	0	0	0	3	3	0	2	0	0	1	1	4	2.0	4
Haley	1	0	2	1	2	.500	0	0	0	0	0	0	0	0	0	0	0	0	0	2	2.0	2	
Rivers	2	0	28	0	8	.000	0	4	1	2	.500	0	2	2	2	5	0	2	1	0	1	0.5	1
Easley	1	0	2	0	0	0	0	0	0	0	0	0	0	0	1	0	0	0	0	0	0.0	0	
SPURS	2	480	72	156	.462	10	37	39	54	.722	28	55	83	38	48	0	11	26	16	193	96.5	100	
PACERS	2	480	78	156	.500	12	26	47	67	.701	28	57	85	47	43	1	15	17	6	215	107.5	117	

LOS ANGELES CLIPPERS

LA Sports Arena • 3939 S. Figueroa Street
Los Angeles, CA 90037 • (213) 745-0400



Chairman of the Board and Owner Donald T. Sterling
Executive Vice President Andy Roeser
VP of Basketball Operations Elgin Baylor
Head Coach Bill Fitch
Assistant Coaches Jim Brewer; Barry Hecker, Bob Ociepka
Trainer Keith Jones
Vice President/Communications Joe Safety
Director of Communications Jesse Barkin
Home Court LA Memorial Sports Arena (16,021)
and Arrowhead Pond of Anaheim (18,211)
Radio KMPC (710 AM), Ralph Lawler, Rory Markas
Television KCOP (Ch. 13) Ralph Lawler, Bill Walton



1995-96 SCHEDULE VS. CLIPPERS

11/25 Saturday at Los Angeles
01/07 LA 103-88 Spurs
01/31 Wednesday in SAN ANTONIO
04/04 LA 113-89 Spurs
04/27 Tuesday at Los Angeles (Anaheim)

84-85: SA 3-2 93-94: SA 8-1
94-95: SA 4-0
TOTALS: SA 64-18

1994-95 RESULTS VS. CLIPPERS

DATE SITE RESULT NOTES
01/07 LA 103-88 Spurs Rodman 22 rebs.
01/10 SA 108-97 Spurs Robinson 33 pts. & 11 rebs.
04/04 LA 113-89 Spurs Robinson 27 pts., 18 reb.
04/21 SA 107-96 Spurs Spurs win number 61

SPURS-CLIPPERS SERIES NOTES

OVERALL RECORD: 64-18 HOME: 36-5 ROAD: 28-13 OT: 3-0
CURRENT STREAK: W 7 HOME: W 12 ROAD: W 3
SPURS BIGGEST WIN: 163-125 on 11/08/78 in San Antonio
SPURS BIGGEST LOSS: 118-101 on 02/20/82 in San Antonio
SPURS LAST WIN AT HOME: 107-96 on 04/21/95
SPURS LAST LOSS AT HOME: 115-103 on 03/13/89
SPURS LAST WIN ON THE ROAD: 113-89 on 04/04/95
SPURS LAST LOSS ON THE ROAD: 92-90 on 11/13/93

ALL-TIME RESULTS

76-77: SA 4-0 85-86: SA 4-1
77-78: SA 3-1 86-87: SA 4-1
78-79: SA 4-0 87-88: SA 5-0
79-80: SA 2-0 88-89: LA 3-1
80-81: SA 4-1 89-90: SA 4-0
81-82: SA 3-2 90-91: Tied 2-2
82-83: SA 4-1 91-92: Tied 2-2
83-84: SA 4-1 92-93: SA 4-0

DID YOU KNOW?

David Robinson became just the fourth player in NBA history to score over 70 points in a game when he exploded for 71 at the Clippers on 4/24/94. The Clippers have not won in San Antonio during the Robinson era, they are 0-12 in San Antonio during the stretch...The Spurs scored 163 points vs. the Clippers on 11/08/78, the most points ever scored by the Spurs in regulation in an NBA game.

1994-1995 CLIPPERS VS. SPURS

PLAYER	G	GS	MIN	FIELD GOALS			3-PT. FG			FREE THROWS			REBOUNDS			PF	DQ	STL	TO	BLK	PTS	AVG	HI
				FG	FGA	PCT	FG	FGA	FT	FTA	PCT	OFF	DEF	TOT	AST								
Vaught	4	4	160	32	73	.438	1	3	9	9	100	13	34	47	8	12	0	7	13	1	74	18.5	29
Murray	4	3	127	26	54	.481	3	9	11	15	.733	7	12	19	5	10	0	4	7	1	86	16.5	21
Dehere	4	3	133	18	39	.462	1	7	22	23	.957	1	9	10	16	10	0	5	5	0	59	14.8	22
Piatkowski	4	2	91	17	38	.447	5	15	3	5	.600	1	3	4	4	9	0	4	4	0	42	10.5	17
Massenburg	4	2	93	13	28	.464	0	1	6	8	.750	4	8	12	2	15	0	3	2	0	32	8.0	12
Richardson	4	3	149	11	45	.244	3	14	3	7	.429	2	9	11	30	11	0	8	3	1	25	7.0	14
Outlaw	4	2	85	7	13	.538	0	0	5	17	.294	7	9	16	8	16	9	4	6	11	19	4.8	11
Grant	4	1	58	8	18	.444	0	0	2	2	1.000	0	6	6	8	6	0	4	7	0	18	4.5	12
Riley	3	0	25	4	10	.400	0	0	4	4	1.000	1	3	4	1	4	0	2	2	2	12	4.0	6
Smith	2	0	15	2	6	.333	0	0	3	3	1.000	0	0	0	0	0	0	0	0	0	7	3.5	7
Ellis	4	0	15	4	11	.364	0	1	1	2	.500	3	1	4	0	2	0	2	3	0	9	2.3	4
Woods	3	0	9	1	2	.500	1	2	1	2	.500	0	0	0	0	5	4	0	4	0	4	1.3	3
CLIPPERS	4	960	143	337	.424	14	52	70	97	722	.39	94	133	87	100	0	47	55	16	370	92.5	97	
SPURS	4	960	162	315	.514	20	44	87	116	750	.56	146	202	93	88	0	29	77	20	431	107.8	113	

1994-1995 SPURS VS CLIPPERS

PLAYER	G	GS	MIN	FIELD GOALS			3-PT. FG			FREE THROWS			REBOUNDS			PF	DQ	STL	TO	BLK	PTS	AVG	HI
				FG	FGA	PCT	FG	FGA	FT	FTA	PCT	OFF	DEF	TOT	AST								
Robinson	4	4	129	38	68	.559	1	2	25	28	.893	13	30	43	6	5	0	3	10	11	102	25.5	33
Ellnatt	4	4	103	23	40	.575	4	7	10	12	.833	1	9	10	9	3	0	1	3	3	60	15.0	21
Johnson	4	4	130	21	32	.656	0	0	10	18	.556	2	12	14	35	9	0	5	17	0	52	13.0	15
Person	4	0	17	20	45	.444	8	20	3	6	.500	3	8	11	10	11	0	5	8	0	51	12.8	20
Del Negro	4	4	126	18	38	.474	3	6	10	12	.833	1	12	13	11	11	0	3	6	0	49	12.3	18
Rivers	4	0	75	11	24	.458	4	8	2	2	1.000	0	6	6	9	7	0	7	6	2	28	7.0	14
Rodman	3	0	94	7	14	.500	0	0	5	7	.714	17	43	60	5	10	0	1	6	1	19	6.3	10
Cummings	4	2	60	10	19	.526	0	0	4	6	.667	6	11	17	3	11	0	0	10	1	24	5.0	9
Anderson	2	0	24	5	9	.556	0	0	1	2	.500	0	0	0	1	1	0	2	2	1	11	5.5	7
Reid	4	2	69	6	13	.462	0	0	9	12	.750	8	10	18	3	14	0	1	4	1	21	5.3	8
Nwosu	2	0	11	2	8	.250	0	0	2	2	1.000	2	2	4	0	2	0	0	1	0	6	3.0	4
Haley	3	0	18	1	4	.250	0	1	6	9	.667	3	3	6	0	4	0	1	3	0	8	2.7	4
Eisley (TOT)	3	0	24	2	5	.400	0	0	0	0	0	0	1	1	4	2	0	0	2	1	4	1.3	4
Eisley (SA)	1	0	4	0	1	.000	0	0	0	0	0	0	0	0	1	0	0	1	0	0	0	0.0	3
SPURS	4	960	162	315	.514	20	44	87	116	750	.56	146	202	93	88	0	29	77	20	431	107.8	113	
CLIPPERS	4	960	143	337	.424	14	52	70	97	722	.39	94	133	87	100	0	47	55	16	370	92.5	97	

LOS ANGELES LAKERS

Great Western Forum • 3900 W. Manchester Blvd
Inglewood, CA • (310) 419-3100



Owner Dr. Jerry Buss
Executive Vice President of Basketball Operations Jerry West
General Manager Mitchell Kupchak
Head Coach Del Harris
Assistant Coaches Bill Bertka, Larry Drew, Michael Cooper
Trainer Gary Vitti
Director of Public Relations John Black
Home Court The Great Western Forum (17,505)
Radio KLAC (570 AM), Chick Hearn, Stu Lantz
Television KCAL (Ch. 9) Prime Sports, Chick Hearn, Stu Lantz



1995-96 SCHEDULE VS. LAKERS

12/05 Tuesday at SAN ANTONIO
12/28 Thursday at Los Angeles
04/07 Sunday at Los Angeles
04/18 Thursday in SAN ANTONIO

82-83: SA 4-1 91-92: SA 5-1
83-84: SA 3-2 92-93: Tied 2-2
84-85: LA 3-2 93-94: SA 4-0
94-95: SA 3-1
TOTALS: LA 44-38

1994-95 RESULTS VS. LAKERS

DATE SITE RESULT NOTES
12/17 SA 116-102 Spurs Robinson 32 pts. & 17 rebs.
02/08 LA 115-99 Lakers Lakers snap Spurs 8-game win streak
03/29 SA 107-84 Spurs Robinson 30 pts. & 16 rebs.
04/09 LA 101-87 Spurs Spurs extend win streak to 15 games

SPURS-LAKERS SERIES NOTES

OVERALL RECORD: 38-44 HOME: 26-15 ROAD: 12-29 OT: 1-2
CURRENT STREAK: Won 2 HOME: W 6 ROAD: W 1
SPURS BIGGEST WIN: 135-103 on 02/22/77 in San Antonio
SPURS BIGGEST LOSS: 138-98 on 03/30/89 at Los Angeles
SPURS LAST WIN AT HOME: 107-84 on 03/29/95
SPURS LAST LOSS AT HOME: 92-87 on 03/15/93
SPURS LAST WIN ON THE ROAD: 101-87 on 04/09/95
SPURS LAST LOSS ON THE ROAD: 115-99 on 02/08/95

ALL-TIME RESULTS

76-77: LA 3-1 85-86: LA 4-1
77-78: Tied 2-2 86-87: LA 4-1
78-79: Tied 2-2 87-88: LA 5-0
79-80: LA 2-0 88-89: LA 3-1
80-81: SA 3-2 89-90: Tied 2-2
81-82: SA 3-2 90-91: LA 3-1

DID YOU KNOW?

The Spurs swept the season series from the Lakers for the first time ever during the 1993-94 season. The 25 first half points the Lakers scored against the Spurs on 01/09/94 are the lowest points the Lakers have ever scored in a half and the fewest points ever scored by a Spurs opponent in a half.

1994-1995 LAKERS VS. SPURS

PLAYER	G	GS	MIN	FIELD GOALS			3-PT. FG		FREE THROWS			REBOUNDS			PF	DQ	STL	TO	BLK	PTS	AVG	HI	
				FG	FGA	PCT	FG	FGA	FT	FTA	PCT	OFF	DEF	TOT									AST
Ceballos	3	3	105	23	54	.426	2	8	6	9	.667	8	15	23	5	10	0	0	5	1	54	18.0	26
Divac	4	4	144	28	55	.509	0	0	14	20	.700	19	33	52	22	17	1	4	9	8	70	17.5	25
Jones	4	3	134	24	57	.421	5	21	6	12	.500	6	7	13	7	11	0	8	4	0	69	14.8	25
Peele	4	1	84	18	33	.545	5	12	6	8	.750	3	5	8	6	5	0	2	4	0	47	11.8	26
Van Exel	4	4	140	16	50	.320	4	19	11	14	.786	1	13	14	28	9	0	2	11	2	47	11.8	19
Campbell	3	3	92	14	39	.359	0	0	5	10	.500	11	14	25	2	9	0	3	6	6	33	11.0	17
Theatt	4	0	101	12	27	.444	4	10	4	43	.090	1	9	10	13	9	0	7	8	0	32	8.0	16
Daniels	2	0	16	4	10	.400	1	2	0	0	—	1	0	1	0	0	0	1	1	0	9	4.5	9
Smith	2	1	25	4	8	.500	0	1	1	11	.090	1	2	3	5	1	0	1	1	0	9	4.5	7
Bowie	2	0	35	3	7	.429	0	1	2	21	.090	1	8	9	5	7	0	1	4	3	8	4.0	4
Harvey	2	1	29	3	6	.500	0	0	0	0	—	3	1	4	0	2	0	1	2	2	6	3.0	4
Rambis	2	0	17	3	5	.600	0	0	0	0	—	1	2	3	0	4	0	0	0	2	6	3.0	6
Miller	3	0	28	2	5	.400	0	0	2	5	.400	2	5	7	2	5	0	1	1	0	6	2.0	5
Lynch	2	0	16	1	3	.333	0	0	0	2	.000	1	1	2	0	2	0	1	0	0	2	1.0	2
LAKERS	4	960	155	359	432		21	77	57	87	.655	69	115	174	95	91	1	35	58	24	388	97.0	115
SPURS	4	960	166	345	481		19	61	72	102	.706	59	150	209	108	87	0	31	78	32	423	105.8	116

1994-1995 SPURS VS. LAKERS

PLAYER	G	GS	MIN	FIELD GOALS			3-PT. FG		FREE THROWS			REBOUNDS			PF	DQ	STL	TO	BLK	PTS	AVG	HI	
				FG	FGA	PCT	FG	FGA	FT	FTA	PCT	OFF	DEF	TOT									AST
Robinson	4	4	139	36	69	.522	0	0	27	38	.711	12	45	57	15	13	0	6	13	16	99	24.8	32
Elliott	4	4	138	22	52	.423	5	17	16	21	.762	3	18	21	10	9	0	3	15	1	85	16.3	23
Del Negro	4	4	135	20	41	.488	3	9	9	12	.750	1	13	14	9	0	2	4	3	52	13.0	22	
Rodman	2	1	67	13	21	.619	0	0	0	0	—	16	13	29	6	9	0	0	6	1	26	13.0	14
Johnson	4	4	154	20	35	.571	0	1	9	11	.818	0	6	6	39	6	0	5	12	1	49	12.3	18
Person	4	0	100	15	36	.417	9	23	4	7	.571	3	13	16	7	8	0	2	6	1	43	10.8	24
Cummings	4	2	87	14	31	.452	0	0	2	6	.333	12	22	34	2	10	0	6	5	4	30	7.5	12
Reid	4	1	55	13	25	.520	0	0	1	2	.500	6	14	20	4	12	0	5	8	2	27	6.8	14
Rivers	3	0	53	6	19	.316	1	9	4	5	.800	2	4	6	6	7	0	2	1	2	17	5.7	8
Haley	2	0	6	5	7	.714	0	0	0	0	—	2	1	3	0	1	0	0	0	2	10	5.0	10
Nwosu	1	0	5	1	2	.500	0	0	0	0	—	1	1	2	1	1	0	0	2	0	2	2.0	2
Eisley (TOT)	3	0	36	2	12	.167	1	7	0	0	—	0	5	5	7	3	0	0	4	0	5	1.7	3
Eisley (SA)	1	0	4	0	3	.000	0	0	0	0	—	0	0	0	0	0	0	0	1	0	0	0.0	3
Whitney	2	0	11	1	4	.250	1	2	0	0	—	0	0	0	4	2	0	0	1	0	3	1.5	3
Anderson	1	0	6	0	0	—	0	0	0	0	—	1	0	1	0	0	0	0	0	0	0	0.0	0
SPURS	4	960	166	345	481		19	61	72	102	.706	59	150	209	108	87	0	31	78	32	423	105.8	116
LAKERS	4	960	155	359	432		21	77	57	87	.655	69	115	174	95	91	1	35	58	24	388	97.0	115

MILWAUKEE BUCKS

The Bradley Center • 1001 North Fourth Street
Milwaukee, WI • (414) 227-0500



President Herb Kohl
Vice President/Business Operations John Steinmiller
Vice President of Player Personnel Lee Rose
Head Coach/VIP Basketball Operations Mike Dunleavy
Assistant Coaches Frank Hamblen, Jim Ewen, Butch Carter
Trainer Mark Pfeil
Director of Publicity Bill King II
Home Court Bradley Center (18,633)
Radio WTMJ (620 AM), Jim Irvin, Jon McGlockin
Television WVTM (Ch. 18), Jim Paschke, Jon McGlockin



1995-96 SCHEDULE VS. BUCKS

11/10 Friday in SAN ANTONIO
11/14 Tuesday at Milwaukee

1994-95 RESULTS VS. BUCKS

DATE SITE RESULT
03/25 MIL 113-105 Spurs
03/31 SA 102-95 Spurs
Spurs: 7 players
in double-figures
Spurs finish March 14-2

ALL-TIME RESULTS

76-77: MIL 3-1 85-86: MIL 2-0
77-78: Tied 2-2 86-87: Tied 1-1
78-79: SA 3-1 87-88: Tied 1-1
79-80: SA 2-0 88-89: Tied 1-1
80-81: Tied 1-1 89-90: Tied 1-1
81-82: Tied 1-1 90-91: Tied 1-1
82-83: MIL 2-0 91-92: Tied 1-1
83-84: Tied 1-1 92-93: SA 2-0
84-85: MIL 2-0 93-94: SA 2-0
94-95: SA 2-0
TOTALS: SA 23-21

SPURS-BUCKS SERIES NOTES

OVERALL RECORD: 23-21 HOME: 15-7 ROAD: 8-14 OT: 1-0
CURRENT STREAK: Won 7 HOME: W 4 ROAD: W 3
SPURS BIGGEST WIN: 153-111 on 10/14/78 in San Antonio
SPURS BIGGEST LOSS: 126-97 on 11/05/85 at Milwaukee
SPURS LAST WIN AT HOME: 102-95 on 03/31/95
SPURS LAST LOSS AT HOME: 114-98 on 12/22/90
SPURS LAST WIN ON THE ROAD: 113-105 on 03/25/85
SPURS LAST LOSS ON THE ROAD: 102-83 on 12/08/91

DID YOU KNOW?

Milwaukee Head Coach Mike Dunleavy spent the 1983-84 season with the Spurs and that year he led the NBA in 3PT-FG percentage with a .345 (67-194) mark...Lee Rose, the Bucks Vice President of Player Personnel, was an assistant coach with the Spurs from 1986-88...Spurs Assistant Coach Paul Pressey played for the Bucks eight seasons.

1994-1995 BUCKS VS. SPURS

PLAYER	G	GS	MIN	FIELD GOALS			3-PT FG		FREE THROWS		REBOUNDS			PF	DQ	STL	TO	BLK	PTS	AVG	HI		
				FG	FGA	PCT	FG	FGA	FT	FTA	PCT	OFF	DEF									TOT	AST
Robinson	2	2	75	21	42	.500	4	9	13	18	722	4	11	15	7	7	0	1	7	0	59	29.5	31
Baker	2	2	81	16	37	.432	0	1	6	7	857	5	20	25	2	9	0	4	3	38	19.0	24	
Day	2	2	65	11	29	.379	2	6	6	9	667	4	4	8	3	10	1	2	3	0	30	15.0	25
Murdock	2	0	57	8	20	.400	1	7	7	9	778	1	4	5	12	1	0	1	6	2	24	12.0	18
Conlon	2	0	56	9	21	.429	0	1	2	2	1000	2	6	8	2	11	1	1	3	0	20	10.0	16
Newman	2	0	34	4	6	.667	1	1	2	2	1000	0	2	2	1	5	0	2	1	0	11	5.5	6
Mayberry	2	2	39	4	5	.800	2	2	0	2	000	2	1	1	9	1	0	0	1	0	10	5.0	10
Mobley	2	2	30	3	6	.500	0	0	1	2	500	1	4	5	1	6	0	0	0	2	7	3.5	6
George	1	0	1	1	1	1.000	0	0	0	0	0	0	0	0	0	0	0	0	0	0	2	2.0	2
Lister	2	0	16	2	3	.667	0	0	0	0	0	0	1	4	5	0	6	0	0	1	4	2.0	4
Pinckney	1	0	8	0	0	0	0	0	2	2	1000	1	1	2	0	0	0	1	0	0	2	2.0	2
Barry	2	0	18	0	1	.000	0	0	0	0	0	0	0	0	4	1	0	2	3	0	0	0.0	0
BUCKS	2		480	79	171	.462	10	27	39	53	736	21	57	78	41	59	2	14	29	8	207	103.5	105
SPURS	2		480	81	159	.509	20	38	49	71	690	23	65	88	55	41	0	18	33	11	231	115.5	118

1994-1995 SPURS VS. BUCKS

PLAYER	G	GS	MIN	FIELD GOALS			3-PT FG		FREE THROWS		REBOUNDS			PF	DQ	STL	TO	BLK	PTS	AVG	HI		
				FG	FGA	PCT	FG	FGA	FT	FTA	PCT	OFF	DEF									TOT	AST
Robinson	2	2	83	19	33	.576	0	1	15	21	714	3	19	22	11	5	0	4	9	8	53	26.5	27
Elliott	2	2	78	12	29	.414	8	15	10	14	714	1	5	6	8	8	0	3	4	0	42	21.0	23
Johnson	2	2	83	13	26	.500	0	0	6	8	750	2	1	3	21	5	0	3	5	0	32	16.0	19
Pearson	2	0	47	10	18	.556	7	14	3	4	750	1	11	12	2	7	0	0	3	1	30	15.0	16
Reid	2	0	60	5	12	.417	0	0	10	15	667	8	12	20	0	5	0	2	5	1	20	10.0	10
Cummings	2	2	40	8	15	.533	0	0	2	6	333	8	5	13	1	3	0	1	1	9	18	9.0	14
Rivers	2	0	36	6	11	.545	4	6	2	2	1000	0	4	4	4	4	0	3	4	0	18	9.0	12
Del Negro	2	2	41	7	14	.500	1	2	0	0	0	0	7	7	7	4	0	2	1	0	15	7.5	13
Haley	1	0	1	0	0	0	0	0	1	1	000	0	0	0	1	0	0	0	0	0	1	1.0	1
Nwosu	2	0	2	1	1	1.000	0	0	0	0	0	0	0	1	1	0	0	0	0	0	2	1.0	2
Anderson	1	0	1	0	0	0	0	0	0	0	0	0	0	0	0	0	0	0	0	0	0	0.0	0
Eisley (TOT)	3	0	13	0	0	0	0	0	0	0	0	0	0	1	3	0	0	1	1	0	0	0.0	0
Eisley (SA)	2	0	2	0	0	0	0	0	0	0	0	0	0	0	0	0	0	0	1	0	0	0.0	0
SPURS	2		460	81	159	.509	20	38	49	71	690	23	65	88	55	41	0	18	33	11	231	115.5	118
BUCKS	2		480	79	171	.462	10	27	39	53	736	21	57	78	41	59	2	14	29	8	207	103.5	105

MINNESOTA TIMBERWOLVES

Target Center • 600 First Avenue North
Minneapolis, MN 55403 • (612) 673-1600



Owner: Glen Taylor
President: Rob Moor
Vice President of Basketball Operations: Kevin McHale
General Manager: Phil "Flip" Saunders
Head Coach: Bill Blair
Assistant Coaches: Greg Ballard, Randy Wittman, Mike Schuler
Trainer: Chris Palmer
Public Relations/Communications Manager: Kent Wipf
Home Court: Target Center (19,006)
Radio: KFAN (1130 AM), Kevin Harlan, Tom Hanneman, Chad Hartman
Television: KARE (Ch. 11), KLTG (Ch. 23), Kevin Harlan, Tom Hanneman
Prime Sports Network, Chad Hartman, Greg Kessler



1995-96 SCHEDULE VS. TIMBERWOLVES

11/15 Wednesday at Minnesota
12/30 Saturday in SAN ANTONIO
01/19 Friday at Minnesota
02/02 Friday in SAN ANTONIO

1994-95 RESULTS VS. TIMBERWOLVES

DATE SITE RESULT NOTES
11/19 MIN 109-101 Spurs Spurs: 5 in double-digits
11/28 SA 92-88 Spurs Robinson 24 pts.
10 rebs, & 7 asts.
08/14 SA 115-109 Spurs Spurs 12th straight home win vs. Wolves
03/24 MIN 111-97 Spurs Robinson 50 pts.
04/23 MIN 97-91 Spurs Final game of '94-95

ALL-TIME RESULTS

89-90: SA 4-1 93-94: SA 4-1
90-91: SA 4-0 94-95: SA 5-0
91-92: SA 6-0 TOTALS: SA 27-3
92-93: SA 4-1

SPURS-WOLVES SERIES NOTES

OVERALL RECORD: 27-3 HOME: 14-1 ROAD: 13-2 OT: 0-0
CURRENT STREAK: Won 7 HOME: W 12 ROAD: W 4
SPURS BIGGEST WIN: 114-89 on 02/21/94 at Minnesota
SPURS BIGGEST LOSS: 93-83 on 01/20/94 at Minnesota
SPURS LAST WIN AT HOME: 115-100 on 03/14/95
SPURS LAST LOSS AT HOME: 92-90 on 04/03/90
SPURS LAST WIN ON THE ROAD: 97-91 on 04/23/95
SPURS LAST LOSS ON THE ROAD: 93-83 on 01/20/94

DID YOU KNOW?

Timberwolves guard Micheal Williams' NBA record consecutive free throws made streak of 97 began and ended against the Spurs...After the Spurs defeated the Wolves 105-92 in Minnesota on 3/24/93 the streak stood at one...it grew to 95 before the Wolves visited the Alamo City on 11/11/94...that night Williams made his first two free throw attempts and then missed his third, ending the streak at 97.

1994-1995 TIMBERWOLVES VS SPURS

PLAYER	G	GS	MIN	FIELD GOALS			3-PT. FG		FREE THROWS			REBOUNDS			PF	DQ	STL	TO	BLK	PTS	AVG	III	
				FG	FGA	PCT	FG	FGA	FT	FTA	PCT	OFF	DEF	TOT									AST
Rider	4	3	130	28	51	.549	3	11	10	14	.714	1	4	5	12	7	0	5	14	1	69	17.3	25
Laettner	5	5	167	28	55	.509	0	1	20	29	.690	6	33	39	15	21	0	5	25	7	76	15.2	22
Gugliotta (TOT)	4	2	140	24	46	.522	6	14	6	11	.545	4	24	28	20	6	0	9	9	6	60	15.0	23
Gugliotta (MIN)	3	1	102	21	38	.553	6	10	3	5	.600	0	18	18	15	6	0	9	9	5	51	17.0	30
Rooks	5	4	161	23	43	.535	0	0	20	29	.690	12	16	27	7	16	0	0	15	3	66	13.2	18
West	3	3	112	18	32	.563	1	3	2	4	.500	0	7	7	7	8	0	3	5	2	39	13.0	18
Easley	2	1	51	7	15	.467	2	6	7	7	1.000	3	4	7	7	10	0	2	2	1	23	11.5	15
Marshall	2	1	58	7	26	.269	2	8	6	11	.545	4	5	9	3	2	0	4	0	2	22	11.0	17
Martin	3	1	86	11	28	.393	2	4	2	2	1.000	1	7	8	19	12	0	2	7	0	26	8.7	14
Jones	1	0	19	2	4	.500	2	3	2	2	1.000	0	1	1	4	2	0	3	1	0	8	8.0	8
Smith	5	3	89	9	23	.391	4	9	4	5	.800	3	4	7	15	8	0	3	4	0	26	5.2	9
Durham	4	0	42	7	10	.700	0	0	4	5	.800	1	2	3	3	4	0	1	2	2	18	4.5	7
King	5	1	70	9	22	.409	0	0	3	4	.750	4	9	13	2	18	1	1	6	4	21	4.2	8
Gerland	4	2	72	6	17	.353	0	4	2	2	1.000	1	4	5	10	12	0	3	4	0	14	3.5	6
Brown	1	0	12	2	2	1.000	0	0	5	12	.417	2	4	6	2	5	0	1	0	0	9	9.0	5
Foster (TOT)	4	0	39	3	12	.250	0	3	3	4	.750	3	6	9	2	4	0	0	2	1	9	2.3	5
Foster (MIN)	3	0	23	2	7	.286	0	3	3	4	.750	1	5	6	0	2	0	0	1	1	7	2.3	15
Guibert	1	0	6	1	3	.333	0	1	0	0	0	1	1	2	3	0	0	1	0	0	2	2.0	2

1994-1995 SPURS VS. TIMBERWOLVES

PLAYER	G	GS	MIN	FIELD GOALS			3-PT. FG		FREE THROWS			REBOUNDS			PF	DQ	STL	TO	BLK	PTS	AVG	III	
				FG	FGA	PCT	FG	FGA	FT	FTA	PCT	OFF	DEF	TOT									AST
Robinson	5	5	158	26	65	.554	0	0	38	48	.792	10	37	47	19	10	0	10	9	16	110	22.0	29
Person	5	0	134	28	50	.560	12	29	7	11	.636	2	16	18	6	11	0	5	11	1	75	15.0	23
Johnson	5	5	168	30	42	.714	1	3	12	18	.667	3	6	9	50	10	0	7	10	2	73	14.6	19
Elliott	5	5	167	20	49	.408	3	10	15	19	.789	5	15	20	11	0	7	12	1	58	11.6	16	
Del Negro	4	4	118	18	34	.529	2	5	6	9	.667	0	5	5	12	12	0	0	0	1	44	11.0	19
Redman	2	2	68	9	9	1.000	0	0	3	4	.750	9	21	30	4	7	0	8	0	0	21	10.5	11
Cummings	4	1	78	17	32	.531	0	0	7	11	.636	8	12	20	3	9	0	2	10	0	41	10.3	14
Anderson	3	1	64	13	25	.520	1	2	2	3	.667	0	1	1	4	4	0	3	3	1	29	9.7	15
Reid	5	2	111	10	30	.333	0	0	15	25	.600	8	12	20	5	15	0	7	6	2	35	7.0	11
Whitney	2	0	22	1	5	.200	0	2	5	5	1.000	2	2	4	5	5	0	0	5	0	7	3.5	7
Haley	4	0	18	4	12	.333	0	0	4	6	.667	1	2	3	0	5	0	1	1	3	12	3.0	4
Malone	2	0	26	1	6	.167	0	1	3	4	.750	1	8	9	0	5	0	2	1	0	5	2.5	3
Nwosu	4	0	17	2	7	.286	0	0	3	6	.500	6	0	6	0	8	0	0	2	1	7	1.8	5
Rivers	3	0	37	2	3	.667	1	1	0	0	0	0	1	1	6	2	0	5	3	1	5	1.7	3
Easley	2	0	7	1	3	.333	0	2	0	0	0	0	0	0	1	0	0	0	0	0	2	1.0	2
Crowder	1	0	7	0	1	.000	0	1	0	0	0	0	0	0	0	0	0	1	0	0	0	0.0	0
SPURS	5		1200	192	373	.515	20	56	120	169	.710	53	138	191	134	117	0	55	86	29	524	104.8	115
Timberwolves	5		1200	181	376	.481	22	63	93	135	.689	40	123	163	124	133	1	43	101	28	477	95.4	101

NEW JERSEY NETS

Meadowlands Arena • East Rutherford, NJ 07073
(201) 935-8888



Chairman of the Board/CEO Alan L. Aufzien
Vice Chairman of the Board David B. Gerstein
Vice Chairman of the Board Jerry L. Cohen
Executive VP/Basketball & GM Willis Reed
Head Coach Batch Beard
Assistant Coaches Stan Albeck, Clifford Ray, Jerry Eaves
Trainer Ted Arzonico
Director of Public Relations John Mertz
Home Court Meadowlands Arena (20,039)
Radio WQEW (1560 AM), Howard David, Bob Papa, Mike O'Koren
Television Sports Channel (cable) Spencer Ross, Bill Rafferty



1995-96 SCHEDULE VS. NETS

03/08 Friday in SAN ANTONIO
03/25 Monday at New Jersey

1994-95 RESULTS VS. NETS

DATE SITE RESULT NOTES
11/07 SA 105-96 Spurs Spurs first win of '94-95
03/22 NJ 102-85 Spurs Nets .320 (.33-.103) from field

ALL-TIME RESULTS

76-77: SA 3-1 85-86: Tied 1-1
77-78: SA 4-0 86-87: SA 2-0
78-79: SA 4-0 87-88: Tied 1-1
79-80: Tied 3-3 88-89: Tied 1-1
80-81: SA 2-0 89-90: SA 2-0
81-82: Tied 1-1 90-91: SA 2-0
82-83: SA 2-0 91-92: Tied 1-1
83-84: SA 2-0 92-93: Tied 1-1
84-85: SA 2-0 93-94: Tied 1-1
94-95: SA 2-0
TOTALS: SA 37-11

SPURS-NETS SERIES NOTES

OVERALL RECORD: 37-11 HOME: 22-2 ROAD: 15-9 OT: 2-1
CURRENT STREAK: Won 3 HOME: W 1 ROAD: W 2
SPURS BIGGEST WIN: 151-110 on 11/25/78 in San Antonio
SPURS BIGGEST LOSS: 99-73 on 11/07/93 in San Antonio
SPURS LAST WIN AT HOME: 105-96 on 11/07/94
SPURS LAST LOSS AT HOME: 99-73 on 11/07/93
SPURS LAST WIN ON THE ROAD: 102-85 on 03/22/95
SPURS LAST LOSS ON THE ROAD: 108-103 on 12/04/92

DID YOU KNOW?

The Nets were the first visiting team to defeat the Spurs in the Alamodome, 99-73, on 11/7/93...Before that win the Nets had lost 13 straight games in San Antonio...In 18 seasons of play in the NBA, the Nets have never won a season series against the Spurs...Larry Brown and Stan Albeck have served as head coach for both the Spurs and the Nets.

1994-1995 NETS VS. SPURS

PLAYER	G	GS	MIN	FIELD GOALS			3-PT FG			FREE THROWS			REBOUNDS			PF	DQ	STL	TO	BLK	PTS	AVG	HI
				FG	FGA	PCT	FG	FGA	FT	FTA	PCT	OFF	DEF	TOT	AST								
Edwards	1	1	40	7	14	.500	3	5	5	1.000	1	3	4	1	2	0	1	1	1	22	22.0	22	
Gilham	2	0	54	11	28	.393	0	0	11	13	.846	6	14	20	2	8	0	2	3	33	16.5	21	
Anderson	2	2	68	8	27	.296	2	8	7	9	.778	6	5	11	13	4	0	1	0	25	12.5	18	
Brown	2	1	60	10	21	.476	0	0	2	4	.500	6	6	12	0	2	0	2	2	32	11.0	12	
Coleman	2	2	61	8	29	.276	0	7	10	13	.769	9	16	25	2	10	1	0	5	32	11.0	12	
Morris	2	2	45	6	20	.300	2	5	4	6	.667	3	4	7	5	3	0	1	2	0	18	9	9
Schintzius	1	1	19	4	11	.364	0	0	0	1	.000	7	2	9	1	1	0	1	2	1	8	8	8
Higgins	2	0	41	5	17	.294	2	5	2	3	.667	4	1	5	1	4	0	1	1	0	14	7	13
Benjamin	1	1	22	3	9	.333	0	0	0	2	.000	3	3	6	0	2	0	2	1	6	6.0	6	
Childs	1	0	27	0	7	.000	0	4	3	4	.750	0	2	2	6	3	0	3	2	0	3	3	3
Williams	2	0	21	3	6	.500	0	0	0	0	0	3	4	7	1	4	0	0	1	6	3	4	
Walters	2	0	17	1	3	.333	0	1	0	0	0	0	1	4	4	0	0	2	0	2	1	0	2
Mahorn	1	0	5	0	1	.000	0	0	0	0	0	0	1	1	0	0	0	0	0	0	0	0	0
NETS	2	480	64	193	332	.320	9	35	44	60	.733	48	62	110	36	47	1	12	21	14	181	90.5	96
SPURS	2	480	77	161	478	.337	12	30	41	52	.788	18	77	95	42	54	0	12	24	16	207	103.5	105

1994-1995 SPURS VS. NETS

PLAYER	G	GS	MIN	FIELD GOALS			3-PT FG			FREE THROWS			REBOUNDS			PF	DQ	STL	TO	BLK	PTS	AVG	HI
				FG	FGA	PCT	FG	FGA	FT	FTA	PCT	OFF	DEF	TOT	AST								
Robinson	2	2	78	10	26	.385	0	0	20	24	.833	1	27	28	7	8	0	2	4	9	40	20.0	22
Elliot	2	2	65	14	28	.500	3	6	5	6	1.000	4	6	10	4	7	0	2	2	1	36	18.0	23
Person	2	0	58	11	26	.423	5	15	2	4	.500	1	8	9	2	5	0	1	4	1	29	14.5	18
Johnson	2	2	69	11	21	.524	0	0	4	4	1.000	1	6	7	16	6	0	2	5	0	26	13.0	14
Reid	2	1	64	10	16	.625	0	0	5	9	.556	6	12	18	1	10	0	3	2	3	25	12.5	15
Del Negro	2	1	57	10	17	.588	3	4	0	0	0	0	5	5	9	2	0	0	1	0	23	11.5	19
Malone	1	0	9	2	3	.667	0	0	4	4	1.000	2	1	3	0	3	0	0	0	0	8	8.0	8
Anderson	1	1	28	2	7	.286	1	3	1	2	.500	0	3	3	3	5	0	1	2	0	6	6.0	6
Cummings	2	1	37	6	12	.500	0	0	0	0	0	3	6	9	0	8	0	0	2	0	12	6.0	6
Rivers (TOT)	1	0	9	1	4	.250	0	2	0	0	0	0	0	3	3	0	0	1	1	1	2	2.0	2
Easley	1	0	2	0	1	.000	0	0	0	0	0	0	0	0	0	0	0	1	0	0	0	0	0
Haley	1	0	2	0	0	0	0	0	0	0	0	0	0	0	0	0	0	0	0	0	0	0	0
Nwosu	1	0	2	0	0	0	0	0	0	0	0	0	0	0	0	0	0	0	0	0	0	0	0
SPURS	2	480	77	161	478	.337	12	30	41	52	.788	18	77	95	42	54	0	12	24	16	207	103.5	105
NETS	2	480	64	193	332	.320	9	35	44	60	.733	48	62	110	36	47	1	12	21	14	181	90.5	96

NEW YORK KNICKS

Madison Square Garden • Two Pennsylvania Plaza
New York, NY 10121 • (212) 465-6000



President & CEO, Madison Square Garden David W. Cheeketta
Executive V.P. & General Manager Ernie Grunfeld
Senior VP, Communications, Madison Square Garden John Cirillo
Head Coach Don Nelson
Assistant Coaches Don Nelson
Trainer Don Chaney, Jeff Van Gundy
Director, Public Relations Mike Saunders
Director, Publications & Information Dennis D'Agostino
Home Court Madison Square Garden (19,763)
Radio WFAN (660 AM), Mike Breen, Walt Frazier
Television MSG Network, Marv Albert, John Andarieste



1995-96 SCHEDULE VS. KNICKS

12/10 Sunday at New York
03/27 Wednesday in SAN ANTONIO

1994-95 RESULTS VS. KNICKS

DATE SITE RESULT NOTES
11/12 SA 101-82 Spurs Robinson 35 pts. & 13 reb.
11/21 NY 92-88 Knicks Oakley 16 pts.

ALL-TIME RESULTS

76-77: SA 3-1 85-86: Tied 1-1
77-78: Tied 2-2 86-87: Tied 1-1
78-79: SA 3-1 87-88: Tied 1-1
79-80: NY 4-2 88-89: Tied 1-1
80-81: SA 2-0 89-90: Tied 1-1
81-82: SA 2-0 90-91: Tied 1-1
82-83: NY 2-0 91-92: SA 2-0
83-84: NY 2-0 92-93: NY 2-0
84-85: Tied 1-1 93-94: Tied 1-1
94-95: Tied 1-1
TOTALS: SA 25-23

SPURS-KNICKS SERIES NOTES

OVERALL RECORD: 25-23 HOME: 18-6 ROAD: 7-17 OT: 2-2
CURRENT STREAK: Lost 1 HOME: W 2 ROAD: L 3
SPURS BIGGEST WIN: 139-109 on 12/13/78 in San Antonio
SPURS BIGGEST LOSS: 117-98 on 10/23/76 at New York
SPURS LAST WIN AT HOME: 101-82 on 11/12/94
SPURS LAST LOSS AT HOME: 108-103 on 04/04/93
SPURS LAST WIN ON THE ROAD: 118-89 on 12/26/91
SPURS LAST LOSS ON THE ROAD: 92-88 on 11/21/94

DID YOU KNOW?

The last player to score 50 points against the Spurs wore a Knicks uniform...Bernard King poured in 50 at San Antonio on 1/31/84, as the Knicks won 117-113...King is just one of four players to score 50+ against the Spurs...the Spurs and Knicks swapped point guards on 2/21/90 when San Antonio sent Maurice Cheeks to New York for Rod Strickland.

1994-1995 KNICKERBOCKERS VS. SPURS

PLAYER	G	GS	MIN	FIELD GOALS			3-PT. FG			FREE THROWS			REBOUNDS			PF	DQ	STL	TO	BLK	PTS	AVG	HI
				FG	FGA	PCT	FG	FGA	FT	FTA	PCT	OFF	DEF	TOT	AST								
Ewing	2	2	69	15	37	.405	0	0	5	8	.625	4	11	15	8	9	0	1	9	4	35	17.5	22
Starks	2	2	69	10	29	.345	4	17	4	41	.000	2	3	5	7	8	0	1	5	0	28	14.0	16
Oakley	2	2	64	11	20	.550	0	0	4	7	.571	6	11	17	6	9	0	5	4	0	26	13.0	16
Smith	2	2	69	11	28	.393	0	0	0	3	.000	2	6	8	3	7	0	0	4	2	22	11.0	12
Anthony	2	0	39	8	12	.667	3	4	2	21	.000	1	2	3	8	4	0	0	1	0	21	10.5	12
Mason	2	0	51	5	10	.500	0	0	2	3	.667	4	4	8	3	6	0	4	4	0	12	6.0	12
Davis	2	0	32	5	13	.385	1	6	0	0	0	1	1	2	3	0	0	0	3	1	11	5.5	6
H. Williams	2	0	27	5	8	.625	0	0	0	0	0	3	5	8	0	6	0	3	2	10	5.0	6	
Harper	2	2	55	4	12	.333	0	0	1	4	.250	1	8	9	8	3	0	2	1	1	9	4.5	5
Grandison	1	0	2	0	0	—	0	0	0	0	0	0	1	1	0	1	0	0	0	0	0	0	0
Ward	1	0	2	0	2	.000	0	0	0	0	0	0	1	1	0	1	0	0	0	0	0	0	0
M. Williams	1	0	1	0	1	.000	0	0	0	0	0	0	0	0	0	0	0	0	0	0	0	0	0
Knicks	2	480	74	172	.430	8	28	18	31	.581	24	53	77	48	54	0	13	34	10	174	87.0	92	
SPURS	2	480	70	145	.483	8	26	41	59	.695	20	61	81	39	45	0	19	36	2	189	94.5	101	

1994-1995 SPURS VS. KNICKERBOCKERS

PLAYER	G	GS	MIN	FIELD GOALS			3-PT. FG			FREE THROWS			REBOUNDS			PF	DQ	STL	TO	BLK	PTS	AVG	HI
				FG	FGA	PCT	FG	FGA	FT	FTA	PCT	OFF	DEF	TOT	AST								
Robinson	2	2	80	23	40	.575	0	0	18	24	.750	5	20	25	3	6	0	4	8	1	64	32.0	35
Person	2	0	54	12	22	.545	5	13	0	0	0	1	7	8	2	4	0	2	2	0	29	14.5	17
Elliott	2	2	68	10	20	.500	2	6	3	5	.600	2	4	6	1	8	0	2	3	0	25	12.5	14
Roid	2	2	59	8	16	.500	0	0	9	12	.750	1	6	7	3	7	0	5	3	0	25	12.5	15
Anderson	2	2	64	6	13	.462	0	2	5	8	.625	0	10	10	12	8	0	2	7	1	17	8.5	13
Johnson	2	2	75	3	12	.333	1	3	3	4	.750	2	5	7	12	3	0	1	6	0	12	6.0	7
Malone	2	0	18	4	7	.571	0	0	0	0	0	4	0	1	0	1	0	0	2	0	8	4.0	4
Cummings	2	0	37	2	9	.222	0	0	1	2	.500	3	5	8	0	7	0	2	4	0	5	2.5	5
Haley	1	0	1	1	11	1.000	0	0	0	0	0	0	2	2	0	0	0	0	0	0	2	2.0	2
Nwusu	1	0	1	0	0	—	0	0	1	2	.500	0	0	0	0	0	0	0	0	0	1	1.0	1
Crowder	2	0	2	0	2	.000	0	1	1	2	.500	0	0	0	0	0	0	0	0	0	1	0.5	1
Eisley	1	0	1	0	0	—	0	0	0	0	0	0	0	0	0	0	0	0	0	0	0	0	0
Whitney	2	0	21	0	3	.000	0	1	0	1	0	2	2	4	0	1	0	1	1	0	0	0	0
SPURS	2	480	70	145	.483	8	26	41	59	.695	20	61	81	39	45	0	19	36	2	189	94.5	101	
Knicks	2	480	74	172	.430	8	28	18	31	.581	24	53	77	48	54	0	13	34	10	174	87.0	92	

ORLANDO MAGIC



Orlando Arena • One Magic Place
Orlando, FL 32801 • (407) 649-3200

Chairman Rich DeVos
Executive Vice Chairman Cheri Vander Weide
President Bob Vander Weide
Vice Chairmen Dan DeVos, Doug DeVos
General Manager Pat Williams
Executive VP/Business Operations Jack Swope
Head Coach Brian Hill
Assistant Coaches Richie Adubato, Tree Rollins, Tom Sterner
Trainer Lenny Currier
Director of Publicity/Media Relations Alex Martins
Home Court Orlando Arena (16,010)
Radio WDBO (580 AM), David Steele
Television WKCF, Sunshine Network Cable, Chip Caray, Jack Givens



1995-96 SCHEDULE VS. MAGIC

01/13 Saturday in SAN ANTONIO
02/04 Sunday at Orlando

1994-95 RESULTS VS. MAGIC

DATE	SITE	RESULT	NOTES
03/03	SA	112-111	Spurs Rodman winning tip at buzzer
03/12	ORI.	110-104	Magic Hardaway 31 pts.

ALL-TIME RESULTS

89-90: Tied 1-1 92-93: SA 2-0
90-91: SA 3-1 93-94: SA 2-0
91-92: Tied 1-1 94-95: Tied 1-1
TOTALS: SA 10-4

SPURS-MAGIC SERIES NOTES

OVERALL RECORD: 10-4 HOME: 6-1 ROAD: 4-3 OT: 0-0
CURRENT STREAK: Lost 1 HOME: W 3 ROAD: L 1
SPURS BIGGEST WIN: 119-95 on 03/28/91 in San Antonio
SPURS BIGGEST LOSS: 111-102 on 01/08/90 at Orlando
SPURS LAST WIN AT HOME: 112-111 on 03/03/95
SPURS LAST LOSS AT HOME: 113-106 on 04/03/92
SPURS LAST WIN ON THE ROAD: 94-84 on 12/03/93
SPURS LAST LOSS ON THE ROAD: 110-104 on 03/12/95

DID YOU KNOW?

The Magic beat the Spurs for the first time during the Shaquille O'Neal era on 3/12/95...overall the Admiral is 5-1 vs. the Shaq...Shaq attended Cole High School in San Antonio...Anthony Bowie and Donald Royal are both former Spurs...Spurs Head Coach Bob Hill was an Assistant Coach with the Magic during the 1993-94 season.

1994-1995 MAGIC VS. SPURS

PLAYER	G	GS	MIN	FIELD GOALS			3-PT FG		FREE THROWS			REBOUNDS			PF	DQ	STL	TO	BLK	PTS	AVG	HI	
				FG	FGA	PCT	FG	FGA	FT	FTA	PCT	OFF	DEF	TOT									AST
O'Neal	2	2	82	25	51	.490	0	0	14	23	609	7	18	25	3	8	0	1	6	3	64	32.0	36
Hardaway	2	2	87	21	38	.553	4	8	13	16	813	5	4	9	13	5	0	3	6	0	59	29.5	31
Anderson	2	2	74	15	27	.556	5	11	6	7	857	4	10	14	8	9	0	2	2	0	41	20.5	21
Shaw	2	0	52	4	10	.400	1	4	12	12	1000	1	7	8	12	8	0	5	3	2	21	10.5	15
Scott	2	2	69	6	23	.261	3	14	3	4	750	1	4	5	4	6	0	4	4	0	18	9.0	11
Grant	1	1	42	2	6	.400	0	0	2	4	500	1	8	9	3	5	0	1	3	2	6	6.0	6
Asant	2	1	41	3	6	.500	0	0	2	2	1000	3	2	5	2	7	0	1	2	2	8	4.0	4
Turner	1	0	20	2	4	.500	0	0	0	0	0	1	1	2	1	6	1	0	0	0	4	4.0	4
Bowie	2	0	8	0	0	—	0	0	0	0	0	0	0	0	2	1	0	1	1	0	0	0.0	0
Rollins	1	0	5	0	0	—	0	0	0	0	0	0	0	0	0	0	0	0	0	0	0	0.0	0
MAGIC	2	480	78	164	.476	13	37	52	68	765	23	54	77	48	55	1	18	27	9	221	110.5	111	
SPURS	2	480	75	173	.434	8	22	58	74	784	35	63	98	42	50	0	17	34	8	216	108.0	112	

1994-1995 SPURS VS. MAGIC

PLAYER	G	GS	MIN	FIELD GOALS			3-PT FG		FREE THROWS			REBOUNDS			PF	DQ	STL	TO	BLK	PTS	AVG	HI	
				FG	FGA	PCT	FG	FGA	FT	FTA	PCT	OFF	DEF	TOT									AST
Robinson	2	2	70	19	45	.422	0	2	20	25	800	11	15	26	2	4	0	4	4	6	58	29.0	34
Elliott	2	2	74	14	25	.560	3	5	7	9	778	0	2	2	4	7	0	2	4	0	38	19.0	20
Johnson	2	2	74	12	23	.522	0	0	6	8	750	1	0	1	15	3	0	5	6	0	30	15.0	18
Person	2	0	58	8	22	.364	3	10	4	5	800	0	7	7	1	6	0	0	4	0	23	11.5	16
Rodman	2	2	74	7	17	.412	0	0	6	9	667	16	27	43	8	8	0	2	5	0	20	10.0	11
Del Negro	2	2	58	4	13	.308	1	2	7	7	1000	0	4	4	8	4	0	1	1	0	16	8.0	10
Cummings	2	0	25	5	13	.385	0	0	3	5	600	4	2	6	0	8	0	2	3	1	13	6.5	11
Rivers (TOT)	3	0	36	3	10	.300	2	5	9	12	750	0	7	7	4	6	0	2	4	1	17	5.7	8
Rivers (SA)	2	0	23	2	6	.333	1	3	4	4	1000	0	3	3	6	0	1	1	1	9	4.5	8	
Reid	2	0	23	4	9	.444	0	0	1	2	500	3	3	6	1	4	0	0	2	0	9	4.5	5
Anderson	1	0	1	0	0	—	0	0	0	0	0	0	0	0	0	0	0	0	0	0	0	0.0	0
Eisley	1	0	1	0	0	—	0	0	0	0	0	0	0	0	0	0	0	0	0	0	0	0.0	0
SPURS	2	480	75	173	.434	8	22	58	74	784	35	63	98	42	50	0	17	34	8	216	108.0	112	
MAGIC	2	480	78	164	.476	13	37	52	68	765	23	54	77	48	55	1	18	27	9	221	110.5	111	

PHILADELPHIA 76ERS

Veterans Stadium • P.O. Box 26040
Philadelphia, PA 19147 • (215) 339-7600



Owner Harold Katz
Vice President David Katz
Head Coach/General Manager John Lucas
Assistant Coaches Ron Adams, Maurice Checks, Tom Thibodeau
Trainer Kevin Carroll
Director of Public Relations Joe Favorito
Home Court The Spectrum (18,168)
Radio WIP (610 AM), Jim Kozimor
Television PRISM (Cable), Jon Gurevitch, Jack McKinney
SportsChannel Philadelphia, Marc Zumoff, Steve Mix
WPHL (Ch. 17), Neil Hartman, Steve Mix



1995-96 SCHEDULE VS. SIXERS

01/21 Sunday at Philadelphia
03/02 Saturday in SAN ANTONIO

1994-95 RESULTS VS. SIXERS

DATE SITE RESULT NOTES
03/10 PHI 100-94 Spurs Robinson 33 pts. & 13 rebs.
03/16 SA 112-86 Spurs Reid 16 pts. & 7 rebs.

ALL-TIME RESULTS

76-77: SA 3-1 85-86: Tied 1-1
77-78: PHI 3-1 86-87: Tied 1-1
78-79: PHI 3-1 87-88: Tied 1-1
79-80: PHI 4-2 88-89: Tied 1-1
80-81: PHI 2-0 89-90: Tied 1-1
81-82: SA 2-0 90-91: SA 2-0
82-83: Tied 1-1 91-92: Tied 1-1
83-84: PHI 2-0 92-93: SA 2-0
84-85: Tied 1-1 93-94: SA 2-0
94-95: SA 2-0
TOTALS: SA 25-23

SPURS-SIXERS SERIES NOTES

OVERALL RECORD: 25-23 HOME: 14-10 ROAD: 11-13 OT: 1-1
CURRENT STREAK: Won 6 HOME: W 9 ROAD: W 3
SPURS BIGGEST WIN: 107-84 on 01/04/94 in San Antonio
SPURS BIGGEST LOSS: 135-102 on 01/07/81 at Philadelphia
SPURS LAST WIN AT HOME: 107-84 on 03/16/95
SPURS LAST LOSS AT HOME: 108-102 on 01/06/86
SPURS LAST WIN ON THE ROAD: 100-94 on 03/10/95
SPURS LAST LOSS ON THE ROAD: 105-92 on 03/23/92

DID YOU KNOW?

The Sixers have lost nine straight games in San Antonio, dating back to 1985-86 season, when Dr. J and Moses Malone played for Philly.....John Lucas spent a year and a half as the Spurs head coach and was the Spurs starting point guard during the 1983-84 season.

1994-1995 SIXERS VS. SPURS

PLAYER	G	GS	MIN	FIELD GOALS			3-PT. FG			FREE THROWS			REBOUNDS			PF	DQ	STL	TO	BLK	PTS	AVG	HI
				FG	FGA	PCT	FG	FGA	PCT	FT	FTA	PCT	OFF	DEF	TOT								
Barros	2	2	74	17	34	50.0	4	9	3	3	1.000	1	3	4	12	2	0	5	4	0	41	20.5	24
Weatherspoon	2	2	69	15	36	41.7	0	0	4	6	66.7	6	12	18	3	5	0	1	4	0	34	17.0	20
Abdelnaby (TOT)	2	0	34	15	23	65.2	0	0	0	2	2.000	2	4	6	0	4	0	1	3	0	30	15.0	24
Bradley	2	1	61	9	17	52.9	0	0	9	15	60.0	4	19	23	0	7	0	2	2	8	27	13.5	17
Burton	2	1	50	7	17	41.2	4	9	3	4	75.0	1	2	3	0	2	0	1	3	1	21	10.5	13
Alsten	1	0	15	3	7	42.9	0	0	2	4	50.0	2	4	6	1	1	0	2	0	3	8	8.0	8
Graham	1	0	18	4	9	44.4	0	0	0	0	0	0	1	1	1	0	0	3	0	1	8	8.0	8
Williams	2	1	48	5	15	33.3	0	0	2	3	66.7	7	8	15	2	8	0	1	3	1	12	6.0	8
Tyler	2	0	58	2	13	15.4	0	2	6	61.000	1	5	6	13	7	0	0	8	1	10	5.0	6	
Wright	2	1	34	3	11	27.3	0	0	3	4	75.0	0	2	2	1	3	0	1	0	5	9	4.5	5
Grayer	2	2	40	2	12	16.7	0	0	2	4	50.0	4	4	8	1	2	0	1	0	0	6	3.0	6
Perry	2	0	11	1	2	50.0	0	0	2	3	66.7	0	0	0	0	0	0	0	0	0	4	2.0	4
76ERS	2	480	68	173	393	8	20	36	52	692	26	60	86	34	38	0	17	24	20	180	90.0	94	
SPURS	2	480	81	173	468	12	37	38	45	844	27	74	101	57	37	0	15	26	18	212	106.0	112	

1994-1995 SPURS VS. SIXERS

PLAYER	G	GS	MIN	FIELD GOALS			3-PT. FG			FREE THROWS			REBOUNDS			PF	DQ	STL	TO	BLK	PTS	AVG	HI
				FG	FGA	PCT	FG	FGA	PCT	FT	FTA	PCT	OFF	DEF	TOT								
Robinson	2	2	68	22	38	57.9	0	1	15	17	88.2	6	17	23	6	3	0	2	4	9	59	29.5	33
Elliott	2	2	66	16	31	51.6	7	17	3	3	1.000	0	7	7	9	5	0	1	1	2	42	21.0	22
Johnson	2	2	69	10	20	50.0	0	0	10	11	90.9	0	2	2	21	2	0	4	3	0	30	15.0	23
Del Negro	2	2	65	9	23	39.1	1	4	1	2	50.0	0	3	3	3	4	0	3	1	0	20	10.0	15
Reid	2	1	39	8	11	72.7	0	0	2	4	50.0	1	7	8	1	5	0	2	2	3	18	9.0	16
Rodman	1	1	39	2	5	40.0	0	0	4	4	1.000	6	16	22	4	3	0	1	1	1	8	8.0	8
Person	2	0	46	5	14	35.7	3	12	2	2	1.000	1	5	6	1	5	0	0	1	0	15	7.5	10
Cummings	2	0	38	5	13	38.5	0	0	1	2	50.0	9	10	19	1	2	0	0	7	0	11	5.5	11
Rivers (TOT)	3	0	46	5	15	33.3	3	4	3	3	1.000	4	5	9	7	9	1	3	2	3	16	5.3	9
Rivers (SA)	2	0	28	3	10	30.0	1	2	0	0	0	3	3	6	5	3	0	2	1	3	7	3.5	9
Haley	1	0	8	1	5	20.0	0	0	0	0	0	0	3	3	0	5	0	0	0	2	2	2.0	2
Eisley (TOT)	2	1	39	1	6	16.7	0	1	1	2	50.0	1	2	3	9	4	0	1	6	1	3	1.5	3
Eisley (SA)	1	0	12	0	2	0.00	0	1	0	0	0	1	1	2	6	0	0	0	0	2	0	0.0	3
Anderson	1	0	2	0	1	0.00	0	0	0	0	0	0	0	0	0	0	0	0	0	0	0	0.0	0
SPURS	2	480	81	173	468	12	37	38	45	844	27	74	101	57	37	0	15	26	18	212	106.0	112	
76ERS	2	480	68	173	393	8	20	36	52	692	26	60	86	34	38	0	17	24	20	180	90.0	94	

PHOENIX SUNS

America West Arena • 201 E. Jefferson Street
Phoenix, AZ 85004 • (602) 379-7900



President/CEO Jerry Colangelo
Senior Executive Vice President Cotton Fitzsimmons
V.P./Director of Player Personnel Dick Van Arsdale
V.P., Administration/General Manager Bryan Colangelo
Head Coach Paul Westphal
Assistant Coaches Paul Silas, Donn Nelson
Trainer Joe Proski
Media Relations Director Julie Fie
Home Court America West Arena (19,023)
Radio KTAR (620 AM), Al McCoy, Cotton Fitzsimmons
Television KUTP (Ch. 45), Al McCoy, Cotton Fitzsimmons
ASPN, PPV, Gary Bender, Keith Erickson



1995-96 SCHEDULE VS. SUNS

12/02 Saturday in SAN ANTONIO
12/25 Monday at Phoenix
03/31 Sunday in SAN ANTONIO
04/02 Tuesday at Phoenix

83-84: PHO 5-0 92-93: PHO 3-1
84-85: SA 4-1 93-94: PHO 3-1
94-95: Tied 2-2
TOTALS: PHO 45-37

1994-95 RESULTS VS. SUNS

DATE SITE RESULT NOTES
11/26 PHO 111-108 Suns Manning 32 pts.
02/22 SA 105-100 Spurs Elliott 7 of final 8 pts.
04/02 SA 109-106 Spurs Elliott 30 pts.
35,888 in Dome
04/12 PHO 115-111 Suns Spurs win-less in America West

ALL-TIME RESULTS

76-77: SA 3-1 85-86: PHO 3-2
77-78: Tied 2-2 86-87: SA 3-2
78-79: PHO 3-1 87-88: SA 3-2
79-80: Tied 1-1 88-89: PHO 3-1
80-81: PHO 3-2 89-90: SA 4-0
81-82: PHO 4-1 90-91: SA 3-1
82-83: PHO 3-2 91-92: SA 3-1

SPURS-SUNS SERIES NOTES

OVERALL RECORD: 37-45 HOME: 26-16 ROAD: 11-29 OT: 3-2
CURRENT STREAK: Lost 1 HOME: W 2 ROAD: L 8
SPURS BIGGEST WIN: 114-84 on 11/05/80 in San Antonio
SPURS BIGGEST LOSS: 137-91 on 04/15/80 at Phoenix
SPURS LAST WIN AT HOME: 109-106 on 04/02/95
SPURS LAST LOSS AT HOME: 96-94 on 04/16/94
SPURS LAST WIN ON THE ROAD: 109-101 on 04/11/91
SPURS LAST LOSS ON THE ROAD: 115-111 on 04/12/95

DID YOU KNOW?

The Spurs have yet to win a game in the America West Arena, going 0-4 in the regular season and 0-3 in the playoffs in the two-year-old arena...Suns Senior Executive Vice President Cotton Fitzsimmons was the Spurs head coach from 1984-86...Danny Manning's father Ed Manning is a scout with the Spurs.

1994-1995 SUNS VS. SPURS

PLAYER	G	GS	MIN	FIELD GOALS			3-PT FG			FREE THROWS			REBOUNDS			PF	DQ	STL	TO	BLK	PTS	AVG	HI
				FG	FGA	PCT	FG	FGA	PCT	FT	FTA	PCT	OFF	DEF	TOT								
Manning	1	1	41	14	23	60.9	1	2	3	33.000	1	6	7	1	3	0	2	4	1	32	32.0	32	
Barkley	4	3	155	41	92	44.6	8	16	24	37.649	13	31	44	14	18	2	8	5	1	114	28.5	45	
Majerle	4	3	171	22	57	38.6	10	27	4	44.000	3	16	19	21	10	0	4	7	2	58	14.5	21	
Johnson	2	2	109	17	32	53.1	0	1	7	8.875	3	6	9	33	5	0	2	10	3	41	13.7	16	
Tisdale	3	1	51	16	29	55.2	0	0	3	4.750	4	8	12	1	7	0	1	0	1	35	11.7	16	
Green	4	3	124	16	35	45.7	0	3	7	10.700	13	21	34	6	10	0	3	4	4	39	9.8	17	
Perry	4	3	101	16	25	64.0	0	0	5	8.833	2	5	7	24	7	0	6	4	0	37	9.3	16	
Person	3	2	59	10	25	40.0	3	8	4	5.800	6	5	11	2	6	0	1	0	1	27	9.0	19	
Dumas	1	0	18	3	8	37.5	0	0	1	2.500	4	1	5	0	1	0	0	1	1	7	7.0	7	
Ainge	4	0	65	6	14	42.9	5	12	3	31.000	0	5	5	12	14	0	1	5	0	20	5.0	13	
Kleine	4	2	40	7	14	50.0	0	0	0	0	—	3	5	8	0	12	0	1	1	0	14	3.5	6
Schayes	3	0	24	4	8	50.0	0	0	0	0	—	2	5	7	1	6	0	0	2	2	8	2.7	8
Ruffin	1	0	2	0	1	0.00	0	1	0	0	—	0	0	0	0	0	0	0	0	0	0	0	0
SUNS	4	960	172	363	.474	27	70	61	82	.744	54	114	168	115	99	2	29	44	16	432	108.0	115	
SPURS	4	960	163	335	.487	29	74	78	101	.772	43	126	169	98	87	0	23	57	15	433	108.3	111	

1994-1995 SPURS VS. SUNS

PLAYER	G	GS	MIN	FIELD GOALS			3-PT FG			FREE THROWS			REBOUNDS			PF	DQ	STL	TO	BLK	PTS	AVG	HI
				FG	FGA	PCT	FG	FGA	PCT	FT	FTA	PCT	OFF	DEF	TOT								
Robinson	4	4	145	38	76	50.0	1	1	30	37.811	17	25	42	16	16	0	3	14	5	107	26.8	34	
Elliott	4	3	149	31	60	51.7	8	23	19	26.731	0	18	16	5	11	0	4	9	0	89	22.3	30	
Person	4	0	107	22	46	47.8	12	29	2	3.667	6	6	12	6	9	0	1	1	1	58	14.5	15	
Johnson	4	4	162	22	48	45.8	0	1	4	7.571	2	11	13	35	9	0	4	14	1	48	12.0	19	
Del Negro	4	4	127	16	42	38.1	5	14	5	6.833	1	10	11	12	7	0	7	2	2	42	10.5	21	
Reid	4	1	74	12	18	66.7	0	0	10	12.833	3	14	17	4	13	0	1	3	3	34	8.5	12	
Cummings	3	2	74	12	21	57.1	0	0	1	11.000	6	16	22	3	9	0	2	2	1	25	8.3	10	
Rodman	1	1	44	3	4	75.0	0	0	1	2.500	5	19	24	3	5	0	0	1	2	7	7.0	7	
Rivers	3	0	46	7	16	43.8	3	6	3	31.000	0	5	5	11	6	0	3	4	0	29	6.7	9	
Malone	1	0	21	0	2	0.00	0	0	3	4.750	3	2	5	2	0	0	0	3	0	3	3.0	3	
Easley	1	0	35	2	6	33.3	0	2	0	0	—	0	2	2	3	5	0	3	4	0	4	1.3	2
Anderson	1	0	4	0	1	0.00	0	0	0	0	—	0	0	0	0	1	0	0	0	0	0	0	
Nwusu	2	0	4	0	0	0	0	0	0	0	—	0	1	1	1	1	0	0	0	0	0	0	
Whitney	1	0	3	0	1	0.00	0	0	0	0	—	0	1	1	0	0	0	0	1	0	0	0	
SPURS	4	960	163	335	.487	29	74	78	101	.772	43	126	169	98	87	0	23	57	15	433	108.3	111	
SUNS	4	960	172	363	.474	27	70	61	82	.744	54	114	168	115	99	2	29	44	16	432	108.0	115	

PORTLAND TRAIL BLAZERS

One Center Court, Suite 200 • Portland, Oregon 97227
(503) 234-9291



Chairman Paul Allen
Vice Chairman Bert Kolde
President, Blazers Basketball Bob Whitsitt
President, Blazers Business Affairs Marshall Glickman
Head Coach P.J. Carlesimo
Assistant Coaches Rick Carlisle, Johnny Davis, Dick Harter
Trainer Jay Jensen
Director of Sports Communications John Christensen
Home Court The Rose Garden (21,500)
Radio KEX (1190 AM), Eddie Doucette, Mike Rice
Television KGW (Ch. 8), Bill Schonely, Steve Jones



1995-96 SCHEDULE VS. TRAIL BLAZERS

12/19 Tuesday in SAN ANTONIO
01/26 Friday in SAN ANTONIO
02/20 Tuesday at Portland
04/15 Monday at Portland

82-83: SA 3-2 Tied 2-2
83-84: POR 4-1 82-93: Tied 2-2
84-85: POR 3-2 93-94: SA 3-1
94-95: SA 3-1
TOTALS: POR 46-35

1994-95 RESULTS VS. TRAIL BLAZERS

DATE SITE RESULT NOTES
11/23 SA 110-105 Spurs Robinson 36 pts. & 18 rebs
12/02 POR 95-91 Spurs Elliott 22 second-half pts.
02/01 POR 111-107 Spurs Robinson 34 pts.
04/11 SA 91-71 Blazers Spurs end 15-game win streak

SPURS-BLAZERS SERIES NOTES

OVERALL RECORD: 35-46 HOME: 25-16 ROAD: 10-30 OT: 3-3
CURRENT STREAK: Lost 1 HOME: L 1 ROAD: W 3
SPURS BIGGEST WIN: 26 points: 11/06/91 & 02/06/81
SPURS BIGGEST LOSS: 37 points: 02/04/89 & 01/09/81
SPURS LAST WIN AT HOME: 110-105 on 11/23/94
SPURS LAST LOSS AT HOME: 91-71 on 04/11/95
SPURS LAST WIN ON THE ROAD: 111-107 on 02/01/95
SPURS LAST LOSS ON THE ROAD: 104-96 on 02/26/94

ALL-TIME RESULTS

76-77: Tied 2-2 85-86: SA 4-1
77-78: Tied 2-2 86-87: POR 4-1
78-79: POR 2-1 87-88: POR 5-0
79-80: Tied 1-1 88-89: POR 4-0
80-81: SA 3-2 89-90: POR 3-1
81-82: POR 3-2 90-91: Tied 2-2

DID YOU KNOW?

Rod Strickland spent two-and-a-half seasons with the Spurs before signing with the Blazers on 7/03/92...during that time he averaged 13.9 points and 8.2 assists in 146 games.

1994-1995 TRAIL BLAZERS VS. SPURS

PLAYER	G	GS	MIN	FIELD GOALS			3-PT. FG		FREE THROWS			REBOUNDS			PF	DQ	STL	TO	BLK	PTS	AVG	HI	
				FG	FGA	PCT	FG	FGA	FT	FTA	PCT	OFF	DEF	TOT									AST
C. Robinson	4	4	142	32	80	40.0	9	25	20	27	74.1	5	13	18	13	13	0	8	6	5	93	23.3	30
Drexler	3	3	116	18	51	35.3	6	19	8	8	1,000	5	10	15	17	9	0	8	5	2	50	16.7	18
Strickland	2	2	58	14	24	58.3	0	1	4	5	800	0	8	8	15	6	0	2	4	0	32	16.0	34
Thorpe (TOT)	5	4	175	29	53	54.7	0	0	12	16	750	18	34	52	13	12	0	9	3	70	14.0	19	
Thorpe (POR)	1	0	30	7	14	50.0	0	0	2	2	1,000	4	6	10	3	3	0	0	3	0	16	16.0	27
Grant	4	0	104	18	36	50.0	0	0	2	4	500	6	14	20	1	13	0	5	2	3	38	9.5	14
J. Robinson	4	2	85	15	31	48.4	2	8	4	5	800	2	9	11	10	9	0	11	0	36	9.0	19	
Williams	4	4	125	16	30	53.3	0	0	4	6	667	12	25	37	9	16	0	2	5	3	36	9.0	16
Porter	1	0	26	3	5	60.0	1	2	1	2	500	0	4	4	5	1	0	1	1	0	8	8.0	8
Bryant	3	0	38	10	14	71.4	0	1	3	4	750	4	1	5	1	6	0	1	4	0	23	7.7	15
Kersey	2	0	41	5	18	27.8	0	1	5	5,000	4	8	12	1	6	0	3	0	2	15	7.5	9	
Dudley	4	4	86	9	24	37.5	0	0	2	7	286	10	19	29	1	20	1	1	1	7	20	5.0	6
Henson	2	0	32	4	9	44.4	2	6	0	0	—	0	4	4	9	5	0	1	6	0	10	5.0	10
Murray	2	0	21	3	11	27.3	0	3	4	4,000	1	2	3	0	2	0	0	0	0	10	5.0	6	
Edwards	3	0	38	3	10	30.0	0	0	1	4	250	3	6	9	1	8	0	0	1	1	7	2.3	5
McKie	1	1	18	0	7	0.0	0	0	0	0	—	0	1	1	1	2	0	1	1	0	0	0.0	0
Trail Blazers	4	960	157	364	431	29	66	60	83	723	56	130	186	87	119	1	33	50	23	394	98.5	107	
SPURS	4	960	129	293	440	14	48	115	148	777	34	136	170	61	88	2	25	56	16	387	96.8	111	

1994-1995 SPURS VS TRAIL BLAZERS

PLAYER	G	GS	MIN	FIELD GOALS			3-PT. FG		FREE THROWS			REBOUNDS			PF	DQ	STL	TO	BLK	PTS	AVG	HI	
				FG	FGA	PCT	FG	FGA	FT	FTA	PCT	OFF	DEF	TOT									AST
Robinson	4	4	158	37	74	50.0	0	1	49	58	84.5	9	38	47	6	11	0	4	7	9	123	30.8	36
Elliott	4	4	138	28	59	47.5	6	12	23	26	88.5	1	8	9	8	11	0	4	7	0	85	21.3	31
Johnson	4	4	160	18	34	52.9	0	1	6	11	54.5	2	9	11	23	5	0	6	11	1	42	10.5	14
Rodman	1	1	38	4	6	66.7	0	0	2	2	1,000	5	14	19	3	4	0	0	1	0	10	10.0	10
Reid	4	2	104	8	18	44.4	0	0	15	17	88.2	2	18	20	1	13	1	1	9	4	31	7.8	16
Person	4	0	110	11	34	32.4	5	20	3	6	500	2	15	17	4	11	0	0	8	0	30	7.5	15
Anderson	3	1	41	7	15	46.7	1	2	5	6	83.3	3	7	10	3	4	0	4	2	1	20	6.7	14
Cummings	3	1	56	5	15	33.3	0	0	7	12	58.3	7	11	18	0	8	0	0	3	0	17	5.7	7
Del Negro	3	3	86	6	21	28.6	0	7	0	0	—	1	5	6	9	6	0	4	6	0	12	4.0	8
Haley	1	0	5	1	1	100.0	0	0	2	4	500	0	1	1	0	1	0	0	0	0	4	4.0	4
Rivers	2	0	24	1	8	12.5	1	3	3	6	500	0	4	4	1	8	1	0	1	1	6	3.0	5
Easley	2	0	14	1	1	100.0	1	1	0	0	—	1	1	2	1	4	0	0	0	0	3	1.5	3
Malone	2	0	13	1	3	33.3	0	0	0	0	—	1	0	1	1	0	0	0	0	2	1.0	2	
Whitney	2	0	11	1	2	50.0	0	1	0	0	—	0	0	0	1	0	2	0	0	2	1.0	2	
Nwosu	2	0	11	0	2	0.0	0	0	0	0	—	0	6	6	1	4	9	0	1	0	0	0.0	0
SPURS	4	960	129	293	440	14	48	115	148	777	34	136	170	61	88	2	25	56	16	387	96.8	111	
Trail Blazers	4	960	167	364	431	20	66	60	83	723	56	130	186	87	119	1	33	50	23	394	98.5	107	

SACRAMENTO KINGS

ARCO Arena • One Sports Parkway
Sacramento, CA 95834 • (916) 928-0000



Managing General Partner Jim Thomas
President Rick Benner
Vice President, Basketball Operations Geoff Petrie
Head Coach Garry St. Jean
Assistant Coaches Eddie Jordan, Mike Bratz, Wayne Cooper
Trainer Bill Jones
Director of Media Relations Travis Stanley
Home Court ARCO Arena (17,317)
Radio KHTK (1140 AM), Gary Gerould, Tim Roye
Television KPWB (Ch. 31), Gary Gerould, Derrek Dickey



1995-96 SCHEDULE VS. KINGS

12/16 Saturday in SAN ANTONIO
01/31 SAC 97-96 Spurs
02/23 Friday at Sacramento
04/03 Wednesday in SAN ANTONIO

84-85: SA 4-2 93-94: SA 3-1
94-95: SA 4-0
TOTALS: SA 56-34

1994-95 RESULTS VS. KINGS

DATE SITE RESULT NOTES
02/04 SA 97-96 Spurs Redman hip-in for win
04/06 SAC 96-94 Spurs Robinson 34 pts. & 4 blks.
04/14 SA 98-88 Spurs Person hits buzzer heater for win
Robinson 32 pts. & 16 reb.

SPURS-KINGS SERIES NOTES

OVERALL RECORD: 56-34 HOME: 34-11 ROAD: 22-23 OT: 4-0
CURRENT STREAK: Won 7 HOME: W 4 ROAD: W 3
SPURS BIGGEST WIN: 140-108 on 12/30/87 in San Antonio
SPURS BIGGEST LOSS: 130-102 on 10/29/76 in Kansas City
SPURS LAST WIN AT HOME: 98-88 on 04/14/95
SPURS LAST LOSS AT HOME: 100-93 on 04/16/93
SPURS LAST WIN ON THE ROAD: 96-94 on 04/05/95
SPURS LAST LOSS ON THE ROAD: 93-91 on 11/12/93

ALL-TIME RESULTS

76-77: SA 3-1 85-86: SAC 5-1
77-78: SA 4-0 86-87: Tied 3-3
78-79: SA 3-1 87-88: Tied 3-3
79-80: Tied 1-1 88-89: Tied 2-2
80-81: SA 4-2 89-90: SA 4-0
81-82: SA 5-1 90-91: SA 3-1
82-83: Tied 3-3 91-92: SA 3-1
83-84: KC 5-1 92-93: Tied 2-2

DID YOU KNOW?

Dale Ellis, at the time with the Spurs, became the first player in NBA history to make 1,000 three-point field goals when he connected with 7-11 left in the third quarter against the Kings on 3/19/94...The Kings have lost 13 of the their last 14 games in San Antonio...Vinny Del Negro played his first two NBA seasons in Sacramento.

1994-1995 KINGS VS. SPURS

PLAYER	G	GS	MIN	FIELD GOALS			3-PT. FG		FREE THROWS			REBOUNDS			PF	DQ	STL	TO	BLK	PTS	AVG	HI	
				FG	FGA	PCT	FG	FGA	FT	FTA	PCT	OFF	DEF	TOT									AST
Richmond	4	4	167	38	84	.452	10	22	12	17	706	2	10	12	15	13	1	2	11	1	98	24.5	33
Abdelnaby	2	0	34	15	23	.652	0	0	0	2	000	2	4	6	0	4	0	1	3	0	30	15.0	24
Grant	4	4	120	22	38	.579	0	0	11	20	550	11	18	29	4	18	0	2	4	5	55	13.8	22
Webb	4	4	140	15	39	.385	2	10	13	15	867	1	10	11	30	0	0	6	9	0	45	11.3	13
Polynice	4	4	132	18	33	.545	0	0	4	14	286	9	27	36	0	16	0	2	2	1	40	10.0	16
Williams	4	4	112	14	36	.389	3	10	9	12	750	3	9	12	8	12	0	5	9	3	40	10.0	18
Hurley	2	0	28	3	5	.600	2	2	2	4	1,000	0	3	3	8	2	0	0	3	0	12	6.0	10
Simmons	3	0	81	6	20	.300	0	2	4	6	667	3	12	15	4	6	0	1	5	0	16	5.3	10
M. Smith	4	0	78	8	21	.381	0	0	5	14	357	0	18	27	4	14	0	1	7	2	21	5.3	9
Brown	3	0	46	6	12	.500	0	2	2	5	400	2	5	7	6	7	0	5	3	0	14	4.7	9
Lee	2	0	2	1	1	1.000	1	1	0	0	0	—	0	0	0	0	0	0	0	0	3	1.5	3
Causwell	2	0	18	0	2	0.000	0	0	0	0	0	—	0	4	4	0	7	0	0	0	4	0.0	0
Turner	2	0	2	0	0	—	0	0	0	0	0	—	1	0	1	0	0	0	0	0	0	0.0	0
KINGS	4		860	146	314	.465	18	49	64	109	587	43	120	163	79	106	1	25	56	16	374	93.5	96
SPURS	4		960	139	313	.444	18	49	92	133	692	62	131	193	79	100	0	31	52	23	388	97.0	98

1994-1995 SPURS VS. KINGS

PLAYER	G	GS	MIN	FIELD GOALS			3-PT. FG		FREE THROWS			REBOUNDS			PF	DQ	STL	TO	BLK	PTS	AVG	HI	
				FG	FGA	PCT	FG	FGA	FT	FTA	PCT	OFF	DEF	TOT									AST
Robinson	4	4	162	40	87	.460	1	2	37	51	725	15	31	46	12	11	0	9	13	15	118	29.5	34
Elliott	1	4	150	20	52	.385	7	18	19	35	760	7	7	14	5	15	0	2	12	3	66	16.5	19
Johnson	4	4	153	19	31	.613	0	0	12	16	750	3	13	16	26	5	0	4	8	0	60	12.5	16
Perron	4	0	75	13	28	.464	0	16	0	1	006	3	4	7	4	10	0	2	2	0	32	8.0	16
Reid	4	0	62	12	18	.667	0	0	8	12	667	6	11	17	3	8	0	2	2	2	32	8.0	12
Del Negro	4	4	108	13	36	.361	1	3	2	2	1,000	1	5	6	10	12	0	2	2	0	29	7.3	12
Cummings	4	2	63	11	28	.393	0	0	3	6	500	5	19	24	6	10	0	3	1	1	25	6.3	11
Robison	3	2	95	7	14	.500	0	0	4	8	500	20	38	56	4	8	0	2	5	2	18	6.0	6
Rivers	4	0	89	4	16	.250	3	10	5	8	825	1	4	5	7	17	0	5	0	0	16	4.0	5
Nwosu	1	0	1	0	0	—	0	0	2	2	1,000	0	0	0	0	0	0	0	0	0	2	2.0	2
Anderson	4	0	21	0	3	.000	0	0	0	0	2	0	1	1	2	2	4	0	0	0	0	0.0	0
Easley	1	0	5	0	3	.000	0	1	0	0	0	—	0	1	1	3	0	0	0	0	0	0.0	0
Haley	1	0	1	0	0	—	0	0	0	0	0	—	0	0	0	0	0	0	0	0	0	0.0	0
SPURS	4		960	139	313	.444	18	49	92	133	692	62	131	193	79	100	0	31	52	23	388	97.0	98
KINGS	4		960	146	314	.465	18	49	64	109	587	43	120	163	79	106	1	25	56	16	374	93.5	96

SEATTLE SUPERSONICS

190 Queen Anne Avenue North • Suite 200
Seattle, WA 98109 • (206) 281-5800



Chairman of the Board Barry Ackerley
President/General Manager Wally Walker
Full House Sports & Entertainment President John Dresel
Head Coach George Karl
Assistant Coaches Dwayne Casey, Terry Stotta, Bob Weiss
Trainer Frank Furtado
Director of Media Relations Chori White
Home Court Key Arena (17,100)
Radio KJR (950 AM), Kevin Calabro, TBA
Television KSTW (Ch. 11), Prime Sports, Kevin Calabro, TBA

1995-96 SCHEDULE VS. SUPERSONICS

11/24 Friday at Seattle
12/13 Wednesday in SAN ANTONIO
03/10 Sunday at Seattle
04/13 Saturday in SAN ANTONIO

1994-95 RESULTS VS. SUPERSONICS

DATE SITE RESULT NOTES
11/25 SA 114-94 Sonics Spurs season-low 38.3% FGs
11/30 SEA 109-100 Sonics Robinson 42 pts. (15-20 FG)
02/07 SEA 106-103 Sonics Rodman 27 rebs.
03/20 SA 104-96 Spurs Reid 13 pts. & 11 rebs.

ALL-TIME RESULTS

76-77: SA 3-1 85-86: SEA 3-2
77-78: Tied 2-2 86-87: SEA 4-1
78-79: Tied 2-2 87-88: SA 3-2
79-80: Tied 1-1 88-89: SEA 4-0
80-81: SA 3-2 89-90: SA 3-1
81-82: SA 4-1 90-91: SA 3-1
82-83: SEA 4-1 91-92: SA 3-1
83-84: SEA 3-2 92-93: SA 3-1

84-85: SA 4-1 93-94: SEA 4-0
94-95: Tied 2-2
TOTALS: SA 42-40

SPURS-SONICS SERIES NOTES

OVERALL RECORD: 42-40 HOME: 30-11 ROAD: 12-29 OT: 5-2
CURRENT STREAK: Won 2 HOME: W 1 ROAD: W 1
SPURS BIGGEST WIN: 138-114 on 11/09/76 in San Antonio
SPURS BIGGEST LOSS: 111-92 on 02/20/76 at Seattle
SPURS LAST WIN AT HOME: 104-96 on 03/20/95
SPURS LAST LOSS AT HOME: 114-94 on 11/25/94
SPURS LAST WIN ON THE ROAD: 106-103 on 02/07/95
SPURS LAST LOSS ON THE ROAD: 109-100 on 11/30/94

DID YOU KNOW?

The Sonics were the first road team to score 100+ points in the Alamedaome when they defeated the Spurs 109-107 on 12/8/93... That was also the first overtime game in the Alamedaome... Before that victory, the Sonics had lost eight straight games in San Antonio... Avery Johnson started his NBA career in Seattle, playing for the Sonics in 1988-89 & 1989-90

1994-1995 SUPERSONICS VS. SPURS

PLAYER	G	GS	MIN	FIELD GOALS			3-PT. FG			FREE THROWS			REBOUNDS			PF	DQ	STL	TO	BLK	PTS	AVG	HI
				FG	FGA	PCT	FG	FGA	FT	FTA	PCT	OFF	DEF	TOT	AST								
Kemp	4	4	124	25	55	.455	1	1	17	22	.773	11	25	36	6	19	1	2	11	6	68	17.0	23
Schrempf	4	4	150	24	52	.462	1	9	19	25	.760	6	29	35	15	16	0	4	8	3	68	17.0	21
Gill	4	3	120	26	50	.520	5	5	8	12	.667	6	15	21	12	14	0	12	6	1	65	16.3	34
Payton	4	4	151	27	63	.429	0	10	10	13	.769	6	8	14	29	13	0	3	10	0	64	16.0	21
Perkins	4	1	121	21	40	.525	9	19	9	10	.900	1	18	19	4	11	0	2	5	2	60	15.0	21
Askew	4	0	96	16	25	.640	1	3	6	12	.500	4	7	11	13	8	0	0	3	0	39	9.8	12
Marciniunas	2	0	30	8	11	.727	0	0	0	1	.000	1	1	2	4	2	0	2	4	0	16	8.0	8
McMillan	4	1	107	14	26	.538	1	6	2	21	.000	2	11	13	13	12	0	7	4	1	31	7.8	13
Cartwright	1	1	20	1	2	.500	0	0	2	21	.000	0	3	3	1	3	0	0	0	0	4	4.0	4
Wingfield	1	0	3	1	3	.333	0	1	0	0	—	0	1	1	0	1	0	0	0	0	2	2.0	2
Johnson	4	2	35	2	4	.500	0	0	1	2	.500	3	3	6	0	10	0	1	1	1	5	1.3	2
Houston	1	0	3	0	1	.000	0	0	0	2	.000	1	0	1	0	1	0	0	0	0	0	0.0	0
SUPERSONICS	4	960	165	332	497	18	54	74	103	.718	41	121	162	97	113	1	34	54	14	422	105.5	114	
SPURS	4	960	142	332	428	22	66	98	136	.721	63	120	183	80	98	0	24	60	27	404	101.0	106	

1994-1995 SPURS VS. SUPERSONICS

PLAYER	G	GS	MIN	FIELD GOALS			3-PT. FG			FREE THROWS			REBOUNDS			PF	DQ	STL	TO	BLK	PTS	AVG	HI
				FG	FGA	PCT	FG	FGA	FT	FTA	PCT	OFF	DEF	TOT	AST								
Robinson	4	4	174	44	84	.524	0	3	29	35	.829	14	24	38	9	13	0	6	9	18	117	29.3	42
Elliott	4	4	150	23	57	.404	7	21	21	29	.724	2	16	18	17	14	0	2	6	2	74	18.5	27
Rodman	1	1	39	3	8	.375	0	0	7	8	.875	11	16	27	3	3	0	0	4	0	13	13.0	13
Del Negro	4	3	125	18	45	.400	7	13	5	9	.556	4	10	14	5	13	0	3	2	1	48	12.0	19
Johnson	4	4	156	18	41	.439	1	4	7	14	.500	3	12	15	25	8	0	3	15	0	44	11.0	14
Reid	4	2	105	11	22	.500	0	0	14	20	.700	15	16	31	5	15	0	3	8	1	36	9.0	13
Cummings	2	1	28	7	12	.583	0	0	3	4	.750	3	4	7	2	3	0	0	1	1	17	8.5	13
Person	4	0	93	12	37	.324	4	17	3	4	.750	7	11	18	3	13	0	4	3	1	31	7.8	14
Rivers	2	0	26	2	9	.222	2	6	4	41	.000	0	2	2	8	5	0	1	1	1	10	5.0	8
Nwosu	2	0	17	2	4	.500	0	0	3	31	.000	0	0	0	0	0	0	2	1	0	7	3.5	5
Anderson	1	1	19	1	7	.143	0	0	0	0	—	2	3	5	2	3	0	1	2	1	2	2.0	2
Whitney	2	0	13	1	3	.333	1	2	0	0	—	1	1	2	1	3	0	0	1	0	3	1.5	3
Crowder	1	0	6	0	1	.000	0	0	1	4	.250	0	1	1	0	0	0	0	0	0	0	1.0	1
Haley	1	0	5	0	0	—	0	0	1	2	.500	0	1	1	0	2	0	1	1	0	1	1.0	1
Malone	1	0	4	0	2	.000	0	0	0	0	—	1	3	4	0	0	0	0	2	0	0	0.0	0
SPURS	4	960	142	332	428	22	66	98	136	.721	63	120	183	80	98	0	24	60	27	404	101.0	106	
SONICS	4	960	165	332	497	18	54	74	103	.718	41	121	162	97	113	1	34	54	14	422	105.5	114	

UTAH JAZZ

Delta Center • 301 West S. Temple
Salt Lake City, UT 84101 • (801) 325-2500



Owner Larry H. Miller
Chief Operating Officer Robert D. Frank
General Manager R. Tim Howells
President Frank Layden
Head Coach Jerry Sloan
Assistant Coaches Phil Johnson, Gordon Chiesa, David Fredman
Trainer Mike Shimensky
Director of Media Services Kim Turner
Home Court Delta Center (19,911)
Radio KISN (570 AM) Rod Hundley, Ron Boone
Television KJZZ (Ch. 14)/Prime Sports Network, Rod Hundley, Ron Boone



1995-96 SCHEDULE VS. JAZZ

01/03	Wednesday	at SAN ANTONIO
01/12	Friday	at Utah
02/13	Tuesday	at SAN ANTONIO
04/08	Monday	at Utah

82-83:	SA 5-1	91-92:	UT 4-1
83-84:	SA 4-2	92-93:	Tied 3-3
84-85:	UT 5-1	93-94:	UT 5-0
		94-95:	SA 3-2
			TOTALS: UT 52-47

1994-95 RESULTS VS. JAZZ

DATE	SITE	RESULT	NOTES
11/09	SA	109-101 Spurs	13 ties, 10 lead changes
12/08	SA	117-114 (2OT) Jazz	Three Spurs score 20+
01/05	UT	104-103 Spurs	Robinson 25 pts.
02/14	SA	112-96 Spurs	Robinson 29 pts. & 9 reb.
02/16	UT	120-113 Jazz	Malone 34 pts.

ALL-TIME RESULTS

76-77:	SA 3-1	85-86:	UT 4-2
77-78:	SA 3-1	86-87:	UT 4-2
78-79:	Tied 2-2	87-88:	Tied 3-3
79-80:	Tied 1-1	88-89:	UT 5-1
80-81:	SA 5-1	89-90:	SA 3-2
81-82:	Tied 3-3	90-91:	UT 3-2

SPURS-JAZZ SERIES NOTES

OVERALL RECORD: 47-52 HOME: 36-14 ROAD: 11-38 OT: 0-3
CURRENT STREAK: Lost 1 HOME: W 1 ROAD: L 1
SPURS BIGGEST WIN: 122-94 on 03/28/79 in San Antonio
SPURS BIGGEST LOSS: 144-114 on 12/13/79 at Salt Lake
SPURS LAST WIN AT HOME: 112-96 on 02/14/95
SPURS LAST LOSS AT HOME: 117-114 on 12/08/94
SPURS LAST WIN ON THE ROAD: 104-103 on 01/05/95
SPURS LAST LOSS ON THE ROAD: 120-113 on 02/16/95

DID YOU KNOW?

The Spurs have lost 22 of their last 24, and 29 of their last 32 regular season games in Salt Lake City...The Spurs snapped a seven-game losing streak in Salt Lake with a 104-103 win on 1/5/95...The Jazz beat the Spurs 4-1 in the First Round of the 1994 Playoffs - it was the first time that the two teams had met in the post-season.

1994-1995 JAZZ VS. SPURS

PLAYER	G	GS	MIN	FIELD GOALS			3-PT	FREE THROWS			REBOUNDS			PF	DQ	STL	TO	BLK	PTS	AVG	HI		
				FG	FGA	PCT		FG	FGA	FT	FTA	PCT	OFF									DEF	TOT
Malone	5	5	212	54	106	.509	0	1	30	36	833	8	54	62	14	23	0	12	18	3	138	27.6	34
Hornacek	5	5	187	26	62	.419	5	14	33	38	868	5	10	15	31	17	0	4	9	2	90	18.0	26
Stockton	5	5	190	29	57	.509	6	16	16	21	762	7	11	18	59	20	1	8	14	0	80	16.0	19
Spencer	3	3	94	14	30	.467	0	0	11	18	611	7	14	21	1	16	1	1	6	4	39	13.0	15
Benson	4	4	110	20	34	.588	3	6	7	10	700	6	9	15	5	15	0	1	3	0	50	12.5	24
Bond	1	0	22	3	10	.300	2	8	4	4	1000	0	3	3	2	1	0	0	0	0	12	12.0	12
Edwards (TOT)	3	0	58	9	19	.474	1	6	6	8	750	1	8	9	4	5	0	3	6	0	25	8.3	11
Edwards (UTA)	2	0	44	7	15	.467	0	4	6	8	750	1	6	7	1	3	0	2	5	0	20	10.0	22
Carr	3	0	25	7	14	.500	1	1	2	2	1000	0	4	0	15	1	1	1	1	2	17	5.7	10
Russell	4	1	80	8	18	.444	1	3	5	8	625	2	7	9	4	4	0	3	0	2	22	5.5	13
Chambers	5	0	76	10	26	.385	0	0	6	6	1000	3	6	9	2	15	0	2	3	1	26	5.2	10
Keselo	5	0	69	9	16	.563	0	0	2	0	333	6	13	19	1	9	0	2	5	1	20	4.0	6
Donaldson	2	2	42	2	4	.500	0	0	1	2	500	1	3	4	0	6	0	1	1	3	5	2.5	4
Crotty	6	0	51	3	9	.333	0	0	6	8	750	1	2	3	11	3	0	1	2	0	12	2.0	4
Watson	3	0	32	3	7	.429	0	0	0	1	000	0	6	6	1	11	0	0	2	0	6	2.0	4
Humphries	2	0	16	0	2	.000	0	0	0	0	0	0	1	2	0	5	0	0	2	0	0	0.0	0
JAZZ	5		1250	195	410	.476	18	53	129	168	768	48	149	197	132	161	3	38	71	18	537	107.4	120
SPURS	5		1250	180	386	.466	37	83	155	208	745	56	160	216	92	133	2	38	72	24	552	110.4	114

1994-1995 SPURS VS. JAZZ

PLAYER	G	GS	MIN	FIELD GOALS			3-PT	FREE THROWS			REBOUNDS			PF	DQ	STL	TO	BLK	PTS	AVG	HI		
				FG	FGA	PCT		FG	FGA	FT	FTA	PCT	OFF									DEF	TOT
Robinson	5	5	212	34	72	.472	1	1	46	62	742	15	42	57	8	19	0	9	17	11	115	23.0	30
Elliot	5	5	187	31	60	.517	13	26	32	35	914	8	16	19	12	11	0	5	8	6	107	21.4	24
Johnson	5	5	197	33	64	.516	0	1	19	31	613	3	8	11	32	14	0	10	11	1	85	17.0	21
Del Negro	5	4	159	24	48	.500	3	6	16	23	696	3	15	16	12	16	0	1	4	0	67	13.4	25
Person	5	0	130	21	53	.396	15	38	19	13	769	5	15	20	5	11	0	3	7	3	67	13.4	15
Reid	5	3	90	14	26	.538	0	0	13	19	684	5	14	19	5	11	0	1	6	0	41	8.2	12
Rodman	2	2	97	7	10	.700	0	0	9	12	750	14	38	4	13	0	0	8	1	29	7.7	13	
Rivers (TOT)	3	0	42	5	14	.357	5	8	4	4	1000	0	2	4	7	0	3	4	1	19	6.3	14	
Cunningham	5	0	83	9	29	.310	0	0	4	7	571	7	12	19	3	15	1	6	5	2	22	4.4	17
Anderson	1	1	32	1	7	.143	0	2	2	2	1000	0	1	1	4	4	0	1	1	1	4	4.0	4
Easley	2	0	27	1	5	.200	1	1	0	2	000	1	1	2	5	7	0	0	1	0	3	1.5	3
Nwosu	2	0	7	1	11	.090	0	0	0	0	0	0	1	1	0	0	0	0	0	0	2	1.0	2
Malone	1	0	7	0	1	.000	0	0	0	0	0	0	0	3	3	0	2	0	0	0	0	0.0	0
Whitney	1	0	7	0	1	.000	0	1	0	0	0	0	1	0	1	3	0	0	0	0	0	0.0	0
SPURS	5		1250	180	386	.466	37	83	155	208	745	56	160	216	92	133	2	38	72	24	552	110.4	114
JAZZ	5		1250	195	410	.476	18	53	129	168	768	48	149	197	132	161	3	38	71	18	537	107.4	120

WASHINGTON BULLETS

USAir Arena • Landover, MD 20785 • (301) 773-2255

Chairman of the Board Abe Pollin
 Vice Chairman Jerry Sachs
 President Susan O'Malley
 Executive Vice President Wes Unseld
 Vice President/General Manager John Nash
 Head Coach Jim Lynam
 Assistant Coaches Bob Staak, Derek Smith
 Trainer Kevin Johnson
 Director of Communications Matt Williams
 Home Court USAir Arena (18,756)
 Radio WTEM (570 AM), Charlie Slowes
 Television WFTY (Ch. 50), TBA
 Home Team Sports, Mel Proctor, Phil Chenier, Al Roken



1995-96 SCHEDULE VS. BULLETS

03/20 Wednesday at Washington
 04/05 Wednesday in SAN ANTONIO

1994-95 RESULTS VS. BULLETS

DATE SITE RESULT NOTES
 12/12 SA 122-101 Spurs Robinson 21 pts. & 12 rebs.
 12/30 WAS 115-101 Spurs Person season-best 27 pts.

ALL-TIME RESULTS

76-77: Tied 2-2 85-86: SA 2-0
 77-78: Tied 2-2 86-87: WAS 2-0
 78-79: WAS 3-1 87-88: WAS 2-0
 79-80: SA 4-2 88-89: Tied 1-1
 80-81: Tied 1-1 89-90: SA 2-0
 81-82: Tied 1-1 90-91: SA 2-0
 82-83: SA 2-0 91-92: Tied 1-1
 83-84: Tied 1-1 92-93: Tied 1-1
 84-85: WAS 2-0 93-94: SA 2-0
 94-95: SA 2-0
TOTALS: SA 27-22

SPURS-BULLETS SERIES NOTES

OVERALL RECORD: 27-22 HOME: 19-6 ROAD: 7-16 OT: 0-1
CURRENT STREAK: Won 5 HOME: W 3 ROAD: W 2
SPURS BIGGEST WIN: 137-106 on 01/11/81 in San Antonio
SPURS BIGGEST LOSS: 133-108 on 02/11/87 in San Antonio
SPURS LAST WIN AT HOME: 122-101 on 12/12/94
SPURS LAST LOSS AT HOME: 96-93 on 12/18/91
SPURS LAST WIN ON THE ROAD: 115-101 on 12/30/95
SPURS LAST LOSS ON THE ROAD: 119-106 on 12/01/92

DID YOU KNOW?

The Spurs and Bullets met in the Eastern Conference Finals in 1979...the Spurs led the series 3-1 but the Bullets won the next three games and advanced to the 1979 NBA Finals...Bullets center Kevin Duckworth started his career in San Antonio, after being selected by the Spurs in the second round of the 1986 NBA Draft.

1994-1995 BULLETS VS SPURS

PLAYER	G	GS	MIN	FIELD GOALS			3-PT FG			FREE THROWS			REBOUNDS			PF	DQ	STL	TO	BLK	PTS	AVG	HI
				FG	FGA	PCT	FG	FGA	PCT	FT	FTA	PCT	OFF	DEF	TOT								
Webster	1	1	30	9	17	.529	0	1	3	6	.500	3	6	9	2	4	0	1	1	4	21	21.0	21
Butler	2	0	53	12	21	.571	2	6	10	14	.714	0	3	3	2	4	0	3	6	0	36	18.0	24
Cheaney	2	2	73	14	36	.389	2	8	4	4	1.000	1	4	5	3	5	0	4	4	1	34	17.0	23
Howard	2	1	70	15	31	.484	0	1	4	7	.571	7	16	23	3	8	0	2	6	0	34	17.0	18
Tucker	2	2	62	13	23	.565	0	0	0	2	.000	3	7	10	7	6	0	3	2	0	26	13.0	14
Duckworth	2	1	46	6	17	.353	1	2	4	6	.667	5	9	14	4	8	0	1	2	0	17	8.5	9
Muresan	2	1	27	3	8	.375	0	0	6	8	.750	6	1	7	0	3	0	1	4	2	12	6.0	10
Skiles	2	2	49	4	12	.333	0	4	2	2	1.000	1	1	2	8	2	2	2	4	1	10	5.0	6
Walker	1	0	10	1	2	.500	0	0	3	4	.750	0	0	0	0	2	0	0	0	0	5	5.0	5
Overton	2	0	46	3	12	.250	1	2	0	0	—	1	4	5	4	4	0	3	0	7	3.5	7	
McLwaine	1	0	4	0	1	.000	0	0	0	0	—	0	1	1	0	0	0	0	1	0	0	0.0	0
Stewart	1	0	19	0	1	.000	0	0	0	0	—	0	2	2	1	0	0	0	0	0	0	0.0	0
BULLETS	2	480	80	181	442	.624	6	24	36	53	.679	27	54	81	35	47	0	17	32	9	202	101.0	101
SPURS	2	480	84	187	535	.630	16	35	53	66	.803	18	71	89	63	40	0	20	36	17	237	118.5	122

1994-1995 SPURS VS. BULLETS

PLAYER	G	GS	MIN	FIELD GOALS			3-PT FG			FREE THROWS			REBOUNDS			PF	DQ	STL	TO	BLK	PTS	AVG	HI
				FG	FGA	PCT	FG	FGA	PCT	FT	FTA	PCT	OFF	DEF	TOT								
Robinson	2	2	60	14	23	.609	0	2	23	25	.920	2	19	21	7	3	0	3	4	12	51	25.5	30
Person	2	1	70	14	24	.583	12	19	3	4	.750	1	10	11	6	3	0	2	4	0	43	21.5	27
Del Negro	2	2	67	14	24	.583	1	3	7	8	.875	1	5	6	6	4	0	3	4	0	36	18.0	19
Elliott	1	1	27	6	15	.400	2	5	4	5	.800	1	3	4	3	2	0	2	2	0	18	18.0	18
Johnson	2	2	60	12	21	.571	0	0	3	4	.750	4	3	7	17	1	0	4	0	0	27	13.5	18
Cummings	2	0	30	9	16	.563	0	0	2	4	.500	3	7	10	3	8	0	2	5	0	20	10.0	11
Whitney	1	0	19	3	5	.600	0	0	2	2	1.000	0	0	0	2	1	0	0	2	0	8	8.0	8
Haley	1	0	7	2	5	.400	0	0	2	2	1.000	0	0	0	0	2	0	0	1	1	6	6.0	6
Reid	2	2	37	2	5	.400	0	0	5	8	.625	3	9	12	1	7	0	1	3	1	9	4.5	6
Anderson	1	0	17	2	6	.333	0	2	0	0	—	0	0	0	1	2	0	0	1	0	4	4.0	4
Crowder	1	0	10	2	4	.500	0	1	0	0	—	1	1	2	1	0	0	1	0	0	4	4.0	4
Rivers	1	0	17	1	4	.250	1	2	1	2	.500	0	1	1	2	1	0	0	2	0	4	4.0	4
Rodman	2	0	59	3	5	.600	0	1	1	2	.500	2	13	15	4	6	0	2	6	3	7	3.5	6
SPURS	2	480	84	157	535	.630	16	35	53	66	.803	18	71	89	53	40	0	20	36	17	237	118.5	122
BULLETS	2	480	80	181	442	.624	6	24	36	53	.679	27	54	81	35	47	0	17	32	9	202	101.0	101

TORONTO RAPTORS

WaterPark Place • 20 Bay Street, Suite 1702
Toronto, Ontario, Canada M5J 2N8
(416) 214-2255



Chairman David Peterson
President John I. Bitove
Vice President/Basketball Isaiah Thomas
Head Coach Brendan Malone
Assistant Coaches John Shumate, Darrell Walker, Bob Zuffelato
Trainer John Lally
Executive Director, Communications John Lashway
Manager, Communications Elaine McKeacher
Home Court Sky Dome (22,911)
Radio CFRB (1010 AM), MIX 99.9 (99.9 FM), Mike Inglis
Television CityTV (Ch. 57), CKVR-TV (Ch. 3) John Saunders, Leo Rautins



1995-96 SCHEDULE VS. RAPTORS

02/29 Thursday in SAN ANTONIO
03/22 Friday at Toronto

VANCOUVER GRIZZLIES

General Motors Place • 800 Griffiths Way
Vancouver, BC, Canada V6B 2M1 • (604) 899-4666



Chairman, Chief Executive Officer & Governor Arthur Griffiths
Vice Chairman & Alternate Governor John McCaw
Executive Vice President Stanley McCammon
V.P., Basketball Operations/General Manager Stu Jackson
Head Coach Brian Winters
Assistant Coaches Rex Hughes, Lionel Hollin, Jim Powell
Trainer Troy Wenzel
Director, Media Relations Steve Frost
Home Court Bear County at General Motors Place (20,004)
Radio CKNW (980 AM), TBA
Television BCTV (Ch. 11), TBA




1995-96 SCHEDULE VS. GRIZZLIES

11/08 Wednesday in SAN ANTONIO
02/25 Sunday at Vancouver
04/10 Wednesday in SAN ANTONIO
04/16 Tuesday at Vancouver

SPURS SHORTS

The Spurs traveled to Philadelphia to open the 1976-77 season and play their first NBA game on October 22...17,196 fans were on hand to watch the Spurs battle the Sixers...the game was also the first NBA contest for Dr. J, who had been acquired by the Sixers just two days earlier...the Spurs spoiled the night for Philadelphia fans, posting a 121-118 win behind a 27-point effort by Billy Paultz - making their NBA debut with a bang.

SPURS IN THE COMMUNITY



SPURS FOUNDATION

AN OVERVIEW



Created in 1988, the non-profit 501(c)(3) Spurs Foundation was established to generate goodwill and financial support for a variety of children's charities in South Texas. In 1994-95, the Spurs Foundation raised and donated more than \$375,000 via charitable grants, scholarships, recreational and educational youth programming, charity tickets and Spurs memorabilia. During the past six years, over \$1.4 million has been donated to deserving children through organizations which provide for basic, recreational and medical needs.

Each year the Spurs Foundation's Board of Directors selects non-profit children's organizations to receive grants and benefit from numerous special events and publicity throughout the season. The following are the Spurs Foundation's 1995-96 featured youth charities:

Any Baby Can

Each year Any Baby Can provides support for 1,000 chronically ill and disabled children and their families. The Spurs Foundation will help fund the cost of exercise equipment for children with cerebral palsy (CP) served by Any Baby Can. Studies indicate that some types of exercise for CP children produce physical and emotional benefits such as improvements in mobility and self-esteem.

Elf Louise Christmas Project

This non-profit organization is an all-volunteer project in its 27th year which annually provides Christmas gifts to 32,000 local children. Funds from the Spurs Foundation will be used to purchase a new computer system to maximize the family application process and avoid duplication among other local Christmas toy projects.

Santa Rosa Children's Hospital

Santa Rosa Children's Hospital annually provides quality inpatient and outpatient care to 80,000 sick and injured children from 90 area counties without regard to race, religion or ability to pay. The Spurs Foundation's grant will help fund Santa Rosa's Helmet Distribution and Awareness Campaign which hopes to significantly increase usage of bicycle helmets. Helmets would alleviate 90 percent of all biking-related injuries (70 percent of which occur to children between the ages of five to fourteen). To help lower this percentage, children from families who are not financially capable of acquiring helmets will be targeted first.

Roy Maas' Youth Alternatives (RMYA)

The organization exists to provide care for youth in crisis. To fulfill this mission, RMYA provides emergency shelter care, long term residential care and counseling services to emotionally disadvantaged youth, who have been impacted by problems such as abuse, runaway and homelessness. The Spurs Foundation will provide funding for the renovation of an Outdoor Therapeutic Recreational Track for use by the residents of RMYA Meadowland's campus. The renovation of the track, which was built in 1986, will provide for a greater variety of healthy, non-competitive, safe outdoor recreational opportunities.

The Spurs Foundation raises its funds through three major annual events: the Spurs Scramble Charity Golf Tournament, the Spurs Tip-Off Luncheon and the Spurs Spring Gala and Auction (April 12, 1996).



RECREATIONAL YOUTH ACTIVITIES



Spurs Drug-Free Basketball League

The Spurs Drug-Free Youth Basketball League, formed in 1989, is a non-school, no-charge basketball program for boys and girls between the ages of 9-16 which delivers a strong anti-drug message in addition to teaching basketball fundamentals.

A cooperative effort between the City of San Antonio Parks and Recreation Department, the YMCA and the Boys and Girls Club, the league is designed to motivate and inspire students from low-income, inner-city neighborhoods to pledge to remain drug and alcohol-free by signing an I.D. card. All participants are required to show their i.d. card and recite an anti-drug pledge before every game.

Volunteer coaches lead the January to March league with bi-weekly team practices in preparation for the weekly game. The league is sponsored by Diamond Shamrock in San

Antonio and by Whataburger in Austin and Corpus Christi. Over 8,000 youth participated in 1995 and a similar number is expected for the 1996 league.

SPURS FOUNDATION

Midnite Basketball League

The Spurs Foundation is pleased to announce that 1996 will mark the fourth straight year of the Spurs-Pizza Hut Midnite Basketball League. Each year over 300 at-risk young men and women, ages 17 to 25, follow NBA rules and wear NBA style jerseys in this recreational nine week league. The participants play in recreation centers between the hours of 11 p.m. and 2 a.m. in the four quadrants of the city which are always filled with large crowds of young spectators. Volunteer coaches include off-duty police officers and community leaders.

Each year, the Midnite Basketball League has successfully taken some 300 young men and women from low income areas of our city off the streets and onto basketball courts offering a positive alternative to gang-related activity. Moreover, more than 100 young spectators have regularly attended the late night games at each site to rally for their peers. The large crowds translate into an additional 300 to 400 young people off the streets on weekend nights.

Merging community and commerce, the San Antonio Spurs, the Spurs Foundation, Pizza Hut, the Kids Sports Network, the San Antonio Police Department and the Police Athletic League continue to react to alarming gang statistics with positive recreational alternatives for participants and spectators to deliver the message that being involved with gangs is not the right path to follow.



PROJECT GOAL

The Project GOAL educational program, co-sponsored by H-E-B and chaired by David Robinson, annually reaches approximately 300,000 students from San Antonio area school districts as well as students in Austin, Kerrville, Seguin, San Marcos, Fredericksburg, Corpus Christi, New Braunfels and Laredo. The program's objective is to encourage students to stay in school, stay away from drugs and "be the best that you can be." Project GOAL, which takes the form of several successful programs, was presented with the Texas State Teachers Association annual Human and Civil Rights Award during their annual convention on April 29, 1994.



Mister Robinson's Neighborhood

Each season, more than 5,000 students (kindergarten through high school) are nominated by their teachers in recognition of a variety of achievements ranging from attitude and grade improvement to staying in school and remaining drug-free. A total of 1,200 students from area elementary, middle and high schools are selected to receive a pair of tickets to sit in "Mister Robinson's Neighborhood" at a Spurs game, a Mister Robinson's Neighborhood t-shirt and an achievement certificate. David Robinson and the Spurs Foundation purchase these seats for his "Neighborhood of Achievers."

Last year, five special achievers were flown to watch the Spurs April 20 game in Dallas courtesy of Southwest Airlines and returned with Robinson who signed autographs and shared inspirational words.

Coyote Kids

The Coyote Kids, an educational program geared for pre-kindergarten through third grade students, is a troupe of six students from local colleges who emphasize the importance of self-esteem, good decision-making as well as the values of education, self-image, safety and health in their 30 minute song and dance performance.

The troupe, now in its fourth year, visits two area public elementary schools each week performing for over 30,000 students during the season. Visits are scheduled through each district's drug education coordinator. The Coyote Kids' auditions are each July and each member of the group receives a \$2,000 scholarship from the Spurs Foundation.



NBA's Stay in School Program

The National Basketball Association's Stay in School program was created in 1989 to address the critical problem of dropouts. The program was designed to utilize NBA players—who are among the most recognized and respected heroes of sports—to positively influence the attitudes and self-esteem of young people while promoting a heightened interest in learning and school. Since national statistics indicate that middle school students suffer the highest drop-out rates on a national basis, the Spurs program targets more than 110,000 South Texas middle school students by encouraging improvements in the areas of attitude, attendance, achievement, behavior and citizenship.

As the host city to the 1996 NBA All-Star game, this season middle school students will participate in the "NBA's National Stay in School" program. Every middle school will receive Stay in School visits from Stay in School spokesmen, incentive items, be eligible to participate in contests and get tickets to attend the All-Star Stay in School CELEBRATION. This culminating event will include NBA All-Stars, celebrities from music and television and other exciting entertainment. While

celebrating students' achievements in the program, the event will include important messages on the importance of education.



SPURS FOUNDATION

Conflict Resolutions Seminars

This season, the NBA and Spurs will host four one-day highly interactive Stay in School Conflict Resolution Workshops conducted by Educators for Social Responsibility. The one day workshops are designed specifically for teachers, counselors and school administrators and will cover classroom-tested approaches for teaching young people how to resolve differences in non-violent ways. The Spurs conducted a successful conflict resolution seminar last season for representatives of each of San Antonio's fifteen public school districts.

Recognition Program

The Spurs recognize the important role teachers play in the lives of children and are pleased to publicly applaud those whose efforts go above and beyond the call of duty for their students. The 1995-96 season is the third year of the Spurs Teacher Recognition Program. One teacher and a guest is invited to and recognized at each Spurs home game where they are featured on the Jumbotron scoreboard and receive a plaque acknowledging their teaching excellence in the school system.

Spurs Foundation Awards \$30,000 in Scholarships

The Spurs Foundation, in partnership with corporate sponsors, is pleased to offer scholarship funding to graduating high school seniors and current college co-eds

in the Spurs market area who exhibit not only good grades but also leadership and involvement in extracurricular activities.

Through the Bank of America-Spurs Foundation Scholarships, 12 Bexar County high school seniors receive \$1,000 scholarships toward their freshman tuition at the college of their choice and on-court recognition. Each scholarship winner is selected based on academic excellence, motivation to succeed, outstanding recommendations and community orientation.

The Spurs Foundation also awards each of the six members of the Coyote Kids troupe, a \$2,000 scholarship. During the 1995-96 season, \$5,000 in scholarships will be awarded through the Sylvania Spurs Foundation Scholarship program and two \$500 Texas Interscholastic League Foundation scholarships will be funded by the Spurs Foundation.

Fannie Mae-Spurs Form "Home Team"

The Spurs and Fannie Mae teamed up to for the "Home Team" in October 1993. The partnership was developed to educate and revitalize San Antonio's Eastside. With funds from the Fannie Mae Foundation and Spurs Foundation six new houses have been constructed and one renovated to date. Six families are now enjoying the American dream of home ownership.

In the 1995-96 season, the "Home Team" will continue its educational campaign and plans to construct at least six new homes. Neighborhood Housing Services, a non-profit organization which provides housing for low-and moderate-income families, secures the sites, oversees construction and secures homeowners for the houses.



Spurs Wheelchair Basketball

The Spurs Wheelchair Basketball Team, a member of the National Wheelchair Basketball Association (NWBA), functions as a resource for rehabilitation (both physical and emotional) and competes throughout Texas and the United States. Through a donation from the Spurs Foundation, the team received new uniforms which they wear when they play games and scrimmage during halftimes of Spurs home games.



SPURS FOUNDATION

Coyote Clubhouse

For each home Spurs game several hundred special Spurs fans fill the Coyote Clubhouse in Section 135. These fans are children whose wishes and dreams come true as they get to see their hometown heroes and the Spurs Coyote in person. For a donation of \$2,100 or \$4,175 (payable to the Spurs Foundation), a block of \$11 and \$22 seats will be purchased and distributed to underprivileged youth in South Texas for each Spurs home game. The donor may select the charity recipients and will receive front row floor seats for the game sponsored as well as recognition on Jumbotron during the game. For more information on the Coyote Clubhouse, please contact the Spurs Community Relations Department at (210) 554-1414.

Former Spurs Greats Stay Active in the Community

One of the Spurs best backcourt combinations reunited for the benefit of the community. George Gervin, the Spurs all-time point leader, and Johnny Moore, Spurs all-time assist leader, are both working full-time assisting the youth of San Antonio as Community Relations Representatives.



In his 12-year career with the Spurs, Gervin scored 23,602 points and holds virtually every club scoring record. In all, he holds or has tied over 55 club records, including most points in a season and career and most consecutive games in double figures. Gervin's NBA scoring average of 26.2 per game ranks seventh on the all-time list.

Moore, who played with the Spurs from 1980-89, led the NBA in assists in 1981-82 with 9.6 per game and had his best year in 1984-85 when he averaged 12.8 points, 10.0 assists and 4.8 rebounds in 82 games.


Both Gervin and Moore have taken their on-court presence and leadership abilities out to the San Antonio community. They represent the Spurs at various charity and South Texas events as the Spurs primary community speakers. During the 1994-95 season, the duo made over 400

charitable visits on behalf of the Spurs.

For information on booking George Gervin or Johnny Moore for an upcoming event, please send a written request to the Spurs Community Relations Department in care of the Appearance Coordinator at 100 Montana, San Antonio, Texas 78203-1031. Requests should be made at least four weeks prior to the event and include all pertinent information including a map to the event site.



SILVER DANCERS



THE OFFICIAL DANCE TEAM OF THE SAN ANTONIO SPURS

The 1995-96 Silver Dancers: (front row, left to right)

Denise Montellano, Teresa Rodgers, Raquel Torres. (second row) Cynthia Galindo, Gloria Herrera. (third row) Melissa Rodriguez, Maria De Lourdes Romero, Melinda Morton. (fourth row) Beverlee Degollado, Courtni Myers, Tanya Sanders, Valerie Hodge. (fifth row) Kristine Delgado, Lara Johnson, Lucy Withers, Lynn Dockery

The Spurs Silver Dancers are now in their fourth season as the official dance team of the San Antonio Spurs. Created in the summer of 1992, this 16-member squad will perform at

selected Spurs home games during the 1995-96 season. When the Silver Dancers aren't on the court, they can be found making appearances in San Antonio and throughout South Texas.

SPURS MEDIA OUTLETS

NEWSPAPERS

San Antonio Express-News

Main Number (210) 225-7411 Sports Line (210) 351-7248 Fax (210) 351-7230
P.O. Box 2171, San Antonio, TX 78297
Sports Editors: Barry Robinson, Steve Quintana and Brett Thacker
Beat Writer: Glenn Rogers
Columnists: Dan Cook, Buck Harvey and Kevin O'Keefe
Writers: Tom Orsborn, Tim Griffin and Jerry Briggs

Austin-American Statesman

Main Number (512) 445-3500 Sports Line (512) 445-3600 Fax (512) 445-3868
P.O. Box 670, Austin, TX 78767
Sports Editor: Tracy Dodds
Writers: Randy Riggs and John Mahr, Columnist: Kirk Bohls

WIRE SERVICES

Associated Press

Phone (210) 222-2713 Fax (210) 225-8351
P.O. Box 2171, San Antonio, TX 78297 San Antonio Contact: Kelley Shannon

RADIO

WOAI (1200 AM)

Spurs English Flagship
Phone (210) 736-9700 Fax (210) 736-9738 6222 NW I-10, San Antonio, TX 78201
Sports Director/Spurs Play-by-Play: Jay Howard, Sportscaster: Chuck Licata

KCOR (1350 AM)

Spurs Spanish Flagship
Phone (210) 246-1350 Fax (210) 224-2401 1115 W. Martin, San Antonio, TX 78204
Spurs Play-by-Play: Paul Castro

KTFM (102.7 FM)/KTSA (550 AM)

Phone (210) 599-5500 Fax (210) 599-5511 P.O. Box 18128, San Antonio, TX 78218
Sports Contacts: Mark Allen, Russell Scott and Joe Reinagel

THE TICKET (760 AM)

Phone (210) 736-9700 Fax (210) 736-9738 6222 NW I-10, San Antonio, TX 78201
Sports Director: Jay Howard, Sportscasters: Charlie Parker and Chuck Licata

TELEVISION

KSAT (ABC, Channel 12)

Phone (210) 351-1200 Fax (210) 351-1310 1408 N. St. Mary's, San Antonio, TX 78298
Spurs Play-by-Play: Dave Barnett, Spurs Color: Coby Dietrick
Sports Department: Greg Simmons, Cordell Patrick, David Sears and Jeff Bowers

KABB (FOX, Channel 29)

Spurs Television
Phone (210) 366-1129 Fax (210) 377-4758 4335 NW Loop 410, San Antonio, TX 78229
Spurs Play-by-Play: Dave Barnett, Spurs Color: Coby Dietrick
Sports Department: Dean Acosta, Ed Suarez and Chuck Mikitinac

KMOL (NBC, Channel 4)

Phone (210) 226-4444 Fax (210) 224-9898 P.O. Box 2641, San Antonio, TX 78299
Sports Department: Pete Delgado, Don Harris and Keith McMahan

KENS (CBS, Channel 5)

Phone (210) 366-5001 Fax (210) 377-0740 P.O. Box TV-5, San Antonio, TX 78229
Sports Department: Dan Cook, Lisa Burkhardt, Bobby Estill, Maury Vasquez and Richard Rodriguez

KWEX (Spanish, Channel 41)

Phone (210) 227-4141 Fax (210) 226-0131 411 E. Durango, San Antonio, TX 78204
Sports Department: Anthony Andrade and Bryce Rushing

KVDA (Spanish, Channel 60)

Phone (210) 340-8860 Fax (210) 341-2051 6234 San Pedro, San Antonio, TX 78216
Sports Department: Raul Saenz

SPURS TELEVISION

1995-96 BROADCAST SCHEDULE

KSAT-Channel 12 (cable 13) - This will be KSAT's eighth consecutive year to be the primary carrier of Spurs basketball. KSAT, the local ABC affiliate, will carry 20 games during the regular season and will also be the Spurs playoff television partner.

KABB-Channel 29 (cable 11) - KABB, the local Fox affiliate, is now in its third year of broadcasting Spurs basketball. This season KABB will carry a total of 21 Spurs games.

Paragon Cable First Choice Pay-Per-View (cable 98) - First Choice, which is one of Paragon Cable's pay-per-view channels, will be the home of 20 Spurs home game telecasts.

Prime Sports (cable 23) - This season Prime Sports will telecast a total of 9 home games.

Spurs Television Network - This season 20 Spurs games will be distributed on the Spurs Television Network in the following markets:

KXAN (NBC) Austin
KDF (Fox) Corpus Christi

KNVA (WB) Austin
KGLR (Ind.) Lubbock



DAVE BARNETT, Spurs Play-By-Play

Veteran broadcaster Dave Barnett is now in his ninth season with the Spurs and he will handle the play-by-play duties for all Spurs television broadcasts on KSAT, KABB, Pay-Per-View and Prime.

Before joining the Spurs, Mr. Barnett spent seven seasons with the Dallas Mavericks. In addition, Mr. Barnett covers the NFL, college football and college basketball for Raycom Sports, The Denton, Texas native has also worked for HSE, the Texas Rangers and WBAP Radio in Dallas.

Mr. Barnett - a graduate of North Texas State - and his wife Kim, live in San Antonio with their two children, seven-year-old Zachary and four-year-old Allyson.

COBY DIETRICK, Spurs Color Commentary

Former Spur Coby Dietrick is now in his fifth season as a member of the Spurs broadcast team. Mr. Dietrick will team with Dave Barnett to provide color commentary on all Spurs broadcasts this season.

Mr. Dietrick played seven seasons with the Spurs, appearing in 499 games with the Silver and Black. In addition, he spent time with Memphis, Dallas and Chicago during his 13-year playing career.

Mr. Dietrick is now a successful businessman as well. He owns Relax the Back, a store in San Antonio that sells orthopedic back supplies. Mr. Dietrick has a ten-year-old son, Deke.



GREG SIMMONS, Sideline Reporter - KSAT

Greg Simmons serves as the Sports Director at KSAT-TV and he will serve as the Spurs sideline reporter on all KSAT broadcasts.

Simmons has worked in the broadcast field for over 20 years. In addition to his commentator duties, Simmons is the host of The Spurs Report with Bob Hill. Simmons - who has been at KSAT for fifteen years - is a Trinity University graduate and a San Antonio native.



ADDITIONAL PROGRAMMING

The Spurs Report with Bob Hill - A 30-minute show featuring Spurs Head Coach Bob Hill that airs weekly on Saturdays during the season on KSAT-12. A total of 30 shows will be broadcast beginning on October 21.

Spurs Coyote Clubhouse - This weekly show can be seen Saturday mornings on KSAT-12 starting on December 16. The show will be directed towards the youth of San Antonio and will air on Saturdays. A total of 20 shows will be produced.

Arriba Spurs - Once a week Spurs fans can get the latest news in Spanish, thanks to this half-hour program which airs on KWEX-TV on Saturday mornings starting on October 28.

SPURS RADIO

SPURS RADIO



JAY HOWARD, WOAI, 1200 AM

Veteran sportscaster Jay Howard will again serve as the English voice of the Spurs. Mr. Howard's broadcasts on WOAI Radio can be heard in 38 states and Mexico thanks to the station's 50,000 watt clear channel signal. WOAI will broadcast the Spurs entire 1995-96 schedule, including every pre-season, regular season and playoff game. This will be the 19th time in the Spurs 22 year history that WOAI - the "Sports Leader for the Great Southwest" - has broadcast the team's complete schedule.

During each Spurs broadcast, Mr. Howard and WOAI's Chuck Licata, team-up to present one of the most in-depth pre-game, halftime and post-game shows in the NBA.

In his 13-year stay with WOAI, Mr. Howard has won numerous awards including being honored by the Associated Press with the "Top Play-by-Play Man Award" for the state of Texas on three different occasions. This is the seventh season that Mr. Howard will handle the play-by-play duties for the Spurs.

In addition to his Spurs responsibilities, Mr. Howard serves as the Sports Director at WOAI. In that role, he oversees the station's sports department, delivers the evening drive sportscast and hosts the most popular nightly sports talk show in San Antonio. Mr. Howard was very active in the movement to build the Alamodome, as one of the original people involved in the conceptual planning of the facility.

After graduating from Wichita State, Mr. Howard - who is a New York native - spent time in St. Louis and Chicago before coming to San Antonio. Mr. Howard and his wife Shellie have two daughters, Andrea and Carly.

WOAI serves as the flagship station of the Spurs Basketball Network, which includes the following stations:

KVET, 1300 AM in Austin

KEYS, 1440 AM in Corpus Christi

KURV, 710 AM in Edinburg

KDOS, 1490 AM in Laredo

KLKE, 1230 AM in Del Rio

WWLS, 640 AM in Norman, OK

PAUL CASTRO, KCOR, 1350 AM

This will mark the third consecutive year KCOR, 1350 AM, will carry the Spurs Spanish radio broadcasts and back for his second season with the Spurs is Paul Castro.

Mr. Castro came to San Antonio in October of 1994 after spending four seasons as Portland Trail Blazers' Spanish broadcaster. A 1990 graduate of Oregon State University, Mr. Castro was born in San Miguel De Allende, Mexico and was raised in both Mexico and Oregon. In addition to his work with the Spurs and Blazers, he has done radio work for the Seattle Mariners and served as a Spanish play-by-play voice for the Tournament of Americas in Portland in July of 1992.

This season on KCOR, Castro will call all 82 Spurs regular season games as well as all of the team's playoff games. In addition, KCOR will carry the Spurs four home pre-season games.



SPURS TRAVELING MEDIA



Glenn Rogers
San Antonio Express-News



Bob Steinfeld
Spurs Television

1995-96 SCHEDULE

NOVEMBER

Fri.	11/03	DALLAS	7:30 p.m.	
Sat.	11/04	at Denver	8:00 p.m.	KSAT
Wed.	11/08	VANCOUVER	7:30 p.m.	
Fri.	11/10	MILWAUKEE	7:30 p.m.	PPV
Sun.	11/12	at Cleveland	6:30 p.m.	KRRF
Tue.	11/14	at Milwaukee	7:30 p.m.	KSAT
Wed.	11/15	at Minnesota	7:00 p.m.	KABB
Sat.	11/18	CHARLOTTE	7:30 p.m.	PPV
Wed.	11/22	CHICAGO	7:00 p.m.	PPV
Fri.	11/24	at Seattle	9:00 p.m.	KABB
Sat.	11/25	at L.A. Clippers	9:30 p.m.	KSAT
Wed.	11/29	L.A. CLIPPERS	7:30 p.m.	

DECEMBER

Sat.	12/02	PHOENIX	7:30 p.m.	PPV
Tue.	12/05	L.A. LAKERS	7:30 p.m.	PPV
Thur.	12/07	at Atlanta	6:30 p.m.	KSAT
Fri.	12/08	at Chicago	7:30 p.m.	KSAT
Sun.	12/10	at New York	5:00 p.m.	KSAT
Wed.	12/13	SEATTLE	7:30 p.m.	PPV
Thur.	12/14	at Dallas	7:30 p.m.	KSAT
Sat.	12/16	SACRAMENTO	7:30 p.m.	
Tue.	12/19	PORTLAND	7:30 p.m.	PRIME
Thur.	12/21	DENVER	7:30 p.m.	PRIME
Sat.	12/23	HOUSTON	7:30 p.m.	PPV
Mon.	12/25	at Phoenix	2:30 p.m.*	NBC
Tue.	12/26	at Sacramento	9:30 p.m.	KABB
Thur.	12/28	at L.A. Lakers	9:30 p.m.	KSAT
Sat.	12/30	MINNESOTA	7:30 p.m.	

JANUARY

Wed.	01/03	UTAH	7:30 p.m.	PPV
Fri.	01/05	INDIANA	7:00 p.m.	PPV
Tue.	01/09	at Houston	7:00 p.m.	KSAT
Wed.	01/10	CLEVELAND	7:30 p.m.	PRIME
Fri.	01/12	at Utah	8:00 p.m.	KSAT
Sat.	01/13	ORLANDO	7:30 p.m.	PPV
Tue.	01/16	BOSTON	7:30 p.m.	PPV
Thur.	01/18	at Detroit	6:30 p.m.	KSAT
Fri.	01/19	at Minnesota	7:00 p.m.	KABB
Sun.	01/21	at Philadelphia	6:00 p.m.	KABB
Mon.	01/22	at Miami	6:30 p.m.	KABB
Wed.	01/24	DETROIT	7:30 p.m.	PPV
Fri.	01/26	PORTLAND	7:30 p.m.	PRIME
Wed.	01/31	L.A. CLIPPERS	7:30 p.m.	

FEBRUARY

Fri.	02/02	MINNESOTA	7:30 p.m.	PRIME
Sun.	02/04	at Orlando	2:30 p.m.*	NBC
Tue.	02/06	at Charlotte	6:30 p.m.	KSAT
Wed.	02/07	at Boston	6:30 p.m.	KABB
Sun.	02/11	NBA All-Star Game	5:00 p.m.	
		San Antonio, Texas		
Tue.	02/13	UTAH	7:30 p.m.	PPV
Thur.	02/15	at Houston	7:30 p.m.	KSAT
Fri.	02/16	GOLDEN ST.	7:30 p.m.	PPV
Sun.	02/18	HOUSTON	2:30 p.m.*	NBC
Tue.	02/20	at Portland	9:00 p.m.	KABB
Wed.	02/21	at Golden St.	9:30 p.m.	KABB
Fri.	02/23	at Sacramento	9:30 p.m.	KABB
Sun.	02/25	at Vancouver	2:30 p.m.	
Tue.	02/27	at L.A. Clippers	9:30 p.m. (A)	KABB
Thur.	02/29	TORONTO	7:30 p.m.	PRIME

MARCH

Sat.	03/02	PHILADELPHIA	7:30 p.m.	
Mon.	03/04	at Denver	8:00 p.m.	KSAT
Wed.	03/06	DENVER	7:00 p.m.	PPV
Fri.	03/08	NEW JERSEY	7:30 p.m.	
Sun.	03/10	at Seattle	7:00 p.m.	KABB
Tue.	03/12	at Golden St.	9:30 p.m.	KSAT
Thur.	03/14	MIAMI	7:30 p.m.	PRIME
Sat.	03/16	ATLANTA	7:30 p.m.	
Mon.	03/18	GOLDEN ST.	7:30 p.m.	PRIME
Wed.	03/20	at Washington	6:30 p.m.	KSAT
Fri.	03/22	at Toronto	6:00 p.m.	KABB
Sun.	03/24	at Indiana	12:00 noon*	NBC
Mon.	03/25	at New Jersey	6:30 p.m.	KABB
Wed.	03/27	NEW YORK	7:00 p.m.	PPV
Fri.	03/29	at Dallas	7:00 p.m.	KABB
Sun.	03/31	PHOENIX	6:00 p.m.	PPV

APRIL

Tue.	04/02	at Phoenix	8:00 p.m.	KABB
Wed.	04/03	SACRAMENTO	7:30 p.m.	PPV
Fri.	04/05	WASHINGTON	7:30 p.m.	PPV
Sun.	04/07	at L.A. Lakers	2:00 p.m.*	NBC
Mon.	04/08	at Utah	8:00 p.m.	KSAT
Wed.	04/10	VANCOUVER	7:30 p.m.	
Sat.	04/13	SEATTLE	2:30 p.m.**	
Mon.	04/15	at Portland	9:00 p.m.	KSAT
Tue.	04/16	at Vancouver	9:00 p.m.	KABB
Thur.	04/18	L.A. LAKERS	7:30 p.m.	PPV
Sun.	04/21	DALLAS	2:50 p.m.**	

(A) DENOTES GAME PLAYED IN ANAHEIM


ALL TIMES CENTRAL STANDARD TIME
HOME GAMES IN BOLD CAPS

** DENOTES NBC WILDCARD GAME

ALL GAMES CAN BE HEARD IN ENGLISH ON
WOAI-RADIO (1200-AM) AND IN SPANISH ON
KCOR-RADIO (1350-AM).

Make it a Bud Light.





OBJECTS IN MIRROR NEED
DIAMOND SHAMROCK ADVANCED GASOLINES



Diamond Shamrock

ADVANCED GASOLINES IS A TRADEMARK OF DIAMOND SHAMROCK, INC.