SAN ANTONIO

SPURS

2021-22 MEDIA GUIDE

SPURS SPORTS & ENTERTAINMENT

KEEPING FANS CONNECTED TO THE GAME THEY LOVE.

AT&T is a Proud Sponsor of the San Antonio Spurs

AT&T

FROM THE SPORTS LIBRARY OF
RETROSEASONS.com

www.retroseasons.com/library/

TABLE OF CONTENTS

Spurs Players 5–59
2020-21 Spurs Roster 7
Al-Farouq Aminu 8-11
Keita Bates-Diop 12-13
Zach Collins 14-15
Drew Eubanks 16-17
Bryn Forbes 18-21
Keldon Johnson 22-23
Tre Jones 24
Jock Landale 25
Doud McDermott 26-29
Dejounte Murray 30-32
Jakob Poeltl 33-35
Josh Primo 36
Devin Vassell 37
Lonnie Walker IV 38-39
Derrick White 40-41
Joe Wieskamp 42
Thaddues Young 43-46
International Players 47-50

Spurs Sports & Entertainment 51-78
SS&E Directory 52-54
Spurs Ownership Group 56
Peter J. Holt 57
RC Buford 58
Gregg Popovich 59
Assistant Coaches 60-61
Basketball Ops Front Office 62-64
Spurs Basketball Staff 65-68
Spurs Broadcasting 70-71
Coyote 72
Austin Spurs 72-76
San Antonio FC 77
AT&T Center 78

2020-21 Season in Review 79-91
Spurs 2020-21 Regular Season Statistics 80
Spurs 2020-21 High Games 81
Spurs 2020-21 Game-by-Game 82-83
Spurs 2020-21 Misc. Statistics/Injuries 84
Spurs 2020-21 Individual Highs and Lows 85
Spurs 2020-21 Team Highs and Lows 86
Spurs 2020-21 Regular Season Notes 87-88
2020-21 NBA Regular Season Leaders 89
2020-21 NBA Team Statistics 90

Spurs History 91-130
Spurs Won-Loss Record By Year 92
All-Time Spurs Coaches 93
Spurs All-Time Attendance 93
Spurs All-Time Regular Season Leaders 94-95
Spurs Leaders By Year 96-97
Spurs Regular Season Top Games 98
Spurs Single Season Highs/Rookie Highs 99
Spurs NBA Honor Roll 100-102
Spurs Among League Leaders 103-105
Spurs All-Time Draft History 106-107
Key Dates in Spurs History 108-110
Spurs All-Time Transactions 111-119
Spurs All-Time Playoff Leaders 120-121
Spurs All-Time Playoff Results 122-130

ABA History 131-142

Spurs Year-by-Year Recaps 143-231

Former Spurs Statistics 232-284

Spurs Franchise Records 285-298

The NBA 259-343
NBA Offices 300
NBA G League 301-303
All-Time NBA Leaders 304-305
Active NBA Leaders 306-307
All-Time NBA Playoff Leaders 308-309
Active NBA Playoff Leaders 310-311
NBA Coaches Records 312
Spurs vs. NBA Teams 313-41
Spurs Media Outlets 342
NBA Key Dates 343

Spurs Season Schedule 344-45

The 2021-22 San Antonio Spurs media guide was written and edited by Kris Davis, Jordan Howenstine and Alexis Winston. Photography by Reggie Thomas, Logan Riely and NBA Photos. A special thanks to Elias Sports Bureau for their assistance.

The information in this publication was compiled by the San Antonio Spurs and is provided as a courtesy to our fans and the media and may be used only for personal and editorial purposes. Any commercial use of this information is prohibited without the prior written consent of the San Antonio Spurs. All NBA and team insignia depicted in this guide are the property of NBA Properties, Inc. and the respective teams and may not be reproduced for commercial purposes without the prior written consent of NBA Properties, Inc.

© Copyright 2021 San Antonio Spurs.

Frost
SPURS
Frost
SPURS
24

SPURS PLAYERS

FREE curbside & $5 delivery

heb.com

My H-E-B

H-E-B®

Select locations and standard deliveries only; online prices may very from ad/in-store; see heb.com

©2021 HEB, 21-9175

2021-22 SAN ANTONIO SPURS ROSTER

No.	Player	Pos.	Ht.	Wt.	DOB	Prior to NBA/Home Country	Yrs
77	Al-Farouq Aminu	F	6-9	220	09/21/90	Wake Forest/USA	11
31	Keita Bates-Diop	F	6-8	230	01/23/96	Ohio State/USA	3
23	Zach Collins	F/C	6-11	250	11/19/97	Gonzaga/USA	3
14	Drew Eubanks	F	6-10	245	02/01/97	Oregon State/USA	3
7	Bryn Forbes	G	6-2	205	07/23/93	Michigan State/USA	5
3	Keldon Johnson	G/F	6-6	210	10/11/99	Kentucky/USA	2
33	Tre Jones	G	6-3	185	01/08/00	Duke/USA	1
34	Jock Landale	C	6-11	255	10/25/95	St. Mary's (CA)/Australia	R
17	Doug McDermott	F	6-8	225	01/03/92	Creighton/USA	7
5	Dejounte Murray	G	6-5	180	09/19/96	Washington/USA	4
25	Jakob Poeltl	C	7-0	240	10/15/95	Utah/Austria	5
11	Josh Primo	G	6-6	190	12/24/02	Alabama/Canada	R
24	Devin Vassell	G	6-7	195	08/23/00	Florida State/USA	1
1	Lonnie Walker IV	G	6-5	205	12/14/98	Miami/USA	3
4	Derrick White	G	6-4	195	07/02/94	Colorado/USA	4
15	Joe Wieskamp*	G/F	6-6	210	08/23/99	Iowa/USA	R
30	Thaddeus Young	F	6-8	235	06/21/88	Georgia Tech/USA	14

* Two-way Contract

Head Coach:	Gregg Popovich (Air Force Academy)	
Assistant Coaches:	Becky Hammon (Colorado State)	Chip Engelland (Duke)
	Mitch Johnson (Stanford)	Darius Songaila (Wake Forest)
	Matt Nielson (Australia)	
Director of Player Performance:	Xavi Schelling (Bàsquet Manresa)	
Head Athletic Trainer:	Will Sevening (Wisconsin-La Crosse)	
Athletic Performance Coordinator:	Anthony Falsone (Stephen F. Austin)	

HOW THE SPURS ROSTER WAS BUILT

THE NBA DRAFT

Dejounte Murray	First round pick in 2016 NBA Draft, 29th overall selection
Derrick White	First round pick in 2017 NBA Draft, 29th overall selection
Lonnie Walker IV	First round pick in 2018 NBA Draft, 18th overall selection
Keldon Johnson	First round pick in 2019 NBA Draft, 29th overall selection
Devin Vassell	First round pick in 2020 NBA Draft, 11th overall selection
Tre Jones	Second round pick in 2020 NBA Draft, 41st overall selection
Josh Primo	First round pick in 2021 NBA Draft, 12th overall selection
Joe Wieskamp	Second round pick in 2021 NBA Draft, 41st overall selection

FREE AGENTS

Drew Eubanks	Signed 9/24/18	Jock Landale	Signed 8/20/21
Keita Bates-Diop	Signed 11/29/20	Bryn Forbes	Signed on 8/25/21
Zach Collins	Signed 8/11/21		

TRADES

Jakob Poeltl	Obtained DeMar DeRozan, Jakob Poeltl and a protected 2019 first round pick in exchange for Kawhi Leonard and Danny Green (7/18/18)
Doug McDermott	Obtained Doug McDermott, a 2023 protected second round pick and the right to swap 2026 second round picks with the Indiana Pacers in exchange for San Antonio's 2023 protected second round pick (8/8/21)
Al-Farouq Aminu	Obtained Al-Farouq Aminu, Thaddeus Young, a future first round pick, a 2022 second round pick and a 2025 second round pick in exchange for DeMar DeRozan (8/11/21)
Thaddeus Young	Obtained Thaddeus Young, Al-Farouq Aminu, a future first round pick, a 2022 second round pick and a 2025 second round pick in exchange for DeMar DeRozan (8/11/21)

FORWARD
77

AL-FAROUQ AMINU

HEIGHT 6-9 | WEIGHT 220 | SEASON 12th
BIRTHDATE 07/19/85 | BIRTHPLACE Atlanta, GA
HIGH SCHOOL Norcross (Norcross, GA) | COLLEGE Wake Forest

SELECTED BY THE L.A. CLIPPERS IN THE FIRST ROUND OF THE 2008 NBA DRAFT WITH THE 8TH OVERALL PICK

ACQUIRED BY THE SPURS ON 8/11/21

CAREER NOTES: Is in his 12th season in the NBA, his first with the Spurs… has also spent time with the LA Clippers, New Orleans, Dallas, Portland, Orlando and Chicago … has appeared in 711 career NBA regular season games (445 starts) averaging 7.5 points, 6.0 rebounds and 1.2 assists in 24.9 minutes per game ... has also appeared in 40 career playoff contests (33 starts), averaging 11.3 points, 7.3 rebounds and 1.4 assists in 29.1 minutes (.391 3FG%) … played for Team Africa during the 2018 NBA Africa Game in South Africa … a member of the Nigerian National Team … played in the 2012 Summer Olympics in London and the 2016 Summer Olympics in Rio.

CAREER TRANSACTIONS: Selected by the L.A. Clippers in the first round (8th overall pick) of the 2008 NBA Draft … traded from the L.A. Clippers along with Eric Gordon, Chris Kaman and a future first round draft pick to New Orleans in exchange for Chris Paul, a future second round draft pick and cash considerations on 12/14/11 … signed as a free agent by Dallas on 7/29/14 … signed as a free agent by Portland om 7/9/15 ... signed as a free agent by Orlando on 7/6/19 ... traded to Chicago along with Nikola Vučević in exchange for Wendell Carter Jr., Otto Porter and two future first-round picks on 3/25/21 ... obtained by the Spurs along with Thaddeus Young, a future first round pick, a 2022 second round pick and a 2025 second round pick in exchange for DeMar DeRozan on 8/11/21.

2020-21 (Orlando/Chicago): Started the season with Orlando appearing in 17 games, averaging 5.5 points, 5.4 rebounbds and 1.7 assists in 21.6 minutes ... scored in double figures twice, including a season-high 17 points to go with a career-high 6 assists vs. Denver on 3/23 ... Appeared in 23 games for Orlando (17) and Chicago (6) ... started 14 of 23 appearances (all with Orlando) ... averaged 4.4 points, 4.8 rebounds and 1.3 assists in 18.9 minutes … played in his 700th career NBA regular season game vs. Miami on 3/14.

2019-20 (Orlando): Appeared in 18 games (two starts) with Orlando, averaging 4.3 ppg., 4.8 rpg., 1.2 apg. and 1.00 stlpg. in 21.1 minpg.…As a starter, averaged 9.5 ppg., 9.5 rpg., 1.5 apg. and 1.00 stlpg. in 31.3 minpg.…Led (or tied) the team in rebounding twice…Scored in double figures twice, including a season-high 13 points on Nov. 5 @ Oklahoma City and Nov. 15 vs. San Antonio…Had one double-double…Had 10+ rebounds twice, including a season-high 13 rebounds on Nov. 15 vs. San Antonio…Had at least one steal nine times and two-or-more steals seven times, including a season-high four steals on Oct. 28 @ Toronto…Had at least one blocked shot seven times and two-or-more blocks once…Missed 55 games (Dec. 1-Mar. 10, July 31-Aug. 13) due to a torn meniscus in his right knee…Underwent successful surgery on Jan. 7…Did not join the team in the NBA Campus at Walt Disney World due to the injury…Also missed the entire 2020 NBA Playoffs.

2018-19 (Portland): Played and started in 81 games with Portland, averaging 9.4 ppg., 7.5 rpg. and 1.3 apg. in 28.3 minpg., while shooting a career-high .867 (150-173) from the free throw line…Tied for 17th in the NBA in free throw percentage and tied for 32nd in rebounding…Led (or tied) the Trail Blazers in rebounding 17 times…Scored in double figures 36 times and 20+ points four times…Pulled down 10+ rebounds 18 times…Recorded a career-best 12 double-doubles…Notched his first career 20+ point/10+ rebound game with 23 points and 11 rebounds on Apr. 7 vs. Denver…Had at least one steal in 47 games and two-or-more steals 19 times…Recorded at least one blocked shot in 25 games and two-or-more blocks six times…Also played and started in 16 playoff outings, averaging

7.4 ppg., 6.3 rpg. and 1.3 apg. in 24.9 minpg….Helped Portland reach the Western Conference Finals for the first time since 2000.

2017-18 (Portland): Appeared in 69 games (67 starts) with Portland, averaging 9.3 ppg., 7.6 rpg., 1.2 apg. and 1.14 stlpg. in 30.0 minpg., while shooting a career-high .369 (125-339) from three-point range…Led (or tied) the team in scoring once, in rebounding 17 times and in assists once…Scored in double figures 30 times and 20+ points twice…Tallied nine double-doubles…Missed 13 games (Nov. 2-27) due to a right ankle injury…Also played and started in four playoff games, averaging 17.3 ppg., 9.0 rpg., 1.3 apg. and 1.00 stlpg. in 32.8 minpg., while shooting .519 (27-52) from the floor and .433 (13-30) from three-point range…Pulled down a playoff career-high 15 rebounds on Apr. 17 vs. New Orleans.

2016-17 (Portland): Played in 61 games (25 starts) with Portland, averaging 8.7 ppg., 7.4 rpg., 1.6 apg. and 1.00 stlpg. in 29.1 minpg.…As a starter, averaged 8.1 ppg., 7.0 rpg., 2.1 apg. and 1.12 stlpg. in 29.6 minpg.…Led (or tied) the team in rebounding 15 times and in assists twice…Scored in double figures 24 times and had 20+ points three times…Recorded four double-doubles…Missed a combined 20 games due to various injuries (13 due to left calf, five due to a back contusion and two due to a left knee)…Also played in four postseason contests, averaging 12.0 ppg., 6.5 rpg., 1.0 apg. and 1.00 blkpg. in 28.3 minpg.

2015-16 (Portland): Appeared and started in all 82 games with Portland, averaging a career-high 10.2 ppg., 6.1 rpg. and 1.7 apg. in 28.5 minpg., while shooting .361 (126-349) from three-point range…Scored in double figures 46 times and had 20+ points three times, including a career-high 28 points on Mar. 31 vs. Boston…Recorded eight double-doubles…Also played and started in 11 playoff outings, averaging 14.6 ppg., 8.6 rpg. and 1.8 apg. in 33.8 minpg.…Poured in a playoff career-high 30 points on Apr. 25 vs. L.A. Clippers.

2014-15 (Dallas): Played in 74 games (three starts) with Dallas, averaging 5.6 ppg. and 4.6 rpg. in 18.5 minpg.…Scored in double figures 16 times…Recorded four double-doubles…Had a career-high six blocked shots on Jan. 28 @ Houston…Recorded a career-high six steals on Mar. 8 @ L.A. Lakers…Also played in five playoff games (two starts), averaging 11.2 ppg., 7.2 rpg., 1.2 apg., 2.00 stlpg. and 1.60 blkpg. in 30.0 minpg.

2013-14 (New Orleans): Appeared in 80 games (65 starts) with New Orleans, averaging 7.2 ppg., 6.2 rpg., 1.4 apg. and 1.03 stlpg. in 25.6 minpg.…Scored in double figures 19 times…Had five double-doubles…Ripped down a career-high-tying 20 rebounds on Dec. 4 vs. Dallas.

2012-13 (New Orleans): Played in 76 games (71 starts) with New Orleans, averaging 7.3 ppg., a career-high 7.7 rpg., 1.4 apg. and a career-high 1.21 stlpg. in 27.2 minpg., while shooting .475 (225-474) from the floor…Scored in double figures 23 times…Pulled down 10+ rebounds 23 times, including a career-high 20 rebounds on Apr. 17 @ Dallas…Recorded 10 double-doubles.

2011-12 (New Orleans): Appeared in 66 games (21 starts) with New Orleans, averaging 6.0 ppg., 4.7 rpg. and 1.0 apg. in 22.4 minpg.…Scored in double figures 14 times and recorded two double-doubles…Led the team with 95 offensive rebounds.

2010-11 (LA Clippers): Played in 81 games (14 starts) during his rookie campaign with the L.A. Clippers, averaging 5.6 ppg. and 3.3 rpg. in 17.9 minpg.…Ranked among all NBA rookies in scoring (18th), rebounding (15th), three-point field goal percentage (fourth, .315) and free throw percentage (fourth, .773)…Scored in double figures 14 times…Made his NBA debut on Oct. 27 vs. Portland, playing 39 seconds...Scored first career NBA points on Oct. 31 vs. Dallas…Tallied double figures and 20+ points for the first time in NBA career on Nov. 9 @ New Orleans…Made first career NBA start on Nov. 12 vs. Detroit, tallying six points, five rebounds, one assist, two steals and one blocked shot in 19 minutes.

COLLEGE: Spent two seasons at Wake Forest University, averaging 14.4 ppg., 9.4 rpg., 1.4 apg., 1.32 blkpg. and 1.19 stlpg. in 30.1 minpg in Played in 62 games (60 starts) … as a sophomore (2009-10), played in 31 games (30 starts), averaging 15.8 ppg., 10.7 apg., 1.3 apg., 1.42 blkpg. and 1.42 stlpg. in 31.3 minpg ... earned All-American honors, becoming the 14th player in school history to do so … also named Second Team All-ACC … led the ACC in rebounding, becoming the first Demon Deacon since Tim Duncan did it in 1997 … named a Freshman All-American and was a unanimous selection to the ACC All-Freshman Team.

AL-FAROUQ AMINU

PERSONAL: Descends from a line of Nigerian kings … name Al-Farouq means "the chief has arrived"… son of Aboubakar and Anjirlic Aminu … has an older and younger brother … his older brother, Alade, was a 2010 D-League All-Star with Erie and Bakersfield and signed a 10-day contract with Miami on 3/28/10 … received the 2016-17 Maurice Lucas Award, given to the member of the Portland Trail Blazers who best represents the "indomitable spirit" of Lucas through contributions on the court and in the community … led Norcross High School to back-to-back Georgia 5A state championships in 2006-07 and 2007-08… as a senior (2007-08), was named a McDonald's All-American and played in the Jordan Brand Classic… also participated in the NIKE Hoop Summit as a member of the USA Jr. National Select Team.

NBA REGULAR SEASON STATISTICS

Year	TEAM	G	MINS	FGM-FGA	PCT	FTM-FTA	FT%	FG3-FG3A	PCT	OFF-DEF-TOT	R/G	AST	A/G	PF	DQ	STL	BLK	PTS	AVG
10-11	LAC	81	1452	160-406	.394	92-119	.773	45-143	.315	75-192-267	3.3	60	0.7	121	0	59	25	457	5.6
11-12	NOP	66	1477	150-365	.411	86-114	.754	13-47	.277	95-213-308	4.7	66	1.0	136	1	59	34	399	6.0
12-13	NOP	76	2066	225-474	.475	101-137	.737	4-19	.211	139-446-585	7.7	103	1.4	153	0	92	51	555	7.3
13-14	NOP	80	1045	234-294	.474	91-137	.664	13-48	.271	129-367-496	6.2	114	1.4	147	1	82	38	572	7.2
14-15	DAL	74	1366	147-357	.412	84-118	.712	34-124	.274	114-228-342	4.6	59	0.8	137	0	70	62	412	5.6
15-16	POR	82	2341	299-719	.416	115-156	.737	126-349	.361	98-401-499	6.1	138	1.7	171	0	72	53	839	10.2
16-17	POR	61	1773	183-466	.393	96-136	.706	70-212	.330	77-375-451	7.4	99	1.6	102	1	60	44	532	8.7
17-18	POR	69	2072	230-582	.395	59-80	.738	125-339	.369	97-428-525	7.6	84	1.2	136	0	79	40	644	9.3
18-19	POR	81	2292	257-593	.433	150-173	.867	96-280	.343	112-498-610	7.5	104	1.3	143	1	68	33	760	9.4
19-20	ORL	18	380	25-86	.291	19-29	.655	9-36	.250	24-63-87	4.8	21	1.2	27	0	18	8	78	4.3
19-20	ORL/CHI	23	434	38-99	.384	18-22	.818	8-37	.216	22-88-110	4.8	31	1.3	29	0	19	9	102	4.4
TOTALS		711	17699	1948-4641	.420	911-1221	.746	543-1634	.332	982-3298-4280	6.0	879	1.2	1302	4	678	397	5350	7.5

NBA PLAYOFF STATISTICS

Year	TEAM	G	MINS	FGM-FGA	PCT	FTM-FTA	FT%	FG3-FG3A	PCT	OFF-DEF-TOT	R/G	AST	A/G	PF	DQ	STL	BLK	PTS	AVG
14-15	DAL	5	150	17-31	.548	15-19	.789	7-11	.636	14-22-36	7.2	6	1.2	15	1	10	8	56	11.2
15-16	POR	11	372	56-128	.438	21-29	.724	28-70	.400	23-72-95	8.6	20	1.8	31	0	8	10	161	14.6
16-17	POR	4	113	17-37	.459	7-11	.636	7-17	.412	5-21-26	6.5	4	1.0	9	0	3	4	48	12.0
17-18	POR	4	131	27-52	.519	2-2	1.000	13-30	.433	12-24-36	9.0	5	1.3	8	0	4	2	69	17.3
18-19	POR	16	399	38-109	.349	27-36	.750	15-51	.294	29-71-100	6.3	21	1.3	34	0	9	10	118	7.4
TOTALS		40	1165	155-357	.434	72-97	.742	70-1813	.039	83-210-293	7.3	56	1.4	97	1	34	34	452	11.3

CAREER HIGHS

	REGULAR SEASON HIGHS	PLAYOFF HIGHS
MINUTES	46, at Indiana, 11/21/12	46, vs. Denver, 5/3/19
POINTS	28, vs. Boston, 03/21/16	30, vs/ LA Clippers, 4/25/16
REBOUNDS	20 (2), vs. Dallas, 12/4/13	15, vs. New Orleans, 4/17/18
ASSISTS	6 (4), vs. Denver, 3/23/21	4, vs. Denver, 5/3/19
STEALS	6, at LA Lakers, 3/8/15	5, at Houston, 4/28/15
BLOCKS	6, at Houston, 1/28/15	3, vs. Oklahoma City, 4/14/19

Frost
SPURS
77
Wilson

FORWARD

31

KEITA
BATES-DIOP

HEIGHT 6-8 | WEIGHT 230 | SEASON Third
BIRTHDATE 01/23/96 | BIRTHPLACE Normal, Illinois
HIGH SCHOOL University High (Normal, IL) | COLLEGE Ohio State

SELECTED BY MINNESOTA IN THE SECOND ROUND OF THE 2018 NBA DRAFT WITH THE 48TH OVERALL PICK

SIGNED BY SAN ANTONIO ON 11/29/20 (TWO-WAY) ... RE-SIGNED ON 9/7/21

CAREER NOTES: In his fourth NBA season, his second with the Spurs … signed a two-way contract with San Antonio on 11/29/20 … re-signed by the Spurs on 9/7/21 ... originally selected by Minnesota in the second round of the 2018 NBA Draft (48th overall) … spent one and a half seasons with the Timberwolves before being traded to the Denver Nuggets on 2/5/20 … has appeared in 104 NBA games, averaging 5.3 points and 2.4 rebounds in 14.3 minutes … has also spent time in the NBA G league with the Iowa Wolves and the Windy City Bulls, averaging 17.9 points, 8.4 rebounds, 1.7 assists and 1.50 blocks in 34.4 minutes in 20 G League games.

CAREER TRANSACTIONS: Drafted by Minnesota in the second round of the 2018 NBA Draft (48th overall) ... sent to Denver as part of a four-team trade on 2/5/20 ... signed a two-way contract with San Antonio on 11/2/ bvc20 ... re-signed with the Spurs on 9/7/21.

2020-21: In his first season with the Spurs, on a two-way contract, averaged 2.6 points and 1.6 rebounds in 30 appearances ... reached 500 career points at Brooklyn on 5/12 … tied a season-high with 9 points (4-6 FG) and 5 rebounds in 12 minutes vs. Phoenix on 5/16 ... recorded 8 points (4-9 FG) and season-bests of 7 rebounds, 2 assists and 29 minutes of action vs. Phoenix on 5/15 … scored a season-high 9 points to go along with a career-best 4 steals at OKC on 2/24 … registered his first points in the Silver and Black on 2/1 against Memphis … played in his 100th career NBA game on 5/8 at Portland ... missed 16 games due to a right hamstring strain from 3/14-4/5 ... did not appear in a game for the Austin Spurs.

2019-20 (Minnesota/Denver): Split the season between Minnesota and Denver, appearing in a total of 44 games and averaging 6.5 points and 2.9 rebounds in 16.9 minutes … after being dealt to Denver as part of a four-team trade on 2/5, he played in five playoff games for the Nuggets … scored in double figures 14 times, including one game with 20-or-more ... tallied 10 games with 5-or-more rebounds, including a career-best 8 boards vs. Portland on 1/9 ... finished with a career-high 22 points (9-18 FG, 3-10 3FG, 1-2 FT) vs. Phoenix on 11/23 to kick off a stretch of four straight games scoring in double figures ... followed that up with a 16 point effort, including a career-best 4 three-pointers, at San Antonio on 11/27 ... recorded his third 15-point, 5-rebound game of his career and second of the season on 12/30 vs Brooklyn (15 points, 7 rebounds) ... posted 15 points, 6 rebounds and 3 assists in 17 minutes vs. Indiana on 1/15.

2018-19 (Minnesota): Suited up in 30 regular season contests with the Timberwolves as a rookie, including each of the final 22 games, averaging 5.0 points, 2.8 rebounds in 16.8 minutes … drew three starting assignments (3/9-12) ... scored a season-high 18 points vs. New York on 3/10, one night after tallying 12 points (in a season-high 36:30) vs. Washington on 3/0 ... averaged 13.0 points and 5.3 rebounds in 34.7 minutes as a starter ... hauled down a season-best seven rebounds at Denver on 4/10 and dealt a season-high 4 assists at Denver on 3/12 ... appeared in 16 games for Iowa (NBA G League), averaging 17.7 points, 8.8 rebounds and 2.1 assists in 36.6 minutes ... registered seven double-doubles, highlighted by a 28-point, 11-rebound performance vs. Windy City on 12/21 ... made his NBA debut vs. Milwaukee on 10/26 and scored his first points at Portland on 11/4.

COLLEGE: Prior to the NBA, played four seasons at Ohio State … averaged 19.8 points, 8.7 rebounds and 1.65 blocks in his final season to earn Big Ten Player of the Year in 2018 … as a senior, was also named a 2018 First Team All-Big Ten member and Sporting News Second Team All-American.

PERSONAL: Son of Richard and Wilma Bates … has one brother, Kai … his father, Richard, played basketball at Creighton University from 1979-83, including two seasons under NBA legend Willis Reed … Diop was added to his last name at birth because of his father's admiration for Cheikh Anta Diop, a well-regarded Senegalese scientist and anthropologist.

NBA REGULAR SEASON STATISTICS

Year	TEAM	G	MINS	FGM-FGA	PCT	FTM-FTA	FT%	FG3-FG3A	PCT	OFF-DEF-TOT	R/G	AST	A/G	PF	DQ	STL	BLK	PTS	AVG
18-19	MIN	30	503	60-142	.423	18-28	.643	13-52	.250	16-67-83	2.8	17	0.6	29	0	18	14	151	5.0
19-20	MIN/DEN	44	744	100-234	.427	54-75	.720	34-103	.330	25-102-127	2.9	30	0.7	43	0	19	24	288	6.5
20-21	SA	30	245	30-67	.448	14-21	.667	5-17	.294	9-40-49	1.6	12	0.4	11	0	11	5	79	2.6
TOTALS		**104**	**1492**	**190-443**	**.429**	**86-124**	**.694**	**52-172**	**.302**	**50-209-259**	**2.5**	**59**	**0.6**	**83**	**0**	**48**	**43**	**518**	**5.0**

NBA PLAYOFF STATISTICS

Year	TEAM	G	MINS	FGM-FGA	PCT	FTM-FTA	FT%	FG3-FG3A	PCT	OFF-DEF-TOT	R/G	AST	A/G	PF	DQ	STL	BLK	PTS	AVG
19-20	DEN	5	24	1-5	.200	1-2	.500	0-0	---	3-3-6	1.2	1	0.2	0	0	0	0	3	0.6

CAREER HIGHS

	REGULAR SEASON HIGHS	PLAYOFF HIGHS
MINUTES	37, vs. Phoenix, 11/23/19	12, at Utah 08/21/20
POINTS	22, vs. Phoenix, 11/23/19	2, at Utah 08/21/20
REBOUNDS	8, vs. Portland, 01/09/20	3, at Utah 08/21/20
ASSISTS	6, vs. Houston, 01/24/20	1, at LA Clippers, 09/03/20
STEALS	4, at Oklahoma City, 2/24/21	N/A
BLOCKS	3, vs. Houston, 01/24/20	N/A

FORWARD/
CENTER
23

ZACH COLLINS

HEIGHT 6-11 | WEIGHT 250 | SEASON Fourth
BIRTHDATE 11/19/97 | BIRTHPLACE Las Vegas, Nevada
HIGH SCHOOL Bishop Gorman (Las Vegas, NV) | COLLEGE Gonzaga

SELECTED BY SCARAMENTO IN THE FIRST ROUND OF THE 2017 NBA DRAFT WITH THE 10TH OVERALL PICK

SIGNED BY SAN ANTONIO ON 8/11/21

CAREER NOTES: In his fourth NBA season, his first with the Spurs … in three seasons with the Trail Blazers, holds career averages of 5.7 points and 4.0 rebounds in 17.8 minutes over 154 games … in two postseasons with the Trail Blazers, has posted averages of 6.9 points, 3.5 rebounds, 1.0 assists, 1.20 blocks and 17.2 minutes in 20 games … missed the entire 2020-21 season due to injury.

CAREER TRANSACTIONS: Drafted by Sacramento in the first round of the 2017 NBA Draft (10th overall) ... sent to Portland in a draft night trade in exchange for the draft rights to Justin Jackson and Harry Giles on 6/27/17 ... signed with the Spurs on 8/11/21.

2020-21 (Portland): Missed the entire season recovering from a stress fracture in his left ankle.

2019-20 (Portland): Played in 11 games (all starts) for the Trail Blazers, averaging of 7.0 points, 6.3 rebounds and 1.5 assists in 26.4 minutes … averaged career highs in points, rebounds and assists … scored in double figures twice … led the Trail Blazers in rebounding twice, assists once and blocks twice … had a season-high 11 points to go with 8 rebounds at Dallas on 8/11 … recorded eight points, five rebounds and two blocks in the season-opener against Denver on 10/23 … had 9 points, 4 rebounds and a career-high 5 assists at Sacramento on 10/25 … scored 10 points and pulled down 3 rebounds at Dallas on 10/27 before leaving the game with a separated left shoulder … recorded 7 points, 9 rebounds and 3 assists against Memphis on 7/31 in his first game eight months … had surgery to repair his left labrum on 11/5 that led him to miss 63 games.

2018-19 (Portland): In his second season, averaged 6.6 points (47.3% FG, 33.1% 3-PT, 74.6% FT), 4.2 rebounds in 17.6 minutes in 77 games … led the Trail Blazers in scoring once and rebounding six times … scored in double figures in 19 games … recorded 6 points, 6 rebounds and a career-high 6 blocks vs. the Lakers on 10/18 … reached double figures in three straight games from 10/25-29 ... had 17 points on perfect 7-of-7 shooting from the field (2-2 3-PT, 1-1 FT) to go with 6 rebounds, 2 assists and 2 steals at Orlando on 10/25, becoming one of two players in team history to record at least 17 points off the bench without missing a shot from the field or the foul line … scored 17 points again at Indiana on 10/29 to go with 3 rebounds and 3 assists … recorded 16 points, 9 rebounds and 4 assists against Chicago on 1/9 … scored a career-high 18 points (7-10 FG, 2-2 3-PT, 2-4 FT) to go with 6 rebounds vs. Memphis on 4/3 … recorded 12 points, 8 rebounds and 4 blocks at New Orleans on 3/15 ... appeared in all 16 games during Portland's run to the Western Conference Semifinals, posting averages of 6.8 points (50.6% FG, 33.3% 3-PT, 80.0% FT), 3.6 rebounds and 1.38 blocks in 17.2 minutes … scored a postseason career-high 14 points in Game 5 of the Western Conference Semifinals vs. Denver on 5/7… finished with 14 points to go with 4 rebounds and 5 blocks in Game 6 on 5/9 ... appeared in six games (all starts) for the Trail Blazers in the 2018 NBA Summer League, posting averages of 8.0 points, 6.8 rebounds, 1.2 assists, 2.67 blocks in 23.6 minutes.

2017-18 (Portland): In his rookie season with the Trail Blazers, posted averages of 4.4 points (39.8% FG, 31.0% 3-PT, 64.3% FT) and 3.3 rebounds in 15.8 minutes in 66 games (one start) … led the team in rebounding twice … scored in double figures seven times … had career highs of 15 points (7-10 FG, 1-1 FT) and 4 assists to go with 2 rebounds vs. the LA Clippers on 3/30 … posted

9 points and 7 rebounds at Golden State on 12/11 … had his first career start at Miami on 12/13, recording 9 points and 3 rebounds … pulled down a career-high 10 rebounds at Charlotte on 12/16 and again vs. New York on 3/6 … posted 11 points (4-6 FG, 1-2 3-PT, 2-4 FT), 6 rebounds, 3 assists and 2 blocks at the Lakers on 12/23 … recorded 12 points, 5 rebounds and 2 blocks vs. Oklahoma City on 3/3 … had a career-high 3 blocks vs. Houston on 12/9 … played in four postseason games, averaging 7.0 points (36.7% FG, 21.4% 3-PT, 75.0% FT), 3.0 rebounds and 1.5 assists in 17.5 minutes … recorded 8 points, 2 rebounds, 3 assists and 2 steals in his first career playoff game vs. New Orleans on 4/14 … had postseason highs of 12 points and 5 rebounds in Game 2 vs. New Orleans on 4/17 ... played for the Trail Blazers during the 2017 NBA Summer League in Las Vegas, averaging 6.3 points, 5.7 rebounds, 0.7 assists, 2.00 blocks, 2.00 steals in 23.3 minutes in three games.

COLLEGE: Played one season at Gonzaga in 2016-17, averaging 10.0 points (65.2% FG, 47.6% 3-PT, 74.3% FT), 5.9 rebounds, 1.77 blocks and 17.3 minutes in 39 games … named to the WCC All-Conference Second Team as well as the WCC All-Freshman Team in his lone season for the Bulldogs … reached double-digit scoring 20 times … led the West Coast Conference in shooting percentage and blocked shots … guided Gonzaga to its first NCAA Championship Game in school history.

PERSONAL: Son of Heather and Michael Collins … has one sister, Taylor … father, Michael, played basketball for New Mexico State before sustaining a career-ending injury during his freshman season.

NBA REGULAR SEASON STATISTICS

Year	TEAM	G	MINS	FGM-FGA	PCT	FTM-FTA	FT%	FG3-FG3A	PCT	OFF-DEF-TOT	R/G	AST	A/G	PF	DQ	STL	BLK	PTS	AVG
17-18	POR	66	1046	115-289	.398	27-42	.643	35-113	.310	45-176-221	3.3	52	1.0	133	2	17	31	292	4.4
18-19	POR	77	1356	189-400	.473	94-126	.746	40-121	.331	109-215-324	4.2	71	1.0	174	4	25	66	512	6.6
19-20	POR	11	290	32-68	.471	6-8	.750	7-19	.368	25-44-69	6.3	16	2.0	36	1	5	5	77	7.0
20-21	POR		DNP-Injury																
TOTALS		**154**	**2691**	**336-757**	**.444**	**127-176**	**.722**	**82-253**	**.336**	**179-435-614**	**4.6**	**139**	**1.3**	**343**	**7**	**47**	**102**	**881**	**5.7**

NBA PLAYOFF STATISTICS

Year	TEAM	G	MINS	FGM-FGA	PCT	FTM-FTA	FT%	FG3-FG3A	PCT	OFF-DEF-TOT	R/G	AST	A/G	PF	DQ	STL	BLK	PTS	AVG
2018	POR	4	70	11-30	.367	3-4	.750	3-14	.214	3-9-12	3.0	6	1.5	10	0	3	2	28	7.0
2019	POR	16	275	41-81	.506	20-25	.800	7-21	.333	17-41-58	3.6	14	0.9	54	0	7	21	109	6.8
TOTALS		**20**	**345**	**52-111**	**.468**	**23-29**	**.793**	**10-35**	**.286**	**20-50-70**	**3.5**	**20**	**1.0**	**64**	**0**	**10**	**23**	**137**	**6.9**

CAREER HIGHS

	REGULAR SEASON HIGHS	PLAYOFF HIGHS
MINUTES	37, vs. Memphis, 7/31/20	29, vs. Denver, 5/9/19
POINTS	18, vs. Memphis, 4/3/19	14, vs. Denver, 5/9/19
REBOUNDS	10 (2), vs. New York, 3/16/18	8 (2), vs. Golden State, 5/18/19
ASSISTS	5, at Sacramento, 10/25/19	3 (2), at New Orleans, 4/21/18
STEALS	3, at Golden State, 12/11/17	2 (2), vs. Oklahoma City, 4/23/19
BLOCKS	6, vs. LA Lakers, 10/18/18	5, vs. Denver, 5/9/19

FORWARD

14

DREW EUBANKS

HEIGHT 6-10 | WEIGHT 245 | SEASON Third
BIRTHDATE 2/1/97 | BIRTHPLACE Troutdale, Oregon
HIGH SCHOOL Reyndolds HS (Troutdale, OR) | COLLEGE Oregon State

SIGNED BY SAN ANTONIO ON 9/24/18 (TWO-WAY) ...
RE-SIGNED ON 11/23/20

CAREER NOTES: In his fourth NBA season, all with the Silver and Black ... stands as the only player in Spurs history to score with both the San Antonio Spurs and the Austin Spurs on the same day when he did so on 1/5/19 ... has played in 99 career games with San Antonio, averaging 4.6 points and 3.6 rebounds in 11.5 minutes … the first two-way player in Spurs history to start a game on 3/2/20 vs. Indiana … has played in 54 career games with the Austin Spurs, San Antonio's G League affiliate, averaging 16.1 points, 7.2 rebounds, 1.3 assists and 2.20 blocks while shooting 63.6 percent from the field ... a member of back-to-back Spurs Summer League squads in both Salt Lake City and Las Vegas in 2018 and 2019 ... posted 15.6 points and 5.8 boards in 21.6 minutes over five total Summer League games between Salt Lake City and Las Vegas in 2019 ... his .760 field-goal percentage in Las Vegas ranked third among all players with at least 20 field goal attempts.

CAREER TRANSACTIONS: Went undrafted in the 2018 NBA Draft ... signed a two-way contract with San Antonio on Sept. 20, 2018 ... re-signed with the Spurs on Nov. 23, 2020.

2020-21: In his third season with the Spurs, posted over 200 points and 200 rebounds in a single season for the first time in his career … averaged 5.8 points and 4.5 rebounds in 14.0 minutes over 54 appearances ... recodred nine games with 10-plus points and four games with 10-or-more rebounds ... recorded three double-doubles ... led the team in rebounds seven times and scoring once ... started his first game of the season at Phoenix on 4/17, and recorded his second career double-double with 13 points on 6-for-6 shooting and a career-best 13 rebounds … followed that up with another career-high 13 rebound performace at Indiana on 4/19 ... posted two perfect shooting games back-to-back on 4/16 and 4/17, making 13 consecutive shots … tallied his third double-double of the season with 15 points (5-7 FG, 5-6 FT) and 11 rebounds vs. Phoenix on 5/15 ... recorded his first career double-double with 10 points and 10 rebounds on 4/12 at Orlando … tallied a career-high 17 points (6-10 FG) to go with 9 rebounds on 3/14 at Philadelphia … scored 12 points (4-6 FG, 4-4 FT) and blocked three shots on 2/6 at Houston. ... registered a career-high 4 blocks at Toronto on 4/14.

2019-20: Saw action in 22 games, averaging 4.9 points and 3.9 rebounds in 11.4 minutes ... shot 64.2 percent (43-67) from the field ... during the NBA restart in 2020, appeared in all eight games for San Antonio and averaged 7.0 points, 6.3 rebounds and 1.38 blocks in 17.6 minutes ... scored in double figures twice and grabbed 10-plus rebounds twice ... became the first two-way player ever to start a game for the Spurs on 3/2, his first career start ... played in 13 consecutive games to close out the season for the longest streak of his career … finished with 12 points (6-8 FG) and 5 rebounds vs. Denver on 8/5 ... scored 10 points and went 4-for-4 from the field along with his only career three-pointer on 2/29 ... pulled down a career-best six offensive rebounds en route to a season-high 11 total rebounds vs. New Orleans on 8/9 … played 22 games with the franchise's G League affiliate the Austin Spurs this season, averaging 15.9 points, 6.2 rebounds, 1.6 assists and 1.5 blocks in 23.3 minutes of action.

2018-19: Averaged 1.8 points and 1.5 rebounds in 4.9 minutes during his rookie campaign … appeared in 23 games for the Spurs, making his NBA debut and scoring his first points as a pro on 10/20 at Portland … set a season-high with 9 points at Golden State on 2/6 ... collected a season-high 6 rebounds on 4/3 at Denver … became the first player in franchise history to appear and score while playing for both the Austin Spurs and San Antonio Spurs on the same day, when he did so on 1/5/19 … saw action in 32 games with the Austin Spurs, averaging 16.3 points, 7.7 rebounds and 2.53 blocks in 25.0 minutes.

COLLEGE: Played three seasons at Oregon State … in 96 career games, including 94 starts, averaged 11.7 points, 6.6 rebounds and 1.70 blocks ... finished his career third in school history with 163 blocks and fourth in field goal percentage (.598) … his .624 field goal percentage in his senior season marked the seventh-best single-season mark in school history ... did not miss a single game in his collegiate career … was named All-Pac-12 Honorable Mention as a sophomore.

NBA REGULAR SEASON STATISTICS

Year	TEAM	G	MINS	FGM-FGA	PCT	FTM-FTA	FT%	FG3-FG3A	PCT	OFF-DEF-TOT	R/G	AST	A/G	PF	DQ	STL	BLK	PTS	AVG
18-19	SA	23	113	15-26	.577	11-13	.846	0-0	---	6-28-34	1.5	7	0.3	11	0	2	5	41	1.8
19-20	SA	22	272	43-67	.642	20-26	.769	1-1	1.000	28-57-85	3.9	15	0.7	37	0	5	17	107	4.9
20-21	SA	54	755	116-205	.566	77-106	.726	2-2	1.000	74-167-241	4.5	42	0.8	88	0	18	49	311	5.8
TOTALS		**99**	**1141**	**174-298**	**.584**	**108-145**	**.745**	**3-3**	**.283**	**108-252-360**	**3.6**	**64**	**0.6**	**136**	**0**	**25**	**71**	**459**	**4.6**

CAREER HIGHS

	REGULAR SEASON HIGHS	PLAYOFF HIGHS
MINUTES	28, at Phoenix, 4/17/21	N/A
POINTS	17, at Philadelphia, 3/14/21	N/A
REBOUNDS	13 (2), at Indiana, 4/19/21	N/A
ASSISTS	4, at Detroit, 3/15/21	N/A
STEALS	2 (5), at Miami, 4/28/21	N/A
BLOCKS	4 (2), at Toronto, 4/14/21	N/A

GUARD

7

BRYN FORBES

HEIGHT 6-2 | WEIGHT 205 | SEASON Sixth
BIRTHDATE 7/23/93 | BIRTHPLACE Lansing, Michigan
HIGH SCHOOL Sexton (Lansing, MI) | COLLEGE Michigan

SIGNED BY SAN ANTONIO ON 8/25/21

CAREER NOTES: Is in his sixth NBA season, his second stint with Silver and Black ... spent his first four NBA seasons in San Antonio before signing with Milwaukee for the 2020-21 season ... won an NBA Championship with the Bucks … has appeared in 331 NBA games (165 starts), averaging 9.1 points,1.8 rebounds and 1.3 assists in 21.2 minutes ... has seen action in 37 playoff games, averaging 6.6 points and 1.7 rebounds in 16.5 minutes in the postseason ... a career .412 (584-1416) shooter from three-point range, ninth among active players ... joined Avery Johnson and Bruce Bowen as the only undrafted players in Spurs history to start 80-plus games in a single season (2018-19) ... one of three players in Spurs history under 6'4 and undrafted to start a game, along with Avery Johnson and Anthony Carter ... played on the Spurs Summer League team in 2016 and 2017 ... named to the 2017 All-NBA Summer League Second Team, leading all players who appeared in at least three games in scoring by averaging 26.0 points in five games for the Spurs in Las Vegas ... also led the 2017 Utah Summer League in scoring, averaging 21.3 points in three games.

CAREER TRANSACTIONS: Went undrafted in the 2016 NBA Draft ... signed with the Spurs on 7/14/16 ... re-signed with the Spurs on 7/20/18 ... signed with the Bucks on 11/26/20 ... re-signed with the Spurs on 8/25/21.

2020-21 (Milwaukee): Appeared in 70 games (10 starts), averaging 10.0 points and 1.6 rebounds in 19.3 minutes per game … ranked fourth in the NBA in 3FG% (.452, career high) … also shot a career-best .473 from the field ... scored in double figures 37 times, including five games with 20+ points and one game with 30 points … tallied his fifth 20-point game of the season with 21 points (7-9 FG, 5-6 3FG, 2-3 FT) vs. Miami on 5/15 … scored in double figures a season-high 7 consecutive games from 4/27 – 5/7 … hauled in a career-high 13 rebounds and scored 10 points at Chicago on 4/30 for his lonedouble-double of the season … scored a career-high 30 points (11-17 FG, 6-10 3FG, 2-2 FT) at Houston on 4/29 … broke his own Bucks record for most threes in a game without a miss by going a perfect 7-for-7 from three and scoring 21 points vs. New York on 3/11 .. scored a then-season-high 23 points (8-13 FG, 5-9 3FG) vs. Minnesota on 2/23 … made his first start of the season on 2/8 at Denver and scored 15 points (6-9 FG, 3-6 3FG) … went a perfect 6-for-6 from three, tying the Bucks record for most 3s in a game without a miss, and scored 18 points at Cleveland on 2/6 … scored 20 points (8-15 FG, 4-7 3FG) vs. Indiana on 2/3 … missed one game (3/24) with a right toe sprain … missed one game (5/16) to rest due to left patella tendinitis ... saw action in 20 postseason games, averaging 6.6 points and 2.0 rebounds in 19.9 minutes ... scored in double figures five times, including two games with 20+ points ... scored a playoff-career-high 22 points (8-12 FG, 6-9 3FG) in Game 2 vs. Miami on 5/24 ... made a playoff-career-high seven 3s and matched his playoff-career-high with 22 points in Game 4 at Miami on 5/29.

2019-20: Started in and played 62-of-63 games, averaging 11.2 points, 2.0 rebounds and 1.7 assists in 25.1 minutes per game ... shot .417 from the field, .388 from three point range and .833 from the foul line … ranked second on the team with 148 three-pointers … scored 10-plus points 37 times and added four 20-point performances … recorded the second-most threes made in a single game in franchise history with 8 at Phoenix on 1/20, trailing only Chuck Person's 9 in 1997, including 7 in the first half alone, which set the Spurs record mark for any half … scored a season-high 25 points with 5

three-pointers and matched his career-best 10 field goals made vs. Houston on 12/3 … started his 109th game at Philadelphia on 11/22, the third most starts by an undrafted player in Spurs history, behind Bruce Bowen (560) and Avery Johnson (538) … tied his career-best 7 assists to go along with 19 points at Washington on 11/20 … hit his 300th career three-pointer in game No. 206, only seven undrafted players in NBA history were quicker to 300.

2018-19: Played in all 82 games for the Silver and Black, averaging 11.8 points, 2.9 rebounds and 2.1 assists in 28.0 minutes … led San Antonio with 176 three-pointers made on the season making him just the third player in Spurs history to hit 170-or-more three-pointers in a single season ... scored in double figures in 59 games this season, which tied him for the second-most double-digit performances by an undrafted player in a single season in franchise history … set a number of career-high season marks including games started (81), points scored (967), field goals made (361), three-pointers made (176), rebounds (239) and assists (175) … set career marks in shooting percentages from the field (.456) and charity stripe (.885) as well … led the team in points four times, assists five times and steals 11 times … became the first Spurs point guard to open the season with five consecutive double-digit scoring performances since Tony Parker in 2013-14 ... notched a season-high 24 points and a career-best 11 boards on 12/11 vs. Phoenix, recording his first career double-double performance … his 6 three-point makes on 1/3 vs. Toronto set a new career high … set a new career high with seven assists on 10/31 at Phoenix … matched that with seven assists on 12/21 vs. Minnesota and again on 12/29 at Los Angeles Clippers … swiped away a career-best four steals vs. New Orleans on 11/3 ... started all seven playoff games for San Antonio, averaging 10.7 points, 3.6 rebounds and 1.0 assists in 30.3 minutes per game … became the first undrafted Spur since Bruce Bowen in 2008 to start every game for the Spurs in a playoff series … Avery Johnson and Mark Olberding are the only undrafted Spurs to have averaged more points per game in a playoff run than Forbes 10.7 in 2019 … led the team with 15 three-pointers made and a 48.4 percent from distance … scored in double figures in five playoff games … posted career playoff highs with 19 points (7-11 FG, 3-4 3FG, 2-3 FT) and 6 rebounds in Game 7 at Denver … dished out a playoff high 3 assists at Denver in Game 2.

2017-18: Appeared in 80 games, including 12 starts, averaging 6.9 points, 1.4 rebounds and 1.0 assists in 19.0 minutes … led the Spurs in three-point percentage, shooting a team-best .390 (89-228) from long range to go along with .421 (209-497) from the field and .667 (48-72) from the foul line … scored in double figures 28 times, including 20-or-more twice … led the team in scoring in four games and in assists three times … led the team with a season-high 23 points (9-15 FG, 5-8 3FG) to go along with 3 rebounds and 2 assists vs. Sacramento on 1/28 … led the team off the bench with 22 points (8-11 FG, 3-5 3FG, 3-4 FT), 3 rebounds and 2 assists vs. Charlotte on 11/3 … matched a career-high with 6 assists to go along with 12 points and 3 rebounds at Washington on 3/27 … knocked down a career-high 5 three-pointers en route to 17 points (6-8 FG, 5-5 3FG) vs. Miami on 12/6 … hit the game-winning three-pointer with 21 seconds remaining while finishing with 11 points in a team-leading 36 minutes at Phoenix on 12/9 … tallied 15 points and 3 assists in a career-high 41 minutes at Philadelphia on 1/3 … posted 18 points (7-12 FG, 4-7 3FG) and 2 steals at LA Lakers on 1/11 … recorded 16 points, 3 rebounds and a career-high 3 steals vs. Phoenix on 1/5 … in his first career start tallied 13 points, 3 assists and 2 rebounds in 34 minutes vs. Chicago on 11/11… recorded two DNP-CDs (3/3 and 3/29) … appeared in four playoff games, averaging 4.3 points in 12.7 minutes … finished with 14 points and 3 rebounds in Game 1 at Golden State on 4/14.

2016-17: Appeared in 36 games, averaging 2.6 points in 7.9 minutes … set new career highs in each category as he recorded a game-high 27 points, a team-best 6 assists and 3 rebounds in 29 minutes of action on 4/7 at Dallas … recorded 8 points, 3 assists and 2 rebounds on 4/2 vs. Utah … scored his first NBA points on 10/29 vs. New Orleans, tallying 2 along with a rebound and a steal … made his NBA debut on 10/25 at Golden State and saw 3 minutes of action ... appeared in six postseason games, averaging 3.3 points and 1.0 rebound in 12.1 minutes … finished with 8 points, 1 rebound and 1 block on 5/22 vs. Golden State … had four DNP-CDs (4/17, 5/5, 5/9, 5/14) … inactive for six games (4/20-5/3) ... in 19 games for the Austin Spurs, averaged 23.4 points, 3.5 rebounds, 2.7 assists and 1.32 steals in 35.5 minutes, shooting .502 (158-315) from the field and .459 (56-122) from long-range.

BRYN FORBES

COLLEGE: Played the final two seasons of his collegiate career at Michigan State after playing the first two seasons at Cleveland State ... 2015-16: Named to the All-Big Ten Second Team ... averaged 14.4 points, 2.1 rebounds and 1.5 assists in 35 games … set the Big Ten record for three-pointers in a single game with 11 at Rutgers on 3/2/16 ... 2014-15: Played in 39 games (24 starts) in his first season at Michigan State … averaged 8.5 points, 1.4 rebounds and 1.0 assist in 26.2 minutes per game … 2013-14: Averaged 15.6 points, 2.1 rebounds and 1.5 assists in 32 games (all starts) … named All-Horizon League Second Team … 2012-13: Named Horizon League Newcomer of the Year after averaging 12.7 points, 3.5 rebounds and 1.2 assists in 28.3 minutes per game as a freshman with Cleveland State.

NBA REGULAR SEASON STATISTICS

Year	TEAM	G	MINS	FGM-FGA	PCT	FTM-FTA	FT%	FG3-FG3A	PCT	OFF-DEF-TOT	R/G	AST	A/G	PF	DQ	STL	BLK	PTS	AVG
16-17	SA	36	285	36-99	.364	5-6	.833	17-53	.321	2-21-23	0.6	23	0.6	20	0	1	0	94	2.6
17-18	SA	80	1517	209-497	.421	48-72	.667	89-228	.390	12-98-110	1.4	80	1.0	108	0	28	2	555	6.9
18-19	SA	82	2293	361-791	.456	69-78	.885	176-413	.426	18-221-239	2.9	175	2.1	159	0	45	4	967	11.8
19-20	SA	63	1579	242-581	.417	75-90	.833	148-381	.388	12-114-126	2.0	108	1.7	113	1	33	0	707	11.2
20-21	MIL	70	1354	250-529	.473	47-61	.770	154-341	.452	11-101-112	1.6	45	0.6	77	0	24	1	701	10.0
TOTALS		**331**	**7028**	**1098-2497**	**.440**	**244-307**	**.795**	**584-3229**	**.395**	**55-555-610**	**1.8**	**431**	**1.3**	**477**	**1**	**131**	**7**	**3024**	**9.1**

NBA PLAYOFF STATISTICS

Year	TEAM	G	MINS	FGM-FGA	PCT	FTM-FTA	PCT	FG3-FG3A	PCT	OFF-DEF-TOT	R/G	AST	A/G	PF	DQ	STL	BLK	PTS	AVG
16-17	SA	6	73	6-21	.286	6-6	1.00	2-9	.222	0-6-6	1.0	3	0.5	5	0	0	1	20	3.3
17-18	SA	4	54	5-17	.294	5-7	.714	2-9	.222	1-2-3	0.8	2	0.5	3	0	0	0	17	4.3
18-19	SA	7	212	27-56	.482	6-9	.667	15-31	.484	1-24-25	3.6	7	1.0	14	0	1	1	75	10.7
TOTALS		**17**	**339**	**38-94**	**.404**	**17-22**	**.773**	**19-49**	**.388**	**2-32-34**	**2.0**	**12**	**0.7**	**22**	**0**	**1**	**2**	**112**	**6.6**

CAREER HIGHS

	REGULAR SEASON HIGHS	PLAYOFF HIGHS
MINUTES	42, vs. Oklahoma City, 1/10/19	39, at Denver, 04/27/19
POINTS	30, at Houston, 4/29/21	22 (2), at Miami, 5/29/21
REBOUNDS	13, at Chicago, 4/30/21	6, at Denver, 4/27/19
ASSISTS	7 (4), at Washington, 11/20/19	3, at Denver, 4/16/19
STEALS	4, vs. New Orleans, 11/3/18	1 (3), vs. Phoenix, 7/11/21
BLOCKS	1, at San Antonio, 5/10/21	1 (4), at Brooklyn, 6/15/21

SPURS
7
Frost

KELDON JOHNSON

HEIGHT 6-6 | WEIGHT 210 | SEASON Third
BIRTHDATE 10/11/99 | BIRTHPLACE Chesterfield, Virginia
HIGH SCHOOL Oak Hill Academy | COLLEGE Kentucky

GUARD/FORWARD
3

SELECTED BY SAN ANTONIO IN THE FIRST ROUND OF THE 2019 NBA DRAFT, 29TH OVERALL PICK

CAREER NOTES: Is in his third NBA season, all with the Silver and Black … was named to the 2021 Rising Stars Roster in his sophomore seasosn ... has seen action in 86 regular season games, averaging 12.0 points, 5.5 rebounds and 1.6 assists in 26.4 minutes ... is one of three Spurs in franchise history (Duncan and David Robinson) to record multiple games with 25-plus points and 10-or-more rebounds in their first 50 career games ... is one of only four players in NBA history have recorded 25 points, 10 rebounds and 5+ three-pointers at a younger age than Johnson (21): Kevin Durant, LeBron James, Lauri Markkanen, Luka Doncic … recorded five games with 20+ points, the most 20-point games by a Spur in his first 25 contests since Tim Duncan's six games in 1997 ... posted 23 points and a career-high 21 rebounds at Celveland on 3/19/21, the first Spur to post a 20/20 games with 10+ offensice revbounds since Tim Duncan in 2010 ... has appeared in 26 games for the Austin Spurs, San Antonio's G-League affiliate, averaging 14.0 points, 7.4 rebounds, 2.3 assists and 1.54 blocks per game … a member of the U.S. Olympic Basketball Team, which won gold at the 2020 Tokyo Olympic Games … became just the third American player in franchise history to be named to the U.S. Olympic team after playing for San Antonio, joining David Robinson (1992, 1996) and Tim Duncan (2004) … the 32nd player in Spurs history to represent their country at the Olympics ... played with San Antonio in the 2019 NBA Summer League in both Salt Lake City and Las Vegas ... was one of eight players recognized as a 2019 Salt Lake City Summer League Standout after averaging 16.5 points, 4.5 rebounds and 2.00 steals over two games played.

2020-21: In his second season, was selected to the NBA's 2021 Rising Stars roster, becoming the first Spurs player since Jonathon Simmons in 2017 ... averaged 12.8 points, 6.0 rebounds and 1.8 assists in 28.5 minutes, starting 67 of his 69 appearances ... recorded eight double-doubles … scored in double figures 47 times, including nine games with 20-or-more ... pulled down 10-plus rebounds 11 times ... led the team in scoring six times and in rebounds on 13 occasions ... finished 23 points and a career-high 21 rebounds at Cleveland on 3/19, becoming the first Spur with a 20/20 game since Tim Duncan in 2010; there have only been six games (by 3 players) in NBA history where a player 6'5" or shorter has had 20+ points and 20+ rebounds ... recorded career-highs of 29 points and 12 field goals made vs. Houston on 1/14 … recorded 26 points (7-11 FG, 5-9 3FG, 7-8 FT) and 10 rebounds in 35 minutes vs. L.A. Lakers on 1/1, becoming just the third Spur in history to have a 25- point 10-rebound game in their first 25 games (David Robinson, Tim Duncan) … tallied 25 points, 10 rebounds and 3 assists in 31 vs. Memphis on 2/1 ... tallied his seventh double-double of the season with 20 points (7-10 FG, 2-2 3FG, 4-5 FT) and 10 rebounds vs. Indiana on 4/3 ... recorded a double-double with 17 points, 14 rebounds and 3 assists vs. Dallas on 1/22 ... dished out a career-best 6 assists to go along with 13 points and 6 rebounds vs. Golden Stats on 2/9 ... missed three games due health and safety protocols.

2019-20: Averaged 9.1 points and 3.4 rebounds in 17.7 minutes during his rooking campaign … appeared in 17 games for the Spurs, making his NBA debut at Philadelphia on 11/22 and scoring his first points as a pro on 1/4 at Milwaukee… ranked sixth among all rookies in scoring (14.1) during seeding games at the NBA restart in Orlando … scored a season-high 24 points (8-12 FG, 3-3 3FG, 5-5 FT) and grabbed 11 rebounds for his first career double-double on 8/11 … the first Spurs rookie in franchise history to have a 20/10 game with 3 three-pointers … matched his season high points the following game on 8/13, becoming the first Spurs rookie to score at least 24 points in consecutive games since

Tim Duncan posted 7-straight (4/6/98-4/19/98) … the first Spurs rookie to have multiple 20-point games in a season since Gary Neal in 2011 … became the third Spurs rookie to score 20+ points while hitting multiple threes and shooting 70% in a game (Davis Bertans – 2017, Manu Ginobili – 2003)… and first to hit those numbers and record 5+ rebounds… knocked down a three-pointer in three straight games, the first Spurs rookie to do that since Davis Bertans in 2017, and did so on two sperate occasions ... registered 8 points with a pair of three-pointers and 6 rebounds in the Spurs season restart vs the Kings in Orlando ... recorded 9 points while going 4-of-10 from the floor and dished out a season-high 3 assists at OKC on 2/23. recorded a career-best 5 rebounds on 2/6 at Golden State … appeared in 26 games for San Antonio's G-League affiliate, the Austin Spurs, averaging 14.0 points, 7.4 rebounds, 2.3 assists and 1.54 blocks per game.

COLLEGE: Played one season at the University of Kentucky ... Named the 2019 SEC Freshman of the Year ... averaged 13.5 points, 5.9 rebounds and 1.6 assists in 30.7 minutes, while playing in all 37 games, starting 36 … scored in double figures in 26-of-37 games, including scoring 20-plus points seven times … finished second on the team with four double-doubles on the year … led his team in scoring nine times, steals nine times and rebounding seven times … helped lift the Wildcats to the Elite Eight at the 2019 NCAA Tournament … earned All-SEC Second Team and SEC All-Freshman team honors last season.

NBA REGULAR SEASON STATISTICS

Year	TEAM	G	MINS	FGM-FGA	PCT	FTM-FTA	FT%	FG3-FG3A	PCT	OFF-DEF-TOT	R/G	AST	A/G	PF	DQ	STL	BLK	PTS	A/G
19-20	SA	17	301	53-89	.596	35-44	.795	13-22	.591	10-47-57	3.4	15	0.9	28	0	14	2	154	9.1
20-21	SA	69	1968	338-705	.479	145-196	.740	60-181	.331	93-319-412	6.0	121	1.8	142	1	40	24	881	12.8
TOTALS		**86**	**2268**	**391-794**	**.492**	**180-240**	**.750**	**73-203**	**.360**	**103-366-469**	**5.5**	**136**	**1.6**	**170**	**1**	**54**	**26**	**1035**	**12.0**

CAREER HIGHS

	REGULAR SEASON HIGHS	PLAYOFF HIGHS
MINUTES	42, at Minnesota, 1/9/21	N/A
POINTS	29, vs. Houston, 1/14/21	N/A
REBOUNDS	21, at Cleveland, 3/19/21	N/A
ASSISTS	6, vs. Golden State, 2/9/21	N/A
STEALS	3 (4), vs. Philadelphia, 5/2/21	N/A
BLOCKS	3, at Minnesota, 1/10/21	N/A



TRE JONES

HEIGHT 6-2 | WEIGHT 185 | SEASON Second
BIRTHDATE 01/08/00 | BIRTHPLACE Apple Valley, Minnesota
HIGH SCHOOL Apple Valley (MN) | COLLEGE Duke

GUARD
33

SELECTED BY SAN ANTONIO IN THE SECOND ROUND OF THE 2020 NBA DRAFT, 41ST OVERALL

CAREER NOTES: Is coming off his first season with the Silver and Black … wrapped up his rookie campaign averaging 2.5 points and 1.1 assists in 7.3 minutes while appearing in 37 games … made his NBA debut vs. L.A. Lakers on 12/30/20 … was named to the 2021 All-NBA G League Third Team … during the 2021 NBA G League Bubble in Orlando, averaged 18.1 points, 9.7 assists and 5.3 rebounds in 31.3 minutes in seven games … in his Austin debut on 2/10/21 Jones posted 18 points and 16 assists, which set a record for most assists by a player playing in his first career G League game and was the G League's single-game high this season.

2020-21: In his rookie season with the Spurs, averaged 2.5 points and 1.1 assists in 7.3 minutes over 37 games ... dished out a season-high 7 assists on 5/16 vs. Phoenix … recorded season highs with 11 points and 5 field goals on 5/5 at Utah … on 4/22 vs. Detroit, dished out 5 assists … scored his first basket in his NBA debut against the Lakers on 12/30 … scored 9 points and pulled down 3 rebounds vs. Utah on 1/3 vs. Utah … registered 27 DNP-CDs and was inactive (G-League assignment) for seven games ... played in seven games with the Austin Spurs in the G League, averaging 18.1 points (.446), 5.3 rebounds and 9.7 assists ... in his Austin debut on 2/10/21 Jones posted 18 points and 16 assists, which set a record for most assists by a player playing in his first career G League game and was the G League's single-game high this season ... was named to the 2021 All-G League Third Team.

COLLEGE: Played two seasons at Duke … as a sophomore became just the second player in ACC history to win Player of the Year and Defensive Player of the Year in the same season … also earned AP All-America Third Team honors and was a finalist for the 2019-20 Bob Cousy Point Guard of the Year and Naismith Defensive Player of the Year awards … in 65 total games with the Blue Devils, Jones averaged 12.4 points, 5.8 assists, 4.0 rebounds and 1.83 steals in 34.7 minutes.

PERSONAL: Full name is Tre Isiah Jones … son of Debbie and Rob Jones and has two older brothers, Tyus and Jadee … Tyus plays for the Memphis Grizzlies after attending Duke and Jadee played basketball at Furman.

NBA REGULAR SEASON STATISTICS

Year	TEAM	G	MINS	FGM-FGA	PCT	FTM-FTA	FT%	FG3-FG3A	PCT	OFF-DEF-TOT	R/G	AST	A/G	PF	DQ	STL	BLK	PTS	AVG
20-21	SA	37	269	37-78	.474	17-19	.895	3-5	.600	8-13-21	0.6	39	1.1	13	0	8	0	94	2.5

CAREER HIGHS

	REGULAR SEASON HIGHS	PLAYOFF HIGHS
MINUTES	29, at Phoenix, 5/15/21	N/A
POINTS	11, at Utah, 5/5/21	N/A
REBOUNDS	3 (2), at Milwaukee, 3/20/21	N/A
ASSISTS	7, vs. Phoenix, 5/16/21	N/A

JOCK
LANDALE

HEIGHT 6-11 | WEIGHT 255 | SEASON Rookie
BIRTHDATE 10/25/95 | BIRTHPLACE Melboune, Australia
HIGH SCHOOL Geelong Grammar School | COLLEGE St. Mary's (CA)

SIGNED BY THE SPURS ON 8/20/21

CENTER
34

CAREER NOTES: Enters his first NBA season after going undrafted in the 2018 NBA Draft … spent three past years playing overseas ... played for Partizan in Serbia (2018-19), Zalgris in Lithuania (2019-20) where he became LKL Champion, and then returned to Australia to play in the NBL for Melbourne United (2020-21) … member of the Australian National Team … won bronze in men's basketball at the 2020 Tokyo Olympic Games, Australia's first-ever Olympic medal in the event … averaged 12.8 points, 4.7 rebounds and 2.2 assists in 21.5 minutes for the Boomers in Tokyo.

2020-21 (Australia): Spent last season with Melbourne United, averaging 16.4 points, 7.8 rebounds, 2.2 assists and 1.5 blocks to help the team win the 2021 NBL Championship … named the NBL Grand Final MVP and to the All-NBL First Team.

2019-20 (Lithuania): Helped guide Žalgiris Kaunas to the LKL Championship averaging 11.0, 4.4 rebounds and 1.0 assists in 25 games ... led Žalgiris to the King Mindaugas Cup.

2018-19 (Serbia): Spent his first professional season playing for Partizan of the ABA League ... in 16 Eurocup games, averaged 11.2 points, 6.5 rebounds and 1.8 assists in 25.1 minutes ... shot .632 from the field ... was named to the All-ABA Starting Five Team.

COLLEGE: Spent four seasons Saint Mary's College (CA) ... averaged 13.2 points and 6.7 rebounds over four seasons … as a senior averaged 21.5 points, 10.2 rebounds and 1.1 blocks while being named the 2017-18 West Coast Conference Player of the Year … selected to the All-WCC First Team and WCC All-Tournament team … named a Kareem Abdul Jabaar Top-five finalist and a Second-Team All-American ... led the Gaels to the NCAA Tournament his junior season after averaging 16.9 points and 9.5 rebounds ... earned ALL-WCC First Team honors.

DOUG McDERMOTT

HEIGHT 6-8 | WEIGHT 225 | SEASON Eighth
BIRTHDATE 1/3/92 | BIRTHPLACE Grand Forks, North Dakota
HIGH SCHOOL Ames High School (IA) | COLLEGE Creighton

FORWARD
17

SELECTED BY THE NUGGETS IN THE FIRST ROUND OF THE 2014 NBA DRAFT, 11TH OVERALL SELECTION

ACQUIRED BY THE SPURS ON 8/8/21

CAREER NOTES: Is in his eighth NBA season, his first with the Silver and Black … has appeared in 476 career games with the Bulls, Thunder, Knicks, Mavericks and Pacers, averaging 9.0 points and 2.4 rebounds in 20.6 minutes … shoots .478 from the field, .407 from long range and .824 from the foul line over his career … one of only nine active players in the NBA with more than 600 three-pointers while shooting at least .400 from beyond the arc … in 2019-20, shot a career-high .435 percent from 3-point range, which ranked fifth in the NBA … made a career-high 128 3-pointers on the season, which set a Pacers franchise record for threes made off the bench in a season … has appeared in 14 career playoff games in four trips to the postseason with Chicago (2014-15), Oklahoma City (2016-17) and Indiana (2018-20).

CAREER TRANSACTIONS: Drafted by Denver in the first round of the 2014 NBA Draft (11th overall) on 6/26/14 ... sent to Chicago in a draft night trade along with Anthony Randolph in exchange for Gary Harris, Jusuf Nurkić and a 2015 2nd round draft pick ... traded by the Bulls along with Taj Gibson and a 2018 second round draft pick to the Oklahoma City Thunder for Joffrey Lauvergne, Anthony Morrow and Cameron Payne on 2/23/17... traded by the Thunder with along Enes Kanter and a 2018 2nd round draft pick to the New York Knicks for Carmelo Anthony on 9/25/17 ... as part of a three-team trade, traded by the Knicks to the Dallas Mavericks; the Mavericks traded Devin Harris to the Denver Nuggets; the Nuggets traded a 2018 second round draft pick to the Mavericks; the Nuggets traded Emmanuel Mudiay to the Knicks; and the Knicks traded a 2018 2nd round draft pick to the Denver Nuggets on 2/8/18 ... signed as a free agent with the Pacers on 7/6/18 ... obtained from the Pacers, along with a 2023 protected second round pick and the right to swap 2026 second round picks in exchange for San Antonio's 2023 protected second round pick on 8/8/21.

2020-21 (Indiana): Averaged career highs this season with 13.6 points, 3.3 rebounds and 1.4 assists per game over 66 appearances…made a career-high 29 starts during the regular season, the most in his NBA career and more than double the amount he started over his first six NBA seasons (14)…scored 20 or more points 11 times, the most 20+ point games he has recorded in one season in his NBA career…scored in double figures in 13 straight games to end the regular season, which was the longest streak of his NBA career…tied his career highs with 31 points and six 3-pointers in the win at Oklahoma City on 5/1…tallied 18 points and a season-high nine rebounds vs. Cleveland on 12/31… missed six game due to injury: one with a sore right knee (2/15), one with a right ankle sprain (3/29) and four with a left ankle sprain (4/14-18, 4/21).

2019-20 (Indiana): Made 69 appearances off the bench for the Pacers and passed his previous career high with an average of 10.3 points to go along with 2.6 rebounds and 1.1 assists per ... shot .488 from the field and a career-high .435 from 3-point range, which led the team and ranked fifth in the NBA…made a career-high 128 3-pointers on the season, which set a new franchise record for threes made off the bench in a season … scored in double figures 31 times with three games with 20-or-more … led Indiana with 24 points, shot 9-for-10 from the field and set a career high with six 3-pointers on seven attempts at Denver on 1/19 ... finished with 18 points (7-8 FG, 4-5 3FG) during the fourth quarter ... matched his 24 points with an identical shooting output (9-10 FG, 6-7 3FG) three games later at Golden State on 1/24 ... tied his career high again with six 3-pointers in a 19-point outing at Portland on 1/26 … scored 13 points and grabbed 8 rebounds in 23 minutes off the

bench vs. Minnesota on 1/17… scored 19 points, including 15 in the second quarter in which he made four 3-pointers, grabbed 7 rebounds and tied his career high with 4 assists in 30 minutes off the bench vs. Washington on 11/6 … missed four games due to injury: three with a sore right knee (3/6-10) and one right a sore right knee (8/6) ... appeared in all four games of Indiana's series against Miami and averaged 2.5 points over 13.5 minutes per game.

2018-19 (Indiana): Appeared in 77 games and made one start in his first season with the Pacers and averaged 7.3 points and 1.4 rebounds over 17.3 minutes per game … shot .491 from the field, .408 from 3-point range and .835 from the free throw line … finished 14th in the NBA in 3-point percentage shot .491 percent from 3-point range over 39 road appearances this season, which led the league in that category … scored in double figures 26 times with a season high of 21 points twice during the regular season … led the Pacers in scoring and posted season highs with 21 points and 6 rebounds in just 23 minutes off the bench at Utah on 11/26 ... followed that performance with 21 points as he tied his career high with five 3-pointers the next night at Phoenix on 11/27 … made his only start of the season as he finished with 13 points, 5 rebounds and 2 assists at Atlanta on 4/10 … missed five games (2/2-9) during the regular season with sore ribs ... appeared in three games for the Pacers against the Celtics and averaged 2.0 points, 1.7 rebounds and 1.3 assists per game.

2017-18 (New York/Dallas): Played a combined 81 games and made four starts for the New York Knicks and Dallas Mavericks, and averaged 7.9 points, 2.5 rebounds and 1.0 assists over 21.8 minutes per game … shot a career-best .467 from the field and .426 percent from three-point range to go with .790 mark from the free throw line … acquired by the Knicks via trade before the season, he began the season by averaging 7.2 points and 2.4 rebounds per game over 55 appearances (one start) for New York … recorded two of his three 20+ point performances on the year for the Knicks, including a season-high 23 points on 9-for-13 shooting vs. Atlanta on 12/10 … as part of a three-team trade, he was acquired by Dallas on 2/8 … played 26 games and made three starts for the Mavericks, averaging 9.0 points, 2.5 rebounds and 1.1 assists … shot .494 from three-point range for Dallas

2016-17 (Chicago/Oklahoma City): Averaged 9.0 points and 2.7 rebounds in 22.8 minutes in 66 overall games (five starts) for the Bulls and Thunder ... shot .447 fromt he field, .370 from long range and .845 from the foul line ... appeared in 44 games (four starts) for the Bulls and 22 games (one start) for the Thunder following a mid-season trade to Oklahoma City ... scored a career-best 31 points for Chicago at Memphis on 1/15 … pulled down a career-high 10 rebounds for the Bulls vs. Toronto on 1/7 ... recorded four 20+ scoring games … tied his career high with five triples on his way to 23 points against the Pacers on 10/29 ... missed 11 games (11/15-12/6) due to a concussion suffered on 11/12 vs. Wizards…missed three games in season's final weeks (4/9-12) due to left knee soreness ... came off the bench in all five games of Oklahoma City's First Round series vs. Houston, and averaged 5.0 points in 13.2 minutes ... scored a postseason career high 11 points in 14 minutes in Game 2 at Houston on 4/19.

2015-16 (Chicago): Played in 81 games on the year (four starts) and averaged 9.4 points and 2.4 rebounds in 23.0 minutes ... shot .452 from the field, .425 from beyond the arc and .857 from the line … in four starts, averaged 11.5 points and 1.8 rebounds in 22.2 minutes, while shooting .548 from the field, .533 from 3-point territory and .800 from the stripe … tallied 37 games with 10+ points and five games with 20+ points … posted 18 games with three or more three-pointers … dished a career-best four assists at New Orleans on 4/11 … tallied a career-high nine rebounds at Houston on 3/31 … tied his career high of five threes vs. Brooklyn on 3/17 … scored 20+ points in consecutive games for the first time in his career (29 at Toronto on 3/14, and 20 at Washington on 3/16 … posted double-digit scoring for career-long seven-game streak from 2/19–3/2 … went a career-best 7-of-7 from the foul line at Atlanta on 2/26 … set a career high in scoring with his first 30-point game vs. Toronto on 2/19; also made a career-high 13 field goals … made his first NBA start vs. Oklahoma City on 11/5 … missed one game with a right knee injury (12/28)

2014-15 (Chicago): Appeared in 36 games, averaging 3.0 points and 1.2 rebounds in 8.9 minutes while shooting .402 from the field, .317 from downtown and .667 from the line … recorded four games with 10 or more points … posted 13 points at Charlotte on 3/13…recorded a season-high 16 points (8-17 FG) at Indiana on 3/6 … registered 12 points in 12 minutes against Orlando on 11/4 … recorded 18 DNP-CDs and was on the team's Inactive List 28 times … missed 24 games with a right knee injury (12/2, 12/6-1/17) and three games with back soreness (3/25-4/1) ... appeared in three games and averaged

1.7 points over 3.3 minutes as Chicago reached the Eastern Conference Semifinals ... scored five points in six minutes off the bench as Chicago closed out Milwaukee in Game 5 of the First Round on 4/30.

COLLEGE: Spent four years at Creighton ... played in 145 games and averaged 21.7 points, 7.5 rebounds and 1.3 assists per game … shot .550 from the field, .458 from the three and .831 from the free throw line ... was named the Consensus National Player of the Year in 2014 … finished his career as one of only three players in NCAA history with 3,000 points and 1,000 rebounds in a career (Lionel Simmons and Harry Kelly) … was the eighth player in college basketball history to surpass 3,000 career points, good for fifth all-time with 3,150 career points … one of only 11 players to earn three straight First Team AP All-America honors since the inception of the award (1947-48) … a three-time Wooden and USBWA All-American … holds school records for points (3,150), field goals (1,141), 3-point percentage (.458) and free throws (594), as well as the single-season mark for points (934) and FGM (330) … McDermott earned Big East Player of the Year honors, as well as 13 National Player of the Year honors … a finalist for the Wooden and Naismith National Player of the Year Awards … in 2010-11, became the third freshman (Carmelo Anthony, Kevin Durant) nationally since 2002 to post at least 525 points, 270 rebounds and 40 three-pointers.

PERSONAL: Full name is Douglas Richard McDermott … son of Greg and Theresa … was a high school teammate of Sacramento Kings forward Harrison Barnes at Ames High School in Iowa … helped guide Ames High to 53 straight wins and back-to-back state titles … named First Team All-State after averaging 20.1 points and 7.8 rebounds per game his senior season ... originally signed to play with the University of Northern Iowa, but was released from his letter-of-intent for the chance to play for his father at Creighton.

NBA REGULAR SEASON STATISTICS

Year	TEAM	G	MINS	FGM-FGA	PCT	FTM-FTA	FT%	FG3-FG3A	PCT	OFF-DEF-TOT	R/G	AST	A/G	PF	DQ	STL	BLK	PTS	AVG
14-15	CHI	36	321	43-107	.402	10-15	.667	13-41	.317	6-37-43	1.2	6	0.2	29	0	4	1	109	3.0
15-16	CHI	81	1861	291-644	.452	72-84	.857	110-259	.425	37-158-198	2.4	59	0.7	127	0	14	6	764	9.4
16-17	CHI/OKC	66	1508	222-497	.447	71-84	.845	77-208	.370	20-159-179	2.7	58	0.9	79	0	13	5	592	9.0
17-18	NYK/DAL	81	1768	237-508	.467	64-81	.790	92-216	.426	40-160-200	2.5	79	1.0	122	0	19	16	630	7.8
18-19	IND	77	1340	207-422	.491	66-79	.835	84-206	.408	17-92-109	1.4	67	0.9	104	0	18	8	564	7.3
19-20	IND	69	1372	267-547	.488	48-58	.828	128-294	.435	26-148-174	2.5	78	1.1	117	0	12	5	710	10.3
20-21	IND	66	1619	354-665	.532	80-98	.816	111-286	.388	60-161-221	3.3	85	1.3	117	1	20	6	899	13.6
TOTALS		**476**	**9788**	**1621-3390**	**.478**	**411-499**	**.824**	**615-4886**	**.396**	**206-915-1121**	**2.4**	**432**	**0.9**	**659**	**1**	**100**	**47**	**4268**	**9.0**

NBA PLAYOFF STATISTICS

Year	TEAM	G	MINS	FGM-FGA	PCT	FTM-FTA	PCT	FG3-FG3A	PCT	OFF-DEF-TOT	R/G	AST	A/G	PF	DQ	STL	BLK	PTS	AVG
14-15	CHI	3	10	1-3	.333	2-2	1.000	1-2	.500	1-1-2	0.7	1	0.3	0	0	0	0	5	1.7
16-17	OKC	5	66	9-18	.500	0-0	---	7-13	.538	0-5-5	1.0	1	0.2	2	0	1	1	25	5.0
18-19	IND	3	29	2-10	.200	2-4	.500	2-3	.667	3-2-5	1.7	4	1.3	2	0	0	1	6	2.0
19-20	IND	4	54	4-15	.267	0-0	---	2-10	.200	0-3-3	0.8	1	0.3	3	0	1	0	10	2.5
TOTALS		**15**	**159**	**16-46**	**.348**	**4-6**	**.667**	**10-32**	**.313**	**4-11-15**	**1.0**	**7**	**0.5**	**7**	**0**	**2**	**2**	**46**	**3.1**

CAREER HIGHS

	REGULAR SEASON HIGHS	PLAYOFF HIGHS
MINUTES	42, at Brooklyn, 3/17/18	19, vs. Houston, 4/23/27
POINTS	31 (2), at Oklahoma City, 5/1/21	11, at Houston, 4/19/17
REBOUNDS	10, vs. Toronto, 1/7/17	4, at Boston, 4/14/19
ASSISTS	4 (11), vs. Brooklyn, 4/29/21	2 (2), at Boston, 4/17/19
STEALS	3, vs. Denver, 3/4/21	1 (2), vs. Miami, 8/20/20
BLOCKS	2 (2), at Charlotte, 11/21/18	1 (2), at Boston, 4/14/19

TOL 5 FG% 38.1 PF 3
SPURS
17
POTRI
20

GUARD

5

DEJOUNTE MURRAY

HEIGHT 6-5 | WEIGHT 180 | SEASON Fifth
BIRTHDATE 9/19/96 | BIRTHPLACE Seattle, WA
HIGH SCHOOL Rainier Beach High School (WA) | COLLEGE Washington

SELECTED BY THE SPURS IN THE FIRST ROUND OF THE 2016 NBA DRAFT, 29TH OVERALL SELECTION

CAREER NOTES: Is in his fifth NBA season, all with the Spurs … selected by the Silver and Black in the first round of the 2016 NBA Draft (29th overall) … named to NBA All-Defensive Second Team in 2018, becoming the youngest player in NBA history to be named to an All-Defensive Team … has appeared in 252 NBA games, averag¬ing 10.1 points, 5.4 rebounds, 3.6 assists and 1.26 steals in 23.4 minutes ... has four career triple-doubles, and 31 games with 10-or-more rebounds, the most by a Spurs point-guard in franchise history ... played his 250th career game on 5/12/21 … only player in Spurs history to have registered 2,500 points, 1,000 rebounds, 750 assists and 250 steals in their first 250 career games … his 12 consecutive games with at least two steals from 12/1/19 to 12/31/19 is the longest streak by a Spur since David Robinson (13) in 1992 … ended the 2021 season with 473 rebounds, surpassing his own mark set in 2018 (459) for most total rebounds in a single season by a point guard in Spurs history … during the 2016-17 season became just the second rookie guard in Spurs history to win his first seven career starts, joining Tony Parker (2001) ... one of four rookies in franchise history to record a point/rebound double-double in the playoffs (David Robinson, Tim Duncan, Kawhi Leonard) ... has seen action in 16 playoff games, averaging 6.4 points, 3.0 rebounds, 2.3 assists and 1.31 steals in 16.5 minutes ... has appeared in 15 games for the Austin Spurs, the Spurs NBA G League affiliate, averaging 17.2 points, 7.9 rebounds, 6.2 assists and 2.00 steals in 35.1 minutes ... played on the Spurs Summer League Team in 2016 and 2017

2020-21: Started all 67 games he appeared in ... averaged career-highs of 15.7 points, 7.1 rebounds, 5.4 assists and 1.51 steals in 31.9 minutes ... ranked fith in the league with 105 total steals and 11th in the NBA in steals per game ...became just the third Spur in franchise history to record four triple-doubles in one season … only three other Spurs in history with multiple triple-doubles in their career: David Robinson – 14; Alvin Robertson – 8; Johnny Moore – 6 … posted 13 double-doubles ... scored in double figures 58 times, including 18 games with 20+ ... registered 13 games with 10-or-more rebounds and five games with 10+ assists ... had 14 games with 3-plus steals ... led the team in scoring nine times, in rebounding 16 times, in assists on 28 occasions and in steals 27 times ... tallied his 31st career game with 10+ rebounds; all other point guards in Spurs history have 30 combined ... recorded his first career triple double with 11 points, 10 rebounda and 10 assists vs. Toronto on 12/26 ... scored a career-high 29 points (12-19 FG, 2-3 3FG, 3-3 FT) to go along with 7 rebounds and 7 assists vs. the Lakers on 12/30 … grabbed a career-high 17 rebounds to go along with 25 points at Washington on 4/26, the most rebounds by a Spurs guard since 1985 … had a streak of 20 straight games scoring in double figures from 3/25 5/5 ... matched his career-high 11 assists to go along 22 points and 10 rebounds en route to his fourth triple-double of the season at Miami on 4/28 … grabbed a career-high 8 steals and added 27 points, 10 rebounds and 4 assists vs. Golden State on 2/8 ... finsihed with 26 points, 12 rebounds and 6 assists at Charlotte on 2/14.

2019-20: Murray played in 66 games along with a career-high 58 starts after missing the entire 2018-19 season due to injury … averaged 10.9 points, 5.8 rebounds, 4.1 assists and 1.68 steals 25.6 minutes … ranked second on the team in rebounds (383) and assists (271) … ranked fourth in the league in total steals (111) … scored in double figures 39 times, including four games with 20+ ... register six double-doubles ... shot a career-best .462 percent from the field … recorded 21 points and 10 rebounds on 8/2, his second career 20+ point double-double and third such game by a point guard in Spurs history … grabbed a career-high 14 rebounds with 12 points and 7 assists at Utah on 8/13, his 13th career double-double

… first point guard in Spurs history to score 20-or-more points and 7-plus rebounds in back-to-back games on 2/11 and 2/21 … recorded the longest streak with 2+ steals (12) by a Spur since David Robinson (13) in 1992 … played his 150 career game vs. Milwaukee on 1/6, only two other players in Spurs history have registered 1,000 points, 600 rebounds and 400 assists in their first 150 career games: Alvin Robertson and Willie Anderson … dished out double-digit assists for the first time in his career with 10 vs. Okalhoma City on 11/7 … on opening night, had 18 points, 8 rebounds, 6 assists, 3 steals on 70/100/100 shooting, which has only been accomplished twice in NBA history, Mitch Richmond (Warriors - 1991); Kevin Johnson (Suns - 1997).

2018-19: Tore his right anterior cruciate ligament on 10/7 vs. Houston in the preseason … Missed the entirety of the 2018-19 NBA season while recovering from injury.

2017-18: Named to NBA All-Defensive Second Team, becoming the youngest player in NBA history to be named to an All-Defensive Team … appeared in 81 games, averaging 8.1 points, 5.7 rebounds, 2.9 assists and 1.20 steals in 21.5 minutes … shot .443 (270-609) from the field, .265 (9-34) from three-point range and .709 (105-148) from the free throw line … in 48 games as a starter, averaged 10.1 points, 7.0 rebounds, 3.5 assists and 1.56 steals in 26.1 minutes … ended the season with 459 rebounds, setting the record for most total rebounds in a single season by a point guard in Spurs history passing the previous mark of 378 by Johnny Moore in 1984-85 … scored 10-plus points 33 times … grabbed 10-or-more rebounds 12 times, the most by a Spurs point-guard in franchise history … handed out 5-or-more assists 20 times … registered seven double-doubles … led the team assists 24 times, in steals on 20 occasions and in rebounds 13 times … finished with a season-high 23 points (7-12 FG, 9-13 FT) along with 10 rebounds, 6 assists, and 2 steals en route to his seventh double-double of the season at LA Lakers on 4/4 … recorded a career-best 7 steals while also posting a double-double with 19 points (8-15 FG, 3-4 FT), 10 rebounds and 3 assists vs. Cleveland on 1/23 … recorded 18 points (8-13 FG, 1-2 3FG, 1-2 FT), 12 rebounds, and 4 steals vs. New Orleans on 3/15 … tallied 18 points (8-15 FG, 1-1 3FG, 1-1 FT), 9 rebounds and 5 assists vs. New Orleans on 2/28 … became the only Spur in history other than David Robinson to post a line of 13 points, 9 rebounds, 5 assists, 4 steals and 3 blocks at Cleveland on 2/25 … recorded his first regular season career double-double with 16 points (6-12 FG, 4-6 FT), 14 rebounds and 6 assists vs. Toronto on 10/23 … handed out a season-best 7 assists while pulling down 13 rebounds vs. Denver on 1/30 … recorded a double-double on 14 points (7-14 FG), 11 rebounds, 5 assists, and 3 steals at LA Lakers on 1/11 … chipped in 11 points (4-9 FG, 1-1 3FG, 2-2 FT), a season-best 7 assists and 4 rebounds at Memphis on 1/24 … tallied 16 points (7-8 FG, 2-2 FT), 5 rebounds, 2 assists, 2 steals and 1 block in the season opener vs. Minnesota on 10/18 … started all five playoff games, averaging 7.8 points, 4.2 rebounds, 1.8 assists and 1.00 steals in 19.2 minutes.

2016-17: Appeared in 38 games with eight starts, averaging 3.4 points, 1.1 rebounds and 1.3 assists … shot .431 from the floor and .391 from long range … second rookie guard in Spurs history to win his first seven career starts, joining Tony Parker (2001) ... scored in double figures in four games and led the team in assists four times … in a career game on 1/19 vs. Denver, registered 24 points (7-11 FG, 3-5 3FG, 7-7 FT), 2 rebounds, 2 assists and 1 steal in 34 minutes of action … in his fifth NBA start, registered 11 points (4-7 FG, 3-4 FT), 3 rebounds, 2 assists and 1 block in 22 minutes on 1/24 at Toronto … notched 14 points (7-11 FG), 6 assists and 2 rebounds on 1/21 at Cleveland … finished with 10 points (3-5 FG, 2-2 3FG, 2-2 FT) along with 2 assists in 10 minutes on 1/12 vs. L.A. Lakers … in his first career start, scored 4 points (2-3 FG), a personal best 4 assists and 2 rebounds in 14 minutes on 11/21 vs. Dallas … hit his first field goal on 2-for-2 three-point shooting in 9 minutes on 11/5 vs. L.A. Clippers … recorded his first NBA points by going 2-for-2 at the foul line on 11/4 at Utah … made his NBA debut on 10/29 vs. New Orleans and grabbed 2 boards and one assist … sat out two games with a sprained right ankle (1/14-1/17) … missed 17 games, left groin (3/11-4/10) … was inactive for 12 games (10/25, 10/27, 11/12, 12/5-12/20, 2/10) … missed 13 games DNP-CD (10/30, 11/9, 11/23-11/25, 11/30-12/2, 1/1, 1/10, 1/29, 2/8, 2/13, 3/3, 3/6) ... appeared in 11 playoff games and started in two, averaging 5.7 points, 2.5 rebounds, 2.5 assists and 1.45 steals in 15.3 minutes … shot .377 from the field and .680 from the free throw line … finished with 9 points, 7 assists, a Spurs rookie record 5 steals and 2 rebounds on 5/22 at Golden State … registered 10 points (4-6 FG), 2 rebounds and 2 steals on 5/20 vs. Golden State … tallied 8 points, 6 rebounds, team-leading 6 assists and game-best 4 steals on 5/16 at Golden State … recorded a double-double of 11 points (5-10 FG, 1-2 FT) and 10 rebounds along with 5 assists, 2 steals and 1 block on 5/11 at Houston … became the fourth rookie in Spurs history to record a point/rebound double-double in the playoffs, joining David Robinson, Tim Duncan and Kawhi Leonard ... in his first postseason start on 5/5 at Houston… sat out three games DNP-CD (4/22, 4/27, 5/9) … was inactive for two games (4/15-4/17).

DEJOUNTE MURRAY

COLLEGE: Named to the Pac-12 All-Conference Second Team and Pac-12 All-Freshman Team, averaging 16.1 points, 5.9 rebounds, 4.4 assists and 1.82 steals in 33.5 minutes while starting all 34 games … led all Pac-12 freshmen in points, assists and steals, while finishing second in rebounds … scored double figures in 26 contests, including 10 with at least 20 points and two with 30-or-more … set a new school record for assists by a freshman, finishing the season with 151 helpers … one of two freshmen in NCAA Division I to average at least 16.0 points, 5.0 rebounds and 4.0 assists last season, along with LSU forward and 2016 number one overall draft pick Ben Simmons.

NBA REGULAR SEASON STATISTICS

Year	TEAM	G	MINS	FGM-FGA	PCT	FTM-FTA	FT%	FG3-FG3A	PCT	OFF-DEF-TOT	R/G	AST	A/G	PF	DQ	STL	BLK	PTS	AVG
16-17	SA	38	322	50-116	.431	21-30	.700	9-23	.391	6-36-42	1.1	48	1.3	29	0	8	6	130	3.4
17-18	SA	81	1743	270-609	.443	105-148	.709	9-34	.265	110-349-459	5.7	231	2.9	151	0	97	31	654	8.1
19-20	SA	66	1687	294-637	.462	91-114	.798	41-111	.369	69-314-383	5.8	271	4.1	143	1	111	17	720	10.9
20-21	SA	67	2139	441-974	.453	106-134	.791	63-199	.317	58-415-473	7.1	363	5.4	135	0	101	7	1051	15.7
TOTALS		**252**	**5891**	**1055-2336**	**.452**	**323-426**	**.758**	**122-367**	**.332**	**243-1114-1357**	**5.4**	**913**	**3.6**	**458**	**1**	**317**	**61**	**2555**	**10.1**

NBA PLAYOFF STATISTICS

Year	TEAM	G	MINS	FGM-FGA	PCT	FTM-FTA	PCT	FG3-FG3A	PCT	OFF-DEF-TOT	R/G	AST	A/G	PF	DQ	STL	BLK	PTS	AVG
16-17	SA	11	168	23-61	.377	17-25	.680	0-3	.000	4-23-27	2.5	27	2.5	14	0	16	1	63	5.7
17-18	SA	5	96	14-31	.452	7-9	.778	4-6	.667	4-17-21	4.2	9	1.8	11	0	5	2	39	7.8
TOTALS		**16**	**264**	**37-92**	**.402**	**24-34**	**.706**	**4-9**	**.444**	**8-40-48**	**3.0**	**36**	**2.3**	**25**	**0**	**21**	**3**	**102**	**6.4**

CAREER HIGHS

	REGULAR SEASON HIGHS	PLAYOFF HIGHS
MINUTES	43, at Boston, 4/30/21	30, vs. Golden State, 5/22/17
POINTS	29, vs. LA Lakers, 12/30/20	12, vs. Golden State , 4/22/18
REBOUNDS	17, at Washington, 4/26/21	10, at Houston, 5/11/17
ASSISTS	11 (2), at Miami, 4/28/21	7, vs. Golden State, 5/22/17
STEALS	8, vs. Golden State, 2/8/21	5, vs. Golden State, 5/22/17
BLOCKS	3 (2), at Cleveland, 2/25/18	1 (3), vs. Golden State, 4/22/18

JAKOB POELTL

HEIGHT 7-0 | WEIGHT 240 | SEASON Sixth
BIRTHDATE 10/15/95 | BIRTHPLACE Vienna, Austria
COLLEGE Utah

SELECTED BY TORONTO IN THE FIRST ROUND OF THE 2016 NBA DRAFT, NINTH OVERALL

ACQUIRED BY THE SPURS ON 7/18/18

CENTER
25

CAREER NOTES: In his sixth NBA season, his fourth with the Spurs ... the first Austrian player in NBA history ... has appeared in 348 career NBA games, averaging 6.1 points, 5.4 rebounds, 1.2 assists and 1.17 blocks in 18.5 minutes … a career 63.2% from the field … owns the Spurs franchise record for single-season field-goal percentage after shooting .645 (187-290) during the 2018-19 season ... has recorded 27 double-doubles over the past two seasons after posting nine total in his previous four seasons (279 games) … has seen action in 22 playoff games, averaging 5.0 points, and 4.6 rebounds and 15.6 minutes … appeared in two G League games with Raptors 905, averaging 16.0 points, 13.0 rebounds, 3.0 blocks and 33.5 minutes during the 2016-07 season … participated with the Raptors in NBA Summer League 2016 and 2017 in Las Vegas … played professionally in Austria in 2013-14 with Arkadia Traiskirchen, averaging 12.7 points, 7.7 rebounds and 26.3 minutes in 23 games … represented Austria at 2012 and 2013 U18 European Championship (Division B) … in 2013, averaged 15.4 points, 12.3 rebounds and 27.4 minutes in seven games … in 2012, posted averages of 15.3 points, 12.8 rebounds and 29.4 minutes in eight games … both parents were members of the Austrian national volleyball teams.

CAREER TRANSACTIONS: Drafted by Toronto in the first round of the 2016 NBA Draft (ninth overall) ... Obtained by San Antonio, along with DeMar DeRozan and a protected 2019 first round pick (Keldon Johnson), in exchange for Kawhi Leonard and Danny Green on July 18, 2018 ... re-signed with the Spurs on Nov. 24, 2020.

2020-21: In his third season with the Spurs, appeared in 69 games, including a career-high 51 starts, averaging career-highs with 8.6 points, 7.9 rebounds, 1.9 assists and 1.78 blocks in 26.7 minutes … shot .616 from the floor which ranked seventh in the NBA ... ranked sixth in the league in blocks per games and fifth in the NBA with 123 total blocks for the season ... posted a career-best 15 doubles ... scored in double figures in 25 games, including two with 20+ ... pulled down 10+ rebounds on 21 occasions ... registered 3-or-more blocks in 23 games ... recorded a career-best four consecutive games with a double-double from 3/29 to 4/3 … led the team in scoring twice, rebounding 31 times and in blocks on 40 occasions ... matched his career-high 20 points, twice this season … scored 20 points (9-11 FG, 2-5 FT) with a career-best 16 rebounds at Chicago on 3/17 ... followed that up with 20 points (8-9 FG), 9 rebounds and 3 blocks vs. Chicago on 3/27 … posted a double-double with 17 points (6-8 FG, 5-6), 11 rebounds, 4 assists and 4 blocks vs. Detroit on 4/22 ... finished with 14 points, 13 rebounds, 3 assists, 3 blocks and 2 steals vs. Indiana on 4/3 ... pulled down 10 rebounds to go along with 12 points vs. Sacramento on 3/31.

2019-20: Started 18 of his 66 games, averaging 5.6 points, 5.7 rebounds, 1.8 asissts and 1.44 steals in 17.7 minutes ... shot .624 from the field ... his 95 blocks this season were the eighth-most in the NBA … registered four double-doubles ... scored in double figures nine times and pulled down 10+ rebounds 10 times ... blocked three-or-more shots on 15 occasions ... recorded a season-high 19 points and tied a career-best 9 field goals made vs. Utah on 8/7 ... scored 14 points with 12 rebounds for his ninth career double-double vs. Houston on 8/11 … grabbed a career-high 15 rebounds in a career-best 41 minutes in the Spurs double overtime win vs. Houston on 12/3 … surpassed 1,500 career points and reached 250 career assists during the season … registered his career-best 10-straight

games with at least 2 blocks on 1/27, the longest streak by a Spur since Tim Duncan (14) in 2014 … recorded his 100 career steal when he swiped two on 12/12 … first Spur since Tim Duncan in 2015 to record 14 blocks in a four-game span (4 vs. MIN 11/27, 4 vs. LAC 11/29, 1 at DET 12/1, 5 vs. HOU 12/3) ... one of four Spurs in franchise history to record 15 rebounds, 5 assists, 5 blocks and a steal in a single game (David Robinson, Tim Duncan, Rasho Nesterovic) vs. the Rockets on 12/3.

2018-19 (San Antonio): Shot .643 (507-789) from the field, which stands as the second-highest field-goal percentage in NBA history by a player in his first three seasons (min. 500 attempts) **...** Averaged 5.3 rebounds and 1.2 assists per game, which both set new single-season career highs to go along with 5.5 points blocks in 16.5 minutes … appeared in 77 games for the Silver and Black, starting a career-high 24 … led the team in rebounds 11 times and blocks 26 times, while reaching a double-digit scoring total 11 times … matched his career high in rebounds with 14 vs. Detroit on 12/27 … scored a career-high 20 points on 12/4 at Utah, shooting 9-of-11 from the field … handed out a career-best 6 assists at Golden State on 2/6 … rejected 5 shots on 3/15 vs. the Knicks and 3/16 vs. the Trail Blazers, matching his career high ... joined David Robinson, Tim Duncan and Antoine Carr as the only Spurs to record five-or-more blocks in consecutive games over the last 35 years ... started all seven playoff games for San Antonio, recording 7.3 points, 7.7 boards, 1.7 assists and 0.71 blocks in 25.3 minutes … his 63.9 percent field-goal percentage led the team and ranked within the Top 10 in the NBA at the time of the Spurs playoff exit … his 7.7 postseason rebounds per game ranked second on the team, while his five blocks put him in a tie for second … scored in double figures twice in the playoffs and brought down 6-or-more boards in all seven contests … the 2019 postseason marked the first time that Poeltl started in the Playoffs, setting new career postseason highs in all major statistical categories.

2017-18 (Toronto): Averaged 6.9 points, 4.8 rebounds and 1.22 blocks (tied for 17th in the NBA) in 18.6 minutes in 82 games … was the only Raptor to appear in all 82 games … shot a team-best .659 (253-384) from the field … led all players in the NBA who took at least 200 shots in field goal percentage last season ... scored in double digits in 20 games … collected 10+ rebounds five times and registered four double-doubles … led the team in rebounds 10 times and bench in scoring in 11 games … blocked multiple shots in 30 games … recorded a bench-high 16 points, 12 rebounds and a career high-tying three steals at Miami on 4/11 ... played a career-high 29 minutes and matched a career best with eight made field goals … led the reserves with 17 points and tied a career high with eight field goals made at Cleveland on 3/21 - set a career high with 13 field goal attempts … had at least one blocked shot in a career-long 13 straight games (Feb. 2 - Mar. 6) … recorded 13 points, a team-high 8 rebounds and a career-best 5 assists in 28 minutes at Orlando on 2/28 … registered a career-high three steals vs. Detroit on 2/26 … set a career high with five blocks vs. Utah on 1/26 … made first career three-pointer at Sacramento on 12/10 … scored a career-high 18 points (8-8 FG, 2-5 FT) vs. Indiana on 12/1 … scored in double figures in three straight games (Oct. 21-25); averaging 12.0 points … finished with 12 points and a career-high 14 rebounds at Golden State on 10/25 ... collected a career-high 11 offensive rebounds - one shy of the Raptors franchise-record … recorded first career double-double with 10 points and a then career-best 12 rebounds at San Antonio on 10/23.

2016-17 (Toronto): Averaged 3.1 points and 3.1 rebounds in 11.6 minutes in 54 games … in four starts, averaged 4.8 points and 2.8 rebounds in 18.7 minutes … DNP-CD 28 times … shot .583 (67-115) from the field … scored in double figures three times … led the team in rebounds twice and bench in scoring on two occasions … blocked multiple shots five times … had eight points and a team high-tying seven rebounds on 4/9 at New York … led the reserves with a then career high-tying 12 points (5-6 FG, 2-4 FT) on 4/2 vs. Philadelphia … matched a then career high with 12 points (5-6 FG, 2-4 FT) on 3/27 vs. Orlando … topped the bench with a then career-high 12 points (4-6 FG, 4-4 FT) on 3/19 vs. Indiana … tied a then career high with 9 rebounds on 3/11 at Miami … grabbed a team-high 9 rebounds on 1/3 at San Antonio … recorded 6 points and 4 rebounds in 18 minutes in first career start on 11/6 vs. Sacramento … had 2 points and 2 rebounds in 13 minutes during NBA debut on 10/26 vs. Detroit … appeared in six playoff games, totaling 10 points and 12 rebounds in 26 minutes of action … DNP-CD four times … recorded 4 points and a team high-tying 7 rebounds in Game 3 on 4/20 at Milwaukee … averaged 16.0 points, 13.0 rebounds and 3.00 blocks in 33.5 minutes in two G League games with Raptors 905 … shot .560 (14-25) from the floor … had two double-doubles … finished with 11 points, 11 rebounds and five blocks on 3/13 vs. Austin … recorded 21 points and 15 boards in 35 minutes in 905 debut on 11/16 vs. Maine.

COLLEGE CAREER: Played two seasons at Utah (2014-16) ... in his second season was named the 2016 Pac-12 Player of the Year, an Associated Press Second-Team All-American and the recipient of the Kareem Abdul-Jabbar Award for the nation's top center ... in 70 career games (all starts), averaged 13.3 points, 8.0 rebounds and 26.9 minutes ... shot .658 (356-for-541) from the field ... reached double-digit scoring 42 times with 13 games of 20-or-more ... recorded 19 double-doubles ... as a freshman, led the Pac-12 and ranked fourth in the nation with a .681 field goal percentage ... earned Pac-12 All-Freshman team honors.

NBA REGULAR SEASON STATISTICS

Year	TEAM	G	MINS	FGM-FGA	PCT	FTM-FTA	FT%	FG3-FG3A	PCT	OFF-DEF-TOT	R/G	AST	A/G	PF	DQ	STL	BLK	PTS	AVG
16-17	TOR	54	626	67-115	.583	31-57	.544	0-0	---	78-87-165	3.1	12	0.2	113	2	17	20	165	3.1
17-18	TOR	82	1523	253-384	.659	60-101	.594	1-2	.500	165-228-393	4.8	57	0.7	212	0	39	100	567	6.9
18-19	SA	77	1273	187-290	.645	49-92	.533	0-0	---	178-232-410	5.3	93	1.2	124	0	29	68	423	5.5
19-20	SA	66	1171	166-266	.624	40-86	.465	0-0	---	131-244-375	5.7	116	1.8	126	2	37	95	372	5.6
20-21	SA	69	1845	265-430	.616	63-124	.508	0-0	---	219-328-547	7.9	134	1.9	172	1	47	123	593	8.6
TOTALS		**348**	**6439**	**938-1485**	**.632**	**243-460**	**.528**	**1-2**	**.500**	**771-1119-1890**	**5.4**	**412**	**1.2**	**747**	**6**	**169**	**406**	**2120**	**6.1**

NBA PLAYOFF STATISTICS

Year	TEAM	G	MINS	FGM-FGA	PCT	FTM-FTA	FT%	FG3-FG3A	PCT	OFF-DEF-TOT	R/G	AST	A/G	PF	DQ	STL	BLK	PTS	AVG
16-17	TOR	6	26	5-11	.455	0-2	.000	0-0	---	6-6-12	2.0	0	0.0	3	0	1	1	10	1.7
17-18	TOR	9	140	17-31	.548	15-19	.789	0-1	.000	15-21-36	4.0	6	0.7	25	1	3	4	49	5.4
18-19	SA	7	177	23-36	.639	5-9	.556	0-1	.000	25-29-54	7.7	12	1.7	26	0	2	5	51	7.3
TOTALS		**22**	**343**	**45-78**	**.577**	**20-30**	**.667**	**0-2**	**.000**	**46-56-102**	**4.6**	**18**	**0.8**	**54**	**1**	**6**	**10**	**110**	**5.0**

CAREER HIGHS

	REGULAR SEASON HIGHS	PLAYOFF HIGHS
MINUTES	44, vs. Atlanta, 4/1/21	31, vs. Denver, 4/18/19
POINTS	20 (3), vs. Chicago, 3/27/21	12, at Denver, 4/23/19
REBOUNDS	16, at Chicago, 3/17/21	9 (2), vs. Denver, 4/25/19
ASSISTS	8, vs. Milwaukee, 5/10/21	4, at Denver, 4/23/19
STEALS	3 (5), at Atlanta, 2/12/21	1 (6), vs. Denver, 4/18/19
BLOCKS	5 (6), at New Orleans, 4/24/21	2 (2), at Denver, 4/16/19

GUARD
11

JOSH PRIMO

HEIGHT 6-5 | WEIGHT 190 | SEASON Rookie
BIRTHDATE 12/24/02 | BIRTHPLACE Toronto, Canada
HIGH SCHOOL Huntington Prep (Huntington, WV) | COLLEGE Alabama

SELECTED BY SAN ANTONIO IN THE FIRST ROUND OF THE 2021 NBA DRAFT, 12TH OVERALL

CAREER NOTES: The youngest draft pick by the Spurs since they joined the NBA in 1976 ... just the second San Antonio lottery pick since 1997 ... suited up for the Spurs in the 2021 NBA Summer League in both Salt Lake City and Las Vegas, appearing in four games and averaged 14.3 points, 2.8 rebounds, 2.5 assists and 1.3 blocks in 25.2 minutes … represented Canada at the 2019 FIBA U-19 Basketball World Cup in Greece, where he was the youngest player on the team at 16.

COLLEGE: Played one season at the University of Alabama ... helped lead the Crimson Tide to a SEC Championship and the Sweet 16 of the NCAA Tournament ... named to the SEC All-Freshman Team, averaging 8.1 points and 3.4 rebounds while starting in 19 of 30 games and shooting .431 from the field and .381 from beyond the arc ... scored in double figures 12 times, including a career-high 22 points twice, and registered eight games where he knocked down three-or-more three pointers ... was named the SEC Freshman of the Week on Jan. 25 after averaging 19.0 points and 3.5 rebounds while knocking down 10-of-13 three pointers in two games.

DEVIN VASSELL

HEIGHT 6-6 | WEIGHT 195 | SEASON Second
BIRTHDATE 08/23/00 | BIRTHPLACE Suwanee, Georgia
HIGH SCHOOL Peachtree Ridge (GA) | COLLEGE Florida State

SELECTED BY SAN ANTONIO IN THE FIRST ROUND OF THE 2020 NBA DRAFT
11TH OVERALL PICK

GUARD
24

CAREER NOTES: Is in second season with the Silver and Black … first Spurs lottery pick since 1997… played on the Spurs 2021 Summer League Team in Utah and Las Vegas, averaging 16.5 points, 5.3 rebounds, 1.3 assists and 1.00 stels in 22.7 minutes in four games.

2020-21: In his rookie season with the Spurs, appeared in 62 games and averaged 5.5 points and 2.8 rebounds in 17.0 mintues ... became the seventh rookie in franchise history to record 50-plus three pointers in their first season … nocked down 52 three-pointers on the season becoming just the seventh rookie in Spurs franchise history to make 50-or-more three-pointers in their first season ... scored in double figures 11 times ... scored 3 points in his NBA debut at Memphis on 12/23 … first rookie to play at least 20 minutes in the Spurs season-opener since James Anderson (27) on 10/27/10 ... one of five Spurs rookies to record 8-or-more three pointers in the first eight games of the season: Lloyd Daniels, Tony Parker, Gary Neal, James Anderson … posted a season-high 18 points (7-9 FG, 4-6 3FG), 3 rebounds and 2 blocked shots at Phoenix on 4/17 … scored 14 points and knocked down a season-best 4 three-pointers vs. Washington on 1/24… first Spurs rookie to have a game with 4+ three-pointers in his first 20 career games since Gary Neal in 2010-11 … posted 14 points, a season-high 7 rebounds and 4 assists vs. Phoenix on 5/15.

COLLEGE: Spent two seasons at Florida State ... as a sophomore, the 20-year-old guard was named to the All-ACC Second Team, averaging 12.7 points, 5.1 rebounds and 1.6 assists in 28.7 minutes while shooting 41.5 percent from three-point range ... lled Florida State in scoring and rebounding while leading the Seminoles to 29 wins and their first ACC regular season championship in school history ... named the Midseason Top-15 Finalist List for the 2020 Naismith Defensive Player of the Year Award … named to the 2020 Julius Erving Small Forward Player of the Year Award Finalist by the Naismith Basketball Hall of Fame ... he was one of just three players in the ACC to average 12-plus points and 5-plus rebounds while shooting better than 40 percent from beyond the arc ... in his two seasons with Florida State, Vassell helped lead the Seminoles to 55 wins.

PERSONAL: Graduated from Peachtree Ridge High School in 2018 as the second highest overall scorer in school history … son of Cynthia and Andrew Vassell… Andrew played at Stony Brook (1983 and 1984)… Devin is the youngest of three – has an older brother and an older sister.

NBA REGULAR SEASON STATISTICS

Year	TEAM	G	MINS	FGM-FGA	PCT	FTM-FTA	FT%	FG3-FG3A	PCT	OFF-DEF-TOT	R/G	AST	A/G	PF	DQ	STL	BLK	PTS	AVG
20-21	SA	62	1056	123-303	.406	43-51	.843	52-150	.347	24-150-174	2.8	56	0.9	88	0	43	18	341	5.5

CAREER HIGHS

	REGULAR SEASON HIGHS	PLAYOFF HIGHS
MINUTES	34, vs. Phoenix, 5/15/21	N/A
POINTS	18, at Phoenix, 4/17/21	N/A
REBOUNDS	7 (5), vs. Phoenix, 5/15/21	N/A
ASSISTS	4 (2), vs. Phoenix, 5/15/21	N/A
STEALS	3 (3), at Houston, 2/6/21	N/A
BLOCKS	2, at Phoenix, 4/17/21	N/A



GUARD
1

LONNIE WALKER IV

HEIGHT 6-5 | WEIGHT 205 | SEASON Fourth
BIRTHDATE 12/14/98 | BIRTHPLACE Reading, Pennsylvania
HIGH SCHOOL Reading High School | COLLEGE Miami (FL)

SELECTED BY SAN ANTONIO IN THE FIRST ROUND OF THE 2018 NBA DRAFT, 18TH OVERALL

CAREER NOTES: Is in his fourth NBA season, all with the Spurs … stands as the second-youngest player to appear in a game in Spurs franchise history at the age of 20 years and 20 days (Tony Parker, 19 years and 166 days) ... averaging 7.8 points, 2.2 rebounds and 1.3 assists in 131 career games … recorded 30 games with 10-plus points during the 2020-21 after posting 16 double figure scoring games in his first two seasons combined … on 12/3/19, became the first player in NBA history to record 28 points, four made three-pointers and 3 steals off the bench before turning 21 years old and also was the youngest player in Spurs history to score 25+ points off the bench in a 135-133 win vs. Houston … during his rookie year he competed in 29 games for San Antonio's G League affiliate, the Austin Spurs, averaging 16.6 points, 2.9 rebounds and 1.8 assists in 27.3 minutes … participated in the 2018 and 2019 NBA Summer Leagues in both Salt Lake City and Las Vegas ... led all 2019 Vegas Summer League players with 30.0 points per game, shooting .575 (23-of-40) from the field ... was one of eight players recognized as a 2019 Salt Lake City Summer League Standout averaging 19.5 points, 7.5 rebounds and 1.0 assists, while shooting .520 (15-29) from the floor in 29.0 minutes over two games ... finished with averages of 24.8 points, 5.8 rebounds, 1.25 steals and 1.0 assist in 28.2 minutes over four total Summer League contests in 2019.

2020-21: In his third season with the Spurs, appeared in 60 games and averaged a career-high 11.2 points to go along with 2.6 rebounds and 1.7 assists ... scored 20+ points in back-to-back games for the second time this season on 4/30 (24) and 5/2 (23), the longest streak in his career … posted career-highs with 31 points and 13 field goals made on 3/20 at Milwaukee, while also tying his career-high 5 three-pointers made and a season-high-tying 6 rebounds … knocked down a career-high 5 threes on 3/1 vs. Brooklyn … scored 25 points, on 9 field goals with 4 assists on 1/10 at Minnesota … recorded a three-game streak scoring 15-plus points, (5/7-5/10) matching the longest streak in his career, set earlier this season on 1/14 … made six field goals in each of the first three games this season, extending his longest such career streak to four games (8/13 – 12/27).

2019-20: Started 12 games and appeared in 49 games off the bench in his second NBA season … averaged 6.4 points, 2.3 rebounds and 1.1 assists in 16.2 minutes … scored in double digits 16 times … led the team in steals 11 times and swiped a career-high 3 steals twice … finished the season with a career-best 7 consecutive starts … during that stretch he recorded at least 5 points and one three-pointer in each game, both career-high streaks … dished out a career best 6 assists and added 6 rebounds on 8/9 … logged at least 19 minutes in four consecutive games (1/2-1/8), averaging 12.8 points on 50.0 percent shooting during that streak … tallied 8 points and a pair of rebounds in his first career start at Milwaukee on 1/4 … scored 16 points with a career-best 7 rebounds vs. OKC on 1/2 …recorded career-highs of 28 points (10-18 FG, 4-7 3FG, 4-6 FT), including 24 in the second half alone, 3 steals, 10 field goals, 4 three-pointers and 35 minutes in the Spurs double overtime win vs. Houston on 12/3 … first player in NBA history to record 28 points, 4 threes and 3 steals off the bench before turning 21 years old … became the youngest player in Spurs history to score 25+ points off the bench … only player in Spurs history younger than 20-year-old Walker to score 28+ points in a game was Tony Parker with 32 in 2003 … the last Spurs player to record 28+ points before playing his 300th career minute was David Robinson on Nov. 11, 1989 (28 points).

2018-19: Became the second-youngest player to appear in a game in Spurs franchise history at the

age of 20 (Tony Parker, 19) ... finished his rookie campaign averaging 2.6 points and 1.0 rebounds in 6.9 minutes, while appearing in 17 games off the bench … made his NBA debut on 1/3/19 vs. Toronto, recording three points and one rebound in five minutes … scored a career-best 16 points (6-11 FG, 3-5 3FG, 1-2 FT) on 4/3 at Denver … set a new career mark with 5 rebounds on 1/26 at New Orleans … swiped away 2 steals on 2/6 at Golden State … appeared in six playoff games for the Silver and Black in his rookie season, scoring in three of those six contests and averaging 1.0 points in 3.5 minutes per game to go along with three assists and two rebounds ... suffered a right medial meniscus tear in the team's annual Silver & Black scrimmage during the preseason and missed the opening 20 games of the season due to injury … appeared in 29 games for San Antonio's G League affiliate, the Austin Spurs, averaging 16.6 points, 2.9 rebounds and 1.8 assists in 27.3 minutes.

NBA REGULAR SEASON STATISTICS

Year	TEAM	G	MINS	FGM-FGA	PCT	FTM-FTA	FT%	FG3-FG3A	PCT	OFF-DEF-TOT	R/G	AST	A/G	PF	DQ	STL	BLK	PTS	AVG
18-19	SA	17	118	16-46	.348	8-10	.800	5-13	.385	0-17-17	1.0	9	0.5	7	0	7	3	45	2.6
19-20	SA	61	988	152-357	.426	44-61	.721	41-101	.406	23-116-139	2.3	68	1.1	78	0	32	14	389	6.4
20-21	SA	60	1522	256-609	.420	57-70	.814	100-282	.355	14-141-155	2.6	101	1.7	101	0	29	15	669	11.2
TOTALS		**138**	**2628**	**424-1012**	**.419**	**109-141**	**.773**	**146-396**	**.369**	**37-274-311**	**2.3**	**178**	**1.3**	**186**	**0**	**68**	**32**	**1103**	**8.0**

NBA PLAYOFF STATISTICS

Year	TEAM	G	MINS	FGM-FGA	PCT	FTM-FTA	FT%	FG3-FG3A	PCT	OFF-DEF-TOT	R/G	AST	A/G	PF	DQ	STL	BLK	PTS	AVG
18-19	SA	6	21	3-8	.375	0-0	---	0-1	.000	0-2-2	0.3	3	0.5	0	0	0	0	6	1.0

CAREER HIGHS

	REGULAR SEASON HIGHS	PLAYOFF HIGHS
MINUTES	37, vs. Brooklyn, 3/1/21	12, at Denver, 4/23/19
POINTS	31, at Milwaukee, 3/20/21	2 (3), vs. Denver, 4/24/19
REBOUNDS	8, at Portland, 5/8/21	1 (2), at Denver, 4/23/19
ASSISTS	6, at New Orleans, 8/9/20	2, vs. Denver, 4/20/19
STEALS	3 (3), vs. Washington, 1/24/21	N/A
BLOCKS	3, vs. Dallas, 2/26/20	N/A

DERRICK WHITE

HEIGHT 6-4 | WEIGHT 195 | SEASON Fifth
BIRTHDATE 7/2/94 | BIRTHPLACE Parker, Colorado
HIGH SCHOOL Legends High School (CO) | COLLEGE Colorado

GUARD
4

SELECTED BY SAN ANTONIO IN THE FIRST ROUND OF THE 2017 NBA DRAFT, 29TH OVERALL

CAREER NOTES: In his fifth NBA season, all with the Silver and Black … became the third player in Spurs history with 800 points, 300 rebounds and 300 assists in his first 100 career games (Alvin Robertson, Willie Anderson) ... averaging 10.8 points, 3.4 assists and 3.2 rebounds in 24.5 minutes over 188 career games ... first Spur in the last 20 years to take five charges in a single game on 7/31/20 ... enjoyed a breakout postseason during the 2019 playoffs, averaging 15.1 points, 3.0 rebounds and 3.0 assist in 27.3 minutes … for his career has seen action in 10 playoff games, averaging 11.3 points, 2.1 rebounds and 2.2 assists in 20.9 minutes while shooting .543 (44-81) from the field … helped the Austin Spurs capture the 2018 NBA G League Championship, averaging 24.8 points in the postseason … appeared and started in 24 regular season games for Austin during the 2017-18 season, averaging 20.1 points, 5.0 rebounds, 3.4 assists, 1.29 steals and 1.17 blocks in 28.2 minutes … was the only player in the G League this season to average at least 20 points, 5 rebounds, 3 assists, 1 steal and 1 block while playing at least 20 games … part of the 2018 USA Men's World Cup Qualifying Team ... member of the USA Senior Men's National Team at the 2019 FIBA World Cup ... appeared in all eight games and averaged 5.9 points, 2.5 assists, 1.2 rebounds and 1.25 steals in 15.3 minutes … participated on the Spurs 2017 and 2018 Spurs Summer League teams … led the 2018 squad in scoring, averaging 18.4 points in five games.

2020-21: In his fourth season in San Antonio, averaged a career-high 15.4 points to go along with 3.0 rebounds and 3.5 assists in 36 games … recorded a single-season career-high 84 three-pointers in just 36 games ... His previous best was 79 threes in 2019-20 with 68 games played … set Spurs franchise record for three-pointers in the first quarter with 4 treys in the opening frame on 4/19 at Indiana … posted career-highs of 29 points, 7 three-pointers made and tied a career-best 10 field goals made in a season-high 45 minutes of action vs. Atlanta on 4/1 … scored at least 10 points in 11-straight games for the longest such streak of his career (3/22-4/9) … recorded 25 points, 9 field goals, 4 three-pointers and 4 steals on 2/14 at Charlotte … fourth player in Spurs history with 2,000 points, 600 rebounds and 600 assists in their first 200 games … suffered a non-displaced fracture of the proximal phalanx of his left second toe on 1/3, missed 14 games ... had a high-ankle sprain on 4/26 at Washington and missed the rest of the season.

2019-20: Suited up for the Silver and Black in 68 games and made 20 starts ... Averaged a season-high 11.3 points ... Led the team in assists 12 times, steals 10 times and blocks 14 times ... Ranked third in the NBA with 30 charges drawn ... White's 59 blocks were the second-most by a guard in the NBA just behind James Harden (60) .... His 109 career blocks are the fourth-most by a Spurs point guard since 1985, passing Tony Parker's 91 ... White matched his season-high 4 blocks in the Spurs, 119-109, win against Dallas on 3/10 (1/26; 1/24) ... Scored in double-figures in 10straight gamesfor the longest streak of his career ... Scored 20+ points in three straight games from 8/1-8/7 and knocked down 4 threes in each contest, bothcareer-high streaks ... Recorded a career season-high 74three-pointersbeating out his previous best of 48made in 2018-19 ... Made a career-high 5 treys on 11/29 ... First Spur in last 20 years to take 5 charges in a game on 7/31 ... Only 21 of the 525 players in the league took more than 10 charges all season ... Registered two games with 20+ points and 7+ assists while hitting 4+ threes–Only one player in Spurs history to have more is Manu Ginobili (11) ... Dished out a career-high 9 assists vs. Dallas on 3/10 ... Reached 100 career steals on

2/11 and 500 assists on 8/5 ... Made a career-high 10 free throws and finished with 15 points in front of his home crowd at Denver on 2/10.

2018-19: Recorded 9.9 points, 3.0 assists and 2.2 rebounds in 25.8 minutes over 67 games (55 starts) … set career highs across the board in his second year, including games played, games started, minutes played, free-throw percentage, rebounds, assists, steals, blocked shots and points scored … led the team in assists 17 times, steals 20 times and blocks 15 times … hit double figures in 33 contests … scored a career-best 26 points against Brooklyn on 1/31 … scored in double digits in eight-straight games from 12/28-1/10 for the longest streak of his career … established a new career high with 9 assists on 11/30 vs. Houston, matching it on 3/4 vs. Denver … swiped away a career-best 6 steals at Denver on 12/28 … established a career high with 6 blocks on 3/6 at Atlanta, becoming just the second guard in NBA history to post a stat-line with 18 points, 9 assists, 6 rebounds and 6 blocks … his five games with 3-plus blocks led all NBA guards … brought down a career-best 8 rebounds on 3/2 vs. Oklahoma City and again on 23/22 at Houston … registered a .597 field-goal percentage in the month of January to lead all players under 6'8 … missed the opening nine games of the season due to left heel pain and five more due to right heel pain ... started all seven playoff games for the Spurs, averaging 15.1 points, 3.0 rebounds and 3.0 assists in 27.3 minutes per game … he was third on the team in scoring and assists per game in the postseason … his 5 blocks were tied for the second-most on the team and his 5 steals were tied for third … scored in double figures five times, while notching 5-or-more assists three times during the playoffs… poured in a career-high 36 points (15-21 FG, 1-4 3FG, 5-6 FT) vs. Denver in Game 3, adding 5 rebounds, 5 assists, 3 steals and 1 blocked shot … set new career playoff highs in every statistical category during his second season.

2017-18: Appeared in 17 games, averaging 3.2 points and 1.5 rebounds in 8.2 minutes … shot .485 (16-33) from the field, .615 (8-13) from three-point range and .700 (14-20) from the charity stripe … scored 10+ points 3 times … led the team on a career-high 14 points (4-8 FG, 4-4 3FG, 2-2 FT) along with 4 rebounds, 1 assist and 1 block at Houston on 3/12 … scored 11 points (5-6 FT), grabbed a career-high 7 boards, dished out a career-high matching 2 assists and snagged 1 steal in a career-high 28 minutes at Golden State on 2/10 … scored 10 points (3-5 FG, 3-3 3FG, 1-2 FT) at Phoenix on 2/7 … missed 12 games with a fractured right wrist ... appeared in three playoff games ... helped lead the Austin Spurs to win the 2018 G League Championship … averaged 24.8 points in the G League Playoffs … appeared in 24 regular season games, including 24 starts, averaging 20.1 points, 5.0 rebounds, 3.4 assists, 1.29 steals and 1.17 blocks in 282 minutes … was the only player in the G League this season to average at least 20.0 points, 5.0 rebounds, 3.0 assists, 1.00 steals and 1.00 blocks while playing at least 20 games.

NBA REGULAR SEASON STATISTICS

Year	TEAM	G	MINS	FGM-FGA	PCT	FTM-FTA	FT%	FG3-FG3A	PCT	OFF-DEF-TOT	R/G	AST	A/G	PF	DQ	STL	BLK	PTS	AVG
17-18	SA	17	139	16-33	.485	14-20	.700	8-13	.615	5-21-26	1.5	9	0.5	8	0	4	3	54	3.2
18-19	SA	67	1728	260-543	.479	95-123	.772	48-142	.338	35-212-247	3.7	263	3.9	145	0	67	47	663	9.9
19-20	SA	68	1677	253-552	.458	180-211	.853	79-216	.366	35-188-223	3.3	241	3.5	152	0	44	59	765	11.3
20-21	SA	36	1064	186-453	.411	97-114	.851	84-243	.346	13-94-107	3.0	127	3.5	91	0	26	36	553	15.4
TOTALS		**188**	**4607**	**715-1581**	**.452**	**386-468**	**.825**	**219-614**	**.357**	**88-515-603**	**3.2**	**640**	**3.4**	**396**	**0**	**141**	**145**	**2035**	**10.8**

NBA PLAYOFF STATISTICS

Year	TEAM	G	MINS	FGM-FGA	PCT	FTM-FTA	FT%	FG3-FG3A	PCT	OFF-DEF-TOT	R/G	AST	A/G	PF	DQ	STL	BLK	PTS	AVG
17-18	SA	3	18	3-6	.500	0-0	---	1-2	.500	0-0-0	0.0	1	0.3	0	0	1	2	7	2.3
18-19	SA	7	191	41-75	.547	19-26	.731	5-17	.294	1-20-21	3.0	21	3.0	17	0	5	5	106	15.1
TOTALS		**10**	**209**	**44-81**	**.543**	**19-26**	**.731**	**6-19**	**.316**	**1-20-21**	**2.1**	**22**	**2.2**	**17**	**0**	**6**	**7**	**113**	**11.3**

CAREER HIGHS

	REGULAR SEASON HIGHS	PLAYOFF HIGHS
MINUTES	48, vs. Oklahoma City, 1/10/19	33, vs. Denver, 4/18/19
POINTS	29, vs. Atlanta, 4/1/21	36, vs. Denver, 4/18/19
REBOUNDS	8 (4), vs. Sacramento, 7/31/20	5, vs. Denver, 4/18/19
ASSISTS	9 (4), vs. Dallas, 3/10/20	5 (3), vs. Denver, 4/20/19
STEALS	6, at Denver, 12/28/18	3, vs. Denver, 4/18/19
BLOCKS	6, at Atlanta, 3/6/19	2, vs. Denver, 4/25/19

GUARD/
FORWARD
15

JOE WIESKAMP

HEIGHT 6-6 | WEIGHT 210 | SEASON Rookie
BIRTHDATE 8/23/99 | BIRTHPLACE Muscatine, Iowa
HIGH SCHOOL Muscatine High School (IA) | COLLEGE Iowa

SELECTED BY SAN ANTONIO IN THE SECOND ROUND OF THE 2021 NBA DRAFT, 41ST OVERALL

CAREER NOTES: In his first season with the Silver and Black … played in all eight Spurs 2021 Summer League games, including five in Las Vegas. Averaged 10.4 points, and 5.6 rebounds in 23.4 minutes.

COLLEGE: Played three seasons at the University of Iowa ... started all 97 games he appeared in, averaging 13.2 points, 5.8 rebounds and 1.5 assists in 29.8 minutes while shooting 41.2 percent from beyond the arc ... as a junior was named to the 2021 Second Team All-Big 10 and was one of five finalists for the 2021 Jerry West Shooting Guard of the Year Award ... averaged 14.8 points, 6.6 rebounds and 1.7 assists in 29.3 minutes while shooting 46.2 percent from three-point range, including 49.5 percent in Big Ten Conference games ... was the only player in college basketball with 400+ points, 200+ rebounds, 70+ 3-pointers, and 25+ steals ... first Hawkeye junior in school history with 1,250 points, 550 rebounds, 175 three-pointers, 110 assists and 75 steals … ranks ninth in Iowa career three-pointers made (181) … scored in double figures 72 times, including 20+ points 14 times and owning four double-doubles.

THADDUES YOUNG

HEIGHT 6-8 | WEIGHT 235 | SEASON Fifteenth
BIRTHDATE 6/21/88 | BIRTHPLACE New Orleans, Louisiana
HIGH SCHOOL Mitchell (TN) | COLLEGE Georgia Tech

SELECTED BY PHILADELPHIA IN THE FIRST ROUND OF THE 2007 NBA DRAFT
12TH OVERALL PICK

ACQUIRED BY SAN ANTONIO ON 8/11/21

FORWARD
30

CAREER NOTES: Entering his 15th NBA season, his first with the Spurs ... one of six active players with career totals of at least 13,000 points, 6,000 rebounds and 1,000 steals ... in 1,033 career games (710 starts), holds career averages of 13.1 points, 5.9 rebounds, 1.8 assists and 1.46 steals in 29.9 minutes … has recorded 102 double-doubles with a single-season high of 28 during the 2015-16 campaign with Brooklyn … in 51 playoff games (33 starts), Young has averages of 10.2 points, 6.1 rebounds, 1.6 assists and 1.18 steals in 29.2 minutes while shooting .467 from the floor and .619 from the free-throw line ... Young has seven career playoff double-doubles… finished 2019-20 19th in the league with 92 steals and currently sits seventh among active players with 1481 steals … has grabbed 2,099 career offensive rebounds, placing him eighth in the NBA … named Eastern Conference Player of the Week twice – most recently in 2018-19 … recipient of the 20-21 NBA Hustle Award.

CAREER TRANSACTIONS: Selected in the first round (12th overall) by the Philadelphia 76ers in the 2007 NBA Draft on 6/28/07 … as part of a three-team deal, was traded by the 76ers to the Minnesota Timberwolves on 8/23/14 … traded by the Timberwolves to the Brooklyn Nets for Kevin Garnett on 2/19/15 … signed with the Nets on 7/9/15 … traded by Brooklyn to the Indiana Pacers for Caris LeVert and a future second-round pick on 7/7/16 … signed with the Chicago Bulls on 7/6/19 ... obtained from Chicago along with Al-Farouq Aminu, a 2025 1st round draft pick and a 2025 2nd round draft pick in exchange for DeMar DeRozan and a 2022 2nd round draft pick on 8/11/21.

2020-21 (Chicago): In his 14th NBA season, averaged a career-high 4.3 assists to go along with 12.1 points and 6.2 rebounds while appearing in 68 games for the Bulls … finished the season ranked 16th with a .559 field goal percentage… grabbed a career-high 8 offensive rebounds and a season-high 13 rebounds overall vs. Brooklyn (05/15) … pulled down his 4,000th career defensive rebound vs. MIL (04/30) and his 6,000th career rebound vs. IND (04/06) … played in his 1000th career NBA game vs. San Antonio (03/17) … handed out his 1,750th career assist vs. TOR (03/14) ... recorded his 1,450th career steal vs. MIA (03/12) … collected his 2,000th career offensive rebound vs. DEN (03/01) … reached 13,000 career points scored vs. HOU (02/22) … by pocketing two steals vs. DET (02/17), he extended an NBA-best 16-game streak of 1+ steals per game … his fifth steal vs. NYK (02/03) tied him with Tim Hardaway for 54th on the NBA's All-Time Steals list with 1,428 … registered eight assists vs. NYK (02/01) … seven of those assists came in the first half, the most he has ever had in a half in his career … it was also the fifth time this season he's handed out at least six assists, matching the most he's had in a single season during his career … notched a season-high 11 rebounds and dished a career-best 11 assists vs. POR (01/30) ... missed the preseason and the first four games of 2020-21 with a lower left leg infection.

2019-20 (Chicago): Appeared in 64 games (16 starts) and averaged 10.3 ppg, 4.9 rpg, 1.8 apg and 1.44 spg (18th in NBA) in 24.9 mpg … shot .448 from the field and .356 from three … finished with 92 steals; 19th-most in the league … from 1/1-3/11 he accumulated a league-best 58 steals … recorded his 1,400 career steal at MIN (3/4) … averaged a league-best 2.67 spg during the month of February … swiped a season-high 5 steals at NYK (2/29) … scored a season-high 23 points vs. WAS (2/23) … posted first 20-10 double-double of the season with 22 points and a season-high 11 rebounds vs. CHA (2/20) … posted first double-double of the season with 10 points and 10 rebounds at PHI (2/9) … made his first start as a Bull at NOP (1/8) … handed out a season-high 6 assists and finished as a +33 vs. ATL (12/11);

fifth highest +/- of his career … recorded 17 points, 3 rebounds, 2 assists and one steal in 25 minutes of play off the bench in his Bulls debut at CHA (10/23) … produced 5 multi-block games … inactive for 1 game (12/6) due to personal reasons.

2018-19 (Indiana): Appeared in 81 games (81 starts) and averaged 12.6 ppg, 6.4 rpg and a career-high 2.5 apg in 30.7 mpg … shot .527 from the field (24th in the NBA), .349 from three and .644 from the free-throw line … ranked 14th in the NBA with a team-high 1.52 spg … joined Vern Fleming (3), Paul George (5) and Reggie Miller (5) as the only players in Pacers history to record at least 100 steals in three consecutive seasons … posted 10 double-doubles on the season, his highest total in his three seasons with Indiana … scored 20+ points 10 times during the regular season and Indiana posted a 9-1 record in those games … recorded season-high 27 points on 11-for-17 shooting vs. PHI (1/17) … scored 23 points and grabbed season-high 15 rebounds vs. TOR (1/23) … grabbed his 5,000th career rebound at ORL (12/7) … named Eastern Conference Player of the Week for the second time in his NBA career after leading the Pacers to a 4-0 week (12/10-16) averaging 18.8 ppg, a team-leading 9.8 rpg, 3.8 apg and 1.75 spg over that span. 2019 PLAYOFFS: Played in four games (four starts) and averaged 10.5 ppg, 7.0 rpg, a postseason career-high 3.8 apg, and a postseason career-high 2.75 spg … shot .429 from the field, .250 from three and .571 from the free-throw line.

2017-18 (Indiana): Appeared in 81 games (81 starts) and averaged 11.8 ppg, 6.3 rpg, 1.9 apg and 1.67 spg … shot .487 percent from the field, .320 from three and .598 from the free-throw line … made 58 threes, the second-highest total of his NBA career … finished with 47 steals in his final 23 appearances in the regular season … scored in double figures 56 times with seven games of 20+ points … posted season-high 26 points (12-18) at CLE (11/1) … recorded 11 points, 10 rebounds and a season-high 7 steals vs. OKC (12/13) … posted 11 games with 10+ rebounds, 9 of them being double-doubles … was placed on the inactive list for regular season finale due to rest (4/10). 2018 PLAYOFFS: Started all seven games and averaged 11.3 ppg, a team-high 7.7 rpg, 1.4 apg and 1.71 spg … shot .600 from the field … scored in double figures in each of the last five games with two double-doubles … scored 12 points and pulled down a career-high 16 rebounds in Game 4 (4/22) … finished with 14 points, 10 rebounds and 4 assists in Game 7 at CLE (4/29).

2016-17 (Indiana): Appeared in 74 games (74 starts) and averaged 11.0 ppg, 6.1 rpg, 1.6 apg and 1.53 spg (17th in the NBA) … shot .527 from the field (17th in the NBA), a career-best .381 from 3-point range and .523 from the free-throw line … scored in double figures 45 times, including 5 games with 20+ points … posted 7 double-doubles … tied season high with 24 points and set a new career high with 6 3-pointers vs. POR (12/10) … posted first 20/10 game with with 20 pts/11 reb in OT victory at OKC (11/20) … recorded fifth double-double with 16 points and a season-high 14 rebounds, including 6 offensive at MEM (3/29) … scored in double figures in eight straight games - tying his longest stretch of the season - to go with 3 double-doubles from 3/28-4/10 … missed eight games (2/4-16) with a sprained left wrist. 2017 PLAYOFFS: Started all four games and averaged a team high 12.0 ppg, 9.0 rpg, 2.5 apg and 2.00 spg against CLE … shot .538 from the field during the series … scored in double figures in each of the final three games of the series, and recorded double-doubles in the last two games … finished with 11 points and a playoff career high of 14 rebounds, including 10 on the offensive glass in Game 3 (4/20) … became only the second player in franchise history to record 10 offensive rebounds in a playoff game (Jermaine O'Neal) … finished with 10 points and 10 rebounds in Game 4 (4/23).

2015-16 (Brooklyn): Appeared in 73 games (73 starts) and averaged 15.1 ppg, 9.0 rpg (16th in the NBA), 1.8 apg and 1.53 spg in 33.0 mpg … shot .514 from the floor (16th in the NBA), .233 from three-point range and .644 from the free-throw line … led the team in rebounding (660), steals (112) and double-doubles (28) and finished second on the team in scoring (1,102) … posted four straight double-doubles (12/4-12/10), the longest streak in his career … recorded a season-high 7 steals to go along with 18 points, 8 rebounds, 3 assists and 3 blocks at PHX (2/25), becoming just the second Net since 1983-84 to tally 7+ steals and 3+ blocks in the same game (Dudley Bradley, 12/21/87) and the first player in the league to do so in 10 years (Gerald Wallace, 1/13/06) … scored in double figures 64 times, including 12 20-point games … matched career-high with 16 rebounds vs. PHI (3/15) … scored a season-high 29 points and matched his career-high with 14 FGM vs. DAL (12/23) … was one of three players to average 15.0 ppg and 9.0 rpg while shooting .500 or better from the field (Andre Drummond, Karl-Anthony Towns) … became the third player in franchise history to register 600+ boards and 100+ steals in the same season (Jason Kidd in 2006-07; Bernard King in 1977-78 and 1978-79) … was shut

down for the final seven games of the season (rest) … recorded two DNP-CD's.

2014-15 (Minnesota/Brooklyn): Appeared in 76 games (68 starts) and averaged 14.1 ppg, 5.4 rpg, 2.3 apg and 1.63 spg in 32.0 mpg … shot .466 from the field, .330 from three and .655 from the free-throw line … led or tied for the Nets' lead in scoring two times, rebounds seven times, steals 12 times and minutes played four times … finished 11th in the league in steals per turnover (124:117, 1.06:1) … scored in double figures 20 times with BKN, including four games of 20+ points … scored 24 points in a career-high 53 minutes against MIL (3/20) … made at least 1 3-pointer in a career best 11 straight games (2/23-3/14) … missed two games due to injury (left knee strain). 2015 PLAYOFFS: Appeared in six games (all starts) and averaged 10.5 ppg, 7.2 rpg and 2.7 apg in 31.7 mpg ... posted two double-doubles, including an 18-point/11-rebound performance in Game 3 (4/25) ... dished out a playoff career-high 6 assists in Game 2 at ATL (4/22).

2013-14 (Philadelphia): Appeared in 79 games (78 starts) and averaged career-high 17.9 ppg, 6.0 rpg, and career-highs of 2.3 apg and 2.11 spg (3rd in the NBA) in 34.4 mpg … shot .454 from the field, .308 from 3-point range and .712 from the free-throw line ... became the first player to average at least 17.0 ppg, 6.0 rpg and 2.00 spg in a season since Caron Butler in 2007-08 ... ranked 11th in steal-to-turnover ratio (1.01) ... had 11 double-doubles, including the first point-assist double-double of his career against IND (3/15) ... scored 20+ points 29 times, including 30+ points four times … scored 30+ points in consecutive games at MIL (12/21) and PHX (12/28), becoming first Sixer to accomplish that feat since Allen Iverson (4 games from 11/24-12/2/06) ... hit a career-high 90 3-pointers.

2012-13 (Philadelphia): Appeared in 76 games (76 starts) and averaged 14.8 ppg, a career-high 7.5 rpg, 1.6 apg and 1.75 spg (10th in the NBA) in 34.6 mpg … shot .531 from the floor (16th in the NBA), .125 from three and .574 from the free-throw line … had 21 double-doubles … scored in double-figures in 25 consecutive games (11/20-1/5) ... scored 20+ points 12 times and recorded 20+ points and 14+ rebounds in the same game four times … had more steals (133) than turnovers (90) and ranked 5th in steal-to-turnover ratio (1.48).

2011-12 (Philadelphia): Appeared in 63 games (1 start) and averaged 12.8 ppg, 5.2 rpg, 1.2 apg and 1.02 spg in 27.9 mpg … shot .507 from the floor (16th in the NBA), .250 from 3-point range and .771 from the free-throw line … scored 20+ points seven times and recorded one double-double … led all NBA reserves in offensive rebounds. 2012 PLAYOFFS: Appeared in all 13 games and averaged 7.7 ppg, 5.2 rpg and 1.2 apg in 21.3 mpg …shot .429 from the floor and .710 from the free-throw line ... scored in double figures twice, including a playoff career-high 22 points as he shot 10-for-16 from the field in Game 3 against BOS (5/16).

2010-11 (Philadelphia): Appeared in 82 games (1 start) and averaged 12.7 ppg, 5.3 rpg, 1.0 apg and 1.10 spg in 26.0 mpg while shooting .541 from the floor (9th in the NBA), .273 from 3-point range and .707 from the free-throw line … scored 20+ points 15 times (Sixers' 12-3 recrod) … recorded two double-doubles … had the highest point/rebound/assist total of any reserve and the second-most offensive rebounds … T-16th in the NBA in steals per turnover (0.91) ... finished third in voting for the Kia Sixth Man of the Year Award. 2011 PLAYOFFS: Appeared in all five games of Philadelphia's First Round series against Miami, averaging 11.4 ppg and 5.8 rpg in 25.4 mpg while shooting .417 from the floor and .583 from the line ... scored 20 points and 11 rebounds, including 8 offensive boards, for his first playoff double-double in Game 1 (4/16).

2009-10 (Philadelphia): Appeared in 67 games (45 starts), averaged 13.8 ppg, 5.2 rpg, 1.4 apg and 1.21 spg in 32.0 mpg while shooting .470 from the floor, .348 from 3-point range and .691 from the free-throw line … missed the final 15 games of the season with a right thumb fracture after playing in each of the first 67 games … had six double-doubles … scored 20+ points 14 times, including a career-high 32 points at TOR (3/7).

2008-09 (Philadelphia): Appeared in 75 games (71 starts), averaged 15.3 ppg, 5.0 rpg, 1.1 apg and 1.33 spg in 34.4 mpg while shooting .495 from the floor, .341 from the 3-point line and .735 from the line … scored 20+ points in seven straight games from 3/18-29 … over his final 19 games played, averaged 20.3 ppg on .543 shooting … selected to the 2009 T-Mobile Rookie Challenge and Youth Jam during All-Star Weekend. 2009 PLAYOFFS: Started all six games for the Sixers in their First Round series against the Magic ... averaged 12.0 ppg, 4.5 rpg, 1.3 apg and 1.00 spg in 38.2 mpg … scored in double figures

three times, including 20 points in Game 2 at Orlando (4/22).

2007-08 (Philadelphia): Appeared in 74 games (22 starts), averaged 8.2 ppg and 4.2 rpg in 21.0 mpg … shot .539 from the floor, .316 from 3-point range and .738 from the free-the line … named to the NBA All-Rookie Second Team … ranked 2nd among rookie qualifiers in steals (0.99) … had the highest FG% of any rookie qualifier and would have tied for 10th in the NBA in FG% if he qualified. 2008 PLAYOFFS: Started all six games for the 76ers in their First Round series vs. Detroit and averaged 10.2 ppg, 4.5 rpg and 1.17 spg in 26.7 mpg while shooting .480 from the floor and .857 from the free-throw line … scored in double figures four times ... posted series highs with 15 points and 9 rebounds in Game 4 (4/27).

COLLEGE Started all 31 games for Georgia Tech his freshman season in 2006-07, tying for the team lead with 14.4 ppg while adding averages of 4.9 rpg, 2.0 apg and 1.29 spg in 29.6 mpg … shot .478 from the floor, .419 from three and .743 from the free-throw line … knocked down 39 3-point field goals, including four games with 3+ … recorded four double-doubles … scored 20+ points six times, including a career-high 30 in a double-overtime game vs. Wake Forest in the First Round of the ACC Tournament.

PERSONAL: Full name is Thaddeus Charles Young … son of Lula Hall and Felton Young ... father played basketball at Jacksonville University from 1976-78 and was drafted by the NBA's Buffalo Braves … attended Mitchell High School in Memphis and was a McDonald's All-America selection ... was a three-time All-State selection ... as a senior, averaged 26.9 ppg, 13.8 rpg, 4.1 apg, 4.3 spg and 3.6 bpg while leading Mitchell High School to the Class AA State Championship Game … was a member of the National Honor Society in high school ... he, along with his wife, has a charitable foundation that has presented holiday dinner giveaways, tickets and prom dress giveaways ... he and his wife, Shekinah, have two children, T.J. and Taylor.

NBA REGULAR SEASON STATISTICS

Year	TEAM	G	MINS	FGM-FGA	PCT	FTM-FTA	FT%	FG3-FG3A	PCT	OFF-DEF-TOT	R/G	AST	A/G	PF	DQ	STL	BLK	PTS	AVG
07-08	PHI	74	1554	264-490	.539	76-103	.738	6-19	.316	120-192-312	4.1	58	0.8	126	1	73	8	610	8.2
08-09	PHI	75	2577	475-960	.495	139-189	.735	56-164	.341	139-238-377	5.0	86	1.1	165	0	100	23	1145	15.3
09-10	PHI	67	2145	382-813	.470	114-165	.691	48-138	.348	130-220-350	5.2	97	1.4	133	0	81	15	926	13.8
10-11	PHI	82	2135	458-847	.541	123-174	.707	6-22	.273	153-281-434	5.3	82	1.0	170	0	90	26	1045	12.7
11-12	PHI	63	1755	348-687	.507	111-144	.771	1-4	.250	137-188-325	5.2	74	1.2	127	3	64	41	808	12.8
12-13	PHI	76	2629	509-958	.531	108-188	.574	1-8	.125	182-389-571	7.5	125	1.6	191	1	133	55	1127	14.8
13-14	PHI	79	2718	582-1283	.454	163-229	.712	90-292	.308	166-310-476	6.0	182	2.3	213	1	167	36	1417	17.9
14-15	MIN/BKN	76	2434	451-968	.466	131-200	.655	38-115	.330	127-284-411	5.4	173	2.3	171	1	124	25	1071	14.1
15-16	BKN	73	2407	495-963	.514	105-163	.644	7-30	.233	176-484-660	9.0	136	1.9	182	3	112	37	1102	15.1
16-17	IND	74	2237	362-687	.527	45-86	.523	45-181	.381	131-317-448	6.1	122	1.6	135	1	113	29	814	11.0
17-18	IND	81	2607	421-864	.487	55-92	.598	58-181	.320	184-328-512	6.3	152	1.9	175	0	135	36	955	11.8
18-19	IND	81	2489	443-841	.527	87-135	.644	51-146	.349	192-331-523	6.5	204	2.5	194	2	123	36	1024	12.6
19-20	CHI	64	1591	269-601	.448	42-72	.583	79-222	.356	94-221-315	4.9	117	1.8	134	1	92	23	659	10.3
20-21	CHI	68	1652	370-662	.559	71-113	.628	12-45	.267	168-225-423	6.2	291	4.3	152	1	74	40	823	12.1
TOTALS		**1033**	**30930**	**5829-11624**	**.501**	**1370-2053**	**.667**	**498-6710**	**.300**	**2099-4038-6137**	**5.9**	**1899**	**1.8**	**2268**	**15**	**1481**	**430**	**13526**	**13.1**

NBA PLAYOFF STATISTICS

Year	TEAM	G	MINS	FGM-FGA	PCT	FTM-FTA	FT%	FG3-FG3A	PCT	OFF-DEF-TOT	R/G	AST	A/G	PF	DQ	STL	BLK	PTS	AVG
07-08	PHI	6	160	24-50	.480	12-14	.857	1-5	.200	15-12-27	4.5	4	0.7	7	0	7	0	61	10.2
08-09	PHI	6	229	31-70	.443	5-6	.833	5-12	.417	9-18-27	4.5	8	1.3	17	0	6	1	72	12.0
10-11	PHI	5	127	25-60	.417	7-12	.583	0-1	.000	17-12-29	5.8	4	0.8	13	0	4	1	57	11.4
11-12	PHI	13	277	39-91	.429	22-31	.710	0-0	---	25-43-68	5.2	15	1.2	25	0	7	7	100	7.7
14-15	BRK	6	190	29-66	.439	5-12	.417	0-4	.000	17-26-43	7.2	16	2.7	15	0	5	1	63	10.5
16-17	IND	4	140	21-39	.538	5-10	.500	1-4	.250	22-14-36	9.0	10	2.5	11	0	8	1	48	12.0
17-18	IND	7	237	36-60	.600	5-13	.385	2-7	.286	22-32-54	7.7	10	1.4	22	0	12	6	79	11.3
18-19	IND	4	130	18-42	.429	4-7	.571	2-8	.250	9-19-28	7.0	15	3.8	10	0	11	3	42	10.5
TOTALS		**51**	**1491**	**223-478**	**.467**	**65-105**	**.619**	**11-6751**	**.002**	**136-176-312**	**6.1**	**82**	**1.6**	**120**	**0**	**60**	**20**	**522**	**10.2**

CAREER HIGHS

	REGULAR SEASON HIGHS	PLAYOFF HIGHS
MINUTES	53, vs. Milwaukee, 3/20/15	43, vs. Orlando, 4/26/09
POINTS	32, at Toronto, 3/7/10	22, vs. Boston, 5/16/12
REBOUNDS	16 (2), vs. Philadelphia, 3/15/2016	16, vs. Cleveland, 4/22/18
ASSISTS	11, vs. Portland, 1/30/20	6 (2), at Boston, 4/14/19
STEALS	8, vs. Oklahoma City, 1/25/14	6, at Cleveland, 4/17/17
BLOCKS	4 (5), at Memphis, 12/26/12	2 (3), vs. Cleveland, 4/22/18

ROBERTAS **JAVTOKAS**

Height: 6-11 Weight: 250 Position: Center Birthdate: 3/20/80 (Siauliai, Lithuania)

SELECTED BY THE SPURS IN THE SECOND ROUND OF THE 2001 NBA DRAFT, 56TH OVERALL PICK

Last played in 2016-17, completing his sixth straight season playing for Zalgiris Kaunas of the Lietuvos krepšinio lyga (LKL) in Lithuania, helping the team win the Lithuanian League Championship … appeared in 29 games, averaging 3.9 points and 3.0 rebounds … also participated in 17 Euroleague games, averaging 2.3 points and 1.4 rebounds … helped Lithuania to a silver medal at the 2015 European Basketball Championships … played in 44 games during the 2014-15 campaign, averaging 7.4 points, 5.4 rebounds and 1.1 assists while shooting .591 from the floor … also appeared in 23 Euroleague games, averaging 5.7 points and 4.3 rebounds ... earned 2014 Eurobasket.com All-Lithuanian LKL 3rd Team honors … participated in 27 games during the 2013-14 season, averaged 9.9 points, 5.9 rebounds and 1.3 assists ... also saw action in 23 Euroleague games that season, averaged 9.6 points and 5.3 rebounds while shooting .650 from the floor … suffered a preseason injury causing him to miss six months of the season in 2012-13 ... helped lead Kaunas to back-to-back Lithuanian National Championships ... has been a member of the Lithuanian National Team since 2000 … won the silver medal at the 2013 European Championship ... won the bronze medal at the 2007 European Championship ... guided Lithuania to a bronze medal finish at the 2010 World Championship...played at the 2001, 2005, 2009 and 2011 European Championships … played in the 2004 and 2008 Olympic Games ... in the 2008 Olympics, averaged 8.3 points and 5.0 rebounds while shooting .632 (24-37) from the field in eight games … in the 2004 Olympics, averaged 8.9 points and 4.4 rebounds in 16.4 minutes in seven games … led the Olympics in field goal percentage, with a .684 (26-38) mark … has played internationally since 2000 … played for Valencia BC in the Spanish League during the 2010-11 season ... spent the 2009-10 season with BC Khimky Moscow … played for Dynamo Moscow from 2007-2009 … was named Eurobasket.com's All-ULEB Cup Center of the Year in 2008 … spent the 2006-07 playing for Panathinaikos (Athens) … Panathinaikos captured the 2007 'triple crown' winning Greek League, Greek Cup and Euroleague championships … spent six seasons (2000-06) with Lietuvos Rytas Vilnius … a six-time Lithuanian League All-Star … the MVP of the 2002 LKL All-Star Game … did not play basketball for over a year after being involved in a serious motorcycle accident on 5/1/02 … spent one semester at the University of Arizona in 1999 before returning to Lithuania.

SERGEY **KARAULOV**

Height: 7-0 Weight: 255 Position: Center Birthdate: 4/15/82 (Guliston, Uzbekistan)

SELECTED BY THE SPURS IN THE SECOND ROUND OF THE 2004 NBA DRAFT, 57TH OVERALL PICK

Has spent his entire professional career playing in Russia on a variety of levels ... entering his fourth season with TEMP-SUMZ of the Russian Superleague ... last year appeared in 36 games for TEMP, averaging 6.2 points and 4.7 rebounds while shooting .536 from the field ... in 2016-17 averaged 10.1 points and 7.8 rebounds in 27 games … named 2016 Eurobasket.com All-Russian Superleague 1 Center of the Year and 2016 Eurobasket.com All-Russian Superleague 1 First Team … registered 23 double figure scoring games and 11 double doubles ... played with Ural Ekaterinburg in the Russian Superleague in 2014-15, averaging 9.6 points and 7.9 rebounds while shooting .552 from the floor in 41 games … helped Ural Ekaterinburg advance to the Russian Superleague semifinals … was named 2014 Eurobasket.com All-Russian Superleague Honorable Mention … spent 2013-14 with Ruskon-Mordovia in the Russian Superleague, averaging 10.3 points and 8.0 rebounds in 27 contests … spent the 2012-13 season with Triumph Lyubertsy in the Russian-PBL ... during the 2011-12 season played for Spartak Primorie, averaging 2.4 points and 3.4 rebounds in 22 games ... prior to that spent two seasons with Krasnie Krilya Samara where he helped guide the team to the 2011 Russian Superleague Championship ... led Krasnie to the 2010 Eurochallenge Championship game ... has also spent time with Nizny Movgorod (2008-09), Lokomotiv Rostov (2007-08), Standart Samara (2006-07), BC Khimky Moscow (2004-07), Sakha-Jakutia Jakusk (2002-04) and Otrar Alma-Ata (2001-02).

VIKTOR **SANIKIDZE**

Height: 6-8 Weight: 200 Position: Forward Birthdate: 4/1/86 (Tbilisi, Georgia)

SELECTED BY ATLANTA IN THE SECOND ROUND OF THE 2004 NBA DRAFT, 42ND OVERALL PICK

OBTAINED FROM THE HAWKS ON 6/24/04 IN EXCHANGE FOR A 2005 SECOND ROUND PICK AND CASH CONSIDERATIONS

Last appeared in 2016-17 with Aris Thessaloniki in Greece ... averaged 11.2 points and 6.2 rebounds in six games of the European Championship qualifiers ... spent 2015-16 with Ronesans TED Kolejliler Ankara of the Turkish Basketball Super League (BSL), in Turkey, averaging 12.3 points, 7.9 rebounds and 2.8 assists in 28 games … notched 19 double figure scoring games and five double-doubles … posted averages of 8.5 points, 5.8 rebounds and 1.5 assists while shooting .500 percent from the floor in six 2015 European Championship outings … spent the 2014-15 season with Unics Kazan in Russia … played in eight games in the VTB United League, averaging 4.5 points, 4.0 rebounds and 1.0 assists … also saw action in three EuroCup games, averaging 4.7 points and 6.0 rebounds in 10.0 minutes … saw action in 13 Euroleague games, averaging 4.4 points and 3.3 rebounds … averaged 13.0 points, 8.0 rebounds and 1.5 assists in six games during qualifications for the European Championships … in 2013-14, appeared in 36 Spanish League games with CAI Zaragoza, averaged 9.2 points, 5.4 rebounds and 1.5 assists while shooting .625 from the field … spent 2012-13 playing for Montepaschi Siena in the Italian-SerieA, appearing in 48 games, averaging 5.5 points and 4.8 rebounds while shooting .589 from the field, .385 from three -point range and .649 from the foul line ... saw action in 24 Euroleague games, averaging 5.7 points and 5.1 rebounds while shooting .533 from the field ... helped guide Siena to the Italian SerieA Championship and the Italian National Cup ... became the first player, whose rights are owned by the Spurs, to play against the Spurs in an international friendly at the AT&T Center on 10/6/12 ... recorded 5 points and 11 rebounds … prior to joining Siena spent three seasons Canadian Solar Bologna in the Italian-Serie A league … selected to play in the 2011 Italian League All-Star Game ... has played internationally since 2003 … played for Tartu Ulikool/Rock in the Estonian League during the 2008–09 season … averaged 15.7 points and 7.4 rebounds … spent the 2007–08 season with Dinamo Tbisili in the Georgian League … finished with 41 points, 8 rebounds and 3 assists earning MVP honors in the Georgian League All-Star Game … won the league's slam dunk contest … during the 2006–07 season played for MMT Estudiantes (Madrid) in the Spanish League … underwent an appendectomy on 3/13/07 … missed the 2005–06 season after having surgery on both knees in the summer of 2005 … spent two seasons ('03–04 and '04–05) with SAOS J.D.A. Dijon in the French Pro A League … spent the 2002–03 season at Academy Tbilisi in the Republic of Georgia ... played for Globe Tech Junior College in New York during the 2001–02 season at the age of 15 … member of the Georgian National Team since 2004 … led Georgia in the 2013 European Championships, averaging 13.0 points and 9.1 points in nine games … saw action in eight games in the 2001 European Championships, averaging 12.0 points, 8.0 rebounds and 1.5 assists ... played for Georgia in the 2009 Division B European Championships and posted 17.0 points, 12.7 rebounds and 1.6 blocks in seven games … led Georgia to the 2006 Ostchem Under-20 European Division B Championship … named the tournament MVP after scoring 30 points in Georgia's 96–88 win over FYROM in the title game on 7/23 … had 27 points and 14 boards in Georgia's semifinal win over Finland … during the 2004 European Junior Championships averaged 18.2 points, 10.9 rebounds, 2.4 steals and 2.1 blocks in 10 games.

GEORGIOS **PRINTEZIS**

Height: 6-9 Weight: 230 Position: Forward Birthdate: 2/22/85 (Athens, Greece)

SELECTED BY THE SPURS IN THE SECOND ROUND OF THE 2007 NBA DRAFT, 58TH OVERALL PICK

Set to begin his eighth straight season with Olympiacos in Greece ... in his second stint with Olympiacos … has averaged double figures in scoring in each of his past seven seasons with the club during EuroLeague competition … last season was named the All-Greek A1 Center of the Year after averaging 12.0 points, 5.5 rebounds and 1.4 assists in 28 EL games, as well as 8.8 points and 5.5 rebounds in 25 A1 contests ... named to the All-Europe 1st Team in 2017 ... in 2016-17, averaged 9.1 points, 4.2 rebounds and 1.3 assists in 31 league games ... also appeared in 32 EuroLeague contests, averaging 12.8 points, 5.1 rebounds and 1.0 assist ... played two seasons in Spain with Unicaja Malaga (2009-11) … was a back-to-back EuroLeague Champion in 2012 and 2013 and also a two-time Greek League Champion, capturing championships in 2012 and 2015 … attended the 2007 Reebok Camp in Treviso, Italy and was recognized as the Greek All-Star Game Slam Dunk Champion the same year … previously a member of the Greek U-16 and U-20 National Teams … began his professional career with Olympiacos Piraeus ...

ADAM **HANGA**

Height: 6-7 Weight: 200 Position: Guard/Forward Birthdate: 4/12/89 (Budapest, Hungary)

SELECTED BY THE SPURS IN THE SECOND ROUND OF THE 2011 NBA DRAFT, 59TH OVERALL PICK

Entering his fourth season with FC Barcelona in Spain ... appeared in 37 games for Barcelona, averaging 8.6 points, 3.3 rebounds and 1.6 assists while shooting .578 from the floor in 2018-19 ... also appeared in 26 EuroLeague contests, posting averages of 8.7 points, 3.7 rebounds and 2.0 assists ... spent 2016-17 with Baskonia Vitoria Gasteiz in Spain ... named the Euroleague Defensive Player of the Year and All-Spanish League First Team ... averaged 11.8 points, 4.2 rebounds and 2.4 assists in 37 games ... also played 33 Euroleague contests, averaging 10.5 points, 4.4 rebounds and 2.4 assists ... spent 2015-16 with Laboral Kutxa in Spain … was a member of Sidigas Avellino in the Serie A Italian League in 2014-15 before joining Laboral Kutxa in May 2015 … recorded averages of 10.6 points, 4.3 rebounds and 2.7 assists in 30 games with Sidigas Avellino … recognized as a 2015 Italian Serie A All-Star … played the 2013-14 season with Laboral Kutxa Vitoria in Spain, averaging 5.8 points, 2.4 rebounds and 1.0 assist in 26 games … previously spent two seasons from 2011-13 with Assignia Manresa in the Spain-Liga Endesa and saw action in 32 games last season, averaging 11.7 points, 4.5 rebounds, 2.3 assists and 1.31 steals in 25.6 minutes … prior to Assignia Manresa, he spent the five seasons playing for Albacomp-UPC Szekesfehever in the Hungarian NB League … a two-time Hungarian League All-Star and the 2009 Slam Dunk Contest winner … played for the Hungarian National Team from 2009-2012 … averaged in 15.9 points, 5.4 rebounds, 3.0 assists and 1.5 steals at the 2011 European Championship qualifiers.

ERAZEM **LORBEK**

Height: 6-11 Weight: 242 Position: Forward/Center Birthdate: 2/21/84 (Ljubljana, Slovenia)

SELECTED BY INDIANA IN THE SECOND ROUND OF THE 2005 NBA DRAFT, 46TH OVERALL PICK

OBTAINED FROM INDIANA ALONG WITH KAWHI LEONARD AND DAVIS BERTANS IN EXCHANGE FOR GEORGE HILL, 6/23/11

Played in the 2016 NBA Summer League with the Spurs in Utah and Las Vegas ... appeared in one game for Petrol Olimpija last season, posting 12 points and 6 rebounds ... spent from 2013-15 with FC Barcelona in the Spanish League before suffering a knee injury in August 2014 that sidelined him for two years … has played professionally in Europe since 1999 … appeared in 34 league games in 2013-14, averaging 7.3 points and 2.5 rebounds … also played in 19 Euroleague games, posting 8.0 points and 2.7 rebounds per contest … averaged 9.9 points and 3.3 rebounds while shooting .575 (138-240) from the floor in 2012-13 … started in 30 Euroleague games and averaged 8.9 points and 3.4 rebounds in 20.6 minutes, while shooting .506 (89-176) from the field. … was named to the 2012 All-Euroleague First Team and to the 2011-12 All-Spanish ACB Team … helped guide his team to the Spanish ACB Championship in 2011 and 2012 and to the Finals in 2010 and 2013 ... won the regular season championship in 2010, 2011 and 2012 and captured the ACB Supercup 2010, 2011 and 2012 … led Barcelona to the Euroleague Title in 2010 and the Final Four in 2012 and 2013 ... in 2008 he helped lead CSKA Moscow to the Euroleague Finals … during the 2004-05 season he won the Eurloeague Rising Star Award, averaging 9.2 points and 4.9 rebounds in 20 Euroleague games for Climamio Bologna … has played for the Slovenian National Team since 2005 … appeared in 11 games in the 2011 European Championships, averaging 11.1 points, 5.0 rebounds and 1.7 assists ... in the 2009 European Championships, he averaged 16.4 points, 7.4 rebounds and 2.3 assists in eight games … played for Michigan State in 2003 before returning to play overseas … helped the Spartans advance to the NCAA Elite Eight.

SPURS SPORTS & ENTERTAINMENT

SPURS
SPORTS & ENTERTAINMENT

INTEGRITY • SUCCESS • CARING

Managing Partner . . . . . Peter J. Holt

SPURS BASKETBALL STAFF

President of Spurs Basketball & Head Coach. Gregg Popovich
General Manager . . . . . Brian Wright
Vice President of Basketball Operations . . . . . Brent Barry
Assistant Coaches . . . . . Becky Hammon, Mitch Johnson, ... Matt Nielsen, Chip Engelland, Darius Songaila
Player Development Assistant . . . . . Willis Hall
Head Video Coordinator . . . . . Sean Sheldon
Assistant Video Coordinator . . . . . Josh Brannon
Video Assistants . . . . . Cam Johnson, Greg Stiemsma, ... Andrew Gauthier, Drew Edwards
Vice President of Basketball Administration & Deputy General Counsel . . . . . Brandon James
Special Advisor to Basketball Operations . . . . . Manu Ginobili
Basketball Operations Consultant . . . . . Danny Ferry
Senior Director of Basketball Intelligence . . . . . Adam Glessner
Director of Operations & Innovation . . . . . Phil Cullen
Director of Player Personnel . . . . . Dave Telep
Director of College Player Personnel . . . . . George Felton
Director of International Scouting . . . . . Claudio Crippa
Pro Personnel Scout . . . . . Chris Grant
Performance Informatics Scout . . . . . Keon Weise
Director of Strategic Analysis & Basketball Insight . . . . . Hao Meng
Director of Basketball Strategy . . . . . Niraj Mulji
Manager of Basketball Strategy & Legal . . . . . Brandon Leibsohn
Basketball Operations Coordinator . . . . . Max Unger
Director of Research and Development . . . . . Nick Repole
Coaching Analytics Coordinator . . . . . AJ Meyer
Director of Data Science . . . . . Josh Fink
Director of Research & Development . . . . . Nick Repole
Senior Data Analyst . . . . . David Kaplan
Senior Front-End Developer . . . . . Josh Ryan
Software Engineer . . . . . Kevin Xu
Austin Spurs General Manager . . . . . Tyler Self
Director of Player Evaluation and Austin Spurs and Assistant General Manager . . . . . Samson Kyode
Director of Player Performance and Wellness . . . . . Xavi Schelling
Director of Player Rehabilitation . . . . . Marilyn Adams
Performace Physical Therapist . . . . . Logan Sullivan
Sports Science Coordinator . . . . . Ryan Curtis
Head Athletic Trainer . . . . . Will Sevening
Assistant Athletic Trainer and Recovery Coordinator . . . . . Brendan Bowman
Spurs Medical Assistant . . . . . Chatity Chov
Strength and Conditioning Coach . . . . . Anthony Falsone
Athletic Development Coach . . . . . Kelly Forbes
Assistant Performance Coach . . . . . Jesse Wang
Sports Dietician . . . . . Mandy Tyler
Director of Team Operations . . . . . Cory Johnson
Equipment Manager Assistant . . . . . Nico Faz
Sr. Director of Player Engagement . . . . . Analisa Rodriguez
Player Engagement & Family Services Manager . . . . . Ricki Dean
Vice President of Communications . . . . . Tom James
Senior Basketball Communications Manager . . . . . Kris Davis,
Basketball Communications Manager . . . . . Jordan Howenstine
Team Photographer . . . . . Reggie Thomas II
Executive Assistant to Head Coach . . . . . Leslie Giese
Executive Assistant to GM . . . . . Lana Rothe
Director of Team Security . . . . . Scott McCartney
Assistant Team Security . . . . . David Best
Practice Facility Security . . . . . Roy Padilla, Rudy Leal, . . . Samantha Fonseca, Bryan Neuhaus, Greg Mobley, Felipe Santos
Practice Facility Supervisor . . . . . John Cronan
Practice Facility Operations . . . . . William Ivory, Travis Smith
Team Physicians . . . . . Dr. David Schmidt, Dr. Paul Saenz, ... Dr. Richard Steffen, Dr. Eliot Young

SPURS SPORTS & ENTERTAINMENT STAFF

CEO . . . . . R.C. Buford
Strategic Operations Manager to CEO . . . . . April Hardy-Holley
Executive Assistant & Sr. Business Ops Coord. . . . . Bianca Lopez

Executive Vice President of
Partnerships & Revenue . . . . . Brandon Gayle
Executive Assistant . . . . . Erica Jones

Senior Vice President of
Revenue & Franchise Business Operations . . . . . Frank Miceli
Executive Assistant . . . . . Megan Gutierrez

Vice President of Youth Sports . . . . . Joe Clark
Spurs Sports Academy - Camps/Clinics Manager . . . . . Austin Peebles
Spurs Sports Academy Sales Manager . . . . . Yolanda Rodgers
Spurs Sports Academy - Tournaments Manager . . . . . Devin Judkins
Sr. Spurs Give Manager . . . . . Julie McCarty
Donor Relations Manager . . . . . Eliana Mijanos-Brown
Spurs Give Youth Sports Manager . . . . . Amanda Fite
Spurs Give Programs Associate Manager . . . . . Ashely Funkhouser
Sr. Innovative Projects Coordinator . . . . . Sita McNab
Community Engagement Representative . . . . . George Gervin
Partnerships Administrative Assistant . . . . . Celeste Tober
Director of Marketing Partnerships Sales . . . . . David Elkins
Partnerships Sales Acct. Manager . . . . . Scott Winegar, Orin Wexler
Sr. Partnerships Sales Account Executive . . Ryan Denbow, Alex Ridolfi
Director of Marketing Partnerships Activations . . . . . Stacy Jobes
Partnerships Activation Manager . . . . . Margaret Grotte
Sr. Partnership Activation Coordinator . . . . . Lamar Wilkerson
Partnership Activation Account Manager . . . . . Alex Davied
Partnership Activation Coordinator. . . . . Lesley Barnette, Edwin Flato, ... Courtney Guidy, Megan Guy, Sarah Roy
Partnership Activation Associate . . . . Blake Brunnenman, Eric Kushel
Partnerships Analyst . . . . . Sam Planto
Broadcast Traffic Supervisor . . . . . Elizabeth Quinones
Broadcast Radio Traffic Coordinator . . . . . Leah Resendez
Sr. Director of Broadcast . . . . . Mike Kickirillo
Spurs Broadcaster . . . . . Dan Weiss
Broadcast Assistant . . . . . Avery Schneider

Vice President of
Strategic Brand Engagement . . . . . Becky Kimbro
Brand Engagement Administrative Assistant . . . . . Hillary Schuck
Sr. Content Development Manager . . . . . Lorne Chan
Associate Content Manager . . . . . Anja Petro
Associate Producer . . . . . Sarah Fisher, Taylor Hair
Associate Director of Marketing & Creative . . . . . Jordan Mandelkorn
Marketing Manager - Spurs . . . . . Veronica Oviedo

Marketing Manager - AT&T Center . . . . . Tamara Bertram
Associate Franchise Marketing Manager . . . . . Aaron Zamora
Sr. Marketing Coordinator . . . . . Abby Turkington
Marketing Coordinator . . . . . Megan Auger, Nora Kiesler, ... Celina Leyva
Director of Digital Communications . . . . . Geoff Sakaguchi
Associate Manager of Product Design . . . . . Matt Schad
Digital Development Coordinator . . . . . Zeke Mauricio
Social Media Content Producer . . . . . Kendall Maxwell
Social Media Coordinator . . . . . Brenan Betro, Landon Pederson
Sr. Production Manager . . . . . Carter Snowden
Game Operations Manager . . . . . Daniel Radwanski
Game Ops Coordinator . . . . . Sarah Castro, Kelsie Jackson,
Associate Entertainment Manager . . . . . Dani VanDeWalle
Game Entertainment Coordinator . . . . . Anna DiMarco
Creative Entertainment Specialist . . . . . Rance Ristau
Creative Entertainment Appearance Representative. . . . . Josh Vasquez
Associate Manager of Event Production . . . . . Abbie Lopez
Animation Artist II . . . . . Chelsea Deering
Producer II . . . . . Derek Zurcher
Associate Project Manager . . . . . Laura Perez
Brand Engagement Project Coordinator . . . . . Morgan Wuebben
Graphics Manager . . . . . Abe Exum
Sr. Motions Graphics Artist . . . . . Giovanni Rodriguez
Associate Design Manager . . . . . Owen Lindsey
Sr. Graphic Designer. . . . . Garrett Huls
Graphic Designer . . . . . Andrea Kerns
Associate Manager Copywriter . . . . . Sean Lazaga

Vice President of Sales & Retention . . . . . Tim Salier

Executive Assistant . . . . . Alex Melo
Director of Sales . . . . . Lindsay Beale
Business Development Manager . . . . . Melerie DeLeon
Member Services Representative . . . . . Lori Lopez, Jamie Teniente
Business Development Account Manager . . . . . Allen Schlesinger
Sales Manager. . . . . Jared Graff
Sales Account Manager . . . . . Lynn Classen, Chanson Douglas
Sales Account Executive . . . . . Madison Aldis, Lewis Brown, ... Chase Kruckemeyer, Jahred Nixon, Allison Summers
Spurs Sales Representative. . . . . Julia Gehlhaar, Tyler Putnam
Group Sales Manager . . . . . Kolin Goff
Group Sales Coordinator II . . . . . Amanda Barnes
Tourism Program Account Manager . . . . . Sarah Snyder
Group Sales Account Manager. . . . . Britini Ridolfi
Sr. Group Sales Account Executive. . . . Danny Farias, Nancy Gonzales
Group Sales Representative . . . . . Kirstin Manka, Luke Petty
Sr. Director of Membership . . . . . Chris Monroe
Membership Services Associate Director. . . . . Kassie Smiley
Premium Member Account Executive . . . . . Jeremy Martinez, ... McKayla Schmidt, Sarah Trevino
Sr. Membership Services Coord. . . . . Brianna Lopez, Analicia Veatch
Membership Services Coordinator . . . . . Elizabeth Pena, Jay Winbush
Season Ticket Services Representative. . . . . Jesus Salazar
Sr. Director of Premium Sales . . . . . Mike Setser
Premium Services Associate Director . . . . . Nicole Christy
Corporate Sales Account Manager . . . . . Joe Reyes
Corporate Sales Account Executive . . . . . Blake Herring
Sr. Prem. Account Exec. - Suites . . . . Sacha Crockett, Alyssa Montes
Sr. Director of Ticket Operations . . . . . Sharif Talukder
Ticket Office Manager - Spurs. . . . . Ruben Garcia
Associate Ticket Office Manager . . . . . John Rose
Sr. Ticket Office Group Coordinator . . . . . Erick Aguirre
Ticket Operations Coordinator. . . . . Mario Zapata
Franchise Ticket Office Manager . . . . . Alanna Berg
Box Office Manager . . . . . Bruce Radley
Box Office Systems Manager. . . . . Adam McKenzie
Box Office Coordinator II . . . . . Mario Zapata

Executive Vice President
General Counsel & Corporate Relations . . . . . Bobby Perez

Executive Assistant . . . . . Dani Fortinberry

Senior Vice President of Corporate Administration & Facilities. . . . . Tammy Turner

Director of Human Resources . . . . . Jaimi Martinez
Talent Acquisition Manager . . . . . Luisa Martinez
Talent Acquisition Coordinator . . . . . Sal Williams
Benefits Associate Manager . . . . . Vanessa Cervantes
Human Resources Generalist II . . . . . Lorraine Benavides
HRIS Analyst . . . . . Agar Mowen
Internal Comms & Engagement Manager.. . . . . Tanya Navalta
Internal Communications Proj. Coord. . . . . Jessica Jimenez
Sr. Director of Org. Development . . . . . Laural Logan-Fain
Learning & Development Specialist II . . . . . Tyler Reddout
Sr. DEIB Strategy Manager . . . . . Morgan Jones
St. DEIB Strategy Manager - Austin . . . . . Perri Travillion
Sr. Risk & Compliance Manager . . . . . Stephanie Ashe
Staff Attorney . . . . . Nick Munro
Director of External Affairs . . . . . Laura Dixon
Sr. Director of Corporate Development. . . . . Joe Donnelly
Corporate Relations Manager . . . . . Shermeka Hudson
Sr. Corporate Development Coordinator . . . . . Tyler Caldwell

VP & AT&T Center General Manager . . . . . Casey Heverling

AEG Director of Booking . . . . . Stephen Grossman
Director of Building Operations . . . . . John Plescia
Building Operations Coordinator . . . . . Colin Serkowski
Building Operations Lead . . . . . Cindy Salazar
Building Ops Crew . . . . . Carlos Cedillo, Frank Jimenez, ... George Lopez, David Ramon
General Foreman . . . . . Ben Mayfield
Welder . . . . . John Aguilar
Plumber . . . . . Gene Hernandez
Plumber Apprentice . . . . . David Perez
Journeyman . . . . . Henry Gonzalez
Electrician I . . . . . Jaime Rios
Rigger . . . . . Anthony Martinez
Seating Systems Tech . . . . . Sergio Fernandez
Seating Systems Representative . . . . . Ray Paredes
Conversion Operations Manager . . . . . Leya Mphande
Conversion Crew Leads . . . . . David Perez, Randy Perez
Safety Manager . . . . . Billy Cruz
Sr. Director of Event Services . . . . . Mindy Corr
Sr. Event Services Manager. . . . . Duane Randall III
Event Services Manager . . . . . Casey Redish, D'Elle Wendel
Event Services Coordinator . . . . . Rick Hernandez
Sr. Arena Operations Coordinator . . . . . Victoria Jackson
Director of Security . . . . . Emmett Baylor II
Parking Manager . . . . . Cindy Trevino
Security Manager. . . . . Jerad Preston, Thomas Tucker
Associate Security Manager . . . . . Ray Guajardo
Event Security Coordinator . . . . . Kamisha Donadelle
Security II Leads . . . . . Carl Fowler, Nicholas Galindo, ... Mari Morales, Andrew Garza, Walter Merrill, Tiffany Young
Security I . . . . . Kendall Coleman-Wood, Felicia Cortez, ... Griffin Ivey, McKynnis Mingo, Jeffrey Sutherland
Sr. Manager of Fan Experience . . . . . Shannon Walsh
Learning & Development Fan Experience Mgr. . . . . Charlene Scott
Fan Experience Assoc. Manager . . . . . Kayla Fernandez
Fan Experience Coordinator . . . . . Marisol Gonzales, Matt Rogers

Executive Vice President of
Finance & Corporate Strategy . . . . . Lori Warren
Vice President of Finance . . . . . Joe Loomis

Sr. Finance Manager . . . . . Michelle Wenzel
Accounting Manager . . . . . Michelle Barkman
Accounting Supervisor . . . . . Sonia Davies
Financial Analyst . . . . . Ryan Bernal
Sr. Staff Accountant . . . . . Amanda Cruz, Lisa Ochoa
Staff Accountant . . . . . Ryan Evans, Dwayne Paul
Accounts Payable Associate . . . . . Lysandra Torres
Payroll Supervisor . . . . . Paul Baum
Payroll Coordinator . . . . . Adrienne Hernandez, Kristina Manley
Logistics Supervisor . . . . . Mike Alden

Sr. Purchasing Coordinator . . . . . Dahn Windhorn
Purchasing Coordinator . . . . . Victor Chavez, Guillermo Gutierrez
Culinary Experience Manager . . . . . Kevin Barker
Culinary Experience Coordinator . . . . . Jacob Ivice
Director of IT Systems . . . . . Nguyen Nguyen
IT Systems Manager . . . . . Adil Simsaa
Network Manager . . . . . Mario Martinez
System Administrator . . . . . Ted Fort
IT Security Specialist . . . . . Sean Garcia
IT Support Cooridnator II . . . . . Katie Murphy
Sr. A/V Systems Manager . . . . . Chris Thompson
Sr. AV Technology Manager . . . . . Bryan Zebleckes
A/V Engineer . . . . . David Garza
Video Display Engineer. . . . . Lou Sangurima, Robert Tieman II
Sr. Audio Systems Engineer. . . . . Stephen Pyle
Audio Technician . . . . . Willie Johnson, Fred Weisenmiller
Sr. Director of Business Strategy . . . . . Jordan Kolosey
CRM Manager . . . . . Meghan Passineau
CRM Coordinator . . . . . Hannah Funk
User Experience Manager . . . . . Omar Gonzalez
User Research Coordinator . . . . . Brittany Smyser
Marketing Automation Coordinator . . . . . Anne-Marie Prince
Marketing Automation Specialist . . . . . John Mansour
Associate Manager of Business Analytics . . . . . Andrew Fedele
Business Intelligence Analyst . . . . . Stephanie Beard

AUSTIN SPURS STAFF

Head Coach . . . . . Matt Nielsen
Assistant Coaches . . . . . Petar Božić, Reece Gaines, Parker Hines, Kenny Trevino
Athletic Trainers. . . . . Carl White
Player Development Program Manager . . . . . Brendan Sabean
Associate Director of Business Development. . . . . Justin Wynter
Communications & CR Coordinator . . . . . Amanda Janczak
Game Operations Coordinator. . . . . Jacob Gomolka
Marketing & Graphic Design Coordinator . . . . . Elisa Gonzalez
Sr. Sales & Service Manager . . . . . Stephen Gray
Membership Services Associate Manager . . . . . Ryan Herbert
Premium Account Manager . . . . . Dexter McMarion
Sr. Account Executive. . . . . Jean-Luc Parker
Sales Representative . . . . . Scott Hammel, Melissa Shoemaker

SAN ANTONIO FC STAFF

Head Coach . . . . . Alen Marcina
Director of Goalkeeping . . . . . Juan Lamadrid
SAFC Pro Academy Director . . . . . Nick Evans
Pro Academy Coaches . . . . . Tim Chestney, Jeremiah Narvaez, Oscar Munoz, Lee Williams
High Performance Coordinator . . . . . Sean Arters
Equipment Manager . . . . . Rashad Moore
Vice President & Managing Director. . . . . Tim Holt
Business Operations Manager . . . . . Jose Lizardo
Communications Manager . . . . . Preston Petri
Sr. Communications Coordinator . . . . . Luis Leyva
Sales Manager . . . . . Joey Harvey
Sr. Sales Account Executive . . . . . Jackie Laureles
Sales Representative . . . . . Brianna Guevara, Hector Jimenez, Ashley Lujan, Jose Medellin, Brianna Saenz, Shane Sharp II
Service & Retention Manager . . . . . Miguel Hopkins
Service & Retention Representative . . . . . C.J. Garza, Daniel Gonzales, Taylor Nuckles
Marketing & Sales Associate . . . . . Analee Reyes
Associate Event Services Manager . . . . . Emma Boyle
STAR Complex Event Coordinator . . . . . Anthony Viera
Turf Manager. . . . . Scott Urbantke
Turf Assistant . . . . . Dustin Martin
Groundskeeper III . . . . . James Franklin
Groundskeeper II . . . . . Jacob McClusky-Holt
Groundskeeper I . . . . . Sebastian Granados
Operations Manager . . . . . Colton Saldivar
Operations Lead . . . . . Jaron Kucera
Security Lead . . . . . Michael Herrington

SPURS
H-E-B

CHAIRMAN OF THE BOARD

Peter J. Holt
Managing Partner

BOARD OF REPRESENTATIVES

Carl Mittleman
President/
ARAMARK Sports &
Entertainment Group

Corinna Holt Richter

James R. Leininger, M.D.

Gregg Lemkau
MSD Investments, LLC

Alan Waxman
Saldo Creek Investments
(Sixth Street)

Austin Bowers
Saldo Creek Investments
(Sixth Street)

On March 26, 1993, a group of 22 investors purchased the San Antonio Spurs. The group currently numbers 13 investors. The ownership group has a six-person governing board of representatives and Peter J. Holt serves as the Managing Partner. Listed below are the current members of San Antonio Spurs Holding LLC:

ARAMARK Sports & Entertainment Group, H.H. Sports, Ltd., James R. Leininger, MSD Investments LLC, Salado Creek Investments LLC (Sixth Street TAO), R&B Partnership (Russell and Bruce Hill), David M. Robinson, Sierra Sports & Entertainment, SWBC, Sunrise Sports & Entertainment, Valero Energy Corporation, and Zachry Hospitality Corporation.

PETER J. HOLT

MANAGING PARTNER
SPURS SPORTS & ENTERTAINMENT

Peter J. Holt becomes the third member of the Holt family to serve as Chairman of Spurs Sports & Entertainment, continuing the Holts' 23-year leadership of the organization. He succeeds Julianna Hawn Holt who held the position of Chairwoman and Co-CEO for three years, after taking over for Peter M. Holt who led the Spurs ownership group for 20 years.

Under the Holt family's leadership, the Spurs have become one of the premier franchises in North American sports, capturing five NBA titles (1999, 2003, 2005, 2007 and 2014) while qualifying for the NBA Playoffs for 22 straight seasons. The Holts joined the ownership group of San Antonio Spurs, LLC in 1996.

Spurs Sports & Entertainment owns four professional sports franchises – the San Antonio Spurs, the San Antonio Rampage (AHL), San Antonio FC (USL Championship) and the Austin Spurs (NBA G League). In addition, SS&E manages the day-to-day operations of the AT&T Center and Toyota Field. Under the Holts' watch, the organization has grown to over 400 full-time and nearly 800 part-time employees.

Holt is the great-great grandson of Benjamin Holt, who introduced the first practical track type tractor in 1904 and is a founder Caterpillar®, Inc. Holt and his sister, Corinna Holt Richter, have owned and managed HOLT CAT since 2017. Now the largest Caterpillar dealer in the country, with over 2,700 employees and more than 50 locations throughout Texas, HOLT CAT is a fifth-generation family-owned business headquartered in Southeast San Antonio. Holt serves as CEO and General Manager of HOLT CAT.

Holt is passionate and focused on improvement in youth opportunities expressed by his involvement on the Board of SA Works and the University of the Incarnate Word. He participates on the Executive Committee of the United Way of San Antonio and Bexar County and is actively involved in United Way fundraising activities. He is also committed to wildlife conservation efforts and serves on the Executive Committee of the Texas Wildlife Association.

Holt graduated from the University of the Incarnate Word in San Antonio with a bachelor's degree in business administration. He resides in San Antonio with his wife, Lauren Kate, and their daughters, Ha-zel, Penny and Tippit.

RC BUFORD

CEO

R.C. was named CEO for Spurs Sports and Entertainment in July of 2019. In his current role he leads the business operations for all sports franchises owned and operated by Spurs Sports & Entertainment which includes the San Antonio Spurs (NBA), the Austin Spurs (NBA G-League) and San Antonio FC (USL Soccer) as well as the operations of the AT&T Center and Toyota Field.

Prior to being named CEO Buford held the role of president of sports franchises from 2008-19. He served as the general manager of the Spurs while overseeing the sports administration for the other teams in the SS&E family. He has twice been named the NBA's executive of the Year in 2014 and 2016.

R.C. started his professional career as an assistant coach at the University of Kansas in 1983. During each of his five seasons at Kansas, the Jayhawks participated in the NCAA Tournament. Buford was on the coaching staff for the team that won the 1988 NCAA Championship as well as the 1985–86 squad that advanced to the Final Four.

In the summer of 2008 R.C. made the move to the NBA joining the Spurs as an assistant coach on Larry Brown's staff (other assistants on that staff included Gregg Popovich, Alvin Gentry and Ed Manning). He spent four seasons as an assistant with the Spurs, helping win back-to-back Midwest Division Titles (1990 and 1991). In the summer of 1992, Buford joined the Los Angeles Clippers as the first assistant for Coach Brown (the Clippers earned a spot in the 1993 Playoffs). He later served as an assistant coach at the University of Florida during the 1993-94 season (the team advanced to the Final Four for the first time in school history).

In the Summer of 1994, R.C. returned to San Antonio (hired by Gregg Popovich) as the team's head scout. In the summer of 1997 he was elevated to Spurs director of scouting and was eventually promoted to vice president/assistant general manager in the summer of 1999. In 2002 was named the Spurs general manager.

R.C.'s collegiate experience included playing basketball at Texas A&M University and Oklahoma State before receiving his degree from Friends University. He is involved in the NBA Basketball Without Borders Africa Camp and in 2015, he became an advisory board member for Fuqua/Coach K Center on Leadership & Ethics (COLE) at Duke University. He currently serves on the Board of Directors of PeacePlayers International.

His wife, Beth, is a former player on the LPGA Tour and are both active with the Juvenile Diabetes Research Foundation. They have a son, Chase, and a daughter, C.C. In 2004, they welcomed Alexis Wangmene from Cameroon and in 2007 welcomed Samer Jasser, from Israel, to their family. Wangmene met the Bufords during the Basketball Without Borders program in Johannesburg and Jassar was introduced to the Bufords through PeacePlayers International.

GREGG POPOVICH

HEAD COACH / PRESIDENT OF SPURS BASKETBALL



Gregg Popovich is in his 26th season as the Spurs head coach. He currently stands as the longest tenured active coach in all four U.S. major sports leagues. Popovich has led the Silver and Black to five NBA Championships (1999, 2003, 2005, 2007 and 2014) and is just one of five coaches in history with five-or-more NBA Championships (along with Phil Jackson, Red Auerbach, John Kundla and Pat Riley). On April 13, 2019, Popovich became the NBA's all-time leader in combined wins (regular season and playoffs) with his 1,413th career win. He ranks first all-time among NBA coaches for the most consecutive winning regular seasons with 23.

Popovich finished the 2020-21 season with an all-time regular season record of 1,310-653. His career winning percentage of .667 ranks fifth in NBA history (behind Jackson (.704) Billy Cunningham (.698) Steve Kerr (.687) and K.C. Jones (.674), min. 500 games). Popovich ranks third in NBA history in career regular season victories. On Feb. 4, 2017, he collected his 1,128th win as Spurs head coach to surpass Jerry Sloan for most wins with a single franchise in NBA history. His 170 playoff wins rank third in NBA history (behind Jackson and Riley).

Popovich was named NBA Coach of the Year in 2003, 2012 and 2014. He's led San Antonio to the NBA's best regular season record five times (1998-99, 2000-01, 2002-03, 2011-12 and 2013-14). He's also been named Western Conference All-Star coach four times and NBA Coach of the Month 17 times, the most in league history.

Internationally, Popovich served as head coach of the USA Basketball Senior Men's National Team from 2017-20 guiding Team USA to a gold medal at the 2020 Olympics. He has also served assistant coach for five USA Basketball national teams winning a one gold medal and one bronze medal.

Born in East Chicago, Ind., Popovich graduated from the United States Air Force Academy with a degree in Soviet studies in 1970. While there he played basketball for four seasons. As a senior he was named the team's captain and was their leading scorer averaging 14.3 points. In 2007, he was honored by the Air Force Academy with its Distinguished Graduate Award.

Following his graduation in 1970 Popovich served his five-year military commitment in the U.S. Air Force. During that time he toured Eastern Europe and the Soviet Union as a member of the U.S. Armed Forces Team. In 1972, he was selected captain of the Armed Forces Team, which won the Amateur Athletic Union (AAU) championship. He was among 66 players invited by the U.S. Olympic Basketball Games Committee to try out for the 1972 U.S. Olympic Basketball Team.

Popovich returned in 1973 to the Air Force Academy and was head coach of the USAFA Prep School for three seasons (1973-76). He spent three seasons (1976-79) as an assistant at the U.S. Air Force Academy and he obtained a master's degree in physical education and sports sciences from the University of Denver.

In 1979 Popovich was named the head coach at Pomona-Pitzer in Claremont, Calif. where he would spend the next eight seasons. During the 1985–86 season he led the team to its first conference championship in 68 years and to a berth in the NCAA Division III Tournament. While at Pomona Popovich was an active member of the school's academic community, working as an associate professor, chairing the college's Student Life committee, serving on the Women's Commission and even – for one year – living in a dorm with his family.

In July of 1988 Popovich made the move to the NBA joining the Spurs as an assistant coach on Larry Brown's staff. He spent the next four seasons in San Antonio with a Spurs team that won a pair of Midwest Division titles. In the summer of 1992 he was named an assistant coach on Don Nelson's staff with Golden State.

After two seasons with Golden State, Popovich returned to the Spurs after being named general manager and Vice President of Basketball Operations on May 31, 1994. Midway through the 1996-97 season he took over as head coach.

Popovich is a very active member of the San Antonio community. In 1991 he teamed with Frank Martin to create the Spurs Youth Basketball League. Today the league plays at 75 locations in San Antonio and throughout South Texas. The league was honored with a Daily Point of Light Award by President George H.W. Bush in February of 1992. He is involved in several charities in the San Antonio area and beyond, including the San Antonio Food Bank, Haven for Hope, Roy Maas' Youth Alternatives, CHEST Foundation and the Innocence Project.

BECKY HAMMON
ASSISTANT COACH

Enters her eighth season as an assistant coach with the Spurs … promoted to the front of the bench in June 2018 … served as the head coach of the Spurs Las Vegas Summer League in 2015, 2016 and 2019 … guided the 2015 squad to the summer league championship … retired following the 2014 WNBA season after a 16-year playing career … played eight seasons for the San Antonio Stars (2007-14) and eight seasons for the New York Liberty (1999-2006) … was named to the WNBA's "The W25" in Sept. 2021 recognizing a collection of the 25 greatest and most influential players in WNBA history ... in 2020 was selected as one of the WNBA's Top20@20 … named one of the WNBA's Top 15 Players of all time in July of 2011 ... in WNBA history ranks second in free-throw percentage, fourth in three-point field goals made, sixth in assists, 14th in total points and in games played … ended her career as the Stars all-time leader in assists, points per game and three-point field goals made … voted to the All-WNBA First Team twice and to the All-WNBA Second Team on two occasions … a six-time WNBA All-Star … was the top vote-getter for the Stars All-Decade Team in 2012 … in 2008, led the Stars to their only WNBA Finals appearance in franchise history … played collegiately at Colorado State (1995-99) where she was a three-time All-American and the 1999 Naismith Award winner … inducted into the Colorado Sports Hall of Fame in 2015 and the San Antonio Sports Hall of Fame in 2018 ... she and her wife, Brenda, have two sons, Cayden and Samuel.

MITCH JOHNSON
ASSISTANT COACH

EIn his third season on the Spurs bench ... recently served as San Antonio's 2021 Summer League head coach in both Utah and Las Vegas ... prior to joining Gregg Popovich's staff, spent three seasons as an assistant coach for the Austin Spurs, San Antonio's G League affiliate, where he helped guide the team to the 2018 G League Championship ... before joining Austin, spent one season as an assistant at the University of Portland in 2016 ... prior to his stint with Portland coached in the Nike Elite Youth Basketball League and served as a basketball coaching intern at Seattle University in 2011 ... played collegiately at Stanford University and spent three seasons playing in the G League and overseas in Europe.

MATT NEILSEN
ASSISTANT COACH

Entering his first season as an assistant coach for San Antonio ... spent last season as head coach of the Austin Spurs, San Antonio's official NBA G League affiliate ... led Austin to a 10-5 record and a spot in the 2021 G League Playoffs ... spent 2019-20 as an assistant coach in Austin and began his coaching career in San Antonio, serving as a player development assistant during the 2014-15 season ... assistant coach with the Spurs summer league team from 2014-19 ... also spent four seasons (2015-19) as an assistant coach with the Perth Wildcats, where he helped guide the team to three NBL championships ... made his professional playing debut as a 17-year-old, suiting up for the Sydney Kings in 1995 ... after nine seasons in the NBL, where he won two championships and was named MVP in 2004, moved to Europe and played nine seasons in Lithuania, Greece and Spain ... a native of Australia, played for the Australian National Team from 1997-2012 ... represented the Boomers at the 2004, 2008 and 2012 Olympics and helped lead Australia to the gold medal at the 1997 FIBA Under-21 World Championship ... most recently served as an assistant coach for the Boomers at the 2020 Olympics in Tokyo where Australia captured bronze, earning the country's first-ever medal in men's basketball.

CHIP ENGELLAND

ASSISTANT COACH

In his 17th season as a Spurs assistant coach … a sought after speaker, clinician and advisor on shooting technique for numerous NBA players including Steve Kerr, Grant Hill and Shane Battier … served on the coaching staff for Team USA at the 2019 FIBA World Cup … began his coaching career as a shooting consultant with the Pistons during the 1999–2000 season … was director of player development for the Nuggets for two seasons before joining the Spurs … served as a ball boy for John Wooden's 1975 NCAA Championship UCLA team … in 1979 led Los Angeles in scoring while at Pacific Palisades High School … lettered four seasons at Duke University … team captain for Mike Krzyzewski's 1982-83 Blue Devil squad … spent nine years playing professionally in the Philippines, Canada and the CBA … in 1995 founded In-Net Corporation to establish his "Chip Shots" basketball camps to help players of all ages improve their shooting … an avid old-school wrestling fan … he and wife, Jessica, have two sons, Press and Path.

DARIUS SONGAILA

ASSISTANT COACH

Songaila enters his fourth season with the Silver and Black, his second as an assistant coach ... spent the 2019-20 season on the Spurs coaching staff as a player development assistant ... in his first year with the team he served as a quality assurance assistant in the video department ... a native of Lithuania ... spent three seasons as an assistant coach with Žalgiris Kaunas in the LKL and EuroLeague before joining the Spurs ... played eight seasons in the NBA, averaging 6.9 points and 3.4 rebounds in 495 career games ... also played professionally in Lithuania, Russia, Spain, Turkey, and Ukraine ... made the move to the United States while in high school and played collegiately at Wake Forest University.

BRIAN WRIGHT

GENERAL MANAGER

Entering his sixth season with the Silver and Black … was named the Spurs general manager in July 2019 after serving the past three seasons as the team's assistant general manager … before making the move to San Antonio spent two seasons as the Detroit Pistons assistant general manager … prior to joining the Pistons spent eight seasons with the Orlando Magic, ascending to the role of director of college scouting in his final season … began his career with the Magic as a summer intern in 2006 and was hired as the scouting coordinator prior to the 2006-07 season … served as scouting manager and spent the 2012-13 season as the team scouting/player development manager … attended graduate school at the University of Central Florida, earning an MBA and master's in sports business management from the DeVos Sports Business Management Program … prior to his time at UCF, played basketball at La Sierra University in Riverside, Calif. … was honored in 2003 and 2004 by the Riverside Sports Hall of Fame for outstanding achievement in those seasons … is a co-author of two books in conjunction with the DeVos Sports Business Management Program … the first being 100 Heroes People in Sports Who Make This a Better World and the second being an update to the first titled 150 Heroes … a native of Silver Spring, Md., Wright and his wife, Cara, have two children.

BRENT BARRY

VICE PRESIDENT OF BASKETBALL OPERATIONS

Is in his fourth season in the Spurs front office … played four seasons for the Silver and Black from 2004-08, where he helped the Spurs to two titles in 2005 and 2007 ... after a 14-year NBA career, he joined the Turner Sports network as an analyst in 2010 ... covered the NBA for the league's network on NBA TV and eventually moved to providing color analysis for TNT during the regular season and playoffs ... was also tapped as a host for the Players Only telecasts during the regular season, and hosted All-Star Saturday at the 2018 NBA All-Star weekend ... also played for the Los Angeles Clippers, Miami Heat, Chicago Bulls, Seattle SuperSonics and Houston Rockets, where he finished his playing career in 2009 ... ranks 39th all-time in three-pointers made (1,395) and 28th all-time in three-point percentage (.405) ... holds career averages of 9.2 points, 3.2 assists and 3.0 rebounds in 912 NBA contests ... won the 1996 Slam Dunk Contest held at the Alamodome … graduated from Oregon State University with a degree in sociology.

ADAM GLESSNER

SENIOR DIRECTOR OF BASKETBALL INTELLIGENCE

Entering his fourth season with the Silver and Black … prior to joining the Spurs spent four seasons with the Detroit Pistons ... spent his final two years in Detroit as the team's director of player personnel after being promoted from pro scout in 2016 ... worked with the Charlotte Hornets as a coaching associate for one season after six years with the Orlando Magic ... joined the Magic as an assistant video coordinator in 2007 and was later elevated to video coordinator and analyst … a native of Harrisburg, PA, served as an assistant video coordinator on Billy Donovan's staff at the University of Florida when the Gators won back-to-back NCAA Men's Championships in 2006 and 2007 … a graduate of the University of Massachusetts and earned a master's degree in sports management at the University of Florida.

PHIL CULLEN
DIRECTOR OF BASKETBALL OPERATIONS AND INNOVATION

Is Entering his sixth season in the Spurs front office, his first as director of basketball operations and innovation … spent the past three years as the team's director of basketball strategy … prior to making the move to San Antonio spent four seasons at the University of Utah where he served as the team's director of basketball operations during the 2015-16 season … spent the previous three seasons as the Utes director of player development and camps, following a three-year stint as an assistant coach at Grand Canyon University … played for Utah from 1998-2002 and helped the Utes to a 90-35 record during that span … also played baseball for the Utes … the right-handed pitcher was drafted by the Seattle Mariners in 2000, appearing in a total of 46 games for two Seattle minor-league affiliates in three seasons … received his bachelor's degree in civil and environmental engineering from Utah in 2006 and earned his master's in leadership from GCU in 2012 … he and his wife, Tara, have three children.

DAVE TELEP
DIRECTOR OF PLAYER PERSONNEL

Is in his ninth season with the Silver & Black, his first as director of player personnel … served as the team's director of scouting for the past three seasons after spending the previous three seasons as the team's scouting coordinator … prior to joining the Spurs served as ESPN.com's senior national recruiting analyst … has also spent time as a sideline reporter for ESPNU and a studio analyst for Recruiting Nation … served on the USA Developmental National Committee for the USA National Team in 2013 … launched Dave Telep Scouting Services in 2001, which has been utilized by 230 Division I college programs around the country he and wife, Paige, have two sons: Michael (14) and Jason (11).

GEORGE FELTON
DIRECTOR OF COLLEGE PLAYER PERSONNEL

Joined the Spurs in the summer of 2006 … was the head coach at South Carolina for five seasons (from 1986–91) … during the 1988–89 campaign led the Gamecocks to a 19-11 record as South Carolina earned its first trip to the NCAA Tournament in 15 years … started his coaching career in 1976 as a graduate assistant while earning his master's degree at Appalachian State … has worked as an assistant at North Carolina A&T, East Carolina, Georgia Tech, St. John's, Oregon State and Kentucky (served as associate head coach for Bobby Cremins at Georgia Tech and for Tubby Smith at Kentucky) … was on the sidelines when the Wildcats won the 1998 NCAA Championship in the Alamodome … prior to joining the Spurs spent six seasons as a scout for the Indiana Pacers … was inducted into his high school's (All Hallows – Bronx, New York) Hall of Fame on October 28, 2011 and was presented the Tom Burke "Never Forget Where You Came From" Award from All Hallows in October 2019 ... was awarded his Solemn Investiture as a Knight of the " Equestrian Order of the Holy Speulchre of Jerusalem, Sotheatern Lieutenancy of the United States" on Oct. 20, 2019 ... he and wife, Brenda Craven, live in South Carolina and have three sons.

NICK REPOLE
DIRECTOR OF RESEARCH AND DEVELOPMENT

Entering his sixth season with the Spurs … promoted to director of research and development in September 2019 after serving the past three seasons as director of basketball information systems … prior to joining the Silver and Black spent two seasons with the Charlotte Hornets, where he served as a basketball operations systems developer and quantitative analyst … before making the move to Charlotte he was an associate product development specialist for Eagle Investment Systems … received his B.S.E. in computer science from the University of Michigan in 2012… originally from Arlington, Mass.

NIRAJ MULJI
DIRECTOR OF BASKETBALL STRATEGY

Enters his seventh season with the Spurs … was promoted to director of basketball strategy in September 2019 after serving the past three seasons as basketball operations manager … originally joined the Silver and Black in 2014 as a basketball operations quality assurance assistant … a graduate of Southern Methodist University, he was the head student manager with the Mustang's basketball team from 2012-14.

TYLER SELF
AUSTIN SPURS GENERAL MANAGER

Joined the Spurs in 2017 ... promoted to general manager after serving as Austin's assistant general manager in 2020 ... prior to that spent two seasons as a quality assurance assistant in San Antonio's basketball operations department ... came to the Spurs after graduating from the University of Kansas, where he earned his degree in sport management and played on the Jayhawks basketball team (2012-17) ... advanced to two NCAA Elite Eights (2016, 2017), won four Big 12 regular-season championships and two Big 12 Conference Tournaments (2013, 2016).

XAVI SCHELLING

DIRECTOR OF PLAYER PERFORMANCE AND WELLNESS

Enters his eighth season with the Spurs … prior to joining the Silver and Black served as the director of athletic performance from 2006-14 for Bàsquet Manresa, a Spanish team in the 1st Division of the ACB Spanish League that Spurs great George Gervin once played for … worked as the strength and conditioning coach for the Spanish National Basketball Team at the 2014 U20 European championship … is currently working on his second Ph.D in computer science and performance analysis at Victoria University ... earned his Ph.D. in physical education and sports sciences from the University of Lleida in 2013 … received a master's degree in sports sciences in 2006 from the University of Barcelona, as well as a master's degree in advanced research studies in 2008 from the University of Lleida … also received a master's in integrative physiology in 2014 … earned his bachelor's degree in sports sciences from the University of Lleida in 2004.

MARILYN ADAMS

DIRECTOR OF PLAYER REHABILITATION

Enters her eighth season as the Spurs director of rehabilitation … prior to joining the Silver and Black she was based in Vancouver/Whistler, Canada and worked as a lead physiotherapist with the Canadian Freestyle Ski Association, Canada Snowboard and Triathlon Canada at the World Cup, World Championship and Olympic level… Attended her first Olympic Games in Torino 2006 Olympic Winter Games as a member of the Canadian Olympic Committee and continued onto the Vancouver 2010, London 2012 and Sochi 2014 Olympic games… got her start covering amateur sports of all kinds and has worked privately with a countless number of various elite athletes in a wide range of sports. Earned a Bachelor's degree in Physical Therapy from the University of Alberta in 1991… became a Fellow of the Canadian Academy of Manual Therapy… earned her transitional Doctorate of Physical Therapy in 2016 and in 2017 completed a Masters of Clinical Science in Manipulative Therapy from the University of Western Ontario in 2017 … her mission is to help others achieve their highest performance in life.

WILL SEVENING
HEAD ATHLETIC TRAINER

In his 24th season as the Spurs head athletic trainer … prior to joining the Silver and Black served as the assistant athletic trainer/strength coach with the Indiana Pacers from 1994–98 … started off as an intern with Pacers in 1992 … worked the 2019 FIBA World Cup in China with the USA Men's National Team and will be one of three athletic trainers' working with Team USA for the 2020 Olympics in Tokyo … served as one of two athletic trainers for Team USA at the 2003 FIBA Olympic Qualifying Tournament … was the head athletic trainer for the Western Conference All-Star Team in 2016 and was on the training staff for the 2005 NBA All-Star Game ... provided athletic care for Basketball Without Borders in South Africa in 2018 and in Rio in 2011 ... a certified member of the National Athletic Trainers Association … has served as the NBATA Foundation president since 2004 … received his bachelor's degree in biology from the University of Wisconsin-LaCrosse in 1990 … obtained a master's in sports medicine from the United States Sports Academy in 1992 ... he and wife Terri have four children, Allison, Benjamin, Emma and Liam … enjoys traveling to baseball games and has seen games in approximately 60 minor and major league ballparks.



ANTHONY FALSONE
ATHLETIC PERFORMANCE COORDINATOR

Is in his ninth season with the Spurs … prior to joining the Silver and Black, served as the personal strength and conditioning coach for Houston Rockets center Yao Ming from 2005-11 and was the head strength & conditioning specialist for the Memorial Hermann Ironman Sports Medicine Institute from 2011-13 … began his career under the tutelage of renowned strength and conditioning guru Tim Hallmark (long-time personal strength and conditioning coach to Evander Holyfield) ... served two years as the personal strength coach for NBA legend Hakeem Olajuwon before spending 10 years as head strength and conditioning coach for the Houston Rockets … during his tenure with the Rockets, spent three seasons (1998-2000) as head strength and conditioning coach for the Houston Comets of the WNBA, earning three championships … in 2004, worked with the Chinese Men's Olympic basketball team in preparation for the summer Olympiad in Athens, Greece … again directed training for the Chinese Men's National Team in 2006 in preparation for the FIBA World Championships … holds a bachelor's degree in kinesiology from Stephen F. Austin State University and earned a master's degree in fitness & human performance from the University of Houston-Clear Lake, studying under Dr. Eugene Coleman, EdD, (director of the Human Performance Institute and former strength and conditioning coach of the Houston Astros) … holds the following certifications: Certified Strength & Conditioning Specialist (CSCS) (National Strength & Conditioning Association), USAW-Level 1 & USAW-L1SP (USA Weightlifting), Performance Enhancement Specialist (PES) (National Academy of Sports Medicine – NASM), Corrective Exercise Specialist (CES) – (National Academy of Sports Medicine – NASM), Precision Nutrition Level 1 Certified (PN1), Level 1-FST, CFSC – L1 & CFSC Level 2 (Mike Boyle Strength & Conditioning) and DBC-L1.

DAVID R. SCHMIDT, M.D.

SENIOR TEAM PHYSICIAN

Enters his 29th season with the Spurs … named the 2004 NBA Team Physician of the Year by the National Basketball Trainers Association … awarded the 2007 Dr. Ernst Jokl Sports Medicine Award by the United States Sports Academy ... serves as the team physician for the Spurs as well as the University of Texas at San Antonio and Trinity University athletics … on the medical staff for the Rampage, San Antonio Missions and several local high schools … has a busy private practice where he concentrates on injuries of the knee … specializes in ACL reconstruction, meniscus surgery, and cartilage restoration … is a Fellow of the American Academy of Orthopaedic Surgeons, Board Certified by the American Board of Orthopaedic Surgery and holds a Certificate of Added Qualification in Sports Medicine … served as the immediate past president of the NBA Physicians Association … a founding Board Member and past Chairman of the San Antonio Sports Foundation and Valero Alamo Bowl … served as the medical director for the 1989 AAU Junior Olympics and the 1995 U.S. Senior Sports Classic … the medical coordinator for the 1993 U.S. Olympic Festival … served on the medical staffs of the 1995 World University Games and the 1996 Olympic Games … an adjunct professor in the department of orthopedics at the UT Health Science Center, where he was named the 2002 Distinguished Alumnus … inducted into the San Antonio Sports Hall of Fame in 2019 … serves on the Board for the Texas Sports Hall of Fame … proud parent of daughter, Casey … his son, Benjamin, a Marine Lance Corporal (LCpl) scout/sniper, was killed in the line of duty while serving in Afghanistan at the age of 24 on October 6, 2011.

DR. PAUL SAENZ, D.O.

SPURS TEAM PHYSICIAN

Now in his 24th season with the Spurs ... in 1988 became the city's first fellowship trained Primary Care Sports Medicine specialist ... founded Sports Medicine Associates of San Antonio in 1992 ... also serves as the team physician for St. Mary's University and is company physician for Ballet San Antonio ... has served as a National Team physician for USA Track and Field, and in 2012 was appointed as the National Team physician for the Olympic gold medal winning Men's USA Basketball team ... was a member of the medical staff for the 1996 Olympic Games, served as the Chief Medical Officer for the sport of boxing at the 1998 Goodwill Games and was the team physician for USA Modern Pentathlon at the 2004 Olympics ... was recently selected as one of four physicians nationally to represent the American Osteopathic Association's 2018 Campaign for Health Education and Awareness … holds clinical faculty appointments at The University of Texas Health Science Center at San Antonio Medical School, The University of North Texas Health Science Center and The University of the Incarnate Word School of Osteopathic Medicine ... was inducted into the Hispanic Sports Foundation Hall of Honor in 2015 ... selected as a St. Mary's University and Central Catholic High School Distinguished Alumnus ... selected as one of the state's "Top Docs" by Texas Monthly magazine and one of our own community's "Best Doctors" by San Antonio Magazine ... was most recently honored by his medical school alma mater The Texas College of Osteopathic Medicine as the recipient of the Mary E. Luibel "Distinguished Service Award" in recognition of his reward of accomplishment and dedication to the osteopathic profession.

DR. RICHARD STEFFEN

SPURS TEAM PHYSICIAN

Entering his 11th season with the Spurs … also served as head team physician for the Stars and Rampage and became a team doctor for the UTSA Roadrunners in 2011 ... he is Board Certified in Orthopaedic Surgery, is a member of the American Academy of Orthopaedic Surgeons and has completed his fellowship in Sports Medicine ... received his medical training from The University of Miami School of Medicine in Miami, FL and performed his residency at Wilford Hall Medical Center at Lackland Air Force Base, TX.

DR. ELIOT YOUNG

SPURS TEAM PHYSICIAN

Is in his second seasoon a team physician for the Spurs ... also serves as the head team physcian for San Antonio FC ... he is is a Primary Care Sports Medicine physician and director of the Primary Care Sports Medicine Fellowship (through TIGMER, Texas Institute for Graduate Medical Education and Research) ... proudly served his country in the US Army, receiving his training at one of the most technologically advanced hospitals in the world ... completed his Fellowship training in both Academic and Sports Medicine ... also holds a teaching appointment with the UT Health San Antonio Medical School ... also serves as team physician for the University of the Incarnate Word, as well as serving on the team physician staff for Trinity and UTSA ... has served and traveled internationally as a team physician for USA Basketball, and has been recently added to the physician pool for US Ski and Snowboard teams ... serves as Medical Director of the San Antonio Rock and Roll Marathon.

SWBC
SPURS
11

SPURS TELEVISION

BILL LAND
PLAY-BY-PLAY

In his 19th season as the play-by-play voice for Spurs TV ... joined Bally Sports Southwest in 1988 (when the network was known as Home Sports Entertainment, then FOX Sports Southwest) where he spent 28 years calling the action for 16 different sports ... has handled the play-by-play call for numerous Big 12 events, including football, baseball, softball, soccer, women's basketball and swimming and diving ... a life-long Cubs fan ... received his degree in mass communication in 1973 from Southern Illinois-Edwardsville ... his wife Gayle officiates college tennis ... the couple have two sons, Taylor and Cooper ... Taylor is an assistant basketball coach at Incarnate Word University in Austin and Cooper is the head basketball coach for St. Michael's Catholic Academy in Austin ... prior to coaching, both of his sons played professional basketball in Australia.

SEAN ELLIOTT
ANALYST

Now in his 21st season in television after retiring following the 2000–01 campaign … for the 18th consecutive year will serve as the primary analyst for Spurs television … spent 11 of his 12 playing seasons with the Spurs … will always be remembered for the Memorial Day Miracle … the Spurs trailed the Trail Blazers 85-83 with 12 seconds left when he caught an inbounds pass and literally tip-toed the out of bounds line while sinking a 24-foot three-pointer … the victory propelled the Spurs to their first NBA Championship … one month after the 1999 NBA Championship, announced that he would need a kidney transplant … on July 21, 1999, received a kidney from his older brother, Noel … eight months later – on March 14, 2000 – became the first NBA player to return to action after a major organ transplant … in 11 seasons with the Spurs appeared in 669 regular season games, averaging 14.4 points, 4.4 rebounds and 2.5 assists … a two-time NBA All-Star (1993 and 1996) … his No. 32 was retired on March 6, 2005 ... he and his wife, Claudia, were married in October of 2001.

DAN WEISS
STUDIO CO-HOST

Is in his 12th year with SS&E, his fourth as studio co-host of the Spurs Live pregame and postgame shows ... prior to joining the Spurs broadcasting team brought San Antonio Rampage and San Antonio FC games to life on Ticket 760 AM and Bally Sports Southwest ... has also joined the broadcast teams for the Austin Spurs and the San Antonio Stars ... during the 2013-14 season, the 'Voice of the Rampage' received the James H. Ellery Award in recognition of outstanding coverage of the American Hockey League (AHL) ... that spring he hosted E-Spurs, a 30-minute pregame webcast during the 2014 Spurs Playoff run ... in January 2018 he joined the NHL Network as a rink-side reporter during the 2018 AHL All-Star Classic ... was also honored by the ECHL as the 2005-06 Broadcaster of the Year ... has served as the voice of the Phoenix Mercury (WNBA), Phoenix Roadrunners (ECHL), Atlantic City Boardwalk Bullies (ECHL) and Corpus Christi Ice Rays (CHL), and covered the Phoenix Suns and Arizona Cardinals ... he and his wife, Lauren, have two children – Emily and Ethan.

MATT BONNER
STUDIO ANALYST



In his fourth season as a member of the Spurs broadcast team … after playing 10 seasons with the Spurs, made his TV debut as a studio analyst in January 2017 … teams up with Dan Weiss in the studio for all Spurs produced home broadcasts and select road contests … in addition to his pre and post-game show duties, the two-time NBA Champion has a presence on Spurs digital properties and contributes his expertise to select Austin Spurs (NBA G League) TV broadcasts.

2021-22 Television Broadcast Partners
KENS (CBS): Will broadcast a total of 10 regular season games.
Bally Sports Southwest (BSSW): Will broadcast a total of 60 regular season games
CW35: Will broadcast a total of 12 regular season games

SPURS RADIO

BILL SCHOENING

WOAI, 1200 AM

Is in his 21st season as the radio play by play voice of the Spurs … came to the Spurs in 2001 after a 12-year stint with the Texas Longhorn Sports Network … has called Major League Baseball and National Football League action as well as the NBA … dabbles as a singer/songwriter and has released three original CD's… he and his wife Gerry have two sons, Eric and Karl.

For the 43rd time in the Spurs 49-year history, WOAI Radio (1200 AM) will broadcast every Spurs game … Spurs broadcasts on WOAI Radio are heard in 38 states and Mexico thanks to the station's 50,000-watt clear channel signal … WOAI serves as the flagship station of the Spurs Basketball Network, which includes the following stations: KVET (Austin), KEYS (Corpus Christi), KJTV (Lubbock) and KBYG (Big Spring).

PAUL CASTRO

KCOR, 1350 AM

Now in his 27th season as the Spanish voice of the Spurs … joined the organization in October of 1994 after spending four seasons as Portland Trail Blazers Spanish broadcaster … has called seven NBA Finals series, all six of the Spurs Finals appearances and the 1992 Finals featuring the Trail Blazers vs. Chicago Bulls … a 1990 graduate of Oregon State University … was born in San Miguel De Allende, Mexico and raised in both Mexico and Oregon ... has two sons, Sebastian and Adán.

This is the sixth season that KXTN (1350 AM and 107.5 FM HD2) will carry the Spurs Spanish radio broadcasts … KXTN will broadcast all of the Spurs games during the 2021-22 campaign.

mascot

2!

The Coyote

Species: Entertainus Carnivorous
Number: 2!
Height: About as tall as David Robinson
Weight: Prefers Not To
Species: Entertainus Carnivorous
Vaccinations: Current

Bio:

Voted 2014 NBA Mascot of the Year ... Won NBA Video Skit of the Year in 2007, 2010, 2014, and 2015... Inducted into the Mascot Hall of Fame in 2007 ... Named Mascot of the Year by GameOps.com in 2006 ... Named the NBA's MVV (Most Valuable Varmint) for the 23rd time in his career in 2015-16... Always golfs with an extra sock in his pocket in case he gets a hole in one... Admits living in Bexar County scares him.

Memorable Moments:

On April 13th, 1983, the Spurs defeated the Los Angeles Lakers twice following their regularly scheduled game and a redo of their prior match-up's final moments. This marked both The Coyote's first-ever appearance and the night he became the only NBA mascot to ever work a double-header ... Saturday, March 30, 1991 Coyote marries Mrs. Coyote ... In 2005, The Coyote became the first mascot to be ejected from a game... Texas Governor Rick Perry later pardoned him ... During the 2012 NBA All-Star Weekend in Orlando, The Coyote broke the Guinness World Record for most under-the-leg dunks in a minute for a group of five ... He might've left his heart in San Francisco, but he lost his eyes at a Spurs game in April 2014.

Make Your Next Event Spur-Ific!

Don't like going to the dentist? Dinner with the in-laws? Hosting a poetry reading? The Coyote can make any event a slam-dunk! In addition to his game night duties, The Coyote is available for community events, school shows, birthday parties, and other outings.

Emergency Contact:

H-E-BUDDY
Director of Bagging
Operations, HEB
210-822-0156

@SpursCoyote #PantsOptional

Fur appearances visit: ***spurs.com/coyote***

The Austin Spurs finished the 2020-21 NBA G League regular season with a 10-5 record, ranking second in the Western Conference and fifth overall in the G League … Austin is led by first-year head coach Petar Božić, making him the eighth head coach in franchise history … Božić spent the past four seasons as an assistant coach for the Spurs … in addition, David Pilipovich, Nick Saenz and Jesse Childs have been named assistant coaches on his staff, joining Kenny Trevino who enters his second season as an assistant … Austin finished 2020-21 ranked first in field goal percentage (53.4%), third in three-point percentage (.375), steals (10.0) and assists (26.0), and fifth in points (103.0) … Spurs assignee and second-round draft pick Tre Jones contributed to Austin's success during the season … in seven games, Jones averaged 18.1 points, 9.7 assists, 5.3 rebounds and 1.5 steals … Austin joined the then D-League on May 4, 2005, when the Columbus River Dragons moved from Georgia to Texas ... Spurs Sports & Entertainment purchased the team on June 28, 2007 ... the Spurs won its first championship in 2011-12, defeating the then Los Angeles D-Fenders in a best-of-three series … the team won its second championship in 2017-18, defeating the Raptors 905 in a best-of-three series … former Austin Spurs head coaches include the late Dennis Johnson (2005-07), who was inducted into the Basketball Hall of Fame in 2010, Quin Snyder (2007-10), who is now the head coach of the Utah Jazz, and Taylor Jenkins (2012-13), who is now the head coach of the Memphis Grizzlies ... the NBA G League is the NBA's official minor league, preparing players, coaches, officials, trainers, and front-office staff for the NBA while acting as the league's research and development laboratory ... there are 28 teams with direct affiliations with NBA franchises, plus the addition of the 29th team, Capitanes de la Ciudad de México, a team based in Mexico City that became the first team from outside the U.S. and Canada in 2020-21 … NBA G League Ignite, the league's professional pathway team, which will play against existing G League teams but won't count against the standings, is a one-year program focused on NBA Draft readiness and professional life skills and is unaffiliated with any existing G League franchise or NBA team … the G League's new format will feature both a 36-game regular season and an expanded Showcase Cup, a 14-game tournament which begins on Friday, Nov. 5 and then concludes at the annual NBA G League Winter Showcase from Dec. 19-22 … G League Ignite and Capitanes de la Ciudad de México will compete in the Showcase Cup but will not take part in the 36-game regular season … the league offers elite professional basketball at an affordable price in a fun, family-friendly atmosphere ... at the start of the 2020-21 season, a record 45 percent of players on opening-night NBA rosters boasted NBA G League experience ... in fostering the league's connection to the community, its teams, players and staff promote health and wellness, support local needs and interests, and assist in educational development through NBA Cares programs … for more information on the Austin Spurs, contact the team's office at (512) 236-8333.

PETAR BOŽIĆ
HEAD COACH

Petar Božić was named head coach of the Austin Spurs Sept. 17, 2021, making him the eighth head coach in franchise history … the past four seasons, Božić served as an assistant coach with the Spurs … before coming to Austin, he served as head coach of Partizan in his home country of Serbia from 2015-16 and assistant coach from 2013-15 … he helped lead Austin to an NBA G League championship in 2018 and Partizan to a Serbian League championship in 2014 … playing overseas from 1997-2013, Božić spent the majority of his career with Partizan where he became an eight-time Serbian League champion (2005-2012), five-time Serbian Cup winner (2008-12) and five-time Adriatic League champion (2007-11) … he held the record for the most appearances in club history with 471 games played until it was surpassed in January 2020.

DAVID PILIPOVICH
ASSISTANT COACH

David Pilipovich joins Austin with more than 30 years of coaching experience after spending last season as special assistant to the head coach at the University of New Mexico … he previously was head coach at Air Force from 2012-20 and an assistant coach from 2007-12 … finished his career with the Falcons as one of two coaches in history to post multiple conference home winning records in a season, accomplishing it in 2012-13 and again in 2018-19 … Pilipovich served as an assistant coach with Michigan in the 2006-07 season, Eastern Michigan from 2000-05, Robert Morris from 1996-2000, Georgia State from 1994-96 and Florida Atlantic from 1988-91, in addition to roles as administrative assistant to the head coach at Michigan in the 2005-06 season and associate head coach at Florida Atlantic from 1991-94 … he played collegiately at Thiel from 1982-1986.

NICK SAENZ
ASSISTANT COACH

Nick Saenz comes to Austin after most recently serving as an assistant coach for the Greensboro Swarm, NBA G League affiliate of the Charlotte Hornets, from 2019-2021 … before joining the Charlotte Hornets in 2018 as a video coordinator, he was an NBA G League scout from 2017-18 and worked in player development for the Dallas Mavericks from 2015-17 … from 2012-15, he was the men's varsity assistant coach and junior varsity head coach at Central Catholic High School in San Antonio … beginning his career with the Spurs organization, he held the role of scouting, player development and video coordinator for the Austin Spurs from 2010-12.

JESSE CHILDS
ASSISTANT COACH

Jesse Childs enters his first season in Austin following more than six years as a basketball development coach for Trained2GoDevelopment in Phoenix … he also worked as a marketing director and trainer at The Phhacility in Phoenix from 2018-2019 … he spent three years as head coach and trainer for Team Harden AAU from 2015-18 and one as sports director at Escalante Community Center from 2009-10.

KENNY TREVINO
ASSISTANT COACH

Kenny Trevino enters his second season as a coaching assistant with Austin … he first joined the Spurs organization as a ball boy for San Antonio in 2012 and became an assistant equipment manager for the team in the 2016-17 season … he worked in San Antonio's video room from 2016-19 … the Laredo, Texas, native graduated from the University of Texas at San Antonio in 2016.

YEAR	TEAM	HEAD COACH	RECORD	POSIION
2001-02	Columbus Riverdragons	Jeff Malone	31-25	3rd place
2002-03	Columbus Riverdragons	Jeff Malone	23-27	6th place
2003-04	Columbus Riverdragons	Jeff Malone	18-28	6th place
2004-05	Columbus Riverdragons	Jeff Malone	30-18	1st, D-League Finals
2005-06	Austin Toros	Dennis Johnson	24-24	6th place
2006-07	Austin Toros	Dennis Johnson	21-19	5th place
2007-08	Austin Toros	Quin Snyder	30-20	1st, D-League Finals
2008-09	Austin Toros	Quin Snyder	32-18	2nd place
2009-10	Austin Toros	Quin Snyder	32-18	2nd place
2010-11	Austin Toros	Brad Jones	32-18	8th place
2011-12	Austin Toros	Brad Jones	22-28	2nd place, D-League Finals
2012-13	Austin Toros	Eugene Burroughs	33-17	2nd place
2013-14	Austin Toros	Ken McDonald	27-23	6th place
2014-15	Austin Spurs	Ken McDonald	32-18	1st place
2015-16	Austin Spurs	Ken McDonald	30-20	1st place
2016-17	Austin Spurs	Ken McDonald	25-25	4th place
2017-18	Austin Spurs	Blake Ahearn	32-18	1st place, G League Champs
2018-19	Austin Spurs	Blake Ahearn	20-30	3rd place
2019-20	Austin Spurs	Blake Ahearn	24-18	3rd place
2020-21	Austin Spurs	Matt Nielsen	10-5	5th place

SPURS ASSIGNMENT HISTORY

2005-06: James White (twice)
2007-08: Ian Mahinmi (twice
Darius Washington (twice)
2008-09: Ian Mahinmi (twice)
Blake Ahearn
Anthony Tolliver
Malik Hairston (twice)
Marcus Williams
2009-10: Malik Hairston (twice)
Curtis Jerrells
Alonzo Gee
2010-11: James Anderson (twice)
Da'Sean Butler
Danny Green
2011-12: Gary Neal
Cory Joseph (three times)
Malcolm Thomas
T.J. Ford
2012-13: Cory Joseph (five times)
Nando De Colo (three times)
Kawhi Leonard
Aron Baynes (five times)
2013-14: Nando de Colo (six times)
Aron Baynes (twice)
Malcolm Thomas (four times)
Austin Daye
2014-15: Kyle Anderson (seven times)
2015-16: Jonathon Simmons (four times)
Ray McCallum (six times)
2016-17: Dejounte Murray (11 times)
Danny Green
Bryn Forbes (11 times)
Nicolas Laprovittola
2017-18: Tony Parker (twice)
Derrick White (17 times)
Davis Bertans (twice)
Brandon Paul (twice)
2018-19: Chimezie Metu (20 times)
Lonnie Walker IV (11 times)
Derrick White (once)
2019-20: Keldon Johnson (11 times)
Chimezie Metu (15 times)
Luka Samanic (8 times)
2020-21: Luka Samanic
Tre Jones

SPURS CALL UP HISTORY

YEAR	PLAYER	TEAM
05-06	Marcus Fizer	Seattle/New Orleans
05-06	Derrick Zimmerman	New Jersey
07-08	Marcus Williams	San Antonio/Los Angeles (Clippers)
07-08	Keith Langford	San Antonio
07-08	DerMarr Johnson	San Antonio
07-08	Andre Barrett	Los Angeles (Clippers)
08-09	Pops Mensah-Bonsu	San Antonio
08-09	DeMarcus Nelson	Chicago
08-09	Malik Hairston	San Antonio
08-09	Marcus Williams	San Antonio
09-10	Alonzo Gee	Washington/San Antonio
09-10	Curtis Jerrells	San Antonio
09-10	Dwayne Jones	Phoenix
10-11	Marcus Cousin	Utah/Houston
10-11	Kyle Weaver	Utah
11-12	Eric Dawson	San Antonio
11-12	Justin Dentmon	San Antonio/Toronto
11-12	Lester Hudson	Cleveland/Memphis
11-12	Carldell Johnson	New Orleans
11-12	Lance Thomas	New Orleans
13-14	Dexter Pittman	Atlanta
14-15	JaMychal Green	San Antonio/Memphis
14-15	Bryce Cotton	Utah
14-15	Jarell Eddie	Atlanta
15-16	Jonathon Simmons*	San Antonio
15-16	Bryce Cotton	Phoenix
15-16	Jarell Eddie	Washington
15-16	Orlando Johnson	Phoenix/New Orleans
16-17	Hollis Thompson	New Orleans
16-17	Patricio Garino	Orlando
18-19	Julian Washburn	Memphis
20-21	Khyri Thomas	Houston
20-21	Cam Reynolds	San Antonio/Houston

San Antonio FC is in its sixth season in the USL Championship since the club's inception in 2016 ...As the current 2021 season comes to a close, SAFC currently occupies a playoff spot in the last few weeks of the campaign… in 2020, SAFC compiled a 10-3-3 record to win its group and earn the club's second playoff berth in team history … 2020 marked the first under new head coach Alen Marcina who was hired prior to the start of the season ... in December of 2015 the City of San Antonio and Bexar County, in partnership with Spurs Sports & Entertainment, announced their purchase of Toyota Field from local businessman Gordon Hartman ... in January of 2016, SS&E announced their plans to field a USL Championship franchise in the 2016 seasor and were awarded the 31st franchise in the United Soccer League ... that san day, "USL San Antonio" named Darren Powell as the club's very first head coac that month, former USL President Tim Holt was named as a SS&E Vice Pre Managing Director of the SS&E owned soccer team ... on February 4, SS&E announced the club name would be San Antonio FC, and also revealed the logo and meaning behind it ... the club won its inaugural match 3-0 over Seattle Sounders FC 2 on April 3 and set a new Toyota Field attendance record on April 9 during San Antonio's home opener, drawing 8,466 fans ... following Powell's four seasons at the club, SAFC hired its second head coach in team history, naming Alen Marcina to the post in December of 2019 ... for more information on San Antonio FC, contact the communications department at 210-444-5189.

ALEN MARCINA
HEAD COACH

Alen Marcina is in his second season as the San Antonio FC head coach, and his fourth overall with the SAFC organization. In his first year as head coach, Marcina led SAFC to a 10-3-3 record and a first-place finish in Group D during the 2020 season, earning the second playoff berth in club history. Under his watch, SAFC started the season on an 11-game unbeaten streak, which was the second-longest in team history and most in the league in a pandemic shortened 2020. Marcina served as a first team assistant coach with San Antonio FC in 2019 after previously serving as an SAFC Pro Academy Coach last season before being named the second head coach in team history in December of 2019. While Marcina was with the first team as an assistant coach in 2019, the players scored a club-record 62 goals and compiled a 9-2-6 home record.

The Canada native previously spent over five years as a head coach in the North American Soccer League and USL League Two, most prominently with the San Antonio Scorpions in the NASL. The 41-year-old was with the Scorpions organization for each of the four seasons in its existence, starting as an assistant coach prior to being promoted to head coach during the 2013 NASL Season. In 2014, Marcina led the Scorpions to an NASL Championship after defeating the Fort Lauderdale Strikers in the Soccer Bowl at Toyota Field.

Following his time with the Scorpions, Marcina spent part of the 2016 season as the head coach of Rayo OKC (NASL), compiling a 6-5-5 record in 16 league matches. Marcina then spent the 2018 season with the Des Moines Menace (USL League 2), during which he led the club to a regular season title with an unbeaten 13-0-1 record. Overall, Marcina has compiled a 48-35-21 record as a head coach in all competitions.

In addition to his head coaching experience, Marcina spent the 2012 and part of the 2013 NASL seasons as an assistant coach with the Scorpions under Tim Hankinson, helping to lead the team to a first-place finish in the regular season in 2012 before bowing out of the playoffs in the semifinals. Marcina took over as interim head coach in 2013 before taking over full-time prior to the start of the 2014 season.

Prior to his time as a coach, Marcina enjoyed a successful playing career in which he featured for 13 clubs across seven countries in the span of seven years, scoring 73 goals in 185 professional appearances. Playing as a striker, Marcina began his career with the Ottawa Wizards (CPSL) in 2002 before making a move to Europe, where he played for Greek powerhouse PAOK Thessaloniki as well as clubs in Iceland, Germany, Denmark, and New Zealand before returning to play in the United States and Canada. Marcina officially retired from playing professionally in 2010.

He currently resides in San Antonio with his wife Melissa and two children.

AT&T CENTER

As the premier entertainment venue in South Texas, the AT&T Center opened in November of 2002. The AT&T Center was built by the initiatives of a public-private venture amongst Bexar County, the Coliseum Advisory Board, the San Antonio Livestock Show & Rodeo and Spurs Sports & Entertainment. The facility hosts anchor tenants: the NBA Spurs, the AHL Rampage and the San Antonio Stock Show & Rodeo. Additionally, the venue attracts a multitude of concerts, family shows and special events. In 19 years of operation, the AT&T Center has hosted over 2,000 events while entertaining in excess of 20 million guests. George Strait, the Rolling Stones, Bruno Mars, Justin Timberlake, Billy Joel & Elton John, Luciano Pavarotti, P!nk, Katy Perry, Bon Jovi, Garth Brooks and Harry Styles are just a few of the musical acts that have visited the AT&T Center. Other events include NCAA Basketball, Cirque de Soleil, WWE Hell in a Cell, Harlem Globetrotters and River City Rockfest.

In 2015 the AT&T Center underwent a $100+ million renovation to enhance the the fan experiences at all levels of the Bexar County-owned arena. Renovations to the AT&T Center included all new seating arena-wide, along with infrastructure and technology improvements. Technology enhancements to the AT&T Center were prevalent arena-wide with the installation of high definition televisions and LED signage throughout the arena. The addition of LED displays to the NE, SE and SW ticket towers give the exterior a striking new look and provide the ability to showcase game action, event highlights and promotional messaging. The centerpiece of the technology updates is the installation of a brand new center-hung video board that provides a state-of-the-art, high-definition display and has more than four times the viewable area of the previous board. A new audio system and improved Wi-Fi capabilities round out the technology enhancements that help elevate and create a more immersive fan experience. Infrastructure improvements included expanded and updated concourses, enhancements to the arena entrances and updates to all the suites. In addtion to the 2015 renovations, the AT&T Center is currently enhancing various parts of the arena, including an all-new season ticket headquarters, a wellness and sensory room and new dining options in the East Concourse on the Balcony level. Beginning in November 2018, guests at Spurs games, concerts, and special events will be treated to a unique experience that includes cuisine options from La Gloria and Burgerteca, a specialty bar, and seating options for patrons. A new wall-to-wall viewpoint overlooking the arena bowl and TVs throughout the space will ensure that fans won't miss a moment of the action.

The AT&T Center offers diverse events to the San Antonio community and all of South Texas thanks in part to its various seating capabilities, building configurations, curtaining system and technology upgrades. Configurations from an ice show, to basketball, to rodeo, to boxing, to theater can all be accomplished at the AT&T Center. The arena is proud to host community events throughout the year working with special partners such as SAISD, LSA, SBGB, North Chamber of Commerce, Bexar County local town halls and various military events.

"We are enormously proud of the AT&T Center and what it brings to the community," said Peter J. Holt, Managing Partner of Spurs Sports & Entertainment. "We're proud to provide South Texas with some of the best sports and entertainment available anywhere in the US."

2020-21 SEASON IN REVIEW

SAN ANTONIO SPURS OVERALL SEASON STATS

Through May 16 (33-39) SAN ANTONIO SPURS 2020-2021 REGULAR SEASON STATISTICS

				-FIELD GOALS-			-3-POINT FG--			-FREE THROWS-			--REBOUNDS--										
PLAYER	G	GS	MIN	FG	FGA	PCT	FG	FGA	PCT	FT	FTA	PCT	OFF	DEF	TOT	AST	PF	DQ	STL	TO	BLK	PTS	AVG
DeRozan	61	61	2056	455	920	.495	19	74	.257	387	440	.880	40	219	259	422	128	0	56	119	15	1316	21.6
Murray	67	67	2139	441	974	.453	63	199	.317	106	134	.791	58	415	473	363	135	0	101	117	7	1051	15.7
White	36	32	1064	186	453	.411	84	243	.346	97	114	.851	13	94	107	127	91	0	26	45	36	553	15.4
Aldridge	21	18	544	115	248	.464	27	75	.360	31	37	.838	17	77	94	36	36	0	8	20	18	288	13.7
Johnson	69	67	1968	338	705	.479	60	181	.331	145	196	.740	93	319	412	121	142	1	40	78	24	881	12.8
Gay	63	1	1358	264	628	.420	106	278	.381	82	102	.804	42	261	303	88	115	0	45	65	40	716	11.4
Walker	60	38	1522	256	609	.420	100	282	.355	57	70	.814	14	141	155	101	101	0	29	65	15	669	11.2
Mills	68	1	1685	252	611	.412	161	429	.375	71	78	.910	18	98	116	162	81	0	42	66	3	736	10.8
Poeltl	69	51	1845	265	430	.616	0	0	---	63	124	.508	219	328	547	134	172	1	47	83	123	593	8.6
Dieng (TOT)	38	1	553	85	163	.521	30	70	.429	58	67	.866	40	100	140	48	56	0	26	32	16	258	6.8
Dieng (SA)	16	0	181	29	55	.527	7	22	.318	20	24	.833	12	30	42	19	18	0	9	10	2	85	5.3
Chriss (TOT)	2	0	27	5	14	.357	1	5	.200	2	4	.500	3	10	13	2	3	0	0	2	2	13	6.5
Eubanks	54	3	755	116	205	.566	2	2	1.000	77	106	.726	74	167	241	42	88	0	18	45	49	311	5.8
Vassell	62	7	1056	123	303	.406	52	150	.347	43	51	.843	24	150	174	56	88	0	43	22	18	341	5.5
Lyles	23	9	358	43	90	.478	14	40	.350	15	23	.652	9	77	86	14	13	0	6	6	1	115	5.0
Jeffries (TOT)	31	5	493	50	120	.417	20	67	.299	7	8	.875	19	52	71	22	48	1	15	14	10	127	4.1
Samanic	33	4	308	47	105	.448	12	43	.279	16	29	.552	16	52	68	15	43	0	8	20	8	122	3.7
Bates-Diop	30	0	245	30	67	.448	5	17	.294	14	21	.667	9	40	49	12	11	0	11	7	5	79	2.6
Jones	37	1	269	37	78	.474	3	5	.600	17	19	.895	8	13	21	39	13	0	8	13	0	94	2.5
Weatherspoon	20	0	121	16	35	.457	1	6	.167	13	16	.813	3	8	11	8	18	1	8	10	2	46	2.3
Reynolds	3	0	6	1	2	.500	0	0	---	0	0	---	0	0	0	0	0	0	0	0	0	2	0.7
SPURS	72	-	17480	3014	6518	.462	716	2046	.350	1254	1584	.792	669	2489	3158	1759	1293	3	505	821	366	7998	111.1
OPPONENTS	72	-	17480	3055	6469	.472	885	2350	.377	1128	1489	.758	732	2681	3413	1784	1338	4	454	949	369	8123	112.8

	-- SINGLE-GAME HIGHS --							---------- AVERAGE PER GAME ----------							-CAREER HIGHS (C=SET, T=TIED THIS SEASON)-						
PLAYER	MIN	REB	AST	ST	TO	BL	PTS	MIN	REB	AST	STL	TO	BLK	PTS	FG	FGA	FT	FTA	REB	AST	PTS
DeRozan	47	9	14	4	5	2	38	33.7	4.2	6.9	0.92	2.0	0.25	21.6	17	38	24	25	15	14T	52
Murray	43	17	11	8	6	1	29	31.9	7.1	5.4	1.51	1.7	0.10	15.7	12C	23C	9	13	17C	11C	29C
White	45	7	8	4	4	4	29	29.5	3.0	3.5	0.72	1.3	1.00	15.4	10T	20C	10	11	8	9	29C
Aldridge	37	10	6	2	2	2	28	25.9	4.5	1.7	0.38	1.0	0.86	13.7	20	33	16	19	25	8	56
Johnson	42	21	6	3	4	3	29	28.5	6.0	1.8	0.58	1.1	0.35	12.8	12C	19C	8C	11C	21C	6C	29C
Gay	36	10	5	3	4	3	22	21.5	4.8	1.4	0.71	1.0	0.63	11.4	16	37	16	19	15	10	41
Walker	37	8	5	3	4	2	31	25.4	2.6	1.7	0.48	1.1	0.25	11.2	13C	21C	7C	7C	8C	6	31C
Mills	37	4	7	4	3	1	27	24.8	1.7	2.4	0.62	1.0	0.04	10.8	14	26	8	9	10	12	34
Poeltl	44	16	8	3	4	5	20	26.7	7.9	1.9	0.68	1.2	1.78	8.6	9T	14C	5C	10C	16C	8C	20T
Dieng (TOT)	31	10	4	2	3	3	19	14.5	3.7	1.3	0.68	0.8	0.42	6.8	10	20	11	11	21	8	25
Dieng (SA)	31	10	3	2	2	1	18	11.3	2.6	1.2	0.56	0.6	0.13	5.3							
Chriss (TOT)	14	8	1	0	2	2	9	13.4	6.5	1.0	0.00	1.0	1.00	6.5	12	19	8	10	13	8	27
Eubanks	28	13	4	2	6	4	17	14.0	4.5	0.8	0.33	0.8	0.91	5.8	7C	10C	6T	9C	13C	4C	17C
Vassell	34	7	4	3	3	2	18	17.0	2.8	0.9	0.69	0.4	0.29	5.5	7C	15C	4C	5C	7C	4C	18C
Lyles	36	10	2	2	2	1	18	15.6	3.7	0.6	0.26	0.3	0.04	5.0	9	18	7	10	14	5	26
Jeffries (TOT)	41	7	5	2	2	2	18	15.9	2.3	0.7	0.48	0.5	0.32	4.1	7C	14C	6C	7C	7C	5C	18C
Samanic	25	7	5	2	4	2	15	9.3	2.1	0.5	0.24	0.6	0.24	3.7	6C	14C	3T	5C	7C	5C	16
Bates-Diop	29	7	2	4	2	1	9	8.2	1.6	0.4	0.37	0.2	0.17	2.6	9	18	6	8	8	6	22
Jones	29	3	7	2	2	0	11	7.3	0.6	1.1	0.22	0.4	0.00	2.5	5C	8C	3C	4C	3C	7C	11C
Weatherspoon	28	4	3	3	3	1	13	6.1	0.6	0.4	0.40	0.5	0.10	2.3	5C	12C	3C	4C	4C	3T	13C
Reynolds	2	0	0	0	0	0	2	2.1	0.0	0.0	0.00	0.0	0.00	0.7	7	14	2	2	6	2	19
SPURS	290	58	36	13	22	10	146	242.8	43.9	24.4	7.01	11.4	5.08	111.1	68	127	45	57	75	50	171
OPPONENTS	290	63	37	12	23	11	143	242.8	47.4	24.8	6.31	13.2	5.13	112.8	68	130	46	58	77	51	166

SPURS GAME LEADERS 2020-21 (Includes Ties)								PLAYER TOTALS							
PLAYER	PTS	REB	AST	STL	BLK	MIN	BCH PTS	10+ PTS	20+ PTS	30+ PTS	40+ PTS	10+ REB	10+ AST	DBL-DBL	TRIP-DBL
Aldridge	2	1		2	7	1	1	10	7			1		1	
Bates-Diop				4	1										
DeRozan	34	1	38	14	5	30		14	28	11			14	13	
Eubanks	1	7		5	12		5	10				4		3	
Dieng	1			3	1		1	2				1			
Gay	4	6	1	9	13		29	38	2			1		1	
Johnson	6	14	4	10	8	7		36	8			10		8	
Jones			2	5				1							
Lyles	1	4						5				2		1	
Mills	2		2	11	1		28	34	7						
Murray	9	16	28	27	1	17	1	40	17			14	5	10	4
Poeltl	2	30	1	14	40	5	1	23	2			21		15	
Samanic	1			1	1		2	3							
Vassell		1		9	6	2	2	10							
Walker IV	4	1	2	9	5	2	6	29	4	1					
Weatherspoon				4				2							
White	7		7	5	9	7	1	19	8						

SPURS HEAD-TO-HEAD CHART 2020-21

	ATL	BOS	BKN	CHA	CHI	CLE	DAL	DEN	DET	GSW	HOU	IND	LAC	LAL	MEM	MIA	MIL	MIN	NOP	NYK	OKC	ORL	PHI	PHO	POR	SAC	TOR	UTA	WAS
W	1	1		1	2	1	1	1	2	1	2	1	1	1	1		1	2	2	1	2	2		1	1	2	2		2
L	1	1	2	1		1	2	2		2	1	1	2	2	2	2	1	1	1	1	2		2	2	2	1		3	

SPURS 2020-21 TRANSACTIONS

March 27: Waived Marquese Chriss.
March 26: Signed Cam Reynolds.
March 25: Acquired Marquese Chriss, waived LaMarcus Aldridge.
Feb 21: Recalled Tre Jones and Luka Samanic from Austin Spurs.
Jan. 31: Assigned Tre Jones to Austin Spurs.
Jan. 27: Assigned Luka Samanic to Austin Spurs.
Dec. 21: Signed guard Derrick White to a contract extension.
Exercised Team Options on Lonnie Walker IV, Keldon Johnson and Luka Samanic.
Dec. 19: Waived Cam Reynolds and Tyler Zeller.

SAN ANTONIO SPURS SEASON HIGHS

Through games of May 16 SAN ANTONIO SPURS Page 1
2020-2021 HIGH GAMES

PLAYER	MINUTES	FIELD GOALS	FREE THROWS	REBOUNDS OFFENSIVE	REBOUNDS DEFENSIVE	REBOUNDS TOTAL	ASSISTS	STEALS	TURNOVERS	BLOCKED SHOTS	POINTS
LAMARCUS ALDRIDGE	37 JAN. 10 at Minn.	11 (2) JAN. 22 vs Dall.	10 FEB. 27 vs N.O.	2 (5) JAN. 27 vs Bos.	8 JAN. 12 at OKC.	10 JAN. 12 at OKC.	6 JAN. 12 at OKC.	2 JAN. 9 at Minn.	2 (7) MAR. 1 vs Brk.	2 (4) JAN. 27 vs Bos.	28 JAN. 7 at LA-L
KEITA BATES-DIOP	29 MAY. 15 vs Phoe.	4 (2) MAY. 16 vs Phoe.	3 FEB. 12 at Atl.	2 (2) MAY. 16 vs Phoe.	7T MAY. 15 vs Phoe.	7 MAY. 15 vs Phoe.	2 (3) MAY. 15 vs Phoe.	4C FEB. 24 at OKC.	2 MAY. 10 vs Milw.	1 (5) MAY. 10 vs Milw.	9 (2) MAY. 16 vs Phoe.
MARQUESE CHRISS G.S.-S.A.	14 DEC. 25 at Milw.	4 DEC. 22 at Brk.	2 DEC. 25 at Milw.	3 DEC. 22 at Brk.	5 (2) DEC. 25 at Milw.	8 DEC. 22 at Brk.	1 (2) DEC. 25 at Milw.	0	2 DEC. 25 at Milw.	2 DEC. 25 at Milw.	9 DEC. 22 at Brk.
DEMAR DEROZAN S.A.	47 APR. 1 vs Atl.	14 APR. 1 vs Atl.	16 APR. 30 at Bos.	3 JAN. 16 vs Hou.	8 (3) MAY. 13 at N.Y.	9 (2) JAN. 1 vs LA-L	14T APR. 30 at Bos.	4 (3) MAR. 27 vs Chi.	5 (3) MAY. 10 vs Milw.	2 MAR. 20 at Milw.	38 JAN. 9 at Minn.
GORGUI DIENG Mem.-S.A.	31 MAY. 2 vs Phil.	8 FEB. 1 at S.A.	8 FEB. 20 vs Phoe.	4 (2) FEB. 1 at S.A.	8 APR. 17 at Phoe.	10 APR. 17 at Phoe.	4 JAN. 3 vs LA-L	2 (5) MAY. 3 at Utah	3 JAN. 30 at S.A.	3 FEB. 4 vs Hou.	19 FEB. 1 at S.A.
GORGUI DIENG S.A.	31 MAY. 2 vs Phil.	7 MAY. 15 vs Phoe.	4 MAY. 2 vs Phil.	2 (5) MAY. 15 vs Phoe.	8 APR. 17 at Phoe.	10 APR. 17 at Phoe.	3 (4) MAY. 12 at Brk.	2 (2) MAY. 3 at Utah	2 (2) MAY. 15 vs Phoe.	1 (2) MAY. 15 vs Phoe.	18 MAY. 15 vs Phoe.
DREW EUBANKS	28C APR. 17 at Phoe.	7C APR. 16 vs Port.	6T APR. 24 at N.O.	5 (2) MAY. 13 at N.Y.	10C APR. 17 at Phoe.	13C(2) APR. 19 at Ind.	4C MAR. 15 at Det.	2T(4) APR. 28 at Miami	6C MAR. 15 at Det.	4T APR. 14 at Tor.	17C MAR. 14 at Phil.
RUDY GAY	36 MAY. 2 vs Phil.	9 DEC. 27 at N.O.	6 MAR. 12 vs Orl.	3 (3) MAR. 31 vs Sac.	8 (3) MAY. 2 vs Phil.	10 MAY. 2 vs Phil.	5 JAN. 29 vs Den.	3 (2) MAR. 10 at Dall.	4 (3) MAY. 2 vs Phil.	3 DEC. 23 at Mem.	22 DEC. 27 at N.O.
DAQUAN JEFFRIES Sac.-Hou.-S.A.	41C MAY. 5 vs Phil.	7C MAY. 8 at Utah	6C FEB. 21 at Milw.	2C(3) MAY. 2 vs N.Y.	6C(2) MAY. 8 at Utah	7C MAY. 8 at Utah	5C MAY. 8 at Utah	2C(3) MAY. 8 at Utah	2C(3) MAY. 5 vs Phil.	2C APR. 16 vs Den.	18C FEB. 21 at Milw.
KELDON JOHNSON S.A.	42C JAN. 9 at Minn.	12C JAN. 14 vs Hou.	8C(2) FEB. 1 vs Mem.	11C MAR. 19 at Clev.	11C JAN. 22 vs Dall.	21C MAR. 19 at Clev.	6C FEB. 9 vs G.S.	3T(3) MAY. 2 vs Phil.	4C(2) MAY. 15 vs Phoe.	3C JAN. 10 at Minn.	29C JAN. 14 vs Hou.
TRE JONES	29C MAY. 15 vs Phoe.	5C MAY. 5 at Utah	3C(3) MAY. 16 vs Phoe.	3C JAN. 3 vs Utah	2C(4) MAY. 15 vs Phoe.	3C(2) MAR. 20 at Milw.	7C MAY. 16 vs Phoe.	2C APR. 17 at Phoe.	2C APR. 5 vs Clev.	0C	11C MAY. 5 at Utah
TREY LYLES	36 FEB. 27 vs N.O.	7 (2) MAR. 4 vs OKC.	4 FEB. 9 vs G.S.	3 JAN. 10 at Minn.	10 MAR. 4 vs OKC.	10 (2) MAR. 4 vs OKC.	2 (3) MAR. 2 vs N.Y.	2 MAR. 2 vs N.Y.	2 (2) MAR. 24 vs LA-C	1 FEB. 24 at OKC.	18 MAR. 2 vs N.Y.
PATTY MILLS	37 JAN. 22 vs Dall.	8 (6) APR. 14 at Tor.	5 JAN. 29 vs Den.	3 MAR. 2 vs N.Y.	4 (2) APR. 11 at Dall.	4 (6) MAY. 2 vs Phil.	7 JAN. 7 at LA-L	4 MAR. 12 vs Orl.	3 (4) APR. 14 at Tor.	1 (3) MAY. 2 vs Phil.	27 JAN. 5 at LA-C
DEJOUNTE MURRAY	43C APR. 30 at Bos.	12C(3) APR. 26 at Wash.	6 (2) MAR. 19 at Clev.	6T APR. 26 at Wash.	12 JAN. 9 at Minn.	17C APR. 26 at Wash.	11C(2) APR. 28 at Miami	8C FEB. 8 vs G.S.	6T(2) MAY. 7 at Sac.	1 (7) MAY. 13 at N.Y.	29C DEC. 30 vs LA-L
JAKOB POELTL	44C APR. 1 vs Atl.	9T(2) MAR. 17 at Chi.	5C(2) APR. 30 at Bos.	7 (4) MAY. 12 at Brk.	10 (2) MAR. 17 at Chi.	16C MAR. 17 at Chi.	8C MAY. 10 vs Milw.	3T FEB. 12 at Atl.	4T MAR. 15 at Det.	5T(2) APR. 24 at N.O.	20T(2) MAR. 27 vs Chi.
CAMERON REYNOLDS	2 (3) MAR. 31 vs Sac.	1 MAR. 27 vs Chi.	0	0	0	0	0	0	0	0	2 MAR. 27 vs Chi.
LUKA SAMANIC	25 APR. 5 vs Clev.	6C(2) MAY. 5 at Utah	3T(2) MAY. 8 at Port.	2C(2) MAR. 4 vs OKC.	6C MAR. 2 vs N.Y.	7C(2) MAR. 4 vs OKC.	5C APR. 5 vs Clev.	2C(2) APR. 22 vs Det.	4C MAR. 2 vs N.Y.	2C APR. 17 at Phoe.	15 MAY. 5 at Utah
DEVIN VASSELL	34C MAY. 15 vs Phoe.	7C APR. 17 at Phoe.	4C MAY. 12 at Brk.	2C(6) MAY. 3 at Utah	6C(4) MAY. 15 vs Phoe.	7C(5) MAY. 15 vs Phoe.	4C(2) MAY. 15 vs Phoe.	3C(3) FEB. 6 at Hou.	3C JAN. 27 vs Bos.	2C APR. 17 at Phoe.	18C APR. 17 at Phoe.
LONNIE IV WALKER	37C MAR. 1 vs Brk.	13C MAR. 20 at Milw.	7C JAN. 12 at OKC.	2 (3) MAY. 8 at Port.	6 (3) MAY. 8 at Port.	8C MAY. 8 at Port.	5 (3) MAY. 15 vs Phoe.	3T JAN. 24 vs Wash.	4 (2) APR. 24 at N.O.	2 (2) MAR. 4 vs OKC.	31C MAR. 20 at Milw.
QUINNDARY WEATHERSPOON	28C MAY. 15 vs Phoe.	5C(2) MAY. 16 vs Phoe.	3C(2) MAY. 15 vs Phoe.	2C APR. 7 at Den.	4C MAY. 15 vs Phoe.	4C MAY. 15 vs Phoe.	3T FEB. 1 vs Mem.	3C MAR. 14 at Phil.	3C FEB. 1 vs Mem.	1T(2) APR. 12 at Orl.	13C MAY. 15 vs Phoe.
DERRICK WHITE	45 APR. 1 vs Atl.	10T APR. 1 vs Atl.	8 APR. 22 vs Det.	2 APR. 22 vs Det.	6 MAR. 31 vs Sac.	7 APR. 22 vs Det.	8 (2) APR. 22 vs Det.	4 FEB. 14 at Cha.	4 APR. 7 at Den.	4 MAR. 14 at Phil.	29C APR. 1 vs Atl.
SPURS High Games	290 APR. 1 vs Atl.	56 MAY. 10 vs Milw.	31 APR. 30 at Bos.	18 APR. 3 vs Ind.	48 APR. 19 at Ind.	58 JAN. 16 vs Hou.	36 DEC. 26 vs Tor.	13 (2) FEB. 14 at Cha.	22 MAR. 15 at Det.	10 (2) MAR. 14 at Phil.	146 (2) MAY. 10 vs Milw.
SPURS Low Games	240 (65) MAY. 16 vs Phoe.	31 APR. 21 vs Miami	3 MAR. 15 at Det.	2 MAR. 25 vs LA-C	22 MAR. 14 at Phil.	30 MAR. 10 at Dall.	16 MAR. 25 vs LA-C	1 APR. 21 vs Miami	4 JAN. 12 at OKC.	1 (3) APR. 30 at Bos.	85 MAR. 25 vs LA-C
OPPONENTS High Games	290 APR. 1 vs Atl.	58 APR. 26 at Wash.	27 APR. 30 at Bos.	18 (2) MAY. 8 at Port.	48 JAN. 3 vs Utah	63 MAY. 8 at Port.	37 FEB. 1 vs Mem.	12 APR. 24 at N.O.	23 JAN. 16 vs Hou.	11 (2) FEB. 1 vs Mem.	143 (2) APR. 30 at Bos.
OPPONENTS Low Games	240 (65) MAY. 16 vs Phoe.	29 MAR. 12 vs Orl.	4 MAY. 16 vs Phoe.	3 MAY. 12 at Brk.	26 (5) MAY. 10 vs Milw.	34 (3) MAY. 10 vs Milw.	15 (4) APR. 22 vs Det.	1 (2) JAN. 12 at OKC.	5 MAR. 1 vs Brk.	1 (5) MAY. 15 vs Phoe.	77 MAR. 12 vs Orl.

"C" indicates a new career-high, "T" a tied career-high.
Numbers in parentheses indicate the number of games in which a player or team has reached a given total (if more than one).

Date	Opponent	Team/Opp	Home	Road	Total	High Scoring	High Rebounds	High Assists	Opponent Scoring	Atten.
Dec 23	@Memphis	W131-119	0-0	1-0	1-0	DeRozan-28	DeRozan-9	Murray-9	Morant-44	
								DeRozan-9		
Dec 26	TORONTO	W119-114	1-0	1-0	2-0	DeRozan-27	Murray-10	Murray-10	VanVleet-27	
Dec 27	@New Orleans	L 95- 98	1-0	1-1	2-1	Gay-22	Johnson-11	DeRozan-10	Ingram-28	750
Dec 30	L.A. LAKERS	L107-121	1-1	1-1	2-2	Murray-29	Poeltl-7	Murray-7	James-26	
							Murray-7			
Jan 1	L.A. LAKERS	L103-109	1-2	1-1	2-3	Johnson-26	Johnson-10	DeRozan-7	Davis-34	
Jan 3	UTAH	L109-130	1-3	1-1	2-4	Johnson-22	Lyles-9	Murray-5	Bogdanovic-28	
Jan 5	@L.A. Clipper	W116-113	1-3	2-1	3-4	Mills-27	Johnson-11	DeRozan-6	Leonard-30	
Jan 7	@L.A. Lakers	W118-109	1-3	3-1	4-4	Aldridge-28	Murray-8	DeRozan-8	James-27	
Jan 9	@Minnesota	W125-122(OT)	1-3	4-1	5-4	DeRozan-38	Murray-14	DeRozan-5	Beasley-29	
Jan 10	@Minnesota	L 88- 96	1-3	4-2	5-5	Walker-25	Lyles-10	Murray-5	Russell-27	
Jan 12	@Oklahoma Cit	W112-102	1-3	5-2	6-5	Walker-24	Aldridge-10	Murray-7	Gilgeous-Alexand-2	
Jan 14	HOUSTON	L105-109	1-4	5-2	6-6	Johnson-29	Murray-8	Murray-7	Wood-27	
								DeRozan-7		
Jan 16	HOUSTON	W103- 91	2-4	5-2	7-6	DeRozan-24	Poeltl-11	DeRozan-4	Jones-24	
									Wood-24	
Jan 18	@Portland	W125-104	2-4	6-2	8-6	Aldridge-22	Murray-9	Murray-11	Lillard-35	
								DeRozan-11		
Jan 20	@Golden State	L 99-121	2-4	6-3	8-7	Murray-22	Gay-9	Tied with-3	Curry-26	
Jan 22	DALLAS	L117-122	2-5	6-3	8-8	DeRozan-29	Johnson-14	DeRozan-6	Doncic-36	
Jan 24	WASHINGTON	W121-101	3-5	6-3	9-8	Mills-21	Murray-11	Murray-10	Beal-31	
Jan 27	BOSTON	W110-106	4-5	6-3	10-8	DeRozan-21	Murray-11	DeRozan-7	Tatum-25	
Jan 29	DENVER	W119-109	5-5	6-3	11-8	DeRozan-30	Johnson-9	DeRozan-10	Jokic-35	
Jan 30	MEMPHIS	L112-129	5-6	6-3	11-9	White-18	Poeltl-6	Murray-7	Melton-20	
Feb 1	MEMPHIS	L102-133	5-7	6-3	11-10	Johnson-25	Johnson-10	DeRozan-6	Dieng-19	
Feb 3	MINNESOTA	W111-108	6-7	6-3	12-10	DeRozan-30	Murray-11	White-8	Beasley-29	
Feb 6	@Houston	W111-106	6-7	7-3	13-10	DeRozan-30	Poeltl-11	DeRozan-7	Wall-27	3,313
Feb 8	GOLDEN STATE	W105-100	7-7	7-3	14-10	Murray-27	Poeltl-11	DeRozan-10	Curry-32	
Feb 9	GOLDEN STATE	L 91-114	7-8	7-3	14-11	Gay-17	Tied with-6	Johnson-6	Curry-32	
								DeRozan-6		
Feb 12	@Atlanta	W125-114	7-8	8-3	15-11	DeRozan-23	Poeltl-12	DeRozan-8	Young-25	1,451
Feb 14	@Charlotte	W122-110	7-8	9-3	16-11	Murray-26	Murray-12	DeRozan-9	Rozier-33	
Feb 24	@Oklahoma Cit	L 99-102	7-8	9-4	16-12	Murray-27	Poeltl-9	Murray-6	Gilgeous-Alexand-4	
							Murray-9			
Feb 27	NEW ORLEANS	W117-114	8-8	9-4	17-12	DeRozan-32	Poeltl-11	DeRozan-11	Ingram-29	
Mar 1	BROOKLYN	L113-124(OT)	8-9	9-4	17-13	DeRozan-22	Poeltl-12	DeRozan-11	Harden-30	
Mar 2	NEW YORK	W119- 93	9-9	9-4	18-13	Lyles-18	Poeltl-8	DeRozan-11	Quickley-26	
Mar 4	OKLAHOMA CITY	L102-107	9-10	9-4	18-14	DeRozan-20	Lyles-10	Murray-9	Gilgeous-Alexand-3	1,000
Mar 10	@Dallas	L104-115	9-10	9-5	18-15	DeRozan-30	Gay-9	DeRozan-11	Porzingis-28	3,813
Mar 12	ORLANDO	W104- 77	10-10	9-5	19-15	Gay-19	Poeltl-9	Murray-6	Vucevic-26	3,241
								Poeltl-6		
Mar 14	@Philadelphia	L 99-134	10-10	9-6	19-16	Eubanks-17	Eubanks-9	White-4	Harris-23	3,071
						White-17				
Mar 15	@Detroit	W109- 99	10-10	10-6	20-16	Murray-19	Poeltl-12	Murray-6	J. Jackson-15	
Mar 17	@Chicago	W106- 99	10-10	11-6	21-16	Poeltl-20	Poeltl-16	White-5	LaVine-29	
Mar 19	@Cleveland	W116-110	10-10	12-6	22-16	Johnson-23	Johnson-21	DeRozan-7	Sexton-29	
									Garland-29	
Mar 20	@Milwaukee	L113-120	10-10	12-7	22-17	Walker-31	Johnson-8	DeRozan-13	G. Antetokounmpo-2	3,280
Mar 22	CHARLOTTE	L 97-100	10-11	12-7	22-18	DeRozan-28	Poeltl-11	DeRozan-5	Hayward-27	3,222
Mar 24	L.A. CLIPPERS	L101-134	10-12	12-7	22-19	DeRozan-19	Eubanks-8	Murray-5	Leonard-25	3,224
Mar 25	L.A. CLIPPERS	L 85- 98	10-13	12-7	22-20	DeRozan-23	Poeltl-8	Murray-7	Jackson-28	3,225
							Johnson-8			
Mar 27	CHICAGO	W120-104	11-13	12-7	23-20	Poeltl-20	Poeltl-9	Murray-8	Vucevic-21	3,334
Mar 29	SACRAMENTO	L115-132	11-14	12-7	23-21	Murray-23	Poeltl-11	DeRozan-8	Fox-24	2,876
Mar 31	SACRAMENTO	W120-106	12-14	12-7	24-21	DeRozan-26	Poeltl-14	DeRozan-7	Fox-20	2,802

Apr 1	ATLANTA	L129-134(2OT)	12-15	12-7	24-22	DeRozan-36	Poeltl-10	DeRozan-9	Bogdanovic-28 Capela-28 Young-28	2,949
Apr 3	INDIANA	L133-139(OT)	12-16	12-7	24-23	DeRozan-25	Poeltl-13	DeRozan-6	LeVert-26	3,276
Apr 5	CLEVELAND	L101-125	12-17	12-7	24-24	DeRozan-20	Johnson-10	White-6	Garland-37	2,482
Apr 7	@Denver	L 96-106	12-17	12-8	24-25	Murray-18 White-18	Gay-8	Murray-6	Jokic-25	3,715
Apr 9	@Denver	L119-121	12-17	12-9	24-26	White-25	Poeltl-10	DeRozan-12	Jokic-26	3,750
Apr 11	@Dallas	W119-117	12-17	13-9	25-26	DeRozan-33	Poeltl-8	DeRozan-8	Porzingis-31	4,054
Apr 12	@Orlando	W120- 97	12-17	14-9	26-26	DeRozan-19	Johnson-11	Murray-6 DeRozan-6	Hampton-16	3,107
Apr 14	@Toronto	L112-117	12-17	14-10	26-27	White-25	Poeltl-9	DeRozan-11	Anunoby-22	1,184
Apr 16	PORTLAND	L106-107	12-18	14-10	26-28	DeRozan-26	Murray-11 Johnson-11	Murray-10 DeRozan-10	McCollum-29	4,303
Apr 17	@Phoenix	W111- 85	12-18	15-10	27-28	Gay-19	Eubanks-13	White-6	Carter-17	5,078
Apr 19	@Indiana	W109- 94	12-18	16-10	28-28	White-25	Eubanks-13	Murray-7	LeVert-18 Brogdon-18	
Apr 21	MIAMI	L 87-107	12-19	16-10	28-29	DeRozan-15	Poeltl-9	White-7	Adebayo-23	4,229
Apr 22	DETROIT	W106- 91	13-19	16-10	29-29	White-26	Poeltl-11	White-8	J. Jackson-29	3,334
Apr 24	@New Orleans	W110-108	13-19	17-10	30-29	DeRozan-32	Johnson-9	DeRozan-8	Williamson-33	3,700
Apr 26	@Washington	W146-143(OT)	13-19	18-10	31-29	DeRozan-37	Murray-17	DeRozan-10	Beal-45	2,133
Apr 28	@Miami	L111-116	13-19	18-11	31-30	Murray-22	Murray-10	Murray-11	Butler-29	
Apr 30	@Boston	L140-143(OT)	13-19	18-12	31-31	DeRozan-30	Poeltl-10	DeRozan-14	Tatum-60	2,298
May 2	PHILADELPHIA	L111-113(OT)	13-20	18-12	31-32	Walker-23	Gay-10	Johnson-5	Embiid-34	3,978
May 3	@Utah	L 99-110	13-20	18-13	31-33	DeRozan-22	Gay-7	DeRozan-6	Bogdanovic-25	6,506
May 5	@Utah	L 94-126	13-20	18-14	31-34	Samanic-15	Eubanks-9	Walker-5	Clarkson-30	6,506
May 7	@Sacramento	W113-104	13-20	19-14	32-34	DeRozan-25	Poeltl-10	Murray-7	Davis-24	
May 8	@Portland	L102-124	13-20	19-15	32-35	DeRozan-20	Walker-8	Murray-5	Lillard-30	1,939
May 10	MILWAUKEE	W146-125	14-20	19-15	33-35	DeRozan-23	Poeltl-10	Murray-9	G. Antetokounmpo-2	3,992
May 12	@Brooklyn	L116-128	14-20	19-16	33-36	DeRozan-21	Murray-11	Murray-5 DeRozan-5	Shamet-21	1,773
May 13	@New York	L 98-102	14-20	19-17	33-37	DeRozan-27	Poeltl-9 Murray-9 Eubanks-9	Murray-7	Burks-30	1,981
May 15	PHOENIX	L103-140	14-21	19-17	33-38	Johnson-18 Dieng-18	Eubanks-11	Mills-5 Jones-5 Walker-5	Booker-27	4,848
May 16	PHOENIX	L121-123	14-22	19-17	33-39	DeRozan-23	Poeltl-10	Jones-7	Moore-22	4,738

SPURS BACK-TO-BACKS

DATE	FIRST GAME OPPONENT	SCORE	DATE	SECOND GAME OPPONENT	SCORE
12/26/20	vs. Toronto Raptors	W, 119-114	12/27/20	at New Orleans Pelicans	L, 98-95
1/9/21	at Minnesota Timberwolves	W, 125-122 (OT)	1/10/21	at Minnesota Timberwolves	L, 96-88
1/24/21	vs. Washington Wizards	W, 121-101	1/25/21	at New Orleans Pelicans	Postponed
1/29/21	vs. Denver Nuggets	W, 119-109	1/30/21	vs. Memphis Grizzlies	L, 129-112
2/8/21	vs. Golden State Warriors	W, 105-100	2/9/21	vs. Golden State Warriors	L, 114-91
2/16/21	at Detroit Pistons	Postponed	2/17/21	at Cleveland Cavaliers	Postponed
3/1/21	vs. Brooklyn Nets	L, 124-113	3/2/21	vs. New York Knicks	W, 119-93
3/14/21	at Philadelphia	L, 134-99	3/15/21	at Detroit	W, 109-99
3/19/21	at Cleveland	W, 116-110	3/20/21	at Milwaukee	L, 120-113
3/24/21	vs. LA Clippers	L, 134-101	2/25/21	vs. LA Clippers	L, 98-85
3/31/21	vs. Sacramento	W, 120-106	4/1/21	vs. Atlanta	L, 134-129 (2OT)
4/11/21	at Dallas	W, 119-117	4/12/21	at Orlando	W, 120-97
4/16/21	vs. Portland	L, 107-106	4/17/21	at Phoenix	W, 111-85
4/21/21	vs. Miami	L, 107-87	4/22/21	vs. Detroit	W, 106-91
5/2/21	vs. Philadelphia	L, 113-111 (OT)	5/3/21	at Utah	L, 110-99
5/7/21	at Sacramento	W, 113-104	5/8/21	at Portland	L, 124-102
5/12/21	at Brooklyn	L, 126-116	5/13/21	at New York	L, 102-98
5/15/21	vs. Phoenix	L, 140-103	5/16/21	vs. Phoenix	L, 123-121

HOME/ROAD: 3-4	**First Game: 2-3**	**Second Game: 1-2**
ROAD/HOME:	**First Game:**	**Second Game:**
ROAD/ROAD: 6-6	**First Game: 4-2**	**Second Game: 2-4**
HOME/HOME: 5-9	**First Game: 3-4**	**Second Game: 2-5**
OVERALL: 14-19	**First Games: 9-8**	**Second Games: 5-11**

SPURS 2020-21 MISCELLANEOUS STATS

```
                RECORD  HOME  ROAD   OT
OVERALL    33-39 14-22 19-17  2- 5  Head Coach:  Gregg Popovich
Atlantic    3- 7  3- 2  0- 5  0- 3  Overall: 25 Years 1310 Won  653 Lost .667 Pct.
Central     7- 3  3- 2  4- 1  0- 1  W/Club : 25 Years 1310 Won  653 Lost .667 Pct.
Southeast   6- 4  2- 3  4- 1  1- 1
EASTERN    16-14  8- 7  8- 7  1- 5
Southwest   6- 6  2- 4  4- 2
Northwest   5-10  2- 3  3- 7  1- 0
Pacific     6- 9  2- 8  4- 1
WESTERN    17-25  6-15 11-10  1- 0

TEAM WINNING & LOSING STREAKS:
     OVERALL                    HOME                       ROAD
     Loss-  4                   Loss-  2                   Loss-  3
Long: Win -  3                   Win -  3                   Win -  4
     Loss-  5                   Loss-  5                   Loss-  4
Last: Win -05/10 vs MIL 146-125  Win -05/10 vs MIL 146-125 Win -05/07 @ SAC 113-104
     Loss-05/16 vs PHO 121-123  Loss-05/16 vs PHO 121-123 Loss-05/13 @ NY   98-102

        WON LOST              OFFENSE        Vs OPP              HOME ATTENDANCE

Nov.                     100+ 33-26   If Opp W/L to date:          36    Games
Dec.     2   2           100<  0-13   .500+ 12-29             61,053    Total
Jan.     9   7               Defense  .500- 20-10               1,696  Average
Feb.     6   3           100+ 24-36                              4,848     High
Mar.     7   9           100<  9- 3                                  0 Sellouts
Apr.     7  10

After 72 games last season: W 32 L 39

MARGINS   1  2  3  4  5  6  7  8  9 10 11 12 13 14 15 16 17 18 19 20 21 22 23
Won By:      2  5  1  3  1  1     2  3  1  3     1  2  1           1  2     1
Lost By:  1  3  4  2  5  2  1  1     1  3  1  1  1        2        1  1  2  1
         24 25 26 27 28 29 30 31 32 33 34 35 36 37 38 39 40 41 42 43 44 45 46+
Won By:          2  1
Lost By:  1                      1  1  1     1     1

At Start Of: OVERALL HOME   ROAD           FG%   OVERALL   HOME   ROAD
2nd- Ahead:  19-10   7- 4  12- 6         -44%     10-20   4-10   6-10
   -Behind:  11-28   7-17   4-11        45-49%      8-16   5-10   3- 6
   -  Tied:   3- 1   0- 1   3- 0        50-54%     12- 3   3- 2   9- 1
3rd- Ahead:  28- 9  11- 5  17- 4        55-59%      3- 0   2- 0   1- 0
   -Behind:   5-29   3-16   2-13         +60%       0- 0   0- 0   0- 0
   -  Tied:   0- 1   0- 1   0- 0
4th- Ahead:  24- 7  11- 4  13- 3
   -Behind:   7-31   3-17   4-14
   -  Tied:   2- 1   0- 1   2- 0
```

SPURS STARTING LINEUPS (Most recent in bold)						
FORWARD	**FORWARD**	**CENTER**	**GUARD**	**GUARD**	**GAME NUMBER**	**RECORD**
DeRozan	Johnson	Aldridge	Walker IV	Murray	1-3, 7-9, 12-21	10-6
DeRozan	**Johnson**	**Poeltl**	**Walker IV**	**Murray**	**4-6, 22, 38, 66-70, 72**	**3-8**
Lyles	Johnson	Aldridge	Walker IV	Murray	10-11	1-1
DeRozan	Johnson	Poeltl	White	Murray	23-24, 26-27, 33, 37, 40-47, 49-54, 56-57, 59-60	12-12
DeRozan	Johnson	Poeltl	Vassell	Murray	25, 61-62, 64-65	0-5
Samanic	Lyles	Poeltl	Walker IV	Murray	28	0-1
DeRozan	Lyles	Poeltl	Walker IV	Murray	29-32	2-2
Lyles	Johnson	Poeltl	White	Murray	34-35	1-1
Walker IV	Johnson	Poeltl	White	Murray	36-37	2-0
DeRozan	Johnson	Poeltl	White	Walker	39	0-1
DeRozan	Johnson	Poeltl	White	Samanic	48	0-1
Johnson	Samanic	Eubanks	White	Murray	55	1-0
Johnson	Samanic	Poeltl	Walker IV	White	58	1-0
Johnson	Gay	Eubanks	Vassell	Jones	63	0-1
Johnson	Walker IV	Eubanks	Vassell	Mills	71	0-1

SPURS MISSED GAMES 2020-21			
NAME	**INJURY/ILLNESS/REASON**	**DATES OUT**	**GAMES MISSED/RECORD**
Keita Bates-Diop	upper respiratory infection	1/12-1/20	5/3-2
	hamstring strain	3/15-4/9	15/5-10
DeMar DeRozan	personal reasons	1/10-1/12; 2/24; 3/12-3/17	7/4-3
	right quad contusion	4/22	/1-0
	rest	4/17; 5/2; 5/15	3/1-2
Gorgui Dieng	right shoulder sprain	4/1-4/3; 4/9-4/14	6/2-4
Drew Eubanks	health and safety protocols	1/7-1/24	9/6-3
	Migraine	4/3	1/0-1
Rudy Gay	left hip flexor tightness	2/3	1/1-0
	health and safety protocols	2/24-3/4	5/2-3
	left foot soreness	3/24	1/0-1
	lower back soreness	4/24	1/1-0
	right heel soreness	5/15	1/0-1
Keldon Johnson	health and safety protocols	2/24-3/1	3/1-2
Trey Lyles	right ankle sprain	3/31-5/16	27/10-17
Patty Milles	rest	3/20; 4/17; 4/22; 5/16	4/2-1
Dejounte Murray	rest	3/20, 4/22	2/1-1
	right foot soreness	4/5	1/0-1
	bilateral lower back soreness	5/15	1/0-1
Jakob Poeltl	rest	4/17; 5/2; 5/15	3/1-2
Luka Samanic	sore throat	1/16-1/18	3/2-1
	left fourth metacarpal fracture	5/13-5/16	3/1-2
Devin Vassell	health and safety protocols	2/24-3/4	5/2-3
Lonnie Walker	stomach illness	2/6-2/8	2/2-0
	right wrist soreness	3/24-4/7	9/2-7
Quinndary Weatherspoon	health and safety protocols	2/14-3/2	5/3-2
	left knee/surgery	12/23-1/24	17/9-8
Derrick White	left toe/surgery	12/23-12/30; 1/3-1/29	18/11-7
	health and safety protocols	2/24-3/4	5/2-3
	right ankle sprain	4/28-5/16	10/2-9

SPURS 2020-21 INDIVIDUAL REGULAR SEASON HIGHS	
CATEGORY	**SEASON-HIGH, PLAYER, DATE**
Points	38, DeMar DeRozan at Minnesota 1/9 37, DeMar DeRozan at Washington 4/26 36, DeMar DeRozan vs. Atlanta 4/1
Points in a quarter	16, five times (1Q, Derrick White at IND 4/19) 16 (4Q), DeMar DeRozan vs. Minnesota 2/3 16 (3Q), DeMar DeRozan vs. Denver 1/29
Points in a half	27 (2H), DeMar DeRozan at Dallas 4/11 23 (2H), Lonnie Walker IV at Milwaukee 3/20 22 two times (1H, DeMar DeRozan at ATL 2/12)
Rebounds	21, Keldon Johnson at Cleveland 3/19 17, Dejounte Murray at Washington 4/26 16, Jakob Poeltl at Chicago 3/17
Offensive Rebounds	11, Keldon Johnson at Cleveland 3/19 8, Jakob Poeltl at Charlotte 2/14 7, three times (Jakob Poeltl at BKN 5/12)
Defensive Rebounds	12, Dejounte Murray at Minnesota 1/9 11, five times (Dejounte Murray at WAS 4/26) 11, Dejounte Murray at Charlotte 2/14
Assists	14, DeMar DeRozan at Boston 4/30 13, DeMar DeRozan at Milwaukee 3/20 12, DeMar DeRozan at Denver 4/9
Blocks	5, Jakob Poeltl at New Orleans 4/24 5, Jakob Poeltl vs. Miami 4/21 4, 10 times (Jakob Poeltl at SAC 5/7)
Steals	8, Dejounte Murray vs. Golden State 2/8 5, Dejounte Murray vs. Houston 1/14 4, five times (Dejounte Murray at DAL 4/11)
FG's made	14, DeMar DeRozan vs. Atlanta 4/1 13, three times (DeMar DeRozan at DAL 4/11) 13, Lonnie Walker IV at Milwaukee 3/20
FG's attempted	27, DeMar DeRozan vs. Atlanta 4/1 25, three times (DeMar DeRozan vs. POR 4/16) 25, DeMar DeRozan at Dallas 4/11
FT's made	16, DeMar DeRozan at Boston 4/30 14, DeMar DeRozan at Memphis 12/23 13, three times (DeMar DeRozan at WAS 4/26)
FT's attempted	19, DeMar DeRozan at Boston 4/30 16, DeMar DeRozan vs. Dallas 1/22 15, two times (DeMar DeRozan vs. IND 4/3)
3-pt FG's made	8, Patty Mills at LA Clippers 1/5 7, Derrick White vs. Atlanta 4/1 6, three times (Patty Mills vs. MIL 5/10)
3-pt FG's attempted	13, Derrick White vs. Atlanta 4/1 13, Patty Mills at Minnesota 1/10 12, Patty Mills at LA Clippers 1/5
Minutes	46:53, DeMar DeRozan vs. Atlanta 4/1 44:33, Derrick White vs. Atlanta 4/1 43:49, DeMar DeRozan at Minnesota 1/9 43:39, Jakob Poeltl vs. Atlanta 4/1

OPPONENTS 2020-21 INDIVIDUAL REGULAR SEASON HIGHS	
CATEGORY	**SEASON-HIGH, PLAYER, DATE**
Points	60, Jayson Tatum at Boston 4/30 45, Bradley Beal at Washington 4/26 44, Ja Morant at Memphis 12/23
Points in a quarter	21 (4Q), Jayson Tatum at Boston 4/30 21 (3Q), Shai Gilgeous-Alexander at OKC 2/24 19 (1Q), Luka Doncic vs. Dallas 1/22
Points in a half	34 (2H), Ja Morant at Memphis 12/23 26 (2H), Jayson Tatum at Boston 4/30 25, (2H) Shai Gilgeous-Alexander at OKC 2/24
Rebounds	18, Christian Wood vs. Houston 1/16 17, Clint Capela vs. Atlanta 4/1 16, Rudy Gobert vs. Utah 1/3
Offensive Rebounds	8, Tristan Thompson at Boston 4/30 8, Zion Williamson vs. New Orleans 2/27 7, four times (Deandre Ayton at PHO 4/17)
Defensive Rebounds	14, Rudy Gobert vs. UTA 1/3 13, Christian Wood vs. Houston 1/14 13, Pascal Siakam vs. Toronto 12/26
Assists	15, Giannis Antetokounmpo at Milwaukee 3/20 15, James Harden vs. Brooklyn 3/1 14, three times (Russell Westbrook at WAS 4/26)
Blocks	7, Chris Boucher vs. Toronto 12/26 6, Rudy Gobert vs. Utah 1/3 5, three times (Goga Bitadze at IND 4/19)
Steals	5, Kawhi Leonard vs. LA Clippers 3/24 5, Zion Williamson at New Orleans 12/27 5, Lonzo Ball at New Orleans 12/27
FG's made	20, Jayson Tatum at Boston 4/30 20, Bradley Beal at Washington 4/26 18, Ja Morant at Memphis 12/23
FG's attempted	37, Jayson Tatum at Boston 4/30 37, Bradley Beal at Washington 4/26 29, two times (Terry Rozier at CHA 2/14)
FT's made	15, Jayson Tatum at Boston 4/30 12, Damian Lillard at Portland 1/18 11, Darius Garland at Cleveland 3/19
FT's attempted	17 Jayson Tatum at Boston 4/30 13, Zion Williamson at New Orleans 4/24 12, Damian Lillard at Portland 1/18
3-pt FG's made	7, Malik Beasley at Minnesota 1/9 6, 10 times (Seth Curry vs. PHI 5/2) 6, Lonzo Ball at New Orleans 4/24
3-pt FG's attempted	13, Immanuel Quickley vs. New York 3/2 12, six times (Buddy Hield at SAC 5/7) 12, Danny Green vs. Philadelphia 5/2
Minutes	45:20, Jayson Tatum at Boston 4/30 45:16, Bogdan Bogdanovic vs. Atlanta 4/1 44:26 Clint Capela vs. Atlanta 4/1 44:02, James Harden vs. Brooklyn 3/1

SPURS STARTING LINEUPS (Most recent in bold)

FORWARD	FORWARD	CENTER	GUARD	GUARD	GAME NUMBER	RECORD
DeRozan	Johnson	Aldridge	Walker IV	Murray	1-3, 7-9, 12-21	10-6
DeRozan	**Johnson**	**Poeltl**	**Walker IV**	**Murray**	**4-6, 22, 38, 66-70, 72**	**3-8**
Lyles	Johnson	Aldridge	Walker IV	Murray	10-11	1-1
DeRozan	Johnson	Poeltl	White	Murray	23-24, 26-27, 33, 37, 40-47, 49-54, 56-57, 59-60	12-12
DeRozan	Johnson	Poeltl	Vassell	Murray	25, 61-62, 64-65	0-5
Samanic	Lyles	Poeltl	Walker IV	Murray	28	0-1
DeRozan	Lyles	Poeltl	Walker IV	Murray	29-32	2-2
Lyles	Johnson	Poeltl	White	Murray	34-35	1-1
Walker IV	Johnson	Poeltl	White	Murray	36-37	2-0
DeRozan	Johnson	Poeltl	White	Walker	39	0-1
DeRozan	Johnson	Poeltl	White	Samanic	48	0-1
Johnson	Samanic	Eubanks	White	Murray	55	1-0
Johnson	Samanic	Poeltl	Walker IV	White	58	1-0
Johnson	Gay	Eubanks	Vassell	Jones	63	0-1
Johnson	Walker IV	Eubanks	Vassell	Mills	71	0-1

2020-21 TEAM HIGHS AND LOWS

SPURS REGULAR SEASON TEAM HIGHS AND LOWS 2020-21

CATEGORY	HIGH	LOW
Total Points	146 two times (vs. MIL 5/10)	85 vs. LA Clippers 3/25
Points in 1st quarter	45 vs. Milwaukee 5/10	16 vs. Orlando 3/12
Points in 2nd quarter	47 at Charlotte 2/14	16 at Utah 5/5
Points in first half	87 vs. Milwaukee 5/10	40 at Chicago 3/17
Points in 3rd quarter	38 vs. Indiana 4/3	13 vs. LA Clippers 3/25
Points in 4th quarter	39 at Chicago 3/17	14 at Detroit 3/15
Points in 2nd half	73 vs. Washington 1/24	30 vs. LA Clippers 3/25
Points in OT	13 at Washington 4/26	4 vs. Philadelphia 5/2
FG's made	56 vs. Milwaukee 5/10	31 vs. Miami 4/21
FG's attempted	110 vs. Atlanta 4/1	77 vs. Miami 4/21
FG %	59.6 vs. Milwaukee 5/10	37.2 two times (vs. GSW 2/9)
3-pt FG's made	20 at LA Clippers 1/5	4 four times (vs. PHO 5/15)
3-pt FG's attempted	42 vs. New York 3/2	17 at Washington 4/26
3-pt FG %	58.6 vs. Milwaukee 5/10	12.1 at Golden State 1/20
FT's made	31 at Boston 4/30	3 at Detroit 3/15
FT's attempted	38 at Boston 4/30	5 at Detroit 3/15
FT %	100.0 three times (at UTA 5/3)	57.1 at Minnesota 1/10
Rebounds	58 vs. Houston 1/16	32 at Philadelphia 3/14
Offensive rebounds	18 vs. Indiana 4/3	2 vs. LA Clippers 3/25
Defensive rebounds	48 at Indiana 4/19	22 at Philadelphia 3/14
Assists	36 vs. Toronto 12/26	16 vs. LA Clippers 3/25
Steals	14 at Charlotte 2/14	1 vs. Miami 4/21
Turnovers	21 at Detroit 3/15	4 at Oklahoma City 1/12
Blocked shots	10 two times (at PHI 3/14)	1 three times (at BOS 4/30)
Points in the paint	66 vs. Phoenix 5/16	28 vs. LA Lakers 1/1
2nd chance points	25 vs. Indiana 4/3	2 two times (vs. LAC 3/25)
Fast break points	26 at LA Clippers 1/21	0 vs. Indiana 4/3

OPPONENT REGULAR SEASON TEAM HIGHS AND LOWS 2020-21

CATEGORY	HIGH	LOW
Total Points	143 two times (at BOS 4/30)	77 vs. Orlando 3/12
Points in 1st quarter	41 vs. LA Clippers 3/24	16 three times (at BOS 4/30)
Points in 2nd quarter	36 vs. Memphis 2/1	10 vs. Orlando 3/12
Points in first half	69 vs. Memphis 2/1	37 at Orlando 4/12
Points in 3rd quarter	46 at Philadelphia 3/14	19 two times (vs. CHA 3/22)
Points in 4th quarter	44 at Cleveland 3/19	13 vs. Orlando 3/12
Points in 2nd half	80 at Boston 4/30	38 two times (vs. ORL 3/12)
Points in OT	16 vs. Brooklyn 3/1	6 vs. Philadelphia 5/2
FG's made	58 at Washington 4/26	29 vs. Orlando 3/12
FG's attempted	109 at Washington 4/26	77 vs. Detroit 4/22
FG %	60.8 at Brooklyn 5/12	32.7 at Indiana 4/19
3-pt FG's made	21 vs. Utah 1/3	5 two times (at ORL 4/12)
3-pt FG's attempted	44 at Oklahoma City 2/24	20 two times (at WAS 4/26)
3-pt FG %	54.2 vs. Atlanta 4/1	20.8 at New Orleans 12/27
FT's made	27 at Boston 4/30	4 vs. Phoenix 5/16
FT's attempted	36 at Boston 4/30	4 vs. Phoenix 5/16
FT %	100.0 two times (vs. PHO 5/16)	43.8 at Phoenix 4/17
Rebounds	63 at Portland 5/8	34 three times (vs. MIL 5/10)
Offensive rebounds	18 two times (at POR 5/8)	3 at Brooklyn 5/12
Defensive rebounds	48 vs. Utah 1/3	26 five times (vs. MIL 5/10)
Assists	37 vs. Memphis 2/1	15 four times (vs. DET 4/22)
Steals	12 at New Orleans 4/24	1 two times (at OKC 1/12)
Turnovers	22 vs. Houston 1/16	5 two times (vs. BKN 3/1)
Blocked shots	11 two times (vs. MEM 2/1)	1 five times (vs. PHO 5/15)
Points in the paint	86 at Washington 4/26	32 three times (at NYK 5/13)
2nd chance points	30 at Washington 4/26	3 at Sacramento 5/7
Fast break points	32 vs. Phoenix 5/15	0 at Minnesota 1/10

SEASON HIGHLIGHTS

SPURS WINNING HISTORY: Despite missing the postseason, San Antonio maintained a .618 (2194-1355) historical winning percentage, which is the best record in NBA history. The Spurs are followed by the Los Angeles Lakers in second (.595). The Spurs sustained success is supported by an all-time winning record against every team in the NBA.

ABA-NBA LEADER: San Antonio became the first team to reach 2,200 wins since the ABA-NBA merger in 1976. The Spurs 112-102 victory at Oklahoma City on 1/12 marked the 2,200th win in the franchise's NBA history.

COACH POP 1,300: Spurs head coach Gregg Popovich recorded his 1,300 career win on 3/31 vs. Sacramento (120-106), becoming the fastest coach to reach 1,300 win in NBA history by over four full season, 356 games. He posted his 1,250th victory on 11/7 vs. Oklahoma City (121-112). Popovich moved into third on the NBA's all-time wins list with the Spurs 154-147 win over Oklahoma City on 1/10/19 and was the fastest NBA coach to reach 1,200 career wins as well.

COACH POP POSITION: With San Antonio's, 111-86, win over the Phoenix Suns on 12/11/18, Spurs head coach Gregg Popovich collected his 1,211th win to pass Pat Riley for fourth place on the NBA all-time wins list. On 1/10/19 vs. Oklahoma City, the Spurs beat the Thunder, 154-147 (2OT), to move Popovich into third on the NBA's all-time list. He currently holds the most wins among all active NBA coaches.

Coach	All-Time Wins
1. Don Nelson	1,335
2. Lenny Wilkens	1,332
3. Gregg Popovich	**1,310**
4. Jerry Sloan	1,221
5. Pat Riley	1,210

25 STILL ALIVE: Spurs head coach Gregg Popovich is the only NBA coach in history to spend 25-plus years with one franchise. Popovich enters an elite group as one of only 8 coaches in the four major US sports history to have been with one team for 25 years (NBA, NFL, NHL, MLB).

YOUTH MOVEMENT: The Spurs had their youngest roster ever since Gregg Popovich became coach in 1996, with an average age of 25.5. The roster this season includes nine players under the age of 25 and 13-of-17 players under the age of 27. The next youngest teams: 2019-20 (26.3) and 2009-2010 (26.4)

ROAD WARRIORS: The Spurs clinched a winning road record this season with a 113-104 win at Sacramento on 5/7 and own the most seasons with a winning record on the road since 1997 with 21 seasons. Tied for second is the Thunder, Mavericks and Lakers with 12 then the Heat and Rockets at 10. The Spurs own a .528 road win-percentage with a 19-17 record this season. San Antonio's season-best road percentage is .732 after posting 30-11 records in 2016-17 and 2013-14, which also is tied for the 17th best mark in the league since 1985. From 2000-01 to 2020-21, San Antonio owns the most road wins in the NBA with 489 (No. 2 Dallas – 440; No. 3 Houston – 412).

BALL PROTECTORS: The Spurs averaged just 11.4 turnovers per game, setting a new franchise record for lowest team turnovers. The 11.4 turnover average also ranked second in the NBA in least amount of turnovers. San Antonio set a franchise record for games with 10 or less turnovers in a single season with 40, beating out the previous record of 34 during the 2008-09 season. The Silver and Black also ranked second in the league in opponent points off turnovers with 14.3.

BALANCED SCORING: This was the first season in Spurs history that EIGHT different players have averaged double-figures scoring. The Spurs had 13 different leading scorers this season which is tied for the second most leaders in franchise history. The franchise recorded for leading scorers is 15 different players set during the 2017-18 season.

NBA CARES COMMUNITY ASSIST AWARD: Patty Mills received the February NBA Cares Community Assist Award in recognition of his continued efforts to create opportunities that empower Indigenous young people and advance social justice in his native Australia. The award honors the standard set by NBA Legend David Robinson, who improved the community piece by piece. Mills is the first player born outside of the US to win the award since teammate Gorgui Dieng (Senegal) in 2019.

2021 RISING STAR: Keldon Johnson is the first Spurs player to be selected for the Rising Stars Challenge since Jonathon Simmons in 2017 and is the first player to be selected in his second season after appearing in less than 20 games as a rookie since Clint Capela in 2016.Johnson becomes the ninth player in San Antonio franchise history to be selected to the Rising Stars since the event's inception in 1994.

TRIPLE-DOUBLE DJ: Dejounte Murray recorded four triple-doubles on the season. Only three players in franchise history have recorded 4+ triple-doubles in single season: Johnny Moore (5) 1984-85; David Robinson (4) 1993-94; Dejounte Murray (4) 2020-21. He was the first Spur to have multiple triple-doubles in the same season since David Robinson in 1993-94 (4). Only five Spurs have recorded a triple double under Popovich since 1996: Tim Duncan, Tony Parker, Pau Gasol, DeMar DeRozan, Dejounte Murray.

20/5/5: DeMar DeRozan has recorded 53 games with 20+ points, 5+ rebounds and 5+ assists during his three seasons as a Spur. He has posted 18 of those games this year for the second most in a single season following his 2018-19 season (22). His 53 games are the sixth-most such games in Spurs franchise history: No. 1 Tim Duncan (147), No. 2. David Robinson (116), No. 3 Alvin Robertson (72), No. 4 George Gervin (68), No. 5 Tony Parker (66), No. 6 DeMar DeRozan (53).

DD PLAYMAKER: This season, DeMar DeRozan has recorded 14 games with 10+ assists after matching his career-high 14 on 4/30 and has totaled 21 such games with the Silver and Black after recording only three with Toronto from 2009-2018. DeRozan is the first Spur to record 14 such games in a single season since Tony Parker recorded 13 in 2011-12. His 24 games with 10-plus assists ranks No. 9 in Spurs history trailing Mike Gale (25) and Johnny Dawkins (28) next on the list.

1000+ CLUB: Keldon Johnson reached 1,000 career points on 5/13, becoming the fifth-fastest Spur to score 1,000 points following David Robinson, Tim Duncan, Walter Berry and Willie Anderson. At 21 years old, he is also the third youngest Spur to reach the threshold: Tony Parker and Mark Olberding.

Dejounte Murray recorded his first 1,000-point season on 5/10. The last point guard to score 1,000+ points in a season for the Spurs not named Tony Parker was Avery Johnson in 1995-96.

DeMar DeRozan has scored 1,000+ points this year for the 11th straight season, with his only exception coming from his rookie season when he scored 662 points. Only two other players in the NBA have scored over 1,000 points in every season since 2010: Russell Westbrook and LeBron James.

BIG BODY: Keldon Johnson scored 23 points and grabbed 21 rebounds, including 11 offensive boards on 3/19 in the Spurs 116-110 win at Cleveland. Johnson is the first Spur with a game of 20+ points and 20+ rebounds with 10+ offensive boards since Tim Duncan in 2010.

• There have only been 6 games (by 3 players) in NBA history where a player 6'5" or shorter has had 20+ points and 20+ rebounds. Johnson posts the 7th game and becomes the 4th player ever (Fat Lever (4), Russell Westbrook, Shai Gilgeous-Alexander) to accomplish the feat.

• He is the first Spurs to record 21 rebounds since Tim Duncan (12/2/13) and is the second-youngest Spurs to grab 21 boards (21 years, 159 days) since DeJuan Blair did so twice in 2010 (20 years, 266 days).

BLOCKOB: Jakob Poeltl ranks No. 13 in franchise history with 286 blocks and looks to jump No. 12 Kawhi Leonard (289) next on the list. He broke his single season-career high with 123 this year, becoming the 14th player in Spurs history to reach 100 blocks in a single season and the first Spur not named Tim Duncan with 120+ blocks since Rasho Nesterovich (2003-04).

RUDY 1,000: Rudy Gay played his 1,000th game on 4/30 and became 1 of 26 players in NBA history with 16,000 career points, 5,000 rebounds and 1,000 steals through 1,000 games.

PATTY JOINS 700 CLUB: Patty Mills has played over 700 total games for the Spurs, regular season and postseason combined. Only 10 players have 700 games with the franchise: Tim Duncan, Tony Parker, Manu Ginobili, David Robinson, George Gervin, Sean Elliott, Bruce Bowen, Matt Bonner, Avery Johnson. Mills played in his 600 regular-season game as a Spur at New Orleans on 12/27/20. The Spurs are the only franchise in the NBA to have 10 different players last 600 games with the team since the merger in 1976.

NBA ALL-TIME LEADER: Patty Mills is now the NBA's all-time leader in three-pointers made off the bench for one team after passing former teammate Manu Ginobili with his 930th three-pointer for the Silver and Black on 1/18. Ranks 72nd on the NBA All-Time three-pointers made list at 1,220, the most by an Australian in NBA history (No. 71 John Starks 1,222). Mills set a new career-high for three-pointers in a single season (161).

All-TIME VASSELL: Devin Vassell posted a streak of 11 games with 1+ steals and 0 turnovers, marking the longest streak all-time in NBA history. This season Vassell has tallied 43 steals for the seventh-most among Spurs rookies since 1990: No. 4 Tim Duncan (55), No. 5 DeJuan Blair (50), No. 6 George Hill (45), No. 7 Devin Vassell (44).

HISTORIC HALF: The Spurs set a new franchise record for most points in the first half by scoring 87 points against the Bucks on 5/10, beating out the previous mark of 84 points versus Denver in 1984. It also stands as the second-highest scoring of any half in franchise history and is only topped by the Spurs 91 points in the second half at Denver in 1984. The Spurs put up 45 points in the first quarter, the fourth-highest scoring first quarter in franchise history with the record being 47 vs. Denver in 1993. San Antonio matched the franchise record for most three-pointers made in any half with 12.

THREE-POINT RECORD: San Antonio tied its franchise record 20-made three pointers in their 116-113 win over the Clippers on 1/5. Patty Mills drained a career-high 8 threes which ties the second most made in a single game in Spurs history. The Spurs followed that up with 16 threes in a, 118-109, win over the Lakers on 1/7, marking the second time in franchise history that the Spurs recorded at least 15 threes in back-to-back contests. The Spurs drained 7 three-pointers in the first quarter against Dallas on 1/22, the second-most made in any quarter in franchise history.

STATISTICAL SNIPPETS:

- With 7 overtime games (second-most in franchise history), San Antonio tied with Denver and Phoenix for most minutes played this season – 17,480 – including 40 games in 68 nights to end the season.

- Spurs only had 821 turnovers as a team - #2 in the NBA behind only Portland (799). Fewest turnovers in Spurs history in a non-lockout season (more than 50 games).

- Gregg Popovich coached his 1,900th game on Jan. 9 – Passed Pat Riley for #8 at 1,905

- Gregg Popovich won his 1,300th game on March 27 vs. Chicago (fastest to 1,300 by 4 full seasons)

- DeMar DeRozan was 1 of 8 players in the NBA with 1,300+ points and 400+ assists. Only one player had a better field goal percentage than DeMar (.495): Nikola Jokic (.566).

- DeMar DeRozan scored 1,000+ points for the 11th straight season. Only two other players in the NBA have scored over 1,000 points in every season since 2010: Russell Westbrook and LeBron James.

- DeMar DeRozan had more games with 10+ assists this season than in his previous 11 seasons combined: First 11 seasons - 13 (820 games), this season - 14 (61 games).

- Dejounte Murray became the FIRST PLAYER IN SPURS HISTORY to average 15+ points, 7+ rebounds and 5+ assists in an entire season.

- Dejounte Murray became the third player in Spurs history to have 4 triple-doubles in one season: David Robinson - 1993-94, Johnny Moore - 1984-85, Dejounte Murray - 2020-21

- Lonnie Walker hit 100 three-pointers for the first time in his career.

- Rudy Gay played his 1,000th NBA game and had the most three-pointers in a season (106) since his sophomore year in 2007-08 (134).

- Jakob Poeltl ended #3 in NBA in Contested Shots (991) behind only Rudy Gobert (1051) and Brook Lopez (1186)

- Jakob Poeltl more double-doubles than rest of his career combined: 15 this season (69 games), 9 prior (279 games).

- Jakob Poeltl first Spur not named Tim Duncan with 120+ blocks since Rasho Nesterovich (2003-04).

- Patty Mills set a new career-high for three-pointers in a single season (161).

- Patty Mills is now tied for the most seasons with 100+ three-pointers (7 – Danny Green).

- Patty Mills became the seventh player in Spurs history to play 650 games for the franchise: Duncan, Parker, Ginobili, Robinson, Gervin, Elliott, MILLS.

- Derrick White 1 of 2 guards in the NBA to average 1.0+ blocks per game (Matisse Thybulle).

- Keldon Johnson became the first rookie/sophomore Spur to average 12+ points and 6+ rebounds since Tim Duncan in 1998-99.

- Devin Vassell is the first Spurs rookie to play in 85% or more of the team's games since Nando De Colo in 2012-13.

- Devin Vassell hit 52 three-pointers and had 43 steals this season… Only two other Spurs rookies in history have done that: Tony Parker & Manu Ginobili.

- Tre Jones appeared in 37 games, most by a second round pick point guard for the Spurs since Chris Whitney in 1993-94 (fourth most all-time).

NBA LEAGUE LEADERS

SCORING AVERAGE	G	FG	FT	PTS	AVG
Curry, G.S.	63	658	362	2015	32.0
Beal, Was.	60	670	408	1878	31.3
Lillard, Por.	67	602	449	1928	28.8
Embiid, Phi.	51	461	471	1451	28.5
G. Antetokounmpo, Mil.	61	626	398	1717	28.1
Doncic, Dal.	66	647	344	1830	27.7
LaVine, Chi.	58	569	253	1591	27.4
Williamson, N.O.	61	634	369	1647	27.0
Irving, Bkn.	54	549	201	1451	26.9
Tatum, Bos.	64	605	295	1692	26.4
Mitchell, Utah	53	478	267	1401	26.4
Jokic, Den.	72	732	342	1898	26.4
Booker, Pho.	67	623	340	1712	25.6
Young, Atl.	63	487	484	1594	25.3
Fox, Sac.	58	529	300	1461	25.2
Leonard, LA-C	52	465	261	1292	24.8
Brown, Bos.	58	538	191	1430	24.7
Sexton, Cle.	60	525	312	1460	24.3
Randle, N.Y.	71	602	348	1712	24.1
Ingram, N.O.	61	513	281	1450	23.8

REBOUNDS PER GAME	G	OFF	DEF	TOT	AVG
Capela, Atl.	63	297	606	903	14.3
Gobert, Utah	71	240	720	960	13.5
Valanciunas, Mem.	62	253	523	776	12.5
Sabonis, Ind.	62	150	592	742	12.0
Vucevic, Orl.-Chi.	70	146	671	817	11.7
Westbrook, Was.	65	109	641	750	11.5
Kanter, Por.	72	284	511	795	11.0
G. Antetokounmpo, Mil	61	97	574	671	11.0
Jokic, Den.	72	205	575	780	10.8
Embiid, Phi.	51	113	426	539	10.6
Ayton, Pho.	69	228	499	727	10.5
Randle, N.Y.	71	84	640	724	10.2
Allen, Bkn.-Cle.	63	196	435	631	10.0
Plumlee, Det.	56	145	374	519	9.3
Adebayo, Mia.	64	142	431	573	9.0
Adams, N.O.	58	213	301	514	8.9
Howard, Phi.	69	190	390	580	8.4
Holmes, Sac.	61	144	360	504	8.3
Carter, Chi.-Orl.	54	132	311	443	8.2
Thompson, Bos.	54	169	270	439	8.1

ASSISTS PER GAME	G	AST	AVG
Westbrook, Was.	65	763	11.7
Young, Atl.	63	594	9.4
Paul, Pho.	70	622	8.9
Green, G.S.	63	558	8.9
Doncic, Dal.	66	567	8.6
Jokic, Den.	72	599	8.3
Lillard, Por.	67	505	7.5
Morant, Mem.	63	465	7.4
Fox, Sac.	58	417	7.2
Butler, Mia.	52	369	7.1
DeRozan, S.A.	61	422	6.9
Simmons, Phi.	58	401	6.9
Sabonis, Ind.	62	415	6.7
McConnell, Ind.	69	456	6.6
Rubio, Min.	68	433	6.4
VanVleet, Tor.	52	328	6.3
Ball, Cha.	51	313	6.1
Garland, Cle.	54	329	6.1
Holiday, Mil.	59	357	6.1
Randle, N.Y.	71	427	6.0

FIELD GOAL PCT.	FG	FGA	PCT
Gobert, Utah	391	579	.675
Holmes, Sac.	366	575	.637
Lopez, Was.	269	425	.633
Ayton, Pho.	430	687	.626
Harrell, LA-L	375	603	.622
Allen, Bkn.-Cle.	298	482	.618
Poeltl, S.A.	265	430	.616
Williamson, N.O.	634	1037	.611
Kanter, Por.	339	561	.604
Capela, Atl.	413	695	.594

3-PT FIELD GOAL PCT.	3FG	3GA	PCT
Harris, Bkn.	211	444	.475
Morris, LA-C	140	296	.473
Portis, Mil.	74	157	.471
Forbes, Mil.	154	341	.452
Ingles, Utah	183	406	.451
Curry, Phi.	126	280	.450
Durant, Bkn.	85	189	.450
Kennard, LA-C	100	224	.446
Porter, Den.	170	382	.445
Payne, Pho.	73	166	.440

FREE THROW PCT.	FT	FTA	PCT
Paul, Pho.	169	181	.934
Lillard, Por.	449	484	.928
Gallinari, Atl.	161	174	.925
Irving, Bkn.	201	218	.922
Curry, G.S.	362	395	.916
White, Chi.	128	142	.901
Walker, Bos.	134	149	.899
Middleton, Mil.	212	236	.898
Clarkson, Utah	129	144	.896
Harris, Phi.	182	204	.892

STEALS PER GAME	G	STL	AVG
Butler, Mia.	52	108	2.08
McConnell, Ind.	69	128	1.86
VanVleet, Tor.	52	87	1.67
Green, G.S.	63	105	1.67
Holiday, Mil.	59	96	1.63
Thybulle, Phi.	65	105	1.62
Simmons, Phi.	58	93	1.60
Wright, Det.-Sac.	63	101	1.60
Ball, Cha.	51	81	1.59
Leonard, LA-C	52	81	1.56

BLOCKS PER GAME	G	BLK	AVG
Gobert, Utah	71	190	2.68
Noel, N.Y.	64	141	2.20
Capela, Atl.	63	129	2.05
Boucher, Tor.	60	111	1.85
Poeltl, S.A.	69	123	1.78
R. Williams, Bos.	52	91	1.75
Holmes, Sac.	61	96	1.57
B. Lopez, Mil.	70	103	1.47
Allen, Bkn.-Cle.	63	90	1.43
Gafford, Chi.-Was.	54	75	1.39

MINUTES PER GAME	G	MIN	AVG
Randle, N.Y.	71	2667	37.6
VanVleet, Tor.	52	1899	36.5
Westbrook, Was.	65	2369	36.4
Barnes, Sac.	58	2102	36.2
Sabonis, Ind.	62	2232	36.0
Siakam, Tor.	56	2006	35.8
Lillard, Por.	67	2398	35.8
Beal, Was.	60	2147	35.8
Tatum, Bos.	64	2290	35.8
Sexton, Cle.	60	2115	35.3

NBA ROOKIE LEAGUE LEADERS

SCORING AVERAGE	G	FG	FT	PTS	AVG
Edwards, Min.	72	505	211	1392	19.3
Ball, Cha.	51	293	125	803	15.7
Haliburton, Sac.	58	292	48	753	13.0
Anthony, Orl.	47	219	109	605	12.9
Bey, Det.	70	279	124	857	12.2
Wiseman, G.S.	39	191	54	448	11.5
Quickley, N.Y.	64	229	155	731	11.4
Tate, Hou.	70	316	102	794	11.3
Maledon, OKC.	65	226	101	658	10.1
Okoro, Cle.	67	235	114	646	9.6
Martin, Hou.	45	162	60	419	9.3
Williams, Chi.	71	255	91	655	9.2
Bane, Mem.	68	234	40	625	9.2
Pokusevski, OKC.	45	139	31	367	8.2
Maxey, Phi.	61	198	61	488	8.0
Stewart, Det.	68	226	64	537	7.9
Okeke, Orl.	45	135	30	349	7.8
Pritchard, Bos.	66	184	40	510	7.7
Marshall, N.O.	32	82	53	246	7.7
Flynn, Tor.	47	127	45	353	7.5

REBOUNDS PER GAME	G	OFF	DEF	TOT	AVG
Stewart, Det.	68	159	294	453	6.7
Ball, Cha.	51	63	239	302	5.9
Wiseman, G.S.	39	55	171	226	5.8
Martin, Hou.	45	73	169	242	5.4
Tate, Hou.	70	132	242	374	5.3
Avdija, Was.	54	22	240	262	4.9
Pokusevski, OKC.	45	30	182	212	4.7
Anthony, Orl.	47	38	183	221	4.7
Edwards, Min.	72	59	277	336	4.7
Marshall, N.O.	32	15	133	148	4.6
Williams, Chi.	71	66	261	327	4.6
Bey, Det.	70	43	275	318	4.5
Tillman, Mem.	59	74	182	256	4.3
Okeke, Orl.	45	42	139	181	4.0
McDaniels, Min.	63	52	180	232	3.7
Hampton, Den.-Orl.	51	29	150	179	3.5
Windler, Cle.	31	20	87	107	3.5
Achiuwa, Mia.	61	73	135	208	3.4
Okongwu, Atl.	50	62	101	163	3.3
Maledon, OKC.	65	25	186	211	3.2

ASSISTS PER GAME	G	AST	AVG
Ball, Cha.	51	313	6.1
Haliburton, Sac.	58	309	5.3
Hayes, Det.	26	138	5.3
Anthony, Orl.	47	192	4.1
Lee, Det.	48	174	3.6
Campazzo, Den.	65	232	3.6
Maledon, OKC.	65	227	3.5
Edwards, Min.	72	211	2.9
Flynn, Tor.	47	137	2.9
Marshall, N.O.	32	88	2.8
Tate, Hou.	70	178	2.5
Mannion, G.S.	30	70	2.3
Lewis, N.O.	54	124	2.3
Okeke, Orl.	45	101	2.2
Pokusevski, OKC.	45	97	2.2
Quickley, N.Y.	64	127	2.0
Maxey, Phi.	61	120	2.0
Okoro, Cle.	67	128	1.9
Pritchard, Bos.	66	120	1.8
Bane, Mem.	68	118	1.7

FIELD GOAL PCT.	FG	FGA	PCT
Tillman, Mem.	167	299	.559
Stewart, Det.	226	409	.553
Wiseman, G.S.	191	368	.519
Martin, Hou.	162	318	.509
Tate, Hou.	316	625	.506
Williams, Chi.	255	528	.483
Haliburton, Sac.	292	619	.472
Bane, Mem.	234	499	.469
Maxey, Phi.	198	429	.462
McDaniels, Min.	164	367	.447

3-PT FIELD GOAL PCT.	3FG	3GA	PCT
Bane, Mem.	117	271	.432
Pritchard, Bos.	102	248	.411
Haliburton, Sac.	121	296	.409
Williams, Chi.	54	138	.391
Quickley, N.Y.	118	303	.389
Brooks, Hou.	60	157	.382
Bey, Det.	175	460	.380
Nesmith, Bos.	40	108	.370
Joe, Phi.	39	106	.368
McDaniels, Min.	72	198	.364

FREE THROW PCT.	FT	FTA	PCT
Quickley, N.Y.	155	174	.891
Campazzo, Den.	80	91	.879
Maxey, Phi.	61	70	.871
Bey, Det.	124	147	.844
Anthony, Orl.	109	131	.832
Edwards, Min.	211	272	.776
Ball, Cha.	125	165	.758
Maledon, OKC.	101	135	.748
Williams, Chi.	91	125	.728
Okoro, Cle.	114	157	.726

STEALS PER GAME	G	STL	AVG
Ball, Cha.	51	81	1.59
Haliburton, Sac.	58	77	1.33
Campazzo, Den.	65	79	1.22
Tate, Hou.	70	85	1.21
Edwards, Min.	72	82	1.14
Okeke, Orl.	45	48	1.07
Hayes, Det.	26	27	1.04
Okoro, Cle.	67	62	0.93
Williams, Chi.	71	64	0.90
Maledon, OKC.	65	56	0.86

BLOCKS PER GAME	G	BLK	AVG
Stewart, Det.	68	86	1.26
McDaniels, Min.	63	60	0.95
Pokusevski, OKC.	45	42	0.93
Wiseman, G.S.	39	36	0.92
Martin, Hou.	45	41	0.91
Okongwu, Atl.	50	33	0.66
Williams, Chi.	71	46	0.65
Tillman, Mem.	59	33	0.56
Tate, Hou.	70	36	0.51
2 tied			0.50

MINUTES PER GAME	G	MIN	AVG
Okoro, Cle.	67	2173	32.4
Edwards, Min.	72	2314	32.1
Haliburton, Sac.	58	1746	30.1
Tate, Hou.	70	2043	29.2
Ball, Cha.	51	1469	28.8
Williams, Chi.	71	1983	27.9
Maledon, OKC.	65	1778	27.4
Bey, Det.	70	1909	27.3
Anthony, Orl.	47	1273	27.1
Hayes, Det.	26	670	25.8

TEAM STATISTICS

		FIELD GOALS			3-PT. F.G.'S			FREE THROWS			--- REBOUNDS ----			---------- MISCELLANEOUS ----------						
TEAM	G	MADE	ATT	PCT	MADE	ATT	PCT	MADE	ATT	PCT	OFF	DEF	TOT	AST	PF	DQ	STL	TO	BLK	PTS
Atl.	72	40.79	87.24	.468	12.43	33.36	.373	19.68	24.24	.812	10.56	35.07	45.63	24.13	19.33	0.03	6.99	13.24	4.75	113.7
Bos.	72	41.46	88.90	.466	13.60	36.36	.374	16.11	20.78	.775	10.63	33.63	44.25	23.46	20.43	0.04	7.72	14.06	5.32	112.6
Bkn.	72	43.14	87.35	.494	14.17	36.11	.392	18.13	22.54	.804	8.89	35.54	44.43	26.79	19.04	0.08	6.72	13.54	5.26	118.6
Cha.	72	39.93	87.83	.455	13.68	37.03	.369	15.92	20.90	.761	10.58	33.18	43.76	26.85	18.01	0.01	7.85	14.85	4.78	109.5
Chi.	72	42.15	88.61	.476	12.56	33.97	.370	13.82	17.47	.791	9.63	35.33	44.96	26.76	18.92	0.04	6.69	15.13	4.22	110.7
Clev.	72	38.58	85.76	.450	10.00	29.74	.336	16.67	22.42	.743	10.43	32.32	42.75	23.83	18.17	0.10	7.76	15.47	4.51	103.8
Dall.	72	41.08	87.32	.470	13.81	38.11	.362	16.47	21.17	.778	9.13	34.21	43.33	22.88	19.39	0.11	6.25	12.07	4.32	112.4
Den.	72	43.25	89.19	.485	12.88	34.19	.377	15.68	19.53	.803	10.53	33.92	44.44	26.85	19.08	0.07	8.08	13.50	4.49	115.1
Det.	72	38.65	85.58	.452	11.56	32.92	.351	17.75	23.38	.759	9.64	33.07	42.71	24.21	20.51	0.22	7.38	14.93	5.15	106.6
G.S.	72	41.29	88.15	.468	14.56	38.74	.376	16.57	21.11	.785	7.97	35.06	43.03	27.65	21.19	0.08	8.15	15.00	4.75	113.7
Hou.	72	39.25	88.50	.444	13.78	40.60	.339	16.51	22.31	.740	9.32	33.28	42.60	23.60	19.54	0.14	7.58	14.72	5.01	108.8
Ind.	72	43.26	91.21	.474	12.35	33.96	.364	16.43	20.74	.792	9.00	33.67	42.67	27.40	20.18	0.21	8.49	13.54	6.39	115.3
LA-C	72	41.79	86.69	.482	14.26	34.69	.411	16.17	19.26	.839	9.42	34.74	44.15	24.39	19.21	0.06	7.07	13.19	4.10	114.0
LA-L	72	40.63	86.07	.472	11.06	31.22	.354	17.24	23.32	.739	9.65	34.58	44.24	24.65	19.13	0.04	7.81	15.21	5.36	109.5
Mem.	72	42.85	91.78	.467	11.15	31.36	.356	16.44	21.33	.771	11.15	35.32	46.47	26.92	18.74	0.18	9.10	13.29	5.06	113.3
Miami	72	39.22	83.74	.468	12.94	36.19	.358	16.68	21.11	.790	8.04	33.46	41.50	26.32	18.93	0.11	7.90	14.07	3.97	108.1
Milw.	72	44.74	91.81	.487	14.42	37.07	.389	16.24	21.38	.760	10.29	37.83	48.13	25.47	17.28	0.06	8.13	13.82	4.64	120.1
Minn.	72	40.72	90.92	.448	13.11	37.58	.349	17.57	23.08	.761	10.51	33.00	43.51	25.64	20.93	0.15	8.78	14.26	5.53	112.1
N.O.	72	42.50	89.06	.477	10.58	30.42	.348	19.01	26.08	.729	11.74	35.67	47.40	26.00	17.99	0.08	7.57	14.61	4.38	114.6
N.Y.	72	39.43	86.46	.456	11.76	30.04	.392	16.40	20.92	.784	9.67	35.47	45.14	21.40	20.46	0.14	7.04	12.94	5.07	107.0
OKC.	72	38.82	88.03	.441	11.90	35.13	.339	15.46	21.33	.725	9.93	35.67	45.60	22.06	18.13	0.10	7.00	16.14	4.39	105.0
Orl.	72	38.25	89.21	.429	10.89	31.78	.343	16.61	21.43	.775	10.38	35.07	45.44	21.82	17.18	0.06	6.89	12.83	4.42	104.0
Phil.	72	41.40	86.90	.476	11.26	30.13	.374	19.57	25.50	.767	10.03	35.03	45.06	23.69	20.22	0.07	9.10	14.44	6.21	113.6
Phoe.	72	43.31	88.29	.490	13.06	34.58	.378	15.61	18.71	.834	8.75	34.19	42.94	26.93	19.08	0.07	7.18	12.53	4.33	115.3
Port.	72	41.29	91.08	.453	15.72	40.82	.385	17.81	21.64	.823	10.64	33.90	44.54	21.26	18.92	0.04	6.89	11.10	5.04	116.1
Sac.	72	42.60	88.64	.481	12.14	33.33	.364	16.40	22.01	.745	9.36	32.04	41.40	25.50	19.44	0.13	7.54	13.38	4.97	113.7
S.A.	72	41.86	90.53	.462	9.94	28.42	.350	17.42	22.00	.792	9.29	34.57	43.86	24.43	17.96	0.04	7.01	11.40	5.08	111.1
Tor.	72	39.71	88.65	.448	14.46	39.32	.368	17.39	21.33	.815	9.44	32.14	41.58	24.10	21.19	0.17	8.58	13.22	5.39	111.3
Utah	72	41.26	88.11	.468	16.74	43.03	.389	17.15	21.47	.799	10.63	37.63	48.25	23.65	18.54	0.04	6.58	14.21	5.15	116.4
Wash.	72	43.17	90.93	.475	10.18	29.00	.351	20.13	26.17	.769	9.68	35.51	45.19	25.49	21.60	0.13	7.33	14.40	4.13	116.6

OPPONENT STATISTICS

		FIELD GOALS			3-PT. F.G.'S			FREE THROWS			--- REBOUNDS ----			---------- MISCELLANEOUS ----------						
TEAM	G	MADE	ATT	PCT	MADE	ATT	PCT	MADE	ATT	PCT	OFF	DEF	TOT	AST	PF	DQ	STL	TO	BLK	PTS
Atl.	72	41.26	89.14	.463	11.92	34.17	.349	16.93	21.10	.803	9.99	32.67	42.65	24.36	19.75	0.11	7.74	12.31	5.04	111.4
Bos.	72	39.93	85.99	.464	12.85	34.35	.374	18.46	23.50	.785	9.40	33.08	42.49	24.06	19.29	0.07	7.38	14.10	4.64	111.2
Bkn.	72	41.90	91.29	.459	13.21	36.21	.365	17.06	22.00	.775	10.46	32.61	43.07	24.01	18.90	0.08	7.64	12.61	4.58	114.1
Cha.	72	41.28	88.14	.468	14.47	39.54	.366	14.36	19.26	.745	10.64	34.54	45.18	27.10	18.61	0.07	8.08	14.75	4.82	111.4
Chi.	72	41.43	87.68	.473	11.51	32.33	.356	17.19	22.22	.774	8.67	33.47	42.14	24.13	17.74	0.07	8.53	12.74	5.06	111.6
Clev.	72	42.00	86.74	.484	12.40	32.42	.383	15.88	20.39	.779	9.89	33.85	43.74	25.39	20.15	0.04	8.51	14.35	5.90	112.3
Dall.	72	40.07	87.07	.460	12.85	35.24	.365	17.19	22.51	.764	9.78	34.17	43.94	22.65	20.08	0.10	7.32	12.61	3.67	110.2
Den.	72	40.04	85.40	.469	12.97	35.69	.363	17.07	22.07	.773	9.06	32.14	41.19	25.89	19.15	0.08	7.50	14.08	4.51	110.1
Det.	72	41.39	86.94	.476	11.35	31.39	.362	16.96	22.32	.760	9.96	34.38	44.33	24.79	20.40	0.14	8.03	13.94	5.82	111.1
G.S.	72	40.24	89.00	.452	12.38	34.46	.359	19.81	25.47	.778	10.68	36.60	47.28	23.76	19.53	0.14	7.88	15.04	4.33	112.7
Hou.	72	42.71	89.04	.480	13.42	35.17	.382	17.86	22.81	.783	9.90	37.68	47.58	25.76	19.28	0.08	8.49	14.65	5.25	116.7
Ind.	72	42.72	91.33	.468	11.50	31.46	.366	18.40	23.54	.782	11.29	35.49	46.78	26.07	18.14	0.07	7.43	14.81	5.28	115.3
LA-C	72	40.10	86.43	.464	11.57	32.51	.356	16.07	20.68	.777	9.15	32.04	41.19	22.92	18.10	0.03	7.08	12.85	4.22	107.8
LA-L	72	39.75	86.40	.460	11.36	32.24	.352	15.89	20.49	.776	8.81	33.22	42.03	24.67	21.25	0.14	8.24	15.21	4.54	106.8
Mem.	72	41.01	88.71	.462	12.86	35.08	.367	17.38	22.06	.788	9.78	34.93	44.71	25.38	18.31	0.10	7.67	14.83	5.24	112.3
Miami	72	39.10	85.24	.459	14.26	39.08	.365	15.58	19.93	.782	9.50	33.39	42.89	25.79	19.64	0.15	7.51	15.07	3.99	108.0
Milw.	72	42.39	92.89	.456	14.83	38.58	.384	14.63	18.75	.780	9.63	33.82	43.44	25.06	18.33	0.06	7.04	13.15	4.83	114.2
Minn.	72	43.03	89.25	.482	13.13	33.50	.392	18.50	23.54	.786	9.97	35.82	45.79	26.83	19.89	0.10	7.64	15.31	5.53	117.7
N.O.	72	41.89	89.32	.469	14.49	38.13	.380	16.63	21.06	.790	8.94	32.86	41.81	25.92	21.31	0.22	7.71	13.35	5.92	114.9
N.Y.	72	37.92	86.24	.440	12.00	35.63	.337	16.89	22.19	.761	9.65	34.42	44.07	23.56	17.86	0.11	6.56	12.75	5.43	104.7
OKC.	72	43.38	91.71	.473	13.58	37.33	.364	15.31	19.81	.773	10.13	36.99	47.11	25.78	18.56	0.04	8.99	13.08	5.25	115.6
Orl.	72	42.21	89.67	.471	13.71	36.79	.373	15.18	19.31	.786	9.78	37.58	47.36	26.03	18.64	0.04	7.61	12.74	5.33	113.3
Phil.	72	39.38	86.93	.453	11.90	33.03	.360	17.40	22.78	.764	9.75	33.17	42.92	23.53	20.96	0.13	7.24	15.58	4.65	108.1
Phoe.	72	40.50	86.78	.467	11.61	32.76	.354	16.85	21.67	.778	9.36	33.35	42.71	22.94	17.97	0.08	6.92	13.63	3.58	109.5
Port.	72	41.76	88.26	.473	12.89	34.64	.372	17.90	22.75	.787	9.86	35.53	45.39	24.92	19.08	0.08	6.11	12.39	4.63	114.3
Sac.	72	43.60	89.42	.488	12.40	32.63	.380	17.82	22.65	.787	10.65	34.57	45.22	25.32	18.72	0.04	7.57	13.72	4.67	117.4
S.A.	72	42.43	89.85	.472	12.29	32.64	.377	15.67	20.68	.758	10.17	37.24	47.40	24.78	18.58	0.06	6.31	13.18	5.13	112.8
Tor.	72	39.01	84.71	.461	13.90	36.68	.379	19.81	24.79	.799	10.00	35.86	45.86	26.00	19.51	0.11	6.63	16.13	5.58	111.7
Utah	72	40.88	91.40	.447	10.88	31.85	.341	14.54	18.94	.768	9.81	32.81	42.61	22.28	18.96	0.08	7.69	11.49	3.92	107.2
Wash.	72	43.10	91.58	.471	12.44	33.68	.369	19.83	25.39	.781	10.25	35.83	46.08	24.47	22.03	0.17	8.15	14.67	4.83	118.5
ONE TEAM		41.21	88.42	.466	12.70	34.64	.367	16.97	21.82	.778	9.83	34.47	44.30	24.80	19.29	0.09	7.57	13.84	4.87	112.1
BOTH TEAMS		82.43	176.84	.466	25.40	69.28	.367	33.94	43.64	.778	19.66	68.94	88.60	49.61	38.58	0.19	15.14	27.67	9.74	224.2

TEAM RANKINGS

DRT LBN	ATL	BOS	BKN	CHA	CHI	CLE	DAL	DEN	DET	GS	HOU	IND	LAC	LAL	MEM	MIA	MIL	MIN	NO	NY	OKC	ORL	PHI	PHO	POR	SAC	SA	TOR	UTA	WAS
Points/game	13	16	2	23	21	30	17	8	27	12	24	6	10	22	15	25	1	18	9	26	28	29	14	7	5	11	20	19	4	3
FG pct.	17	19	1	22	9	25	13	4	24	14	28	11	5	12	18	15	3	27	7	21	29	30	8	2	23	6	20	26	16	10
FT pct.	5	16	6	21	11	26	15	7	24	13	27	9	1	28	18	12	23	22	29	14	30	17	20	2	3	25	10	4	8	19
3-pt FG pct.	12	10	2	14	13	30	18	8	22	9	28	17	1	21	20	19	5	25	26	3	29	27	11	7	6	16	24	15	4	23
Off. Reb./gm	7	4t	27	6	19	10	25	8	18	30	23	26	21	17	2	29	12	9	1	16	14	11	13	28	3	22	24	20	4t	15
Def. Reb./gm	10t	22	5	25	8	28	17	19	26	12	24	21	14	15	9	23	1	27	3t	7	3t	10t	13	18	20	30	16	29	2	6
Rebounds/game	5	15	14	19	11	24	21	13	25	22	27	26	17	16	4	29	2	20	3	9	6	7	10	23	12	30	18	28	1	8
Assists/game	19	25	7	5t	8	21	26	5t	18	1	24	2	17	15	4	9	14	11	10	29	27	28	22	3	30	12	16	20	23	13
Steals/game	24	13	27	10	28	12	30	8	17	6	14	5	20	11	1t	9	7	3	15	21	23	25t	1t	19	25t	16	22	4	29	18
Turnovers/gm	9	16	13t	24	27	29	3	12	25	26	23	13t	7	28	10	17	15	19	22	6	30	5	21	4	1	11	2	8	18	20
Blocks/gm	17t	6	7	16	27	20	26	21	8t	17t	14	1	29	5	12	30	19	3	24	11	23	22	2	25	13	15	10	4	8t	28
Pers.Fouls/gm	18	24	13	5	10t	7	19	14t	26	28t	21	22	17	16	9	12	2	27	4	25	6	1	23	14t	10t	20	3	28t	8	30
DQ/game	2	3t	15t	1	3t	18t	20t	12t	30	15t	24t	29	9t	3t	28	20t	9t	26	15t	24t	18t	9t	12t	12t	3t	22t	3t	27	3t	22t

SPURS HISTORY

FRANCHISE WON-LOST BY YEAR

Year	Team	Home W-L	Away W-L	Overall	Finish In Division	Playoffs
67–68	Dallas (ABA)	29-10	17-22	46-32	Second	D. Houston 3-0, L. New Orleans 1-4
68–69	Dallas (ABA)	25-14	16-23	41-37	Fourth	L. New Orleans 3-4
69–70	Dallas (ABA)	26-15	19-24	45-39	Second	L. LA Lakers 2-4
70–71	Texas (ABA)	17-24	13-30	30-54	Fifth	L. Utah 0-4
71–72	Dallas (ABA)	27-17	15-25	42-42	Third	L. Utah 0-4
72–73	Dallas (ABA)	21-21	7-35	28-56	Fifth	None
73–74	San Antonio (ABA)	27-15	18-24	45-39	Third	L. Indiana 3-4
74–75	San Antonio (ABA)	32-10	19-23	51-33	Second	L. Indiana 2-4
75–76	San Antonio (ABA)	30-12	20-22	50-34	Third	L. New York 3-4
76–77	San Antonio	31-10	13-28	44-38	Third	L. Boston 0-2
77–78	San Antonio	32-9	20-21	52-30	First	L. Washington 2-4
78–79	San Antonio	29-12	19-22	48-34	First	D. Philadelphia 4-3, L. Washington 3-4
79–80	San Antonio	27-14	14-27	41-41	Second	L. Houston 1-2
80–81	San Antonio	34-7	18-23	52-30	First	L. Houston 3-4
81–82	San Antonio	29-12	19-22	48-34	First	D. Seattle 4-1, L. LA Lakers 0-4
82–83	San Antonio	31-10	22-19	53-29	First	D. Denver 4-1, L. LA Lakers 2-4
83–84	San Antonio	28-13	9-32	37-45	Fifth	None
84–85	San Antonio	30-11	11-30	41-41	Fourth	L. Denver 2-3
85–86	San Antonio	21-20	14-27	35-47	Sixth	L. LA Lakers 0-3
86–87	San Antonio	21-20	7-34	28-54	Sixth	None
87–88	San Antonio	23-18	8-33	31-51	Fifth	L. LA Lakers 0-3
88–89	San Antonio	18-23	3-38	21-61	Fifth	None
89–90	San Antonio	34-7	22-19	56-26	First	D. Denver 3-0, L. Portland 3-4
90–91	San Antonio	33-8	22-19	55-27	First	L. Golden St. 1-3
91–92	San Antonio	31-10	16-25	47-35	Second	L. Phoenix 0-3
92–93	San Antonio	31-10	18-23	49-33	Second	D. Portland 3-1, L. Phoenix 2-4
93–94	San Antonio	32-9	23-18	55-27	Second	L. Utah 1-3
94–95	San Antonio	33-8	29-12	62-20	First	D. Denver 3-0, D. LA Lakers 4-2 L. Houston 2-4
95–96	San Antonio	33-8	26-15	59-23	First	D. Phoenix 3-1, L. Utah 2-4
96–97	San Antonio	12-29	8-33	20-62	Sixth	None
97–98	San Antonio	31-10	25-16	56-26	Second	D. Phoenix 3-1, L. Utah 1-4
98–99	San Antonio	21-4	16-9	37-13	First	D. Minnesota 3-1, D. LA Lakers 4-0 D. Portland 4-0, D. New York 4-1
99–00	San Antonio	31-10	22-19	53-29	Second	L. Phoenix 1-3
00–01	San Antonio	33-8	25-16	58-24	First	D. Minnesota 3-1, D. Dallas 4-1 L. LA Lakers 0-4
01–02	San Antonio	32-9	26-15	58-24	First	D. Seattle 3-2 L. LA Lakers 1-4
02–03	San Antonio	33-8	27-14	60-22	First	D. Phoenix 4-2, D. LA Lakers 4-2 D. Dallas 4-2, D. New Jersey 4-2
03–04	San Antonio	33-8	24-17	57-25	Second	D. Memphis 4-0, L. LA Lakers 2-4
04–05	San Antonio	38-3	21-20	59-23	First	D. Denver 4-1, D. Seattle 4-2 D. Phoenix 4-1, D. Detroit 4-3
05–06	San Antonio	34-7	29-12	63-19	First	D. Sacramento 4-2, L. Dallas 3-4
06–07	San Antonio	31–10	27-14	58-24	Second	D. Denver 4-1, D. Phoenix 4-2 D. Utah 4-1, D. Cleveland 4-0
07–08	San Antonio	34-7	22-19	56-26	Second	D. Phoenix 4-1, D. New Orleans 4-3 L. LA Lakers 1-4
08–09	San Antonio	28-13	26-15	54-28	First	L. Dallas 1-4
09–10	San Antonio	29-12	21-20	50-32	Second	D. Dallas 4-2, L. Phoenix 0-4
10–11	San Antonio	36-5	25-16	61-21	First	L. Memphis 2-4
11-12	San Antonio	28-5	22-11	50-16	First	D. Utah 4-0, D. L.A. Clippers 4-0, L. Oklahoma City 2-4
12-13	San Antonio	35-6	23-18	58-24	First	D. L.A. Lakers 4-0, D. Golden Sate 4-2, D. Memphis 4-0, L. Miami 3-4
13-14	San Antonio	32-9	30-11	62-20	First	D. Dallas 4-3, D. Portland 4-1, D. Oklahoma City 4-2 D. Miami 4-1
14-15	San Antonio	33-8	22-19	55-27	Third	L. Los Angeles Clippers, 3-4
15-16	San Antonio	40-1	27-14	67-15	First	D. Memphis 4-0, L. Oklahoma City 2-4
16-17	San Antonio	31-10	30-11	61-21	Second	D. Memphis 4-2, D. Houston 4-2, L. Golden Sate 0-4
17-18	San Antonio	33-8	14-27	47-35	Third	L. Golden State 1-4
18-19	San Antonio	32-9	16-25	48-34	Second	L. Denver 3-4
19-20	San Antonio	19-15	13-24	32-39	Fourth	None
20-21	San Antonio	14-22	19-17	33-39	Third	None
TOTALS		1568-613	1037-1147	2605-1760		239-213
San Antonio Totals		1423-512	950-988	2373-1500		230-193
NBA Totals		1334-485	893-919	2227-1394		222-181

ALL-TIME SPURS ATTENDANCE

YEARLY ATTENDANCE - REGULAR SEASON

YEAR	LEAGUE	CITY	GAMES	HIGH	TOTAL	AVG.
73–74	ABA	San Antonio	42	11,240	258,434	6,153
74–75	ABA	San Antonio	42	11,146	329,844	7,853
75–76	ABA	San Antonio	42	11,717	336,083	8,002
76–77	NBA	San Antonio	41	12,594	376,136	9,174
77–78	NBA	San Antonio	41	11.489	373,707	9,115
78–79	NBA	San Antonio	41	15,764	489,207	11,932
79–80	NBA	San Antonio	41	15,812	468,657	11,431
80–81	NBA	San Antonio	41	16,114	440,553	10,745
81–82	NBA	San Antonio	41	14,973	434,243	10,591
82–83	NBA	San Antonio	41	15,782	397,489	9,743
83–84	NBA	San Antonio	41	13,972	375,900	9,168
84–85	NBA	San Antonio	41	15,180	364,398	8,888
85–86	NBA	San Antonio	41	15,786	336,407	8,205
86–87	NBA	San Antonio	41	15,786	328,368	8,009
87–88	NBA	San Antonio	41	15,786	346,960	8,462
88–89	NBA	San Antonio	41	15,861	459,514	11,208
89–90	NBA	San Antonio	41	15,910	603,660	14,723
90–91	NBA	San Antonio	41	15,908	651,965	15,902
91–92	NBA	San Antonio	41	16,057	658,337	16,057
92–93	NBA	San Antonio	41	16,057	658,337	16,057
93–94	NBA	San Antonio	41	36,523	904,167	22,053
94–95	NBA	San Antonio	41	35,888	920,413	22,449
95–96	NBA	San Antonio	41	35,888	811,422	19,791
96–97	NBA	San Antonio	41	37,058	706,641	17,235
97–98	NBA	San Antonio	41	37,492	783,455	19,109
98–99	NBA	San Antonio	25	35,122	527,357	21,094
99–00	NBA	San Antonio	41	35,217	889,444	21,694
00–01	NBA	San Antonio	41	35,944	913,175*	22,273*
01–02	NBA	San Antonio	41	35,052	906,390*	22,107*
02–03	NBA	San Antonio	41	18,797	735,970	17,950
03–04	NBA	San Antonio	41	18,797	739,706	18,042
04–05	NBA	San Antonio	41	18,797	750,970	18,316
05–06	NBA	San Antonio	41	18,797	770,677	18,797
06–07	NBA	San Antonio	41	18,797	764,823	18,654
07–08	NBA	San Antonio	41	18,797	761,149	18,565
08–09	NBA	San Antonio	41	18,797	749,048	18,269
09–10	NBA	San Antonio	41	18,581	741,676	18,090
10–11	NBA	San Antonio	41	18,581	750,879	18,314
11-12	NBA	San Antonio	33	18,581	607,095	18,397
12-13	NBA	San Antonio	41	18,581	755,522	18,427
13-14	NBA	San Antonio	41	18,581	736,789	17,970
14-15	NBA	San Antonio	41	19,615	762,855	18,606
15-16	NBA	San Antonio	41	18,418	756,445	18,449
16-17	NBA	San Antonio	41	18,615	755,178	18,419
17-18	NBA	San Antonio	41	18,935	754,571	18,404
18-19	NBA	San Antonio	41	18,756	750,616	18,308
19-20	NBA	San Antonio	34	18,610	550,515	18,350
20-21	NBA	San Antonio	29	4,848	31,631	2,433
Totals *Led NBA			**1,883**	**42,340**	**28,566,989**	**17,809**

SAN ANTONIO SPURS ALL-TIME COACHES

Coach	Years	W	L	Percentage
Gregg Popovich	1996–Present	1,310	653	.667
Doug Moe	1976–1980	177	135	.567
Stan Albeck	1980–1983	153	93	.622
Larry Brown	1988–1992	153	131	.537
Bob Bass	1974–1976; 1980; 1984; 1992	144	108	.569
Bob Hill	1994–1996	124	58	.681
John Lucas	1992–1994	94	49	.657
Cotton Fitzsimmons	1984–1986	76	88	.463
Tom Nissalke	1973–1974	62	49	.559
Bob Weiss	1986–1988	59	105	.360
Morris McHone	1983	11	20	.355
Jerry Tarkanian	1992	9	11	.450
Rex Hughes	1992	1	0	1.000
TOTALS		**2340**	**1461**	**.616**

(NBA SEASONS ONLY)

GAMES
1,392 – Tim Duncan
1,198 – Tony Parker
1,057 – Manu Ginobili
987 – David Robinson
709 – George Gervin
669 – Sean Elliott
665 – Patty Mills
644 – Avery Johnson
632 – Matt Bonner
630 - Bruce Bowen

POINTS
26,496 – Tim Duncan
20,790 – David Robinson
19,383 – George Gervin
18,943 – Tony Parker
14,043 – Manu Ginobili
9,799 – Mike Mitchell
9,659 – Sean Elliott
7,325 – LaMarcus Aldridge
6,733 – Larry Kenon
6,654 – Kawhi Leonard

FG MADE
10,285 – Tim Duncan
7,564 – Tony Parker
7,526 – George Gervin
7,365 – David Robinson
4,584 – Manu Ginobili
4,152 – Mike Mitchell
3,492 – Sean Elliott
2,913 – LaMarcus Aldridge
2,799 – Larry Kenon
2,700 – Avery Johnson

FG ATTEMPTED
20,334 – Tim Duncan
15,367 – Tony Parker
14,647 – George Gervin
14,221 – David Robinson
10,262 – Manu Ginobili
8,429 – Mike Mitchell
7,499 – Sean Elliott
5,801 – LaMarcus Aldridge
5,678 – Larry Kenon
5,544 – Avery Johnson

FG PCT. (500 MADE)
.620 – Artis Gilmore (2,208-3,562)
.560 - Tiago Splitter (978-1,746)
.553 – Will Perdue (606-1,096)
.548 – Walter Berry (941-1,718)
.544 – Gene Banks (1,529-2,811)
.528 – DeJuan Blair (836-1,582)
.524 – Frank Brickowski (983-1,876)
.518 – David Robinson (7,365-14,221)
.514 – George Gervin (7,526-14,647)
.511 – Antoine Carr (816-1,597)

3-PT FG MADE
1,495 – Manu Ginobili
1,171 – Patty Mills
959 – Danny Green
661 – Bruce Bowen
656 – Matt Bonner
563 – Sean Elliott
529 – Kawhi Leonard
506 – Tony Parker
490 – Michael Finley
457 – Chuck Person

3-PT FG ATTEMPTED
4,055 – Manu Ginobili
3,011 – Patty Mills
2,421 – Danny Green
1,632 – Bruce Bowen
1,588 – Matt Bonner
1,552 – Tony Parker
1,485 – Sean Elliott
1,370 – Kawhi Leonard
1,282 – Michael Finley
1,184 – Chuck Person

3-PT FG PCT. (100 MADE)
.444 – Pau Gasol (104-234)
.426 – Terry Porter (236-554)
.426 – Steve Smith (155-364)
.425 – Danny Ferry (134-315)
.419 – Hedo Turkoglu (101-241)
.413 – Matt Bonner (656-1,588)
.405 – Bruce Bowen (661-1,632)
.404 – Brent Barry (356-881)
.404 – Davis Bertans (308-763)
.400 - Bryn Forbes (430-1,075)

FT MADE
6,035 – David Robinson
5,896 – Tim Duncan
4,258 – George Gervin
3,380 – Manu Ginobili
3,309 – Tony Parker
2,112 – Sean Elliott
1,711 – Artis Gilmore
1,480 – Mike Mitchell
1,466 – Mark Olberding
1,351 – LaMarcus Aldridge

FT ATTEMPTED
8,468 – Tim Duncan
8,201 – David Robinson
5,061 – George Gervin
4,401 – Tony Parker
4,089 – Manu Ginobili
2,643 – Sean Elliott
2,370 – Artis Gilmore
1,888 – Mike Mitchell
1,815 – Mark Olberding
1,612 – LaMarcus Aldridge

FT PCT. (400 MADE)
.867 – Patty Mills (611-705)
.861 – Johnny Dawkins (451-524)
.850 – James Silas (1,194-1,404)
.846 – Kawhi Leonard (1,267-1,497)
.841 – George Gervin (4,258-5,061)
.838 – LaMarcus Aldridge (1,351-1,612)
.828 – Vinny Del Negro (733-885)
.827 – Manu Ginobili (3,380-4,089)
.827 – Mike Gale (431-521)
.826 – Larry Kenon (1,134-1,373)

REBOUNDS
15,091 – Tim Duncan
10,497 – David Robinson
3,697 – Manu Ginobili
3,671 – Artis Gilmore
3,392 – George Gervin
3,313 – Tony Parker
3,217 – Larry Kenon
3,020 – LaMarcus Aldridge
2,941 – Sean Elliott
2,683 – Mike Mitchell

SPURS ALL-TIME REGULAR SEASON LEADERS

(NBA SEASONS ONLY)

ASSISTS
6,829 – Tony Parker
4,474 – Avery Johnson
4,225 – Tim Duncan
4,001 – Manu Ginobili
3,865 – Johnny Moore
2,441 – David Robinson
2,094 – Alvin Robertson
2,070 – George Gervin
1,874 – Willie Anderson
1,700 – Sean Elliott

PERSONAL FOULS
3,304 – Tim Duncan
2,835 – David Robinson
2,212 – Manu Ginobili
2,121 – George Gervin
2,006 – Tony Parker
1,628 – Mark Olberding
1,452 – Sean Elliott
1,336 – Alvin Robertson
1,325 – Johnny Moore
1,318 – Bruce Bowen

DISQUALIFICATIONS
36 – George Gervin
29 – David Robinson
27 – Mark Olberding
25 – Frank Brickowski
19 – Willie Anderson
19 – Coby Dietrick
17 – Alvin Robertson
17 – Artis Gilmore
17 – Mike Mitchell
17 – Tim Duncan

STEALS
1,392 – Manu Ginobili
1,388 – David Robinson
1,128 – Alvin Robertson
1,032 – Tony Parker
1,025 – Tim Duncan
1,017 – Johnny Moore
892 – George Gervin
723 – Kawhi Leonard
712 – Avery Johnson
680 – Mike Gale

TURNOVERS
3,380 – Tim Duncan
2,790 – Tony Parker
2,417 – David Robinson
2,116 – Manu Ginobili
1,976 – George Gervin
1,262 – Avery Johnson
1,199 – Sean Elliott
1,160 – Johnny Moore
1,148 – Alvin Robertson
1,008 – Artis Gilmore

BLOCKED SHOTS
3,020 – Tim Duncan
2,954 – David Robinson
700 – Artis Gilmore
647 – George Gervin
543 – Billy Paultz
512 – George Johnson
471 – LaMarcus Aldridge
450 – Danny Green
370 – Rasho Nesterovic
319 – Manu Ginobili

SPURS CAREER AVERAGE LEADERS

(PLAYERS WITH A MINIMUM OF 150 GAMES WITH SPURS)

POINTS	
1. George Gervin	27.3
2. Larry Kenon	21.2
3. David Robinson	21.1
4. Mike Mitchell	20.1
5. LaMarcus Aldridge	19.5

ASSISTS	
1. Johnny Moore	7.4
2. Avery Johnson	6.9
3. Tony Parker	5.7
4. Johnny Dawkins	5.6
5. Alvin Robertson	5.4

REBOUNDS	
1. Tim Duncan	10.8
2. David Robinson	10.6
3. Larry Kenon	10.1
4. Artis Gilmore	9.7
5. LaMarcus Aldridge	8.0

BLOCKS	
1. George Johnson	3.26
2. David Robinson	2.99
3. Tim Duncan	2.17
4. Billy Paultz	2.11
5. Artis Gilmore	1.84

SPURS LEADERS BY YEAR

(NBA SEASONS ONLY)

SCORING		GP	PTS.	AVG.
76–77	George Gervin	82	1895	23.1
77–78	George Gervin	82	2232	27.2
78–79	George Gervin	80	2365	29.6
79–80	George Gervin	78	2585	33.1
80–81	George Gervin	82	2221	27.1
81–82	George Gervin	79	2551	32.3
82–83	George Gervin	78	2043	26.2
83–84	George Gervin	76	1967	25.9
84–85	Mike Mitchell	82	1824	22.2
85–86	Mike Mitchell	82	1921	23.4
86–87	Alvin Robertson	81	1435	17.7
87–88	Alvin Robertson	82	1610	19.6
88–89	Willie Anderson	81	1508	18.6
89–90	David Robinson	81	1993	24.3
90–91	David Robinson	82	2101	25.6
91–92	David Robinson	68	1578	23.2
92–93	David Robinson	82	1916	23.4
93–94	David Robinson	80	2383	29.8
94–95	David Robinson	81	2238	27.6
95–96	David Robinson	82	2051	25.0
96–97	Dominique Wilkins	63	1145	18.2
97–98	David Robinson	73	1574	21.6
98–99	Tim Duncan	50	1084	21.7
99–00	Tim Duncan	74	1716	23.2
00–01	Tim Duncan	82	1820	22.2
01–02	Tim Duncan	82	2089	25.5
02–03	Tim Duncan	81	1884	23.3
03–04	Tim Duncan	69	1538	22.3
04–05	Tim Duncan	66	1342	20.3
05–06	Tony Parker	80	1510	18.9
06–07	Tim Duncan	80	1599	20.0
07–08	Manu Ginobili	74	1442	19.5
08–09	Tony Parker	72	1581	22.0
09–10	Tim Duncan	78	1395	17.9
10–11	Tony Parker	78	1368	17.5
11–12	Tony Parker	60	1095	18.3
12–13	Tony Parker	66	1341	20.3
13–14	Tony Parker	68	1134	16.7
14–15	Kawhi Leonard	64	1057	16.5
15–16	Kawhi Leonard	72	1523	21.2
16-17	Kawhi Leonard	74	1888	25.5
17–18	LaMarcus Aldridge	75	1735	23.1
18-19	LaMarcus Aldridge	81	1727	21.3
19-20	DeMar DeRozan	68	1504	22.1
20-21	DeMar DeRozan	61	1316	21.6

REBOUNDING		GP	REB	AVG.
76–77	Larry Kenon	78	879	11.3
77–78	Larry Kenon	81	773	9.5
78–79	Larry Kenon	81	790	9.8
79–80	Larry Kenon	78	775	9.9
80–81	Dave Corzine	82	636	7.8
81–82	Dave Corzine	82	629	7.7
82–83	Artis Gilmore	82	984	12.0
83–84	Artis Gilmore	64	662	10.3
84–85	Artis Gilmore	81	846	10.4
85–86	Artis Gilmore	71	600	8.5
86–87	David Greenwood	79	783	9.9
87–88	Frank Brickowski	70	483	6.9
88–89	Greg Anderson	82	676	8.2
89–90	David Robinson	82	983	12.0
90–91	David Robinson	82	1063	13.0
91–92	David Robinson	68	829	12.2
92–93	David Robinson	82	956	11.7
93–94	Dennis Rodman	79	1367	17.3
94–95	Dennis Rodman	49	823	16.8
95–96	David Robinson	82	1000	12.2
96–97	Will Perdue	65	638	9.8
97–98	Tim Duncan	82	977	11.9
98–99	Tim Duncan	50	571	11.4
99–00	Tim Duncan	74	918	12.4
00–01	Tim Duncan	82	997	12.2
01–02	Tim Duncan	82	1042	12.7
02–03	Tim Duncan	81	1043	12.9
03–04	Tim Duncan	69	859	12.4
04–05	Tim Duncan	66	732	11.1
05–06	Tim Duncan	80	881	11.0
06–07	Tim Duncan	80	846	10.6
07–08	Tim Duncan	78	881	11.3
08–09	Tim Duncan	75	800	10.7
09–10	Tim Duncan	78	788	10.1
10–11	Tim Duncan	76	678	8.9
11–12	Tim Duncan	58	520	9.0
12–13	Tim Duncan	69	686	9.9
13–14	Tim Duncan	74	721	9.7
14–15	Tim Duncan	77	704	9.1
15-16	LaMarcus Aldridge	74	632	8.5
16-17	LaMarcus Aldridge	72	523	7.3
17–18	LaMarcus Aldridge	75	635	8.5
18-19	LaMarcus Aldridge	81	744	9.2
19-20	LaMarcus Aldridge	53	392	7.4
20-21	Jakob Poeltl	69	547	7.9

ASSISTS		GP	AST	AVG.
76–77	Mike Gale	82	473	5.8
77–78	Mike Gale	70	376	5.4
78–79	Mike Gale	82	374	4.6
79–80	James Silas	77	347	4.5
80–81	Johnny Moore	82	373	4.5
81–82	Johnny Moore	79	762	9.6
82–83	Johnny Moore	77	753	9.8
83–84	John Lucas	63	673	10.7
84–85	Johnny Moore	82	816	10.0
85–86	Johnny Moore	28	252	9.0
86–87	Alvin Robertson	81	421	5.2
87–88	Johnny Dawkins	65	480	7.4
88–89	Johnny Dawkins	32	224	7.0

ASSISTS		GP	AST	AVG.
89–90	Rod Strickland	31	249	8.0
90–91	Rod Strickland	58	463	8.0
91–92	Rod Strickland	57	491	8.6
92–93	Avery Johnson	75	561	7.5
93–94	David Robinson	80	381	4.8
94–95	Avery Johnson	82	670	8.2
95–96	Avery Johnson	82	789	9.6
96–97	Avery Johnson	76	513	6.8
97–98	Avery Johnson	75	591	7.9
98–99	Avery Johnson	50	369	7.4
99–00	Avery Johnson	82	491	6.0
00–01	Avery Johnson	55	237	4.3
01–02	Tony Parker	77	334	4.3
02–03	Tony Parker	82	432	5.3
03–04	Tony Parker	75	411	5.5
04–05	Tony Parker	80	491	6.1
05–06	Tony Parker	80	460	5.8
06–07	Tony Parker	77	420	5.5
07–08	Tony Parker	69	411	6.0
08–09	Tony Parker	72	496	6.9
09–10	Manu Ginobili	75	370	4.9
10–11	Tony Parker	78	513	6.6
11–12	Tony Parker	60	463	7.7
12–13	Tony Parker	66	499	7.6
13–14	Tony Parker	68	388	5.7
14–15	Tony Parker	68	335	4.9
15-16	Tony Parker	72	379	5.3
16-17	Tony Parker	63	285	4.5
17–18	Tony Parker	55	195	3.5
18–19	DeMar DeRozan	77	475	6.2
19-20	DeMar DeRozan	68	379	5.6
20-21	DeMar DeRozan	61	422	6.9

FG PERCENTAGE (Min. 250 Attempts)		FGM-FGA	PCT.
76–77	George Gervin	726-1335	.548
77–78	George Gervin	864-1611	.536
78–79	George Gervin	947-1749	.541
79–80	Paul Griffin	173-313	.553
80–81	Kevin Restani	192-369	.520
81–82	Mike Mitchell	524-973	.539
82–83	Artis Gilmore	556-888	.626
83–84	Artis Gilmore	351-556	.631
84–85	Artis Gilmore	532-854	.623
85–86	Steve Johnson	362-573	.632
86–87	Artis Gilmore	346-520	.597
87–88	Walter Berry	540-960	.563
88–89	Frank Brickowski	337-654	.515
89–90	David Robinson	690-1300	.531
90–91	David Robinson	754-1366	.552
91–92	David Robinson	592-1074	.551
92–93	Antoine Carr	379-705	.538
93–94	David Robinson	840-1658	.507
94–95	David Robinson	788-1487	.530
95–96	Will Perdue	173-331	.523
96–97	Will Perdue	233-410	.568
97–98	Tim Duncan	706-1287	.549
98–99	David Robinson	268-527	.509
99–00	David Robinson	528-1031	.512
00–01	Tim Duncan	702-1406	.499
01–02	Tim Duncan	764-1504	.508
02–03	Tim Duncan	714-1392	.513
03–04	Tim Duncan	592-1181	.501
04–05	Tim Duncan	517-1042	.496
05–06	Tony Parker	623-1136	.548
06–07	Fabricio Oberto	158-281	.562
07–08	Fabricio Oberto	180-296	.608
08–09	Tony Parker	639–1263	.506
09–10	DeJuan Blair	275-495	.556
10–11	Tony Parker	555-1069	.519
11–12	Tiago Splitter	212-343	.618
12–13	Tiago Splitter	315-563	.560
13–14	Tiago Splitter	181-346	.523
14–15	Tiago Splitter	169-303	.558
15-16	David West	244-448	.545
16-17	Dewayne Dedmon	161-259	.622
17–18	LaMarcus Aldridge	687–1347	.510
18–19	Jakob Poeltl	187–290	.645
19-20	Jakob Poeltl	166-266	.624
20-21	Jakob Poeltl	265-430	.616

3–PT. FG PERCENTAGE (Min. 75 Attempts)		FGM–FGA	PCT.
79–80	George Gervin	32–102	.314
80–81	George Gervin	9–35	.257
81–82	Mike Bratz	46–138	.333
82-83	Mike Dunleavy	37-194	.345
83-84	Johnny Moore	28-87	.322
84-85	Johnny Moore	25-89	.281
85–86	Jon Sundvold	21–60	.350
86–87	Jon Sundvold	50–149	.336
87-88	Leon Wood	43-108	.398
88–89	Vernon Maxwell	32–129	.248
89–90	Terry Cummings	19–59	.322
90-91	Sean Elliott	20-64	.313
91–92	Sean Elliott	25–82	.305
92–93	Dale Ellis	119–297	.401
93–94	Dale Ellis	131–332	.395
94–95	Sean Elliott	136–333	.408
95–96	Sean Elliott	161–392	.411
96–97	Cory Alexander	94–252	.373
97-98	Jaren Jacksom	112-297	.377
98–99	Mario Elie	40–107	.374
99–00	Terry Porter	90–207	.435
00–01	Danny Ferry	70–156	.449
01–02	Steve Smith	116–246	.472
02–03	Bruce Bowen	101–229	.441
03–04	Hedo Turkoglu	101–241	.419
04–05	Beno Udrih	58–142	.408

(NBA SEASONS ONLY)

3–PT. FG PERCENTAGE (Min. 75 Attempts)

		FGM–FGA	PCT.
05–06	Bruce Bowen	104–245	.424
06–07	Brent Barry	128–287	.446
07–08	Brent Barry	48–112	.429
08–09	Matt Bonner	118–268	.440
09–10	George Hill	75–188	.399
10–11	Matt Bonner	105–230	.457
11–12	Danny Green	102-234	.436
12–13	Danny Green	177-413	.429
13–14	Patty Mills	309-666	.425
14–15	Tony Parker	38-89	.427
15-16	Kawhi Leonard	129-291	.443
16-17	Pau Gasol	56-104	.538
17-18	Bryn Forbes	89-228	.390
18-19	Davis Bertans	145-338	.429
19-20	Lonnie Walker IV	41-101	.406
20-21	Rudy Gay	106-278	.381

FT PERCENTAGE (Min. 100 Attempts)

		FTM–FTA	PCT.
76–77	George Gervin	443–532	.833
77–78	Larry Kenon	276–323	.854
78–79	Larry Kenon	295–349	.845
79–80	James Silas	339–382	.887
80–81	James Silas	374–440	.850
81–82	George Gervin	555–642	.864
82–83	George Gervin	517–606	.853
83–84	George Gervin	427–507	.842
84–85	George Gervin	324–384	.844
85–86	Wes Matthews	173–211	.820
86–87	Mike Mitchell	92–112	.821
87–88	Johnny Dawkins	198–221	.896
88–89	Johnny Dawkins	100–112	.893
89–90	Sean Elliott	187–216	.827
90–91	Paul Pressey	110–133	.848
91–92	Sean Elliott	285–331	.861
92–93	Vinny Del Negro	101–117	.863
93–94	Willie Anderson	145–171	.848
94–95	Sean Elliott	326–404	.807
95–96	Vinny Del Negro	178–214	.832
96–97	Vinny Del Negro	112–129	.868
97–98	Jaren Jackson	94–118	.797
98–99	Mario Elie	103–119	.866
99–00	Mario Elie	126–149	.846
00–01	Derek Anderson	342–402	.851
01–02	Steve Smith	159–181	.878
02–03	Steve Smith	95–114	.833
03–04	Malik Rose	183–225	.813
04–05	Brent Barry	113–135	.837
05–06	Michael Finley	98–115	.852
06–07	Brent Barry	103-117	.880
07–08	Manu Ginobili	380–442	.860
08–09	Roger Mason, Jr.	105–118	.890
09–10	Manu Ginobili	309–355	.870
10–11	Manu Ginobili	357–410	.871
11–12	Manu Ginobili	88-101	.871
12–13	Gary Neal	64-74	.865
13–14	Manu Ginobili	160-188	.851
14–15	Danny Green	111-127	.874
15-16	Kawhi Leonard	292-334	.874
16-17	Kawhi Leonard	469-533	.880
17-18	Patty Mills	105-118	.890
18-19	Marco Belinelli	112-124	.903
19-20	Rudy Gay	120-136	.882

STEALS

		GP	STL	AVG.
76–77	Mike Gale	82	191	2.33
77–78	Mike Gale	70	159	2.27
78–79	Larry Kenon	81	154	1.90
79–80	Mike Gale	67	123	1.84
80–81	Johnny Moore	82	120	1.46
81–82	Johnny Moore	79	163	2.06
82–83	Johnny Moore	77	194	2.52
83–84	Johnny Moore	59	123	2.08
84–85	Johnny Moore	82	229	2.79
85–86	Alvin Robertson	82	301	3.67
86–87	Alvin Robertson	81	260	3.21
87–88	Alvin Robertson	82	243	2.96
88–89	Alvin Robertson	65	197	3.03
89–90	David Robinson	82	138	1.68
90–91	Rod Strickland	58	117	2.02
91–92	David Robinson	68	158	2.32
92–93	David Robinson	82	127	1.55
93–94	David Robinson	80	139	1.74
94–95	David Robinson	81	134	1.65
95–96	Avery Johnson	82	119	1.45
96–97	Avery Johnson	75	96	1.26
97–98	Avery Johnson	75	84	1.12
98–99	David Robinson	49	69	1.41
99–00	David Robinson	80	97	1.21
00–01	Derek Anderson	82	120	1.46
01–02	Tony Parker	77	89	1.16
02–03	Stephen Jackson	80	125	1.56
03–04	Manu Ginobili	77	136	1.77
04–05	Manu Ginobili	74	119	1.61
05–06	Manu Ginobili	65	101	1.55
06–07	Manu Ginobili	75	109	1.45
07–08	Manu Ginobili	74	109	1.47
08–09	Manu Ginobili	44	64	1.45
09–10	Manu Ginobili	75	103	1.37
10–11	Manu Ginobili	80	123	1.54
11–12	Kawhi Leonard	64	85	1.33
12–13	Kawhi Leonard	58	97	1.67
13–14	Kawhi Leonard	66	114	1.73
14–15	Kawhi Leonard	64	148	2.31
15-16	Kawhi Leonard	72	128	1.78
16–17	Kawhi Leonard	74	133	1.80
17–18	Kyle Anderson	58	115	1.55
18-19	DeMar DeRozan	77	86	1.12
19-20	Dejounte Murray	66	111	1.68
20-21	Dejounte Murray	67	101	1.51

MINUTES PLAYED

		GP	MIN	AVG.
76–77	Larry Kenon	78	2936	37.6
77–78	Larry Kenon	81	2869	35.4
78–79	Larry Kenon	81	2947	36.5
79–80	George Gervin	78	2934	37.6
80–81	George Gervin	82	2764	33.7
81–82	George Gervin	79	2817	35.7
82–83	George Gervin	78	2835	36.3
83–84	Mike Mitchell	79	2853	36.1
84–85	Mike Mitchell	82	2853	34.8
85–86	Mike Mitchell	82	2970	36.2
86–87	Alvin Robertson	81	2697	33.3
87–88	Alvin Robertson	82	2978	36.3
88–89	Alvin Robertson	65	2287	35.5
89–90	David Robinson	82	3002	36.6
90–91	David Robinson	82	3095	37.7
91–92	Sean Elliott	82	3120	38.1
92–93	David Robinson	82	3211	39.2
93–94	David Robinson	80	3241	40.5
94–95	David Robinson	81	3074	38.0
95–96	Avery Johnson	82	3084	37.6
96–97	Avery Johnson	75	2472	32.5
97–98	Tim Duncan	82	3204	39.1
98–99	Tim Duncan	50	1963	39.3
99–00	Tim Duncan	74	2875	38.9
00–01	Tim Duncan	82	3174	38.7
01–02	Tim Duncan	82	3329	40.6
02–03	Tim Duncan	81	3181	39.3
03–04	Tim Duncan	69	2527	36.6
04–05	Tony Parker	80	2735	34.2
05–06	Tim Duncan	80	2784	34.8
06–07	Tim Duncan	80	2726	34.1
07–08	Tim Duncan	78	2651	34.0
08–09	Tony Parker	72	2456	34.1
09–10	Richard Jefferson	81	2520	31.1
10–11	Tony Parker	78	2528	32.4
11–12	Tony Parker	60	1923	32.0
12–13	Tony Parker	66	2174	32.9
13–14	Tim Duncan	68	1997	29.3
14–15	Kawhi Leonard	64	2,033	31.8
15-16	Kawhi Leonard	72	2,380	33.0
16-17	Kawhi Leonard	74	2,475	33.4
17-18	LaMarcus Aldridge	75	2,509	33.4
18-19	DeMar DeRozan	77	2,688	34.9
19-20	DeMar DeRozan	68	2,316	34.1
20-21	Dejounte Murray	67	2139	31.9

BLOCKED SHOTS

		GP	BLK	AVG.
76–77	Billy Paultz	82	173	2.11
77–78	Billy Paultz	80	194	2.43
78–79	Billy Paultz	79	125	1.58
79–80	George Gervin	78	79	1.01
80–81	George Johnson	82	278	3.39
81–82	George Johnson	75	234	3.12
82–83	Artis Gilmore	82	194	2.37
83–84	Artis Gilmore	64	132	2.06
84–85	Artis Gilmore	81	173	2.14
85–86	Artis Gilmore	71	108	1.52
86–87	Artis Gilmore	82	95	1.16
87–88	Greg Anderson	82	122	1.49
88–89	Greg Anderson	82	103	1.26
89–90	David Robinson	82	319	3.89
90–91	David Robinson	82	320	3.90
91–92	David Robinson	68	305	4.50
92–93	David Robinson	82	264	3.20
93–94	David Robinson	80	265	3.31
94–95	David Robinson	81	262	3.23
95–96	David Robinson	82	271	3.30
96–97	Will Perdue	65	102	1.57
97–98	David Robinson	73	192	2.63
98–99	Tim Duncan	50	126	2.52
99–00	David Robinson	80	183	2.29
00–01	David Robinson	80	197	2.46
01–02	Tim Duncan	82	203	2.48
02–03	Tim Duncan	81	237	2.93
03–04	Tim Duncan	69	185	2.68
04–05	Tim Duncan	66	174	2.64
05–06	Tim Duncan	80	162	2.03
06–07	Tim Duncan	80	190	2.38
07–08	Tim Duncan	78	152	1.95
08–09	Tim Duncan	75	126	1.68
09–10	Tim Duncan	78	117	1.50
10–11	Tim Duncan	76	146	1.92
11–12	Tim Duncan	58	88	1.52
12–13	Tim Duncan	69	183	2.65
13–14	Tim Duncan	74	139	1.88
14–15	Tim Duncan	77	151	1.96
15-16	Tim Duncan	61	78	1.28
16-17	LaMarcus Aldridge	72	88	1.22
17-18	LaMarcus Aldridge	75	90	1.20
18-19	LaMarcus Aldridge	81	107	1.32
19-20	LaMarcus Aldridge	53	87	1.64
20-21	Jakob Poeltl	69	123	1.78

(NBA SEASONS ONLY)

SPURS

POINTS

David Robinson	71	at LA Clippers	04/24/94
George Gervin	63	at New Orleans	04/09/78
LaMarcus Aldridge	56	vs. OKC	01/10/19
George Gervin	55	at Indiana	01/23/80
Tony Parker	55	at Minnesota	11/05/08
Tim Duncan	53	vs. Dallas	12/26/01
George Gervin	53	vs. Denver	01/08/80
George Gervin	52	vs. San Diego	01/11/79
Terry Cummings	52	vs. Charlotte	01/31/90
David Robinson	52	vs. Charlotte	01/16/93
Larry Kenon	51	vs. Detroit	03/30/80
George Gervin	50	vs. Milwaukee	03/06/82
David Robinson	50	at Minnesota	02/21/94

REBOUNDS

Dennis Rodman	32	vs. Dallas	01/22/94
Dennis Rodman	30	at Houston	02/21/95
Dennis Rodman	29	vs. Minnesota	11/09/93
Dennis Rodman	28	at Charlotte	12/01/93
Tim Duncan	27	vs. Atlanta	01/27/10
Dennis Rodman	27	at Seattle	02/07/95
Dennis Rodman	27	vs. Houston	03/05/95
Tim Duncan	26	at Indiana	02/17/10
Dennis Rodman	26	vs. Miami	02/19/94
Tim Duncan	25	at Miami	02/01/03
Dennis Rodman	25	at Phoenix	11/10/93
Dennis Rodman	25	at Golden State	03/26/94
Dennis Rodman	25	at Indiana	01/22/95
Edgar Jones	25	vs. Dallas	03/13/84
Artis Gilmore	25	vs. Utah	01/17/87

ASSISTS

John Lucas	24	vs. Denver	04/15/84
Avery Johnson	20	vs. Vancouver	12/17/97
Avery Johnson	20	vs. LA Clippers	12/10/97
John Lucas	20	at Kansas City	12/23/83
Johnny Moore	20	vs. Washington	12/10/83
Johnny Moore	20	vs. LA Lakers	01/02/81
Rod Strickland	19	at Minnesota	03/03/92
John Lucas	19	vs. Atlanta	03/20/84
Johnny Moore	19	vs. Washington	01/11/81
Johnny Moore	18	three times: latest, vs. Seattle	11/06/83
John Lucas	18	two times: latest, vs. Denver	01/18/84

OPPONENTS

POINTS

James Harden	61	at Houston	03/22/19
Jayson Tatum	60	at Boston	04/30/21
Kyrie Irving	57	vs. Cleveland	03/12/15
Purvis Short	57	at Golden St.	01/07/84
Billy Knight	52	vs. Indiana	11/11/80
Kiki Vandeweghe	50	at Denver	01/11/84
Bernard King	50	vs. New York	01/31/84
Dominique Wilkins	48	vs. Atlanta	01/13/88
Clyde Drexler	48	at Portland	11/24/91
Hakeem Olajuwon	47	at Houston	01/22/95
Adrian Dantley	47	at Utah	03/14/86
Dale Ellis	47	at Seattle	01/09/88
Allen Iverson	46	at Philadelphia	02/12/99
Isiah Thomas	46	vs. Detroit	02/08/83

REBOUNDS

Andrew Bynum	30	vs. Los Angeles	04/11/12
Artis Gilmore	28	at Chicago	12/22/78
Moses Malone	26	at Houston	01/14/78
Moses Malone	26	at Houston	04/07/79
Maurice Lucas	26	at New Jersey	02/24/80
Dennis Rodman	26	at Detroit	01/11/93
Dave Cowens	25	vs. Boston	03/22/77
Moses Malone	25	vs. Houston	02/25/79
Wes Unseld	25	vs. Washington	03/18/80
Swen Nater	24	at Buffalo	03/14/78
Dennis Rodman	24	vs. Detroit	01/06/92

ASSISTS

John Stockton	28	at Utah	01/15/91
Kevin Johnson	25	at Phoenix	04/16/94
Russell Westbrook	24	vs. Oklahoma City	01/10/19
Rajon Rondo	22	at Boston	01/05/11
Kevin Porter	22	at Detroit	12/23/78
John Stockton	21	vs. Utah	04/19/92
Kevin Johnson	20	at Phoenix	04/15/89
John Stockton	20	at Utah	03/03/90
John Stockton	20	vs. Utah	03/11/91
Tiny Archibald	19	vs. Boston	10/23/79
John Stockton	19	at Utah	01/22/92
Seven Players	18	latest: Rajon Rondo at Sacramento	2/24/16

SPURS 40-POINT GAMES

PLAYER	TIMES OVER 40	RECORD	HIGH	DATE	TIMES OVER 50
George Gervin	65	41-24	63	04/09/78	5 (4-1)
David Robinson	22	16-6	71	04/24/94	3 (3-0)
Mike Mitchell	10	6-4	47	02/19/84	0
Manu Ginobili	6	6-0	48	01/21/05	0
Tim Duncan	5	4-1	53	12/26/01	1 (0-1)
Larry Kenon	4	4-0	51	03/30/80	1 (1-0)
Tony Parker	3	3-0	55	11/5/08	1 (1-0)
LaMarcus Aldridge	6	6-0	56	12/23/19	1 (1-0)
Ron Brewer	2	2-0	44	11/10/81	0
Terry Cummings	2	2-0	52	01/31/90	1 (1-0)
Alvin Robertson	2	1-1	41	12/21/85	0
Gene Banks	1	1-0	44	04/13/83	0
Sean Elliott	1	1-0	41	12/18/92	0
Artis Gilmore	1	1-0	40	01/25/83	0
Kawhi Leonard	1	1-0	41	01/21/17	0

SPURS SINGLE SEASON HIGHS

(NBA SEASONS ONLY)

MINUTES
3,329 — Tim Duncan 01–02
3,241 — David Robinson 93–94
3,211 — David Robinson 92–93
3,204 — Tim Duncan 97–98
3,181 — Tim Duncan 02–03

POINTS
2,585 — George Gervin 79–80
2,551 — George Gervin 81–82
2,383 — David Robinson 93–94
2,365 — George Gervin 78–79
2,238 — David Robinson 94–95

SCORING AVERAGE
33.1 — George Gervin 79–80
32.3 — George Gervin 81–82
29.8 — David Robinson 93–94
29.6 — George Gervin 78–79
27.6 — David Robinson 94–95

TOTAL REBOUNDS
1,367 — Dennis Rodman 93–94
1,063 — David Robinson 90–91
1,043 — Tim Duncan 02–03
1,042 — Tim Duncan 01–02
1,000 — David Robinson 95–96

REBOUNDING AVERAGE
17.3 — Dennis Rodman 93–94
16.8 — Dennis Rodman 94–95
13.0 — David Robinson 90–91
12.9 — Tim Duncan 02–03
12.7 — Tim Duncan 01–02

TOTAL ASSISTS
816 — Johnny Moore 84–85
789 — Avery Johnson 95–96
762 — Johnny Moore 81–82
753 — Johnny Moore 82–83
673 — John Lucas 83–84

ASSISTS AVERAGE
10.7 — John Lucas 83–84
10.0 — Johnny Moore 84–85
9.8 — Johnny Moore 82–83
9.6 — Avery Johnson 95–96
9.6 — Johnny Moore 81–82

FIELD GOAL PCT.
.645 — Jakob Poeltl (187-290) 18–19
.632 — Steve Johnson (362-573) 85–86
.631 — Artis Gilmore (351-556) 83–84
.626 — Artis Gilmore (556-888) 82–83
.624 — Jakob Poeltl (166-266) 19-20

3-PT. FG PCT.
.472 — Steve Smith (116-246) 01–02
.457 — Matt Bonner (105-230) 10–11
.449 — Danny Ferry (70-156) 00–01
.446 — Brent Barry (128-287) 06–07
.443 — Kawhi Leonard (129-291) 15–16

FREE THROW PCT.
.918 — Michael Finley (90-98) 06–07
.910 — Patty Mills (71-78) 20–21
.903 — Marco Belinelli (112-124) 18–19
.896 — Johnny Dawkins (198-221) 87–88
.893 — Johnny Dawkins (100-112) 88–89

STEALS
301 — Alvin Robertson 85–86
260 — Alvin Robertson 86–87
243 — Alvin Robertson 87–88
229 — Johnny Moore 84–85
197 — Alvin Robertson 88–89

BLOCKS
320 — David Robinson 90–91
319 — David Robinson 89–90
305 — David Robinson 91–92
278 — George Johnson 80–81
271 — David Robinson 95–96

TURNOVERS
306 — George Gervin 77–78
300 — Larry Kenon 78–79
279 — Tim Duncan 97–98
270 — David Robinson 90–91
263 — Tim Duncan 01–02

PERSONAL FOULS
307 — Mark Olberding 80–81
306 — Paul Griffin 79–80
306 — Artis Gilmore 84–85
300 — Alvin Robertson 87–88
298 — Edgar Jones 83–84

DISQUALIFICATIONS
13 — Steve Johnson 85–86
12 — George Gervin 76–77
11 — Frank Brickowski 87–88
10 — Frank Brickowski 88–89
9 — Paul Griffin 79–80

SPURS SINGLE SEASON ROOKIE HIGHS

POINTS
1,993 — David Robinson 89–90
1,731 — Tim Duncan 97–98
1,508 — Willie Anderson 88–89
988 — Walter Berry 86–87
957 — Greg Anderson 87–88

SCORING AVERAGE
24.3 — David Robinson 89–90
21.1 — Tim Duncan 97–98
18.6 — Willie Anderson 88–89
17.6 — Walter Berry 86–87
11.7 — Vernon Maxwell 88–89

FIELD GOAL PERCENTAGE
.603 — Boban Marjanovic (105-174) 15-16
.589—Ozell Jones (106-180) 84–85
.556—DeJuan Blair (275-495) 09–10
.552—Swen Nater (383-694) 73–74
.551—Michael Wiley (76-138) 80–81

3-PT. FG PERCENTAGE
.419 — Gary Neal (129-309) 10–11
.408 — Beno Udrih (58-142) 04–05
.399 — Davis Bertans (69-173) 16-17
.394 — Cory Alexander (26-66) 95–96
.376 — Kawhi Leonard (41-109) 11-12

FREE THROW PERCENTAGE
.866 — Sean Elliott (187-216) 89–90
.848 — Sean Higgins (28-33) 90–91
.843 — Devin Vassell (43-51) 20-21
.824 — Davis Bertans (28-34) 16–17
.808 — Gary Neal (81-100) 10–11

REBOUNDS
983 — David Robinson 89–90
977 — Tim Duncan 97–98
526 — DeJuan Blair 09–10
513 — Greg Anderson 87–88
417 — Willie Anderson 88–89

MINUTES
3,204— Tim Duncan 97–98
3,002— David Robinson 89–90
2,738— Willie Anderson 88–89
2,267— Tony Parker 01–02
2,065— Vernon Maxwell 88–89

ASSISTS
373 — Johnny Moore 80–81
372 — Willie Anderson 88–89
334 — Tony Parker 01–02
301 — Vernon Maxwell 88–89
290 — Johnny Dawkins 86–87

STEALS
150 — Willie Anderson 88–89
138 — David Robinson 89–90
127 — Alvin Robertson 84–85
120 — Johnny Moore 80–81
96 — Manu Ginobili 02–03

BLOCKED SHOTS
319 — David Robinson 89–90
206 — Tim Duncan 97–98
122 — Greg Anderson 87–88
62 — Willie Anderson 88–89
57 — Ozell Jones 84–85

1999 NBA CHAMPIONS
2003 NBA CHAMPIONS
2005 NBA CHAMPIONS
2007 NBA CHAMPIONS
2014 NBA CHAMPIONS

NBA DIVISION TITLES

1977–78 – Central Division
1978–79 – Central Division
1980–81 – Midwest Division
1981–82 – Midwest Division
1982–83 – Midwest Division
1989–90 – Midwest Division
1990–91 – Midwest Division
1994–95 – Midwest Division
1995–96 – Midwest Division
1998–99 – Midwest Division
2000–01 – Midwest Division
2001–02 – Midwest Division
2002–03 – Midwest Division
2004–05 – Southwest Division
2005–06 – Southwest Division
2008–09 – Southwest Division
2010–11 – Southwest Division
2011–12 – Southwest Division
2012–13 – Southwest Division
2013–14 – Southwest Division
2015–16 – Southwest Division
2016–17 – Southwest Division

NBA MOST VALUABLE PLAYER

94–95 – David Robinson
01–02 – Tim Duncan
02–03 – Tim Duncan

NBA SCORING TITLES

77–78 – George Gervin, 27.2 ppg
78–79 – George Gervin, 29.6 ppg
79–80 – George Gervin, 33.1 ppg
81–82 – George Gervin, 32.3 ppg
93–94 – David Robinson, 29.8 ppg

NBA REBOUNDING TITLES

90–91 – David Robinson, 13.0 rpg
93–94 – Dennis Rodman, 17.3 rpg
94–95 – Dennis Rodman, 16.8 rpg

NBA ASSISTS TITLES

81–82 – Johnny Moore, 9.6 apg

NBA BLOCKED SHOTS TITLES

80–81 – George Johnson, 3.39 bpg
81–82 – George Johnson, 3.12 bpg
91–92 – David Robinson, 4.49 bpg

NBA STEALS TITLES

85–86 – Alvin Robertson, 3.67 spg
86–87 – Alvin Robertson, 3.21 spg
14-15 – Kawhi Leonard, 2.31 spg

FIELD GOAL PERCENTAGE TITLES

82–83 – Artis Gilmore, .626
83–84 – Artis Gilmore, .631
85–86 – Steve Johnson, .632

3-PT. FG PERCENTAGE TITLES

82–83 – Mike Dunleavy, .345
01–02 – Steve Smith, .472
02–03 – Bruce Bowen, .441
10–11 – Matt Bonner, .457

NBA ALL–STAR GAMES

1977 – George Gervin
1978 – George Gervin
– Larry Kenon
1979 – George Gervin
– Larry Kenon
1980 – George Gervin
1981 – George Gervin
1982 – George Gervin
1983 – George Gervin
– Artis Gilmore
1984 – George Gervin
1985 – George Gervin
1986 – Artis Gilmore –
1987 – Alvin Robertson
1988 – Alvin Robertson
1990 – David Robinson
1991 – David Robinson
1992 – David Robinson
1993 – Sean Elliott
– David Robinson
1994 – David Robinson
1995 – David Robinson
1996 – Sean Elliott
– David Robinson
1998 – Tim Duncan
– David Robinson
2000 – Tim Duncan
– David Robinson
2001 – Tim Duncan
– David Robinson
2002 – Tim Duncan
2003 – Tim Duncan
2004 – Tim Duncan
2005 – Tim Duncan
Manu Ginobili
2006 – Tim Duncan
Tony Parker
2007 – Tim Duncan
Tony Parker
2008 – Tim Duncan
2009 – Tim Duncan
Tony Parker
2010 – Tim Duncan
2011 – Tim Duncan
Manu Ginobili
2012 – Tony Parker
2013 – Tim Duncan
Tony Parker
2014 – Tony Parker
2015 – Tim Duncan
2016 – LaMarcus Aldridge
Kawhi Leonard
2017 – Kawhi Leonard
2018 – LaMarcus Aldridge
2019 – LaMarcus Aldridge

ALL–NBA FIRST TEAM

77–78 – George Gervin
78–79 – George Gervin
79–80 – George Gervin
80–81 – George Gervin
81–82 – George Gervin
90–91 – David Robinson
91–92 – David Robinson
94–95 – David Robinson
95–96 – David Robinson
97–98 – Tim Duncan
98–99 – Tim Duncan
99–00 – Tim Duncan
00–01 – Tim Duncan
01–02 – Tim Duncan
02–03 – Tim Duncan
03–04 – Tim Duncan
04–05 – Tim Duncan
06–07 – Tim Duncan
12–13 – Tim Duncan
15-16 – Kawhi Leonard
16-17 – Kawhi Leonard

ALL–NBA SECOND TEAM

76–77 – George Gervin
82–83 – George Gervin
85–86 – Alvin Robertson
93–94 – David Robinson
97–98 – David Robinson
05–06 – Tim Duncan
07–08 – Tim Duncan
08–09 – Tim Duncan
11–12 – Tony Parker
12–13 – Tony Parker
13–14 – Tony Parker
17-18 – LaMarcus Aldridge

ALL–NBA THIRD TEAM

89–90 – David Robinson
92–93 – David Robinson
94–95 – Dennis Rodman
99–00 – David Robinson
00–01 – David Robinson
07–08 – Manu Ginobili
08–09 – Tony Parker
09–10 – Tim Duncan
10–11 – Manu Ginobili
14–15 – Tim Duncan
15-16 – LaMarcus Aldridge

NBA ROOKIE OF THE YEAR

89–90 – David Robinson
97–98 – Tim Duncan

NBA ALL–ROOKIE FIRST TEAM

87–88 – Greg Anderson
88–89 – Willie Anderson
89–90 – David Robinson
97–98 – Tim Duncan
01–02 – Tony Parker
10–11 – Gary Neal
11–12 – Kawhi Leonard

NBA ALL–ROOKIE SECOND TEAM

89–90 – Sean Elliott
02–03 – Manu Ginobili
09–10 – DeJuan Blair

NBA DEFENSIVE PLAYER OF THE YEAR

85–86 – Alvin Robertson
91–92 – David Robinson
14-15 – Kawhi Leonard
15-16 – Kawhi Leonard

NBA ALL–DEFENSIVE FIRST TEAM

86–87 – Alvin Robertson
90–91 – David Robinson
91–92 – David Robinson
94–95 – David Robinson
– Dennis Rodman
95–96 – David Robinson
98–99 – Tim Duncan
99–00 – Tim Duncan
00–01 – Tim Duncan
01–02 – Tim Duncan
02–03 – Tim Duncan
03–04 – Bruce Bowen
04–05 – Bruce Bowen
Tim Duncan
05–06 – Bruce Bowen
06–07 – Bruce Bowen
Tim Duncan
07–08 – Bruce Bowen
Tim Duncan
14–15 – Kawhi Leonard
15-16 – Kawhi Leonard
16-17 – Kawhi Leonard

NBA ALL–DEFENSIVE SECOND TEAM

80–81 – George Johnson
85–86 – Alvin Robertson
87–88 – Alvin Robertson
88–89 – Alvin Robertson
89–90 – David Robinson
92–93 – David Robinson
93–94 – David Robinson
Dennis Rodman
97–98 – Tim Duncan
David Robinson
98–99 – David Robinson
01–02 – Bruce Bowen
02–03 – Bruce Bowen
03–04 – Tim Duncan
05–06 – Tim Duncan
08–09 – Tim Duncan
09–10 – Tim Duncan
12–13 – Tim Duncan
13–14 – Kawhi Leonard
14–15 – Tim Duncan
16-17 – Danny Green
17-18 – Dejounte Murray

NBA SIXTH MAN AWARD

07–08 – Manu Ginobili

NBA SPORTSMANSHIP AWARD

97–98 – Avery Johnson
00–01 – David Robinson
01–02 – Steve Smith

MOST IMPROVED PLAYER

85–86 – Alvin Robertson

NBA IBM AWARD

89–90 – David Robinson
90–91 – David Robinson
93–94 – David Robinson
94–95 – David Robinson
95–96 – David Robinson
01–02 – Tim Duncan

NBA EXECUTIVE OF THE YEAR

77–78 – Angelo Drossos
89–90 – Bob Bass
13–14 – R.C. Buford
15-16 – R.C. Buford

NBA COACH OF THE YEAR

02–03 – Gregg Popovich
11–12 – Gregg Popovich
13–14 – Gregg Popovich

NBA PLAYER OF THE WEEK

01/27/80 – George Gervin
11/15/81 – Ron Brewer
12/06/81 – George Gervin
01/03/82 – George Gervin
03/07/82 – George Gervin
01/30/83 – Artis Gilmore
12/15/85 – Alvin Robertson
11/23/86 – Alvin Robertson
12/24/89 – Terry Cummings
02/26/90 – David Robinson
03/25/90 – David Robinson
04/22/90 – David Robinson
12/01/91 – David Robinson
11/29/92 – David Robinson
12/27/92 – Sean Elliott
01/03/93 – David Robinson
12/05/93 – David Robinson
02/06/94 – David Robinson
02/20/94 – David Robinson
03/06/94 – David Robinson
04/24/94 – David Robinson
04/02/95 – David Robinson
01/14/96 – David Robinson
12/28/97 – David Robinson
02/02/98 – David Robinson
03/01/98 – Tim Duncan
03/07/99 – Tim Duncan
11/28/99 – Tim Duncan
04/03/00 – Tim Duncan
01/28/01 – Tim Duncan
03/11/01 – Derek Anderson
11/11/01 – Tim Duncan
11/25/01 – Tim Duncan
12/30/01 – Tim Duncan
03/17/02 – Tim Duncan
03/23/02 – Tim Duncan
04/07/02 – Tim Duncan
12/22/02 – Tim Duncan
12/29/02 – Tim Duncan
01/26/03 – Tim Duncan
02/16/03 – Tim Duncan
03/30/03 – Tim Duncan
02/08/04 – Tim Duncan
01/09/05 – Bruce Bowen
02/13/06 – Tony Parker
03/11/07 – Manu Ginobili
04/08/07 – Tim Duncan
11/25/07 – Tony Parker
02/24/08 – Manu Ginobili
12/15/08 – Tim Duncan
02/02/09 – Tony Parker
03/30/09 – Tony Parker
11/30/09 – Tim Duncan
03/29/10 – Manu Ginobili
12/20/10 – Tony Parker
03/14/11 – Tony Parker
2/6/12 – Tony Parker
11/26/12 – Tim Duncan
1/28/13 – Tony Parker
03/31/14 – Tim Duncan
04/13/15 – Tim Duncan
12/21/15 – Kawhi Leonard
2/8/16 – LaMarcus Aldridge
3/7/16 – Kawhi Leonard
1/23/17 – Kawhi Leonard
3/6/17 – Kawhi Leonard
3/26/18 – LaMarcus Aldridge
1/13/20 – DeMar DeRozan

NBA PLAYER OF THE MONTH

01/80 – George Gervin
12/85 – Alvin Robertson
01/91 – David Robinson
02/94 – David Robinson
03/95 – David Robinson
03/96 – David Robinson
03/99 – Tim Duncan
12/01 – Tim Duncan
03/02 – Tim Duncan
04/02 – Tim Duncan
01/13 – Tony Parker

NBA COACH OF THE MONTH

03/83 – Stan Albeck
12/85 – Cotton Fitzsimmons
01/93 – John Lucas
02/95 – Bob Hill
04/95 – Bob Hill
03/96 – Bob Hill
04/99 – Gregg Popovich
03/01 – Gregg Popovich
03/02 – Gregg Popovich

NBA COACH OF THE MONTH (cont.)

01/03 – Gregg Popovich
03/03 – Gregg Popovich
12/03 – Gregg Popovich
12/05 – Gregg Popovich
03/06 – Gregg Popovich
03/07 – Gregg Popovich
11/07 – Gregg Popovich
11/10 – Gregg Popovich
12/10 – Gregg Popovich
2/12 – Gregg Popovich
3/12 – Gregg Popovich
3/14 – Gregg Popovich
12/15 – Gregg Popovich
2/17 – Gregg Popovich

NBA ROOKIE OF THE MONTH

03/88 – Greg Anderson
11/88 – Willie Anderson
11/89, 12/89, 1/90, 2/90, 3/90 & 4/90 – David Robinson
11/97, 12/97, 1/98, 2/98, 3/98 & 4/98 – Tim Duncan
03/03 – Manu Ginobili
12/04 – Beno Udrih

SPURS AMONG LEAGUE LEADERS

1976–77

Mike Gale	— 8th in assists	5.8 apg
	— 5th in steals	2.33 spg
George Gervin	— 9th in scoring	23.1 ppg
	— 4th in FG%	.544 (726-1335)
Larry Kenon	— 12th in scoring	21.9 ppg
	— 10th in rebounds	11.3 rpg
Billy Paultz	— 9th in blocks	2.11 bpg

1977–78

Mike Gale	— 4th in steals	2.27 spg
George Gervin	— 1st in scoring	27.2 ppg
	— 7th in FG%	.536 (864-1611)
Larry Kenon	— 19th in scoring	20.6 ppg
	— 8th in FT%	.854 (276-323)
Billy Paultz	— 9th in FG%	.529 (518-979)
	— 5th in blocks	2.43 bpg

1978–79

George Gervin	— 1st in scoring	29.6 ppg
Larry Kenon	— 15th in scoring	22.1 ppg

1979–80

George Gervin	— 1st in scoring	33.1 ppg
Larry Kenon	— 20th in scoring	20.1 ppg
James Silas	— 4th in FT%	.887 (339-382)

1980–81

George Gervin	— 3rd in scoring	27.1 ppg
George Johnson	— 1st in blocks	3.39 bpg

1981–82

Mike Bratz	— 9th in 3-PT FG%	.333 (46-138)
George Gervin	— 1st in scoring	32.3 ppg
	— 4th in FT%	.864 (555-642)
Mike Mitchell	— 18th in scoring	20.5 ppg
Johnny Moore	— 1st in assists	9.6 apg
	— 9th in steals	2.06 spg
George Johnson	— 1st in blocks	3.12 bpg

1982–83

Mike Dunleavy	— 1st in 3-PT FG%	.345 (67-194)
George Gervin	— 4th in scoring	26.2 ppg
	— 4th in FT%	.853 (517-606)
Artis Gilmore	— 1st in FG%	.626 (556-888)
	— 4th in rebounds	12.0 rpg
	— 5th in blocks	2.34 bpg
Johnny Moore	— 2nd in assists	9.8 apg
	— 3rd in steals	2.52 spg

1983–84

George Gervin	— 6th in scoring	25.9 ppg
Artis Gilmore	— 1st in FG%	.631 (351-556)
	— 5th in blocks	2.06 bpg
John Lucas	— 4th in assists	10.7 apg
Mike Mitchell	— 8th in scoring	23.3 ppg
Johnny Moore	— 5th in assists	9.6 apg
	— 3rd in 3-PT FG%	.322 (28-87)

1984–85

Artis Gilmore	— 2nd in FG%	.623 (532-854)
	— 9th in rebounds	10.4 rpg
	— 7th in blocks	2.14 bpg
Mike Mitchell	— 17th in scoring	22.2 ppg
Johnny Moore	— 3rd in assists	10.0 apg
	— 2nd in steals	2.79 spg

1985–86

Artis Gilmore	— 2nd in FG%	.618 (423-684)
Mike Mitchell	— 9th in scoring	23.4 ppg
George Johnson	— 1st in FG%	.632 (362-573)
Alvin Robertson	— 1st in steals	3.67 spg

1986–87

Artis Gilmore	— 2nd in FG%	.597 (346-580)
Alvin Robertson	— 1st in steals	3.21 spg

1987–88

Walter Berry	— 5th in FG%	.563 (540-960)
Johnny Dawkins	— 5th in FT%	.896 (198-221)
Alvin Robertson	— 2nd in steals	2.96 spg

1988–89

Alvin Robertson	— 2nd in steals	3.03 spg

1989–90

Terry Cummings	— 16th in scoring	22.4 ppg
David Robinson	— 10th in scoring	24.3 ppg
	— 2nd in rebounds	12.0 rpg
	— 3rd in blocks	3.89 bpg

1990–91

David Robinson	— 9th in scoring	25.6 ppg
	— 1st in rebounds	13.0 rpg
	— 2nd in blocks	3.90 bpg
	— 9th in FG%	.552 (754-1366)

1991–92

David Robinson	— 7th in scoring	23.2 ppg
	— 4th in rebounds	12.2 rpg
	— 7th in FG%	.551 (592-1074)
	— 5th in steals	2.32 spg
	— 1st in blocks	4.49 bpg
Rod Strickland	— 5th in assists	8.6 apg

1992–93

Antoine Carr	— 10th in FG%	.538 (379-705)
David Robinson	— 9th in scoring	23.4 ppg
	— 9th in rebounds	11.7 rpg
	— 5th in blocks	3.22 bpg

1993–94

David Robinson	— 1st in scoring	29.8 ppg
	— 3rd in blocks	3.31 bpg
Dennis Rodman	— 1st in rebounds	17.3 rpg

1994–95

Avery Johnson	— 7th in assists	8.2 apg
David Robinson	— 3rd in scoring	27.6 ppg
	— 7th in rebounds	10.8 rpg
	— 4th in blocks	3.23 bpg
Dennis Rodman	— 1st in rebounds	16.8 rpg

SPURS AMONG LEAGUE LEADERS

1995–96

Avery Johnson	— 3rd in assists	9.6 apg
David Robinson	— 5th in scoring	25.0 ppg
	— 2nd in rebounds	12.2 rpg
	— 3rd in blocks	3.30 bpg

1996–97

Avery Johnson	— 17th in assists	6.8 apg

1997–98

Tim Duncan	— 13th in scoring	21.1 ppg
	— 3rd in rebounds	11.9 rpg
	— 6th in blocks	2.51 bpg
	— 4th in FG%	.549 (706-1287)
David Robinson	— 10th in scoring	21.6 ppg
	— 5th in rebounds	10.6 rpg
	— 5th in blocks	2.63 bpg

1998–99

Tim Duncan	— 7th in scoring	21.7 ppg
	— 5th in rebounds	11.4 rpg
	— 7th in blocks	2.52 bpg
	— 10th in FG%	.495 (418-845)
Mario Elie	— 9th in FT%	.866 (103-119)
Avery Johnson	— 9th in assists	7.4 apg
David Robinson	— 10th in rebounds	10.0 rpg
	— 9th in blocks	2.43 bpg
	— 5th in FG%	.509 (268-527)

1999–00

Tim Duncan	— 9th in scoring	23.2 ppg
	— 3rd in rebounds	12.4 rpg
	— 7th in blocks	2.23 bpg
Terry Porter	— 6th in 3PT-FG%	.435 (90-207)
David Robinson	— 9th in rebounds	9.6 rpg
	— 6th in blocks	2.29 bpg
	— 6th in FG%	.512 (528-1031)

2000–01

Tim Duncan	— 14th in scoring	22.2 ppg
	— 4th in rebounds	12.2 rpg
	— 9th in blocks	2.34 bpg
Danny Ferry	— 5th in 3PT-FG%	.449 (70-156)
David Robinson	— 8th in blocks	2.46 bpg

2001–02

Tim Duncan	— 5th in scoring	25.5 ppg
	— 2nd in rebounds	12.7 rpg
	— 4th in blocks	2.48 bpg
	— 9th in FG%	.508 (764-1504)
Steve Smith	— 1st in 3PT-FG%	.472 (116-246)
	— 8th in FT%	.878 (159-181)

2002–03

Bruce Bowen	— 1st in 3PT-FG%	.441
Tim Duncan	— 7th in scoring	23.3 ppg
	— 3rd in rebounds	12.9 rpg
	— 3rd in blocks	2.93 bpg
	— 7th in FG%	.513 (714-1392)

2003-04

Tim Duncan	— 8th in scoring	22.3 ppg
	— 2nd in rebounds	12.4 rpg
	— 10th in FG%	.501 (592-1181)
	— 4th in blocks	2.68 bpg
Manu Ginobili	— 7th in steals	1.77 spg
Hedo Turkoglu	— 8th in 3PT-FG%	.419 (101-241)
Charlie Ward	— 10th in 3PT-FG%	.408 (84-206)

2004–05

Tim Duncan	— 3rd in blocks	2.64 bpg

2005–06

Tim Duncan	— 5th in rebounds	11.0 rpg
Tony Parker	— 3rd in FG%	.548 (623-1,136)
Bruce Bowen	— 9th in 3PT-FG%	.424 (104-245)

2006–07

Tim Duncan	— 20th in scoring	20.0 ppg
	— 7th in rebounds	10.6 rpg
	— 9th in FG%	.546 (618-1,131)
	— 5th in blocks	2.38 bpg
Brent Barry	— 3rd in 3PT-FG%	.446 (128-287)

2007–08

Tim Duncan	— 4th in rebounds	11.3 rpg
	— 8th in blocks	1.95 bpg

2008–09

Tim Duncan	— 4th in rebounds	10.7 rpg
	— 11th in blocks	1.68 bpg
Tony Parker	— 11th in assists	6.9 apg
	— 12th in scoring	22.0 ppg
Manu Ginobili	— 8th in FT%	.884 (168-190)
Matt Bonner	— 8th in 3PT-FG%	.440 (118-268)

2009–10

Tim Duncan	— 8th in rebounds	10.1 rpg
Manu Ginobili	— 11th in FT%	.870 (309-355)

2010–11

Matt Bonner	— 1st in 3PT-FG%	.457 (105-230)
Tim Duncan	— 8th in blocks	1.92
	— 12th in rebounds	8.9 rpg
Manu Ginobili	— 11th in steals	1.54 spg
	— 12th in FT%	.871 (357-410)
George Hill	— 17th in FT%	.863 (233-270)
Richard Jefferson	— T-4th in 3PT-FG%	.440 (135-307)
Tony Parker	— 15th in assists	6.6 apg
	— 17th in FG%	.519 (555-1,069)

2011-12

DeJuan Blair	— 9th in FG%	.534 (269-504)
Tim Duncan	— 15th in rebounds	9.0 rpg
Danny Green	— 9th in 3FG%	.436 (102-234)
Tony Parker	— 8th in Assists	7.7 apg

2012-13

Tim Duncan	— 3rd in Blocks	2.65 bpg
Danny Green	— 7th in 3-PT FG%	.429 (177-413)
Tony Parker	— 6th in Assists	7.6 apg
Tiago Splitter	— 7th in FG%	.560 (315-563)

2013-14

Tim Duncan	— T5th in Blocks	1.88 bpg
Marco Belinelli	— 5th in 3-PT FG%	.430 (126-293)
Patty Mills	— 7th in 3-PT FG%	.424 (135-318)
Kawhi Leonard	— 10th in Steals	1.73 spg

2014-15

Kawhi Leonard	— 1st in Steals	2.31 spg
Tim Duncan	— 6th in Blocks	1.96 bpg
Tim Duncan	— 15th in rebounds	9.1 rpg
Danny Green	— 7th in 3-PT FG%	.418 (191-457)

2015-16

Kawhi Leonard	— 3rd in 3PT-FG%	.443 (129-291)
Kevin Martin	— 7th in FT%	.890 (153-172)
Kawhi Leonard	— 15th in scoring	21.2 ppg

2016-17

Kawhi Leonard	— 8th in steals	1.80 spg
Kawhi Leonard	— 9th in scoring	25.5 ppg

2017-18

LaMarcus Aldridge	— T-9th in scoring	23.1 ppg
LaMarcus Aldridge	— 17th in rebounds	8.5 rpg
LaMarcus Aldridge	— 19th in blocks	1.20 bpg
Pau Gasol	— 20th in rebounds	8.0 rpg
Kyle Anderson	— 13th in steals	1.55 spg

2018-19

LaMarcus Aldridge	— 8th in blocks	1.64 bpg
DeMar DeRozan	— 16th in assists	6.2 rpg
DeMar DeRozan	— 9th in minutes	34.9 mpg
Davis Bertans	— 6th in 3PT-FG%	.429 (145-338)
Bryn Forbes	— 9th in 3PT-FG%	.426 (176-413)

2019-20

LaMarcus Aldridge	— 8th in blocks	1.64 bpg
DeMar DeRozan	— 18th in scoring	22.1 ppg
Rudy Gay	— 13th in FT%	.882 (120-136)
Dejounte Murray	— 8th in steals	1.68 spg

2020-21

DeMar DeRozan	— 11th in assists	6.9 apg
Dejounte Murray	— 11th in steals	1.5 spg
Jakob Poeltl	— 5th in blocks	1.8 bpg
Jakob Poeltl	— 7th in FG%	.616 (265-430)
DeMar DeRozan	— 18th in FT%	.880 (387-440)

THE ABA DRAFT

1967
First Five Rounds
Matthew Aitch, Michigan St.
Jim Burns, Northwestern
Gary Gray, Oklahoma City
Pat Riley, Kentucky
Jamie Thompson, Wichita St.
Additional Rounds
Paul Brateris, Tennessee Wesleyan
Jeff Fitch, East Texas St.
Ted Manning, North Carolina A&T
Duane Heckman, Dickinson College
Gilbert McDowell, Tennessee Wesleyan
Jerry Southwood, Vanderbilt
Tom Storm, Montana St.

1968
First Five Rounds
Shaler Halimon, Utah St.
Rich Jones, Memphis St.
Bob Lewis, South Carolina St.
John Smith, Southern Colorado St.
Jo Jo White, Kansas
Second Five Rounds
Wally Anderzunas, Creighton
Ron Boone, Idaho St.
Glen Combs, Virginia Tech
C.A. Core, SE Louisiana
Roy Manning, Lane College
Third Five Rounds
Billy Arnold, Texas
Gene Jones, Missouri
Gene Littles, High Point
Mickey McCarty, TCU
Calvin Pettit, Central Missouri St.
Additional Rounds
Willie Worsley, Texas-El Paso

1969
First Five Rounds
Willie Brown, Middle Tennessee St.
Bobby Christian, Grambling
Tom Hagan, Vanderbilt
A.W. Holt, Jackson St.
Charlie Robison, Smith College
Cliff Shegogg, Colorado St.
Second Five Rounds
Butch Beard, Louisville
Jake Ford, Maryland St.
Jud Roberts, Mercer University
Ron Sanford, New Mexico
Willie Scott, Troy St.

1970
First Five Rounds
Nate Archibald, Texas-El Paso
Immanual Cannon, Grambling
Bob Croft, Tennessee
Joe Hamilton, North Texas St.
John Johnson, Iowa
Stan Love, Oregon
Second Five Rounds
Michael Bernard, Kentucky St.
Bill Cain, Iowa St.
Randall Causey, McMurry
Al Henry, Wisconsin
Steve Patterson, UCLA
Glen Vidnovic, Iowa
Third Five Rounds
Paul Brown, Arkansas Tech
Ron Pitts, Wiley College

1971
First Three Rounds
Roger Brown, Kansas
Stan Love, Oregon
Gary Nelson, Duquesne
Walt Szczerbiak, George Washington
Sidney Wicks, UCLA
Additional Rounds
4. Gene Phillips, SMU
5. Collis Jones, Notre Dame
6. George Trapp, Long Beach St.
7. Sterling Quant, Central St.
8. Curtis Rowe, UCLA
9. Jimmy Guymon, E. New Mexico St.
10. Gene Knolle, Texas Tech
11. Al Shumate, North Texas St.
12. Willie Hart, Grambling
13. Eugene (Goo) Kennedy, TCU
14. Bill Brickhouse, Montana St.
15. William Chatman, Baylor
16. Harry Taylor, Los Angeles Baptist
17. Dan McGhee, Howard Payne

1972
First Five Rounds
LaRue Martin, Loyola, Chicago
Mike Ratliff, Eau Claire St.
Bob Morse, Penn
Bill Walton, UCLA
Steve Hawes, Washington
Additional Rounds
Jim Creighton, Colorado
Frank Schade, Eau Claire St.
Ansley Truitt, California
Wayne Grabiec, Michigan
Jerry Zelinski, Northern Illinois
Jeff Hickman, Houston
Stan Key, Kentucky
Don Wiese, Ripon College
Rhea Taylor, Arizona St.
Ron Williams, Murray St.
Joe Reddick, Albany St.
Al Vilcheck, Louisville

1972
Special Circumstance Draft
1. Kevin Kunnert, Iowa
2. John Brown, Missouri

1973
ABA Dispersal Draft (Held after 1972 season following dissolution of Miami & Pittsburgh)
1. Harley Swift, East Tennessee St. (Pittsburgh)
2. John Gianelli, Pacific (Pittsburgh)
3. Jerry Brucks, Wyoming (Miami)
4. Bobby Jack, Oklahoma (Miami)

1973
1. Mike D'Antoni, Marshall
2. Kevin Joyce, South Carolina
3. Tom Kozelko, Toledo
4. Traded to New York
5. Luke Witte, Ohio St.
6. Gary Melchionni, Duke
7. Richie Fuqua, Oral Roberts
8. Henry Wilmore, Michigan
9. Mark Sibley, Northwestern
10. Larry Lilly, Alabama St.

1973
Undergraduate Draft
1. Dwight Jones, Houston
2. Tom Henderson, Hawaii

1973
Supplementary Draft
1. Craig Littlepage, Penn
2. John Coughran, California
3. Bob Fullerton, Xavier
4. Bob Kilgore, Michigan St.
5. Ron Hogue, Georgia
6. John Lang, Augustana
7. Jeff Overhouse, Texas A&M
8. Tim Dominiz, Valdosta St.
9. Bill Harris, Northern Illinois
10. Bob Bodell, Maryland
11. Leon Howard, Wisconsin
12. Jeff Jellison, SE Massachusetts

1974
1. Traded to Virginia
2. Leonard Robinson, Tennessee St.
3. Traded to Utah
3. Collis Temple, LSU (from Kentucky)
4. Fred Saunders, Syracuse
4. Kim Hughes (from Indiana)
5. Eugene Short, Jackson St.
6. Gary Anderson, Wisconsin
7. Gerald Cunningham, Kentucky St.
8. Hercle Ivy, Iowa St.
9. Walter Luckett, Ohio
10. Charles Ogan, Carson-Newman

1975
1. Mark Olberding, Minnesota
2. Traded to Indiana
2. Rick Suttle, Kansas (from Kentucky)
3. Billy Taylor, LaSalle
4. Ken Smith, Tulsa
5. Robert Parish, Centenary
6. Bayard Forrest, Grand Canyon
7. Henry Ward, Jackson St.
8. Gary Tomaszewski, St. Mary's

1976
(NBA Dispersal Draft)
1. Louie Dampier, Kentucky

THE NBA DRAFT

1977
1. Traded to Los Angeles
2. Jeff Wilkins, Illinois St.
3. Dan Henderson, Arkansas St.
4. Matt Hicks, Northern Illinois
5. Scott Sims, Missouri
6. Bruce Buckley, North Carolina
7. Richard Robinson, New Mexico St.
8. Jerome Gladney, Arizona

1978
1. Frankie Sanders, Southern
2. Traded to Seattle
3. Gerald Henderson, Va. Common
4. Rich Adams, Illinois
5. Eugene Parker, Purdue
6. Harry Morgan, Indiana St.
7. Hector Olivencia, Sacred Heart
8. Henry Taylor, Pan American
9. Rick Taylor, Arizona St.
10. Larry Brewster, Florida

1979
1. Wiley Peck, Mississippi St.
2. Traded to Portland
3. Sylvester Norris, Jackson St.
4. Al Daniel, Furman
5. Steve Schall, Arkansas
6. Terry Knight, Pittsburgh
7. Tyrone Branyan, Texas
8. Ed Jones, Tennessee St.
9. Eddie McLeod, UNLV
10. Glen Fine, Harvard

1980
1. Reggie Johnson, Tennessee
2. Traded to Los Angeles
2. Michael Wiley, Long Beach St. (from KC)
3. Lavon Mercer, Georgia (from Houston)
3. Rich Yonaker, North Carolina
4. Calvin Roberts, Cal State-Fullerton
5. Gib Hinz, Wisconsin-Eau Claire
6. Dean Uthoff, Iowa St.
7. Allan Zahn, Arkansas
8. Bill Bailey, Pan American
9. Al Williams, North Texas St.
10. Steve Schall, Arkansas

1981
1. Traded to New Jersey
2. Gene Banks, Duke (from Cleveland)
2. Ed Rains, South Alabama (from Seattle)
2. Traded to Washington
3. Tom Baker, Eastern Kentucky
4. Earl Belcher, St. Bonaventure
5. Mike Rhodes, Vanderbilt
6. Doc Shavers, Jackson St.
7. Mark Mindeman, N. Michigan
8. Bob Bartholemew, San Diego
9. Leonel Marquetti, Hampton Institute
10. Alvin Brooks, Lamar

1982
1. Traded to Detroit
2. Oliver Robinson, UAB
3. Willie Redden, South Florida
4. Tony Grier, South Florida
5. Clarence Swannegan, Texas Tech
6. Jaime Pena, New Mexico St.
7. Delonte Taylor, North Texas St.
8. Chris Faggi, Memphis St.
9. Harry O'Brien, St. Mary's
10. Keith White, McMurray

1983
1. John Paxson, Notre Dame

2. Darrell Lockhart, Auburn (from Atlanta)
2. Traded to New Jersey
2. Kevin Williams, St. John's (from Los Angeles)
3. Traded to Cleveland
4. Brant Weidner, William & Mary
5. Jeff Pehl, Richmond
6. Ricky Hooker, St. Mary's
7. Keith Williams, Panhandle St.
8. Norville Brown,Oklahoma Christian
9. Gary Gaspard, St. Mary's
10. Lamar Heard, Georgia

1984
1. Alvin Robertson, Arkansas
2. Traded to Detroit
3. Traded to Kansas City
3. Joe Binion, North Carolina A&T (from Denver)
4. Joe Devereaux, Ohio
4. Ozell Jones, Cal State-Fullerton (from Milwaukee)
5. Eric Richardson, Alabama
6. Dion Brown, SW Louisiana
7. Michael Pitts, California
8. Danny Tarkanian, UNLV
9. Melvin Roseboro, St. Mary's
10. Frank Rodriquez, New Mexico St.

1985
1. Alfredrick Hughes, Loyola
2. Mike Brittain, South Carolina (from Sacramento)
2. Tyrone Corbin, DePaul (from Washington)
2. Traded to New Jersey
3. Traded to Detroit
4. Scott Roth, Wisconsin
5. Clayton Olivier, USC

1986
1. Johnny Dawkins, Duke
2. Kevin Duckworth, Eastern Illinois
3. Forrest McKenzie, Loyola Marymount (from N.Y.)
4. Carlos Briggs, Baylor
5. Earl Kelley, Connecticut
6. Kevin Lewis, SMU
7. Michael Anderson, Pan American

1987
1. David Robinson, Navy
1. Greg Anderson, Houston (from L.A. Lakers)
2. Nate Blackwell, Temple
3. Phil Zevenbergen, Washington
4. Todd May, Pikeville
5. Dennis Williams, Georgia
6. Ricky Brown, South Alabama
7. Raynard Davis, Texas

1988
1. Willie Anderson, Georgia
2. Shelton Jones, St. John's (from New Jersey)
2. Traded to Philadelphia
3. Barry Sumpter, Austin Peay
3. Archie Marshall, Kansas (from L.A. Lakers)

1989
1. Sean Elliott, Arizona
2. Traded to Milwaukee

1990
1. Dwayne Schintzius, Florida
2. Tony Massenburg, Maryland (from Milwaukee)
2. Traded to L.A. Lakers
2. Sean Higgins, Michigan (from L.A. Lakers)

1991
1. Traded to Orlando
2. Greg Sutton, Oral Roberts

1992
1. Tracy Murray, UCLA
2. Henry Williams, UNC Charlotte

1993
1. Traded to Charlotte
2. Chris Whitney, Clemson

1994
1. Bill Curley, Boston College
2. Traded to Sacramento

1995
1. Cory Alexander, Virginia
2. Traded to Houston

1996
1. Traded to New York
2. Traded to Charlotte

1997
1. Tim Duncan, Wake Forest
2. Traded to Detroit

1998
1. Traded to Vancouver
2. Derrick Dial, Eastern Michigan

1999
1. Traded to Dallas
2. Manu Ginobili, Argentina

2000
1. Traded to Chicago
2. Chris Carrawell, Duke
2. Traded to L.A. Lakers

2001
1. Tony Parker, France
2. Robertas Javtokas, Lithuania
2. Bryan Bracey, Oregon

2002
1. Traded to Philadephia
2. Luis Scola, Argentina
2. Traded to Philadelphia

2003
1. Traded to Phoenix
2. Traded to Detroit

2004
1. Beno Udrih, Slovenia
2. Viktor Sanikidze, Republic of Georgia (from Atlanta)
2. Romain Sato, Xavier
2. Sergei Karaulov, Uzbekistan

2005
1. Ian Mahinmi, France
2. Traded to Atlanta

2006
1. Traded to New York
2. Traded to Milwaukee

2007
1. Tiago Splitter, Brazil
2. Marcus Williams, Arizona (from Milwaukee)
2. Traded to Toronto

2008
1. George Hill, IUPUI
2. Malik Hairston, Oregon (from Phoenix)
2. James Gist, Maryland

2009
2. DeJuan Blair, Pittsburgh
2. Jack McClinton, Miami
2. Nando De Colo, France

2010
1. James Anderson, Oklahoma State
2. Ryan Richards, England

2011
1. Kawhi Leonard, SDSU (from Indiana)
1. Cory Joseph, Texas
2. Davis Bertans, Latvia (from Indiana)
2. Adam Hanga, Hungary

2012
2. Marcus Denmon, Missouri

2013
1. Livio Jean-Charles, France
2. Deshaun Thomas, Ohio State

2014
1. Kyle Anderson, UCLA
2. Nemanja Dangubic, Serbia

2015
1. Nikola Milutinov, Serbia
2. Cady Lalanne, UMass

2016
1. Dejounte Murray, Washington

2017
1. Derrick White, Colorado
2. Jaron Blossomgame, Clemson

2018
1. Lonnie Walker IV, Miami
2. Chimezie Metu, Southern California

2019
1. Luka Samanic, Croatia
1. Keldon Johnson, Kentucky
2. Quinndary Weatherspoon, Mississippi State

2020
1. Devin Vassell, Florida State
2. Tre Jones, Duke

2021
1. Josh Primo, Alabama
2. Joe Wieskamp, Iowa

KEY DATES IN SPURS HISTORY

OCTOBER 10, 1973
In the first game in San Antonio history, the Spurs fell to the San Diego Conquistadors 121-106 in the HemisFair Arena … Rich Jones led the Spurs in scoring with 25 points … the Spurs lost their first four games before claiming their first win on 10/16/73 when they beat the Virginia Squires 116-106.

JANUARY 30, 1974
After a month of fighting, Angelo Drossos pulled off the biggest deal in Spurs history, purchasing George Gervin from the Virginia Squires … the transaction wasn't a simple one due to legal battles between the Spurs, the Squires and the ABA League Office … in fact, at one point, the 21-year-old Gervin went into hiding for a week as the three parties battled it out … in the end Drossos and the Spurs won, and the rest, as they say, is history.

JANUARY 28, 1975
On this date the city of San Antonio hosted the 1975 ABA All-Star Game … on the West squad were three Spurs, George Gervin, James Silas and Swen Nater … but the East team dominated the game, posting a 151-124 win in front of 10,449 in the HemisFair Arena … the coaches that night were Kevin Loughery and Larry Brown.

OCTOBER 22, 1976
The Spurs made their NBA debut, beating the 76ers 121-118 in Philadelphia … Billy Paultz paced the Spurs with 27 points … also making his NBA debut that night was Julius Erving of the Sixers … later in the week, on 10/27/76, the Spurs played their first NBA game in the HemisFair Arena, beating Phoenix 115-106 behind a 41-point effort by Larry Kenon … the Spurs finished their first NBA season with a 44-38 record and a trip to the playoffs.

APRIL 9, 1978
George Gervin set an NBA record scoring 33 points in the second quarter as the Spurs fell to New Orleans 153-132 in the final game of the regular season … earlier in the day David Thompson had scored 73 points and entering the game Gervin knew that he needed to score 58 points to edge out Thompson for the 1978 NBA scoring title … Gervin came through … he had 53 at halftime and finished the game with 63 points—despite sitting out the fourth quarter—to claim his first scoring title.

APRIL 15, 1983
Spurs announced their All-Decade Team … on the squad were George Gervin, Artis Gilmore, Mike Mitchell, James Silas and Mark Olberding … the Iceman was named the Spurs Player of the Decade … the same night Artis Gilmore scored his 20,000th career point.

FEBRUARY 28, 1984
The Spurs retired the No. 13 worn by James Silas … it was the first number ever retired by the Spurs franchise and Silas earned the honor … in his career he appeared in 618 games, scoring 10,290 points and handing out 2,406 assists … Silas — who was an original Spur — enjoyed his best season in 1975–76 when he averaged 23.8 points, 5.4 assists and 4.0 rebounds … his career was cut short by a knee injury that he suffered in November of 1976.

MAY 17, 1987
The Spurs won the NBA Draft Lottery in New York … Bob Bass was on hand with a lucky Red Chameleon … the good luck charm worked as the Spurs beat out six other teams and won the number one pick in the 1987 Draft, which they used to select All-Star center David Robinson.

DECEMBER 5, 1987
On this night the Spurs retired the No. 44 jersey worn by George Gervin … 15,786 were on hand to pay tribute to the greatest player in Spurs history … in his 12 seasons with the Spurs, the Iceman scored 23,602 points and led the NBA in scoring four times.

MAY 27, 1988
Red McCombs purchased the Spurs for $47 million, becoming the first principal owner of the franchise … the transaction took place after months of negotiations between McCombs and the Spurs original majority owner, Angelo Drossos.

NOVEMBER 4, 1989
In his first NBA game rookie center David Robinson led the Spurs to a 106-98 win over the Lakers in front of a crowd of 15,868 in the HemisFair Arena … Robinson didn't miss a beat despite the fact that he had spent the two previous years serving as a Navy ensign, stationed at Kings Bay, GA … the Admiral finished the game with 23 points and 17 rebounds.

MARCH 26, 1993
On this date a group of 22 investors purchased the franchise from Red McCombs … the two leaders of the group were Bob Coleman and Robert McDermott … the original deal was struck on 2/19/93 between the group and McCombs, then a month later the move — with some minor changes — was approved by the NBA League Office.

MAY 20, 1993
The end of an era … after calling the HemisFair Arena home for 20 years the Spurs played their final game in the Arena falling to the Suns 102-100 in Game 6 of their Western Conference Semifinal series … in those 20 seasons, the Spurs played 893 regular season and playoff games in the Arena, attracting 9,383,257 fans.

MAY 23, 1995
On this date the NBA announced its 1994-95 Most Valuable Player — Mr. David Robinson … the Admiral led the Spurs to a 62-20 record — the best mark in the NBA in 1994-95 — and became the first player in San Antonio history to win the award … Robinson was among league leaders in five categories: scoring, rebounding, blocked shots, steals and field goal percentage.

FEBRUARY 11, 1996
One of the most exciting weekends in San Antonio history was capped with the 46th Annual NBA All-Star Game … a crowd of 36,037 packed the Alamodome and saw the East defeat the West 129-118 despite solid efforts from Spurs All-Stars David Robinson and Sean Elliott … the entire 1996 NBA All-Star Weekend was a hit as, for three days, the eyes of the basketball world were focused on the Alamo City.

MAY 6, 1996
In Springfield, Massachusetts, George Gervin was inducted into the Naismith Memorial Basketball Hall of Fame … the honor is one that Gervin deserves … in his 14-year professional career he scored 26,595 points which is the 12th highest total in history.

MAY 17, 1997
Ten years after winning the 1987 NBA Draft Lottery, the Spurs won the 1997 Lottery and the right to select Wake Forest star Tim Duncan … winning the lottery was one of the few bright spots for the Spurs during the 1996-97 season … they limped through the year without David Robinson and others, finishing with a 20-62 mark.

MARCH 20, 1998
On this date the Spurs retired the No. 00 of point guard Johnny Moore … in his nine seasons with the Spurs, Moore appeared in 519 games, averaging 9.4 points and 7.4 assists per game … Moore — whose career was cut short by Desert Fever — joined George Gervin and James Silas becoming just the third player in Spurs history to have their number retired by the franchise.

JUNE 25, 1999
An Avery Johnson 18-foot jumper with 47.0 seconds left gave the Spurs a 78-77 lead over the New York Knicks in Madison Square Garden in Game 5 of the 1999 NBA Finals … neither team scored another point, as the Spurs held on to win the game and capture their first NBA Championship.

JUNE 15, 2003
Stephen Jackson's jumper gives the Spurs the lead with 6:34 left in the fourth quarter of Game 6 of the NBA Finals … the Spurs outscore the Nets 15-5 down the stretch to clinch the second NBA Championship in franchise history.

NOVEMBER 10, 2003
David Robinson had his No. 50 hoisted into the rafters of the AT&T Center … Robinson retired as the Spurs all-time NBA leader in games, points, rebounds, steals and blocks … he finished his career with a pair of NBA Championships (1999 and 2003) and a legacy off the court thanks to the Carver Academy, a school on the East Side of San Antonio created by Robinson.

MARCH 6, 2005
The Spurs retired Sean Elliott's No. 32 … Elliott, who played 11 years in the Silver and Black, ended his career as the Spurs all-time leader in three-point field goals made (with 563) and attempted (1,485) … the two-time NBA All-Star helped lead the Spurs to their first NBA Championship in 1999.

JUNE 23, 2005
The Spurs defeated the Pistons in Game 7 of the NBA Finals to capture their third NBA Championship in seven years … Tim Duncan joined Magic Johnson, Michael Jordan and Shaquille O'Neal as the only players to capture three Finals MVP awards … Duncan finished with 25 points and 11 rebounds to propel the Spurs to a 81-74 victory.

JUNE 14, 2007
Four-for-four … the Spurs won their fourth NBA Championship by sweeping the Cavaliers in the 2007 Finals … San Antonio won Game 4 in Cleveland 83-82 behind 27 points from Manu Ginobili and 24 from Tony Parker … Parker, who averaged 24.5 points while shooting .568 from the field, made NBA history becoming the first European-born player to be named the Finals MVP.

DECEMBER 22, 2007
Avery Johnson became the sixth Spur to have his jersey retired … during his 10 years in San Antonio, AJ appeared in 644 games and is the Spurs all-time assists leader (handing out 4,474) … the starting point guard for the Spurs 1999 NBA Championship team … his No. 6 now hangs alongside two former teammates: Sean Elliott and David Robinson.

SEPTEMBER 11, 2009
David Robinson's career is capped off with his induction to the Naismith Memorial Basketball Hall of Fame … over his 14-year career he averaged 21.1 points, 10.6 rebounds and 2.99 blocks in 987 regular season games … a 10-time NBA All-Star, Robinson was the first Spurs player to win the MVP Award (1995) … was named one of the NBA's 50 Greatest Players in 1996.

DECEMBER 12, 2010
Less than a month after becoming the Spurs all-time NBA scoring leader, Tim Duncan surpasses David Robinson as the Silver and Black's all-time leader in games played, taking the floor for the 988th time in his storied career.

MARCH 21, 2012
Known as one of the best defenders of his era, Bruce Bowen has his jersey retired in the rafters of the AT&T Center ... spent nine seasons (2001-09) with the Spurs and was a member of three NBA Championship teams (2003, 2005 and 2007) ... earned a spot on the NBA's All-Defensive Team in eight of his nine seasons ... On Feb. 22, 2002, started a streak of 500 consecutive games played and started which lasted until March 14, 2008 (Spurs franchise record).

KEY DATES IN SPURS HISTORY

2012-13 SEASON
The San Antonio Spurs celebrated their 40th anniversary throughout the 2012-13 season ... in the summer of 1973 a group of local investors leased the Dallas Chaparrals and relocated the team to San Antonio ... midway through their first season in the Alamo City the group purchased the team outright, and the Spurs have been a mainstay in San Antonio culture ever since ... the Silver and Black played their first three seasons in the ABA before joining the NBA in the summer 1976, along with the Nets, Nuggets and Pacers ... since the team moved to San Antonio, 318 players have suited up for the Spurs ranging from NBA Hall of Famers George "Iceman" Gervin and David Robinson to Steve Bardo who did not score in one minute of action in his only game with the team.

MARCH 22, 2013
Spurs Head Coach Gregg Popovich became the 12th coach in NBA history to reach the 900-win plateau with a 104-97 victory vs. Utah on March 22 ... he is also the second coach (Jerry Sloan, Utah - 1,127) in NBA history to win 900 games with one franchise.

JUNE 6, 2013
The San Antonio Spurs began their fifth NBA Finals appearance in franchise history against the Miami Heat in June of 2013 ... the fifth appearance ranked eighth all-time in Finals history ... the Silver and Black defeated the L.A. Lakers (4-0), Golden State Warriors (4-2) and the Memphis Grizzlies (4-0) to advance to the Finals stage ... the Heat went on to win the the best-of-seven series, 4-3 ... during these Finals, Tim Duncan became just the second player in NBA history to appear in a Finals series in three separate decades.

JUNE 15, 2014
The San Antonio Spurs won their fifth NBA Title in franchise history with a 4-1 best-of-seven series win vs. the Miami Heat ... the Silver and Black defeated the Dallas Mavericks (4-3), Portland Trail Blazers (4-1) and the Oklahoma City Thunder (4-2) to advance to their second consecutive NBA Finals. Spurs forward Kawhi Leonard was named the 2014 NBA Finals MVP, becoming the third-youngest player in history to win the award.

FEBRUARY 9, 2015
Spurs Head Coach Gregg Popovich became the ninth head coach in NBA history to record 1,000 career wins with a 95-93 victory at Indiana on Feb. 9 ... Popovich became the third fastest coach to 1,000 career victories, trailing only Phil Jackson and Pat Riley, and the second coach all time to record 1,000 wins with one franchise, joining Utah's Jerry Sloan.

APRIL 7, 2015
The Spurs trio of Tim Duncan, Manu Ginobili and Tony Parker set a new record for most games played by a trio in NBA history by playing their 730th career game together at Oklahoma City on April 7 ... San Antonio's "Big Three" playeed 14 seasons together spanning from 20002-16.

NOVEMBER 1, 2015
The Spurs trio of Tim Duncan, Manu Ginobili and Tony Parker set a new record for most regular season wins by a trio in NBA history by winning their 541st career game together at Boston on November 1 ... San Antonio's "Big Three" won 575 regular season games together from the 2002-03 season through the 2015-16 season.

NOVEMBER 16, 2015
Tim Duncan recorded his 2,955th career block moving into fifth place on the NBA's all-time blocks list vs. Portland on November 16 ... With the rejection, Duncan passed David Robinson to also become San Antonio's all-time franchise leader in blocks.

APRIL 5, 2016
Tim Duncan earned his 1,000th career win at Utah on April 5, joining Kareem Abdul-Jabbar and Robert Parish as just the third player in NBA history to win 1,000 games ... Duncan is the only player ever to register 1,000 wins with one team.

August 27, 2018
Manu Ginobili announces his retirement after 16 seasons with the Spurs. Ginobili captured four NBA championships while posting a career winning percentage of .721 (762-295), which is the best winning percentage in NBA history among players who have appeared in at least 1,000 games. Ginobili is one of only two players in history, along with Bill Bradley, to win a EuroLeague title, an NBA championship and an Olympic gold medal.

April 13, 2019
Gregg Popovich earned the 1,413th total win (regular season + postseason) of his coaching career in a 101-96 Game 1 playoff victory over the Denver Nuggets, making him the winningest coach in NBA history after surpassing Lenny Wilkens (1,412).

June 10, 2019
Tony Parker announces his retirement after 18 NBA seasons, including 17 with the Spurs. Parker was a member of four NBA titles with the Silver and Black and was named the MVP of the 2007 NBA Finals. He is San Antonio's all-time franchise leader in career assists with 6,829. He also ranks second in games played (1,198), fourth in points (18,493), fourth in steals (1,032) and sixth in rebounds (3,313).

March 11, 2020
The NBA suspended the season due to the COVID-19 outbreak. When the league resumed in July, San Antonio was invited to participate in the NBA Restart in Orlando, FL and scheduled to play eight seeding games. The Spurs went 5-3 in those games and missed the play-in game for the eighth seed by one game, ending the franchise's historical streak of 22 straight trips to the postseason.

May 19, 2021
The Spurs finished 10th in the Western Conference to play in its first ever play-in game. This is the NBA's second season using the format. The Play-in Tournament determines the teams that will fill the seventh and eighth Playoff seeds in each conference. The Spurs lost to the Memphis Grizzlies, 96-100.

(NBA SEASONS ONLY)

1976–77

August 5:	Selected Louie Dampier in the NBA Dispersal Draft.
August 20:	Signed Mike D'Antoni.
October 19:	Waived Ken Smith.
November 4:	Signed Louie Nelson.
November 16:	Acquired Mack Calvin from the L.A. Lakers.
November 17:	Waived Louie Nelson.
November 22:	Waived Mike D'Antoni.
December 13:	Waived Henry Ward.
February 11:	Waived Mack Calvin.
April 19:	Signed Rick Bullock.
May 5:	Re-signed Head Coach Doug Moe.

1977–78

July 20:	Signed draft pick Jeff Wilkins.
October 14:	Signed Jim Eakins; Released Jeff Wilkins.
November 12:	Acquired Mike Green from Seattle for second round draft picks in 1978 and 1979.
November 22:	Waived Jim Eakins.
November 28:	Waived Scott Sims.
April 14:	Named George Karl Assistant Coach.
May 8:	Re-signed Mike Gale.
May 11:	Signed Head Coach Doug Moe to a contract extension.

1978–79

June 12:	Re-signed Billy Paultz.
July 7:	Acquired Mel Davis from New Orleans for a third round draft pick in 1979.
September 20:	Waived Gerald Henderson and Marshall Rogers.
September 23:	Re-signed George Gervin.
September 25:	Waived Rich Adams.
October 2:	Waived Moe Layton.

1979–80

June 26:	Acquired the rights to draft choice Johnny Moore from Seattle for cash.
July 19:	Signed draft choice Wiley Peck.
July 20:	Acquired Paul Griffin from Utah compensating the loss of Allan Bristow.
July 23:	Signed draft choices Johnny Moore, Sylvester Norris, Al Daniel and Terry Knight.
August 31:	Acquired Kevin Restani from Milwaukee for cash.
September 5:	Acquired Tate Armstrong from Chicago compensating the loss of Coby Dietrick.
September 12:	Re-signed Larry Kenon.
September 13:	Traded Mike Green to Kansas City for a second round draft pick in 1980 and cash.
October 5:	Acquired Irv Kiffin from the Los Angeles Lakers for a second round draft pick in 1980.
December 19:	Waived Irv Kiffin.
January 18:	Acquired John Shumate and cash from Houston for Billy Paultz.
March 22:	Signed Tim Bassett.

1980–81

June 6:	Waived Tim Bassett.
June 11:	Named Stan Albeck Head Coach.
June 12:	Named Morris McHone Assistant Coach.
June 18:	Signed Johnny Moore.
July 7:	Signed Ed Lawrence and Danny Salisbery.
July 28:	Renegotiated the contract of George Gervin.
August 15:	Signed George Johnson.
September 12:	Received second round draft picks from Cleveland and Seattle as compensation for losing Larry Kenon.
September 26:	Acquired Dave Corzine from Washington for second round picks in 1981 and 1982.
October 4:	Waived Sylvester Norris.
October 6:	Traded Mike Evans to Milwaukee for cash.
November 24:	Traded John Shumate to Seattle for cash.
December 19:	Acquired Ron Brewer from Portland for Mike Gale.
February 8:	Signed Gus Gerard to a 10-day contract.
March 2:	Released Gus Gerard.

1981–82

June 16:	Traded James Silas and rights to Rich Yonakor to Cleveland for 1982 second round pick and cash.
July 24:	Signed draft choices Gene Banks and Ed Rains.
October 28:	Acquired Mike Bratz from Cleveland for a third round draft pick in 1983.
December 21:	Waived Kevin Restani.
December 24:	Acquired Mike Mitchell and Roger Phegley from Cleveland for Ron Brewer and Reggie Johnson.
December 29:	Signed Steve Hayes to a 10-day contract.
February 16:	Acquired John Lambert from Kansas City for a third round draft pick in 1984 and cash.
March 8:	Signed Rich Yonakor to a 10-day contract.
March 29:	Signed Rich Yonakor for the remainder of the season.
May 20:	Re-signed Head Coach Stan Albeck.
May 25:	Re-signed Assistant Coach Morris McHone.

1982–83

July 22:	Acquired Artis Gilmore from Chicago for Dave Corzine and Mark Olberding.
July 30:	Re-signed Rich Yonakor; Signed Walter Daniels and Daryl Braden.
September 28:	Acquired Jim Johnstone and second round draft picks in 1983 and 1985 from Atlanta for George Johnson.
September 30:	Signed draft choices Oliver Robinson and Willie Redden.
October 14:	Re-signed Johnny Moore.
October 16:	Signed Mike Dunleavy as a veteran free agent from Houston.
October 18:	Signed Bill Willoughby as a veteran free agent from Houston.
October 26:	Waived Willie Redden and U.S. Reed.
December 14:	Waived Jim Johnstone.
January 18:	Signed Coby Dietrick to a 10-day contract. Chicago received a fourth round draft pick in 1983 for relinquishing his rights.
February 8:	Waived Coby Dietrick.
February 9:	Signed Mike Sanders.
February 10:	Waived Bill Willoughby. Acquired Edgar Jones from Detroit for a second round draft pick in 1984 and a third round selection in 1985.
March 4:	Signed Geoff Crompton to a 10-day contract.
March 14:	Signed Geoff Crompton for the remainder of the season.
March 23:	Signed Robert Smith.
April 6:	Signed Billy Paultz.
April 7:	Waived Geoff Crompton.

1983–84

June 10:	Named Morris McHone Head Coach; Named Allan Bristow Assistant Coach.
June 15:	Acquired Fred Roberts from New Jersey for rights to Head Coach Stan Albeck.
July 1:	Signed Mike Mitchell.
July 11:	Acquired Dave Batton from Washington for future considerations.
August 3:	Waived Ed Rains.
August 17:	Signed draft pick Darrell Lockhart; Signed David Lawrence.
August 22:	Signed draft choice Kevin Williams.
October 14:	Waived Robert Smith.
October 17:	Acquired Keith Edmonson from Atlanta for cash. Waived Mike Sanders.
October 18:	Waived Oliver Robinson.
October 25:	Waived David Lawrence.
November 4:	Acquired Mark McNamara from Philadelphia for a second round draft pick in 1986; Waived Darrell Lockhart.
November 10:	Waived Dave Batton.
December 4:	Signed John Lucas; Waived Roger Phegley.
December 12:	Waived Kevin Williams.
December 28:	Named Bob Bass Head Coach replacing Morris McHone.
January 2:	Signed Robert Miller to a 10-day contract.
January 11:	Waived Robert Miller.
January 12:	Signed Dave Robisch to a 10-day contract.
January 21:	Acquired Ron Brewer from Golden State for a second round draft pick in 1985 and cash; Received a second round draft pick in 1984 for Keith Edmonson.
January 22:	Waived Dave Robisch.
February 25:	Signed Steve Lingenfelter to a 10-day contract.

(NBA SEASONS ONLY)

March 5: Waived Steve Lingenfelter.
March 6: Signed Brant Weidner to a10-day contract.
March 26: Signed Brant Weidner for the remainder of the season.
May 2: Re-signed Edgar Jones.
May 9: Named Cotton Fitzsimmons Head Coach.
May 25: Signed Ralph McPherson, Charlie Jones and Jose Slaughter.

1984–85

July 15: Named Scotty Robertson and Gary Fitzsimmons Assistant Coaches.
July 17: Signed draft choice Alvin Robertson.
July 19: Waived Brant Weidner.
August 17: Waived Dean Marquardt, Ken Stancell and Ralph McPherson.
August 23: Signed draft choice Ozell Jones.
August 29: Signed draft choice Joe Binion.
September 11: Waived Charlie Jones.
September 12: Matched an offer sheet from Houston to retain John Lucas.
September 27: Signed Ron Brewer.
October 4: Acquired James Bailey from Houston for John Lucas.
December 5: Waived Ron Brewer.
December 11: Acquired Billy Knight from Kansas City for Mark McNamara.
December 14: Acquired Jeff Cook from Cleveland for Edgar Jones and cash.
December 15: Acquired Marc Iavaroni from Philadelphia for a third round draft pick in 1986.
December 18: Acquired Utah's second round picks in 1986 and 1988 in exchange for Fred Roberts.
April 10: Signed David Thirdkill.
April 12: Signed Linton Townes.
May 2: Announced Scotty Robertson resigned as Assistant Coach.

1985–86

June 18: Acquired Steve Johnson and a second round draft pick in 1985 from Chicago for Gene Banks.
June 19: Waived Billy Knight.
July 2: Waived David Thirdkill.
July 8: Signed draft choice Mike Brittain.
July 11: Signed draft choice Alfredrick Hughes.
July 16: Waived Linton Townes. Named Don Buse Assistant Coach.
August 29: Signed Victor Fleming.
September 18: Signed Sidney Lowe and Stewart Granger.
September 20: Re-signed Jeff Cook; Signed draft choice Tyrone Corbin.
October 9: Acquired Earl Jones from the Los Angeles Lakers for future considerations.
October 14: Waived Stewart Granger and Sidney Lowe. Re-signed Marc Iavaroni.
October 15: Signed Wes Matthews.
October 23: Acquired Jon Sundvold from Seattle for a second round draft pick in 1986.
October 24: Acquired David Greenwood from Chicago for George Gervin.
October 25: Waived Victor Fleming and Ozell Jones.
October 29: Signed Johnny Moore.
January 15: Signed Rod Higgins to a 10-day contract.
February 1: Signed Ennis Whatley to a 10-day contract; Waived Rod Higgins.
February 10: Signed Jeff Lamp and Ray Williams to 10-day contracts.
February 16: Acquired Jeff Wilkins from Utah for Marc Iavaroni and Jeff Cook.

1986–87

May 27: Named Bob Weiss Head Coach.
June 19: Acquired Mychal Thompson and the draft rights to Larry Krystkowiak from Portland for Steve Johnson.
July 2: Re-signed Alvin Robertson.
July 9: Named Lee Rose Assistant Coach.
July 15: Signed Ed Nealy.
July 23: Signed draft choice Johnny Dawkins.
September 25: Re-signed Artis Gilmore.
October 8: Waived Forrest McKenzie, Alfredrick Hughes and Wes Matthews.
October 22: Waived Jeff Taylor.
October 28: Waived Mike Brittain.
November 22: Signed Forrest McKenzie.
December 15: Waived Forrest McKenzie.
December 18: Acquired Walter Berry from Portland for Kevin Duckworth.
December 29: Signed Anthony Jones to a 10-day contract.
January 17: Signed Anthony Jones for the remainder of the season.
January 21: Waived Tyrone Corbin.
February 13: Acquired Frank Brickowski and Petur Gudmundsson, along with a first round draft pick in 1987, a second round pick in 1990 and cash from the Lakers for Mychal Thompson.
March 12: Signed Mike Brittain to a 10-day contract.
March 21: Signed Mike Brittain to a second 10-day contract.
March 30: Waived Mike Brittain.

1987–88

October 1: Signed draft picks Todd May, Raynard Davis, Dennis Williams and Nate Blackwell.
October 6: Signed draft pick Greg Anderson.
October 8: Signed David Greenwood.
October 16: Signed Jerome Henderson.
October 27: Signed Kurt Nimphius as a veteran free agent from Detroit.
October 28: Waived Jerome Henderson.
November 4: Waived Anthony Jones.
November 6: Signed draft pick David Robinson.
November 12: Signed Leon Wood.
November 18: Acquired Charles Davis from Milwaukee for Larry Krystkowiak and cash.
November 19: Waived Johnny Moore.
December 1: Waived Nate Blackwell.
December 28: Waived Charles Davis.
January 29: Signed Pete Myers.
February 17: Waived Leon Wood.
March 10: Signed draft pick Phil Zevenbergen.
March 21: Signed Rick Wilson to a 10-day contract.
April 1: Signed Rick Wilson to a second 10-day contract.
April 8: Signed Richard Rellford to a 10-day contract.
April 11: Signed Rick Wilson for the remainder of the season.
April 18: Signed Richard Rellford for the remainder of the season.

1988–89

June 13: Named Larry Brown Head Coach.
June 23: Lost Jon Sundvold to Miami in the NBA Expansion Draft.
June 30: Signed Petur Gudmundsson.
July 22: Signed draft pick Shelton Jones.
July 28: Acquired the draft rights to Vernon Maxwell from Denver for a second round draft pick in 1989.
August 24: Acquired Albert King from Philadelphia for Pete Myers.
August 29: Acquired Dallas Comegys from New Jersey for Walter Berry.
September 2: Signed draft pick Willie Anderson.
September 23: Signed Rod Foster; Signed draft pick Barry Sumpter.
September 27: Signed Chuck Nevitt.
October 6: Extended Alvin Robertson's contract.
October 7: Signed Cedric Hunter.
October 8: Signed Pace Mannion.
October 13: Waived Rod Foster and Barry Sumpter.
October 21: Claimed Keith Smart off waivers from Golden State.
October 24: Waived Chuck Nevitt and Pace Mannion.
October 31: Waived Cedric Hunter.
November 2: Acquired Mike Smrek from Los Angeles Lakers for a second round draft pick in 1990.
November 3: Waived Phil Zevenbergen.
November 10: Waived Keith Smart; Signed John Stroeder and Darwin Cook.
November 14: Waived John Stroeder.

(NBA SEASONS ONLY)

November 22: Acquired Jerome Whitehead from Golden State for Shelton Jones.
November 25: Signed Frank Brickowski.
January 4: Signed Scott Roth to a 10-day contract.
January 13: Signed Scott Roth for the remainder of the season.
January 26: Acquired Calvin Natt and Jay Vincent from Denver for David Greenwood and Darwin Cook; Signed Michael Anderson to a 10-day contract.
February 6: Signed Michael Anderson to a second 10-day contract.
February 15: Signed Michael Anderson for the remainder of the season.
February 20: Waived Calvin Natt.
February 28: Signed Todd Mitchell to a 10-day contract.
March 4: Waived Albert King.
March 7: Waived Todd Mitchell.
March 20: Signed Anthony Bowie to a 10-day contract.
March 21: Waived Petur Gudmundsson.
March 29: Signed Anthony Bowie to a second 10-day contract.
April 9: Signed Anthony Bowie for the remainder of the season.
April 18: Waived Michael Anderson.
May 28: Acquired Terry Cummings from Milwaukee for Alvin Robertson and Greg Anderson.

1989–90

June 15: Lost Scott Roth to Minnesota in the NBA Expansion Draft.
July 17: Signed Jens-Uwe Gordon.
July 20: Signed Caldwell Jones.
July 21: Signed Anthony Bowie.
July 28: Signed Zarko Paspalj.
August 15: Traded Anthony Bowie to Houston for cash.
August 28: Acquired Maurice Cheeks, Cristian Welp and David Wingate from Philadelphia for Johnny Dawkins and Jay Vincent.
September 22: Signed Warren Martin.
September 29: Signed Jeff Lebo.
October 3: Signed Lorenzo Charles and Kermit Washington.
October 12: Signed draft pick Sean Elliott.
October 20: Waived Warren Martin.
October 31: Waived Cedric Hunter.
November 21: Waived Jens-Uwe Gordon.
November 22: Signed Johnny Moore; Waived Jeff Lebo.
February 21: Acquired Rod Strickland from New York for Maurice Cheeks; Traded Vernon Maxwell to Houston for cash.
February 22: Acquired Uwe Blab from Golden State for Christian Welp.
March 5: Signed Reggie Williams.
April 23: Signed Mike Mitchell; Waived Zarko Paspalj.

1990–91

July 20: Signed draft pick Tony Massenburg.
August 1: Acquired Paul Pressey from Milwaukee for Frank Brickowski.
August 20: Signed David Greenwood.
August 23: Renounced the rights to Caldwell Jones and Johnny Moore.
August 29: Signed draft pick Sean Higgins.
September 7: Signed David Rivers.
September 25: Acquired Mark McNamara from the Los Angeles Lakers for future considerations.
October 1: Signed Rick Calloway and Orlando Graham; Waived Uwe Blab.
October 11: Signed draft pick Dwayne Schintzius.
October 15: Waived Orlando Graham.
October 17: Waived David Rivers.
October 29: Waived Rick Calloway.
October 30: Acquired Sidney Green from Orlando for Mark McNamara.
November 1: Waived Mike Mitchell.
November 6: Signed Byron Dinkins.
December 10: Signed Pete Myers.
December 17: Waived Byron Dinkins.
December 24: Waived Pete Myers and Reggie Williams.
January 17: Signed Avery Johnson.
February 5: Signed Clifford Lett to a 10-day contract.
February 25: Waived Clifford Lett.

1991–92

May 17: Acquired Kevin Pritchard from Golden State for future considerations.
May 21: Waived David Greenwood.
June 28: Waived David Wingate.
August 9: Signed Tom Copa.
August 13: Signed Mark Davis and Eric Johnson.
August 15: Signed draft pick Greg Sutton.
September 5: Signed Steve Bardo.
September 23: Acquired Antoine Carr from Sacramento for Dwayne Schintzius.
October 2: Signed Tom Garrick and Paul Mokeski.
October 19: Waived Mark Davis and Eric Johnson.
October 28: Waived Paul Mokeski and Kevin Pritchard.
November 12: Signed Jud Buechler; Waived Steve Bardo.
December 2: Waived Tony Massenburg.
December 3: Signed Donald Royal.
December 12: Signed Vinnie Johnson; Waived Tom Garrick.
December 13: Waived Sean Higgins.
December 17: Signed Morlon Wiley; Waived Avery Johnson and Jud Buechler.
December 23: Signed restricted free agent Rod Strickland; Waived Morlon Wiley.
January 19: Signed Steve Bardo to a 10-day contract.
January 21: Fired Head Coach Larry Brown; Named Bob Bass Head Coach.
February 27: Signed Trent Tucker; Waived Steve Bardo.
April 15: Hired Jerry Tarkanian as Head Coach.

1992–93

May 5: Renounced their rights to Paul Pressey.
June 25: Waived Tom Copa, Vinnie Johnson and Donald Royal.
July 1: Acquired Dale Ellis from Milwaukee for the draft rights to Tracy Murray.
July 21: Signed Lloyd Daniels.
July 26: Signed draft pick Henry Williams.
July 30: Signed Vinny Del Negro.
August 10: Signed Larry Smith.
August 19: Signed Matt Othick.
September 3: Signed David Hoppen.
September 25: Signed Sam Mack.
October 6: Acquired David Wood from Houston in exchange for a second round draft pick in 1995.
October 7: Signed Mark Wade.
October 8: Signed Ennis Whatley.
October 14: Waived Henry Williams and Ennis Whatley.
October 26: Signed William Bedford.
October 30: Waived David Hoppen and Mark Wade.
November 3: Waived Greg Sutton.
November 19: Signed Avery Johnson; Waived Matt Othick.
December 9: Acquired J.R. Reid from Charlotte for Sidney Green.
December 18: Fired Head Coach Jerry Tarkanian; Named John Lucas Head Coach.
January 4: Waived William Bedford.

1993–94

August 13: Signed Sleepy Floyd.
August 16: Signed Chris Childs.
September 27: Signed Chuck Nevitt.
October 1: Obtained Dennis Rodman and Isaiah Morris from Detroit for Sean Elliott and David Wood.
October 21: Waived Sam Mack.
October 25: Waived Chris Childs and Isaiah Morris.
November 8: Obtained guard Negele Knight from Phoenix for a second round pick in 1994. Waived Chuck Nevitt.
December 15: Signed Jack Haley.

1994–95

May 31: Named Gregg Popovich Executive Vice President, Basketball Operations/General Manager.
June 2: Named Sam Schuler Director of Player Personnel.

(NBA SEASONS ONLY)

July 19:	Acquired Sean Elliott from Detroit for the draft rights to Bill Curley and a second round pick in 1997.
July 21:	Signed Chuck Person.
July 22:	Signed Avery Johnson.
August 25:	Signed Moses Malone.
August 29:	Named Bob Hill Head Coach.
August 31:	Named Hank Egan, Dave Cowens and Paul Pressey Assistant Coaches.
October 4:	Waived Lloyd Daniels.
October 6:	Signed Demetrius Calip, Corey Crowder, Jack Haley, Julius Nwosu and Matt Othick.
October 10:	Waived Demetrius Calip and Matt Othick.
October 27:	Waived Corey Crowder and Keith Johnson.
November 12:	Signed Corey Crowder.
December 26:	Signed Doc Rivers; Waived Corey Crowder.
February 26:	Signed Howard Eisley to a 10-day contract.
March 9:	Signed Howard Eisley to a second 10-day contract.
March 18:	Signed Howard Eisley for the season.
April 17:	Waived Howard Eisley.

1995–96

September 29:	Signed Greg Anderson, Carl Herrera and Brad Lohaus. Signed Sean Elliott.
October 2:	Obtained Will Perdue, along with other considerations, from Chicago for Dennis Rodman.
October 5:	Signed Bryan Collins, Sean Gay and Artie Griffin.
October 7:	Signed Dell Demps.
October 10:	Waived Bryan Collins.
October 13:	Waived Sean Gay.
October 20:	Waived Artie Griffin.
October 24:	Waived Sebastian Neal.
December 6:	Signed David Robinson to a new, multi-year contract.
February 8:	Obtained Charles Smith and Monty Williams from New York for Brad Lohaus, J.R. Reid and a first round pick in 1996.
August 29:	Signed Vernon Maxwell.

1996–97

October 3:	Signed Elmer Bennett, Dexter Boney and Greg Kite.
October 4:	Signed Dominique Wilkins.
October 29:	Waived Elmer Bennett, Dexter Boney and Greg Kite.
October 30:	Signed Tim Kempton.
December 10:	Waived Tim Kempton. Fired Head Coach Bob Hill; Named Gregg Popovich Head Coach.
December 18:	Signed Stephen Howard.
December 26:	Signed Gaylon Nickerson.
January 6:	Signed Jason Sasser to a 10-day contract; Waived Stephen Howard and Gaylon Nickerson.
January 8:	Signed Devin Gray to a 10-day contract.
January 17:	Signed Jason Sasser to a second 10-day contract.
January 28:	Signed Jamie Feick and Darrin Hancock to 10-day contracts.
February 10:	Signed Jamie Feick to a second 10-day contract.
February 20:	Signed Jamie Feick for the remainder of season.
March 2:	Signed Joe Courtney to a 10-day contract.
April 23:	Announced that Gregg Popovich had signed a new contract to continue as Head Coach and General Manager.
July 2:	Re-signed Avery Johnson.

1997–98

September 29:	Signed Donnie Boyce, Reggie Geary, Artie Griffin, Shaun Igo, Jaren Jackson, Malik Rose and David Wood.
October 2:	Signed Danya Abrams.
October 8:	Waived Donnie Boyce and Artie Griffin.
October 15:	Waived Danya Abrams and David Wood.
October 23:	Waived Shaun Igo.
January 6:	Waived Charles Smith.
February 24:	Signed Willie Burton to a 10-day contract.
February 27:	Waived Cory Alexander.
March 6:	Signed Willie Burton to a second 10-day contract.
March 16:	Signed Willie Burton for the remainder of the season.
April 1:	Signed Brad Lohaus to a 10-day contract.
April 11:	Signed Brad Lohaus for the remainder of the season.

1998–99

June 24:	Obtained Antonio Daniels from Vancouver for Carl Herrera and Felipe Lopez.
January 21:	Signed Mario Elie, Chris Garner, Andrew Gaze, Jerome Kersey, Gerard King, Jerald Reiner, Brett Robisch and Brandon Williams. Obtained Steve Kerr from Chicago for Chuck Person and a conditional first round pick.
January 25:	Waived Jerald Reiner and Brett Robisch.
February 2:	Waived Chris Garner.
July 6:	Signed Gregg Popovich to a multi-year contract extension.

1999–00

August 5:	Signed Terry Porter.
August 26:	Signed Samaki Walker.
August 31:	Signed Felton Spencer.
September 24:	Signed Ira Newble and Carl Thomas.
October 1:	Signed Chucky Brown and Jerod Ward.
October 3:	Signed Todd Lindeman.
October 7:	Waived Jerod Ward.
October 25:	Waived Carl Thomas.
October 27:	Waived Ira Newble and Todd Lindeman.
February 4:	Waived Chucky Brown.
June 16:	Named Alvin Gentry Assistant Coach.
July 21:	Signed second round draft pick Chris Carrawell.
August 2:	Re-signed Tim Duncan; Signed free agent Raja Bell.
August 3:	Re-signed Avery Johnson and Antonio Daniels.
August 4:	Signed Derek Anderson.
August 10:	Signed Danny Ferry.
August 11:	Signed Ira Newble and Shawnelle Scott.

2000–01

July 21:	Signed Chris Carrawell.
August 2:	Signed Tim Duncan and Raja Bell.
August 3:	Signed Avery Johnson and Antonio Daniels.
August 4:	Signed Derek Anderson.
August 10:	Signed Danny Ferry.
August 11:	Signed Ira Newble and Shawnelle Scott.
August 25:	Named Mike Brown Assistant Coach.
October 2:	Signed Ndongo N'Daiye.
October 9:	Waived Ndongo N'Daiye.
October 24:	Waived Chris Carrawell.
October 30:	Waived Raja Bell.
June 29:	Named Lance Blanks Head Scout. Waived Samaki Walker.
July 25:	Obtained Steve Smith from Portland for Derek Anderson and Steve Kerr.
July 31:	Signed Bruce Bowen.
August 1:	Re-signed Danny Ferry. Signed Mark Bryant.
August 2:	Signed Stephen Jackson and Charles Smith.
August 3:	Signed Amal McCaskill and Cherokee Parks.

2001–02

September 21:	Signed first round draft pick Tony Parker.
October 1:	Signed Gerald Brown.
October 8:	Waived Bryan Bracey.
October 29:	Waived Gerald Brown.
December 19:	Signed Jason Hart.
May 28:	Announced the retirement of Assistant Coach Hank Egan.
June 26:	Obtained Speedy Claxton from Philadelphia for Mark Bryant and the rights to John Salmons and Randy Holcomb.
July 1:	Named R.C. Buford General Manager.

(NBA SEASONS ONLY)

2002–03

July 19:	Signed 1999 second round draft pick (57th overall) Manu Ginobili.
July 22:	Re-signed Danny Ferry.
July 24:	Re-signed Bruce Bowen.
July 26:	Named Brett Brown Director of Player Development.
July 29:	Re-signed Malik Rose.
August 5:	Acquired Steve Kerr and Erick Barkley and a 2003 second round pick from Portland in exchange for Amal McCaskill, Charles Smith and Antonio Daniels.
August 26:	Signed Kevin Willis.
Sept. 6:	Named PJ Carlesimo Assistant Coach.
Sept. 30:	Signed Eric Riley, Joe White, Devin Brown, Mikki Moore and Duane Causwell.
October 3:	Acquired Mengke Bateer from Detroit in exchange for a 2003 second round pick. Waived Eric Riley and Duane Causwell.
October 23:	Waived Devin Brown, Joe White and Mikki Moore.
October 26:	Traded Erick Barkley to Chicago and cash considerations for future considerations.
November 3:	Signed Devin Brown.
November 19:	Waived Devin Brown.
November 20:	Signed Anthony Goldwire.
December 29:	Waived Anthony Goldwire.

2003–04

July 16:	Re-signed Tim Duncan. Signed Rasho Nesterovic.
July 24:	Traded Danny Ferry to Indiana as part of a three team deal, acquired Hedo Turkoglu from Sacramento and Ron Mercer from Indiana. Signed Robert Horry.
July 30:	Signed Devin Brown and Anthony Carter.
August 1:	Re-signed Kevin Willis.
September 4:	Named Mario Ellie Assistant Coach.
September 29:	Signed Larry Ayuso, Ernest Brown, Alex Garcia, Dan Langhi, Sean Marks and Igor Rakocevic.
October 5:	Waived Igor Rakocevic.
October 8:	Picked up fourth year option for Tony Parker.
October 16:	Waived Larry Ayuso.
October 17:	Signed Shane Heal.
October 20:	Waived Ernest Brown.
October 23:	Waived Dan Langhi.
October 31:	Waived Sean Marks. Signed Jason Hart.
November 17:	Waived Shane Heal. Signed Sean Marks.
December 5:	Bought out the remainder of Anthony Carter's contract.
December 16:	Signed Head Coach Gregg Popovich to a multi-year contract extension through the 2007–08 season.
January 9:	Signed Charlie Ward.
February 27:	Waived Ron Mercer.
March 8:	Signed Matt Carroll.

2004–05

July 14:	Re-signed Bruce Bowen. Signed Beno Udrih
July 15:	Re-signed Manu Ginobili. Signed Brent Barry and Romain Sato
August 4:	Re-signed Sean Marks. Signed Tony Massenburg
August 5:	Re-signed Robert Horry
August 25:	Signed Linton Johnson III
September 30:	Signed James Thomas
October 4:	Signed Ruben Boumte Boumte and Marque Perry
October 18:	Waived Valter Monteiro
October 27:	Waived James Thomas
November 2:	Signed Tony Parker to a multi-year contract extension
February 24:	Obtained Nazr Mohammed and Jamison Brewer from the New York Knicks in exchange for Malik Rose and a pair of first round picks. Waived Romain Sato
February 26:	Waived Jamison Brewer
March 17:	Signed Dion Glover to a 10-day contract
March 30:	Signed Dion Glover to a second 10-day contract
April 4:	Signed Glenn Robinson and waived Dion Glover

2005–06

July 13:	Named Chip Engelland Assistant Coach.
August 2:	Re-signed Robert Horry. Signed Fabricio Oberto.
August 29:	Signed Nick Van Exel.
September 2:	Signed Michael Finley.
September 6:	Re-signed Sean Marks.
September 29:	Signed Kyle Bailey, Stephen Graham, Sharrod Ford, Melvin Sanders and Jawad Williams.
September 30:	Named Sam Presti Assistant General Manager, Dell Demps Director of Pro Player Personnel and Rob Hennigan Basketball Operations Assistant.
October 15:	Waived Kyle Bailey.
October 17:	Waived Jawad Williams.
October 26:	Waived Stephen Graham, Sharrod Ford and Melvin Sanders.
November 9:	Signed Melvin Sanders.
November 17:	Signed Alex Scales.
November 19:	Waived Melvin Sanders.
November 29:	Waived Alex Scales.
January 22:	Signed Melvin Sanders to a 10-day contract.
March 16:	Signed Melvin Sanders to a second 10-day contract.
March 26:	Signed Melvin Sanders for remainder of season.
June 22:	Obtained Matt Bonner, Eric Williams and a 2009 second round pick from Toronto in exchange for Rasho Nesterovic.
July 12:	Signed Jacque Vaughn.
July 21:	Signed Jackie Butler.
August 2:	Signed Francisco Elson.

2006–07

September 15:	Signed Charles Lee, Rich Melzer, Jared Reiner and Jamar Smith.
September 20:	Signed Olu Famutimi. Named Sam Presti Vice President/Assistant General Manager.
October 20:	Waived Olu Famutimi, Rich Melzer and Jared Reiner.
October 26:	Waived Charles Lee, Melvin Sanders and Jamar Smith.
October 28:	Exercised fourth-year option on Beno Udrih.
November 3:	Signed James White.
December 15:	Assigned James White to the Austin Toros of the NBA Development League.
December 26:	Recalled James White from the Austin Toros.
December 29:	Assigned James White to the Austin Toros.
January 27:	Recalled James White from the Austin Toros.
February 13:	Obtained Melvin Ely from Charlotte in exchange for Eric Williams and a 2009 second round pick.
June 28:	Obtained a 2008 second round pick from Toronto in exchange for the draft rights to Giorgos Printezis.
July 12:	Obtained Vassilis Spanoulis, a 2009 second round pick and other considerations from Houston in exchange for Jackie Butler and the rights to Luis Scola. Re-signed Matt Bonner and Jacque Vaughn.
July 18:	Re-signed Fabricio Oberto.
July 23:	Waived James White.
August 16:	Signed Ime Udoka.
August 23:	Signed Ian Mahinmi. Released Vassilis Spanoulis from his contract.

2007–08

September 4:	Named Brett Brown and Chad Forcier Assistant Coaches.
September 29:	Signed Marcus Williams.
October 1:	Signed Kris Lang, Keith Langford, Anthony Lever-Pedroza and Darius Washington.
October 7:	Re-signed Bruce Bowen to a contract extension.
October 19:	Waived Anthony Lever-Pedroza.
October 24:	Waived Kris Lang and Keith Langford.
October 27:	Waived Marcus Williams.
October 29:	Traded Beno Udrih to the Minnesota Timberwolves in exchange for a protected 2008 second round draft pick.
November 2:	Re-signed Tim Duncan to a contract extension.
November 21:	Assigned Ian Mahinmi to the Austin Toros.
November 29:	Assigned Darius Washington to the Austin Toros.
December 13:	Recalled Darius Washington from the Austin Toros.
December 21:	Assigned Darius Washington to the Austin Toros.
December 26:	Signed Marcus Williams.
December 28:	Waived Darius Washington. Signed Keith Langford.

December 29: Waived Marcus Williams. Signed DerMarr Johnson.
January 7: Waived DerMarr Johnson and Keith Langford.
January 10: Signed Jeremy Richardson to a 10-day contract.
January 20: Signed Jeremy Richardson to a second 10-day contract.
January 28: Recalled Ian Mahinmi from the Austin Toros.
February 1: Assigned Ian Mahinmi to the Austin Toros.
February 3: Signed Damon Stoudamire.
February 20: Obtained Kurt Thomas from the Seattle SuperSonics in exchange for Francisco Elson, Brent Barry and a 2009 first round draft pick.
March 24: Signed Brent Barry.
April 1: Signed Bobby Jones to a 10-day contract.
April 11: Signed DerMarr Johnson.
June 26: Traded draft rights of Gordan Dragic to Phoenix Suns in exchange for Malik Hairston, a 2009 second-round pick and cash considerations.
July 7: Signed Roger Mason Jr.
July 22: Re-signed Kurt Thomas.
July 23: Signed Anthony Tolliver.
August 22: Re-signed Michael Finley.

2008–09

September 17: Signed Desmon Farmer, Devin Green, Brian Morrison and Darryl Watkins.
September 24: Signed George Hill and Salim Stoudamire
October 1: Signed Charles Gaines and waived Brian Morrison.
October 20: Waived Charles Gaines.
October 23: Waived Salim Stoudamire, Devin Green and Darryl Watkins.
October 26: Waived Malik Hairston.
November 14: Assigned Ian Mahinmi to the Austin Toros.
November 16: Signed Blake Ahearn and waived Desmon Farmer.
November 30: Assigned Blake Ahearn to the Austin Toros.
December 2: Recalled Ian Mahinmi from the Austin Toros and assigned Anthony Tolliver the Toros.
December 15: Waived Blake Ahearn.
December 19: Recalled Anthony Tolliver from the Austin Toros.
December 22: Signed Malik Hairston.
December 26: Assigned Malik Hairston to the Austin Toros
January 7: Waived Anthony Tolliver.
January 16: Signed Austin Croshere to a 10-day contract.
February 1: Re-assigned Ian Mahinmi to the Toros.
February 25: Signed Pops Mensah-Bonsu to a 10-day contract.
March 5: Signed Drew Gooden.
March 25: Assigned Malik Hairston to the Austin Toros
April 2: Assigned Ian Mahinmi to the Austin Toros.
April 8: Signed Marcus Williams and waived Malik Hairston.
April 15: Assigned Marcus Williams to the Austin Toros.
June 23: Obtained Richard Jefferson from Milwaukee in exchange for Bruce Bowen, Fabricio Oberto and Kurt Thomas.
July 8: Signed Marcus Haislip and Malik Hairston.
July 10: Signed Antonio McDyess.
July 16: Signed DeJuan Blair.
July 24 Signed Theo Ratliff.

2009–10

September 23: Signed Keith Bogans, Curtis Jerrells and Dwayne Jones, waived Jack McClinton.
October 13: Waived Dwayne Jones.
October 22: Waived Curtis Jerrells.
October 25: Waived Marcus Williams.
December 4: Assigned Malik Hairston to the Austin Toros.
December 7: Recalled Malik Hairston from the Austin Toros.
January 14: Assigned Malik Hairston to the Austin Toros.
January 22: Waived Marcus Haislip.
February 18: Traded Theo Ratliff to Charlotte in exchange for a protected 2016 second-round pick.
February 21: Recalled Malik Hairston from the Austin Toros.
March 1: Granted Michael Finley release from his contract.
March 10: Signed Cedric Jackson to a 10-day contract.
March 13: Signed Garrett Temple to a 10-day contract.
March 23: Signed Garrett Temple.
March 24: Signed Curtis Jerrells; assigned to the Austin Toros.
March 29: Signed Alonzo Gee.
April 8: Assigned Alonzo Gee to the Austin Toros.
April 23: Recalled Alonzo Gee and Curtis Jerrells from the Austin Toros.

2010-11

July 12: Signed Tiago Splitter.
July 13: Re-signed Matt Bonner.
July 21: Re-signed Richard Jefferson.
July 22: Signed Gary Neal.
July 23: Signed James Anderson.
July 29: Released guard Malik Hairston.
September 27: Signed center Marcus Cousin, guard Thomas Gardner and forward Bobby Simmons.
September 28: Signed guard Kirk Penney.
September 30: Waived guard Thomas Gardner.
October 11: Waived guard Kirk Penney.
October 18: Traded guard Curtis Jerrells to New Orleans in exchange for a conditional second-round draft pick.
October 19: Waived forward James Gist.
October 21: Waived center Marcus Cousin.
November 5: Waived forward Bobby Simmons and signed guard Chris Quinn.
November 11: Waived guard Garrett Temple.
November 16: Waived guard Alonzo Gee.
November 17: Signed guard/forward Danny Green.
November 23: Waived guard Danny Green.
November 24: Signed guard/forward Ime Udoka.
January 5: Waived guard/forward Ime Udoka.
January 16: Signed forward Larry Owens to 10-day contract.
January 26: Signed forward Larry Owens to second 10-day contract and assigned guard James Anderson to Austin Toros of NBA Development League.
January 29: Recalled guard James Anderson from Austin Toros.
February 7: Assigned guard James Anderson to Austin Toros.
February 8: Signed forward Steve Novak to 10-day contract.
February 22: Signed forward Steve Novak to second 10-day contract.
February 23: Recalled guard James Anderson from Austin Toros.
March 4: Signed guard/forward Othyus Jeffers to 10-day contract and signed Steve Novak.
March 6: Signed guard/forward Danny Green.
March 25: Signed forward Da'Sean Butler.
April 2: Assigned guard/forward Danny Green to Austin Toros.
April 3: Recalled guard/forward Danny Green from Austin Toros.
June 23: Obtained the draft rights to Kawhi Leonard, Davis Bertans and Erazem Lorbek from the Indiana Pacers in exchange for George Hill.

2011-12

December 9: Signed T.J. Ford.
December 10: Signed Kawhi Leonard, Devin Gibson, Frank Hassell, Doug Thomas and Luke Zeller.
December 12: Signed Antoine Hood and Gani Lawal and waived Devin Gibson.
December 13: Waived Da'Sean Butler.
December 18: Waived Antoine Hood and Doug Thomas.
December 15: Signed Steve Novak.
December 19: Waived Steve Novak and Antonio McDyess.
December 22: Waived Gani Lawal.
December 24: Waived Frank Hassell and Luke Zeller.
January 2: Gary Neal assigned to Austin Toros.
January 3: Assigned Cory Joseph to Austin Toros and recalled Gary Neal. Signed Ike Diogu.
January 11: Waived Ike Diogu signed Malcolm Thomas and recalled Cory Joseph.
January 30: Assigned Malcolm Thomas to Austin Toros.
February 7: Waived Malcolm Thomas.
February 20: Signed Eric Dawson to a 10-day contract.
March 3: Assigned Cory Joseph to Austin Toros.
March 9: Recalled Cory Joseph from Austin Toros.
March 15: Obtained Stephen Jackson from the Golden State Warriors for Richard Jefferson, T.J. Ford and a protected first round pick; signed Eric Dawson to a 10-day contract.
March 20: Cory Joseph assigned to Austin Toros.
March 23: Signed Boris Diaw.
March 24: Waived Eric Dawson and signed Justin Dentmon.
March 27: Signed Patty Mills.
March 30: Released Justin Dentmon.
April 25: Signed Derrick Byars and recalled Cory Joseph from Austin Toros.

2012-13

November 15: Assigned Cory Joseph to the Austin Toros of the NBA D-League.
November 21: Signed James Anderson and recalled Cory Joseph from the Austin Toros.
December 1: Assigned Cory Joseph to the Austin Toros.
December 2: Assigned Nando De Colo to the Austin Toros.
December 3: Recalled Nando De Colo from the Austin Toros.
December 5: Recalled Cory Joseph from the Austin Toros.
December 17: Assigned Cory Joseph to the Austin Toros.
December 19: Assigned Kawhi Leonard to the Austin Toros.
December 20: Recalled Kawhi Leonard from the Austin Toros.
December 20: Waived James Anderson.
January 4: Assigned Nando De Colo to the Austin Toros.
January 5: Recalled Nando De Colo from the Austin Toros.
January 14: Recalled Cory Joseph from the Austin Toros.
January 23: Assigned Cory Joseph to the Austin Toros.
January 23: Signed Aron Baynes and recalled Cory Joseph from the Austin Toros.
January 24: Assigned Cory Joseph to the Austin Toros.
February 1: Assigned Aron Baynes to the Austin Toros.
February 4: Recalled Aron Baynes from the Austin Toros.
February 28: Recalled Cory Joseph from the Austin Toros and assigned Aron Baynes to the Austin Toros.
March 1: Recalled Aron Baynes from the Austin Toros.
March 15: Assigned Aron Baynes and Nando De Colo to the Austion Toros.
March 16: Recalled Nando De Colo from the Austin Toros.
March 19: Recalled Aron Baynes from the Austin Toros.
March 24: Assigned Aron Baynes to the Austin Toros.
March 31: Recalled Aron Baynes from the Austin Toros.
April 5: Assigned Aron Baynes to the Austin Toros.
April 8: Recalled Aron Baynes from the Austin Toros.
April 12: Waived Stephen Jackson.
April 16: Signed Tracy McGrady.

2013-14

October 10: Waived Sam Young.
October 15 Waived Marcus Cousin, Myck Kabongo and Corey Maggette.
October 20 Waived Dan Nwaelele and Courtney Fells.
October 25 Signed Josh Howard.
October 26 Waived Josh Howard.
December 1 Assigned Aron Baynes and Nando De Colo to Austin Toros.
December 2 Recalled Aron Baynes and Nando De Colo from Austin Toros.
December 3. Signed Malcolm Thomas.
December 8 Assigned Aron Baynes, Nando De Colo and Malcolm Thomas to the Austin Toros.
December 9 Recalled Aron Baynes and Nando De Colo.
December 13 Recalled Malcolm Thomas.
December 21 Assigned Nando De Colo and Malcolm Thomas to Austin Toros.
December 29 Assigned Nando De Colo and Malcolm Thomas to Austin Toros.
December 31 Recalled Nando De Colo and Malcolm Thomas.
January 3 Assigned Nando De Colo and Malcolm Thomas to Austin Toros.
January 4 Recalled Nando De Colo.
January 5 Assigned Nando De Colo to Austin Toros.
January 23 Waived Malcolm Thomas.
January 24 Signed Othyus Jeffers to 10-day contract.
February 1 Signed Shannon Brown to 10-day contract.
February 12 Signed Shannon Brown to second 10-day contract.
February 20 Acquired Austin Daye from Toronto Raptors in exchange for Nando De Colo.
March 15 Assigned Austin Daye to the Austin Toros.
March 16 Recalled Austin Daye.
April 3 Signed Damion James to 10-day contract.
April 13 Signed Damion James for remainder of 2013-14 season.

2014-15

July 9: Signed Head Coach Gregg Popovich to a multi-year contract extension.
July 11: Re-signed Patty Mills, signed draft pick Kyle Anderson.
July 15: Named Ettore Messina assistant coach.
July 21: Re-signed Matt Bonner.
August 1: Signed Tony Parker to a multi-year contract extension.
August 5: Named Becky Hammon assistant coach.
September 26: Re-signed Aron Baynes.
October 13: Waived John Holland.
October 23: Waived Bryce Cotton and Josh Davis.
October 24: Signed Fuquan Edwin and Robert Vaden.
Obtober 25: Waived JaMychal Green, Fuquan Edwin and Robert Vaden.
November 23: Assigned Kyle Anderson to the Austin Spurs.
November 24: Recalled Klye Anderson from the Austin Spurs.
January 17: Waived Austin Daye.
January 18: Signed JaMychal Green to a 10-day contract.
January 20: Assigned Kyle Anderson to the Austin Spurs.
January 28: Signed Reggie Williams to a 10-day contract.
February 8: Signed Reggie Williams to a second 10-day contract.
February 20: Signed Reggie Williams for remainder of the season, recalled Kyle Anderson from the Austin Spurs.
February 21: Assigned Kyle Anderson to the Austin Spurs.
March 9: Recalled Kyle Anderson from the Austin Spurs.
March 12: Assigned Kyle Anderson to the Austin Spurs.
March 16: Recalled Kyle Anderson from the Austin Spurs.
March 26: Assigned Kyle Anderson to the Austin Spurs.
April 8: Recalled Kyle Anderson from the Austin Spurs.
April 11: Assigned Kyle Anderson to the Austin Spurs.
April 12: Recalled Kyle Anderson from the Austin Spurs.
April 17: Assigned Kyle Anderson to the Austin Spurs.
April 22: Recalled Kyle Anderson from the Austin Spurs.

2015-16

June 17: Named James Borrego assistant coach.
June 25: Drafted Nikola Milutinov (26th overall) and Cady Lalanne (55th overall).
July 9: Re-signed Tim Duncan.
July 9: Signed LaMarcus Aldridge.
July 9: Acquired Ray McCallum in a trade with Sacramento.
July 14: Re-signed Danny Green.
July 15: Re-signed Matt Bonner.
July 16: Re-signed Kawhi Leonard.
July 17: Signed David West.
July 20: Re-signed Manu Ginobili.
July 21: Signed Boban Marjanovic.
July 22: Signed Jonathon Simmons and Jimmer Fredette.
September 28: Signed Deshaun Thomas, Rasual Butler, Youssou Ndoye and Keifer Sykes.
October 21: Waived Jimmer Fredette, Youssou Ndoye, Keifer Sykes and Deshaun Thomas.
October 22: Signed Julian Washburn.
October 24: Waived Reggie Williams and Julian Washburn.
October 26: Exercised third-year team option on Kyle Anderson.
November 7: Assigned Jonathon Simmons to Austin Spurs.
November 14: Recalled Jonathon Simmons.
November 16: Assigned Jonathon Simmons to Austin Spurs.
November 18: Recalled Jonathon Simmons.
December 4: Assigned Boban Marjanovic and Ray McCallum to Ausin Spurs.
December 5: Recalled Ray McCallum.
December 6: Recalled Boban Marjanovic.
December 16: Assigned Ray McCallum to Austin Spurs.
December 21: Recalled Ray McCallum.
December 27: Assigned Ray McCallum to Austin Spurs.
December 28: Recalled Ray McCallum.
December 29: Assigned Ray McCallum to Austin Spurs.
December 30: Recalled Ray McCallum.
January 2: Assigned Ray McCallum to Austin Spurs.
January 4: Recalled Ray McCallum.
January 29: Assigned Ray McCallum to Austin Spurs.
February 1: Recalled Ray McCallum.

February 29:	Waived Ray McCallum.
February 29:	Signed Andre Miller.
March 9:	Waived Rasual Butler.
March 17:	Assigned Jonathon Simmons to Austin Spurs.
March 19:	Recalled Jonathon Simmons.
March 20:	Assigned Boban Marjanovic and Jonathon Simmons to Austin Spurs.
March 22:	Recalled Boban Marjanovic and Jonathon Simmons.

2016-17

June 23:	Drafted Dejounte Murray (29th overall).
July 14:	Re-signed Manu Ginobili and signed Pau Gasol, Dejounte Murray, Davis Bertans, Dewayne Dedmon, Bryn Forbes and Ryan Arcidiacono.
July 22:	Signed Livio Jean-Charles.
July 29:	Signed Patricio Garino.
Aug. 2:	Signed David Lee.
Sept. 26:	Signed Nicolas Laprovittola, Ryan Richards and Joel Anthony, hired Will Hardy as assistant coach.
Sept. 29:	Waived Ryan Richards.
Oct. 22	Waived Joel Anthony, Ryan Arcidiacono, Patricio Garino and Livio Jean-Charles
Nov. 2	Assigned Dejounte Murray to Austin Spurs
Nov. 3	Recalled Dejounte Murray from Austin Spurs
Nov. 6	Assigned Bryn Forbes, Danny Green and Dejounte Murray to Austin Spurs
Nov. 7	Recalled Bryn Forbes, Danny Green and Dejounte Murray from Austin Spurs
Nov. 13	Assigned Davis Bertans, Bryn Forbes and Dejounte Murray to Austin Spurs
Nov. 14	Recalled Davis Bertans, Bryn Forbes and Dejounte Murray from Austin Spurs
Nov. 15	Assigned Dejounte Murray to Austin Spurs, recalled Dejounte Murray from Austin Spurs
Nov. 19	Assigned Bryn Forbes and Dejounte Murray to Austin Spurs
Nov. 20	Recalled Bryn Forbes and Dejounte Murray f rom Austin Spurs
Nov. 27	Assigned Bryn Forbes, Nico Laprovittola and Dejounte Murray to Austin Spurs
Nov. 29	Recalled Bryn Forbes, Nico Laprovittola and Dejounte Murray from Austin Spurs
Dec. 3	Assigned Davis Bertans and Dejounte Murray to Austin Spurs
Dec. 4	Recalled Davis Bertans from Austin Spurs
Dec. 18	Assigned Bryn Forbes to Austin Spurs
Dec. 22 from Austin Spurs	Recalled Bryn Forbes and Dejounte Murray
Dec. 27	Waived Nico Laprovittola
Dec. 27	Assigned Bryn Forbes to Austin Spurs
Jan. 2	Recalled Bryn Forbes from Austin Spurs
Jan. 3	Assigned Bryn Forbes to Austin Spurs
Jan. 6	Assigned Dejounte Murray to Austin Spurs
Jan. 7	Recalled Dejounte Murray from Austin Spurs
Jan. 8	Assigned Dejounte Murray to Austin Spurs
Jan. 9	Recalled Dejounte Murray from Austin Spurs
Jan. 14	Recalled Bryn Forbes from Austin Spurs
Jan. 23	Signed Joel Anthony to 10-day contract
Feb. 2 contract	Signed Joel Anthony to second 10-day
Feb. 3 Austin Spurs	Assigned Bryn Forbes and Dejounte Murray to
Feb. 4 from Austin Spurs	Recalled Bryn Forbes and Dejounte Murray
Feb. 6	Assigned Bryn Forbes to Austin Spurs
Feb. 10	Recalled Bryn Forbes from Austin Spurs
Feb. 12	Signed Joel Anthony to rest-of-season contract
Feb. 22	Assigned Bryn Forbes to Austin Spurs
Mar. 5 to Austin Spurs	Assigned Davis Bertans and Dejounte Murray
Mar. 6 from Austin Spurs	Recalled Davis Bertans and Dejounte Murray
Mar. 8	Recalled Bryn Forbes from Austin Spurs
Mar. 26 Austin Spurs	Assigned Davis Bertans and Bryn Forbes to
Mar. 27 Austin Spurs	Recalled Davis Bertans and Bryn Forbes from

2017-18

June 22:	Drafted Derrick White.
July 6:	Signed Rudy Gay.
July 14:	Signed Brandon Paul.
July 18:	Signed Joffrey Lauvergne
July 24:	Re-signed Pau Gasol, signed Matt Costello
Aug. 4:	Re-signed Patty Mills
Aug. 23:	Signed London Perrantes
Sept. 11:	Signed Darrun Hilliard to two-way contract.
Sept. 25:	Signed Amida Brimah
Oct. 12:	Waived Amida Brimah and London Perrantes.
Oct. 15:	Exercised team option on Dejounte Murray.
Oct. 16:	Signed LaMarcus Aldridge to extension.
Oct. 25:	Assigned Tony Parker to Austin Spurs.
Oct. 31:	Assigned Davis Bertans and Derrick White to Austin Spurs.
Nov. 1:	Recalled Tony Parker, Davis Bertans and Derrick White from Austin Spurs.
Nov. 4:	Assigned Davis Bertans and Derrick White to Austin Spurs.
Nov. 5:	Recalled Davis Bertans and Derrick White from Austin Spurs.
Nov. 6:	Assigned Tony Parker to Austin Spurs.
Nov. 7:	Recalled Tony Parker from Austin Spurs.
Dec. 10:	Assigned Derrick White to Austin Spurs.
Dec. 16:	Recalled Derrick White from Austin Spurs.
Dec. 17:	Assigned Derrick White to Austin Spurs.
Dec. 26:	Recalled Derrick White from Austin Spurs.
Dec. 27:	Assigned Derrick White to Austin Spurs.
Dec. 29:	Recalled Derrick White from Austin Spurs.
Jan. 2:	Assigned Derrick White to Austin Spurs.
Jan. 3:	Recalled Derrick White from Austin Spurs.
Jan. 20:	Assigned Derrick White and Brandon Paul to Austin Spurs.
Jan. 21:	Recalled Derrick White and Brandon Paul from Austin Spurs.
Jan. 23:	Assigned Derrick White to Austin Spurs.
Jan. 29:	Recalled Derrick White from Austin Spurs.
Feb. 1:	Assigned Derrick White to Austin Spurs.
Feb. 5:	Recalled Derrick White from Austin Spurs.
Feb. 23:	Assigned Derrick White to Austin Spurs.
Feb. 27:	Recalled Derrick White from Austin Spurs.
March 2:	Assigned Brandon Paul and Derrick White to Austin Spurs.
March 3:	Recalled Brandon Paul and Derrick White from Austin Spurs.
March 4:	Assigned Derrick White to Austin Spurs.
March 12:	Recalled Derrick White from Austin Spurs.
March 15:	Assigned Derrick White to Austin Spurs.
April 4:	Recalled Derrick White from Austin Spurs.
April 5:	Assigned Derrick White to Austin Spurs.
April 12:	Recalled Derrick White from Austin Spurs.

2018-19

June 21:	Drafted Lonnie Walker IV (18th overall) and Chimezie Metu (49th overall).
July 11:	Re-signed Rudy Gay and Davis Bertans.
July 18:	Acquired DeMar DeRozan and Jakob Poeltl from Toronto in exchange for Kawhi Leonard and Danny Green.
July 19:	Signed Dante Cunningham.
July 20:	Re-signed Bryn Forbes, signed Marco Belinelli.
July 31:	Waived Brandon Paul.
Aug. 27:	Manu Ginobili announces retirement.
Aug. 29:	Signed Quincy Pondexter.
Sept. 20:	Waived Amida Brimah, Julian Washburn.
Sept. 23:	Waived Olivier Hanlan.
Sept. 24:	Signed Drew Eubanks, Nick Johnson, Jaron Blossomgame and Okaro White.
Oct. 8:	Waived Jaron Blossomgame.
Oct. 9:	Signed Josh Huestis.
Oct. 11:	Waived Josh Huestis.
Oct. 13:	Waived Nick Johnson and Okaro White.
Nov. 5:	Assigned Derrick White to Austin Spurs.
Nov. 7:	Recalled Derrick White from Austin Spurs.
Nov. 8:	Assigned Chimezie Metu to Austin Spurs.
Nov. 9:	Recalled Chimezie Metu from Austin Spurs.
Nov. 20:	Signed Ben Moore to a two-way contract.

Nov. 20	Assigned Chimezie Metu to Austin Spurs.
Nov. 21	Recalled Chimezie Metu from Austin Spurs.
Nov. 25	Assigned Lonnie Walker IV to Austin Spurs.
Dec. 1	Assigned Chimezie Metu to Austin Spurs.
Dec. 2	Recalled Chimezie Metu from Austin Spurs.
Dec. 8	Assigned Chimezie Metu to Austin Spurs.
Dec. 9	Recalled Chimezie Metu from Austin Spurs.
Dec. 14	Assigned Chimezie Metu to Austin Spurs.
Dec. 23	Recalled Chimezie Metu and Lonnie Walker IV from Austin Spurs.
Dec. 27	Assigned Chimezie Metu and Lonnie Walker IV to Austin Spurs.
Jan. 2	Recalled Lonnie Walker IV from Austin Spurs.
Jan. 3	Recalled Chimezie Metu from Austin Spurs
Jan. 5	Assigned Chimezie Metu and Lonnie Walker IV to Austin Spurs.
Jan. 17	Recalled Chimezie Metu from Austin Spurs.
Jan. 19	Assigned Chimezie Metu to Austin Spurs.
Jan. 20	Recalled Chimezie Metu and Lonnie Walker IV from Austin Spurs.
Jan. 25	Assigned Chimezie Metu and Lonnie Walker IV to Austin Spurs.
Jan. 26	Recalled Chimezie Metu and Lonnie Walker IV from Austin Spurs.
Feb. 1	Assigned Chimezie Metu and Lonnie Walker IV to Austin Spurs.
Feb. 2	Recalled Chimezie Metu from Austin Spurs.
Feb. 3	Recalled Lonnie Walker IV from Austin Spurs.
Feb. 10	Assigned Chimezie Metu to Austin Spurs.
Feb. 11	Recalled Chimezie Metu from Austin Spurs.
Feb. 22	Assigned Lonnie Walker IV to Austin Spurs.
Feb. 28	Assigned Chimezie Metu to Austin Spurs.
March 1	Recalled Chimezie Metu from Austin Spurs.
March 1	Placed the contract of Pau Gasol on waivers.
March 2	Recalled Lonnie Walker IV from Austin Spurs.
March 4	Assigned Lonnie Walker IV to Austin Spurs.
March 5	Recalled Lonnie Walker IV from Austin Spurs.
March 7	Assigned Chimezie Metu and Lonnie Walker IV to Austin Spurs.
March 10	Recalled Chimezie Metu and Lonnie Walker IV from Austin Spurs.
March 13	Assigned Chimezie Metu to Austin Spurs.
March 15	Recalled Chimezie Metu from Austin Spurs.
March 19	Assigned Chimezie Metu and Lonnie Walker IV to Austin Spurs.
March 20	Recalled Chimezie Metu and Lonnie Walker IV from Austin Spurs.
March 21	Assigned Chimezie Metu and Lonnie Walker IV to Austin Spurs.
March 22	Recalled Chimezie Metu and Lonnie Walker IV from Austin Spurs.
March 23	Assigned Lonnie Walker IV to Austin Spurs.
March 24	Recalled Chimezie Metu and Lonnie Walker IV from Austin Spurs.
April 4	Signed Donatas Motiejunas

2019-20

June 20:	Drafted Luka Samanic (19th overall), Keldon Johnson (29th overall) and Quinndary Weatherspoon (49th overall).
July 1:	Signed Luka Samanic and Keldon Johnson.
July 6:	Acquired DeMarre Carroll from Brooklyn in exchange for Davis Bertans and the draft rights to Nemanja Dangubic.
July 8:	Re-signed Rudy Gay.
July 8:	Signed Quinndary Weatherspoon to a two-way contract.
July 12:	Signed Trey Lyles.
Sept. 30:	Signed Daulton Hommes and Dedric Lawson.
Oct. 1:	Exercised fourth-year team option of Derrick White and third-year of Lonnie Walker IV.

2020-21

June 24:	Signed Tyler Zeller.
Nov. 18:	Drafted Devin Vassell and Tre Jones.
Nov. 24:	Re-signed Jakob Poeltl and Drew Eubanks.
Nov. 27:	Signed Devin Vassell and Tre Jones.
Nov. 29:	Signed Keita Bates-Diop to a two-way contract.
Dec. 2:	Signed Cam Reynolds.
Dec. 19:	Waived Cam Reynolds and Tyler Zeller.
Dec. 21	Signed Derrick White to contract extention; exercised Team Option on Lonnie Walker IV, Keldon Johnson and Luka Samanic.
Jan. 27	Assigned Luka Samanic to Austin Spurs.
Jan. 31	Assigned Tre Jones to Austin Spurs.
Feb. 21	Recalled Tre Jones and Luka Samanic from Austin Spurs.
March 25	Acquired Marquese Chriss; waived LaMarcus Aldridge.
March 26	Signed Cam Reynolds.
March 27	Waived Marquese Chriss

SPURS ALL-TIME PLAYOFF LEADERS

(NBA SEASONS ONLY)

GAMES
251 – Tim Duncan
226 – Tony Parker
218 – Manu Ginobili
123 – David Robinson
122 – Bruce Bowen
100 – Danny Green
94 – Matt Bonner
87 – Kawhi Leonard
85 – Sean Elliott
85 – Patty Mills

FG MADE
1,975 – Tim Duncan
1,613 – Tony Parker
956 – Manu Ginobili
768 – David Robinson
622 – George Gervin
523 – Kawhi Leonard
384 – Sean Elliott
384 – Avery Johnson
305 – Danny Green
290 – LaMarcus Aldridge

FT MADE
1,217 – Tim Duncan
818 – Manu Ginobili
700 – Tony Parker
684 – David Robinson
348 – George Gervin
277 – Sean Elliott
261 – Kawhi Leonard
153 – Malik Rose
151 – Avery Johnson
151 – LaMarcus Aldridge

3-PT FG MADE
324 – Manu Ginobili
191 – Danny Green
161 – Bruce Bowen
125 – Kawhi Leonard
119 – Tony Parker
114 – Patty Mills
88 – Michael Finley
79 – Brent Barry
73 – Sean Elliott
70 – Robert Horry

STEALS
292 – Manu Ginobili
198 – Tony Parker
167 – Tim Duncan
151 – David Robinson
147 – Kawhi Leonard
101 – Danny Green
99 – Bruce Bowen
94 – Avery Johnson
70 – Johnny Moore
69 – George Gervin

POINTS
5,172 – Tim Duncan
4,045 – Tony Parker
3,054 – Manu Ginobili
2,221 – David Robinson
1,592 – George Gervin
1,432 – Kawhi Leonard
1,118 – Sean Elliott
920 – Avery Johnson
843 – Danny Green
761 – Bruce Bowen

FG ATTEMPTED
3,939 – Tim Duncan
3,501 – Tony Parker
2,209 – Manu Ginobili
1,604 – David Robinson
1,224 – George Gervin
1,017 – Kawhi Leonard
862 – Sean Elliott
790 – Avery Johnson
709 – Bruce Bowen
683 – Bruce Bowen

FT ATTEMPTED
1,766 – Tim Duncan
1,001 – Manu Ginobili
966 – David Robinson
958 – Tony Parker
424 – George Gervin
346 – Sean Elliott
325 – Kawhi Leonard
228 – Avery Johnson
207 – Malik Rose
176 – LaMarcus Aldridge

3-PT FG ATTEMPTED
905 – Manu Ginobili
461 – Danny Green
385 – Tony Parker
368 – Bruce Bowen
301 – Patty Mills
293 – Kawhi Leonard
219 – Michael Finley
205 – Sean Elliott
190 – Brent Barry
183 – Robert Horry

ASSISTS
1,143 – Tony Parker
827 – Manu Ginobili
764 – Tim Duncan
547 – Avery Johnson
344 – Johnny Moore
280 – David Robinson
207 – Sean Elliott
187 – Boris Diaw
185 – George Gervin
169 – Kawhi Leonard

REBOUNDS
2,859 – Tim Duncan
1,301 – David Robinson
874 – Manu Ginobili
666 – Tony Parker
636 – Kawhi Leonard
354 – Bruce Bowen
348 – Malik Rose
341 – Sean Elliott
340 – George Gervin
338 – Robert Horry

FG PCT. (50 MADE)
.603 – Fabricio Oberto (85-141)
.582 – Artis Gilmore (121-208)
.572 – Tiago Splitter (155-271)
.550 – Nazr Mohammed (77-140)
.541 – Frank Brickowski (53-98)
.535 – DeJuan Blair (61-114)
.533 – Dennis Rodman (64-120)
.527 – Antoine Carr (68-129)
.514 – Kawhi Leonard (523-1017)
.514 – Kyle Anderson (56-109)

FT PCT. (50 MADE)
.903 – Michael Finley (65-72)
.868 – Antonio Daniels (66-76)
.866 – Mario Elie (58-67)
.858 – LaMarcus Aldridge (151-176)
.851 – George Hill (63-74)
.827 – Stephen Jackson (67-81)
.821 – George Gervin (348-424)
.817 – Manu Ginobili (818-1,001)
.812 – Vinny Del Negro (56-69)
.808 – James Silas (101-125)

3-PT FG% (10 MADE)
.443 – Vinny Del Negro (31-70)
.438 – Bruce Bowen (161-368)
.427 – Marco Belinelli (38-89)
.427 – Kawhi Leonard (125-293)
.416 – Brent Barry (79-190)
.414 – Danny Green (191-461)
.410 – Stephen Jackson (64-156)
.402 – Michael Finley (88-219)
.400 – Danny Ferry (32-80)
.394 – Chuck Person (52-132)

BLOCKS
568 – Tim Duncan
312 – David Robinson
85 – Danny Green
61 – Manu Ginobili
60 – Robert Horry
58 – Bruce Bowen
55 – Kawhi Leonard
52 – Mike Green
51 – George Gervin
42 – Artis Gilmore

(NBA SEASONS ONLY)

ALL-TIME PLAYOFF AVERAGE LEADERS

SCORING AVERAGE	REBOUNDS AVERAGE	ASSISTS AVERAGE
27.9 — George Gervin	15.0 — Dennis Rodman	10.4 — Rod Strickland
20.6 — Tim Duncan	11.4 — Tim Duncan	8.3 — Johnny Moore
19.5 — LaMarcus Aldridge	10.5 — David Robinson	6.8 — Avery Johnson

ALL-TIME TOP PLAYOFF PERFORMANCES

POINTS	PLAYER	OPPONENT	DATE
46	George Gervin	vs. Washington	4/18/78
44	George Gervin	vs. Houston	4/04/80
43	Kawhi Leonard	at Memphis	4/22/17
42	George Gervin	vs. Denver	4/26/83
42	George Gervin	at Washington	5/18/79
42	George Gervin	vs. Washington	5/11/79
41	LaMarcus Aldridge	vs. Oklahoma City	5/2/16
41	Tony Parker	at Phoenix	4/25/08
41	Tim Duncan	vs. Dallas	5/22/06
41	George Gervin	at Denver	4/20/85
40	Tim Duncan	vs. Phoenix	4/19/08
40	Tim Duncan	vs. Dallas	5/19/03
40	Tim Duncan	vs. L.A. Lakers	5/21/01

REBOUNDS	PLAYER	OPPONENT	DATE
25	Tim Duncan	at L.A. Lakers	5/14/02
24	Tim Duncan	at Dallas	5/23/03
23	Tim Duncan	at New Orleans	5/13/08
23	Tim Duncan	at Phoenix	4/25/03
22	Tim Duncan	vs. Dallas	5/07/01
22	David Robinson	at L.A. Lakers	5/13/95
22	Dennis Rodman	vs. L.A. Lakers	5/08/95
21	Tim Duncan	vs. L.A. Lakers	5/25/08
21	Tim Duncan	vs. L.A. Lakers	5/13/04
21	Tim Duncan	at L.A. Lakers	5/05/02
21	David Robinson	vs. Phoenix	4/29/98
21	David Robinson	vs. Phoenix	4/28/96
21	Larry Kenon	at Washington	5/04/79
20	Tim Duncan	vs. Dallas	5/14/01

ASSISTS	PLAYER	OPPONENT	DATE
20	Johnny Moore	vs. Denver	4/27/83
18	Avery Johnson	vs. Phoenix	4/26/96
18	Johnny Moore	at L.A. Lakers	5/08/83
18	Tony Parker	vs. Memphis	5/21/13
17	Rod Strickland	vs. Portland	5/10/90
17	Johnny Moore	at L.A. Lakers	5/18/83
17	Johnny Moore	vs. L.A. Lakers	5/15/83
17	Johnny Moore	vs. Denver	4/26/83

BLOCKS	PLAYER	OPPONENT	DATE
9	Tim Duncan	vs. Phoenix	5/18/07
8	Tim Duncan	vs. New Jersey	6/15/03
8	Samaki Walker	vs. Phoenix	4/25/00
8	David Robinson	vs. Golden State	4/25/91
8	David Robinson	vs. Portland	5/10/90
7	Tim Duncan	vs. Seattle	5/03/02
7	David Robinson	at Portland	6/04/99
7	David Robinson	vs. Utah	5/09/98
7	David Robinson	at Phoenix	5/11/93

SPURS ALL-TIME PLAYOFF RESULTS

1974 ABA WESTERN DIVISION SEMIFINALS VS. INDIANA — LOST 4-3

DATE	SITE	ATT.		SCORE	TOP SCORER	TOP REBOUNDER
3/30	IND	7,438	W	113-109	Jones-27	Nater, Gervin-10
4/01	IND	6,988	L	101-128	Jones-26	Nater-12
4/03	SA	10,693	W	115-96	Nater-27	Nater-15
4/04	SA	12,079	L	89 -91	Jones-28	Jones-8
4/06	IND	10,079	L	100-105	Silas-28	Nater-12
4/10	SA	12,304	W	102-86	Averitt-19	Nater-13
4/12	IND	10,079	L	79-86	Silas-27	Nater-13

1975 ABA WESTERN DIVISION SEMIFINALS VS. INDIANA — LOST 4-2

DATE	SITE	ATT.		SCORE	TOP SCORER	TOP REBOUNDER
4/05	SA	8,529	L	119-122 (OT)	Silas-25	Gervin-23
4/07	SA	7,643	L	93-98	Gervin-38	Nater-20
4/10	IND	12,217	L	103-113 (OT)	Gervin-27	Nater-14
4/12	IND	17,389	W	110-109	Gervin-29	Nater-22
4/14	SA	10,986	W	123-117	Gervin-42	Gervin-17
4/16	IND	15,675	L	100-115	Gervin-34	Nater-19

1976 ABA SEMIFINALS VS. NEW YORK — LOST 4-3

DATE	SITE	ATT.		SCORE	TOP SCORER	TOP REBOUNDER
4/09	NY	8,221	L	101-116	Gervin-30	Paultz/Gale-7
4/11	NY	5,769	W	105-79	Kenon-30	Paultz-18
4/14	SA	10,009	W	111--103	Kenon-28	Kenon-16
4/18	SA	9,227	L	108-110	Paultz/Gervin-28	Paultz-12
4/19	NY	11,321	L	108-110	Kenon-27	Kenon-12
4/21	SA	10,484	W	106-105	Gervin-37	Kenon-18
4/24	NY	15,934	L	114-121	Gervin-31	Kenon-11

1977 FIRST ROUND VS. BOSTON — LOST 2-0

DATE	SITE	ATT.		SCORE	TOP SCORER	TOP REBOUNDER
4/12	BOS	13,505	L	94-104	Kenon/Gervin-20	Paultz-10
4/15	SA	12,067	L	109-113	Gervin-30	Kenon/Paultz/Gale-7

1978 EASTERN CONFERENCE SEMIFINALS VS. WASHINGTON — LOST 4-2

DATE	SITE	ATT.		SCORE	TOP SCORER	TOP REBOUNDER
4/16	SA	9,669	W	114-103	Gervin-35	Kenon-9
4/18	SA	9,871	L	117-121	Gervin-48	Kenon-9
4/21	WASH	17,417	L	105-118	Kenon-37	Kenon/Paultz-8
4/23	WASH	13,549	L	95-98	Gervin-35	Paultz-8
4/25	SA	9,709	W	116-105	Gervin-27	Kenon-14
4/28	WASH	19,035	L	100-103	Olberding-24	Green/Paultz-9

1979 EASTERN CONFERENCE SEMIFINALS VS. PHILADELPHIA — WON 4-3

DATE	SITE	ATT.		SCORE	TOP SCORER	TOP REBOUNDER
4/15	SA	10,253	W	119-106	Gervin-31	Paultz-9
4/17	SA	16,709	W	121-120	Gervin-29	Kenon-7
4/20	PHIL	14,039	L	115-123	Silas-32	Kenon-15
4/22	PHIL	11,163	W	115-112	Gervin-32	Kenon-9
4/26	SA	16,055	L	97-120	Silas-19	Kenon-9
4/29	PHIL	18,276	L	90-92	Silas-27	Kenon-15
5/02	SA	16,055	W	111-108	Gervin-33	Gervin-12

1979 EASTERN CONFERENCE FINALS VS. WASHINGTON — LOST 4-3

5/04	WASH	19,035	W	118-97	Gervin-34	Kenon-21
5/06	WASH	19,035	L	95-115	Kenon-25	Kenon-8
5/09	SA	15,318	W	116-114	Gervin-29	Paultz-12
5/11	SA	16,055	W	118-102	Gervin-42	Kenon-17
5/13	WASH	19,035	L	103-107	Gervin-28	Olberding-13
5/16	SA	16,055	L	100-108	Gervin-20	Kenon-15
5/18	WASH	19,035	L	105--107	Gervin-42	Kenon-11

1980 FIRST ROUND VS. HOUSTON — LOST 2-1

DATE	SITE	ATT.		SCORE	TOP SCORER	TOP REBOUNDER
4/02	HOU	14,454	L	85-95	Gervin-19	Kenon/Olberding-9
4/04	SA	12,894	W	106-101	Gervin-44	Olberding-17
4/06	HOU	15,676	L	120-141	Gervin-37	Shumate-8

1981 WESTERN CONFERENCE SEMIFINALS VS. HOUSTON — LOST 4-3

DATE	SITE	ATT.		SCORE	TOP SCORER	TOP REBOUNDER
4/07	SA	13,319	L	98-107	Gervin-30	G. Johnson-12
4/08	SA	12,128	W	125-113	Olberding-34	G. Johnson/Griffin-7
4/10	HOU	16,121	L	99-112	Gervin-33	G. Johnson/Gervin-8
4/12	HOU	16,121	W	114-112	Gervin-33	Corzine-11
4/14	SA	16,114	L	117-123	R. Johnson-25	G. Johnson-11
4/15	HOU	16,121	W	101-96	Gervin-26	Three Players-8
4/17	SA	16,114	L	100-105	Gervin-21	G. Johnson-10

1982 WESTERN CONFERENCE SEMIFINALS VS. SEATTLE — WON 4-1

DATE	SITE	ATT.		SCORE	TOP SCORER	TOP REBOUNDER
4/27	SEA	14,457	W	95-93	Gervin-31	Mitchell-11
4/28	SEA	19,403	L	99-114	Gervin-24	G. Johnson/Corzine-8
4/30	SA	14,019	W	99-97	Gervin-36	Mitchel-12
5/02	SA	15,002	W	115-113	Mitchell-22	Olberding/Banks-9
5/05	SEA	23,180	W	109-103	Gervin-26	Corzine-11

1982 WESTERN CONFERENCE FINALS VS. LOS ANGELES LAKERS — LOST 4-0

5/09	LA	15,700	L	117-128	Gervin-34	Corzine-11
5/11	LA	17,505	L	101-110	Mitchell-34	Corzine-34
5/14	SA	15,800	L	108-118	Gervin-39	Gervin-15
5/15	SA	15,800	L	123-128	Gervin-38	Mitchell-10

1983 WESTERN CONFERENCE SEMIFINALS VS. DENVER — WON 4-1

DATE	SITE	ATT.		SCORE	TOP SCORER	TOP REBOUNDER
4/26	SA	10,116	W	152-133	Gervin-42	Banks-11
4/27	SA	10,690	W	126-109	Gervin-30	Gilmore-12
4/29	DEN	16,965	W	127-126 (OT)	Moore-39	Gilmore-14
5/02	DEN	15,039	L	114-124	Moore-27	Gilmore-11
5/04	SA	12,736	W	145-105	Gervin-26	Gilmore-15

1983 WESTERN CONFERENCE FINALS VS. LOS ANGELES LAKERS — LOST 4-2

5/08	LA	15,063	L	107-119	Mitchell-26	Gervin-9
5/10	LA	17,505	W	122-113	Gervin-32	Gilmore-20
5/13	SA	15,782	L	100-113	Mitchell-23	Gilmore-14
5/15	SA	15,782	L	121-129	Mitchell-35	Mitchell-11
5/18	LA	17,505	W	117-112	Mitchell-26	Gilmore-14
5/20	SA	15,782	L	100-101	Gervin-25	Gilmore-18

1985 WESTERN CONFERENCE FIRST ROUND VS. DENVER — LOST 3-2

DATE	SITE	ATT.		SCORE	TOP SCORER	TOP REBOUNDER
4/18	DEN	12,128	L	111-141	Mitchell-23	Jones-8
4/20	DEN	17,022	W	113-111	Gervin-41	Gilmore-12
4/23	SA	8,799	L	112-115	Gervin-30	Gilmore-14
4/26	SA	8,621	W	116-111	Mitchell-37	Gilmore-13
4/28	DEN	17,022	L	99-126	Gilmore-19	Iavaroni/Gilmore-8

1986 FIRST ROUND VS. LOS ANGELES LAKERS — LOST 3-0

DATE	SITE	ATT.		SCORE	TOP SCORER	TOP REBOUNDER
4/17	LA	17,505	L	88-135	Mitchell-24	Mitchell/Johnson-4
4/19	LA	17,505	L	94-122	Matthews-30	Greenwood-7
4/23	SA	7,918	L	94-114	Matthews-30	Gilmore-11

1988 FIRST ROUND VS. LOS ANGELES LAKERS — LOST 3-0

DATE	SITE	ATT.		SCORE	TOP SCORER	TOP REBOUNDER
4/29	LA	17,505	L	110-122	Robertson-34	Anderson/Berry-5
5/01	LA	17,505	L	112-130	Robertson-28	Brickowski-12
5/03	SA	11,542	L	107-109	Berry-27	Anderson-5

1990 FIRST ROUND VS. DENVER — WON 3-0

DATE	SITE	ATT.		SCORE	TOP SCORER	TOP REBOUNDER
4/26	SA	15,910	W	119-103	Anderson-27	Robinson-13
4/28	SA	15,910	W	129-120	Robinson-31	Cummings-13
5/01	DEN	15,604	W	131-120	Cummings-28	Robinson-16

1990 WESTERN CONFERENCE SEMIFINALS VS. PORTLAND — LOST 4-3

5/05	PORT	12,884	L	94-107	Brickowski-20	Robinson-9
5/08	PORT	12,884	L	112-122	Cummings-33	Robinson-8
5/10	SA	15,910	W	121-98	Robinson-28	Cummings/Strickland-9
5/12	SA	15,910	W	115-105	Cummings-35	Cummings-11
5/15	PORT	12,884	L	132-138 (2OT)	Cummings-32	Robinson-15
5/17	SA	15,910	W	112-97	Anderson-30	Robinson-13
5/19	PORT	12,884	L	105-108 (OT)	Cummings-27	Robinson-16

1991 FIRST ROUND VS. GOLDEN STATE — LOST 3-1

DATE	SITE	ATT.		SCORE	TOP SCORER	TOP REBOUNDER
4/25	SA	15,908	W	130-121	Anderson-38	Robinson-13
4/27	SA	15,908	L	98-111	Robinson-28	Robinson-15
5/01	GS	15,025	L	106-109	Robinson-27	Robinson-12
5/03	GS	15,025	L	97-110	Elliott-23	Robinson-14

1992 FIRST ROUND VS. PHOENIX — LOST 3-0

DATE	SITE	ATT.		SCORE	TOP SCORER	TOP REBOUNDER
4/24	PHO	14,496	L	111-117	Cummings-30	Cummings-12
4/26	PHO	14,496	L	107-119	Cummings-31	Cummings-10
4/29	SA	14,853	L	92-101	Carr-20	Carr/Cummings-12

SPURS ALL-TIME PLAYOFF RESULTS

1993 FIRST ROUND VS. PORTLAND — WON 3-1

DATE	SITE	ATT.		SCORE	TOP SCORER	TOP REBOUNDER
4/29	PORT	12,888	W	87-86	Elliott-18	Robinson-15
5/01	PORT	12,888	L	96-105	Robinson/Cummings-15	Robinson-14
5/05	SA	16,057	W	107-101	Robinson-26	Robinson-14
5/07	SA	16,057	W	100-97 (OT)	Ellis-21	Robinson-17

1993 WESTERN CONFERENCE SEMIFINALS VS. PHOENIX — LOST 4-2

5/11	PHO	19,023	L	89-95	Robinson-32	Robinson-10
5/13	PHO	19,023	L	103-109	Robinson-27	Robinson-10
5/15	SA	16,057	W	111-96	Carr-21	Johnson/Robinson-8
5/16	SA	16,057	W	117-103	Robinson-36	Robinson-16
5/18	PHO	19,023	L	97-109	Robinson/Ellis-24	Robinson-8
5/20	SA	16,057	L	100-102	Robinson-22	Robinson-14

1994 FIRST ROUND VS. UTAH — LOST 3-1

DATE	SITE	ATT.		SCORE	TOP SCORER	TOP REBOUNDER
4/28	SA	18,257	W	106-89	Robinson-25	Rodman-11
4/30	SA	20,640	L	84-96	Knight-16	Rodman-17
5/03	UT	19,911	L	72-105	Robinson/Carr-16	Rob/Cummings-11
5/05	UT	19,911	L	90-95	Robinson-27	Rodman-20

1995 FIRST ROUND VS. DENVER — WON 3-0

DATE	SITE	ATT.		SCORE	TOP SCORER	TOP REBOUNDER
4/28	SA	25,235	W	104-88	Elliott-21	Rodman-12
4/30	SA	23,665	W	122-96	Robinson/Rodman-19	Rodman-16
5/02	DEN	17,171	W	99-95	Johnson/Robinson-24	Rodman-13

1995 WESTERN CONFERENCE SEMIFINALS VS. LA LAKERS — WON 4-2

5/06	SA	24,002	W	110-94	Robinson-33	Rodman-12
5/08	SA	26,127	W	97-90 (OT)	Robinson/Rodman-22	Rodman-22
5/12	LA	17,505	L	85-92	Robinson-34	Rodman-13
5/14	LA	17,505	W	80-71	Robinson-26	Robinson-22
5/16	SA	35,888	L	96-98 (OT)	Robinson-34	Robinson-17
5/18	LA	17,505	W	100-88	Robinson-31	Rodman-16

1995 WESTERN CONFERENCE FINALS VS. HOUSTON — LOST 4-2

DATE	SITE	ATT.		SCORE	TOP SCORER	TOP REBOUNDER
5/22	SA	33,337	L	93-94	Elliott-24	Rodman-20
5/24	SA	35,888	L	96-106	Robinson-32	Robinson-12
5/26	HOU	16,611	W	107-102	Robinson-29	Rodman-12
5/28	HOU	16,611	W	103-81	Robinson-20	Rodman-19
5/30	SA	35,888	L	90-111	Robinson-22	Robinson/Rodman-12
6/01	HOU	16,611	L	95-100	Johnson/Robinson-19	Rodman-17

1996 FIRST ROUND VS. PHOENIX — WON 3-1

DATE	SITE	ATT.		SCORE	TOP SCORER	TOP REBOUNDER
4/26	SA	16,545	W	120-98	Del Negro-29	Perdue-9
4/28	SA	19,507	W	110-105	Robinson-40	Robinson-21
5/01	PHO	19,023	L	93-94	Robinson-22	Perdue-9
5/03	PHO	19,023	W	116-98	Robinson-30	Robinson-13

1996 WESTERN CONFERENCE SEMIFINALS VS. UTAH — LOST 4-2

5/07	SA	15,112	L	75-95	Robinson-29	Perdue-7
5/09	SA	18,635	W	88-77	Robinson-24	Robinson-12
5/11	UT	19,911	L	75-105	Elliott-17	Robinson-9
5/12	UT	19,911	L	86-101	Elliott-22	Person/Perdue-7
5/14	SA	34,215	W	98-87	Robinson-24	Robinson-15
5/16	UT	19,911	L	81-108	Del Negro/Robinson-17	Robinson-8

1998 FIRST ROUND VS. PHOENIX — WON 3-1

DATE	SITE	ATT.		SCORE	TOP SCORER	TOP REBOUNDER
4/23	PHO	19,023	W	102-96	Duncan-32	Robinson-15
4/25	PHO	19,023	L	101-108	Robinson-23	Robinson-16
4/27	SA	20,486	W	100-88	Duncan-22	Duncan-14
4/29	SA	27,528	W	99-80	Johnson-30	Robinson-21

1998 WESTERN CONFERENCE SEMIFINALS VS. UTAH — LOST 4-1

5/05	UT	19,911	L	82-83	Duncan-33	Robinson-16
5/07	UT	19,911	L	106-109 (OT)	Duncan-26	Robinson-14
5/09	SA	26,086	W	86-64	Robinson-21	Perdue-11
5/10	SA	28,587	L	73-82	Duncan-22	Robinson-11
5/12	UT	19,911	L	77-87	Robinson-21	Robinson-13

SPURS ALL-TIME PLAYOFF RESULTS

1999 FIRST ROUND VS. MINNESOTA — WON 3-1

DATE	SITE	ATT.		SCORE	TOP SCORER	TOP REBOUNDER
5/09	SA	22,356	W	99-86	Duncan-26	Duncan-12
5/11	SA	22,494	L	71-80	Duncan-18	Duncan-16
5/13	MIN	17,444	W	85-71	Johnson-24	Robinson-18
5/15	MIN	15,898	W	92-85	Robinson-19	Robinson-11

1999 WESTERN CONFERENCE SEMIFINALS VS. LA LAKERS — WON 4-0

5/17	SA	25,297	W	87-81	Duncan-25	Perdue-9
5/19	SA	33,293	W	79-76	Duncan-21	Duncan-8
5/22	LA	17,505	W	103-91	Duncan-37	Duncan-14
5/23	LA	17,505	W	118-107	Duncan-33	Duncan-14

1999 WESTERN CONFERENCE FINALS VS. PORTLAND — WON 4-0

5/29	SA	35,165	W	80-76	Duncan/Robinson-21	Duncan-13
5/31	SA	35,260	W	86-85	Duncan-23	Duncan-10
6/04	POR	20,732	W	85-63	Jackson-19	Robinson-9
6/06	POR	20,735	W	94-80	Robinson-20	Robinson-10

1999 FINALS VS. NEW YORK — WON 4-1

6/16	SA	39,514	W	89-77	Duncan-33	Duncan-16
6/18	SA	39,554	W	80-67	Duncan-25	Duncan-15
6/21	NY	19,763	L	81-89	Robinson-25	Duncan-12
6/23	NY	19,763	W	96-89	Duncan-28	Duncan-18
6/25	NY	19,763	W	78-77	Duncan-31	Robinson-12

2000 FIRST ROUND VS. PHOENIX – LOST 3-1

DATE	SITE	ATT.		SCORE	TOP SCORER	TOP REBOUNDER
4/22	SA	21,916	L	70-72	Elliott-15	Walker-16
4/25	SA	20,617	W	85-70	Robinson-25	Robinson-15
4/29	PHO	19,023	L	94-101	Robinson-37	Robinson-13
5/02	PHO	19,023	L	78-89	Robinson-21	Robinson-16

2001 FIRST ROUND VS. MINNESOTA – WON 3-1

DATE	SITE	ATT.		SCORE	TOP SCORER	TOP REBOUNDER
4/21	SA	33,983	W	87-82	Duncan-33	Duncan-15
4/23	SA	31,759	W	86-69	Duncan-18	Duncan/Robinson-11
4/28	MIN	17,676	L	84-93	Robinson-22	Robinson-17
4/30	MIN	16,336	W	97-84	Duncan-24	Duncan-16

2001 WESTERN CONFERENCE SEMIFINALS VS. DALLAS – WON 4-1

5/05	SA	32,798	W	94-78	Duncan-31	Duncan-13
5/07	SA	27,690	W	100-86	Duncan-25	Duncan-22
5/09	DAL	18,237	W	104-90	Robinson-19	Duncan/Robinson-14
5/12	DAL	18,187	L	108-112	Duncan-29	Duncan-18
5/14	SA	25,853	W	105-87	Duncan-32	Duncan-20

2001 WESTERN CONFERENCE FINALS VS. LA LAKERS – LOST 4-0

5/19	SA	36,068	L	90-104	Duncan-28	Duncan-14
5/21	SA	35,574	L	81-88	Duncan-40	Duncan-15
5/25	LA	18,997	L	72-111	Robinson-24	Duncan-13
5/27	LA	18,997	L	82-111	Daniels/Duncan-15	Robinson-11

2002 FIRST ROUND VS. SEATTLE – WON 3-2

DATE	SITE	ATT.		SCORE	TOP SCORER	TOP REBOUNDER
4/20	SA	23,634	W	110-89	Duncan/Parker-21	Duncan-10
4/22	SA	23.059	L	90-98	Duncan-32	Duncan-12
4/27	SEA	17,072	W	102-75	Duncan-27	Duncan-13
5/01	SEA	17,072	L	79-91	Rose-28	Rose-13
5/03	SA	23,369	W	101-78	Duncan-23	Rose-13

2002 WESTERN CONFERENCE SEMIFINALS VS. LA LAKERS – LOST 4-1

5/05	LA	18,997	L	80-86	Duncan-26	Duncan-21
5/07	LA	18,997	W	88-85	Duncan-27	Duncan-17
5/10	SA	35,520	L	89-99	Duncan-28	Duncan-12
5/12	SA	32,342	L	85-87	Duncan-30	Duncan/Robinson-11
5/14	LA	18,997	L	87-93	Duncan-34	Duncan-25

SPURS ALL-TIME PLAYOFF RESULTS

2003 FIRST ROUND VS. PHOENIX – WON 4-2

DATE	SITE	ATT.		SCORE	TOP SCORER	TOP REBOUNDER
4/19	SA	19,217	L	95-96 (OT)	Jackson-23	Duncan-13
4/21	SA	19,217	W	84-76	Jackson-23	Duncan-12
4/25	PHO	19,023	W	99-86	Parker-29	Duncan-23
4/27	PHO	18,756	L	84-86	Duncan-24	Rose-14
4/29	SA	19,217	W	94-82	Rose-27	Duncan-17
5/01	PHO	18,913	W	87-85	Jackson-21	Duncan-20

2003 WESTERN CONFERENCE SEMIFINALS VS. LA LAKERS – WON 4-2

5/05	SA	18,797	W	87-82	Duncan-28	Robinson-11
5/07	SA	18,797	W	114-95	Bowen-27	Duncan-13
5/09	LA	18,997	L	95-110	Duncan-28	Duncan-11
5/11	LA	18,997	L	95-99	Duncan-36	Jackson-11
5/13	SA	18,797	W	96-94	Duncan-27	Duncan-14
5/15	LA	18,997	W	110-82	Duncan-37	Duncan-16

2003 WESTERN CONFERENCES FINALS VS. DALLAS – WON 4-2

5/19	SA	18,797	L	110-113	Duncan-40	Duncan 15
5/21	SA	18,797	W	119-106	Duncan-32	Duncan 15
5/23	DAL	20,695	W	96-83	Duncan-34	Duncan 24
5/25	DAL	20,561	W	102-95	Parker-25	Duncan 20
5/27	SA	18,797	L	91-103	Duncan-23	Duncan 15
5/29	DAL	20,812	W	90-78	Jackson-24	Rose 11, Duncan 11

2003 FINALS VS. NEW JERSEY – WON 4-2

6/04	SA	18,797	W	101-89	Duncan-32	Duncan-20
6/06	SA	18,797	L	85-87	Parker-21	Duncan-12
6/08	NJ	19,280	W	84-79	Parker-26	Duncan-16
6/11	NJ	19,280	L	76-77	Duncan-23	Duncan-17
6/13	NJ	19,280	W	93-83	Duncan-29	Duncan-17
6/15	SA	18,797	W	88-77	Duncan-21	Duncan-20

2004 FIRST ROUND VS. MEMPHIS – WON 4-0

DATE	SITE	ATT.		SCORE	TOP SCORER	TOP REBOUNDER
5/17	SA	18,797	W	98-74	Duncan-26	Duncan-9
5/19	SA	18,797	W	87-70	Parker-27	Duncan-12
5/22	MEM	19,351	W	95-93	Duncan-22	Duncan-13
5/25	MEM	19,351	W	110-97	Parker-29	Duncan/Horry-7

2004 WESTERN CONFERENCE SEMIFINALS VS. LA LAKERS – LOST 4-2

5/02	SA	18,797	W	88-78	Duncan-30	Duncan-11
5/05	SA	18,797	W	95-85	Parker-30	Bowen/Duncan-7
5/09	LA	18,997	L	81-105	Ginobili-17	Duncan-13
5/11	LA	18,997	L	90-98	Ginobili-20	Duncan-10
5/13	SA	18,797	L	73-74	Duncan-21	Duncan-21
5/15	LA	18,997	L	76-88	Duncan-20	Duncan-11

2005 FIRST ROUND VS. DENVER – WON 4-1

DATE	SITE	ATT.		SCORE	TOP SCORER	TOP REBOUNDER
4/24	SA	18,797	L	87-93	Ginobili-23	Mohammed-15
4/27	SA	18,797	W	104-76	Duncan-24	Duncan/Horry-9
4/30	DEN	19,913	W	86-78	Ginobili-32	Duncan-11
5/02	DEN	19,776	W	126-115 (OT)	Duncan-39	Duncan-14
5/04	SA	18,797	W	99-89	Parker-21	Mohammed-13

2005 WESTERN CONFERENCE SEMIFINALS VS. SEATTLE – WON 4-2

5/08	SA	18,797	W	103-81	Parker-29	Duncan-9
5/10	SA	18,797	W	108-91	Ginobili-28	Mohammed-10
5/12	SEA	17,072	L	91-92	Duncan-23	Duncan-11
5/15	SEA	17,072	L	89-101	Duncan-35	Duncan-10
5/17	SA	18,797	W	103-90	Ginobili-39	Duncan-14
5/19	SEA	17,072	W	98-96	Duncan-26	Duncan-9

2005 WESTERN CONFERENCE FINALS VS. PHOENIX – WON 4-1

5/22	PHO	18,422	W	121-114	Parker-29	Duncan-15
5/24	PHO	18,422	W	111-108	Duncan-30	Duncan/Mohammed-8
5/28	SA	18,797	W	102-92	Duncan-33	Duncan-15
5/30	SA	18,797	L	106-111	Ginobili-28	Duncan-16
6/01	PHO	18,422	W	101-95	Duncan-31	Duncan-15

2005 FINALS VS. DETROIT – WON 4-3

6/09	SA	18,797	W	84-69	Ginobili-26	Duncan-17
6/12	SA	18,797	W	97-76	Ginobili-27	Duncan-11
6/14	DET	22,076	L	79-96	Parker-21	Duncan-10
6/16	DET	22,076	L	71-102	Duncan-16	Duncan-16
6/19	DET	22,076	W	96-95 (OT)	Duncan-26	Duncan-19
6/21	SA	18,797	L	86-95	Duncan/Ginobili-21	Duncan-15
6/23	SA	18,797	W	81-74	Duncan-25	Duncan-11

2006 FIRST ROUND VS. SACRAMENTO – WON 4-2

DATE	SITE	ATT.		SCORE	TOP SCORER	TOP REBOUNDER
4/22	SA	18,797	W	122-88	Parker-25	Mohammed-8
4/25	SA	18,797	W	128-119 (OT)	Ginobili-32	Duncan-13
4/28	SAC	17,317	L	93-94	Duncan-29	Duncan-12
4/30	SAC	17,317	L	84-102	Parker-22	Duncan-8
5/02	SA	18,797	W	109-98	Ginobili-27	Duncan/Ginobili-9
5/05	SAC	17,317	W	105-83	Parker-31	Horry-7

2006 WESTERN CONFERENCE SEMIFINALS VS. DALLAS – LOST 4-3

5/07	SA	18,797	W	87-85	Duncan-31	Duncan-13
5/09	SA	18,797	L	91-113	Duncan-28	Duncan-9
5/13	DAL	20,865	L	103-104	Duncan-35	Duncan-12
5/15	DAL	20,969	L	118-123 (OT)	Parker-33	Duncan-13
5/17	SA	18,797	W	98-97	Duncan-36	Duncan-12
5/19	DAL	20,986	W	91-86	Ginobili-30	Ginobili-10
5/22	SA	18,797	L	111-119 (OT)	Duncan-41	Duncan-15

2007 FIRST ROUND VS. DENVER – WON 4-1

DATE	SITE	ATT.		SCORE	TOP SCORER	TOP REBOUNDER
4/22	SA	18,797	L	89-95	Parker-19	Duncan-10
4/25	SA	18,797	W	97-88	Duncan-22	Oberto-10
4/28	DEN	19,951	W	96-91	Parker-21	Duncan-13
4/30	DEN	19,644	W	96-89	Duncan-22	Duncan-11
5/2	SA	18,797	W	93-78	Finley-26	Duncan-12

2007 WESTERN CONFERENCE SEMIFINALS VS. PHOENIX – WON 4-2

5/6	PHO	18,422	W	111-106	Duncan-33	Duncan-16
5/8	PHO	18,422	L	81-101	Duncan-29	Duncan-11
5/12	SA	18,797	W	108-101	Duncan-33	Duncan-19
5/14	SA	18,797	L	98-104	Parker-23	Duncan-11
5/16	PHO	18,422	W	88-85	Ginobili-26	Duncan-12
5/18	SA	18,797	W	114-106	Ginobili -33	Duncan-13

2007 WESTERN CONFERENCE FINALS VS. UTAH – WON 4-1

5/20	SA	18,300	W	108-100	Duncan-27	Duncan-10
5/22	SA	18,797	W	105-96	Duncan-26	Duncan-14
5/26	UT	19,911	L	83-109	Parker-25	Duncan-8
5/28	UT	19,911	W	91-79	Ginobili-22	Oberto-11
5/30	SA	18,797	W	109-84	Duncan/Parker-21	Duncan-10

2007 FINALS VS. CLEVELAND – WON 4-0

6/7	SA	18,797	W	85-76	Parker-27	Duncan-13
6/10	SA	18,797	W	103-92	Parker-22	Duncan/Horry-9
6/12	CLE	20,562	W	75-72	Parker-17	Duncan/Bowen-9
6/14	CLE	20,562	W	83-82	Ginobili-27	Duncan-15

2008 FIRST ROUND VS. PHOENIX – WON 4-1

DATE	SITE	ATT.		SCORE	TOP SCORER	TOP REBOUNDER
4/19	SA	18,797	W	117-115 (2OT)	Duncan-40	Duncan-15
4/22	SA	18,797	W	102-96	Parker-32	Duncan-17
4/25	PHO	18,422	W	115-99	Parker-41	Duncan-10
4/27	PHO	18,422	L	85-106	Parker-18	Duncan-10
4/29	SA	18,797	W	92-87	Parker-31	Duncan-17

2008 WESTERN CONFERENCE SEMIFINALS VS. NEW ORLEANS – WON 4-3

5/3	NO	18,040	L	82-101	Parker-23	Ginobili/Oberto-6
5/5	NO	17,927	L	84-102	Duncan-18	Duncan-8
5/8	SA	18,797	W	110-99	Ginobili/Parker-31	Duncan-13
5/11	SA	18,797	W	100-80	Parker-22	Duncan-15
5/13	NO	18,246	L	79-101	Ginobili-20	Duncan-23
5/15	SA	18,797	W	99-80	Ginobili-25	Duncan-15
5/19	NO	18,235	W	91-82	Ginobili-26	Duncan-14

2008 WESTERN CONFERENCE FINALS VS. LA LAKERS – LOST 4-1

5/21	LA	18,997	L	85-89	Duncan-30	Duncan-18
5/23	LA	18,997	L	71-101	Parker-13	Duncan-16
5/25	SA	18,797	W	103-84	Ginobili -30	Duncan-21
5/27	SA	18,797	L	91-93	Duncan-29	Duncan-17
5/29	LA	18,997	L	92-100	Parker-23	Duncan-15

2009 FIRST ROUND VS. DALLAS – LOST 4-1

DATE	SITE	ATT.		SCORE	TOP SCORER	TOP REBOUNDER
4/18	SA	18,797	L	97-105	Duncan – 27	Duncan – 9
4/20	SA	18,797	W	105-84	Parker – 38	Duncan – 11
4/23	DAL	20,491	L	67-88	Parker – 12	Thomas – 10
4/25	DAL	20,829	L	90-99	Parker – 43	Duncan – 10
4/28	SA	18,797	L	93-106	Duncan – 30	Duncan – 8

SPURS ALL-TIME PLAYOFF RESULTS

2010 FIRST ROUND VS. DALLAS – WON 4-2

DATE	SITE	ATT.		SCORE	TOP SCORER	TOP REBOUNDER
4/18	DAL	20,372	L	94-100	Duncan – 27	Duncan/McDyess – 8
4/21	DAL	20,728	W	102-88	Duncan – 25	Duncan – 17
4/23	SA	18,581	W	94-90	Duncan – 25	McDyess – 6
4/25	SA	18,581	W	92-89	Hill – 29	Duncan – 11
4/27	DAL	20,557	L	103-81	Parker – 18	Blair – 8
4/29	SA	18,581	W	97-87	Ginobili – 26	Duncan – 10

2010 WESTERN CONFERENCE SEMIFINALS VS. PHOENIX – LOST 4-0

5/3	PHO	18,422	L	102-111	Ginobili – 27	Duncan – 11
5/5	PHO	18,422	L	102-110	Duncan – 29	Duncan/Jefferson – 10
5/7	SA	18,581	L	96-110	Ginobili – 27	Duncan – 13
5/9	SA	18,581	L	101-107	Parker – 22	Duncan/Jefferson – 8

2011 FIRST ROUND VS. MEMPHIS – LOST 2-4

DATE	SITE	ATT.		SCORE	TOP SCORER	TOP REBOUNDER
4/17	SA	18,581	L	98-101	Parker – 20	Duncan – 13
4/20	SA	18,581	W	93-87	Ginobili – 17	Duncan -10
4/23	MEM	18,119	L	88-91	Ginobili – 23	Duncan – 11
4/25	MEM	18,119	L	86-104	Parker – 23	Splitter – 9
4/27	SA	18,581	W	110-103 (OT)	Ginobili – 33	Duncan – 12
4/29	MEM	18,119	L	91-99	Parker – 23	Duncan – 10

2012 FIRST ROUND VS. UTAH – WON 4-0

DATE	SITE	ATT.		SCORE	TOP SCORER	TOP REBOUNDER
4/29	SA	18,581	W	106-91	Parker – 28	Duncan – 11
5/2	SA	18,581	W	114-83	Parker – 18	Duncan – 13
5/5	UTA	19,911	W	102-90	Parker – 27	Splitter – 8
5/7	UTA	19,911	W	87-81	Ginobili – 17	Jackson – 6

2012 WESTERN CONFERENCE SEMIFINALS VS. L.A. CLIPPERS – WON 4-0

DATE	SITE	ATT.		SCORE	TOP SCORER	TOP REBOUNDER
5/15	SA	18,581	W	108-92	Ginobili – 22	Diaw – 12
5/17	SA	18,581	W	105-88	Parker – 22	Leonard – 6
5/19	LA	19,060	W	96-86	Parker – 23	Duncan – 13
5/20	LA	19,060	W	102-99	Duncan – 21	Duncan – 9

2012 WESTERN CONFERENCE FINALS VS. OKLAHOMA CITY – LOST 2-4

DATE	SITE	ATT.		SCORE	TOP SCORER	TOP REBOUNDER
5/27	SA	18,581	W	101-98	Ginobili – 26	Duncan – 11
5/29	SA	18,581	W	120-111	Parker – 34	Duncan – 12
5/31	OKC	18,203	L	82-102	Parker/Jackson – 16	3 Players – 6
6/2	OKC	18,203	L	103-109	Duncan – 21	Leonard – 9
6/4	SA	18,581	L	103-108	Ginobili – 34	Duncan – 12
6/6	OKC	18,203	L	99-107	Parker – 29	Duncan – 14

2013 FIRST ROUND VS. LOS ANGELES LAKERS – WON 4-0

DATE	SITE	ATT.		SCORE	TOP SCORER	TOP REBOUNDER
5/19	SA	18,581	W	105-83	Ginobili, Parker - 18	Duncan - 10
4/24	SA	18,581	W	102-91	Parker - 28	Leonard - 7
4/26	LA	18,997	W	120-89	Duncan - 26	Duncan - 9
5/28	LA	18,997	W	103-82	Parker - 23	Leonard - 7

2013 WESTERN CONFERENCE SEMIFINALS VS. GOLDEN STATE – WON 4-2

DATE	SITE	ATT.		SCORE	TOP SCORER	TOP REBOUNDER
5/6	SA	18,581	W	129-127	Parker - 28	Duncan - 11
5/8	SA	18,581	L	91-100	Parker - 20	Leonard - 12
5/10	GS	19,596	W	102-92	Parker - 32	Duncan - 10
5/12	GS	19,596	L	87-97 (OT)	Ginobili - 21	Duncan - 15
5/14	SA	18,581	W	109-91	Parker - 25	Duncan - 11
5/16	GS	19,596	W	94-82	Duncan - 19	Leonard - 10

2013 WESTERN CONFERENCE FINALS VS. MEMPHIS – WON 4-0

DATE	SITE	ATT.		SCORE	TOP SCORER	TOP REBOUNDER
5/19	SA	18,581	W	105-83	Parker - 20	Duncan - 10
5/21	SA	18,581	W	93-89	Duncan - 17	Duncan, Leonard - 9
5/25	MEM	18,119	W	104-93	Parker - 26	Leonard - 11
5/27	MEM	18,119	W	93-86	Parker - 37	Duncan - 8

2013 FINALS VS. MIAMI – LOST 3-4

DATE	SITE	ATT.		SCORE	TOP SCORER	TOP REBOUNDER
6/6	MIA	19,775	W	82-88	Parker - 21	Duncan - 14
6/9	MIA	19,775	L	84-103	Green - 17	Leonard - 14
6/11	SA	18,581	W	113-77	Green - 27	Duncan - 14
6/13	SA	18,581	L	93-109	Duncan - 20	Leonard - 7
6/16	SA	18,581	W	114-104	Parker - 26	Duncan - 12
6/18	MIA	19,775	L	100-103 (OT)	Duncan - 30	Duncan - 17
6/20	MIA	19,775	L	88-95	Duncan - 24	Leonard - 16

2014 FIRST ROUND VS. DALLAS – WON 4-3

DATE	SITE	ATT.		SCORE	TOP SCORER	TOP REBOUNDER
4/20	SA	18,581	W	90-85	Parker-27	Splitter-11
4/23	SA	18,581	L	92-113	Ginobili-27	Duncan-7
4/26	DAL	20,636	L	108-109	Duncan-22	Splitter-13
4/28	DAL	20,636	W	93-89	Ginobili-23	Leonard/Splitter-12
4/30	SA	18,581	W	109-103	Parker-23	Duncan/Splitter-12
5/2	DAL	20,636	L	111-113	Parker-22	Duncan-9
5/4	SA	18,581	W	119-96	Parker-32	Duncan-8

2014 WESTERN CONFERENCE SEMIFINALS VS. PORTLAND – WON 4-1

DATE	SITE	ATT.		SCORE	TOP SCORER	TOP REBOUNDER
5/6	SA	18,581	W	116-92	Parker-33	Duncan-11
5/8	SA	18,581	W	114-97	Leonard-20	Splitter-10
5/10	POR	20,321	W	118-103	Parker-29	Leonard-10
5/12	POR	20,321	L	92-103	Parker-14	Duncan-9
5/14	SA	18,581	W	104-82	Leonard-22	Green-9

2014 WESTERN CONFERENCE FINALS VS. OKLAHOMA CITY – WON 4-2

DATE	SITE	ATT.		SCORE	TOP SCORER	TOP REBOUNDER
5/19	SA	18,581	W	122-105	Duncan-27	Splitter-8
5/21	SA	18,581	W	112-77	Parker-22	Duncan-12
5/25	OKC	18,203	L	97-106	Ginobili-23	Diaw-6
5/27	OKC	18,203	L	92-105	Parker/Diaw-14	Diaw-10
5/29	SA	18,581	W	117-89	Duncan-22	Duncan-12
5/31	OKC	18,203	W	112-107	Diaw-26	Duncan-16

2014 FINALS VS. MIAMI – WON 4-1

DATE	SITE	ATT.		SCORE	TOP SCORER	TOP REBOUNDER
6/5	SA	18,581	W	110-95	Duncan-21	Diaw/Duncan-10
6/8	SA	18,581	L	96-98	Parker-21	Duncan-15
6/10	MIA	19,900	W	111-92	Leonard-29	Duncan-6
6/12	MIA	19,900	W	107-86	Leonard-20	Leonard-14
6/15	SA	18,581	W	104-87	Leonard-22	Leonard-10

2015 FIRST ROUND VS. LOS ANGELES CLIPPERS – LOST 3-4

DATE	SITE	ATT.		SCORE	TOP SCORER	TOP REBOUNDER
4/19	LAC	19,309	L	92-107	Leonard-18	Duncan-11
4/22	SA	19,482	W	111-107 (OT)	Duncan-28	Duncan-11
4/24	SA	18,581	W	100-73	Leonard-32	Duncan-7
4/26	LAC	18,581	L	105-114	Leonard-26	Duncan-14
4/28	SA	19,571	W	111-107	Duncan-21	Duncan-11
4/30	LAC	18,581	L	96-102	Belinelli-23	Duncan-13
5/2	LAC	19,588	L	109-111	Duncan-27	Duncan-11

2016 FIRST ROUND VS. MEMPHIS – WON 4-0

DATE	SITE	ATT.		SCORE	TOP SCORER	TOP REBOUNDER
4/17	SA	18,418	W	106-74	Leonard-20	Duncan-11
4/19	SA	18,418	W	94-68	Mills-16	Duncan-9
4/22	MEM	18,119	W	96-87	Leonard-32	Aldridge-10
4/24	MEM	18,119	W	116-95	Leonard-21	Aldridge-10

2016 WESTERN CONFERENCE SEMIFINALS VS. OKLAHOMA CITY – LOST 2-4

DATE	SITE	ATT.		SCORE	TOP SCORER	TOP REBOUNDER
4/30	SA	18,418	W	124-92	Aldridge-38	Anderson-7
5/2	SA	18,418	L	97-98	Aldridge-41	Duncan-9
5/6	OKC	18,203	W	100-96	Leonard-31	Leonard-11
5/8	OKC	18,203	L	97-111	Parker-22	West-7
5/10	SA	18,418	L	91-95	Leonard-26	Aldridge-9
5/12	OKC	18,203	L	99-113	Leonard-22	Aldridge-14

SPURS ALL-TIME PLAYOFF RESULTS

2017 FIRST ROUND VS. MEMPHIS – WON 4-2

DATE	SITE	ATT.		SCORE	TOP SCORER	TOP REBOUNDER
4/15	SA	18,418	W	111-82	Leonard-32	Dedmon-8
4/17	SA	18,418	W	96-82	Leonard-37	Leonard-11
4/20	MEM	18,119	L	105-94	Leonard-18	Aldridge-11
4/22	MEM	18,119	L	110-108 (OT)	Leonard-43	Gasol-11
4/25	SA	18,418	W	116-103	Leonard-28	Aldridge-9
4/27	MEM	18,119	W	103-96	Leonard-29	Aldridge-12

2017 WESTERN CONFERENCE SEMIFINALS VS. HOUSTON – WON 4-2

DATE	SITE	ATT.		SCORE	TOP SCORER	TOP REBOUNDER
5/1	SA	18,418	L	126-99	Leonard-21	Leonard-11
5/3	SA	18,418	W	121-96	Leonard-34	Gasol-13
5/5	HOU	18,187	W	103-92	Aldridge, Leonard-26	Leonard-10
5/7	HOU	18,055	L	125-104	Simmons-17	Gasol-7
5/9	SA	18,418	W	110-107 (OT)	Leonard-22	Leonard-15
5/11	HOU	18,055	W	114-75	Aldridge-34	Aldridge-12

2017 WESTERN CONFERENCE FINALS VS. GOLDEN STATE – LOST 0-4

DATE	SITE	ATT.		SCORE	TOP SCORER	TOP REBOUNDER
5/14	GS	19,596	L	113-111	Aldridge-28	Aldridge, Leonard-8
5/16	GS	19,596	L	136-100	Simmons-22	Dedmon-9
5/20	SA	18,792	L	120-108	Ginobili-21	Gasol-10
5/22	SA	18,466	L	129-115	Anderson-20	Gasol-9

2018 FIRST ROUND VS. GOLDEN STATE – LOST 1-4

DATE	SITE	ATT.		SCORE	TOP SCORER	TOP REBOUNDER
4/14	GS	19,596	L	113-92	Gay-15	Gay-6
4/16	GS	19,596	L	116-101	Aldridge-34	Aldridge-12
4/19	SA	18,418	L	110-97	Aldridge-18	Aldridge-10
4/22	SA	18,418	W	103-90	Aldridge-22	Aldridge-10
4/24	GS	19,596	L	99-91	Aldridge-30	Aldridge-12

2019 FIRST ROUND VS. DENVER – LOST 3-4

DATE	SITE	ATT.		SCORE	TOP SCORER	TOP REBOUNDER
4/13	DEN	19,520	W	101-96	DeRozan-18	DeRozan-12
4/16	DEN	19,520	L	114-105	DeRozan-31	Aldridge-8
4/18	SA	18,354	W	118-108	White-36	Aldridge-11
4/20	SA	18,354	L	117-103	Aldridge-24	Aldridge, Poeltl-9
4/23	DEN	19,520	L	108-90	Aldridge, DeRozan-17	Aldridge-10
4/25	SA	18,354	W	120-103	Aldridge-26	Aldridge-10
4/27	DEN	19,725	L	90-86	Gay-21	Aldridge-11

THE ABA YEARS

THE COACHES

1967-69 - CLIFF HAGAN
1969-70 - CLIFF HAGAN & MAX WILLIAMS
1970-71 - MAX WILLIAMS & BILL BLAKELEY
1971-72 - TOM NISSALKE
1972-73 - BABE MCCARTHY & DAVE BROWN
1973-74 - TOM NISSALKE
1974-76 - BOB BASS



THE STARS

CLIFF HAGAN
FIRST PLAYER-COACH

Player-Coach Cliff Hagan was a big reason for the Chaparrals early success … he was a five-time All-Star with the St. Louis Hawks prior to arriving in Dallas … his physical style was perfect for the ABA and in his first season of 1967-68, Hagan averaged 18.2 points per game, leading to another All-Star selection. He was relieved of his coaching duties in January 1970, when General Manager Max Williams took over as head coach.



JOHN BEASLEY
1968, 1969 & 1970 ABA ALL-STAR

John Beasley was the biggest surprise for the Dallas Chaparrals in their inaugural season … in his first year, Beasley averaged 19.7 points per game … he made the ABA All-Star Team each of his first three seasons and was named the MVP of the 1969 All-Star Game … he also garnered All-ABA Second Team honors in 1968 and 1969 … Beasley ranks second in Spurs ABA history in games, points, field goals made and field goals attempted … for his career with the Chaparrals, Beasley averaged 17.9 points and 11.0 rebounds while shooting .494 from the field and .828 from the free throw line.



RON BOONE
1968-69 ABA ALL-ROOKIE FIRST TEAM

A major bright spot of the Chaparrals' 1968-69 season was rookie phenom Ron Boone … Boone attracted very little attention during his college career at Idaho State, but that all changed when he got to the pros … Boone finished second to Warren Armstrong of Oakland for Rookie of the Year accolades … in his rookie season, Boone averaged 18.9 points, 5.1 rebounds and 3.6 assists while shooting .434 from the field and .812 from the free throw line.

GLEN COMBS
1970 ABA ALL-STAR

Glen Combs shined along with Boone during his rookie season … in 1968-69, Combs averaged 15.4 points per game while shooting .361 from three-point range … the following year, Combs averaged a team-high 22.2 points in addition to 3.4 rebounds and 4.1 assists … he made one All-Star appearance as a Chaparral in 1970.

CINCINNATUS POWELL

1970 ABA ALL-STAR

Cincinnatus 'Cincy' Powell averaged 19.3 points, 9.0 rebounds and 2.1 assists, while shooting .476 from the field during his time in Dallas … Powell was named to the 1967-68 All-ABA Second Team … he also earned one trip to the All-Star Game in 1970.



RICH JONES

1973 & 1974 ABA ALL-STAR

For his career with the Chaparrals/Spurs, which spanned six seasons (1969-75), Rich Jones averaged 16.5 points, 8.0 rebounds and 3.1 assists, while shooting .430 from the field and .318 from three-point range … Jones is the Spurs all-time ABA leader in games, points, field goals made and field goals attempted … he also ranks second in free throws made and attempted, rebounds and assists … Jones was a two-time All-Star in 1973 and 1974.



SWEN NATER

1974 ABA ROOKIE OF THE YEAR

The first big move in Spurs history paid dividends from the start … in November, 1973 the Spurs obtained Swen Nater from the Virgina Squires in exchange for draft picks and cash … Nater appeared in 62 games with San Antonio after playing in 17 games with the Squires during the 1973-74 season … for the season he totaled 79 games, averaging 14.1 points and 12.6 rebounds while shooting .552 from the field … in addition to winning ABA Rookie of the Year honors, Nater was named to the All-ABA Second Team, appeared in the 1974 ABA All-Star Game and led the league in field goal percentage.

GEORGE GERVIN

1974, 1975 & 1976 ABA ALL-STAR

During his ABA years with the Spurs, George Gervin made three consecutive All-Star appearances from 1974-76 … he also was a two-time All-ABA Second Team member for the 1974-75 and 1975-76 seasons … Gervin's best ABA season with the Spurs came in 1974-75 when he averaged 23.4 points and 8.3 rebounds … for his ABA career with the Spurs, which spanned three seasons (1073-76), Gervin averaged 22.2 points, 7.6 rebounds and 2.4 assists, while shooting .484 from the field and .844 from the free throw line.

JAMES SILAS

1976 ALL-ABA FIRST TEAM

James Silas enjoyed the best season of his 10-year career during the 1975-76 season … he appeared in all 84 games, averaging 23.8 points, 5.4 assists, 4.0 rebounds and 1.85 steals in 37.0 minutes per contest … Silas was the first Spur to be named to the All-ABA First Team and also earned a spot on the 1976 ABA All-Star Team.

THE BIG STORIES

THE BEGINNING
February 2, 1967

On February 2, 1967, a Dallas ABA franchise is awarded for $30,000 to August Speth, Gary Davidson, John Klug, James Peters … the team is sold prior to the league's first season to a group including Robert S. Folsom, J. Lindsay Embrey, Richard Bruton, Joseph W. Geary, Graham R. E. Koch and Lawrence S. Pollock … Folsom was named President … Max Williams was named General Manager … the team played in Memorial Auditorium and Moody Coliseum … Cliff Hagan ended his one-year retirement to become the team's player-coach … they drafted Pat Riley (who signed with San Diego of the NBA) … they signed John Beasley, Charlie Beasley, Cincy Powell, Maurice McHartley, and Bob Verga.

"DALLAS" BECOMES "TEXAS"
1970-71 Season

For the 1970-71 season, Chaparrals management tried its greatest experiment – regionalization … the name of the team was changed to the "Texas" Chaparrals … while Texas still played most of its games in Dallas, the team also played in Lubbock and Fort Worth … this experiment fizzled in a dramatic way … while the crowds in Dallas remained strong, attendance in Fort Worth and Lubbock steadily declined over the season … the breaking point came on January 5, 1971, when less than 200 fans showed up in Forth Worth to see the Chaps play the Pittsburgh Condors (the crowd was actually announced as 500) … management promptly canceled the last five games scheduled for Fort Worth and switched them to Dallas.

FIRST NBA-ABA EXHIBITION GAME
September 21, 1971

In the summer of 1971, a merger between the NBA and ABA appeared imminent … Basketball Weekly reported that "The American basketball public is clamoring for a merger. So are the NBA and ABA owners, the two commissioners and every college coach. The war is over. The Armistice will be signed soon" … in this short-lived congenial atmosphere, the two leagues agreed to play preseason interleague exhibition games for the first time … even though the merger talks fell apart before the 1971-72 season, the ABA vs. NBA exhibition games stayed alive … the Chaparrals hosted the first NBA vs. ABA game on September 21, 1971 … Kareem Abdul-Jabbar scored 32 points to lead the NBA's Milwaukee Bucks past John Beasley and the ABA Dallas Chaparrals, 106-103 … 7,800 fans paid the largest gate in Dallas franchise history to see the game.

CHAPARRALS MOVE SOUTH
Summer of 1973

When the Dallas Chaparrals first moved to San Antonio in the summer of 1973, the franchise was actually on a three-year lease … shortly after the 1972-73 season ended a group of San Antonio businessmen - led by John Schaefer, Red McCombs, Angelo Drossos and Art Burdick negotiated the unique deal … the first ownership group consisted of 35 stockholders … the team struggled to gain interest early said treasurer Maury Holden, "I can remember one night, Pat Tallman (the Spurs PA announcer) said it might be easier to introduce the people in the crowd instead of the starting line-ups." … as the season went on the support grew … during the season the group of 27 investors arranged to purchase the team from the Dallas group and by the end of the season – after the team had acquired Swen Nater and George Gervin – Spurs fever had arrived in San Antonio.

SPURS FIRST GAME
October 10, 1973

In the first game in San Antonio history, the Silver and Black fell to the San Diego Conquistadors 121-106 in the HemisFair Arena in front of 5,879 fans … the starting lineup that night was Rich Jones, Goo Kennedy, Bob Netolicky, Joe Hamilton and James Silas … the Conquistadors were coached by NBA legend Wilt Chamberlain … Chamberlain was assisted by Stan Albeck, who would go on to coach the Spurs from 1980-83.

THE ICEMAN COMETH
January 30, 1974

It wasn't easy but it was worth it … the official date is January 30, 1974 … that's when George Gervin was obtained by San Antonio as Virginia sold his rights to the Spurs … but after the trade it took a few weeks before "Iceman" was free and clear to become a Spur … the Squires were in financial trouble and had been unloading players (including Julius Erving and Swen Nater) … so then the ABA – and eventually Virginia – contested the Gervin deal … first Gervin had to hide out in a San Antonio hotel room for about a week … then on February 7 he finally made his Spurs debut (finishing with 12 points in 27 minutes vs. Utah) but only after U.S District Court Judge Adrian Spears granted the Spurs a 10-day restraining order against the Squires and the ABA clearing Gervin to suit up for the Silver and Black … finally by the middle of February all the legal issues were dealt with and Gervin was a Spur … Gervin spent 12 of his 14 professional seasons with the Spurs and on February 5, 1996, was elected to the Basketball Hall of Fame.



THE MERGER
June 17, 1976

Thanks to the leadership of Angelo Drossos the Spurs were one of four ABA teams – along with the Denver Nuggets, the Indiana Pacers and the New York Nets – to jump to the NBA as part of a merger between the two leagues … it was a long struggle for Drossos and the Spurs … in January of 1976 he was named to an ABA committee pursuing the merger … then, when the merger occurred, Drossos was forced to find 30 new investors to cover the $5 million NBA entry fee.

NEWS AND NOTES



- The Dallas Chaparrals always hovered near the middle of the ABA pack … around the league, the Chaps were known for the vast wealth of their ownership group … while the Dallas owners had money, they refused to spend it on their basketball team … the Chaps rarely, if ever, signed any of their high draft picks … in fact, the best draft "find" in Dallas franchise history, Ron Boone, was a relatively unknown eighth round pick.

- In the ABA's inaugural season, the Chaps had the fourth best record in the league and finished second in the Western Division … they crushed the Houston Mavericks in the first round of the playoffs, but then easily succumbed to the New Orleans Buccaneers in the Western Division Finals … the chief reason for the team's early success was player-coach Cliff Hagan, the former NBA All-Star with the St. Louis Hawks … Hagan's physical style was perfect for the early ABA, and he averaged 18.2 points per game that first year.

- Things started to change by Dallas' third season though … the team struggled early on as enforcer Cincy Powell suffered both a broken jaw and a sprained ankle … Hagan's coaching style also began to grate on his players and team management … some Dallas players hated playing for Hagan because he was a "screamer" … Chaps management felt that what the team needed was more encouragement, rather than constant yelling and screaming … Hagan was fired in January 1970, and General Manager Max Williams took over the team … the team improved a little after Williams took over (it averaged an impressive 128 points per game), and finished in second place behind Denver … Glen Combs probably was the team's MVP, averaging 22.2 points per game … in the playoffs however, Dallas was upset in the first round by the surprising Los Angeles Stars.

- For the 1970-71 season, the team lacked direction and confidence -- team leader John Beasley had been traded … rookies Rich Jones and Joe Hamilton showed promise, but could not carry the team … most of the season, Texas engaged in a nip and tuck battle with Denver for the last playoff spot in the Western Division … General Manager Max Williams watched his team struggle in last place early in the season before he finally decided to fire himself … he gave up the coaching position to Bill Blakeley, who promptly lost two games in a row for the first time in his 13 year head coaching career … in the middle of the season, the team made a trade which it would live to regret -- it sent Ron Boone and Glen Combs to Utah for a disgruntled Donnie Freeman and a banged-up Wayne Hightower … observers first thought that Texas got the better deal--but soon changed their minds as Boone and Combs became important elements of Utah's 1971 championship team … in fact, after Texas nipped the Denver Rockets in a one-game playoff for the final playoff spot in the Western Division, Boone and Combs led Utah past Texas in four straight games.

- For the next season, the team "returned" to Dallas and played all of its games there … their new young coach was Tom Nissalke, the former assistant coach of the NBA's Milwaukee Bucks … Nissalke got the most out of his players (including the talented Rich Jones and Joe Hamilton) and managed to guide the team to a .500 record and third place in the Western Division … for his efforts, Nissalke won the ABA Coach of the Year award … however, Dallas was once again swept by Utah in four straight games in the first round of the playoffs.

- Strangely, the team declined to hang on to Nissalke … Nissalke promptly found a new head coaching job with the Seattle Supersonics of the NBA … the Chaps' latest coach was Babe "Magnolia Mouth" McCarthy … unfortunately, the team floundered under McCarthy, and the respected coach was fired … the Chaps finished with only 28 wins, two games behind the ABA's new expansion team, the San Diego Conquistadors … for the first time in their existence, the franchise failed to make the playoffs … it was also the last season for the team in Dallas, as the owners decided to lease the team to Angelo Drossos in San Antonio for the 1973-74 season … the team became the San Antonio Spurs, and eventually stayed in that city under the ownership of Drossos.

- In an attempt to get the team back to their winning ways, they brought back Head Coach Tom Nissalke for the 1974-75 season … However, midway through the season, Bob Bass replaced Nissalke when he was named head coach on December 13, 1974 … Bass was credited with instilling a run-and-gun style to the Spurs attack … he also moved George Gervin from forward to guard … Bass would go on to have an illustrious career in San Antonio, serving in a variety of roles: general manager, vice president of basketball operations, assistant to the chairman, head coach and assistant coach during his 20 years with the Spurs … During his 1,617 games in San Antonio, the Spurs posted a 877-740 record … Bass was twice named NBA Executive of the Year (in 1990 with the Spurs and in 1997 with the Charlotte Hornets).

- San Antonio hosted the 1975 ABA All-Star Game … a crowd of 10,449 packed the HemisFair Arena as the East beat the West 151-124 on Jan. 28, 1975 … the Western squad featured three Spurs – George Gervin, Swen Nater and James Silas … Willie Nelson sang the National Anthem and Freddie Lewis was the MVP of the game (as MVP he was awarded a horse – Tuff Julie – and a hand-sewn saddle … but rather then try to ship the horse to his home in Arizona he instead took the auction price of $1,950).

- Fans in the Alamo City saw one of the more interesting, albeit one of the last games in ABA history on April 7, 1976 … a leak in the roof at the HemisFair Arena forced the Spurs-Indiana Pacers game to be played under some different rules … because a portion of the court was coned off in the slippery area it was decided there would be no pressing of the ball handler outside of the 3-point lines and there would be no fast break allowed … the game was also played with a running clock on dead balls to make up for the nearly 40-minute delay to get the court "game-ready" … the Spurs ended up winning the game 96-75 … arena officials weren't out of the woods after the game either … with the Spurs set to host the New York Nets in the ABA playoffs two days later, contractors were able to patch the leaks in HemisFair's roof , however they could not guarantee the patches in the event of another rain storm … luckily for everyone involved the weather cooperated and no new "rules" were needed in the playoffs.

SOURCE/PHOTO CREDIT: www.remembertheaba.com

*SPURS / CHAPARRALS ABA ALL-TIME REGULAR SEASON LEADERS

GAMES
391 – Rich Jones
334 – John Beasley
328 – James Silas
324 – Coby Dietrick
292 – Joe Hamilton
276 – Charles Beasley
231 – George Karl
228 – Cincinnatus Powell
211 – Goo Kennedy
204 – Ron Boone

FG ATTEMPTED
6,002 – Rich Jones
4,873 – John Beasley
4,216 – James Silas
3,468 – Cincinnatus Powell
3,464 – George Gervin
3,461 – Joe Hamilton
3,155 – Donnie Freeman
3,032 – Glen Combs
2,932 – Ron Boone
2,056 – Charles Beasley

3-PT FG ATTEMPTED
732 – Glen Combs
694 – Joe Hamilton
365 – Rich Jones
135 – Ron Boone
124 – Charles Beasley
116 – George Gervin
81 – Steve Jones
80 – John Beasley
61 – Skeeter Swift
57 – Tom Hagan

FT ATTEMPTED
2,020 – James Silas
1,549 – Rich Jones
1,485 – Cincinnatus Powell
1,385 – John Beasley
1,214 – Glen Combs
1,198 – Donnie Freeman
1,099 – Ron Boone
993 – George Gervin
907 – Joe Hamilton
828 – Charles Beasley

POINTS
6,466 – Rich Jones
5,983 – John Beasley
5,978 – James Silas
4,392 – Cincinnatus Powell
4,219 – George Gervin
3,920 – Donnie Freeman
3,839 – Glen Combs
3,781 – Joe Hamilton
3,495 – Ron Boone
2,622 – Charles Beasley

FG PCT. (500 MADE)
.558 – Goo Kennedy (793-1,422)
.546 – Swen Nater (878-1,609)
.504 – Billy Paultz (566-1,124)
.504 – James Silas (2,123-4,216)
.496 – Cliff Hagan (511-1,031)
.494 – John Beasley (2,407-4,873)
.486 – Bob Netolicky (750-1,542)
.484 – George Gervin (1,675-3,464)
.483 – Manny Leaks (987-2,043)
.481 – Larry Kenon (647-1,344)

3-PT FG PCT. (10 MADE)
.355 – Glen Combs (260-732)
.346 – Steve Jones (28-81)
.333 – Tom Hagan (19-57)
.328 – Skeeter Swift (20-61)
.326 – Ron Boone (44-135)
.318 – Rich Jones (116-365)
.311 – Joe Hamilton (216-694)
.275 – John Beasley (22-80)
.267 – George Gervin (31-116)
.261 – Larry Jones (12-46)

FT PCT. (400 MADE)
.865 – Charles Beasley (716-828)
.859 – Steve Jones (422-491)
.857 – James Silas (1,732-2,020)
.844 – George Gervin (838-993)
.828 – John Beasley (1,147-1,385)
.813 – Donnie Freeman (974-1,198)
.810 – Joe Hamilton (735-907)
.807 – Cliff Hagan (401-497)
.800 – Glen Combs (971-1,214)
.796 – Ron Boone (875-1,099)

FG MADE
2,578 – Rich Jones
2,407 – John Beasley
2,123 – James Silas
1,675 – George Gervin
1,650 – Cincinnatus Powell
1,472 – Donnie Freeman
1,415 – Joe Hamilton
1,304 – Glen Combs
1,288 – Ron Boone
987 – Manny Leaks

3-PT FG MADE
260 – Glen Combs
216 – Joe Hamilton
116 – Rich Jones
44 – Ron Boone
31 – George Gervin
30 – Charles Beasley
28 – Steve Jones
22 – John Beasley
20 – Skeeter Swift
19 – Tom Hagan

FT MADE
1,732 – James Silas
1,194 – Rich Jones
1,147 – John Beasley
1,087 – Cincinnatus Powell
974 – Donnie Freeman
971 – Glen Combs
875 – Ron Boone
838 – George Gervin
735 – Joe Hamilton
716 – Charles Beasley

REBOUNDS
3,673 – John Beasley
3,137 – Rich Jones
2,123 – Swen Nater
2,047 – Cincinnatus Powell
1,782 – Coby Dietrick
1,763 – Manny Leaks
1,449 – George Gervin
1,362 – Goo Kennedy
1,324 – James Silas
1,138 – John Smith

ASSISTS
1,413 – James Silas
1,217 – Rich Jones
1,092 – Joe Hamilton
858 – Charles Beasley
744 – George Karl
716 – Coby Dietrick
695 – Glen Combs
693 – Ron Boone
662 – Donnie Freeman
514 – John Beasley

STEALS*
356 – James Silas
267 – George Gervin
238 – Coby Dietrick
221 – George Karl
158 – Rich Jones
123 – Mike Gale
91 – Larry Kenon
69 – Swen Nater
65 – Donnie Freeman
63 – Bird Averitt

PERSONAL FOULS
1,365 – Rich Jones
1,032 – Coby Dietrick
1,014 – John Beasley
1,013 – James Silas
820 – Joe Hamilton
779 – Cincinnatus Powell
777 – Goo Kennedy
701 – Ron Boone
681 – George Gervin
649 – Charles Beasley

TURNOVERS
912 – Rich Jones
896 – James Silas
791 – Ron Boone
653 – Cincinnatus Powell
584 – Glen Combs
541 – Charles Beasley
539 – John Beasley
530 – George Gervin
473 – Coby Dietrick
473 – Joe Hamilton

BLOCKED SHOTS*
291 – George Gervin
253 – Billy Paultz
236 – Coby Dietrick
135 – Swen Nater
49 – James Silas
45 – Rich Jones
43 – Larry Kenon
40 – Mike Gale
30 – Mark Olberding
20 – George Karl

*Steals and Blocked Shots were not recorded until the 1973-74 season

*SPURS / CHAPARRALS ABA ALL-TIME PLAYOFF LEADERS

GAMES
27 – Rich Jones
25 – John Beasley
23 – Charles Beasley
21 – Cincinnatus Powell
20 – Coby Dietrick
20 – George Gervin
17 – George Karl
16 – Bob Bedell
14 – Donnie Freeman
14 – James Silas

FG ATTEMPTED
414 – George Gervin
366 – Cincinnatus Powell
365 – John Beasley
303 – Rich Jones
262 – Glen Combs
259 – Donnie Freeman
218 – Charles Beasley
202 – James Silas
182 – Ron Boone
169 – Swen Nater

3-PT FG ATTEMPTED
60 – Glen Combs
23 – Joe Hamilton
23 – Rich Jones
18 – Charles Beasley
16 – George Gervin
13 – John Beasley
12 – Ron Boone
12 – Levern Tart
9 – Bob Bedell
6 – Cincinnatus Powell

REBOUNDS
280 – John Beasley
236 – Cincinnatus Powell
200 – George Gervin
181 – Swen Nater
168 – Rich Jones
149 – Manny Leaks
108 – Coby Dietrick
80 – Larry Kenon
78 – Bob Bedell
72 – 2 tied

POINTS
538 – George Gervin
458 – Cincinnatus Powell
446 – John Beasley
302 – Glen Combs
295 – Rich Jones
270 – Donnie Freeman
264 – Charles Beasley
247 – James Silas
207 – Ron Boone
193 – Swen Nater

FG PCT. (50 MADE)
.543 – Coby Dietrick (70-129)
.515 – Swen Nater (87-169)
.490 – John Beasley (179-365)
.490 – George Gervin (203-414)
.466 – Larry Kenon (61-131)
.462 – Ron Boone (84-182)
.460 – James Silas (93-202)
.455 – Manny Leaks (76-167)
.454 – Charles Beasley (99-218)
.451 – Cincinnatus Powell (165-366)

FT MADE
128 – George Gervin
127 – Cincinnatus Powell
85 – John Beasley
65 – Glen Combs
63 – Charles Beasley
61 – James Silas
44 – Rich Jones
40 – Manny Leaks
38 – Donnie Freeman
36 – 2 tied

ASSISTS
92 – James Silas
81 – Ron Boone
80 – Charles Beasley
62 – Rich Jones
56 – Cincinnatus Powell
50 – Mike Gale
48 – Glen Combs
46 – George Gervin
45 – Coby Dietrick
45 – George Karl

FG MADE
203 – George Gervin
179 – John Beasley
165 – Cincinnatus Powell
123 – Rich Jones
116 – Donnie Freeman
111 – Glen Combs
99 – Charles Beasley
93 – James Silas
87 – Swen Nater
84 – Ron Boone

3-PT FG MADE
15 – Glen Combs
6 – Joe Hamilton
5 – Rich Jones
4 – George Gervin
3 – Charles Beasley
3 – John Beasley
3 – Ron Boone
2 – Maurice McHartley
2 – Levern Tart
2 – Henry Ward

FT ATTEMPTED
157 – Cincinnatus Powell
152 – George Gervin
99 – John Beasley
82 – James Silas
79 – Glen Combs
78 – Charles Beasley
65 – Rich Jones
53 – Donnie Freeman
53 – Manny Leaks
48 – Maurice McHartley

STEALS*
24 – Mike Gale
24 – James Silas
16 – George Karl
15 – Coby Dietrick
15 – George Gervin
12 – Rich Jones
5 – Allan Bristow
5 – Larry Kenon
4 – Swen Nater
3 – 2 Tied

BLOCKED SHOTS*
30 – George Gervin
20 – Coby Dietrick
16 – Billy Paultz
11 – Swen Nater
10 – Mike Gale
6 – Rich Jones
4 – Bird Averitt
4 – Larry Kenon
2 – 4 Tied

TURNOVERS
76 – Cincinnatus Powell
48 – Rich Jones
47 – Charles Beasley
47 – George Gervin
43 – John Beasley
42 – Ron Boone
41 – Maurice McHartley
39 – James Silas
38 – Glen Combs
38 – Coby Dietrick

PERSONAL FOULS
102 – Rich Jones
78 – John Beasley
73 – Cincinnatus Powell
72 – George Gervin
71 – Coby Dietrick
66 – Charles Beasley
52 – Ron Boone
51 – Maurice McHartley
45 – Bob Bedell
45 – James Silas

*Steals and Blocked Shots were not recorded until the 1973-74 season



Swen Nater

RECORD

45-39 (27-15 home: 18-24 road)
Third in Western Division

HONORS

Swen Nater, ABA Rookie of the Year
Swen Nater, All-ABA Second Team
Swen Nater, ABA All-Star
Rich Jones, ABA All-Star
Swen Nater, ABA FG Percentage Leader
Jack Ankerson, ABA Executive of the Year

PLAYOFFS

Lost to Indiana, First Round 4-3

SPURS LEADERS

Scoring: George Gervin 19.4 ppg
Rebounding: Swen Nater 13.6 rpg
Assists: James Silas 3.8 apg

Head Coach: Tom Nissalke
Assistant: Rudy Davalos

1973–74 SEASON NOTES

- The San Antonio Spurs were formed in the summer of 1973 when the Dallas Chaparrals of the ABA were sold to a group of San Antonio investors and moved to the Alamo City.
- Original ownership group was made up of 27 individuals, led by John Schaefer, Red McCombs, Art Burdick and Angelo Drossos.
- The first game in franchise history was a 121-106 loss to the San Diego Conquistadors on 10/10/73 in front
of 5,879 fans in the HemisFair Arena … the Spurs starting five was Rich Jones, Goo Kennedy, Bob Netolicky, Joe Hamilton and James Silas.
- In November the Spurs obtained Swen Nater from the Virginia Squires in exchange for cash and draft picks … Nater was the Spurs leading rebounder in both 1973–74 and 1974–75.
- On 1/30/74 – in perhaps the biggest move in franchise history – the Spurs purchased George Gervin from

1973–74 SPURS FINAL STATISTICS (45-39)

			2-POINT		3-POINT				REBOUNDING									SCORING	
PLAYER	G	MIN	FGM-FGA	PCT.	FGM-FGA	PCT.	FTM-FTA	PCT.	OFF	DEF	TOT	AVG.	AST	TO	PF	BLK	STL	PTS	AVG.
Gervin	25	783	185-389	.476	0-6	.000	116-136	.853	62	144	206	8.2	45	64	98	34	26	486	19.4
Silas	84	3096	486-1016	.478	0-1	.000	349-420	.831	83	260	343	4.1	319	220	256	8	90	1321	15.7
Jones	78	2843	497-1129	.440	13-46	.283	186-241	.772	170	411	581	7.5	268	145	273	13	70	1219	15.6
Nater	62	2001	383-694	.552	0-1	.000	134-181	.740	248	596	844	13.6	112	153	177	48	26	900	14.5
Hamilton	43	1415	209-498	.420	19-86	.221	92-110	.836	27	89	116	2.7	162	82	92	1	51	567	13.2
Netolicky	19	488	100-195	.513	0-0	.000	29-46	.630	43	58	101	5.3	44	34	21	11	7	229	12.1
Averitt	74	1639	334-862	.387	9-50	.180	156-224	.696	44	77	121	1.6	132	137	166	6	63	851	11.5
Karl	74	1339	228-480	.475	8-22	.364	94-113	.832	41	85	126	1.7	160	92	161	10	65	574	7.8
Dietrick	84	2142	251-566	.443	0-3	.000	81-114	.711	200	332	532	6.3	253	151	285	50	89	583	6.9
Chambers	38	579	94-206	.456	0-0	.000	36-48	.750	37	66	103	2.7	42	28	74	3	11	224	5.9
Kennedy	76	1440	194-352	.551	0-0	.000	60-87	.690	121	266	387	5.1	83	79	240	15	59	448	5.9
Brown	2	26	5-6	.833	0-0	.000	0-0	.000	3	3	6	3.0	1	2	4	0	0	10	5.0
Terry	61	1093	131-292	.449	1-2	.500	36-41	.878	67	99	166	2.7	72	33	139	5	18	301	4.9
Hill	60	837	112-233	.481	0-11	.000	45-62	.726	59	113	172	2.9	62	63	145	16	13	269	4.5
Warren	36	486	61-133	.459	0-1	.000	32-35	.914	26	35	61	1.7	38	30	40	5	9	154	4.3
Swift	16	153	22-55	.400	1-12	.083	16-20	.800	5	11	16	1.0	15	13	26	0	3	63	3.9
SPURS	**84**		**3292-7106**	**.463**	**51-241**	**.212**	**1462-1878**	**.778**	**1236**	**2645**	**3881**	**46.2**	**1808**	**1326**	**2197**	**225**	**600**	**8199**	**97.6**
OPPONENTS	**84**		**3042-6592**	**.461**	**107-372**	**.288**	**1721-2268**	**.759**	**1054**	**2557**	**3611**	**43.0**	**1764**	**1383**	**1970**	**409**	**601**	**8126**	**96.7**



George Gervin

RECORD

51-33 (32-10 home: 19-23 road)
Second in Western Division

HONORS

George Gervin, All-ABA Second Team
Swen Nater, All-ABA Second Team
James Silas, All-ABA Second Team
George Gervin, ABA All-Star
Swen Nater, ABA All-Star
James Silas, ABA All-Star
Swen Nater, ABA Rebounding Title

PLAYOFFS

Lost to Indiana, First Round, 4-2

SPURS LEADERS

Scoring: George Gervin 23.4 ppg
Rebounding: Swen Nater 16.4 rpg
Assists: James Silas 4.9 apg

Head Coach: Tom Nissalke/Bob Bass
Assistant: Rudy Davalos

1974–75 SEASON NOTES

- The City of San Antonio hosted the 1975 ABA All-Star Game … a crowd of 10,449 was on hand in the HemisFair Arena as the East beat the West 151-124 on 1/28/75 … the Western squad featured three Spurs – George Gervin, Swen Nater and James Silas.
- During the off-season Angelo Drossos was named Executive Vice President and Chief Operating Officer and John Begzos was named the Spurs General Manager.
- On 12/13/74 the Spurs hired Bob Bass as their head coach, replacing Tom Nissalke.
- George Gervin established himself as a true star … during the regular season he was seventh in the ABA in scoring, averaging 23.4 ppg, and was also among league leaders in rebounds and blocks … Gervin was named to the All-ABA Second Team and appeared in his second ABA All-Star Game … but Gervin's big breakthrough came in the postseason when Bob Bass moved Iceman from small forward to two-guard … Gervin averaged 34.0 ppg in the series vs. Indiana and the rest, as they say, is history.
- On 2/5/75 George Gervin scored 51 points as the Spurs beat Memphis 143-119 … Gervin's 51 points that night is the Spurs franchise record for the most points scored in an ABA game.

1974–75 SPURS FINAL STATISTICS (51-33)

			2-POINT		3-POINT				REBOUNDING									SCORING	
PLAYER	G	MIN	FGM-FGA	PCT.	FGM-FGA	PCT.	FTM-FTA	PCT.	OFF	DEF	TOT	AVG.	AST	TO	PF	BLK	STL	PTS	AVG.
Gervin	84	3113	767-1600	.479	17-55	.309	380-458	.830	247	450	697	8.3	207	249	295	138	131	1965	23.4
Jones	83	3097	636-1430	.445	13-50	.260	287-374	.767	247	398	645	7.8	270	210	297	32	88	1598	19.3
Silas	82	3105	578-1134	.510	0-2	.000	430-486	.885	73	237	310	3.8	398	230	232	17	111	1586	19.3
Freeman	77	2381	453-1007	.450	0-5	.000	289-352	.821	107	77	184	2.4	202	131	169	15	65	1195	15.5
Nater	78	2713	495-913	.542	0-1	.000	185-246	.752	369	910	1279	16.4	97	185	240	87	43	1175	15.1
Karl	82	1629	257-511	.503	4-23	.174	137-177	.774	47	108	155	1.9	334	158	207	7	96	663	8.1
Dietrick	82	1724	220-440	.500	2-4	.500	76-99	.768	191	333	524	6.4	168	117	266	55	82	522	6.4
Warren	71	992	125-258	.484	2-7	.286	77-91	.846	42	70	112	1.6	91	68	109	9	35	333	4.7
Terry	79	1186	145-305	.475	3-8	.375	39-53	.736	77	140	217	2.8	69	37	146	3	37	338	4.3
Franklin	24	179	32-84	.381	0-1	.000	15-23	.652	39	43	82	3.4	10	18	37	2	3	79	3.3
Love	12	64	13-30	.433	0-0	.000	3-4	.750	6	18	24	2.0	9	6	16	4	0	29	2.4
Temple	24	102	17-40	.425	0-1	.000	8-10	.800	14	17	31	1.3	15	12	29	4	4	42	1.8
SPURS	**84**		**3738-7752**	**.482**	**41-157**	**.261**	**1926-2373**	**.812**	**1459**	**2801**	**4260**	**50.7**	**1870**	**1421**	**2043**	**373**	**695**	**9525**	**113.4**
OPPONENTS	**84**		**3619-7513**	**.482**	**112-396**	**.283**	**1599-2129**	**.751**	**1316**	**2570**	**3886**	**46.3**	**2082**	**1392**	**2157**	**447**	**698**	**9173**	**109.2**



James Silas

RECORD
50-34 (30-12 home: 20-22 road)
Third in ABA

HONORS
James Silas, All-ABA First Team
George Gervin, All-ABA Second Team
George Gervin, ABA All-Star
Larry Kenon, ABA All-Star
Billy Paultz, ABA All-Star
James Silas, ABA All-Star

PLAYOFFS
Lost to New York, First Round, 4-3

SPURS LEADERS
Scoring: James Silas 23.8 ppg
Rebounding: Larry Kenon 11.0 rpg
Assists: James Silas 5.4 apg

Head Coach: Bob Bass
Assistant: Rudy Davalos

1975–76 SEASON NOTES

- The Spurs made a pair of big moves prior to the start of the season … on 6/3/75 the Spurs sent Swen Nater to the New York Nets for Larry Kenon … in a related move on the same day the Spurs obtained Mike Gale from the Nets for cash … then on 9/8/75 the Spurs sent Chuck Terry, Rich Jones, Bobby Warren and Kim Hughes to the Nets in exchange for Billy Paultz … the moves paid off as both Kenon and Paultz were ABA All-Stars during the 1975–76 campaign.

- James Silas – the Spurs leading scorer and playmaker during the season – broke his right ankle in the first game of their playoff series with the Nets … the injury put a damper on a great season for Silas … he was the first Spur ever named to the All-ABA First Team … he finished the season ranked sixth in the ABA in scoring, fourth in FG percentage, fourth in FT percentage, fifth in assists and ninth in steals.

- The Spurs ranked second in the ABA in attendance, averaging 8,003 fans per game … the highlight was a then-record crowd of 11,717 who watched a 112-109 loss to the Nets on 11/15/75.

- As a team the Spurs shot an incredible .815 (1,905-2,337) from the free throw line during the 1975–76 season … five Spurs shot .800 or better from the line … James Silas led the way with a .872 mark, George Gervin shot .862, Allan Bristow had a .848 mark, Coby Dietrick was .829 and Mike Gale shot an even .800.

1975–76 SPURS FINAL STATISTICS (50-34)

			2-POINT		3-POINT				REBOUNDING									SCORING	
PLAYER	G	MIN	FGM-FGA	PCT.	FGM-FGA	PCT.	FTM-FTA	PCT.	OFF	DEF	TOT	AVG.	AST	TO	PF	BLK	STL	PTS	AVG.
Silas	84	3112	718-1381	.520	0-2	.000	564-647	.872	111	224	335	4.0	452	254	264	155	24	2000	23.8
Gervin	81	2748	692-1357	.510	14-39	.359	342-397	.862	179	367	546	6.7	201	217	283	110	119	1768	21.8
Kenon	81	2920	646-1343	.481	0-1	.000	221-283	.781	287	602	889	11.0	151	243	173	89	43	1513	18.7
Paultz	83	2958	566-1122	.505	0-1	.000	238-322	.739	210	652	862	10.4	340	231	231	61	253	1370	16.5
Olberding	70	1601	233-462	.504	0-0	.000	161-204	.789	149	276	425	6.1	124	114	197	40	30	627	9.0
Bristow	47	882	125-270	.463	0-1	.000	78-92	.848	68	106	174	3.7	120	63	81	24	2	328	7.0
Gale	78	1776	227-495	.459	3-17	.177	64-80	.800	48	159	207	2.7	246	143	145	124	40	527	6.8
Dietrick	81	1467	199-396	.503	1-7	.143	68-82	.829	109	240	349	4.3	160	112	257	67	43	469	5.8
Karl	75	1200	150-326	.460	0-9	.000	81-106	.764	13	53	66	0.9	250	108	149	60	3	381	5.1
Ward	61	688	148-310	.477	6-23	.261	16-27	.593	45	95	140	2.3	35	45	99	16	10	330	5.4
Owens	39	538	90-182	.495	0-0	.000	46-60	.767	54	101	155	4.0	41	29	97	3	13	226	5.8
Others	42	349	67-173	.387	2-13	.154	26-37	.703	32	44	76	1.8	29	17	58	9	3	166	4.0
SPURS	**84**		**3861-7817**	**.494**	**26-113**	**.230**	**1905-2337**	**.815**	**1305**	**2919**	**4224**	**50.3**	**2149**	**1576**	**2034**	**758**	**583**	**9705**	**115.5**
OPPONENTS	**84**		**3638-7701**	**.472**	**122-420**	**.291**	**1720-2254**	**.763**	**1313**	**2525**	**3838**	**45.7**	**2029**	**1475**	**2120**	**827**	**457**	**9362**	**111.5**

YEAR-BY-YEAR RECAPS



Larry Kenon

RECORD

44-38 (31-10 home: 13-28 road)
Third in Central Division

HONORS

George Gervin, All-NBA Second Team
George Gervin, NBA All-Star

PLAYOFFS

Lost to Boston, First Round, 2-0

SPURS LEADERS

Scoring: George Gervin 23.1 ppg
Rebounding: Larry Kenon 11.3 rpg
Assists: Mike Gale 5.8 apg

Head Coach: Doug Moe
Assistant: Bob Bass

1976–77 SEASON NOTES

- On June 17, 1976, the Spurs were officially accepted into the NBA along with three other ABA franchises – Denver, Indiana and the New York Nets.

- New Head Coach Doug Moe, and the rest of the Spurs, were forced to start their first NBA season without James Silas, who injured his knee in the preseason … Silas returned later in the season but appeared in just 22 games due to the injury.

- The Spurs played their first NBA game on 10/22 in Philadelphia … a crowd of 17,196 Sixers fans were on hand to witness the Spurs claim a 121-118 win … Billy Paultz led the Spurs with 27 points … also making his NBA debut that evening was Dr. J.

- The Spurs finished as the top-scoring team in the NBA, averaging 115.0 points per game … George Gervin and Larry Kenon led the Spurs high-speed attack … Gervin finished ninth in the NBA in scoring, averaging
23.1 ppg, and fourth in FG percentage, with a .544 mark, while Kenon was 12th in scoring, with 21.9 ppg, and 10th in rebounding, grabbing 11.3 rebounds per contest.

1976–77 SPURS FINAL STATISTICS (44-38)

							REBOUNDING								SCORING	
PLAYER	G	MIN	FGM-FGA	PCT.	FTM-FTA	PCT.	OFF	DEF	TOT	AVG.	AST	PF-DQ	STL	BLK	PTS	AVG.
Gervin	82	2705	726-1335	.544	443-532	.833	134	320	454	5.5	238	286-12	105	104	1895	23.1
Kenon	78	2936	706-1435	.492	293-356	.823	282	597	879	11.3	229	190-0	167	60	1705	21.9
Paultz	82	2694	521-1102	.473	238-320	.744	192	495	687	8.4	223	262-5	55	173	1280	15.6
Bristow	82	2017	365-747	.489	206-258	.798	119	229	348	4.2	240	195-1	89	2	936	11.4
Olberding	82	1949	301-598	.503	251-316	.794	162	287	449	5.5	119	277-6	59	29	853	10.4
Gale	82	2598	353-754	.468	137-167	.820	54	219	273	3.3	473	224-3	191	50	843	10.3
Silas	22	356	61-142	.430	87-107	.813	7	25	32	1.5	50	36-0	13	3	209	9.5
Calvin	35	606	93-237	.392	123-146	.842	11	20	31	0.9	104	58-0	23	1	309	8.8
Dietrick	82	1772	285-620	.460	119-166	.717	111	261	372	4.5	148	267-8	88	57	689	8.4
Dampier	80	1634	233-507	.460	64-86	.744	22	54	76	1.0	234	93-0	49	15	530	6.6
Nelson	4	57	7-14	.500	4-7	.571	2	5	7	1.8	3	9-0	2	0	18	4.5
Ward	27	171	34-90	.378	15-17	.882	10	23	33	1.2	6	30-0	6	5	83	3.1
Karl	29	251	25-73	.342	29-42	.690	4	13	17	0.6	46	36-0	10	0	79	2.7
D'Antoni	2	9	1-3	.333	1-2	.500	0	2	2	1.0	2	3-0	0	0	3	1.5
SPURS	**82**		**3711-7657**	**.485**	**2010-2522**	**.797**	**1110**	**2550**	**3660**	**44.6**	**2115**	**1966-35**	**857**	**499**	**9432**	**115.0**
OPPONENTS	**82**		**3955-8075**	**.490**	**1512-2059**	**.734**	**1329**	**2687**	**4016**	**49.0**	**2159**	**2189-40**	**811**	**420**	**9382**	**114.4**

44-38 (THIRD IN CENTRAL DIVISION)

DATE	OPPONENT	W-L	SCORE	REC.	ATT.	HI-SCORER	HI-REBOUNDER
OCTOBER RECORD:		**2-4 (HOME: 1-1, ROAD: 1-3)**					
10-22	@ Philadelphia	W	121-118	1-0	17,196	27-Paultz	9-Kenon
10-23	@ NY Knicks	L	98-117	1-1	13,512	20-Gervin	9-Paultz
10-26	@ Atlanta	L	114-122	1-2	4,575	23-Paultz	11-Paultz
10-27	PHOENIX	W	115-106	2-2	8,919	41-Kenon	12-Kenon
10-29	@ Kansas City	L	102-130	2-3	8,832	18-Gervin	12-Kenon
10-30	BOSTON	L	117-126	2-4	12,594	37-Gervin	11-Paultz
NOVEMBER RECORD:		**9-5 (HOME: 8-0, ROAD: 1-5)**					
11-3	@ Indiana	L	97-113	2-5	7,332	19-Gervin	11-Paultz
11-5	@ New Orleans	L	119-127	2-6	10,182	22-Paultz/Kenon	10-Kenon
11-6	INDIANA	W	113-94	3-6	6,532	27-Gervin	14-Paultz
11-9	SEATTLE	W	138-114	4-6	6,391	24-Kenon	8-Gervin
11-11	NY NETS	W	108-104	5-6	6,043	30-Gervin	10-Kenon
11-13	PORTLAND	W	113-101	6-6	9,113	32-Gervin	10-Bristow
11-16	BUFFALO	W	114-112	7-6	6,945	25-Kenon	14-Kenon
11-18	KANSAS CITY	W	129-104	8-6	7,776	25-Paultz	14-Kenon
11-20	@ Washington	L	103-109	8-7	12,640	33-Gervin	14-Kenon
11-23	@ Buffalo	W	122-115	9-7	8,178	34-Gervin	10-Paultz/Gervin
11-24	@ NY Nets	L	91-99	9-8	6,583	16-Kenon	12-Kenon
11-26	GOLDEN ST.	W	123-121	10-8	12,306	29-Kenon	15-Kenon/Paultz
11-27	@ Houston	L	116-125	10-9	8,126	30-Gervin	11-Dietrick
11-30	DETROIT	W	130-129	11-9	8,159	28-Kenon/Gervin	19-Kenon
DECEMBER RECORD:		**7-7 (HOME: 6-2, ROAD: 1-5)**					
12-2	@ Golden St.	L	116-124	11-10	10,649	26-Kenon	13-Paultz
12-3	@ Los Angeles	L	105-114	11-11	10,297	22-Kenon	18-Kenon
12-5	@ Phoenix	L	98-103 (OT)	11-12	8,235	20-Gervin	19-Kenon
12-8	ATLANTA	L	106-117	11-13	8,593	25-Bristow	6-Olberding/Gervin
12-10	@ Milwaukee	W	136-120	12-13	10,526	23-Kenon	12-Kenon
12-11	NEW ORLEANS	W	121-106	13-13	8,857	30-Gervin	10-Olberding
12-14	NY KNICKS	W	111-98	14-13	8,687	28-Kenon/Paultz	10-Bristow/Dietrick
12-15	@ Indiana	L	102-116	14-14	6,404	22-Bristow/Paultz	12-Olberding
12-17	@ Chicago	L	101-103	14-15	7,148	22-Kenon	12-Kenon
12-18	@ Cleveland	L	105-106	14-16	10,056	24-Gervin	15-Kenon
12-21	GOLDEN ST.	W	123-120	15-16	9,264	27-Gervin	11-Paultz
12-23	WASHINGTON	W	118-116	16-16	8,491	26-Kenon	10-Kenon/Paultz
12-26	KANSAS CITY	W	110-105	17-16	5,342	29-Kenon	15-Kenon
12-29	PHILADELPHIA	W	127-116	18-16	12,367	29-Gervin	15-Kenon
JANUARY RECORD:		**7-7 (HOME: 6-2, ROAD: 1-5)**					
1-2	@ Denver	L	120-145	18-17	16,924	31-Gervin	15-Kenon
1-3	BUFFALO	W	142-109	19-17	6,527	24-Gervin	11-Kenon
1-5	DENVER	W	137-133	20-17	11,237	30-Gervin	10-Paultz/Gervin
1-7	@ Seattle	L	124-131	20-18	12,176	27-Gervin	15-Kenon
1-9	@ Portland	L	113-150	20-19	11,751	22-Gervin	10-Kenon
1-12	MILWAUKEE	L	121-127	20-20	10,096	26-Gervin	19-Paultz
1-14	LOS ANGELES	L	106-109	20-21	11,246	27-Gervin	15-Kenon
1-16	INDIANA	W	122-115	21-21	8,435	32-Kenon	13-Olberding
1-19	CHICAGO	W	115-107	22-21	7,568	36-Kenon	12-Kenon
1-21	@ Boston	L	90-103	22-22	13,065	22-Olberding	10-Kenon
1-23	PORTLAND	W	123-118	23-22	10,041	41-Gervin	7-Kenon
1-25	@ Phoenix	W	116-108	24-22	10,814	38-Kenon	21-Kenon
1-27	@ Portland	L	104-112	24-23	12,524	20-Kenon	12-Kenon
1-30	SEATTLE	W	126-118 (OT)	25-23	14,098	42-Gervin	9-Bristow/Kenon
FEBRUARY RECORD:		**8-5 (HOME: 5-3, ROAD: 3-2)**					
2-1	CLEVELAND	W	92-87	26-23	9,179	32-Gervin	14-Kenon
2-3	CHICAGO	L	98-107	26-24	7,839	33-Kenon	17-Kenon
2-6	NY KNICKS	W	119-96	27-24	10,411	24-Kenon	13-Paultz
2-8	@ Chicago	L	89-111	27-25	5,193	22-Paultz	9-Paultz/Gervin
2-9	@ Detroit	W	135-129	28-25	9,142	29-Kenon	12-Paultz
2-11	@ Houston	W	117-104	29-25	8,411	29-Gervin	8-Kenon/Paultz
2-15	SEATTLE	W	109-106 (OT)	30-25	7,781	33-Gervin	18-Kenon
2-17	HOUSTON	L	99-113	30-26	9,478	20-Gervin	7-Gervin
2-20	NEW ORLEANS	W	129-109	31-26	8,469	24-Dietrick	12-Dietrick
2-22	LOS ANGELES	W	135-103	32-26	10,966	25-Gervin	9-Olberding/Dietrick
2-24	MILWAUKEE	L	121-131	32-27	9,116	31-Gervin	11-Dietrick
2-26	@ Atlanta	L	111-119	32-28	5,210	26-Gervin	11-Olberding/Dietrick
2-27	@ New Orleans	W	135-118	33-28	8,320	31-Paultz	14-Paultz
MARCH RECORD:		**10-6 (HOME: 6-2, ROAD: 4-4)**					
3-1	@ NY Knicks	W	132-127	34-28	13,050	30-Kenon	10-Paultz
3-4	@ NY Nets	W	135-121	35-28	5,776	39-Kenon	10-Kenon
3-5	@ Buffalo	W	120-109	36-28	6,950	24-Paultz	12-Kenon
3-8	PHOENIX	W	122-115	37-28	10,011	29-Kenon/Gervin	11-Paultz
3-10	CLEVELAND	W	106-100	38-28	9,088	26-Paultz	14-Paultz
3-13	DETROIT	L	97-102	38-29	9,793	27-Gervin	14-Paultz
3-16	NY NETS	W	118-108	39-29	7,391	22-Olberding	13-Olberding
3-19	@ Cleveland	L	89-94	39-30	16,257	28-Kenon	13-Paultz
3-20	@ Washington	L	116-135	39-31	12,916	26-Gervin	10-Paultz
3-22	BOSTON	L	104-108	39-32	11,246	24-Kenon	18-Kenon
3-23	@ Denver	W	122-120	40-32	18,044	38-Gervin	17-Kenon
3-24	HOUSTON	W	118-112	41-32	10,434	28-Paultz	17-Kenon
3-25	@ Philadelphia	L	110-113	41-33	14,753	26-Kenon	14-Kenon
3-27	KANSAS CITY	W	139-129	42-33	8,549	43-Kenon	20-Kenon
3-29	WASHINGTON	W	122-116	43-33	10,391	31-Gervin	10-Kenon/Olberding
3-31	@ Golden St.	L	116-125	43-34	12,293	28-Gervin	12-Dietrick
APRIL RECORD:		**1-4 (HOME: 1-1, ROAD: 0-3)**					
4-1	@ Los Angeles	L	102-107	43-35	12,064	26-Kenon	13-Kenon
4-3	ATLANTA	L	103-111	43-36	8,561	28-Kenon	9-Kenon
4-6	PHILADELPHIA	W	131-109	44-36	11,246	31-Kenon	14-Kenon
4-9	@ Boston (in Hart)	L	105-120	44-37	10,859	20-Kenon	12-Kenon/Paultz
4-10	@ Milwaukee	L	125-133	44-38	7,689	31-Gervin	8-Kenon



Allan Bristow

RECORD

52-30 (32-9 home: 20-21 road)
First in Central Division

PLAYOFFS

Lost to Washington,
Eastern Conference Finals, 4-2

HONORS

George Gervin, NBA Scoring Title
George Gervin, All-NBA First Team
George Gervin, NBA All-Star
Larry Kenon, NBA All-Star
Angelo Drossos, NBA Executive of the Year

SPURS LEADERS

Scoring: George Gervin 27.2 ppg
Rebounding: Larry Kenon 9.5 rpg
Assists: Mike Gale 5.4 apg

Head Coach: Doug Moe
Assistant: Bob Bass

1977–78 SEASON NOTES

- During the summer of 1977, the roof at the HemisFair Arena was raised to accommodate 6,000 new seats.
- The Spurs got off to a slow start as injuries sidelined James Silas (knee), George Karl (knee) and Mike Gale (ankle) … after starting 16-14 the Spurs got hot at midseason to claim their first NBA Division Title … at one point, the Spurs posted 18 wins in a 22-game period.
- Both George Gervin and Larry Kenon were named starters in the 1978 NBA All-Star Game which was played in Atlanta on 2/5.
- George Gervin turned in one of the greatest single game performances in franchise history on 4/9 in New Orleans … going into the final day of the season Gervin and David Thompson were battling for the NBA Scoring Title … Thompson had played earlier in the day and appeared to claim the title as he poured in 73 points … but Gervin wasn't ready to concede the title … by halftime of the Spurs-Jazz game, Ice had 53 points – thanks to 33 points in the second quarter, which still stands as the most points ever scored in a single quarter … the Spurs lost the game 153-132 but Gervin finished with 63 points and claimed his first of four NBA Scoring Titles.

1977–78 SPURS FINAL STATISTICS (52-30)

							REBOUNDING									SCORING	
PLAYER	G	MIN	FGM-FGA	PCT.	FTM-FTA	PCT.	OFF	DEF	TOT	AVG.	AST	PF-DQ	STL	TO	BLK	PTS	AVG.
Gervin	82	2857	864-1611	.536	504-607	.830	118	302	420	5.1	302	255-3	136	306	110	2232	27.2
Kenon	81	2869	698-1426	.489	276-323	.854	245	528	773	9.5	268	209-2	115	279	24	1672	20.6
Paultz	80	2479	518-979	.529	230-306	.752	172	503	675	8.4	213	222-3	42	167	194	1266	15.8
Gale	70	2091	275-581	.473	87-100	.870	57	166	223	3.2	376	170-2	159	176	25	637	9.1
Dampier	82	2037	336-660	.509	76-101	.752	24	98	122	1.5	285	84-0	87	95	13	748	9.1
Olberding	79	1773	231-480	.481	184-227	.811	104	269	373	4.7	131	235-1	45	118	26	646	8.2
Bristow	82	1481	257-538	.478	152-208	.731	99	158	257	3.1	194	150-0	69	146	4	666	8.1
Green	63	1132	195-427	.457	86-111	.775	108	196	304	4.8	66	167-1	24	83	87	476	7.6
Dietrick	79	1876	250-543	.460	89-114	.781	73	285	358	4.5	217	231-4	81	144	55	589	7.5
Eakins	16	251	30-52	.577	29-34	.853	17	29	46	2.9	17	46-0	3	24	10	89	5.6
Layton	41	498	85-168	.506	12-13	.923	4	28	32	0.8	108	51-0	21	59	4	182	4.4
Silas	37	311	43-97	.443	60-73	.822	4	19	23	0.6	38	29-0	11	30	1	146	3.9
Sims	12	95	10-26	.385	10-15	.667	5	8	13	1.1	20	16-0	3	19	0	30	2.5
Karl	4	30	2-6	.333	2-2	1.000	0	5	5	1.2	5	6-0	1	4	0	6	1.5
SPURS	82		3794-7594	.500	1797-2234	.804	1030	2594	3624	44.2	2240	1871-16	797	1650	553	9385	114.5
OPPONENTS	82		3808-8063	.472	1494-1996	.748	1345	2576	3921	47.8	2145	2059-25	837	1662	379	9110	111.1

52-30 (FIRST IN CENTRAL DIVISION)

DATE	OPPONENT	W-L	SCORE	REC.	ATT.	HI-SCORER	HI-REBOUNDER
OCTOBER RECORD:		**4-3 (HOME: 2-0, ROAD: 2-3)**					
10-19	BOSTON	W	114-109	1-0	10,466	39-Gervin	9-Kenon/Paultz
10-21	@ Golden St.	L	117-122	1-1	9,164	27-Paultz	11-Kenon/Olberding
10-22	@ Portland	L	115-130	1-2	12,666	26-Gervin	13-Kenon
10-23	@ Seattle	W	112-94	2-2	10,422	28-Kenon	18-Kenon
10-25	@ Los Angeles	L	107-109	2-3	9,756	28-Gervin	9-Kenon/Dietrick
10-29	LOS ANGELES	W	129-118	3-3	9,643	36-Kenon	14-Kenon
10-31	@ Phoenix	W	145-143	4-3	10,030	36-Gervin	15-Kenon
NOVEMBER RECORD:		**8-7 (HOME: 5-3, ROAD: 3-4)**					
11-1	GOLDEN ST.	L	97-108	4-4	8,761	22-Gervin	12-Kenon
11-3	PHOENIX	L	89-110	4-5	8,294	17-Gervin	14-Paultz
11-5	@ Buffalo	W	111-101	5-5	7,009	29-Gervin	12-Paultz
11-8	@ New York	L	117-123	5-6	13,474	35-Gervin	14-Kenon
11-9	@ Boston	W	129-114	6-6	11,268	27-Kenon	8-Kenon
11-11	@ Detroit	W	107-104	7-6	8,560	33-Gervin	6-Olberding/Bristow
11-12	ATLANTA	W	116-99	8-6	8,790	25-Kenon	8-Paultz
11-15	KANSAS CITY	W	113-107	9-6	8,251	23-Kenon	9-Kenon
11-17	BUFFALO	W	111-108	10-6	8,633	30-Kenon	13-Kenon
11-18	@ Denver	L	94-105	10-7	15,847	22-Gervin	12-Olberding
11-20	@ Phoenix	L	112-134	10-8	9.677	23-Gervin	11-Gervin
11-23	NEW JERSEY	W	132-119	11-8	8,690	35-Gervin	12-Kenon
11-26	MILWAUKEE	W	129-107	12-8	9,078	26-Gervin	12-Kenon/Paultz
11-29	PHILADELPHIA	L	117-129	12-9	10,001	25-Gervin	11-Kenon/Paultz
11-30	@ Washington	L	105-116	12-10	7,092	20-Gervin	13-Kenon
DECEMBER RECORD:		**7-6 (HOME: 5-2, ROAD: 2-4)**					
12-1	NEW YORK	W	120-116	13-10	8,112	29-Gervin	13-Kenon
12-3	NEW ORLEANS	W	133-118	14-10	9,411	25-Gervin	12-Kenon
12-7	@ New Jersey	W	125-122	15-10	2,637	38-Gervin	13-Kenon
12-9	@ Philadelphia	L	116-120	15-11	17,126	25-Kenon	11-Kenon
12-10	@ Chicago	L	119-121	15-12	15,483	30-Kenon	9-Kenon
12-14	CHICAGO	W	116-108	16-12	8,447	24-Gervin	9-Olberding
12-16	@ Atlanta	L	99-115	16-13	4,097	24-Paultz	9-Paultz
12-20	DETROIT	L	117-118	16-14	8,107	32-Gervin	7-Paultz
12-21	@ Milwaukee	L	92-116	16-15	9,569	16-Gervin/Kenon	12-Kenon
12-23	HOUSTON	W	107-101	17-15	9,155	25-Gervin	9-Kenon
12-25	@ New Orleans	W	115-105	18-15	10,367	31-Gervin	10-Paultz
12-27	INDIANA	L	89-96	18-16	9,331	25-Gervin	10-Paultz/Gervin
12-30	CLEVELAND	W	122-101	19-16	9,189	29-Gervin	12-Paultz
JANUARY RECORD:		**11-2 (HOME: 6-1, ROAD: 5-1)**					
1-4	DENVER	L	114-119	19-17	9,606	36-Gervin	7-Kenon
1-6	@ New Jersey	W	110-105	20-17	4,126	25-Gervin	10-Paultz
1-7	@ Cleveland	W	109-107 (OT)	21-17	13,720	30-Kenon	13-Kenon
1-11	MILWAUKEE	W	130-106	22-17	8,967	24-Kenon	13-Kenon/Green
1-13	@ Atlanta	W	98-92	23-17	6,360	37-Gervin	21-Kenon
1-14	@ Houston	L	93-104	23-18	11,163	25-Gervin	12-Kenon
1-17	SEATTLE	W	119-113	24-18	8,677	36-Gervin	14-Paultz
1-18	@ Indiana	W	109-96	25-18	9,873	23-Gervin	13-Paultz
1-20	INDIANA	W	112-82	26-18	9,803	19-Bristow	7-Olberding/Green
1-22	PORTLAND	W	106-95	27-18	11,489	34-Gervin	11-Paultz
1-25	BOSTON	W	113-103	28-18	10,381	37-Gervin	17-Kenon
1-29	@ Kansas City	W	127-113	29-18	8,227	42-Gervin	9-Kenon/Paultz
1-31	WASHINGTON	W	129-109	30-18	9,000	33-Gervin	12-Kenon
FEBRUARY RECORD:		**7-5 (HOME: 5-1, ROAD: 2-4)**					
2-2	NEW YORK	W	123-113	31-18	7,999	42-Gervin	8-Paultz
2-3	@ Chicago	L	107-110	31-19	14,119	37-Gervin	9-Paultz
2-9	HOUSTON	W	104-94	32-19	7,999	29-Paultz	12-Kenon
2-10	@ Houston	W	125-114	33-19	11,119	35-Gervin	7-Paultz/Gervin
2-11	@ Golden State	W	131-122 (OT)	34-19	13,237	37-Gervin	14-Paultz
2-14	@ Los Angeles	L	114-128	34-20	13,254	29-Gervin	11-Kenon
2-17	@ Philadelphia	L	116-125	34-21	18,276	30-Gervin	12-Paultz
2-18	CHICAGO	W	124-103	35-21	9,000	37-Gervin	12-Paultz/Kenon
2-21	PORTLAND	L	114-118 (OT)	35-22	9,100	22-Paultz	10-Paultz
2-23	ATLANTA	W	118-105	36-22	9,000	23-Gervin	8-Paultz/Gervin/Green
2-25	CLEVELAND	W	112-108	37-22	9,100	36-Gervin	12-Kenon
2-28	@ New York	L	123-138	37-23	12,938	27-Paultz	13-Green
MARCH RECORD:		**12-5 (HOME: 6-2, ROAD: 6-3)**					
3-1	@ Washington	L	110-125	37-24	8,425	34-Gervin	11-Paultz
3-2	BUFFALO	W	128-107	38-24	8,297	27-Gervin	8-Kenon/Green
3-5	NEW ORLEANS	W	98-97	39-24	9,081	28-Kenon	11-Paultz
3-7	NEW JERSEY	W	129-98	40-24	9,011	27-Kenon	10-Dietrick/Kenon
3-8	SEATTLE	L	94-95	40-25	9,113	41-Gervin	13-Kenon
3-11	WASHINGTON	W	116-101	41-25	9,465	33-Gervin	15-Kenon
3-14	@ Buffalo	L	115-123	41-26	5,029	33-Gervin	10-Paultz
3-15	@ Detroit	W	135-106	42-26	6,206	28-Gervin	9-Gervin
3-17	@ Portland	W	118-99	43-26	12,666	26-Kenon	10-Kenon
3-19	@ Seattle	L	98-116	43-27	14,098	18-Paultz/Gervin	9-Paultz
3-21	LOS ANGELES	W	109-105	44-27	9,712	20-Paultz	13-Paultz
3-23	DENVER	W	123-106	45-27	9,334	29-Kenon	11-Paultz
3-25	@ Kansas City	W	132-130	46-27	6,954	40-Gervin	7-Kenon/Paultz
3-28	GOLDEN ST.	L	94-108	46-28	9,363	24-Kenon	13-Dietrick
3-29	@ Indiana	W	106-91	47-28	10,548	20-Paultz/Gervin	13-Gervin
3-30	@ Cleveland	W	99-95	48-28	14,976	28-Gervin	15-Paultz
3-31	@ Boston	W	120-117	49-28	13,584	32-Kenon	10-Kenon
APRIL RECORD:		**3-2 (HOME: 3-1, ROAD: 0-1)**					
4-2	PHILADELPHIA	W	111-107	50-28	9,505	20-Kenon/Gervin	14-Kenon
4-4	PHOENIX	W	125-119	51-28	9,112	29-Kenon	14-Kenon
4-6	KANSAS CITY	W	123-116	52-28	9,234	25-Kenon	10-Kenon/Green
4-7	KANSAS CITY	L	102-108	52-29	10,938	22-Gervin	9-Green
4-9	@ New Orleans	L	132-153	52-30	8,336	63-Gervin	8-Paultz



Mike Gale

RECORD

48-34 (29-12 home: 19-22 road)
First in Central Division

HONORS

George Gervin, NBA Scoring Title
George Gervin, All-NBA First Team
George Gervin, NBA All-Star
Larry Kenon, NBA All-Star

PLAYOFFS

Defeated Philadelphia,
Eastern Conference Semifinals, 4-3
Lost to Washington,
Eastern Conference Finals, 4-3

SPURS LEADERS

Scoring: George Gervin 29.6 ppg
Rebounding: Larry Kenon 9.8 rpg
Assists: Mike Gale 4.6 apg

Head Coach: Doug Moe
Assistant: Bob Bass

1978–79 SEASON NOTES

- Point guard James Silas returned to the starting lineup after missing the majority of the previous two seasons due to a knee injury.
- The Spurs started the season with a bang, beating Milwaukee 153-111 in their home opener on 10/14.
- The Spurs beat the Cavaliers 117-101 on the final game of the season to edge out Houston to claim their second consecutive Central Division Title.
- George Gervin led the NBA in scoring for the second straight season, becoming the first guard ever to capture the NBA Scoring Title in back-to-back seasons.
- After beating the Sixers in the Eastern Conference Semifinals, the Spurs and Bullets matched-up in a memorable seven-game series in the Conference Finals … the Spurs jumped out to a 3-1 series lead … but Washington then won three straight games to claim the series 4-3.

1978–79 SPURS FINAL STATISTICS (48-34)

							REBOUNDING									SCORING	
PLAYER	G	MIN	FGM-FGA	PCT.	FTM-FTA	PCT.	OFF	DEF	TOT	AVG.	AST	PF-DQ	STL	TO	BLK	PTS	AVG.
Gervin	80	2888	947-1749	.541	471-570	.826	142	258	400	5.0	219	275-5	137	286	91	2365	29.6
Kenon	81	2947	748-1484	.504	295-349	.845	260	530	790	9.8	335	192-1	154	300	19	1791	22.1
Silas	79	2171	466-922	.505	334-402	.831	35	148	183	2.3	273	215-1	76	199	20	1266	16.0
Paultz	79	2122	399-758	.526	114-194	.588	169	456	625	7.9	178	204-4	35	157	125	912	11.5
Olberding	80	1885	261-551	.474	233-290	.803	96	333	429	5.4	211	282-2	53	163	18	755	9.4
Gale	82	2121	284-612	.464	91-108	.843	40	146	186	2.3	374	192-1	152	153	40	659	8.0
Green	76	1641	235-477	.493	101-144	.701	131	223	354	4.7	116	230-3	37	89	122	571	7.5
Dietrick	76	1487	209-400	.523	79-99	.798	88	227	315	4.1	198	206-7	72	92	38	497	6.5
Bristow	74	1324	174-354	.492	124-149	.832	80	167	247	3.3	231	154-0	56	108	15	472	6.4
Sanders	22	263	50-127	.394	32-41	.780	13	46	59	2.7	35	44-1	14	32	3	132	6.0
Dampier	70	760	123-251	.490	29-39	.744	15	48	63	0.9	124	42-0	35	39	8	275	3.9
Mosley	26	221	31-75	.413	23-38	.605	27	37	64	2.5	19	35-0	8	20	10	85	3.3
SPURS	82		3927-7760	.506	1926-2423	.795	1096	2619	3715	45.3	2313	2071-25	829	1652	509	9780	119.3
OPPONENTS	82		3798-7970	.477	1759-2343	.751	1297	2531	3828	46.7	2232	2168-41	788	1700	405	9355	114.1

48-34 (FIRST IN CENTRAL DIVISION)

DATE	OPPONENT	W-L	SCORE	REC.	ATT.	HI-SCORER	HI-REBOUNDER
OCTOBER RECORD:		**5-4 (HOME: 3-1, ROAD: 2-3)**					
10-13	@ Denver	L	117-118	0-1	14,009	38-Kenon	9-Kenon/Green
10-14	MILWAUKEE	W	153-111	1-1	11,897	37-Gervin	11-Sanders
10-17	@ Phoenix	W	110-107	2-1	8,755	39-Kenon	11-Kenon
10-18	@ San Diego	W	127-125	3-1	5,614	46-Gervin	9-Kenon
10-20	@ Seattle	L	117-133	3-2	20,172	37-Gervin	13-Paultz
10-22	@ Los Angeles	L	121-134	3-3	12,970	28-Kenon	12-Paultz
10-24	BOSTON	W	132-109	4-3	12,034	28-Gervin	5-Gervin/Sanders
10-28	DETROIT	W	150-126	5-3	10,767	43-Gervin	13-Kenon
10-31	GOLDEN STATE	L	138-139 (OT)	5-4	11,568	34-Gervin	9-Paultz
NOVEMBER RECORD:		**5-7 (HOME: 3-3, ROAD: 2-4)**					
11-1	@ Philadelphia	L	115-116	5-5	11,613	34-Gervin	8-Kenon
11-3	@ Boston	W	110-103	6-5	10,177	31-Gervin	10-Kenon
11-4	@ Washington	L	119-124	6-6	12,619	27-Gervin	11-Paultz
11-8	SAN DIEGO	W	163-125	7-6	11,358	38-Gervin	11-Paultz/Kenon
11-10	@ New Orleans	L	102-113	7-7	9,239	34-Gervin	10-Paultz
11-11	WASHINGTON	W	143-124	8-7	12,363	37-Kenon	17-Kenon
11-15	PHOENIX	L	119-125	8-8	10,489	28-Kenon	8-Kenon/Gervin
11-18	@ Houston	L	120-126	8-9	12,420	33-Kenon	16-Kenon
11-21	INDIANA	L	103-108	8-10	9,178	27-Kenon	15-Kenon
11-23	@ Milwaukee	W	116-114	9-10	10,938	34-Kenon	9-Kenon
11-25	NEW JERSEY	W	151-110	10-10	9,618	28-Gervin	12-Paultz
11-29	PHILADELPHIA	L	114-120 (OT)	10-11	12,368	35-Gervin	13-Paultz
DECEMBER RECORD:		**12-4 (HOME: 6-1, ROAD: 6-3)**					
12-2	DENVER	L	93-104	10-12	10,056	24-Kenon	9-Kenon
12-6	LOS ANGELES	W	112-111	11-12	10,186	27-Gervin	11-Olberding
12-8	@ Golden State	W	123-105	12-12	12,254	36-Gervin	13-Paultz
12-10	@ Seattle	L	99-112	12-13	13,847	19-Gervin	14-Paultz
12-12	@ Denver	L	103-107	12-14	13,448	34-Gervin	9-Paultz
12-13	NEW YORK	W	139-109	13-14	10,166	36-Kenon	17-Kenon
12-15	@ Indiana	W	125-113	14-14	7,951	22-Kenon/Paultz	13-Paultz
12-16	GOLDEN STATE	W	104-96	15-14	9,291	35-Gervin	20-Kenon
12-19	@ Cleveland	W	113-106	16-14	6,246	28-Silas	10-Paultz
12-20	CHICAGO	W	131-102	17-14	9,511	29-Gervin	14-Kenon
12-22	@ Chicago	W	103-92	18-14	10,735	33-Gervin	18-Paultz
12-23	@ Detroit	W	130-126	19-14	10,287	34-Gervin	10-Kenon/Green
12-26	ATLANTA	W	124-111	20-14	13,761	37-Kenon	14-Kenon
12-27	@ Atlanta	L	107-115	20-15	8,192	26-Gervin	10-Kenon
12-28	MILWAUKEE	W	112-103	21-15	11,583	36-Gervin	12-Kenon/Green
12-30	@ Philadelphia	W	100-94	22-15	15,567	28-Gervin	14-Paultz
JANUARY RECORD:		**9-5 (HOME: 7-1, ROAD: 2-4)**					
1-3	NEW ORLEANS	W	123-97	23-15	11,474	35-Kenon	17-Kenon
1-5	@ New Jersey	W	110-104	24-15	5,041	34-Gervin	14-Kenon
1-6	@ New York	L	105-108	24-16	15,932	35-Kenon	12-Kenon
1-9	DETROIT	W	116-114	25-16	13,959	32-Gervin	9-Dietrick
1-11	SAN DIEGO	W	140-111	26-16	11,008	52-Gervin	9-Dietrick
1-13	CLEVELAND	W	117-103	27-16	13,597	29-Gervin	9-Olberding
1-17	DENVER	W	119-101	28-16	15,219	30-Gervin	12-Kenon
1-19	@ Kansas City	L	113-115	28-17	12,334	31-Gervin	11-Kenon
1-20	PORTLAND	L	113-118	28-18	11,632	32-Gervin	10-Gervin
1-24	KANSAS CITY	W	124-95	29-18	11,903	20-Gervin	11-Kenon
1-26	SEATTLE	W	125-108	30-18	13,659	34-Gervin	12-Paultz
1-27	@ Atlanta	L	113-120	30-19	12,127	29-Kenon	15-Kenon
1-28	@ Indiana	L	110-123	30-20	8,962	31-Gervin	10-Kenon
1-30	@ Chicago	W	112-108 (OT)	31-20	7,589	30-Gervin/Silas	12-Paultz
FEBRUARY RECORD:		**7-5 (HOME: 5-1, ROAD: 2-4)**					
2-1	WASHINGTON	L	122-123	31-21	12,516	37-Gervin	13-Kenon
2-2	@ Phoenix	L	108-133	31-22	12,660	26-Silas	8-Paultz/Green/Mosley
2-6	@ Los Angeles	L	111-119 (OT)	31-23	11,225	31-Gervin	12-Gervin
2-7	@ San Diego	W	126-113	32-23	8,498	28-Gervin	12-Kenon
2-9	@ Portland	L	106-125	32-24	12,666	34-Gervin	9-Kenon/Green
2-11	@ Golden State	W	125-107	33-24	13,237	24-Silas	7-Olberding
2-14	BOSTON	W	149-119	34-24	11,131	32-Gervin	6-Kenon/Paultz/Gervin
2-16	PORTLAND	W	121-120 (OT)	35-24	15,523	30-Kenon	9-Kenon
2-18	@ Detroit	L	104-124	35-25	7,396	32-Gervin	9-Kenon
2-20	SEATTLE	W	118-102	36-25	11,765	38-Gervin	15-Kenon
2-25	HOUSTON	W	127-107	37-25	14,685	32-Gervin	14-Kenon
2-28	NEW YORK	W	135-112	38-25	9,821	33-Gervin	12-Kenon
MARCH RECORD:		**6-8 (HOME: 3-5, ROAD: 3-3)**					
3-2	KANSAS CITY	W	129-125 (OT)	39-25	14,067	32-Kenon	11-Gervin
3-4	@ Washington	L	128-129	39-26	17,181	34-Gervin	8-Kenon/Paultz
3-6	@ New Jersey	W	103-99	40-26	3,993	27-Gervin	11-Kenon
3-10	@ New York	W	111-110	41-26	11,893	31-Silas	12-Kenon
3-14	LOS ANGELES	W	125-112	42-26	14,376	34-Gervin	9-Bristow
3-15	@ New Orleans	L	122-124	42-27	5,302	30-Silas	8-Kenon/Paultz/Green
3-16	PHOENIX	L	122-128	42-28	14,864	37-Gervin	15-Kenon
3-18	@ Milwaukee	L	127-147	42-29	10,938	23-Gervin	8-Paultz
3-20	PHILADELPHIA	L	120-124	42-30	12,541	26-Gervin	10-Olberding
3-21	@ Kansas City	W	123-116	43-30	11,313	24-Gervin	12-Kenon
3-23	ATLANTA	L	108-115	43-31	13,471	25-Kenon	11-Kenon
3-25	INDIANA	L	113-121	43-32	9,938	27-Gervin	9-Paultz
3-28	NEW ORLEANS	W	122-94	44-32	9,537	24-Kenon	14-Olberding
3-30	HOUSTON	L	116-117	44-33	15,764	46-Gervin	11-Paultz
APRIL RECORD:		**4-1 (HOME: 2-0, ROAD: 2-1)**					
4-1	@ Boston	W	112-110	45-33	11,714	34-Gervin	15-Paultz
4-3	@ Cleveland	W	116-112	46-33	7,608	46-Gervin	8-Paultz/Green
4-4	NEW JERSEY	W	110-103	47-33	10,508	30-Gervin	15-Paultz/Kenon
4-7	@ Houston	L	106-123	47-34	15,676	21-Silas	9-Olberding
4-8	CLEVELAND	W	117-101	48-34	10,055	36-Kenon	8-Paultz/Kenon



Paul Griffin

RECORD

41-41 (27-14 home: 14-27 road)
Tied for second in Central Division

HONORS

George Gervin, NBA Scoring Title
George Gervin, All-NBA First Team
George Gervin, NBA All-Star
George Gervin, All-Star Game MVP

PLAYOFFS

Lost to Houston, First Round, 2-1

SPURS LEADERS

Scoring: George Gervin 33.1 ppg
Rebounding: Larry Kenon 9.9 rpg
Assists: James Silas 4.5 apg

Head Coach: Doug Moe/Bob Bass
Assistant: George Karl

1979–80 SEASON NOTES

- Prior to the season, the Spurs purchased the contract of Kevin Restani from Milwaukee … the Spurs also obtained guard Johnny Moore from Seattle … but Moore – who appeared in 519 regular season games with the Silver and Black – was released during the preseason and didn't see his first action with the Spurs until the 1980–81 season.

- The Spurs spent the entire season battling to stay above the .500 mark … on 3/1 Bob Bass replaced Doug Moe as head coach.

- On 1/16 the Spurs sent Billy Paultz to Houston in exchange for John Shumate.

- Once again, George Gervin was the big gun for the Spurs … he was named the MVP of the 1980 NBA All-Star Game as he had 34 points and 10 rebounds in the contest … on 1/8 vs. Denver, Gervin exploded for 53 points, which is the most points ever scored in the HemisFair Arena, where the Spurs played from '73–74 through '92–93 … and, of course, the Iceman won his third straight NBA Scoring Title, averaging a career-best 33.1 points per game.

1979–80 SPURS FINAL STATISTICS (41-41)

					3-POINT					REBOUNDING										SCORING	
PLAYER	G	MIN	FGM-FGA	PCT.	FGM-FGA	PCT.	FTM-FTA	PCT.	OFF	DEF	TOT	AVG.	AST	PF-DQ	STL	TO	BLK	PTS	AVG.
Gervin	78	2934	1024-1940	.528	32-102	.314	505-593	.852	154	249	403	5.2	202	208-0	110	254	79	2585	33.1
Kenon	78	2798	647-1333	.485	1-9	.111	270-345	.783	258	517	775	9.9	231	192-0	111	232	18	1565	20.1
Silas	77	2293	513-999	.514	0-4	.000	339-382	.887	45	122	167	2.2	347	206-2	61	192	14	1365	17.7
Shumate	27	777	138-263	.525	0-1	.000	115-147	.782	65	149	214	7.9	52	71-1	23	50	31	391	14.5
Restani	82	1966	369-727	.508	5-29	.172	131-161	.814	142	244	386	4.7	189	186-0	54	129	12	874	10.7
Olberding	75	2111	291-609	.478	0-3	.000	210-264	.795	83	335	418	5.6	327	274-7	67	180	22	792	10.6
Paultz	47	1213	189-381	.496	0-1	.000	66-100	.660	95	226	321	6.8	118	127-3	47	58	45	444	9.4
Gale	67	1474	171-377	.454	2-13	.154	97-120	.808	34	118	152	2.3	312	134-2	123	115	13	441	6.6
Griffin	82	1812	173-313	.553	0-0	.000	174-240	.725	154	284	438	5.3	250	306-9	81	131	53	520	6.3
Evans	79	1246	208-464	.448	12-42	.286	58-85	.682	29	78	107	1.4	230	194-2	60	128	9	486	6.2
Peck	52	628	73-169	.432	0-2	.000	34-55	.618	66	117	183	3.5	33	100-2	17	48	23	180	3.5
Davis	4	30	6-12	.500	0-0	.000	1-2	.500	2	4	6	1.5	0	8-0	1	3	0	13	3.3
Kiffin	26	212	32-96	.333	0-0	.000	18-25	.720	12	28	40	1.5	19	43-0	10	30	2	82	3.2
Norris	17	189	18-43	.419	0-0	.000	4-6	.667	10	33	43	2.6	6	41-1	3	19	12	40	2.4
Bassett	5	72	4-12	.333	0-0	.000	2-3	.667	4	11	15	3.0	10	13-0	3	5	0	10	2.0
SPURS	**82**		**3856-7738**	**.498**	**52-206**	**.252**	**2024-2528**	**.801**	**1153**	**2515**	**3668**	**44.7**	**2326**	**2103-29**	**771**	**1589**	**333**	**9788**	**119.4**
OPPONENTS	**82**		**4000-7997**	**.500**	**88-288**	**.306**	**1731-2283**	**.758**	**1248**	**2472**	**3720**	**45.4**	**2537**	**2192-28**	**828**	**1513**	**457**	**9819**	**119.7**

41-41 (TIED FOR SECOND IN CENTRAL DIVISION)

DATE	OPPONENT	W-L	SCORE	REC.	ATT.	HI-SCORER	HI-REBOUNDER
OCTOBER RECORD:		**6-3 (HOME: 3-1, ROAD: 3-2)**					
10-13	DETROIT	L	110-112	0-1	11,657	23-Kenon	11-Restani
10-16	@ Atlanta	W	118-116	1-1	6,030	30-Gervin	11-Gervin
10-18	@ Cleveland	L	134-141	1-2	3,552	47-Gervin	13-Kenon
10-20	CLEVELAND	W	129-127	2-2	13,043	29-Silas/Kenon	19-Kenon
10-23	BOSTON	W	129-120	3-2	12,893	28-Kenon/Gervin	10-Kenon
10-26	@ Detroit	W	129-113	4-2	12,104	41-Gervin	13-Restani
10-27	INDIANA	W	128-121	5-2	11,132	27-Kenon	15-Kenon/Paultz
10-30	@ Phoenix	L	109-142	5-3	11,489	18-Gervin	8-Kenon/Griffin
10-31	@ San Diego	W	130-123	6-3	7,044	33-Gervin	8-Griffin
NOVEMBER RECORD:		**7-7 (HOME: 5-2, ROAD: 2-5)**					
11-2	@ Seattle	L	107-117	6-4	21,618	18-Evans	9-Olberding/Paultz
11-4	@ Portland	L	124-127 (OT)	6-5	12,666	32-Gervin	8-Kenon
11-6	NEW JERSEY	W	108-95	7-5	9,753	24-Gervin	12-Kenon
11-7	@ Boston	L	105-117	7-6	15,320	29-Gervin	8-Restani
11-9	@ Washington	L	116-125	7-7	14,223	37-Gervin	15-Kenon
11-10	@ New York	W	123-119	8-7	13,952	33-Gervin	17-Kenon
11-13	GOLDEN STATE	W	131-127 (OT)	9-7	9,945	47-Gervin	15-Paultz
11-15	NEW YORK	W	136-132	10-7	11,454	33-Gervin	12-Kenon
11-16	@ Philadelphia	W	106-105	11-7	16,535	33-Kenon	10-Olberding/Paultz
11-18	@ New Jersey	L	105-107	11-8	5,246	23-Gervin	20-Kenon
11-20	PHILADELPHIA	L	114-118	11-9	12,843	22-Gervin	13-Kenon
11-23	WASHINGTON	W	128-108	12-9	12,256	35-Silas	14-Kenon
11-27	ATLANTA	L	120-143	12-10	10,459	39-Gervin	12-Kenon
11-30	PORTLAND	W	107-100	13-10	9,752	26-Gervin	9-Olberding
DECEMBER RECORD:		**6-9 (HOME: 4-2, ROAD: 2-7)**					
12-1	@ Detroit	L	124-134	13-11	7,466	39-Kenon	10-Paultz
12-4	LOS ANGELES	L	121-127	13-12	12,731	36-Kenon	17-Kenon
12-5	@ Philadelphia	L	120-132	13-13	9,286	42-Gervin	14-Restani
12-7	@ Milwaukee	W	117-105	14-13	10,938	39-Gervin	11-Paultz
12-8	HOUSTON	W	138-129	15-13	10,213	37-Gervin	9-Gervin
12-11	@ Denver	L	121-127	15-14	14,443	41-Gervin	10-Kenon
12-13	@ Utah	L	114-144	15-15	7,122	34-Gervin	9-Griffin
12-15	@ Golden State	W	102-101	16-15	8,850	31-Gervin	10-Kenon
12-16	@ Los Angeles	L	119-121	16-16	12,389	43-Gervin	9-Kenon/Paultz
12-19	INDIANA	W	127-123	17-16	8,218	38-Gervin	12-Kenon
12-21	@ Boston	L	114-133	17-17	15,320	36-Gervin	8-Paultz/Gervin
12-22	DETROIT	W	141-112	18-17	8,879	26-Gervin	9-Griffin
12-26	@ Houston	L	110-143	18-18	11,138	30-Gervin	9-Griffin
12-27	PHILADELPHIA	L	114-118	18-19	14,831	46-Gervin	12-Olberding
12-29	KANSAS CITY	W	127-125 (OT)	19-19	9,102	37-Kenon	12-Gervin
JANUARY RECORD:		**10-6 (HOME: 8-2, ROAD: 2-4)**					
1-1	@ New York	L	120-128	19-20	11,191	34-Silas	12-Kenon
1-2	PHOENIX	W	118-109	20-20	8,276	42-Gervin	11-Griffin
1-4	@ Kansas City	L	105-115	20-21	9,442	36-Gervin	15-Olberding
1-5	BOSTON	W	119-111	21-21	15,812	24-Gervin	12-Kenon
1-8	DENVER	W	137-134	22-21	9,437	53-Gervin	12-Kenon
1-11	CLEVELAND	W	116-109	23-21	9,643	38-Gervin	12-Kenon
1-12	@ Atlanta	L	101-120	23-22	14,491	34-Gervin	11-Peck
1-13	ATLANTA	L	104-107	23-23	10,719	32-Gervin/Silas	17-Kenon
1-15	NEW JERSEY	W	123-119	24-23	8,285	37-Gervin	9-Griffin
1-17	@ Cleveland	L	112-116	24-24	6,690	42-Gervin	7-Kenon
1-19	WASHINGTON	W	130-117	25-24	11,309	42-Gervin	13-Restani
1-22	SAN DIEGO	W	129-109	26-24	10,049	30-Gervin	10-Shumate
1-23	@ Indiana	W	144-130	27-24	8,965	55-Gervin	11-Griffin/Shumate
1-25	SEATTLE	W	125-116	28-24	15,764	39-Gervin	14-Restani
1-27	ATLANTA	L	111-118	28-25	15,206	29-Shumate	14-Kenon
1-30	@ Houston	W	118-111	29-25	9,858	25-Gervin	14-Griffin
FEBRUARY RECORD:		**4-8 (HOME: 3-3, ROAD: 1-5)**					
2-5	NEW JERSEY	L	115-123	29-26	9,483	21-Shumate	12-Kenon
2-9	@ Indiana	L	127-131	29-27	12,537	30-Gervin	11-Kenon
2-10	UTAH	W	148-128	30-27	9,512	35-Gervin	13-Kenon
2-12	HOUSTON	L	118-120	30-28	10,829	41-Gervin	19-Kenon
2-14	NEW YORK	L	124-128	30-29	9,706	32-Gervin	9-Kenon
2-15	@ Chicago	W	131-124	31-29	8,076	28-Gervin	8-Gervin
2-17	MILWAUKEE	W	135-134	32-29	12,957	42-Gervin	11-Kenon
2-20	CHICAGO	W	125-117	33-29	12,498	24-Kenon	13-Kenon
2-22	@ Washington	L	117-123	33-30	14,249	29-Gervin	12-Kenon
2-24	@ New Jersey	L	123-129	33-31	7,768	41-Gervin	16-Kenon
2-27	@ Boston	L	125-130	33-32	15,320	35-Gervin	8-Olberding
2-28	@ New York	L	124-133	33-33	10,398	28-Gervin	11-Kenon
MARCH RECORD:		**8-8 (HOME: 4-4, ROAD: 4-4)**					
3-2	CLEVELAND	L	119-123	33-34	11,112	39-Gervin	10-Olberding/Shumate
3-4	BOSTON	L	108-137	33-35	12,206	26-Gervin	12-Kenon
3-7	NEW YORK	L	112-118	33-36	12,322	40-Gervin	9-Griffin
3-9	PHILADELPHIA	L	118-134	33-37	12,126	31-Gervin	13-Gervin
3-11	@ Washington	W	111-104	34-37	10,471	41-Gervin	13-Shumate
3-14	@ Detroit	W	113-102	35-37	7,581	29-Gervin	22-Shumate
3-15	@ Cleveland	L	98-100	35-38	7,986	22-Silas	12-Olberding
3-16	@ New Jersey	W	120-107	36-38	6,703	33-Silas	8-Shumate/Peck
3-18	WASHINGTON	W	100-94	37-38	12,385	33-Gervin	13-Kenon
3-19	@ Philadelphia	W	105-99	38-38	11,927	33-Gervin	16-Olberding
3-21	INDIANA	W	116-109	39-38	15,357	41-Gervin	9-Peck
3-23	@ Atlanta	L	95-103	39-39	11,557	36-Gervin	13-Olberding
3-25	HOUSTON	W	126-107	40-39	14,236	24-Gervin	9-Gervin
3-26	@ Houston	L	101-113	40-40	11,247	20-Gervin	5-Kenon
3-28	@ Indiana	L	122-127	40-41	9,902	37-Gervin	11-Kenon
3-30	DETROIT	W	144-124	41-41	10,267	51-Kenon	12-Olberding



Johnny Moore

RECORD

52-30 (34-7 home: 18-23 road)
First in Midwest Division

HONORS

George Johnson, NBA Blocked Shots Title
George Gervin, All-NBA First Team
George Gervin, NBA All-Star
George Johnson,
All-Defensive Second Team

PLAYOFFS

Lost to Houston,
Western Conference Semifinals, 4-3

SPURS LEADERS

Scoring: George Gervin 27.1 ppg
Rebounding: Dave Corzine 7.8 rpg
Assists: Johnny Moore 4.5 apg

Head Coach: Stan Albeck
Assistant: Morris McHone

1980–81 SEASON NOTES

- Prior to the season, the Spurs named Stan Albeck Head Coach.
- The Spurs, the Houston Rockets and the expansion Dallas Mavericks were all placed in the Midwest Division in the Western Conference.
- The Spurs were busy in the off-season … draft picks Reggie Johnson and Michael Wiley were instant contributors for the Spurs … after being waived the previous season, Johnny Moore was re-signed and led the team in assists in his first NBA season … and finally, to add experience and size, the Spurs signed free agent George Johnson and obtained Dave Corzine in a trade with Washington.
- "The Bruise Brothers" were officially born on 12/30 as the Spurs handed out free posters which featured George Johnson, Dave Corzine, Kevin Restani, Paul Griffin, Mark Olberding and Reggie Johnson.
- George Johnson became the first Spur to win an NBA Blocked Shots title, averaging 3.39 blocks per game … he put his name in the Spurs record-books on 2/24 vs. Golden State … in the Spurs 131-126 win Johnson set a pair of Spurs franchise records – the most blocks in a game, with 13, and the most blocks in a half, with 11 in the second.

1980–81 SPURS FINAL STATISTICS (52-30)

					3-POINT				REBOUNDING									SCORING	
PLAYER	G	MIN	FGM-FGA	PCT.	FGM-FGA	PCT.	FTM-FTA	PCT.	OFF	DEF	TOT	AVG.	AST	PF-DQ	STL	TO	BLK	PTS	AVG.
Gervin	82	2765	850-1729	.492	9-35	.257	512-620	.826	126	293	419	5.1	260	212-4	94	251	56	2221	27.1
Silas	75	2055	476-997	.477	0-2	.000	374-440	.850	44	187	231	3.1	285	129-0	51	159	12	1326	17.7
Olberding	82	2408	348-685	.508	1-7	.143	315-380	.829	146	325	471	5.7	277	307-6	75	202	31	1012	12.3
Corzine	82	1960	366-747	.490	0-3	.000	125-175	.714	228	408	636	7.8	117	212-0	42	131	99	857	10.5
R. Johnson	79	1716	340-682	.499	0-1	.000	128-193	.663	132	226	358	4.5	78	283-8	45	130	48	808	10.2
Brewer	46	904	180-385	.468	0-4	.000	65-80	.813	21	32	53	1.2	93	53-0	27	54	25	425	9.2
Shumate	22	519	56-128	.438	0-0	.000	53-73	.726	33	54	87	4.0	24	46-0	21	41	9	165	7.5
Moore	82	1578	249-520	.479	1-19	.053	105-172	.610	58	138	196	2.4	373	178-0	120	154	22	604	7.4
Restani	64	999	192-369	.520	3-8	.375	62-88	.705	71	103	174	2.7	81	103-0	16	68	14	449	7.0
Griffin	82	1930	166-325	.511	0-0	.000	170-253	.672	184	321	505	6.2	249	207-3	77	132	38	502	6.1
Wiley	33	271	76-138	.551	0-2	.000	36-48	.750	22	42	64	1.9	11	38-1	8	28	6	188	5.7
Gale	35	636	86-164	.524	1-3	.333	19-26	.731	7	45	52	1.5	99	56-0	55	39	2	192	5.5
G. Johnson	82	1935	164-347	.473	0-0	.000	80-109	.734	215	387	602	7.3	92	273-3	47	110	278	408	5.0
Gerard	11	129	22-60	.367	0-1	.000	8-11	.727	17	21	38	3.5	9	17-0	7	8	3	52	4.7
SPURS	**82**		**3571-7276**	**.491**	**15-85**	**.176**	**2052-2668**	**.769**	**1304**	**2582**	**3886**	**47.4**	**2048**	**2114-25**	**685**	**1507**	**643**	**9209**	**112.3**
OPPONENTS	**82**		**3581-7582**	**.472**	**45-168**	**.268**	**1766-2387**	**.740**	**1214**	**2177**	**3391**	**41.4**	**2206**	**2198-37**	**700**	**1422**	**481**	**8973**	**109.4**

52-30 (FIRST IN MIDWEST DIVISION)

DATE	OPPONENT	W-L	SCORE	REC.	ATT.	HI-SCORER	HI-REBOUNDER
OCTOBER RECORD:		**10-2 (HOME: 5-0, ROAD: 5-2)**					
10-10	@ Denver	W	113-112	1-0	10,027	19-Gervin	12-Corzine
10-11	@ Dallas	L	92-103	1-1	10,373	33-Gervin	12-Olberding
10-14	KANSAS CITY	W	109-103	2-1	9,876	39-Gervin	9-G. Johnson
10-16	@ Detroit	W	102-99	3-1	4,569	26-Gervin	7-Shumate
10-18	DALLAS	W	110-96	4-1	9,542	20-Gervin	10-Gervin
10-21	SAN DIEGO	W	123-120	5-1	7,821	31-Gervin	15-G. Johnson
10-23	GOLDEN STATE	W	128-109	6-1	11,531	25-Gervin	15-G. Johnson
10-25	@ San Diego	W	116-98	7-1	4,613	36-Gervin	13-Corzine
10-26	@ Los Angeles	W	108-102	8-1	11,906	25-Gervin	12-G. Johnson
10-28	PORTLAND	W	120-112	9-1	9,702	30-Gervin	10-G. Johnson
10-29	@ Utah	L	96-109	9-2	5,047	16-Olberding	15-G. Johnson
10-31	@ Seattle	W	112-96	10-2	12,368	26-Silas	6-Olberding/G.J./Corzine
NOVEMBER RECORD:		**7-6 (HOME: 4-3, ROAD: 3-3)**					
11-1	@ Golden State	L	108-123	10-3	10,015	42-Gervin	6-Olberding
11-5	PHOENIX	W	114-84	11-3	12,358	30-Silas	9-Olberding/Shumate
11-8	LOS ANGELES	W	112-109	12-3	16,114	30-Gervin	14-Corzine
11-11	INDIANA	L	113-119	12-4	11,282	38-Gervin	13-G. Johnson
11-12	@ Phoenix	L	127-130	12-5	12,660	31-Gervin	6-Shumate
11-13	@ San Diego	W	113-107	13-5	4,381	35-Gervin	7-R. Johnson
11-15	UTAH	W	120-104	14-5	13,612	23-Gervin	7-G. Johnson
11-18	@ Atlanta	L	93-97	14-6	9,654	35-Gervin	8-G.J./Gervin/Corzine
11-19	@ New Jersey	W	112-104 (OT)	15-6	6,974	38-Gervin	12-G. Johnson
11-22	PHILADELPHIA	L	101-108	15-7	15,362	34-Gervin	13-Olberding/G. Johnson
11-26	CHICAGO	W	125-122	16-7	9,561	27-Gervin	9-Gervin/Corzine
11-28	HOUSTON	L	115-124	16-8	12,636	28-Gervin	13-Olberding
11-29	@ Kansas City	W	106-104	17-8	8,380	29-Gervin	13-Corzine
DECEMBER RECORD:		**9-6 (HOME: 6-1, ROAD: 3-5)**					
12-2	PHOENIX	L	107-122	17-9	9,112	23-Gervin/Silas	9-Corzine
12-4	CLEVELAND	W	130-100	18-9	6,833	28-Gervin	16-Corzine
12-7	@ Portland	L	115-116	18-10	12,666	41-Gervin	10-G. Johnson
12-8	@ Seattle	L	99-104	18-11	12,633	23-Gervin	15-Corzine
12-9	@ Utah	W	115-90	19-11	5,808	31-Gervin	9-Griffin
12-11	KANSAS CITY	W	122-104	20-11	7,491	27-Silas	8-Gervin
12-13	DENVER	W	147-123	21-11	9,879	32-Gervin	10-Corzine
12-14	@ Milwaukee	L	98-115	21-12	11,052	19-Gervin	10-Griffin
12-16	@ Dallas	W	89-83	22-12	6,140	27-Gervin	15-G. Johnson
12-17	@ Houston	W	113-107	23-12	8,349	22-Moore	12-Corzine
12-19	GOLDEN STATE	W	126-111	24-12	9,442	33-Gervin	9-Gervin
12-21	@ Los Angeles	L	122-135	24-13	12,341	20-Gervin	7-G. Johnson/Corzine
12-25	@ Phoenix	L	111-131	24-14	12,660	32-Gervin	8-Gervin
12-27	UTAH	W	142-117	25-14	11,823	34-Gervin	10-G. Johnson/Corzine
12-30	SEATTLE	W	102-100	26-14	11,130	28-Gervin	12-G. Johnson
JANUARY RECORD:		**8-6 (HOME: 6-0, ROAD: 2-6)**					
1-2	LOS ANGELES	W	118-112	27-14	14,722	19-Silas	7-Corzine
1-3	@ Chicago	W	119-111	28-14	14,572	30-Gervin	9-Olberding
1-6	@ New York	W	113-108	29-14	13,381	33-Silas	8-Corzine
1-7	@ Philadelphia	L	102-135	29-15	10,999	25-Gervin	12-Corzine
1-9	PORTLAND	W	102-86	30-15	12,204	23-Silas	8-Griffin
1-11	WASHINGTON	W	137-106	31-15	8,032	33-Gervin	10-Griffin
1-14	NEW YORK	W	116-105	32-15	11,429	28-Gervin	13-Corzine
1-16	@ Boston	L	85-94	32-16	15,320	22-Moore	12-Corzine
1-17	@ Washington	L	93-103	32-17	10,614	28-Olberding	9-by 4 players
1-20	PHOENIX	W	119-112 (OT)	33-17	11,883	25-Silas	13-R. Johnson
1-21	@ Kansas City	L	108-115	33-18	7,627	25-Gervin	10-Corzine
1-24	@ Denver	L	115-129	33-19	10,729	24-Gervin	11-R. Johnson
1-25	@ Portland	L	100-118	33-20	12,666	26-Gervin	7-Olberding
1-29	NEW JERSEY	W	122-108	34-20	10,018	26-Gervin	10-Corzine
FEBRUARY RECORD:		**10-4 (HOME: 8-1, ROAD: 2-3)**					
2-3	DETROIT	W	102-99	35-20	8,616	25-Gervin	12-Griffin/Corzine
2-4	@ Denver	W	135-132	36-20	9,117	37-Gervin	11-Corzine
2-6	PORTLAND	W	122-96	37-20	11,342	32-Gervin	12-G. Johnson
2-8	DALLAS	W	102-98	38-20	8,918	27-Silas/Gervin	18-G. Johnson
2-11	@ Houston	L	89-108	38-21	8,295	19-Gervin	7-Gervin
2-12	ATLANTA	W	110-109	39-21	8,604	19-Silas/Olberding	9-G. Johnson
2-14	@ Dallas	W	107-99	40-21	9,826	28-Gervin	9-Gervin/Griffin
2-15	MILWAUKEE	W	110-108	41-21	11,236	33-Gervin	14-Corzine
2-17	BOSTON	L	116-128	41-22	13,847	49-Gervin	13-Corzine
2-19	@ Cleveland	L	104-118	41-23	5,574	32-Gervin	7-G. Johnson/Silas
2-20	@ Indiana	L	106-109	41-24	10,419	30-Gervin	11-Griffin
2-22	DENVER	W	133-129 (OT)	42-24	8,668	26-R. Johnson	14-Griffin
2-24	GOLDEN STATE	W	131-126	43-24	9,163	26-Gervin	9-G. Johnson
2-26	SEATTLE	W	123-113	44-24	10,865	35-Gervin	10-Corzine
MARCH RECORD:		**8-6 (HOME: 5-2, ROAD: 3-4)**					
3-1	HOUSTON	W	102-86	45-24	11,245	26-Gervin	10-Griffin/Corzine
3-4	KANSAS CITY	L	97-111	45-25	9,280	16-Moore	11-G. Johnson
3-6	@ Seattle	L	94-102	45-26	23,579	25-Olberding	12-Olberding
3-8	DALLAS	W	113-108	46-26	8,251	19-Silas	9-Corzine
3-10	@ Los Angeles	L	104-118	46-27	16,703	28-Gervin	9-G. Johnson/Gervin
3-14	@ San Diego	L	118-126	46-28	6,509	39-Gervin	10-Gervin
3-15	@ Golden State	W	114-112 (OT)	47-28	10,520	39-Gervin	13-Griffin
3-17	UTAH	W	94-86	48-28	11,234	23-Gervin	12-G. Johnson
3-20	@ Kansas City	W	114-110 (OT)	49-28	8,740	21-Silas	11-G. Johnson/Corzine
3-22	SAN DIEGO	W	107-99	50-28	10,156	29-Gervin	10-G. Johnson
3-24	DENVER	L	123-125	50-29	14,190	30-Gervin	12-Griffin
3-25	@ Houston	L	111-117	50-30	13,931	34-Silas	9-Johnson
3-26	@ Utah	W	98-97	51-30	6,319	21-Gervin	17-Corzine
3-29	HOUSTON	W	135-109	52-30	11,543	30-Gervin	10-Griffin



Dave Corzine

RECORD

48-34 (29-12 home: 19-22 road)
First in Midwest Division

HONORS

George Gervin, NBA Scoring Title
Johnny Moore, NBA Assists Title
George Gervin, All-NBA First Team
George Gervin, NBA All-Star
George Johnson, NBA Blocked Shots Title

PLAYOFFS

Defeated Seattle,
Western Conference Semifinals, 4-1
Lost to Los Angeles,
Western Conference Finals, 4-0

SPURS LEADERS

Scoring: George Gervin 32.3 ppg
Rebounding: Mike Mitchell 7.9 rpg
Assists: Johnny Moore 9.6 apg

Head Coach: Stan Albeck
Assistant: Morris McHone

1981–82 SEASON NOTES

- The end of an era came in June as the Spurs sent James Silas – the last original Spur and team captain – to Cleveland … Silas spent nine years in San Antonio and is one of just six players in franchise history to have had their jersey retired.
- The Spurs started the season with a 9-1 mark and held the top spot in the Midwest Division the entire season.
- On 12/24 the Spurs obtained Mike Mitchell and Roger Phegley from Cleveland in exchange for Ron Brewer and Reggie Johnson.
- In a record-setting game on 3/6 the Spurs posted a 171-166 triple-overtime win over Milwaukee in the HemisFair Arena … the 171 points by the Spurs is a club record for the most points scored in a game and the 337 points scored by both teams is the second highest combined point total in NBA history.
- Three different Spurs won individual statistical titles in the league … George Gervin captured his fourth NBA scoring title, averaging 32.3 ppg … George Johnson won his second consecutive blocked shots title, averaging 3.12 bpg … and second-year guard Johnny Moore led the NBA in assists, averaging 9.6 assists per contest.

1981–82 SPURS FINAL STATISTICS (48-34)

			3-POINT						REBOUNDING									SCORING	
PLAYER	G	MIN	FGM-FGA	PCT.	FGM-FGA	PCT.	FTM-FTA	PCT.	OFF	DEF	TOT	AVG.	AST	PF-DQ	STL	TO	BLK	PTS	AVG.
Gervin	79	2817	993-1987	.500	10-36	.278	555-642	.864	138	254	392	5.0	187	215-2	77	210	45	2551	32.3
Mitchell	57	2090	524-973	.539	0-1	.000	148-202	.733	173	276	449	7.9	43	200-4	33	98	28	1196	21.0
Brewer	25	595	182-361	.504	3-10	.300	77-88	.875	13	37	50	2.0	67	37-0	23	34	7	444	17.8
Olberding	68	2098	333-705	.472	2-12	.167	273-338	.808	118	321	439	6.5	202	253-5	57	139	29	941	13.8
R. Johnson	21	504	94-194	.485	0-0	.000	32-40	.800	43	94	137	6.5	20	67-0	7	26	16	220	10.5
Corzine	82	2189	336-648	.519	1-4	.250	159-213	.746	211	418	629	7.7	130	235-3	33	139	126	832	10.1
Banks	80	1700	311-652	.477	0-8	.000	145-212	.684	157	254	411	5.1	147	199-2	55	106	17	767	9.6
Moore	79	2294	309-667	.463	1-21	.048	122-182	.670	62	213	275	3.5	762	254-6	163	175	12	741	9.4
Bratz	81	1616	230-565	.407	46-138	.333	119-152	.783	40	126	166	2.0	438	183-0	65	139	11	625	7.7
Phegley	54	617	129-293	.440	1-18	.056	49-64	.766	33	50	83	1.5	61	91-0	20	33	6	308	5.7
Rains	49	637	77-177	.435	0-2	.000	38-64	.594	37	43	80	1.6	40	74-0	18	25	2	192	3.9
Griffin	23	459	32-66	.485	0-0	.000	24-37	.649	29	66	95	4.1	54	67-0	20	40	8	88	3.8
Yonakor	10	70	14-26	.538	0-0	.000	5-7	.714	13	14	27	2.7	3	7-0	1	2	2	33	3.3
Lambert	21	271	26-58	.448	0-1	.000	13-14	.929	19	32	51	2.4	13	43-0	6	10	6	65	3.1
G. Johnson	75	1578	91-195	.467	0-0	.000	43-64	.672	152	302	454	6.1	79	259-6	20	92	234	225	3.0
Hayes	9	75	8-18	.444	0-0	.000	7-12	.583	7	10	17	1.9	4	17-0	1	2	2	23	2.6
Restani	13	145	9-28	.321	0-1	,000	3-4	.750	8	27	35	2.7	7	16-0	1	6	4	21	1.6
SPURS	**82**		**3698-7613**	**.486**	**64-252**	**.254**	**1812-2335**	**.776**	**1253**	**2537**	**3790**	**46.2**	**2257**	**2217-28**	**600**	**1276**	**555**	**9272**	**113.1**
OPPONENTS	**82**		**3566-7385**	**.483**	**58-199**	**.291**	**1893-2497**	**.758**	**1151**	**2434**	**3585**	**43.7**	**2036**	**2179-30**	**611**	**1352**	**429**	**9083**	**110.8**

48-34 (FIRST IN MIDWEST DIVISION)

DATE	OPPONENT	W-L	SCORE	REC.	ATT.	HI-SCORER	HI-REBOUNDER
OCTOBER RECORD:		**2-0 (HOME: 1-0, ROAD: 1-0)**					
10-30	@ Kansas City	W	113-102	1-0	11,010	35-Gervin	9-G. Johnson/Moore
10-31	DENVER	W	145-120	2-0	9,487	27-Gervin	14-Corzine
NOVEMBER RECORD:		**8-5 (HOME: 5-1, ROAD: 3-4)**					
11-3	@ Phoenix	L	88-111	2-1	10,888	35-Gervin	9-G. Johnson/Corzine
11-4	CLEVELAND	W	128-102	3-1	11,276	39-Brewer	10-R. Johnson/Griffin
11-7	NEW YORK	W	103-96	4-1	10,428	40-Brewer	12-Olberding
11-10	LOS ANGELES	W	128-102	5-1	11,365	44-Brewer	12-Corzine
11-13	@ Seattle	W	119-112	6-1	15,433	47-Gervin	10-Corzine
11-15	@ Portland	W	110-105	7-1	12,666	23-Gervin	14-G. Johnson
11-17	@ Dallas	W	112-105	8-1	7,858	38-Gervin	10-Banks/Corzine
11-18	SEATTLE	W	111-93	9-1	12,258	33-Gervin	10-G. Johnson
11-20	@ Los Angeles	L	116-136	9-2	17,505	30-Gervin	11-R. Johnson
11-21	@ Golden State	L	122-129	9-3	12,801	30-Gervin/Olberding	12-Corzine
11-25	LOS ANGELES	L	96-117	9-4	13,653	24-Gervin	7-G. Johnson
11-27	NEW JERSEY	W	114-86	10-4	10,249	29-Gervin	9-Gervin
11-29	@ Milwaukee	L	89-105	10-5	10,602	33-Gervin	15-G. Johnson
DECEMBER RECORD:		**9-4 (HOME: 5-2, ROAD: 4-2)**					
12-1	@ Washington	W	110-99	11-5	5,583	42-Gervin	13-R. Johnson
12-2	@ Philadelphia	W	108-101	12-5	15,015	31-Gervin	13-Corzine
12-4	PORTLAND	W	127-111	13-5	10,472	45-Gervin	10-Corzine
12-9	SEATTLE	W	110-99	14-5	8,334	25-Gervin	8-Gervin
12-11	@ Dallas	W	101-99	15-5	7,768	25-Brewer	6-G.J./Moore/Griffin
12-12	UTAH	W	111-97	16-5	9,842	40-Gervin	9-R. Johnson/G. Johnson
12-15	@ Utah	L	103-108	16-6	6,458	26-Gervin	12-R. Johnson/Corzine
12-18	PHOENIX	L	104-108	16-7	10,805	23-Gervin	15-Corzine
12-19	@ Denver	L	125-138	16-8	7,391	35-Gervin	9-Restani
12-23	@ San Diego	W	114-109	17-8	4,072	31-Gervin	11-Banks
12-26	ATLANTA	L	97-105	17-9	12,257	25-Gervin	15-Olberding
12-29	SAN DIEGO	W	119-107	18-9	9,843	46-Gervin	8-Olberding/Gervin
12-30	HOUSTON	W	109-104	19-9	11,246	42-Gervin	13-Gervin
JANUARY RECORD:		**9-5 (HOME: 7-1, ROAD: 2-4)**					
1-2	DENVER	W	148-133	20-9	9,263	38-Gervin	14-Corzine
1-5	@ Portland	L	110-115	20-10	12,666	47-Gervin	11-Johnson
1-6	@ Utah	L	115-130	20-11	4,836	30-Mitchell	10-Mitchell
1-7	@ Golden State	W	123-112	21-11	8,055	45-Gervin	11-Corzine
1-9	KANSAS CITY	W	113-100	22-11	10,656	26-Gervin/Mitchell	9-Corzine
1-12	DALLAS	W	127-109	23-11	6,823	23-Mitchell/Banks	8-Johnson
1-15	HOUSTON	W	128-90	24-11	11,936	32-Gervin	10-Corzine
1-16	@ Houston	L	99-116	24-12	15,157	26-Gervin	13-Banks/Corzine
1-19	@ Phoenix	L	96-108	24-13	11,251	27-Gervin	10-Mitchell
1-21	UTAH	W	123-104	25-13	7,279	29-Gervin	17-Olberding
1-22	@ Atlanta	W	115-107	26-13	8,573	29-Gervin	13-Corzine
1-23	INDIANA	L	98-107	26-14	10,236	27-Gervin/Moore	6-Olberding
1-26	PHILADELPHIA	W	103-95	27-14	14,165	36-Gervin	11-Corzine
1-28	KANSAS CITY	W	126-115	28-14	7,339	37-Gervin	11-Johnson/Corzine
FEBRUARY RECORD:		**8-6 (HOME: 5-2, ROAD: 3-4)**					
2-2	DALLAS	W	103-98	29-14	7,017	32-Gervin	10-Johnson
2-4	PHOENIX	W	118-112	30-14	10,838	39-Gervin	9-Johnson
2-5	@ Kansas City	L	102-109	30-15	7,505	25-Gervin	9-Johnson/Corzine
2-7	@ Golden State	L	111-116	30-16	10,777	38-Gervin	8-Mitchell/Olberding
2-9	WASHINGTON	L	110-112	30-17	10,146	42-Gervin	10-Corzine
2-12	@ Los Angeles	W	100-94	31-17	17,505	27-Gervin	13-Mitchell
2-14	SEATTLE	W	114-94	32-17	11,108	25-Olberding	16-Mitchell
2-17	DETROIT	W	126-112	33-17	8,736	49-Gervin	9-Corzine
2-19	@ Denver	W	126-121	34-17	11,918	38-Gervin	8-Corzine
2-20	SAN DIEGO	L	101-118	34-18	9,940	39-Gervin	8-Mitchell/Corzine
2-23	GOLDEN STATE	W	143-123	35-18	9,648	35-Gervin	7-Olber/Corzine/Banks
2-25	@ Detroit	W	119-116	36-18	11,368	40-Gervin	12-Olberding
2-26	@ Indiana	L	100-108	36-19	8,372	24-Gervin	9-Mitchell
2-28	@ Chicago	L	104-118	36-20	7,258	25-Gervin	10-Mitchell
MARCH RECORD:		**8-8 (HOME: 4-4, ROAD: 4-4)**					
3-2	@ Houston	W	119-117	37-20	15,676	38-Gervin	11-Mitchell
3-4	BOSTON	L	101-110	37-21	14,858	48-Gervin	6-Lambert/Corz./Moore
3-6	MILWAUKEE	W	171-166 (3OT)	38-21	11,764	50-Gervin	11-Mitchell
3-8	DALLAS	L	113-121	38-22	8,284	38-Gervin	11-Corzine
3-9	@ San Diego	L	127-138	38-23	5,016	40-Gervin	10-Mitchell
3-12	PORTLAND	L	108-112	38-24	10,696	26-Mitchell	11-Mitchell/Banks
3-14	CHICAGO	W	119-117	39-24	9,237	37-Gervin	11-Mitchell
3-16	@ New York	W	114-91	40-24	10,545	33-Gervin/Mitchell	18-Corzine
3-17	@ New Jersey	L	90-93	40-25	13,526	24-Gervin	9-Banks
3-19	@ Boston	L	110-134	40-26	15,320	31-Gervin	10-Johnson
3-20	@ Cleveland	W	115-102	41-26	8,125	41-Gervin	13-Johnson
3-23	SAN DIEGO	W	106-98	42-26	8,980	27-Gervin	8-Banks
3-24	@ Denver	L	115-129	42-27	14,425	25-Gervin	12-Mitchell
3-26	LOS ANGELES	W	110-105	43-27	14,815	41-Mitchell	12-Mitchell
3-27	@ Utah	W	114-110	44-27	7,272	47-Gervin	10-Gervin
3-30	GOLDEN STATE	L	107-113	44-28	11,298	34-Gervin	11-Mitchell
APRIL RECORD:		**4-6 (HOME: 2-2, ROAD: 2-4)**					
4-1	@ Portland	L	105-109	44-29	12,666	31-Mitchell	10-Johnson
4-2	@ Seattle	L	86-111	44-30	31,715	33-Gervin	11-Banks
4-4	HOUSTON	L	93-95	44-31	14,193	20-Gerv/Mitch/Olberding	11-Gervin
4-7	KANSAS CITY	W	118-113	45-31	8,759	40-Mitchell	10-Mitchell
4-10	@ Houston	L	100-105	45-32	15,676	38-Gervin	9-Olberding
4-11	@ Kansas City	W	126-121	46-32	4,929	34-Gervin	14-Corzine
4-13	DENVER	W	144-137	47-32	14,973	39-Gervin	18-Gervin
4-14	@ Phoenix	L	92-104	47-33	11,115	15-Mitchell/Gervin	10-Mitchell
4-16	@ Dallas	W	118-106	48-33	13,092	35-Gervin	6-Johnson/Moore
4-18	UTAH	L	128-120	48-34	9,741	16-Olberding/Gervin	12-Olberding



Gene Banks

RECORD

53-29 (31-10 home: 22-19 road)
First in Midwest Division

HONORS

George Gervin, All-NBA First Team
George Gervin, NBA All-Star
Artis Gilmore, NBA All-Star
Artis Gilmore, NBA FG Percentage Title
Mike Dunleavy,
NBA 3PT-FG Percentage Title

PLAYOFFS

Defeated Denver,
Western Conference Semifinals, 4-1
Lost to Los Angeles,
Western Conference Finals, 4-2

SPURS LEADERS

Scoring: George Gervin 26.2 ppg
Rebounding: Artis Gilmore 12.0 rpg
Assists: Johnny Moore 9.8 apg

Head Coach: Stan Albeck
Assistant: Morris McHone

1982–83 SEASON NOTES

- The Spurs made a big off-season deal sending Mark Olberding and Dave Corzine to Chicago in exchange for Artis Gilmore … in his first season with the Spurs, Gilmore averaged 18.0 points and 12.0 rebounds per game … he was named to the 1983 All-Star Team and led the NBA in FG percentage with a .626 (556-888) mark.
- George Gervin scored his 20,000th professional point on 11/13 vs. Seattle.
- The Spurs claimed their third straight Midwest Division Title and made their second straight trip to the Western Conference Finals.
- The Spurs announced their All-Decade Team on 4/15 … the team was made-up of George Gervin, James Silas, Mike Mitchell, Mark Olberding and Artis Gilmore.
- On 4/26 the Spurs defeated Denver 152-133 in the Western Conference Semifinals … the 285 combined points scored that night is the second highest two-team total in NBA Playoff history … the 152 points scored by the Spurs is a club-record for the most points scored in a postseason contest.

1982–83 SPURS FINAL STATISTICS (53-29)

					3-POINT				REBOUNDING									SCORING	
PLAYER	G	MIN	FGM-FGA	PCT.	FGM-FGA	PCT.	FTM-FTA	PCT.	OFF	DEF	TOT	AVG.	AST	PF-DQ	STL	TO	BLK	PTS	AVG.
Gervin	78	2830	757-1553	.487	12-33	.375	517-606	.853	111	246	357	4.6	264	243-5	88	247	67	2043	26.2
Mitchell	80	2803	686-1342	.511	0-3	.000	219-289	.758	188	349	537	6.7	98	248-6	57	126	52	1591	19.9
Gilmore	82	2797	556-888	.626	0-6	.000	367-496	.740	299	685	984	12.0	126	273-4	40	254	192	1479	18.0
Banks	81	2722	505-919	.550	0-5	.000	196-278	.705	222	390	612	7.6	279	229-3	78	171	21	1206	14.9
Moore	77	2552	394-841	.468	5-22	.227	148-199	.744	65	212	277	3.6	753	247-2	194	226	32	941	12.2
Jones	28	622	92-185	.497	0-3	.000	84-114	.737	56	121	177	6.3	20	107-5	14	43	31	268	9.6
Dunleavy	79	1619	213-510	.418	67-194	.345	120-154	.779	18	116	134	1.7	437	210-1	74	160	4	613	7.8
Sanders	26	393	76-157	.484	0-2	.000	31-43	.721	31	63	94	3.6	19	57-0	18	28	6	183	7.0
Willoughby	52	1062	136-295	.461	6-13	.462	41-53	.774	61	129	190	3.6	56	123-0	24	56	16	319	6.1
Phegley	62	599	120-267	.449	3-14	.214	43-56	.768	39	45	84	1.4	60	92-0	30	49	8	286	4.6
Paultz	7	125	12-27	.444	0-0	.000	1-2	.500	10	23	33	5.5	4	14-0	5	6	6	25	3.6
Griffin	53	956	60-116	.517	0-0	.000	53-76	.697	77	139	216	4.1	86	153-0	33	68	25	173	3.3
Robinson	35	147	35-97	.361	1-11	.091	30-45	.667	6	11	17	0.5	21	18-0	4	13	2	101	2.9
Rains	34	292	33-83	.398	0-1	.000	29-43	.674	25	19	44	1.3	22	35-0	10	25	1	95	2.8
Crompton	14	148	14-34	.412	0-0	.000	3-5	.600	18	30	48	3.4	7	25-0	3	5	5	31	2.2
Smith	7	25	5-11	.455	0-1	.000	2-2	1.000	0	3	3	0.4	2	6-0	1	3	0	12	1.7
Johnstone	7	54	2-10	.200	0-0	.000	3-5	.600	4	12	16	2.2	1	9-0	1	4	1	7	1.0
Dietrick	8	34	1-5	.200	0-0	.000	0-2	.000	2	6	8	1.0	6	6-0	1	1	0	2	0.3
SPURS	**82**		**3697-7340**	**.504**	**94-308**	**.305**	**1887-2468**	**.765**	**1232**	**2599**	**3831**	**46.7**	**22612095-26**		**675**	**1504**	**469**	**9375**	**114.3**
OPPONENTS	**82**		**3654-7531**	**.485**	**51-201**	**.254**	**1716-2239**	**.766**	**1160**	**2263**	**3423**	**41.6**	**23292199-37**		**654**	**1430**	**457**	**9075**	**110.7**

53-29 (FIRST IN MIDWEST DIVISION)

DATE	OPPONENT	W-L	SCORE	REC.	ATT.	HI-SCORER	HI-REBOUNDER
OCTOBER RECORD:		**2-0 (HOME: 1-0, ROAD: 1-0)**					
10-29	@ Utah	W	120-114	1-0	8,436	28-Gervin/Mitchell	16-Gilmore
10-30	PORTLAND	W	112-107	2-0	12,150	31-Gervin	9-Gilmore
NOVEMBER RECORD:		**10-6 (HOME: 6-2, ROAD: 4-4)**					
11-3	@ Seattle	L	107-109	2-1	9,808	26-Gervin	11-Gilmore
11-4	@ Portland	W	108-107 (OT)	3-1	12,666	27-Mitchell	9-Mitchell
11-5	@ Golden State	W	105-104	4-1	10,590	23-Gilmore	16-Gilmore
11-7	PHOENIX	W	101-100	5-1	9,448	47-Gervin	20-Gilmore
11-9	UTAH	W	118-104	6-1	10,780	25-Mitchell	15-Gilmore
11-11	@ San Diego	L	105-109	6-2	4,157	42-Gervin	10-Banks
11-13	SEATTLE	L	98-107	6-3	14,814	24-Gervin	15-Gilmore
11-16	KANSAS CITY	L	102-105	6-4	8,943	27-Gervin	14-Gilmore
11-17	@ Washington	W	114-112	7-4	6,889	40-Gervin	11-Gilmore
11-19	@ Boston	L	111-119	7-5	15,320	31-Gervin	8-Mitchell
11-20	GOLDEN STATE	W	134-112	8-5	8,369	33-Gervin	10-Banks
11-23	DENVER	W	136-126	9-5	6,518	28-Banks	13-Banks
11-24	@ Denver	L	123-129	9-6	13,011	34-Gervin	14-Banks
11-26	CHICAGO	W	122-120	10-6	9,106	44-Gervin	15-Banks
11-27	@ Dallas	W	107-106	11-6	15,517	45-Gervin	11-Mitchell/Gilmore
11-30	LOS ANGELES	W	117-114	*11-6	12,115	25-Mitchell	16-Gilmore
DECEMBER RECORD:		**9-6 (HOME: 4-3, ROAD: 5-3)**					
12-1	@ Detroit	L	97-115	11-7	9,284	38-Gervin	13-Gilmore
12-3	HOUSTON	W	88-78	12-7	7,691	28-Mitchell	13-Mitchell
12-4	@ Houston	L	93-94	12-8	7,153	27-Gervin	16-Gilmore
12-7	DALLAS	W	106-92	13-8	7,940	26-Gervin	13-Gilmore
12-8	@ Kansas City	W	102-101 (OT)	14-8	6,211	25-Gervin	18-Gilmore
12-10	@ New Jersey	W	114-102	15-8	11,686	26-Gervin	13-Banks
12-11	KANSAS CITY	L	110-122	15-9	9,044	24-Mitchell	11-Banks
12-14	@ Houston	W	102-93	16-9	6,871	29-Gervin	8-Gervin
12-16	@ Denver	W	120-108	17-9	10,815	29-Moore	11-Banks
12-17	UTAH	W	110-103	18-9	7,031	26-Mitchell	19-Gilmore
12-19	@ Milwaukee	L	98-113	18-10	10,032	22-Mitchell/Gilmore	7-Mitchell/Gilmore
12-21	PHOENIX	L	113-114	18-11	8,475	23-Mitchell	17-Banks
12-26	PHILADELPHIA	L	122-124	18-12	14,599	27-Gilmore	19-Gilmore
12-29	SAN DIEGO	W	124-115	19-12	10,247	24-Gilmore	13-Gilmore
12-30	@ Chicago	W	105-102	20-12	7,280	22-Moore	10-Mitchell/Gilmore
JANUARY RECORD:		**9-6 (HOME: 5-2, ROAD: 4-4)**					
1-2	@ Cleveland	W	103-95	21-12	3,010	33-Mitchell	10-Phegley
1-4	@ Atlanta	W	104-95	22-12	5,139	23-Gilmore	13-Gilmore
1-5	@ Dallas	L	131-136	22-13	10,008	26-Gilmore	6-Mitchell/Gilmore
1-7	BOSTON	L	113-116	22-14	14,329	25-Gilmore	14-Gilmore
1-11	DALLAS	W	109-101	23-14	8,224	26-Banks	21-Gilmore
1-12	@ Kansas City	L	113-118	23-15	8,719	29-Gervin	11-Banks/Gilmore
1-14	HOUSTON	W	96-92	24-15	8,809	23-Gervin	14-Gilmore
1-15	WASHINGTON	W	117-96	25-15	9,817	31-Gervin	17-Gilmore
1-18	DENVER	W	143-124	26-15	8,424	30-Banks	14-Gilmore
1-19	@ Phoenix	L	113-118	26-16	11,004	29-Gervin	8-Gervin
1-21	@ Los Angeles	L	110-119	26-17	17,505	36-Gervin	14-Gilmore
1-23	PORTLAND	L	107-108	26-18	8,112	24-Gilmore/Dunleavy	11-Mitchell/Gilmore
1-25	@ Utah	W	116-106	27-18	8,688	40-Gilmore	18-Gilmore
1-27	@ Indiana	W	143-138	28-18	3,625	39-Gilmore	16-Gilmore
1-29	NEW JERSEY	W	120-109	29-18	11,945	32-Banks	15-Gilmore
FEBRUARY RECORD:		**6-5 (HOME: 4-2, ROAD: 2-3)**					
2-2	NEW YORK	L	98-109	29-19	8,313	33-Gervin	16-Gilmore
2-4	@ Seattle	L	103-115	29-20	13,082	24-Gervin	9-Banks
2-5	@ Golden State	L	102-106	29-21	8,766	32-Mitchell	8-Gilmore
2-8	DETROIT	W	147-143 (OT)	30-21	7,518	41-Gervin	15-Gilmore
2-10	GOLDEN STATE	W	128-109	31-21	8,384	38-Gervin	12-Gilmore
2-15	@ Los Angeles	W	124-103	32-21	15,111	40-Gervin	9-Banks
2-16	@ Utah	L	101-112	32-22	8,085	26-Mitchell	21-Gilmore
2-20	ATLANTA	W	103-100	33-22	9,408	26-Mitchell	17-Gilmore
2-23	PORTLAND	W	124-114	34-22	8,450	32-Mitchell	13-Gilmore
2-25	@ Kansas City	W	131-125	35-22	9,079	42-Gervin	13-Jones
2-26	MILWAUKEE	L	104-107	35-23	12,439	22-Gervin	17-Gilmore
MARCH RECORD:		**10-4 (HOME: 7-0, ROAD: 3-4)**					
3-1	SEATTLE	W	119-104	36-23	7,988	33-Mitchell	18-Gilmore
3-2	@ Phoenix	L	106-110	36-24	10,666	31-Gervin	11-Gilmore
3-4	@ San Diego	W	107-99	37-24	4,585	24-Gervin	12-Banks
3-5	CLEVELAND	W	117-98	38-24	7,252	23-Gilmore	10-Jones
3-8	@ Denver	L	118-129	38-25	15,033	21-Mitchell	7-Banks/Gervin/Jones
3-9	PHOENIX	W	108-105	39-25	8,201	22-Gervin	11-Banks
3-12	GOLDEN STATE	W	131-120	40-25	9,805	32-Gilmore	14-Gilmore
3-15	SAN DIEGO	W	130-109	41-25	8,278	21-Gervin	10-Sanders
3-17	@ San Diego	W	111-101	42-25	4,076	28-Gervin	11-Gilmore
3-19	INDIANA	W	138-118	43-25	10,355	23-Mitchell	17-Gilmore
3-22	@ Portland	L	102-119	43-26	12,666	20-Gervin/Moore	7-Gilmore/Moore
3-23	@ Seattle	L	117-137	43-27	14,203	31-Gilmore	11-Gilmore
3-25	@ Los Angeles	W	132-120	44-27	17,505	33-Gilmore	10-Gilmore
3-29	DENVER	W	136-129	45-27	12,477	32-Gilmore	14-Gilmore
APRIL RECORD:		**7-2 (HOME: 4-1, ROAD: 3-1)**					
4-1	HOUSTON	W	124-99	46-27	8,958	24-Gervin	17-Gilmore
4-2	@ Houston	W	112-101	47-27	6,121	27-Gervin	20-Gilmore
4-5	KANSAS CITY	W	130-113	48-27	7,887	21-Mitchell/Gervin	13-Gilmore
4-6	@ Philadelphia	W	112-109	49-27	13,706	32-Gervin	10-Gilmore
4-8	@ New York	L	100-102 (OT)	49-28	10,975	28-Mitchell	12-Mitchell/Gilmore
4-9	DALLAS	L	111-122	49-29	10,659	32-Mitchell	12-Gilmore
4-13	LOS ANGELES	W	114-109	*51-29	15,782	44-Banks	12-Gilmore
4-15	UTAH	W	121-118	52-29	8,405	23-Mitchell	12-Paultz
4-16	@ Dallas	W	132-120	53-29	14,453	40-Gervin	11-Gilmore

*Protested Game from 11-30-82



George Gervin

RECORD
37-45 (28-13 home: 9-32 road)
Fifth in Midwest Division

HONORS
George Gervin, All-NBA Second Team
George Gervin, NBA All-Star
Artis Gilmore, NBA FG Percentage Title

PLAYOFFS
None

SPURS LEADERS
Scoring: George Gervin 25.9 ppg
Rebounding: Artis Gilmore 10.3 rpg
Assists: John Lucas 10.7 apg

Head Coach: Morris McHone/Bob Bass
Assistant: Allan Bristow

1983–84 SEASON NOTES

- Morris McHone replaced Stan Albeck as head coach in June … the Spurs received Fred Roberts and other considerations from New Jersey in exchange for being allowed to sign Albeck … McHone lasted less than two months as the Spurs head coach as he was replaced by Bob Bass on 12/28.
- Rookie guard John Paxson was an instant contributor and free agent John Lucas went on to lead the Spurs in assists after starting the season in the CBA and being signed by the Spurs on 12/4.
- The Spurs retired James Silas' #13 jersey on 2/28 when San Antonio hosted Dallas.
- On 4/15, in the final game of the season, John Lucas set a Spurs franchise record, handing out 24 assists in a 157-154 win over the Nuggets … in the game, Lucas set an NBA record for the most assists in a quarter with 14.
- Artis Gilmore led the NBA in field goal percentage for the second straight season, shooting .631 (351-556) from the field … Johnny Moore and John Lucas were both among the top-five in the NBA in assists - Lucas was fourth with 10.7 apg while Moore was fifth with 9.6 apg.

1983–84 SPURS FINAL STATISTICS (37-45)

					3-POINT				REBOUNDING								SCORING	
PLAYER	G	MIN	FGM-FGA	PCT.	FGM-FGA	PCT.	FTM-FTA	PCT.	OFF	DEF	TOT	AST	PF-DQ	STL	TO	BLK	PTS	AVG.
Gervin	76	2584	765-1561	.490	10-24	.417	427-507	.842	106	207	313	220	219-3	79	224	47	1967	25.9
Mitchell	79	2853	779-1597	.488	6-14	.429	275-353	.779	188	382	570	93	251-6	62	141	73	1839	23.3
Gilmore	64	2034	351-556	.631	0-3	.000	280-390	.718	213	449	662	70	229-4	36	149	132	982	15.3
Banks	80	2600	424-747	.568	1-6	.167	200-270	.741	204	378	582	254	256-5	105	166	23	1049	13.1
Lucas	63	1807	275-595	.462	19-69	.275	120-157	.764	23	157	180	673	123-1	92	147	5	689	10.9
Jones	81	1770	322-644	.500	6-19	.316	176-242	.727	143	306	449	85	298-7	64	125	107	826	10.2
Moore	59	1650	231-518	.446	28-87	.322	105-139	.755	37	141	178	566	168-2	123	143	20	595	10.1
Edmonson	40	521	135-274	.493	0-0	.000	76-101	.752	40	30	70	27	67-1	22	45	6	346	8.7
Brewer	40	782	152-345	.441	3-13	.231	41-50	.820	17	33	50	44	54-0	18	33	16	348	8.7
Roberts	79	1531	214-399	.536	1-4	.250	144-172	.837	102	202	304	98	219-4	52	100	38	573	7.3
McNamara	70	1037	157-253	.621	0-0	.000	74-157	.471	137	180	317	31	138-2	14	89	12	388	5.5
Williams	19	200	25-58	.431	0-1	.000	25-32	.781	4	9	13	43	42-1	8	22	4	75	3.9
Paxson	49	458	61-137	.445	4-22	.182	16-26	.615	4	29	33	149	47-0	10	32	2	142	2.9
Batton	4	31	5-10	.500	0-0	.000	0-0	.000	1	3	4	3	5-0	0	4	3	10	2.5
Phegley	3	11	2-4	.500	1-1	1.000	2-2	1.000	0	2	2	2	1-0	0	1	0	7	2.3
Lockhart	2	14	2-2	1.000	0-0	.000	0-0	.000	0	3	3	0	5-0	0	2	0	4	2.0
Miller	2	8	2-3	.667	0-0	.000	0-0	.000	2	3	5	1	5-0	0	0	1	4	2.0
Robisch	4	37	4-8	.500	0-0	.000	0-0	.000	2	6	8	1	8-1	0	1	0	8	2.0
Weidner	8	38	2-9	.222	0-0	.000	4-4	1.000	4	7	11	0	5-0	0	2	2	8	1.0
Lingenfelter	3	14	1-1	1.000	0-0	.000	0-2	.000	3	1	4	1	6-0	0	1	0	2	0.7
SPURS	**82**		**3909-7721**	**.506**	**79-263**	**.300**	**1965-2604**	**.755**	**1230**	**2528**	**3758**	**2361**	**2146-37**	**685**	**1447**	**491**	**9862**	**120.3**
OPPONENTS	**82**		**3996-7910**	**.505**	**52-216**	**.241**	**1840-2427**	**.758**	**1293**	**2455**	**3748**	**2518**	**2187-39**	**652**	**1427**	**464**	**9884**	**120.5**

37-45 (FIFTH IN MIDWEST DIVISION)

DATE	OPPONENT	W-L	SCORE	REC.	ATT.	HI-SCORER	HI-REBOUNDER
OCTOBER RECORD:		**1-1 (HOME: 1-0, ROAD: 0-1)**					
10-29	@ Houston	L	100-106	0-1	14,116	23-Mitchell	10-Gilmore
10-30	DALLAS	W	123-101	1-1	8,219	35-Gervin	10-Gilmore
NOVEMBER RECORD:		**5-11 (HOME: 5-3, ROAD: 0-8)**					
11-1	PORTLAND	L	124-126	1-2	7,612	27-Banks	10-Banks
11-3	@ Phoenix	L	120-142	1-3	9,166	21-Gilmore	8-Mitchell
11-5	@ Utah	L	118-124	1-4	6,704	36-Gervin	9-Banks
11-6	SEATTLE	W	132-115	2-4	7,556	32-Gervin	10-Gilmore
11-9	UTAH	W	105-99	3-4	10,579	25-Banks	15-Gilmore
11-11	@ Dallas	L	105-112	3-5	13,010	23-Gilmore	15-Gilmore
11-12	DENVER	W	126-107	4-5	8,258	22-Banks/Edmonson	15-Gilmore
11-15	@ Golden State	L	112-115	4-6	7,450	39-Gervin	10-Banks
11-17	KANSAS CITY	L	126-129	4-7	7,192	35-Gervin	10-Gilmore
11-19	NEW JERSEY	W	109-100	5-7	8,890	32-Gervin	14-Gilmore
11-22	@ Dallas	L	117-118	5-8	11,220	21-Moore	9-Gilmore
11-23	PHILADELPHIA	L	106-113	5-9	13,825	25-Gervin	20-Gilmore
11-25	SAN DIEGO	W	133-120	6-9	8,562	36-Gervin	14-Gilmore
11-27	@ Cleveland	L	106-114	6-10	3,782	25-Gervin	9-Gilmore
11-29	@ New York	L	106-118	6-11	9,632	30-Gervin	17-Gilmore
11-30	@ Boston	L	106-130	6-12	14,890	33-Gervin	11-Mitchell
DECEMBER RECORD:		**6-8 (HOME: 5-2, ROAD: 1-6)**					
12-2	CHICAGO	W	123-94	7-12	7,948	32-Gervin	11-Gilmore
12-4	PHOENIX	L	106-122	7-13	7,941	21-Gervin	14-Gilmore
12-6	@ Portland	L	118-130	7-14	12,666	23-Mitchell	10-Gilmore
12-7	@ San Diego	L	102-106	7-15	4,150	34-Gervin	10-Moore
12-9	Utah @ Las Vegas	W	126-117	8-15	7,258	36-Mitchell	12-Mitchell
12-10	WASHINGTON	W	125-102	9-15	7,654	34-Gervin	11-Gilmore
12-14	SAN DIEGO	W	129-114	10-15	9,209	25-Gervin	12-Banks
12-16	INDIANA	W	120-92	11-15	7,856	22-Banks	13-Banks
12-17	@ Atlanta	L	108-113	11-16	5,246	33-Mitchell	12-Gilmore
12-20	@ Washington	L	106-108 (OT)	11-17	6,562	43-Gervin	19-Gilmore
12-21	@ Philadelphia	L	121-122	11-18	13,278	43-Gervin	9-Mitchell
12-23	@ Kansas City	L	122-126	11-19	5,356	30-Gilmore	11-Gilmore
12-27	BOSTON	L	100-115	11-20	13,112	18-Gervin	9-Mitchell
12-29	KANSAS CITY	W	136-127	12-20	8,572	44-Gervin	16-Gilmore
JANUARY RECORD:		**8-5 (HOME: 7-1, ROAD: 1-4)**					
1-3	UTAH	W	137-124	13-20	7,830	35-Gervin	11-Gilmore
1-6	@ Los Angeles	W	124-117	14-20	17,505	27-Mitchell	12-Banks
1-7	@ Golden State	L	133-154	14-21	11,491	26-Gilmore	11-Mitchell
1-10	@ Portland	L	120-133	14-22	12,666	26-Gilmore	9-Gilmore
1-11	@ Denver	L	155-163	14-23	9,429	36-Gervin	9-Banks
1-13	HOUSTON	W	133-103	15-23	12,935	40-Gervin	14-Banks
1-15	PORTLAND	W	126-111	16-23	9,890	34-Gervin	14-Gilmore
1-18	DENVER	W	148-127	17-23	8,679	37-Gervin	21-Gilmore
1-20	@ Houston	L	104-138	17-24	13,577	24-Gilmore	8-Gilmore
1-21	LOS ANGELES	W	113-108	18-24	13,972	19-Mitchell	18-Gilmore
1-24	SEATTLE	W	117-109	19-24	8,179	35-Gervin	12-Banks
1-26	GOLDEN STATE	W	123-116	20-24	7,926	39-Gervin	12-Gilmore
1-31	NEW YORK	L	113-117	20-25	8,153	41-Gervin	14-Gilmore
FEBRUARY RECORD:		**5-11 (HOME: 0-6, ROAD: 5-5)**					
2-2	@ Golden State	L	107-117	20-26	5,802	40-Gervin	10-Gilmore
2-3	@ Seattle	L	106-121	20-27	9,590	18-Banks	10-Gilmore
2-5	LOS ANGELES	L	98-110	20-28	10,414	23-Gilmore	10-Lucas
2-7	@ Phoenix	L	131-136	20-29	9,323	25-Lucas	10-Mitchell
2-8	KANSAS CITY	L	110-118	20-30	7,137	33-Mitchell	11-Mitchell
2-10	@ Milwaukee	W	132-127	21-30	10,489	29-Lucas	10-Gilmore
2-11	@ Detroit	W	123-118	22-30	35,364	27-Mitchell	11-Gilmore
2-13	@ Indiana	W	117-108	23-30	8,234	26-Gervin	10-Gilmore
2-15	@ New Jersey	W	114-108	24-30	10,878	30-Mitchell	9-Mitchell
2-17	@ Chicago	W	111-109	25-30	5,894	32-Gervin	9-Gilmore
2-19	DETROIT	L	140-142 (OT)	25-31	12,507	47-Mitchell	10-Jones
2-21	PHOENIX	L	111-114 (OT)	25-32	10,397	20-Brewer/Jones	18-Gilmore
2-22	@ Denver	L	121-127	25-33	11,818	22-Brewer	10-Banks
2-23	@ Utah	L	142-143 (2OT)	25-34	10,358	41-Mitchell	10-Mitchell
2-25	MILWAUKEE	L	119-130	25-35	9,670	20-Banks	11-Roberts
2-28	DALLAS	L	104-116	25-36	7,583	44-Mitchell	10-Jones
MARCH RECORD:		**7-7 (HOME: 6-1, ROAD: 1-6)**					
3-1	@ Portland	L	96-121	25-37	12,666	17-Mitchell	12-Mitchell
3-3	@ Phoenix	L	106-120	25-38	10,875	30-Mitchell	11-Jones
3-6	CLEVELAND	W	129-122	26-38	5,833	37-Mitchell	11-Lucas
3-10	HOUSTON	W	123-118	27-38	11,647	36-Mitchell	10-Banks/McNamara
3-13	DALLAS	W	137-131 (2OT)	28-36	8,315	34-Gervin	25-Jones
3-15	@ Los Angeles	L	124-143	28-39	17,505	31-Mitchell	9-Jones
3-16	@ Seattle	L	123-126	28-40	10,706	27-Mitchell	14-Mitchell
3-18	@ San Diego	W	140-135	29-40	4,357	42-Gervin	8-McNamara
3-20	ATLANTA	W	135-132 (3OT)	30-40	8,505	43-Mitchell	15-Jones
3-22	UTAH	W	129-126	31-40	9,833	39-Mitchell	10-Banks
3-24	@ Kansas City	L	118-125	31-41	13,747	28-Gervin	8-Mitchell
3-27	GOLDEN STATE	W	117-116 (OT)	32-41	9,373	25-Mitchell	11-Banks/Jones
3-30	@ Denver	L	136-145	32-42	13,329	33-Mitchell	10-Banks/McNamara
3-31	SEATTLE	L	106-124	32-43	10,649	17-Mitchell/Jones	15-Roberts
APRIL RECORD:		**5-2 (HOME: 4-0, ROAD: 1-2)**					
4-3	LOS ANGELES	W	137-109	33-43	9,790	28-Mitchell	8-Mitchell/Gilmore
4-6	@ Dallas	L	118-131	33-44	14,575	35-Mitchell	12-Jones
4-7	SAN DIEGO	W	126-112	34-44	9,435	34-Mitchell	9-Jones/McNamara
4-10	HOUSTON	W	121-111	35-44	7,996	39-Gervin	12-Banks
4-12	@ Kansas City	L	102-114	35-45	12,994	25-Mitchell/Gervin	14-Gilmore
4-13	@ Houston	W	129-128 (OT)	36-45	10,789	28-Banks	13-Banks/Gilmore
4-15	DENVER	W	157-154	37-45	6,267	25-Paxson	12-Banks



Mike Mitchell

RECORD

41-41 (30-11 home: 11-30 road)
Tied for fourth in Midwest Division

HONORS

George Gervin, NBA All-Star

PLAYOFFS

Lost to Denver, First Round, 3-2

SPURS LEADERS

Scoring: Mike Mitchell 22.2 ppg
Rebounding: Artis Gilmore 10.4 rpg
Assists: Johnny Moore 10.0 apg

Head Coach: Cotton Fitzsimmons
Assistants: Scotty Robertson
& Gary Fitzsimmons

1984–85 SEASON NOTES

- Cotton Fitzsimmons was named head coach in May.
- The Spurs welcomed several new faces during the season … first round draft pick Alvin Robertson was an instant contributor as a rookie … guard John Lucas was traded to Houston on 10/4/84 … then in December the Spurs made four deals in a 10-day period: Mark McNamara was sent to Kansas City for Billy Knight … Jeff Cook was obtained from Cleveland in exchange for Edgar Jones and cash … Marc Iavaroni was acquired from the Sixers for a draft choice … and, finally, Fred Roberts was shipped to Utah for a pair of second round picks.
- Mike Mitchell led the team in scoring, averaging 22.2 ppg … this broke a streak of eight straight seasons in which George Gervin had led the Spurs in scoring … Mitchell and Gervin both hit point plateaus during the season … Mitchell scored his 10,000th career point vs. Cleveland on 11/10 and Iceman scored his 25,000th point on 2/22 at Phoenix.
- Johnny Moore finished the season ranked third in the NBA in assists, with 10.0 apg, and ranked second in the league in steals, with 2.79 spg … Moore turned in one of the best games of his career vs. Golden State on 1/8 when he finished with 26 points, 13 assists, 11 rebounds and 9 steals.
- The Spurs set a franchise record, shooting .513 percent from the field during the 1984–85 season.

1984–85 SPURS FINAL STATISTICS (41-41)

					3-POINT				REBOUNDING								SCORING	
PLAYER	G	MIN	FGM-FGA	PCT.	FGM-FGA	PCT.	FTM-FTA	PCT.	OFF	DEF	TOT	AST	PF-DQ	STL	TO	BLK	PTS	AVG.
Mitchell	82	2853	775-1558	.497	5-23	.217	269-346	.777	145	272	417	151	219-1	61	144	27	1824	22.2
Gervin	72	2091	600-1182	.508	0-10	.000	324-384	.844	79	155	234	178	208-2	66	198	48	1524	21.2
Gilmore	81	2756	532-854	.623	0-2	.000	484-646	.749	231	615	846	131	306-4	40	241	173	1548	19.1
Moore	82	2689	416-910	.457	25-89	.281	189-248	.762	94	284	378	816	247-3	229	236	18	1046	12.8
Banks	82	2091	289-493	.586	1-3	.333	199-257	.774	133	312	445	234	220-3	65	140	13	778	9.5
Robertson	79	1685	299-600	.498	4-11	.364	124-169	.734	116	149	265	275	217-1	127	167	24	726	9.2
E. Jones	18	322	44-91	.484	0-1	.000	41-51	.804	16	46	62	18	52-1	9	28	18	129	7.2
Iavaroni	57	1178	150-323	.464	0-4	.000	81-122	.664	84	191	275	113	193-5	31	103	32	381	6.7
Paxson	78	1259	196-385	.509	10-34	.294	84-100	.840	19	49	68	215	117-0	45	81	3	486	6.2
Knight	52	611	125-285	.439	10-24	.417	51-57	.895	40	56	96	59	48-0	14	57	1	311	6.0
Roberts	22	305	44-98	.449	0-0	.000	29-38	.763	10	25	35	22	45-0	10	21	12	117	5.3
Cook	54	848	92-174	.529	0-0	.000	30-37	.811	81	129	210	39	150-2	25	32	14	214	4.0
Brewer	9	81	13-34	.382	0-0	.000	7-7	1.000	1	2	3	6	8-0	1	4	1	33	3.7
O. Jones	67	888	106-180	.589	0-1	.000	33-83	.398	65	173	238	56	139-1	30	61	57	245	3.7
Thirdkill	2	52	5-11	.455	0-0	.000	5-6	.833	5	2	7	3	5-0	2	2	1	15	7.5
McNamara	12	63	12-18	.667	0-0	.000	9-18	.500	7	10	17	0	5-0	2	6	1	33	2.8
Townes	1	8	0-6	.000	0-0	.000	2-2	1.000	1	0	1	0	1-0	0	0	0	2	2.0
SPURS	**82**		**3698-7202**	**.513**	**55-202**	**.272**	**1961-2571**	**.763**	**1127**	**2470**	**3597**	**2316**	**2180-23**	**757**	**1542**	**443**	**9412**	**114.8**
OPPONENTS	**82**		**3644-7348**	**.496**	**72-242**	**.298**	**1977-2548**	**.776**	**1136**	**2265**	**3401**	**2283**	**2154-26**	**749**	**1489**	**472**	**9337**	**113.9**

41-41 (TIED FOR FOURTH IN MIDWEST DIVISION)

DATE	OPPONENT	W-L	SCORE	REC.	ATT.	HI-SCORER	HI-REBOUNDER
OCTOBER RECORD:		**2-0 (HOME: 2-0)**					
10-27	LA LAKERS	W	113-112	1-0	13,506	32-Gervin	11-Gilmore
10-30	DENVER	W	126-118	2-0	6,677	18-Gervin/Moore	9-O. Jones
NOVEMBER RECORD:		**5-9 (HOME: 4-3, ROAD: 1-6)**					
11-1	@ Golden State	W	123-108	3-0	3,980	33-Mitchell	12-Gilmore
11-2	@ LA Lakers	L	100-119	3-1	13,550	20-Mitchell	7-O. Jones/Robertson
11-4	NEW YORK	W	131-130 (OT)	4-1	8,033	30-Gervin	20-Gilmore
11-6	SEATTLE	W	99-91	5-1	8,065	20-Gilmore	15-Gilmore
11-7	@ Utah	L	124-136	5-2	8,814	35-Gervin	14-Gilmore
11-10	CLEVELAND	W	127-103	6-2	9,939	42-Gervin	15-Gilmore
11-13	@ Chicago	L	117-120	6-3	9,866	26-Gervin	8-O. Jones
11-14	@ Washington	L	106-125	6-4	5,014	19-Mitchell	10-O. Jones
11-16	@ Indiana	L	117-128 (OT)	6-5	10,074	33-Gilmore	14-Gilmore
11-17	@ Houston	L	133-141	6-6	16,016	26-Gervin	8-Gilmore/E. Jones
11-21	DETROIT	L	101-114	6-7	8,524	25-Gilmore	12-Gilmore
11-24	UTAH	L	117-123	6-8	8,164	27-Gilmore	15-Gilmore
11-27	HOUSTON	L	97-114	6-9	11,930	23-Gilmore	9-Gilmore/O. Jones
11-29	DALLAS	W	124-118	7-9	7,069	30-Gervin	14-Gilmore
DECEMBER RECORD:		**7-9 (HOME: 5-1, ROAD: 2-8)**					
12-1	LA CLIPPERS	W	142-110	8-9	7,790	19-Mitchell	9-Banks
12-4	ATLANTA	W	114-106	9-9	8,044	24-Gilmore	15-Gilmore
12-6	@ Portland	L	96-113	9-10	12,666	30-Gervin	9-Gilmore
12-7	@ Seattle	W	117-114	10-10	5,950	30-Gilmore	8-Gilmore/Banks
12-9	@ LA Clippers	L	123-126	10-11	7,092	25-Mitchell	11-O. Jones
12-11	@ Kansas City	L	120-121	10-12	5,667	27-Gilmore	8-Gilmore
12-12	DENVER	W	126-106	11-12	7,077	23-Gilmore	10-Moore
12-14	@ Dallas	L	102-119	11-13	16,537	17-Gervin	9-Gilmore
12-15	PHOENIX	W	120-111	12-13	8,413	38-Mitchell	16-Gilmore
12-18	@ Cleveland	L	110-118	12-14	3,370	32-Mitchell	9-Iavaroni
12-19	@ Philadelphia	L	118-123	12-15	12,153	26-Moore	10-Banks
12-21	@ New Jersey	W	122-116	13-15	10,615	30-Gervin	11-Gilmore
12-22	@ Milwaukee	L	90-101	13-16	9,587	23-Mitchell	8-Iavaroni
12-26	@ Denver	L	119-130	13-17	7,673	33-Gervin	17-Gilmore
12-27	PORTLAND	W	141-120	14-17	7,782	31-Gervin	15-Gilmore
12-29	BOSTON	L	112-120	14-18	15,180	26-Gilmore	19-Gilmore
JANUARY RECORD:		**8-5 (HOME: 6-2, ROAD: 2-3)**					
1-3	DALLAS	W	116-115	15-18	7,068	33-Gervin	10-Banks/Moore
1-6	@ LA Lakers	L	96-99	15-19	13,513	27-Moore	8-Iavaroni/Gilmore
1-8	GOLDEN STATE	W	130-94	16-19	6,578	26-Moore	12-Iavaroni
1-11	PORTLAND	L	103-123	16-20	9,277	23-Gervin	10-Gilmore
1-15	UTAH	W	121-101	17-20	6,886	27-Robertson	10-Gilmore/Moore
1-17	@ Kansas City	W	141-130	18-20	5,995	32-Banks	10-Banks
1-19	PHOENIX	W	106-100	19-20	10,580	26-Gilmore	16-Gilmore
1-22	KANSAS CITY	W	117-113	20-20	7,958	26-Robertson	16-Gilmore
1-23	@ Dallas	L	110-122	20-21	17,007	26-Gervin	9-Gilmore
1-25	@ Houston	W	122-107	21-21	13,169	42-Gervin	10-Gilmore
1-27	MILWAUKEE	L	93-106	21-22	9,511	35-Mitchell	13-Gilmore
1-29	NEW JERSEY	W	130-127	22-22	7,007	47-Gervin	13-Gilmore
1-31	@ Seattle	L	94-96	22-23	5,826	20-Mitchell	12-Gilmore
FEBRUARY RECORD:		**6-8 (HOME: 4-2, ROAD: 2-6)**					
2-1	@ Portland	W	104-93	23-23	12,666	40-Mitchell	10-Gilmore
2-2	@ Utah	L	104-105	23-24	11,963	33-Gervin	10-Gilmore
2-4	GOLDEN STATE	W	114-109 (OT)	24-24	6,918	27-Gervin	13-Gilmore
2-6	@ Kansas City	L	116-135	24-25	3,629	22-Mitchell	7-Iavaroni
2-7	LA CLIPPERS	W	120-106	25-25	7,356	23-Gervin	19-Iavaroni
2-12	KANSAS CITY	W	127-109	26-25	7,155	23-Gervin/Moore	11-Iavaroni
2-14	PHOENIX	W	131-102	27-25	7,948	24-Gervin	9-Cook
2-15	@ Denver	L	119-129	27-26	13,661	39-Gervin	10-Gilmore
2-18	@ LA Clippers	L	121-125	27-27	9,613	28-Gervin	20-Gilmore
2-20	WASHINGTON	L	104-105	27-28	8,541	31-Gervin	8-Mitchell/Gervin
2-22	@ Phoenix	W	118-111	28-28	12,258	32-Gervin	9-Moore
2-24	PORTLAND	L	121-137	28-29	8,969	32-Mitchell	10-Gilmore
2-26	@ New York	L	122-129	28-30	8,887	29-Mitchell	12-Gilmore
2-27	@ Boston	L	102-111	28-31	14,890	20-Mitchell	13-Jones
MARCH RECORD:		**10-7 (HOME: 6-2, ROAD: 4-5)**					
3-1	@ Detroit	W	106-96	29-31	17,470	36-Mitchell	16-Gilmore
3-2	@ Atlanta	W	105-92	30-31	6,142	26-Gilmore	12-Gilmore
3-4	PHILADELPHIA	W	109-103	31-31	12,450	23-Gilmore	9-Banks
3-6	INDIANA	W	106-102	32-31	8,486	29-Mitchell	10-Mitchell
3-7	@ Phoenix	L	117-119	32-32	11,450	36-Mitchell	7-Banks/Gilmore
3-9	HOUSTON	L	117-123	32-33	14,722	39-Mitchell	14-Gilmore
3-12	@ Golden State	L	122-145	32-34	6,516	23-Gilmore	9-Gilmore
3-14	@ Seattle	W	100-93	33-34	5,580	25-Mitchell	7-Gilmore/Cook
3-15	@ LA Lakers	L	114-115	33-35	16,130	37-Gervin	12-Banks
3-17	DENVER	W	124-119	34-35	8,672	23-Gervin/Moore	8-Iavaroni
3-19	@ Dallas	L	89-96	34-36	17,007	22-Gervin	9-Gilmore
3-20	CHICAGO	W	106-96	35-36	10,018	31-Mitchell	12-Mitchell
3-22	DALLAS	L	114-123	35-37	12,015	20-Banks/Gervin	10-Banks
3-24	SEATTLE	W	104-99	36-37	7,300	16-Gilmore	11-Jones
3-27	GOLDEN STATE	W	121-120	37-37	8,820	29-Gervin	9-Gilmore
3-29	@ Utah	L	109-114	37-38	9,372	38-Mitchell	11-Gilmore
3-31	@ LA Clippers	W	126-115	38-38	9,204	32-Mitchell	10-Cook
APRIL RECORD:		**3-3 (HOME: 3-1, ROAD: 0-2)**					
4-3	LA LAKERS	W	122-108	39-38	11,627	36-Mitchell	14-Mitchell
4-5	@ Denver	L	109-118	39-39	16,362	34-Mitchell	7-Iavaroni/Mitch/Gilmore
4-7	HOUSTON	W	126-105	40-39	9,178	32-Gilmore	10-Gilmore
4-9	@ Houston	L	103-124	40-40	11,702	29-Gilmore	13-Gilmore
4-12	KANSAS CITY	W	117-112	41-40	7,317	34-Mitchell	14-Gilmore
4-14	UTAH	L	102-104	41-41	7,826	31-Mitchell	15-Gilmore



Artis Gilmore

RECORD

35-47 (21-20 home: 14-27 road)
Sixth in Midwest Division

HONORS

Alvin Robertson, NBA Defensive Player of the Year
Alvin Robertson, NBA Most Improved Player Award
Alvin Robertson, NBA Steals Title
Alvin Robertson, All-NBA Second Team
Alvin Robertson, All-Defensive Second Team
Alvin Robertson, NBA All-Star

PLAYOFFS

Lost to Los Angeles, First Round, 3-0

SPURS LEADERS

Scoring: Mike Mitchell 23.4 ppg
Rebounding: Artis Gilmore 8.5 rpg
Assists: Wes Matthews 6.3 apg

Head Coach: Cotton Fitzsimmons
Assistant: Bob Bass

1985–86 SEASON NOTES

- During the off-season there was a major debate as to whether the Spurs would continue to play in the HemisFair Arena or move to the Freeman Coliseum.
- An era ended on 10/24 as the Spurs traded George Gervin to Chicago in exchange for David Greenwood.
- Tragedy struck the Spurs on 12/26 when point guard Johnny Moore was hospitalized with Desert Fever … the sickness ended the season for Moore and cut his promising career short … after contracting the disease Moore returned to play in 112 games with the Spurs, but never regained the form he had shown in his early days.
- Alvin Robertson was the Spurs bright spot during the 1985–86 season … the second-year guard led the NBA in steals, averaging 3.67 per contest … he set NBA records for the most steals in a single season, with 301, and for the highest steals-per-game average, with 3.67 spg … he recorded one of four quadruple-doubles in NBA history finishing with 20 points, 11 rebounds, 10 assists and 10 steals vs. the Suns on 2/18.

1985–86 SPURS FINAL STATISTICS (35-47)

					3-POINT				REBOUNDING									SCORING	
PLAYER	G	MIN	FGM-FGA	PCT.	FGM-FGA	PCT.	FTM-FTA	PCT.	OFF	DEF	TOT	AVG.	AST	PF-DQ	STL	TO	BLK	PTS	AVG.
Mitchell	82	2970	802-1697	.473	0-12	.000	317-392	.809	134	275	409	5.0	188	175-0	56	184	25	1921	23.4
Robertson	82	2878	562-1093	.514	8-29	.276	260-327	.795	184	332	516	6.3	448	296-4	301	256	40	1392	17.0
Gilmore	71	2395	423-684	.618	0-1	.000	338-482	.701	166	434	600	8.5	102	239-3	39	186	108	1184	16.7
Johnson	71	1828	362-573	.632	0-0	.000	259-373	.694	143	319	462	6.5	95	291-13	44	191	66	983	13.8
Moore	28	856	150-303	.495	4-22	.182	59-86	.686	25	61	86	3.1	252	78-0	70	81	6	363	13.0
Lamp	30	620	136-271	.502	4-17	.235	56-69	.812	19	60	79	2.6	53	67-0	19	38	1	332	11.1
Matthews	75	1853	320-603	.531	4-25	.160	173-211	.820	30	101	131	1.7	476	168-1	87	232	32	817	10.9
Greenwood	68	1910	198-388	.510	0-1	.000	142-184	.772	151	380	531	7.8	90	207-3	37	113	52	538	7.9
Sundvold	70	1150	220-476	.462	21-60	.350	39-48	.813	22	58	80	1.1	261	110-0	34	85	0	500	7.1
Williams	23	397	50-131	.382	2-6	.333	62-64	.969	13	24	37	1.6	111	64-1	28	51	3	164	7.1
Hughes	68	866	152-372	.409	3-17	.176	49-84	.583	49	64	113	1.7	61	79-0	26	63	5	356	5.2
Wilkins	27	522	51-134	.381	0-0	.000	28-46	.609	34	93	127	4.7	18	71-1	8	20	10	130	4.8
Iavaroni	42	669	74-163	.454	0-2	.000	43-67	.642	42	90	132	3.1	53	109-0	22	51	14	191	4.5
Higgins	11	128	18-40	.450	0-2	.000	11-16	.688	5	19	24	2.2	12	21-0	2	5	3	47	4.3
Corbin	16	174	27-64	.422	0-1	.000	10-14	.714	11	14	25	1.6	11	21-0	11	12	2	64	4.0
Cook	34	356	28-67	.418	0-1	.000	26-41	.634	31	50	81	2.4	21	64-0	13	11	11	82	2.4
Brittain	32	219	22-43	.512	0-0	.000	10-19	.526	10	39	49	1.5	5	54-1	3	20	12	54	1.7
Whatley	2	14	1-2	.500	0-0	.000	0-0	.000	0	0	0	0.0	3	1-0	0	4	0	2	1.0
SPURS	**82**		**3596-7104**	**.506**	**46-196**	**.235**	**1882-2523**	**.746**	**1069**	**2413**	**3482**	**42.5**	**2260**	**2115-27**	**800**	**1624**	**390**	**9120**	**111.2**
OPPONENTS	**82**		**3629-7365**	**.493**	**98-322**	**.304**	**1916-2491**	**.769**	**1157**	**2304**	**3461**	**42.2**	**2269**	**2108-32**	**800**	**1519**	**453**	**9272**	**113.1**

35-47 (SIXTH IN MIDWEST DIVISION)

DATE	OPPONENT	W-L	SCORE	REC.	ATT.	HI-SCORER	HI-REBOUNDER
OCTOBER RECORD:		**1-2 (HOME: 1-1, ROAD: 0-1)**					
10-26	LA LAKERS	L	116-121 (2OT)	0-1	10,875	23-Mitchell	11-Iavaroni
10-29	UTAH	W	124-112	1-1	5,213	23-Robertson	20-Greenwood
10-30	@ Utah	L	100-102	1-2	9,376	20-Mitchell/Gilmore	9-Gilmore
NOVEMBER RECORD:		**8-6 (HOME: 6-1, ROAD: 2-5)**					
11-1	DALLAS	W	116-107	2-2	7,084	24-Mitchell	11-Gilmore/Greenwood
11-2	@ Houston	L	98-111	2-3	12,747	18-Hughes	9-Iavaroni/Greenwood
11-5	@ Milwaukee	L	97-126	2-4	10,107	17-Mitchell	9-Gilmore
11-6	@ Washington	W	81-80	3-4	4,254	18-Robertson	10-Gilmore/Robertson
11-8	@ Philadelphia	W	107-96	4-4	13,212	24-Mitchell/Johnson	8-Mitchell
11-11	NEW JERSEY	W	111-104	5-4	8,196	30-Mitchell	11-Gilmore
11-14	@ Denver	L	109-112	5-5	7,946	22-Mitchell	10-Robertson
11-16	SEATTLE	W	97-96 (OT)	6-5	8,036	33-Mitchell	15-Gilmore
11-19	SACRAMENTO	L	99-103	6-6	5,486	18-Mitchell	11-Gilmore
11-20	@ Phoenix	L	100-121	6-7	8,964	21-Johnson	11-Gilmore
11-22	INDIANA	W	108-96	7-7	7,054	31-Mitchell	14-Johnson
11-24	@ LA Lakers	L	102-118	7-8	15,259	24-Mitchell	8-Gilmore
11-27	WASHINGTON	W	104-97	8-8	7,742	25-Moore	9-Robertson
11-29	LA CLIPPERS	W	134-106	9-8	7,266	25-Gilmore	11-Johnson
DECEMBER RECORD:		**10-5 (HOME: 4-1, ROAD: 6-4)**					
12-1	@ Portland	W	117-106	10-8	12.666	34-Mitchell	15-Gilmore
12-3	@ Seattle	L	103-123	10-9	7,754	30-Mitchell	9-Gilmore
12-5	@ Dallas	W	120-116	11-9	16,897	25-Gilmore	14-Gilmore
12-6	CHICAGO	L	123-131	11-10	13,960	23-Robertson	11-Robertson
12-8	GOLDEN STATE	W	121-114	12-10	5,572	26-Mitchell	13-Gilmore
12-10	@ Chicago	W	109-107	13-10	7,892	29-Robertson	13-Johnson
12-11	@ Indiana	L	101-114	13-11	6,605	30-Moore	7-Johnson
12-13	@ Detroit	W	119-113	14-11	11,142	29-Mitchell	9-Robertson
12-14	@ New York	L	96-106	14-12	12,279	26-Mitchell	14-Greenwood
12-17	PORTLAND	W	126-118	15-12	5,955	29-Gilmore	10-Johnson
12-20	@ LA Clippers	W	119-104	16-12	5,790	32-Robertson	14-Greenwood
12-21	@ Denver	W	128-118	17-12	11,002	41-Robertson	13-Greenwood
12-26	LA LAKERS	W	109-91	18-12	15,786	26-Johnson	13-Robertson
12-28	DENVER	W	116-112	19-12	12,812	33-Gilmore	17-Gilmore
12-30	@ Portland	L	110-125	19-13	12,666	30-Gilmore	11-Gilmore
JANUARY RECORD:		**6-10 (HOME: 3-6, ROAD: 3-4)**					
1-2	@ Sacramento	L	106-114	19-14	10,333	23-Matthews	7-Mitchell
1-4	@ Golden St.	W	122-116	20-14	5,526	34-Robertson	12-Greenwood
1-6	PHILADELPHIA	L	102-108	20-15	11,513	27-Mitchell	9-Johnson/Gilmore
1-9	@ Houston	L	110-120	20-16	14,963	31-Johnson	10-Johnson/Gilmore
1-10	GOLDEN STATE	W	124-97	21-16	7,326	21-Johnson	10-Greenwood
1-12	UTAH	L	102-106	21-17	6,510	22-Mitchell	16-Gilmore
1-13	@ Phoenix	L	96-121	21-18	11,024	18-Robertson	8-Cook
1-15	HOUSTON	L	113-119	21-19	9,396	31-Robertson	8-Gilmore/Robertson
1-17	NEW YORK	W	113-100	22-19	9,631	22-Gilmore	13-Gilmore
1-19	@ Portland	W	116-105	23-19	12,666	24-Robertson	12-Johnson
1-21	LA CLIPPERS	L	96-97	23-20	5,585	24-Robertson	9-Greenwood
1-24	@ Denver	W	113-96	24-20	15,790	23-Gilmore	19-Gilmore
1-25	DALLAS	L	107-123	24-21	9,599	23-Robertson	12-Gilmore
1-27	DETROIT	L	117-118	24-22	6,092	36-Mitchell	9-Mitchell
1-29	@ Dallas	L	114-126	24-23	16,649	20-Mitchell/Robertson	9-Greenwood
1-30	CLEVELAND	W	112-99	25-23	5,093	26-Mitchell	10-Mitchell/Gilmore
FEBRUARY RECORD:		**5-8 (HOME: 4-4, ROAD: 1-4)**					
2-1	PHOENIX	L	111-112	25-24	6,993	30-Mitchell	12-Johnson
2-3	@ Utah	W	112-104	26-24	10,537	26-Gilmore	12-Gilmore
2-4	SEATTLE	W	124-119 (OT)	27-24	5,503	30-Gilmore	10-Mitchell
2-6	DENVER	L	95-100	27-25	7,270	23-Gilmore	16-Gilmore
2-11	DALLAS	L	107-121	27-26	6,858	27-Mitchell	7-Mitchell
2-13	HOUSTON	W	119-115	28-26	8,875	25-Gilmore	9-Gilmore
2-16	SACRAMENTO	W	113-94	29-26	7,342	16-Lamp	10-Greenwood
2-18	PHOENIX	W	120-114	30-26	7,835	27-Mitchell	11-Johnson/Robertson
2-20	@ Sacramento	L	106-107	30-27	10,333	21-Robertson	8-Robertson
2-22	MILWAUKEE	L	115-120	30-28	10,463	25-Gilmore	11-Robertson
2-24	@ Cleveland	L	114-124	30-29	7,745	28-Mitchell	9-Robertson
2-26	@ Boston	L	100-120	30-30	14,890	16-Mitchell	9-Greenwood
2-28	@ New Jersey	L	110-113	30-31	10,402	10-Mitchell	10-Gilmore
MARCH RECORD:		**3-13 (HOME: 2-4, ROAD: 1-9)**					
3-1	@ Atlanta	L	108-116	30-32	8,638	31-Gilmore	13-Gilmore
3-4	@ Golden State	L	126-129	30-33	6,058	25-Mitchell	10-Johnson
3-7	LA CLIPPERS	W	142-126	31-33	6,795	30-Robertson	14-Greenwood
3-8	@ Houston	L	117-126	31-34	15,333	34-Mitchell	11-Mitchell
3-11	@ Sacramento	L	120-132	31-35	10,333	31-Mitchell	14-Greenwood
3-13	BOSTON	L	119-135	31-36	14-218	30-Mitchell	10-Greenwood
3-14	@ Utah	L	121-146	31-37	12,219	34-Mitchell	8-Greenwood
3-16	@ Seattle	L	115-129	31-38	8,123	31-Mitchell	9-Greenwood
3-18	@ Dallas	L	113-120	31-39	16,937	37-Mitchell	14-Johnson
3-19	ATLANTA	W	115-112	32-39	11,567	27-Greenwood/Robertson	12-Greenwood
3-21	LA LAKERS	L	109-117	32-40	13,860	32-Mitchell	8-Wilkins
3-23	SEATTLE	L	104-107	32-41	6,615	29-Matthews	12-Mitchell
3-24	@ LA Lakers	L	102-124	32-42	17,505	18-Robertson	10-Johnson
3-26	@ LA Clippers	W	106-97	33-42	9,153	18-Mitchell	8-Johnson/Wilkins
3-27	@ Golden State	L	118-121	33-43	5,745	44-Mitchell	7-Wilkens
3-29	UTAH	L	102-110	33-44	7,020	26-Mitchell	11-Gilmore
APRIL RECORD:		**2-3 (HOME: 1-3, ROAD: 1-0)**					
4-1	SACRAMENTO	L	99-109	33-45	5,371	24-Mitchell	16-Greenwood
4-3	HOUSTON	L	110-136	33-46	7,219	33-Mitchell	12-Greenwood
4-6	DENVER	L	106-124	33-47	6,266	33-Mitchell	9-Greenwood
4-9	@ Phoenix	W	114-102	34-47	9,384	22-Mitchell	8-Johnson
4-13	PORTLAND	W	123-118	35-47	6,573	40-Mitchell	14-Greenwood



Alvin Robertson

RECORD

28-54 (21-20 home: 7-34 road)
Sixth in Midwest Division

HONORS

Alvin Robertson, NBA Steals Title
Alvin Robertson, All-Defensive First Team
Alvin Robertson, NBA All-Star

PLAYOFFS

None

SPURS LEADERS

Scoring: Alvin Robertson 17.7 ppg
Rebounding: David Greenwood 9.9 rpg
Assists: Alvin Robertson 5.2 apg

Head Coach: Bob Weiss
Assistant: Lee Rose

1986–87 SEASON NOTES

- Following the 1985–86 season, Bob Weiss replaced Cotton Fitzsimmons as head coach.
- Alvin Robertson led the NBA in steals for the second consecutive season.
- The 5 millionth fan entered the HemisFair Arena on 11/13 and witnessed the Spurs 600th professional win as the Spurs defeated Cleveland 115-102 in front of a crowd of 5,335.
- Several players joined (and left) the Spurs during the season … on 6/20 the Spurs obtained Mychal Thompson and Larry Krystkowiak from Portland in exchange for Steve Johnson … on 12/18 the Spurs sent rookie center Kevin Duckworth to Portland for rookie forward Walter Berry … then, on 2/13, the Spurs sent Thompson to the Lakers for Frank Brickowski and Petur Gudmundsson.

1986–87 SPURS FINAL STATISTICS (28-54)

					3-POINT				REBOUNDING									SCORING	
PLAYER	G	MIN	FGM-FGA	PCT.	FGM-FGA	PCT.	FTM-FTA	PCT.	OFF	DEF	TOT	AVG.	AST	PF-DQ	STL	TO	BLK	PTS	AVG.
Robertson	81	2697	589-1264	.466	13-48	.271	244-324	.753	186	238	424	5.2	421	264-2	260	243	35	1435	17.7
Berry	56	1567	401-758	.529	0-3	.000	186-287	.648	132	170	302	5.4	104	188-2	36	153	40	988	17.6
Mitchell	40	922	208-478	.435	1-2	.500	92-112	.821	38	65	103	2.6	38	68-0	19	51	9	509	12.7
Thompson	49	1210	230-528	.436	1-1	1.000	144-196	.735	91	185	276	5.6	87	117-0	31	77	41	605	12.3
Greenwood	79	2587	336-655	.513	3-6	.500	241-307	.785	256	527	783	9.9	237	248-3	71	161	50	916	11.6
Gilmore	82	2405	346-580	.597	0-0	.000	242-356	.680	185	394	579	7.1	150	235-2	39	178	95	934	11.4
Sundvold	76	1765	365-751	.486	50-149	.336	70-84	.833	20	78	98	1.3	315	109-1	35	97	0	850	11.2
Dawkins	81	1682	334-764	.437	14-47	.298	153-191	.801	56	113	169	2.1	290	118-0	67	120	3	835	10.3
Corbin	31	732	113-264	.428	0-0	.000	49-67	.731	52	67	119	3.8	80	81-0	38	46	3	275	8.9
Moore	55	1234	198-448	.442	22-79	.278	56-70	.800	32	68	100	1.8	250	97-0	83	102	3	474	8.6
Krystkowiak	68	1004	170-373	.456	1-12	.083	110-148	.743	77	162	239	3.5	85	141-1	22	67	12	451	6.6
Jones	49	744	119-289	.412	7-19	.368	41-52	.788	39	56	95	1.9	66	68-0	32	38	18	286	5.8
Brickowski	7	83	10-30	.333	0-4	.000	10-11	.909	8	11	19	2.7	5	13-0	6	7	2	30	4.3
Nealy	60	980	84-192	.438	4-31	.129	51-69	.739	96	188	284	4.7	83	144-1	40	36	11	223	3.7
Duckworth	14	122	18-45	.400	0-0	.000	9-14	.643	13	18	31	2.2	6	27-0	5	4	3	45	3.2
McKenzie	6	42	7-28	.250	1-2	.500	2-2	1.000	2	5	7	1.1	1	9-0	1	3	0	17	2.8
Brittain	6	29	4-9	.444	0-0	.000	1-2	.500	2	2	4	0.7	2	3-0	1	2	0	9	1.5
SPURS	**82**		**3532-7456**	**.474**	**117-403**	**.290**	**1701-2292**	**.742**	**1285**	**2347**	**3632**	**44.3**	**2220**	**1930-12**	**786**	**1406**	**325**	**8882**	**108.3**
OPPONENTS	**82**		**3704-7310**	**.507**	**106-379**	**.280**	**1786-2364**	**.756**	**1100**	**2461**	**3561**	**43.4**	**2375**	**1844-16**	**699**	**1417**	**463**	**9300**	**113.1**

28-54 (SIXTH IN MIDWEST DIVISION)

DATE	OPPONENT	W-L	SCORE	REC.	ATT.	HI-SCORER	HI-REBOUNDER
OCTOBER RECORD:		**0-1 (ROAD: 0-1)**					
10-31	@ Denver	L	104-134	0-1	14,835	16-Dawkins	6-Corbin
NOVEMBER RECORD:		**5-9 (HOME: 3-2, ROAD: 2-7)**					
11-1	DALLAS	W	108-105	1-1	13,340	23-Mitchell	11-Greenwood
11-4	@ Chicago	L	104-111	1-2	12,282	34-Mitchell	7-Robertson
11-5	@ New Jersey	W	112-103	2-2	6,799	25-Dawkins	11-Greenwood/Thompson
11-7	@ Philadelphia	L	97-114	2-3	12,564	24-Mitchell	9-Gilmore
11-8	@ Indiana	L	97-130	2-4	14,365	22-Thompson	8-Greenwood/Thompson
11-11	@ Houston	L	96-116	2-5	16,016	17-Robertson	10-Gilmore
11-13	CLEVELAND	W	115-102	3-5	5,335	23-Thompson	17-Greenwood
11-15	PHOENIX	L	109-116	3-6	6,640	31-Mitchell	9-Greenwood
11-19	LA LAKERS	L	108-117	3-7	10,581	34-Robertson	10-Robertson
11-21	@ Portland	L	114-127	3-8	12,666	34-Robertson	9-Thompson
11-22	@ LA Clippers	W	109-102	4-8	4,831	30-Robertson	10-Greenwood
11-25	NEW JERSEY	W	117-99	5-8	5,511	21-Robertson	8-Gilmore
11-28	@ Boston	L	96-111	5-9	14,890	30-Robertson	15-Greenwood
11-29	@ Washington	L	103-116	5-10	9,549	19-Robertson/Gilmore	9-Gilmore
DECEMBER RECORD:		**3-12 (HOME: 3-4, ROAD: 0-8)**					
12-2	@ Cleveland	L	105-115	5-11	6,473	23-Corbin	7-Greenwood/Gilmore
12-4	SEATTLE	L	102-109	5-12	5,893	23-Robertson	22-Greenwood
12-6	CHICAGO	W	106-97	6-12	11,939	30-Robertson	7-Gilmore/Thompson
12-9	PORTLAND	L	104-120	6-13	5,362	21-Thompson/Corbin	9-Thompson/Corbin
12-11	@ Seattle	L	107-113	6-14	5,056	19-Dawkins	15-Greenwood
12-13	GOLDEN STATE	L	102-117	6-15	6,486	21-Thompson	12-Thompson
12-16	@ Dallas	L	98-101	6-16	17,007	22-Robertson	15-Greenwood
12-17	PHOENIX	W	94-81	7-16	4,754	22-Sundvold	10-Thompson
12-19	@ Detroit	L	84-114	7-17	11,660	13-Greenwd/Sundvold	9-Gilmore
12-20	@ Atlanta	L	96-111	7-18	11,570	17-Thompson	9-Greenwood
12-22	@ New York	L	99-103	7-19	9,807	26-Dawkins	13-Gilmore
12-23	@ Milwaukee	L	108-110	7-20	11,052	25-Robertson	10-Greenwood/Thompson
12-27	DENVER	L	106-108	7-21	10,723	24-Gilmore	18-Greenwood
12-29	@ Utah	L	101-109	7-22	12,212	19-Dawkins	11-Greenwood
12-30	UTAH	W	115-109	8-22	6,465	29-Thompson	8-Robertson
JANUARY RECORD:		**7-7 (HOME: 4-3, ROAD: 3-4)**					
1-3	DALLAS	L	89-106	8-23	12,858	14-Berry	9-Greenwood/Robertson
1-6	INDIANA	L	99-101	8-24	5,407	24-Mitchell/Dawkins	9-Greenwood
1-7	@ Dallas	L	103-108	8-25	17,007	25-Robertson	13-Greenwood
1-9	@ Phoenix	W	115-100	9-25	12,625	25-Robertson	13-Greenwood
1-11	@ LA Lakers	L	109-111	9-26	15,794	20-Robertson/Sundvold	9-Greenwood
1-13	@ Golden State	L	109-111	9-27	8,546	20-Jones	14-Thompson
1-14	@ Seattle	L	104-130	9-28	5,068	24-Berry	13-Berry
1-17	UTAH	W	102-91	10-28	6,071	27-Robertson	25-Gilmore
1-19	LA CLIPPERS	W	113-106	11-28	5,428	27-Robertson	11-Berry
1-21	HOUSTON	L	91-111	11-29	11,256	20-Berry	9-Robertson
1-24	NEW YORK	W	108-101	12-29	9,149	31-Greenwood	15-Greenwood
1-27	DETROIT	W	118-107	13-29	5,841	22-Sundvold	7-Gilmore
1-29	@ Sacramento	W	113-107	14-29	10,333	24-Berry	11-Greenwood
1-30	@ LA Clippers	W	124-120 (OT)	15-29	6,590	25-Robertson	15-Greenwood
FEBRUARY RECORD:		**6-7 (HOME: 6-4, ROAD: 0-3)**					
2-1	MILWAUKEE	W	120-116	16-29	7,301	28-Robertson	17-Gilmore
2-3	GOLDEN STATE	W	111-103	17-29	5,926	24-Gilmore	23-Greenwood
2-5	SEATTLE	W	117-111	18-29	7,548	25-Sundvold	18-Greenwood
2-10	@ Houston	L	92-115	18-30	16,016	16-Berry/Sund/Dawk	10-Greenwood
2-11	WASHINGTON	L	108-133	18-31	6,857	24-Berry	10-Berry
2-13	LA CLIPPERS	L	96-110	18-32	7,506	29-Robertson	13-Greenwood
2-14	@ Utah	L	95-108	18-33	12,212	18-Berry	11-Berry
2-17	DENVER	W	131-126 (OT)	19-33	5,607	23-Robertson	13-Gilmore
2-20	@ Dallas	L	107-122	19-34	17,007	24-Sundvold	9-Robertson
2-21	BOSTON	L	113-121	19-35	15,786	29-Berry	15-Greenwood
2-24	SACRAMENTO	L	106-112	19-36	7,306	25-Mitchell	8-Berry
2-26	PHILADELPHIA	W	96-94	20-36	11,947	23-Berry/Robertson	7-Gilmore
2-28	DALLAS	W	123-98	21-36	10,919	30-Robertson	12-Greenwood
MARCH RECORD:		**5-10 (HOME: 3-3, ROAD: 2-7)**					
3-2	HOUSTON	L	100-105	21-37	7,947	26-Robertson	11-Greenwood
3-5	@ Denver	L	104-121	21-38	9,124	15-Berry/Robertson	11-Greenwood/Gilmore
3-6	SACRAMENTO	W	130-119	22-38	5,606	27-Robertson/Mitchell	6-Greenwood/Moore
3-8	@ Golden State	L	111-137	22-39	9,914	16-Greenwood	11-Greenwood
3-10	ATLANTA	L	106-113	22-40	8,769	27-Berry	10-Greenwood
3-12	@ Houston	L	112-121	22-41	16,279	19-Sundvold	16-Nealy
3-14	PHOENIX	W	121-108	23-41	7,791	21-Berry	11-Greenwood
3-16	@ Seattle	L	111-122	23-42	5,934	24-Krystkowiak	10-Robertson
3-17	@ Sacramento	W	108-106	24-42	10,333	30-Robertson	10-Robertson
3-20	@ LA Lakers	L	115-147	24-43	17,505	26-Berry	8-Nealy
3-22	@ LA Clippers	W	116-112 (OT)	25-43	6,449	25-Moore	16-Gilmore
3-24	HOUSTON	W	103-97	26-43	8,702	24-Gilmore	15-Greenwood
3-27	@ Utah	L	133-144	26-44	12,212	23-Nealy	12-Greenwood/Nealy
3-29	PORTLAND	L	113-135	26-45	8,784	24-Berry/Sundvold	15-Gilmore
3-31	@ Denver	L	106-111	26-46	8,214	21-Moore	14-Greenwood
APRIL RECORD:		**2-8 (HOME: 2-4, ROAD: 0-4)**					
4-1	UTAH	L	104-107	26-47	7,745	21-Berry/Gilmore	12-Greenwood
4-3	DENVER	L	106-116	26-48	6,469	27-Berry	14-Greenwood
4-5	GOLDEN STATE	L	119-120 (OT)	26-49	5,838	25-Robertson	12-Greenwood
4-8	SACRAMENTO	L	110-111	26-50	5,276	20-Berry/Greenwood	13-Greenwood
4-10	@ LA Lakers	L	121-131	26-51	17,505	24-Krystkowiak	16-Greenwood
4-11	@ Phoenix	L	116-136	26-52	10,595	22-Gilmore/Dawkins	10-Nealy
4-13	@ Sacramento	L	118-123	26-53	10,333	27-Berry/Greenwood	14-Berry
4-15	PORTLAND	W	123-112	27-53	6,827	27-Berry	12-Greenwood
4-17	LA LAKERS	W	115-103	28-53	12,872	23-Greenwood	15-Nealy
4-19	@ Portland	L	134-144	28-54	12,666	28-Dawkins	8-Gilmore



Johnny Dawkins

RECORD

31-51 (23-18 home: 8-33 road)
Fifth in Midwest Division

HONORS

Alvin Robertson, All-Defensive Second Team
Alvin Robertson, NBA All-Star
Greg Anderson, NBA All-Rookie Team

PLAYOFFS

Lost to Los Angeles, First Round, 3-0

SPURS LEADERS

Scoring: Alvin Robertson 19.6 ppg
Rebounding: Frank Brickowski 6.9 rpg
Assists: Johnny Dawkins 7.4 apg

Head Coach: Bob Weiss
Assistant: Lee Rose

1987–88 SEASON NOTES

- The biggest day of the season occurred during the summer and happened off the court … on 6/22 the Spurs used the number one pick in the 1987 NBA Draft to select David Robinson of the Naval Academy … on the same day the Spurs shipped aging center Artis Gilmore to Chicago in exchange for a second-round selection in the 1988 Draft.

- Robinson signed a contract with the Spurs on 11/6 and – before beginning his two-year tour with the Navy – the Admiral witnessed the Spurs lose to the defending NBA Champion Lakers 133-124.

- The Spurs paid tribute to George Gervin on 12/5 as his #44 jersey was retired by the franchise, joining James Silas as the second player in Spurs history to have his number retired.

1987–88 SPURS FINAL STATISTICS (31-51)

					3-POINT				REBOUNDING									SCORING	
PLAYER	G	MIN	FGM-FGA	PCT.	FGM-FGA	PCT.	FTM-FTA	PCT.	OFF	DEF	TOT	AVG.	AST	PF-DQ	STL	TO	BLK	PTS	AVG.
Robertson	82	2978	655-1408	.465	27-95	.284	273-365	.748	165	333	498	6.1	557	300-4	243	251	69	1610	19.6
Berry	73	1922	540-960	.563	0-0	.000	192-320	.600	176	219	395	5.4	110	207-2	55	162	63	1272	17.4
Brickowski	70	2227	425-805	.528	1-5	.200	268-349	.768	167	316	483	6.9	266	275-11	74	207	36	1119	16.0
Dawkins	65	2179	405-835	.485	19-61	.311	198-221	.896	66	138	204	3.1	480	95-0	88	154	2	1027	15.8
Mitchell	68	1501	378-784	.482	3-12	.250	160-194	.825	54	144	198	2.9	68	101-0	31	52	13	919	13.5
Anderson	82	1984	379-756	.501	1-5	.200	198-328	.604	161	352	513	6.3	79	228-1	54	143	122	957	11.7
Wood	38	830	120-282	.426	43-108	.398	69-91	.758	16	35	51	1.3	155	44-0	22	34	1	352	9.3
Greenwood	45	1236	151-328	.460	0-2	.000	83-111	.748	92	208	300	6.7	97	134-2	33	74	22	385	8.6
Sundvold	52	1024	176-379	.464	26-64	.406	43-48	.896	14	34	48	0.9	183	54-0	27	57	2	421	8.1
Gudmundsson	69	1017	139-280	.496	0-1	.000	117-145	.807	93	230	323	4.7	86	197-5	18	103	61	395	5.7
Wilson	18	373	36-99	.364	9-25	.360	23-29	.793	1	25	26	1.4	63	34-0	17	21	3	104	5.8
Davis	16	187	42-97	.433	1-15	.067	7-10	.700	15	23	38	2.4	17	25-0	0	13	3	92	5.8
Myers	22	328	43-95	.453	0-4	.000	26-39	.667	11	26	37	1.7	48	30-0	17	33	6	112	5.1
Nimphius	72	919	128-257	.498	0-1	.000	60-83	.723	62	91	153	2.1	53	141-2	22	49	56	316	4.4
Rellford	4	42	5-8	.625	0-0	.000	6-8	.750	2	5	7	1.8	1	3-0	0	4	3	16	4.0
Zevenbergen	8	58	15-27	.556	0-0	.000	0-2	.000	4	9	13	1.6	3	12-0	3	4	1	30	3.8
Blackwell	10	112	15-41	.366	2-11	.182	5-6	.833	2	4	6	0.6	18	16-0	3	8	0	37	3.7
Nealy	68	837	50-109	.459	1-2	.500	41-63	.651	82	140	222	3.3	49	94-0	29	27	5	142	2.1
Moore	4	51	4-9	.444	0-1	.000	0-0	.000	1	3	4	1.0	11	1-0	3	4	0	8	2.0
SPURS	**82**		**3706-7559**	**.490**	**133-412**	**.323**	**1769-2412**	**.733**	**1184**	**2335**	**3519**	**42.9**	**2344**	**1991-27**	**739**	**1418**	**468**	**9314**	**113.6**
OPPONENTS	**82**		**3851-7678**	**.502**	**157-450**	**.349**	**1855-2390**	**.776**	**1292**	**2513**	**3805**	**46.4**	**2470**	**1969-13**	**690**	**1427**	**537**	**9714**	**118.5**

31-51 (FIFTH IN MIDWEST DIVISION)

DATE	OPPONENT	W-L	SCORE	REC.	ATT.	HI-SCORER	HI-REBOUNDER
NOVEMBER RECORD:		**5-8 (HOME: 4-1, ROAD: 1-7)**					
11-6	@ Houston	L	102-108	0-1	16,611	21-Dawkins	9-Berry
11-7	DALLAS	W	130-106	1-1	14,172	30-Robertson	7-Brickowski/Nealy
11-10	LA LAKERS	L	124-133	1-2	13,751	28-Berry	11-Greenwood
11-12	SEATTLE	W	123-118	2-2	6,399	28-Dawkins	8-Brickowski/Anderson
11-14	@ Phoenix	L	113-124	2-3	9,686	22-Dawkins	7-Roberts/Gudmundsson
11-15	@ LA Lakers	L	130-147	2-4	17,505	23-Greenwood	8-Greenwood/Robertson
11-17	LA CLIPPERS	W	122-121 (OT)	3-4	8,892	24-Anderson	9-Anderson
11-20	@ Denver	L	142-156	3-5	8,831	31-Anderson	9-Gudmundsson
11-21	UTAH	W	120-119	4-5	7,459	22-Berry	8-Greenwood/Brickowski
11-23	@ New York	W	117-112	5-5	10,124	26-Dawkins	11-Berry
11-25	@ Indiana	L	122-133	5-6	10,655	22-Brickowski	13-Anderson
11-27	@ Detroit	L	111-143	5-7	30,743	18-Gudmundsson	9-Gudmundsson
11-28	@ Atlanta	L	100-124	5-8	12.215	21-Gudmundsson	11-Gudmundsson
DECEMBER RECORD:		**8-4 (HOME: 7-0, ROAD: 1-4)**					
12-2	HOUSTON	W	97-93	6-8	8,025	20-Dawkins	15-Brickowski
12-5	CHICAGO	W	110-101	7-8	15,786	20-Dawkins	12-Brickowski
12-8	UTAH	W	105-100	8-8	5,263	27-Brickowski	13-Greenwood
12-12	PHOENIX	W	129-110	9-8	7,262	30-Robertson	13-Gudmundsson
12-15	@ New Jersey	L	95-104	9-9	8,010	29-Brickowski	15-Brickowski
12-16	@ Philadelphia	L	102-114	9-10	9,278	24-Wood	14-Gudmundsson
12-18	DENVER	W	133-114	10-10	7,401	30-Berry	15-Brickowski
12-20	@ Portland	L	126-148	10-11	12,666	27-Wood	9-Berry
12-22	@ Sacramento	L	96-120	10-12	10,333	29-Robertson	6-Berry/Anderson
12-23	@ LA Clippers	W	111-97	11-12	7,763	31-Robertson	15-Greenwood
12-26	GOLDEN STATE	W	105-96	12-12	10,632	24-Robertson	12-Greenwood
12-30	SACRAMENTO	W	140-108	13-12	7,294	25-Dawkins	9-Greenwood
JANUARY RECORD:		**4-10 (HOME: 3-5, ROAD: 1-5)**					
1-2	DALLAS	L	109-116	13-13	12,426	28-Berry	13-Berry
1-4	@ LA Lakers	L	115-133	13-14	17,505	20-Robertson	9-Greenwood
1-5	@ Golden State	L	119-129	13-15	5,981	35-Robertson	9-Berry
1-7	@ Sacramento	W	124-119	14-15	10,333	30-Dawkins	9-Brickowski/Anderson
1-9	@ Seattle	L	133-141	14-16	11,565	37-Robertson	13-Anderson
1-13	ATLANTA	L	110-120	14-17	10,183	28-Berry	15-Gudmundsson
1-14	INDIANA	L	108-112	14-18	6,841	25-Robertson	11-Gudmundsson
1-15	PORTLAND	L	120-121	14-19	9,523	21-Brickowski/Wood	12-Brickowski/Nealy
1-19	MILWAUKEE	W	110-104	15-19	6,133	26-Brickowski	9-Greenwood/Robertson
1-22	@ Utah	L	106-119	15-20	12,212	24-Wood	15-Brickowski
1-23	LA CLIPPERS	W	106-100	16-20	7,369	25-Mitchell	10-Robertson
1-26	@ Dallas	L	111-125	16-21	17,007	21-Robertson	7-Anderson
1-27	CLEVELAND	L	102-112	16-22	5,940	27-Berry	10-Berry
1-30	SEATTLE	W	112-132 (OT)	17-22	8,319	23-Robertson	14-Anderson
FEBRUARY RECORD:		**4-9 (HOME: 3-5, ROAD: 1-4)**					
2-2	NEW JERSEY	W	118-106	18-22	5,400	28-Berry	10-Berry/Brickowski
2-4	DENVER	L	123-129	18-23	5,587	29-Robertson	12-Brickowski
2-9	@ Denver	L	108-136	18-24	8,492	25-Dawkins	7-Brickowski
2-10	BOSTON	L	120-136	18-25	15,770	32-Robertson	10-Brickowski
2-12	LA LAKERS	L	132-133	18-26	5,770	28-Robertson/Brick	9-Robertson
2-15	GOLDEN STATE	L	122-126	18-27	5,484	31-Berry	14-Robertson
2-18	@ Phoenix	W	122-114	19-27	10,086	31-Robertson	9-Brickowski
2-19	WASHINGTON	L	102-106	19-28	5,147	26-Brickowski	10-Nealy
2-21	@ Portland	L	112-117	19-29	12,666	27-Mitchell	14-Greenwood
2-22	@ Golden State	L	111-123	19-30	7,992	29-Anderson	21-Anderson
2-24	PHILADELPHIA	W	123-121 (OT)	20-30	6,766	23-Robertson	10-Anderson/Brickowski
2-26	HOUSTON	W	111-107	21-30	11,056	30-Berry	12-Anderson
2-28	@ Houston	L	95-108	21-31	16,611	16-Berry	10-Anderson
MARCH RECORD:		**5-12 (HOME: 4-4, ROAD: 1-8)**					
3-1	PHOENIX	W	114-109	22-31	5,151	29-Berry	13-Anderson
3-4	SACRAMENTO	L	132-134	22-32	6,347	28-Mitchell	7-Berry
3-5	@ Utah	L	106-125	22-33	12,444	23-Mitchell	6-Gud/Mitchell/Greenwood
3-6	@ Milwaukee	L	101-119	22-34	11,062	23-Robertson	10-Brickowski
3-9	@ Boston	L	118-119	22-35	14,890	20-Mitchell	8-Gudmundsson
3-11	@ Cleveland	L	107-117	22-36	12,294	20-Berry	8-Anderson/Brickowski
3-12	@ Chicago	L	92-112	22-37	18,368	29-Berry	8-Dawkins
3-14	@ Washington	L	106-112	22-38	5,236	22-Berry	8-Anderson
3-16	LA CLIPPERS	W	113-110	23-38	5,066	31-Mitchell	12-Anderson
3-18	SEATTLE	L	110-118 (OT)	23-39	7,353	29-Mitchell	9-Anderson
3-19	UTAH	W	113-110	24-39	6,351	25-Nimphius	12-Robertson
3-21	NEW YORK	L	133-121	24-40	5,802	27-Berry	8-Brick/Robertson/Nealy
3-22	@ Denver	L	109-136	24-41	10,746	24-Sundvold	7-Anderson/Robertson
3-25	DETROIT	W	107-106	25-41	8,596	25-Sundvold	13-Anderson
3-26	@ Dallas	L	112-131	25-42	17,007	26-Dawkins	9-Anderson
3-29	PORTLAND	L	113-136	25-43	7,842	25-Robertson	9-Berry
3-31	@ Seattle	W	117-115	26-43	9,210	21-Robertson	11-Anderson
APRIL RECORD:		**5-8 (HOME: 2-3, ROAD: 3-5)**					
4-1	@ LA Clippers	W	106-91	27-43	8,966	28-Brickowski	9-Brickowski/Anderson
4-3	@ Portland	L	107-110	27-44	12,606	22-Mitchell	13-Anderson
4-5	@ Golden State	W	117-104	28-44	8,263	26-Robertson	9-Anderson
4-6	@ Sacramento	L	108-115	28-45	10,333	23-Robertson	9-Berry
4-8	DENVER	L	124-129	28-46	6,697	36-Mitchell	13-Robertson
4-12	HOUSTON	W	127-119	29-46	6,673	34-Brickowski	15-Brickowski
4-13	@ Phoenix	L	118-123	29-47	10,822	31-Berry	9-Berry
4-15	SACRAMENTO	W	118-112	30-47	5,049	25-Sundvold	8-Anderson
4-16	@ Utah	L	82-107	30-48	12,444	14-Mitchell/Nimphius	9-Gudmundsson
4-19	LA LAKERS	L	126-133	30-49	12,456	40-Robertson	10-Anderson
4-21	@ Houston	W	117-116	31-49	16,611	24-Robertson	11-Gudmundsson
4-22	@ Dallas	L	96-127	31-50	17,007	20-Robertson	10-Gudmundsson
4-24	DALLAS	L	109-119	31-51	7,297	28-Anderson	11-Anderson



Willie Anderson

RECORD

21-61 (18-23 home: 3-38 road)
Fifth in Midwest Division

HONORS

Willie Anderson, NBA All-Rookie First Team

PLAYOFFS

None

SPURS LEADERS

Scoring: Willie Anderson 18.6 ppg
Rebounding: Greg Anderson 8.2 rpg
Assists: Johnny Dawkins 7.0 apg

Head Coach: Larry Brown
Assistants: Gregg Popovich, R.C. Buford, Alvin Gentry & Ed Manning

1988–89 SEASON NOTES

- On 5/28 Red McCombs became full owner of the Spurs, purchasing the team from his fellow investors for $47 million … one of McCombs first moves was to fire Bob Weiss and hire Larry Brown as head coach.
- The Spurs finished the season with a 21-61 record … the Spurs were just 3-38 on the road during the year and set a club record with 20-straight losses on the road.
- A total of 22 players suited up for the Spurs during the season and Greg Anderson was the only player to appear in all 82 games for the Spurs.
- Rookie Willie Anderson was one of the few bright spots for San Antonio … he was named to the NBA All-Rookie First Team and he became the first Spur rookie ever to lead the team in scoring, averaging 18.6 points per game … Anderson was the runner-up in Rookie of the Year voting behind Mitch Richmond of the Kings.

1988–89 SPURS FINAL STATISTICS (21-61)

						3-POINT				REBOUNDING								SCORING	
PLAYER	G	GS	MIN	FGM-FGA	PCT.	FGM-FGA	PCT.	FTM-FTA	PCT.	OFF	DEF	TOT	AST	PF-DQ	STL	TO	BLK	PTS	AVG.
W. Anderson	81	79	2738	640-1285	.498	4-21	.190	224-289	.775	152	265	417	372	295-8	150	261	62	1508	18.6
Robertson	65	65	2287	465-962	.483	9-45	.200	183-253	.723	157	227	384	393	259-6	197	231	36	1122	17.3
Dawkins	32	30	1083	177-400	.443	0-4	.000	100-112	.893	32	69	101	224	64-0	55	111	0	454	14.2
G. Anderson	82	56	2401	460-914	.503	0-3	.000	207-403	.514	255	421	676	61	221-2	102	180	103	1127	13.7
Brickowski	64	60	1822	337-654	.515	0-2	.000	201-281	.715	148	258	406	131	252-10	102	165	35	875	13.7
Maxwell	79	36	2065	357-827	.432	32-129	.248	181-243	.745	49	153	202	301	136-0	86	178	8	927	11.7
Cook	36	0	757	147-315	.467	6-31	.194	46-56	.821	21	38	59	84	77-0	43	62	4	346	9.6
Vincent	24	3	551	91-219	.416	0-1	.000	35-51	.686	36	56	92	22	52-0	5	37	3	217	9.0
Bowie	18	5	438	72-144	.500	1-5	.200	10-15	.667	25	31	56	29	43-1	18	22	4	155	8.6
Natt	10	0	185	25-66	.379	0-0	.000	35-48	.729	16	16	32	11	19-0	2	19	2	85	8.5
Greenwood	38	15	912	105-247	.425	0-0	.000	84-105	.800	92	146	238	55	123-2	30	55	24	294	7.7
King	46	11	791	141-327	.431	8-32	.250	37-48	.771	33	107	140	79	97-2	27	74	7	327	7.1
Comegys	67	10	1119	166-341	.487	0-2	.000	106-161	.658	112	122	234	30	160-2	42	85	63	438	6.5
M. Anderson	36	12	730	73-175	.417	1-7	.143	57-82	.695	44	45	89	153	64-0	44	84	3	204	5.7
Smrek	43	18	623	72-153	.471	0-0	.000	49-76	.645	42	87	129	12	102-2	13	48	58	193	4.5
Gudmundsson	5	3	70	9-25	.360	0-0	.000	3-4	.750	5	11	16	5	15-0	1	8	1	21	4.2
Jones	7	0	92	9-25	.360	0-0	.000	8-13	.615	6	10	16	7	8-0	2	7	2	26	3.7
Roth	47	3	464	52-143	.364	2-10	.200	52-76	.684	20	36	56	48	55-0	19	33	4	158	3.4
Whitehead	52	4	580	69-176	.392	0-0	.000	30-45	.667	49	80	129	17	107-1	22	22	4	168	3.2
Mitchell	2	0	33	2-9	.222	0-0	.000	1-4	.250	1	2	3	1	2-0	1	4	0	5	2.5
Smart	2	0	12	0-2	.000	0-1	.000	2-2	1.000	0	1	1	2	0-0	0	2	0	2	1.0
Stroeder	1	0	2	0-0	.000	0-0	.000	0-0	.000	0	0	0	0	2-0	0	1	0	0	0.0
SPURS	**82**			**3469-7409**	**.468**	**63-293**	**.215**	**1651-2367**	**.698**	**1295**	**2181**	**3476**	**2037**	**2153-36**	**961**	**1712**	**423**	**8652**	**105.5**
OPPONENTS	**82**			**3486-7148**	**.488**	**172-532**	**.323**	**2105-2714**	**.776**	**1256**	**2462**	**3718**	**2062**	**1938-21**	**915**	**1728**	**545**	**9249**	**112.8**

21-61 (FIFTH IN MIDWEST DIVISION)

DATE	OPPONENT	W-L	SCORE	REC.	ATT.	HI-SCORER	HI-REBOUNDER
NOVEMBER RECORD:		**5-8 (HOME: 4-3, ROAD: 1-5)**					
11-5	LA LAKERS	W	122-107	1-0	15,861	30-Robertson/W. And.	8-Robertson
11-8	@ Houston	L	102-120	1-1	16,611	22-Dawkins	13-G. Anderson
11-9	MIAMI	W	117-93	2-1	9,226	29-W. Anderson	7-Greenwd/G. And/Dawk
11-11	@ Dallas	L	102-115	2-2	17,007	19-Cook	10-Greenwd/G. And/Robt
11-12	UTAH	L	96-105	2-3	11,889	30-Dawkins	17-G. Anderson
11-16	DETROIT	L	88-94	2-4	11,991	19-Dawkins/G. And.	13-G. Anderson
11-17	@ Denver	L	112-139	2-5	10,079	23-Dawkins	4-Grnwd/W. And/Dawk
11-19	CHARLOTTE	L	105-107	2-6	10,863	24-W. And/Robertson	13-G. Anderson
11-23	ATLANTA	W	119-109	3-6	11,874	22-W. And/G. And/Rob	12-G. Anderson
11-25	@ Utah	L	95-115	3-7	12.444	24-G. Anderson	9-G. Anderson
11-26	PHOENIX	W	117-104	4-7	10,583	34-Robertson	11-G. Anderson/Robertson
11-29	@ Atlanta	L	104-120	4-8	13,133	26-G. Anderson	17-G. Anderson
11-30	@ Miami	W	105-101	5-8	14,298	27-Robertson	8-Robertson/Brickowski
DECEMBER RECORD:		**2-12 (HOME: 2-5, ROAD: 0-7)**					
12-3	NEW YORK	W	122-109	6-8	12,826	23-Robertson	8-G. Anderson
12-6	SEATTLE	L	107-112	6-9	8,557	28-Robertson	9-G. Anderson
12-8	CLEVELAND	L	95-104	6-10	9,521	19-Dawkins	10-Brickowski
12-11	@ Portland	L	123-128 (OT)	6-11	12,848	25-Brickowski	12-Brickowski
12-13	@ Sacramento	L	89-108	6-12	16,517	21-Dawkins	10-Greenwood
12-15	@ Seattle	L	107-122	6-13	9,117	27-W. Anderson	17-G. Anderson
12-17	GOLDEN STATE	L	113-123	6-14	9,162	25-W. Anderson	9-G. Anderson
12-18	@ Houston	L	109-120	6-15	16,611	29-G. Anderson	10-G. Anderson
12-20	@ Phoenix	L	110-128	6-16	9,550	14-Dawkins/G. And.	7-Robertson
12-21	SACRAMENTO	W	125-107	7-16	8,879	17-G. Anderson	9-Robertson
12-23	LA CLIPPERS	L	108-114	7-17	10,443	22-W. Anderson	11-W. Anderson
12-26	@ Miami	L	109-111	7-18	15,008	23-G. Anderson	12-Brickowski
12-27	@ Dallas	L	101-110	7-19	17,007	25-Robertson	6-W. Anderson
12-30	BOSTON	L	99-112	7-20	15,861	23-G. Anderson	8-G. Anderson
JANUARY RECORD:		**5-10 (HOME: 4-4, ROAD: 1-6)**					
1-3	DENVER	W	129-105	8-20	7,965	24-W. Anderson	17-Greenwood
1-5	PHILADELPHIA	W	119-104	9-20	10,552	36-W. Anderson	7-W. Anderson
1-7	@ Golden State	W	104-102	10-20	13,913	36-W. Anderson	12-Greenwood
1-8	@ LA Lakers	L	96-126	10-21	17,505	19-W. Anderson	8-G. Anderson
1-11	HOUSTON	L	117-122 (OT)	10-22	11.966	29-Maxwell	13-Greenwood
1-12	@ Utah	L	91-115	10-23	12,444	16-Brickowski	10-G. Anderson
1-14	PORTLAND	L	99-103	10-24	12,864	27-Robertson	12-Greenwood
1-16	@ New York	L	106-116	10-25	19,591	20-W. Anderson	12-G. Anderson
1-17	@ New Jersey	L	112-117	10-26	8,534	25-W. Anderson	9-G. And/Brick/Grnwd
1-19	@ Washington	L	112-115	10-27	6,146	30-Robertson	9-Brickowski
1-23	MIAMI	W	119-101	11-27	9,404	26-W. Anderson	7-Greenwood
1-25	UTAH	L	103-107	11-28	9,925	25-G. Anderson	10-Greenwood
1-27	@ Dallas	L	82-126	11-29	17,007	16-Brickowski/Natt	9-G. And/Brick
1-28	HOUSTON	L	91-96	11-30	15,496	23-Maxwell	8-G. Anderson
1-31	DENVER	W	117-111	12-30	8,041	26-Maxwell	13-G. Anderson
FEBRUARY RECORD:		**1-12 (HOME: 0-3, ROAD: 1-9)**					
2-3	@ LA Clippers	W	106-101	13-30	9,450	21-Maxwell	12-G. Anderson
2-4	@ Portland	L	100-137	13-31	12,848	15-G. And/W. And	12-G. Anderson
2-7	@ Sacramento	L	99-114	13-32	16,517	26-W. Anderson	7-G. Anderson/Brickowski
2-9	CHICAGO	L	103-108	13-33	15,861	19-Brick/W. And/Max	9-Brickowski
2-14	@ Seattle	L	113-129	13-34	11,506	18-W. Anderson	7-G. Anderson
2-15	@ Golden State	L	96-133	13-35	13,941	21-M-Anderson	9-Brickowski
2-18	@ Utah	L	93-107	13-36	12,444	22-Brickowski	9-Comegys
2-20	DALLAS	L	93-105	13-37	9,326	24-Brickowski	8-King
2-22	GOLDEN STATE	L	107-118	13-38	9,427	26-Brickowski	18-G. Anderson
2-24	@ Indiana	L	93-112	13-39	10,306	22-Maxwell	9-G. And/Comegys
2-25	@ Charlotte	L	113-124	13-40	23,388	28-W. Anderson	10-Brickowski
2-27	@ Milwaukee	L	96-105	13-41	14,862	22-Brickowski	10-G. Anderson
2-28	@ Chicago	L	102-121	13-42	17,416	22-W. Anderson	8-W. Anderson
MARCH RECORD:		**6-10 (HOME: 6-2, ROAD: 0-8)**					
3-2	@ Cleveland	L	84-112	13-43	17,996	16-G. And/Comegys	7-G. Anderson
3-4	DENVER	W	106-89	14-43	11,940	24-Brickowski	9-Comegys/Brickowski
3-7	PORTLAND	L	103-116	14-44	8,592	27-Brickowski	8-W. Anderson
3-9	NEW JERSEY	W	112-98	15-44	10,484	29-Robertson	10-G. Anderson
3-11	DALLAS	W	97-90	16-44	12,748	20-W. Anderson	9-G. Anderson
3-13	LA CLIPPERS	L	103-115	16-45	9,402	20-W. Anderson	7-Comegys/G. And.
3-15	MILWAUKEE	W	110-108	17-45	8,778	25-W. Anderson	11-G. Anderson
3-16	@ Denver	L	102-119	17-46	12,083	19-Maxwell	11-Vincent/Smrek
3-18	UTAH	W	114-98	18-46	13,228	27-Robertson	11-Robertson
3-20	@ Boston	L	108-119	18-47	14,890	20-Brickowski	9-Brickowski/Smrek
3-22	@ Detroit	L	94-115	18-48	21.454	20-Brickowski	7-Brickowski
3-24	@ Philadelphia	L	122-135	18-49	13,128	26-Brickowski	6-Brickowski
3-25	@ Miami	L	105-107	18-50	14,298	30-W. Anderson	10-Robertson
3-28	WASHINGTON	W	130-114	19-50	10,139	29-W. Anderson	10-G. Anderson
3-30	@ LA Lakers	L	98-138	19-51	17,505	17-W. Anderson	11- G. Anderson
3-31	@ LA Clippers	L	106-109	19-52	10,599	24-W. And/Robertson	15-Brickowski
APRIL RECORD:		**2-9 (HOME: 2-6, ROAD: 0-3)**					
4-4	MIAMI	W	109-87	20-52	9,736	22-W. Anderson	12-G. Anderson
4-6	SACRAMENTO	W	122-116	21-52	10,859	28-Maxwell	9-Robertson
4-8	INDIANA	L	126-128 (OT)	21-53	11,045	31-W. Anderson	10-Robertson
4-10	SEATTLE	L	89-102	21-54	12,448	22-W. Anderson	8-Robertson
4-12	LA LAKERS	L	100-107	21-55	15,861	22-Maxwell	7-W. Anderson
4-14	DALLAS	L	110-118	21-56	10,720	24-Robertson	9-Robertson
4-15	@ Phoenix	L	91-137	21-57	14,471	23-Robertson	10-G. Anderson
4-17	@ Houston	L	91-99	21-58	16,611	20-Vincent	8-G. And/Whitehead
4-19	HOUSTON	L	84-99	21-59	12,176	18-Robertson	8-G. Anderson
4-20	@ Denver	L	113-136	21-60	13,163	24-Bowie	9-G. Anderson
4-22	PHOENIX	L	111-121	21-61	12,995	24-W. Anderson	8-W. Anderson



David Robinson

RECORD

56-26 (34-7 home: 22-19 road)
First in Midwest Division

HONORS

David Robinson, NBA Rookie of the Year
David Robinson, IBM Award
David Robinson, All-NBA Third Team
David Robinson, All-Defensive Second Team
David Robinson, NBA All-Star
David Robinson, NBA All-Rookie First Team
Sean Elliott, NBA All-Rookie Second Team
Bob Bass, NBA Executive of the Year

PLAYOFFS

Defeated Denver, First Round, 3-0
Lost to Portland,
Western Conference Semifinals, 4-3

SPURS LEADERS

Scoring: David Robinson 24.3 ppg
Rebounding: David Robinson 12.0 rpg
Assists: Rod Strickland 8.0 apg

Head Coach: Larry Brown
Assistants: Gregg Popovich, R.C. Buford & Alvin Gentry

1989–90 SEASON NOTES

- The Spurs made several moves during the off-season and assembled a new-look team for the 1989–90 season … on 5/28 the Spurs obtained All-Star forward Terry Cummings from Milwaukee in exchange for Alvin Robertson … in the 1989 NBA Draft the Spurs selected forward Sean Elliott with the third overall choice … and on 8/28 the Spurs sent Johnny Dawkins and Jay Vincent to the Sixers in exchange for Maurice Cheeks, David Wingate and Christian Welp … in addition, Caldwell Jones and Zarko Paspalj were signed as free agents … of course the biggest addition was David Robinson, who completed his two-year Navy commitment … in all, nine new faces were on the Spurs 1989-90 roster.

- All the moves worked as the Spurs set what was an NBA record at the time for the biggest turnaround between two seasons, increasing their win total by 35 over the 1988-89 campaign (56 wins vs. 21 in '88–89).

- David Robinson was named the NBA Rookie of the Month each month of the season.

- The Spurs made one final big move during the season, sending Mo Cheeks to the Knicks in exchange for Rod Strickland on 2/21 … on the same day the Spurs traded guard Vernon Maxwell to the Rockets for cash.

1989–90 SPURS FINAL STATISTICS (56-26)

						3-POINT				REBOUNDING								SCORING	
PLAYER	G	GS	MIN	FGM-FGA	PCT.	FGM-FGA	PCT.	FTM-FTA	PCT.	OFF	DEF	TOT	AST	PF-DQ	STL	TO	BLK	PTS	AVG.
Robinson	82	81	3002	690-1300	.531	0-2	.000	613-837	.732	303	680	983	164	259-3	138	257	319	1993	24.3
Cummings	81	78	2821	728-1532	.475	19-59	.322	343-440	.780	226	451	677	219	286-1	110	202	52	1818	22.4
Anderson	82	81	2788	532-1082	.492	7-26	.269	217-290	.748	115	257	372	364	252-3	111	198	58	1288	15.7
Strickland	31	24	1121	173-370	.468	2-9	.222	91-148	.615	47	86	133	249	89-3	57	85	6	439	14.2
Cheeks	50	49	1766	215-450	.478	1-9	.111	114-137	.832	39	128	167	302	46-0	82	85	5	545	10.9
Elliott	81	69	2032	311-647	.481	1-9	.111	187-216	.866	127	170	297	154	172-0	45	112	14	810	10.0
Maxwell	49	2	1118	133-306	.435	15-52	.288	59-95	.621	35	106	141	146	79-0	42	71	5	340	6.9
Wingate	78	2	1856	220-491	.448	0-13	.000	87-112	.777	62	133	195	208	154-2	89	127	18	527	6.8
Brickowski	78	12	1438	211-387	.545	0-2	.000	95-141	.674	89	238	327	105	226-4	66	93	37	517	6.6
Williams	10	0	68	19-42	.452	0-5	.000	4-6	.667	3	5	8	5	16-0	1	4	3	42	4.2
Paspalj	28	1	181	27-79	.342	0-1	.000	18-22	.818	15	15	30	10	37-0	3	21	7	72	2.6
Jones	72	2	885	67-144	.465	1-5	.200	38-54	.704	76	154	230	20	146-2	20	48	27	173	2.4
Moore	53	8	516	47-126	.373	8-34	.235	16-27	.593	16	36	52	82	55-0	32	39	3	118	2.2
Blab	7	0	50	6-11	.545	0-0	.000	3-6	.500	1	8	9	1	9-0	0	5	0	15	2.1
Lebo	4	0	32	2-7	.286	0-0	.000	2-2	1.000	2	2	4	3	7-0	2	1	0	6	1.5
Welp	13	1	56	7-23	.304	0-0	.000	1-2	.500	7	5	12	5	21-0	1	6	0	15	1.2
SPURS	**82**			**3388-6997**	**.484**	**54-226**	**.239**	**1888-2535**	**.745**	**1163**	**2474**	**3637**	**2037**	**1854-18**	**799**	**1399**	**554**	**8718**	**106.3**
OPPONENTS	**82**			**3269-7090**	**.461**	**231-624**	**.370**	**1663-2169**	**.767**	**1125**	**2241**	**3366**	**1967**	**1919-20**	**760**	**1420**	**416**	**8432**	**102.8**

56-26 (FIRST IN MIDWEST DIVISION)

DATE	OPPONENT	W-L	SCORE	REC.	ATT.	HI-SCORER	HI-REBOUNDER
NOVEMBER RECORD:		**8-5 (HOME: 5-1, ROAD: 3-4)**					
11-4	LA LAKERS	W	106-98	1-0	15,868	23-Robinson	17-Robinson
11-6	PORTLAND	L	104-108	1-1	14,278	21-Cummings	18-Robinson
11-10	@ Utah	L	92-106	1-2	12,616	27-Robinson	13-Robinson
11-11	DENVER	W	122-108	2-2	15,198	28-Robinson	11-Robinson
11-14	@ Milwaukee	L	97-108	2-3	14,120	22-Anderson	8-Anderson
11-15	@ Minnesota	W	86-76	3-3	20,382	22-Cummings	13-Robinson
11-17	@ Philadelphia	L	101-108	3-4	18,168	20-Robinson	14-Robinson
11-18	@ New Jersey	W	110-95	4-4	13,269	23-Robinson	15-Robinson
11-21	PHOENIX	W	107-98	5-4	13,726	20-Robinson	15-Robinson
11-24	@ LA Clippers	W	90-89	6-4	13,916	22-Elliott	12-Anderson
11-26	@ LA Lakers	L	112-132	6-5	17,505	25-Robinson	6-Cummings/Robinson
11-28	SEATTLE	W	117-104	7-5	12,113	32-Cummings	12-Robinson
11-30	DALLAS	W	93-89	8-5	12,110	20-Cummings	17-Robinson
DECEMBER RECORD:		**11-2 (HOME: 7-0, ROAD: 4-2)**					
12-2	CHARLOTTE	W	118-110	9-5	13,371	32-Robinson	18-Robinson
12-6	GOLDEN STATE	W	121-119	10-5	10,588	28-Robinson	12-Cummings/Robinson
12-8	@ Dallas	W	99-93	11-5	17,007	29-Robinson	14-Robinson
12-9	NEW JERSEY	W	109-92	12-5	14,930	26-Robinson	8-Cummings
12-12	@ Atlanta	L	94-102	12-6	12,760	18-Cummings/Cheeks	7-Brickowski
12-14	HOUSTON	W	104-100	13-6	15,353	26-Cummings	10-Elliott
12-16	ORLANDO	W	125-116	14-6	12,159	29-Cummings	16-Robinson
12-20	SACRAMENTO	W	103-100	15-6	12,457	26-Cummings/Rob	15-Robinson
12-22	@ Phoenix	W	119-115	16-6	14,487	29-Cummings	11-Robinson
12-23	UTAH	W	115-98	17-6	15,910	28-Cummings	8-Robinson
12-26	@ Charlotte	W	107-82	18-6	23,901	32-Cummings	14-Robinson
12-27	@ Washington	W	107-97	19-6	13,522	34-Robinson	10-Cummings
12-29	@ Chicago	L	97-101	19-7	18,676	26-Cummings	13-Robinson
JANUARY RECORD:		**10-6 (HOME: 7-0, ROAD: 3-6)**					
1-3	PHILADELPHIA	W	103-94	20-7	15,543	22-Cummings/Rob	13-Robinson
1-6	MINNESOTA	W	109-96	21-7	15,910	22-Cummings/Rob	11-Cummings
1-8	@ Orlando	L	102-111	21-8	15,077	32-Robinson	10-Robinson
1-9	@ Miami	W	107-102	22-8	15,008	31-Cummings	12-Robinson
1-12	@ Boston	W	97-90	23-8	14,890	21-Anderson	10-Robinson
1-13	@ New York	L	101-107	23-9	18,212	27-Cummings/Rob	10-Cummings
1-15	@ Cleveland	L	89-92	23-10	17,657	28-Robinson	12-Cummings
1-17	NEW YORK	W	101-97	24-10	15,910	26-Anderson	10-Cummings
1-19	CLEVELAND	W	104-101	25-10	15,910	32-Robinson	12-Robinson
1-20	@ Denver	L	99-126	25-11	15,817	24-Robinson	14-Brickowski
1-22	WASHINGTON	W	124-115	26-11	13,244	28-Robinson	15-Robinson
1-24	LA CLIPPERS	W	106-98	27-11	12,801	31-Cummings	15-Robinson
1-26	@ Portland	L	103-109	27-12	12,884	27-Robinson	9-Robinson
1-27	@ Seattle	L	98-109	27-13	14,519	23-Robinson	9-Cummings
1-29	@ LA Lakers	W	86-84	28-13	17,505	20-Cummings	16-Robinson
1-31	CHARLOTTE	W	129-95	29-13	13,276	52-Cummings	15-Robinson
FEBRUARY RECORD:		**8-5 (HOME: 4-3, ROAD: 4-2)**					
2-2	@ Charlotte	W	118-107	30-13	23,901	29-Cummings	15-Robinson
2-3	CHICAGO	W	112-111	31-13	15,910	33-Robinson	21-Robinson
2-6	ATLANTA	W	105-94	32-13	13,430	23-Cummings	10-Robinson
2-8	INDIANA	L	100-105	32-14	13,626	21-Robinson	12-Cummings
2-13	@ Dallas	L	96-103	32-15	17,007	22-Cummings	11-Robinson
2-14	BOSTON	L	95-106	32-16	15,910	32-Robinson	11-Robinson
2-16	UTAH	W	100-86	33-16	15,910	27-Cummings	11-Cummings
2-17	@ Houston	W	104-102	34-16	16,611	22-Cummings	7-Cummings/Robinson
2-20	LA LAKERS	L	114-115	34-17	15,910	30-Cummings	16-Robinson
2-23	MINNESOTA	W	105-95	35-17	15,910	24-Robinson	12-Robinson
2-25	@ LA Clippers	W	107-106	36-17	14,041	26-Robinson	14-Robinson
2-26	@ Sacramento	W	106-96	37-17	17,014	24-Cummings	9-Robinson
2-28	@ Golden State	L	135-144	37-18	15,025	38-Robinson	24-Cummings
MARCH RECORD:		**11-5 (HOME: 7-2, ROAD: 4-3)**					
3-2	GOLDEN STATE	W	131-115	38-18	15,910	41-Robinson	17-Robinson
3-3	@ Utah	L	98-112	38-19	12,616	29-Cummings	12-Robinson
3-5	HOUSTON	L	105-109	38-20	15,345	29-Robinson	9-Robinson
3-10	DENVER	W	118-111	39-20	15,910	26-Robinson	12-Cummings
3-12	@ Minnesota	W	92-88	40-20	19,834	21-Robinson	10-Cummings
3-13	@ Indiana	W	103-102	41-20	11,659	26-Robinson	15-Robinson
3-15	@ Detroit	L	98-110	41-21	21,454	25-Cummings	13-Robinson
3-17	MIAMI	W	111-98	42-21	15,910	28-Cummings	12-Cummings
3-19	@ Phoenix	W	113-102	43-21	14,487	35-Robinson	14-Robinson
3-20	@ Seattle	W	128-106	44-21	14,541	39-Robinson	11-Robinson
3-22	PORTLAND	W	107-106	45-21	15,561	29-Robinson	19-Robinson
3-24	DETROIT	W	105-98	46-21	15,910	40-Cummings	9-Robinson
3-26	@ Houston	L	95-113	46-22	16,611	24-Robinson	12-Robinson
3-27	SEATTLE	W	115-103	47-22	14,345	31-Cummings	12-Robinson
3-29	DALLAS	L	105-109	47-23	15,335	33-Robinson	10-Strickland
3-31	MILWAUKEE	W	107-100	48-23	15,910	24-Cummings	11-Cummings/Robinson
APRIL RECORD:		**8-3 (HOME: 4-1, ROAD: 4-2)**					
4-3	MINNESOTA	L	90-92	48-24	12,568	24-Anderson	13-Robinson
4-4	@ Dallas	L	98-104	48-25	17,007	32-Robinson	12-Robinson
4-7	@ Sacramento	W	111-93	49-25	17,014	28-Cummings	10-Robinson
4-8	@ Portland	L	105-112	49-26	12,884	36-Robinson	19-Robinson
4-10	@ Golden State	W	132-122	50-26	15,025	36-Robinson	12-Robinson
4-12	LA CLIPPERS	W	105-98	51-26	15,910	32-Robinson	13-Robinson
4-14	SACRAMENTO	W	105-94	52-26	15,910	25-Cummings	9-Robinson
4-16	@ Charlotte	W	110-101	53-26	23,901	28-Anderson	12-Robinson
4-18	UTAH	W	102-93	54-26	15,910	30-Robinson	16-Robinson
4-20	@ Denver	W	112-98	55-26	17,022	26-Robinson	12-Cummings
4-22	PHOENIX	W	108-93	56-26	15,910	27-Cummings	18-Robinson



Rod Strickland

RECORD

55-27 (33-8 home: 22-19 road)
First in Midwest Division

HONORS

David Robinson, NBA Rebounding Title
David Robinson, IBM Award
David Robinson, All-NBA First Team
David Robinson, All-Defensive First Team
David Robinson, NBA All-Star

PLAYOFFS

Lost to Golden State, First Round, 3-1

SPURS LEADERS

Scoring: David Robinson 25.6 ppg
Rebounding: David Robinson 13.0 rpg
Assists: Rod Strickland 8.0 apg

Head Coach: Larry Brown
Assistants: Gregg Popovich & R.C. Buford

1990–91 SEASON NOTES

- During the off-season, the Spurs picked up Paul Pressey and Sidney Green via trades and Dwayne Schintzius, Tony Massenburg and Sean Higgins in the 1990 NBA Draft.
- David Robinson was the top vote-getter in the Western Conference and earned the starting center spot in the 1991 NBA All-Star Game … Robinson led the NBA in rebounding, becoming the first Spur ever to capture an NBA Rebounding Title.
- The Spurs 55-27 record could have been better, but guard Rod Strickland missed 21 games after breaking his hand in a fight and in the 21 games he missed, the Spurs were just 10-11.
- The Spurs got win number 1,000 in franchise history on 2/26 with a 102-101 overtime win over Portland.
- Terry Cummings scored his 15,000th point on 4/5 at Chicago.

1990–91 SPURS FINAL STATISTICS (55-27)

						3-POINT					REBOUNDING									SCORING	
PLAYER	G	GS	MIN	FGM-FGA	PCT.	FGM-FGA	PCT.	FTM-FTA	PCT.	OFF	DEF	TOT	AST	PF-DQ	STL	TO	BLK	PTS	AVG.
Robinson	82	81	3095	754-1366	.552	1-7	.143	592-777	.762	335	728	1063	208	264-5	127	270	320	2101	25.6
Cummings	67	62	2195	503-1039	.484	7-33	.212	164-240	.683	194	327	521	157	225-5	61	131	30	1177	17.6
Elliott	82	82	3044	478-976	.490	20-64	.313	325-402	.808	142	314	456	238	190-2	69	147	33	1301	15.9
Anderson	75	75	2592	453-991	.457	7-35	.200	170-213	.798	68	283	351	358	226-4	79	167	46	1083	14.4
Strickland	58	56	2076	314-651	.482	11-33	.333	161-211	.763	57	162	219	463	125-0	117	156	11	800	13.8
Williams	22	0	354	61-127	.480	14-26	.538	35-41	.854	17	42	59	46	64-2	20	36	11	171	7.8
Pressey	70	18	1683	201-426	.472	16-57	.281	110-133	.827	50	126	176	271	174-1	63	130	32	528	7.5
Green	66	7	1099	177-384	.461	0-3	.000	89-105	.848	98	215	313	52	172-0	32	89	13	443	6.7
Wingate	25	0	563	53-138	.384	1-9	.111	29-41	.707	24	51	75	46	66-0	19	42	5	136	5.4
Lett	7	0	99	14-29	.483	0-1	.000	6-9	.667	1	6	7	7	9-0	2	8	1	34	4.9
Johnson	47	10	742	101-209	.483	1-5	.200	38-55	.691	13	43	56	153	40-0	33	47	2	241	5.1
Higgins	50	0	464	97-212	.458	3-19	.158	28-33	.848	18	45	63	35	53-0	8	49	1	225	4.5
Greenwood	63	11	1018	85-169	.503	0-2	.000	69-94	.734	61	160	221	52	172-3	29	71	25	239	3.8
Schintzius	42	7	398	68-155	.439	0-2	.000	22-40	.550	28	93	121	17	64-0	2	34	29	158	3.8
Myers	8	1	103	10-23	.435	0-1	.000	9-11	.818	2	16	18	14	14-0	3	14	3	29	3.6
Dinkins	10	0	144	13-33	.394	0-0	.000	8-9	.889	0	11	11	19	12-0	2	13	0	34	3.4
Massenburg	35	0	161	27-60	.450	0-0	.000	28-45	.622	23	35	58	4	26-0	4	13	9	82	2.3
SPURS	**82**			**3409-6988**	**.488**	**81-297**	**.273**	**1883-2459**	**.766**	**1131**	**2657**	**3788**	**2140**	**1896-22**	**670**	**1445**	**571**	**8782**	**107.1**
OPPONENTS	**82**			**3265-7289**	**.448**	**218-704**	**.310**	**1664-2187**	**.761**	**1122**	**2270**	**3392**	**1928**	**2008-31**	**801**	**1260**	**437**	**8412**	**102.6**

55-27 (FIRST IN MIDWEST DIVISION)

DATE	OPPONENT	W-L	SCORE	REC.	ATT.	HI-SCORER	HI-REBOUNDER
NOVEMBER RECORD:		**8-4 (HOME: 5-0, ROAD: 3-4)**					
11-3	LA LAKERS	W	110-99	1-0	15,908	31-Cummings	8-Cummings
11-7	DENVER	W	161-153	2-0	15,908	43-Robinson	9-Robinson
11-8	@ Utah	L	94-103	2-1	12,616	25-Cummings	10-Robinson
11-10	HOUSTON	W	111-110	3-1	15,908	32-Robinson	9-Cummings
11-13	@ Golden State	L	124-128	3-2	15,025	32-Robinson	18-Robinson
11-15	@ Sacramento	W	122-93	4-2	17,014	22-Cummings	9-Elliott
11-17	PHOENIX	W	128-114	5-2	15,908	40-Robinson	14-Robinson
11-21	MINNESOTA	W	114-100	6-2	15,908	30-Robinson	12-Cummings
11-23	@ Dallas	W	107-104	7-2	17,007	32-Robinson	13-Robinson
11-25	@ Portland	L	103-117	7-3	12,884	26-Robinson	12-Robinson
11-27	@ Seattle	W	124-111	8-3	13,293	27-Elliott	12-Robinson
11-28	@ LA Lakers	L	80-97	8-4	17,210	19-Cummings	15-Robinson
DECEMBER RECORD:		**11-2 (HOME: 5-2, ROAD: 6-0)**					
12-1	DALLAS	W	109-97	9-4	15,908	23-Robinson	13-Robinson
12-5	ATLANTA	L	108-110	9-5	15,908	30-Cummings	8-Robinson
12-8	BOSTON	W	102-96	10-5	15,908	27-Robinson/Anderson	17-Robinson
12-11	@ Detroit	W	95-86	11-5	21,454	27-Robinson	16-Robinson
12-12	@ Charlotte	W	92-81	12-5	23,901	24-Robinson	17-Robinson
12-14	@ Cleveland	W	116-106	13-5	16,674	23-Robinson	18-Cummings
12-15	@ Minnesota	W	90-74	14-5	19,006	26-Robinson	17-Robinson
12-18	@ Houston	W	96-95	15-5	16,611	23-Elliott	13-Robinson
12-19	DENVER	W	144-109	16-5	15,908	18-Elliott	10-Elliott
12-21	@ Phoenix	W	132-128	17-5	14,487	34-Robinson	15-Robinson
12-22	MILWAUKEE	L	98-114	17-6	15,908	25-Robinson	8-Robinson
12-26	MIAMI	W	111-97	18-6	15,908	24-Anderson	18-Robinson
12-28	SACRAMENTO	W	104-88	19-6	15,908	27-Robinson	13-Robinson
JANUARY RECORD:		**12-5 (HOME: 8-1, ROAD: 4-4)**					
1-2	@ Indiana	L	109-121	19-7	12,002	22-Robinson	11-Robinson
1-4	@ New Jersey	W	93-89	20-7	16,044	26-Robinson	21-Robinson
1-5	@ Orlando	W	107-90	21-7	15,077	27-Anderson	13-Robinson
1-7	@ Philadelphia	W	111-102	22-7	18,168	31-Robinson	16-Robinson
1-8	@ Atlanta	L	98-109	22-8	12,608	35-Robinson	16-Robinson
1-10	ORLANDO	W	117-111	23-8	15,908	43-Robinson	12-Robinson
1-12	UTAH	W	112-92	24-8	15,908	22-Robinson	18-Robinson
1-15	@ Utah	L	102-124	24-9	12,616	26-Robinson	9-Robinson
1-16	DALLAS	W	100-94	25-9	15,908	30-Robinson	11-Cummings
1-18	CHARLOTTE	L	110-117	25-10	15,908	26-Robinson	16-Robinson
1-19	@ Denver	W	117-108	26-10	13,851	28-Robinson	19-Robinson
1-22	LA CLIPPERS	W	106-100	27-10	15,645	30-Robinson	14-Robinson
1-24	CLEVELAND	W	111-103	28-10	15,908	30-Robinson	13-Robinson
1-26	MINNESOTA	W	112-105	29-10	15,908	26-Cummings	14-Robinson/Cummings
1-28	SEATTLE	W	119-107	30-10	15,908	28-Anderson	11-Robinson
1-29	@ Houston	L	89-91	30-11	15,002	22-Higgins	17-Robinson
1-31	CHICAGO	W	106-102	31-11	15,908	31-Robinson	17-Robinson
FEBRUARY RECORD:		**4-7 (HOME: 3-3, ROAD: 1-4)**					
2-2	HOUSTON	L	94-100	31-12	15,908	24-Robinson	11-Robinson
2-5	GOLDEN STATE	L	106-112	31-13	15,908	21-DR/Anderson	14-Robinson
2-7	INDIANA	W	118-108	32-13	15,908	35-Robinson	15-Robinson
2-12	WASHINGTON	W	102-92	33-13	15,908	22-Anderson	13-Green
2-14	PHOENIX	L	97-106	33-14	15,908	21-Johnson	15-Robinson
2-16	@ Dallas	L	94-96	33-15	17,007	34-Robinson	19-Robinson
2-18	@ Utah	L	81-104	33-16	12,616	26-Robinson	11-Schintzius
2-22	@ LA Clippers	L	101-107	33-17	14,818	26-Elliott	11-Cummings
2-24	@ Portland	W	95-88	34-17	12,884	25-Anderson	12-Robinson
2-26	PORTLAND	W	102-101 (OT)	35-17	15,908	25-Robinson/Elliott	21-Robinson
2-28	@ New York	L	93-100	35-18	15,002	23-Robinson	9-Green/Anderson
MARCH RECORD:		**12-5 (HOME: 9-0, ROAD: 3-5)**					
3-1	@ Boston	L	98-108	35-19	14,890	25-Cummings	12-Robinson
3-3	@ Washington	W	107-85	36-19	17,902	26-Robinson	13-Robinson
3-5	PHILADELPHIA	W	104-99	37-19	15,908	33-Robinson	16-Robinson
3-7	NEW JERSEY	W	111-99	38-19	15,908	25-Cummings	20-Robinson
3-9	SEATTLE	W	112-99	39-19	15,908	30-Robinson	10-Robinson
3-11	UTAH	W	105-96	40-19	15,908	33-Robinson	8-Anderson/Green
3-13	@ LA Clippers	L	93-97	40-20	11,907	27-Anderson	9-Massenburg
3-14	@ Golden State	W	101-99	41-20	15,025	29-Robinson	17-Robinson
3-16	@ Sacramento	L	85-92	41-21	17,014	25-Robinson	19-Robinson
3-17	@ LA Lakers	L	91-98	41-22	17,505	37-Robinson	10-Cummings
3-19	SACRAMENTO	W	104-101	42-22	15,908	30-Robinson	15-Robinson
3-21	@ Orlando	L	102-105	42-23	15,077	27-Cummings	18-Robinson
3-22	@ Miami	W	97-90	43-23	15,008	28-Robinson	6-Robinson/Elliott
3-24	DETROIT	W	85-78	44-23	15,908	25-Robinson	12-Robinson
3-26	NEW YORK	W	129-119	45-23	15,908	34-Elliott	11-Cummings
3-28	ORLANDO	W	119-95	46-23	15,908	21-Elliott/Cummings	9-Robinson/Cummings
3-30	DENVER	W	130-116	47-23	15,908	31-Robinson	11-Robinson
APRIL RECORD:		**8-4 (HOME: 3-2, ROAD: 5-2)**					
4-2	LA LAKERS	L	115-122	47-24	15,908	36-Robinson	23-Robinson
4-4	@ Milwaukee	W	105-101	48-24	17,163	35-Robinson	13-Robinson
4-5	@ Chicago	W	110-107	49-24	18,676	25-Elliott	13-Robinson
4-7	@ Minnesota	W	92-87	50-24	19,006	29-Robinson	18-Robinson
4-8	GOLDEN STATE	W	115-105	51-24	15,908	26-Elliott	13-Robinson
4-10	PORTLAND	L	100-105	51-25	15,908	27-Robinson	16-Robinson
4-12	@ Seattle	L	99-100	51-26	13,340	24-Robinson	13-Robinson
4-14	@ Phoenix	W	109-101	52-26	14,487	25-Anderson	15-Robinson
4-16	LA CLIPPERS	W	128-98	53-26	15,908	24-Robinson	11-Robinson
4-18	@ Houston	W	102-95	54-26	16,611	21-Cummings	8-Robinson/Green
4-19	@ Denver	L	122-125	54-27	12,596	27-Robinson	13-Robinson
4-21	DALLAS	W	135-101	55-27	15,908	19-Massenburg	14-Cummings



Terry Cummings

RECORD

47-35 (31-10 home: 16-25 road)
Second in Midwest Division

HONORS

David Robinson,
NBA Defensive Player of the Year
David Robinson, NBA Blocked Shots Title
David Robinson, All-NBA First Team
David Robinson, All-Defensive First Team
David Robinson, NBA All-Star

PLAYOFFS

Lost to Phoenix, First Round, 3-0

SPURS LEADERS

Scoring: David Robinson 23.2 ppg
Rebounding: David Robinson 12.2 rpg
Assists: Rod Strickland 8.6 apg

Head Coach: Larry Brown/Bob Bass
Assistants: Gregg Popovich & R.C. Buford

1991–92 SEASON NOTES

- The Spurs obtained forward Antoine Carr from the Kings on 9/23 in exchange for Dwayne Schintzius … in December the Spurs signed a pair of free agents – Donald Royal and Vinnie Johnson – and waived two popular players – Avery Johnson and Jud Buechler.
- After missing the first six weeks of the season due to a contract dispute, Rod Strickland joined the Spurs on 12/23.
- Following a rough stretch in December and January, Vice President of Basketball Operations Bob Bass replaced Larry Brown as head coach.
- On 3/21, in just his third season with the Spurs, David Robinson passed George Gervin and became the Spurs all-time career leader in blocked shots.
- The Spurs season came to a grinding halt when David Robinson went down with a torn ligament in his left thumb … Robinson underwent surgery on 4/1 and missed the final 14 games of the season … with Robinson and Willie Anderson

1991–92 SPURS FINAL STATISTICS (47-35)

					3-POINT				REBOUNDING								SCORING	
PLAYER	G	MIN	FG-FGA	PCT	FG-FGA	PCT	FT-FTA	PCT	OFF	DEF	TOT	AST	PF-DQ	STL	TO	BLK	PTS	AVG
Robinson	68	2564	592-1074	.551	1-8	.125	393-561	.701	261	568	829	181	219-2	158	182	305	1578	23.2
Cummings	70	2149	514-1053	.488	5-13	.385	177-249	.711	247	384	631	102	210-4	58	115	34	1210	17.3
Elliott	82	3120	514-1040	.494	25-82	.305	285-331	.861	143	296	439	214	149-0	84	152	29	1338	16.3
Strickland	57	2053	300-659	.455	5-15	.333	182-265	.687	92	173	265	491	122-0	118	160	17	787	13.8
Anderson	57	1889	312-685	.455	13-56	.232	107-138	.775	62	238	300	302	151-2	54	140	51	744	13.1
Carr	81	1867	359-732	.490	1-5	.200	162-212	.764	128	218	346	63	264-5	32	114	96	881	10.9
V. Johnson	60	1350	202-499	.405	19-60	.317	55-85	.647	67	115	182	145	93-0	41	74	14	478	8.0
A. Johnson	20	463	55-108	.509	1-5	.200	24-32	.750	5	30	35	100	43-1	21	45	3	135	6.8
Tucker	24	415	60-129	.465	19-48	.396	16-20	.800	8	29	37	27	39-0	21	14	3	155	6.5
Garrick	19	374	44-93	.473	0-1	.000	10-16	.625	8	33	41	63	33-0	21	30	1	98	5.2
Green	80	1127	147-344	.427	0-0	.000	73-89	.820	92	250	342	36	148-0	29	62	11	367	4.6
Royal	60	718	80-178	.449	0-0	.000	92-133	.692	65	59	124	34	73-0	25	39	7	252	4.2
Sutton	67	601	93-240	.388	26-89	.292	34-45	.756	6	41	47	91	111-0	26	70	9	246	3.7
Buechler	11	140	15-30	.500	0-0	.000	3-9	.333	6	16	22	11	18-0	8	5	3	33	3.0
Pressey	56	759	60-161	.373	3-21	.143	28-41	.683	22	73	95	142	86-0	29	64	19	151	2.7
Higgins	6	36	4-15	.267	0-1	.000	7-7	1.000	2	6	8	4	6-0	2	4	0	15	2.5
Massenburg	1	9	1-5	.200	0-0	.000	0-0	.000	0	0	0	0	2-0	0	0	0	2	2.0
Wiley	3	13	3-5	.600	0-0	.000	0-0	.000	0	1	1	1	3-0	0	0	0	6	2.0
Copa	33	132	22-40	.550	0-0	.000	4-13	.308	14	22	36	3	29-0	2	8	6	48	1.5
Bardo	1	1	0-0	.000	0-0	.000	0-0	.000	1	0	1	0	0-0	0	0	0	0	0.0
SPURS	**82**		**3377-7090**	**.476**	**118-404**	**.292**	**1652-2246**	**.736**	**1229**	**2552**	**3781**	**2010**	**1799-14**	**729**	**1308**	**608**	**8524**	**104.0**
OPPONENTS	**82**		**3211-7098**	**.452**	**243-700**	**.347**	**1587-2061**	**.770**	**1103**	**1362**	**3465**	**1882**	**1810-14**	**753**	**1252**	**463**	**8252**	**100.6**

47-35 (SECOND IN MIDWEST DIVISION)

DATE	OPPONENT	W-L	SCORE	REC.	ATT.	HI-SCORER	HI-REBOUNDER
NOVEMBER RECORD:		**10-3 (HOME: 8-0, ROAD: 2-3)**					
11-1	DALLAS	W	140-99	1-0	16,057	24-Robinson	16-Cummings
11-3	@ Seattle	W	106-98	2-0	10,864	33-Robinson	7-Robinson
11-5	@ Denver	L	96-97	2-1	13,976	23-Carr	15-Robinson
11-6	PORTLAND	W	119-93	3-1	16,057	28-Elliott	10-Robinson
11-8	CLEVELAND	W	107-101	4-1	16,057	31-Robinson	11-Robinson
11-13	LA CLIPPERS	W	107-93	5-1	16,057	24-Robinson	11-Elliott
11-16	NEW YORK	W	106-89	6-1	16,057	18-Cummings	9-Robinson
11-20	MINNESOTA	W	113-106	7-1	16,057	22-Robinson	11-Cummings
11-22	@ LA Lakers	L	96-98	7-2	17,505	25-Anderson	15-Robinson
11-24	@ Portland	L	111-116	7-3	12,888	25-Robinson	20-Robinson
11-27	NEW JERSEY	W	106-100	8-3	16,057	31-Robinson	15-Robinson
11-29	@ Atlanta	W	88-85	9-3	14,630	20-Robinson	13-Robinson
11-30	SEATTLE	W	119-101	10-3	16,057	23-Robinson	16-Robinson
DECEMBER RECORD:		**6-10 (HOME: 1-3, ROAD: 5-7)**					
12-3	@ Sacramento	L	94-99	10-4	17,014	30-Robinson	24-Robinson
12-4	@ LA Clippers	L	81-92	10-5	11,393	24-Elliott	15-Robinson
12-6	UTAH	L	92-93	10-6	16,057	31-Robinson	17-Robinson
12-8	@ Milwaukee	L	82-102	10-7	14,581	19-Robinson	9-Robinson
12-10	@ Indiana	L	102-109	10-8	11,223	22-Anderson	15-Green
12-11	@ Minnesota	W	98-85	11-8	18,247	35-Robinson	14-Robinson
12-13	PHOENIX	L	107-112	11-9	16,057	32-Elliott	15-Robinson
12-14	@ Houston	W	107-100	12-9	16,027	21-Carr	14-Robinson
12-17	@ Dallas	W	98-87	13-9	15,125	22-Robinson	12-Robinson/Anderson
12-18	WASHINGTON	L	93-96	13-10	16,057	25-Elliott	25-Robinson
12-20	@ Phoenix	L	91-116	13-11	14,496	20-Robinson	16-Robinson
12-23	SACRAMENTO	W	101-90	14-11	16,057	23-Elliott	17-Robinson
12-26	@ New York	W	118-89	15-11	19,763	31-Robinson	11-Robinson/Cummings
12-27	@ Cleveland	L	97-103	15-12	20,273	16-Strickland	9-Robinson
12-29	@ Orlando	W	96-87	16-12	15,151	25-Robinson	16-Robinson
12-30	@ Washington	L	84-94	16-13	16,430	25-Robinson	12-Robinson
JANUARY RECORD:		**10-5 (HOME: 6-2, ROAD: 4-3)**					
1-4	HOUSTON	L	110-112	16-14	16,057	22-Elliott	17-Elliott
1-6	DETROIT	W	100-90	17-14	16,057	20-Robinson	11-Anderson
1-8	LA LAKERS	W	103-87	18-14	16,057	22-Robinson	11-Robinson
1-10	@ Golden State	W	128-120	19-14	15,025	36-Anderson	11-Robinson
1-11	@ Denver	W	96-85	20-14	17,022	22-Strickland	9-Cummings
1-14	GOLDEN STATE	L	123-124	20-15	16,057	35-Anderson	12-Robinson
1-16	@ Minnesota	W	125-111	21-15	18,674	23-Cummings	11-Robinson/Cummings
1-17	@ Chicago	L	96-102	21-16	18,676	20-Robinson	11-Robinson
1-19	@ Boston	L	89-98	21-17	14,890	21-Robinson	9-Robinson
1-21	LA CLIPPERS	W	114-110	22-17	16,057	17-Rob/Cummings	11-Robinson
1-22	@ Utah	L	98-100	22-18	19,911	23-Anderson	11-Robinson
1-24	MILWAUKEE	W	115-86	23-18	16,057	23-Robinson	13-Cummings
1-28	CHICAGO	W	109-104	24-18	16,057	30-Cummings	13-Robinson
1-29	@ Dallas	W	108-93	25-18	15,218	21-Anderson	12-Robinson
1-31	MINNESOTA	W	103-101	26-18	16,057	32-Robinson	14-Robinson
FEBRUARY RECORD:		**8-5 (HOME: 7-1, ROAD: 1-4)**					
2-4	PORTLAND	W	95-88	27-18	16,057	23-Robinson	16-Cummings
2-6	INDIANA	L	106-117	27-19	16,057	28-Strickland	8-Green
2-11	BOSTON	W	100-84	28-19	16,057	23-Robinson	15-Robinson
2-13	@ Golden State	L	94-109	28-20	15,025	18-Cummings/Ander	16-Robinson
2-14	@ Seattle	L	91-108	28-21	12,126	21-Robinson	13-Robinson
2-16	@ Sacramento	W	112-106	29-21	17,014	23-Elliott	12-Cummings
2-17	@ LA Clippers	L	110-124	29-22	14,404	30-Cummings	17-Cummings
2-19	MINNESOTA	W	113-103	30-22	16,057	39-Robinson	16-Robinson
2-21	PHILADELPHIA	W	100-90	31-22	16,057	33-Robinson	12-Robinson
2-23	@ Houston	L	83-90	31-23	16,057	16-Robinson	10-Robinson
2-25	MIAMI	W	123-101	32-23	16,057	26-Robinson	10-Cummings
2-27	GOLDEN STATE	W	124-103	33-23	16,057	37-Robinson	24-Robinson
2-29	DENVER	W	115-112	34-23	16,057	34-Robinson	9-Robinson
MARCH RECORD:		**8-7 (HOME: 6-1, ROAD: 2-6)**					
3-3	@ Minnesota	W	103-102	35-23	18,707	25-Robinson	11-Robinson
3-4	@ Utah	L	93-102	35-24	19,911	28-Robinson	18-Robinson
3-7	PHOENIX	W	122-109	36-24	16,057	23-Robinson	8-Robinson
3-8	@ Dallas	W	93-81	37-24	16,335	18-Robinson	13-Robinson
3-10	ATLANTA	W	103-92	38-24	16,057	22-Cummings	13-Cummings
3-12	HOUSTON	W	104-98	39-24	16,057	31-Cummings	11-Cummings
3-14	UTAH	W	113-106	40-24	16,057	27-Robinson	12-Robinson
3-16	CHARLOTTE	L	112-117	40-25	16,057	31-Robinson	12-Robinson
3-18	SACRAMENTO	W	118-89	41-25	16,057	26-Elliott	15-Robinson
3-21	SEATTLE	W	101-96	42-25	16,057	22-Robinson	14-Robinson
3-23	@ Philadelphia	L	92-105	42-26	15,242	30-Robinson	15-Robinson
3-25	@ Charlotte	L	108-113	42-27	23,698	34-Cummings	15-Cummings
3-27	@ Miami	L	101-118	42-28	15,008	26-Cummings	14-Cummings
3-29	@ Detroit	L	103-107	42-29	21,454	26-Cummings	16-Cummings
3-30	@ New Jersey	L	109-117	42-30	16,756	32-Cummings	15-Cummings
APRIL RECORD:		**5-5 (HOME: 3-3, ROAD: 2-2)**					
4-1	LA LAKERS	W	104-86	43-30	16,057	35-Cummings	14-Cummings
4-3	ORLANDO	L	106-113	43-31	16,057	30-Carr	24-Cummings
4-5	@ Denver	W	90-87	44-31	13,317	24-Cummings	11-Elliott
4-7	HOUSTON	L	92-95	44-32	16,057	22-Cummings	11-Cummings
4-9	@ LA Lakers	W	102-94	45-32	16,948	33-Elliott	12-Cummings
4-12	@ Portland	L	97-123	45-33	12,888	22-Elliott	12-Cummings
4-14	DALLAS	W	120-108	46-33	16,057	26-Elliott	12-Cummings
4-16	@ Phoenix	L	101-121	46-34	14,496	20-Elliott	10-Cummings
4-17	DENVER	W	108-94	47-34	16,057	34-Cummings	11-Cummings
4-19	UTAH	L	90-101	47-35	16,057	21-Cummings	9-Cummings



Sean Elliott

RECORD

49-33 (31-10 home: 18-23 road)
Second in Midwest Division

HONORS

David Robinson, All-NBA Third Team
David Robinson,
NBA All-Defensive Second Team
David Robinson, NBA All-Star
Sean Elliott, NBA All-Star

PLAYOFFS

Defeated Portland, First Round, 3-1
Lost to Phoenix,
Western Conference Semifinals, 4-2

SPURS LEADERS

Scoring: David Robinson 23.4 ppg
Rebounding: David Robinson 11.7 rpg
Assists: Avery Johnson 7.5 apg

Head Coach: Jerry Tarkanian/John Lucas
Assistants: Rex Hughes, Ron Adams, Tom Thibodeau & George Gervin

1992–93 SEASON NOTES

- Under new Head Coach Jerry Tarkanian the Spurs started the season 1-4 … the Tarkanian era didn't last long … on 12/18 – with the team posting a 9-11 record – Tark was fired … 24 hours later he was replaced by John Lucas … the team responded by winning 24 of their next 28 after the coaching change.

- The Spurs also made some changes on the court … point guard Avery Johnson was signed as a free agent on 11/19 and on 12/9 the Spurs obtained J.R. Reid from Charlotte in exchange for Sidney Green and a first round draft choice … other new faces included Dale Ellis and Lloyd Daniels.

- Both David Robinson and Sean Elliott represented the Spurs in the 1993 All-Star Game.

- The Spurs closed a part of their history book on 5/20 when they fell to the Suns 102-100 in Game Six of the Western Conference Semifinals … the game was the last one the Spurs would ever play in the HemisFair Arena, their home since they moved to San Antonio in the summer of 1973.

1992–93 SPURS FINAL STATISTICS (49-33)

					3-POINT				REBOUNDING								SCORING	
PLAYER	G	MIN	FG-FGA	PCT	FG-FGA	PCT	FT-FTA	PCT	OFF	DEF	TOT	AST	PF-DQ	STL	TO	BLK	PTS	AVG
Robinson	82	3211	676-1348	.501	3-17	.176	561-766	.732	229	727	956	301	239-5	127	241	264	1916	23.4
Elliott	70	2604	451-918	.491	37-104	.356	268-337	.795	85	237	322	265	132-1	68	152	28	1207	17.2
Ellis	82	2731	545-1092	.499	119-297	.401	157-197	.797	81	231	312	107	179-0	78	111	18	1366	16.7
Carr	71	1947	379-705	.538	0-5	.000	174-224	.777	107	281	388	97	264-5	35	96	87	932	13.1
Reid	66	1592	241-497	.485	0-4	.000	171-222	.770	100	286	386	56	217-2	36	101	26	653	9.9
Daniels	77	1573	285-644	.443	59-177	.333	72-99	.727	86	130	216	148	144-0	38	102	30	701	9.1
Johnson	75	2030	256-510	.502	0-8	.000	144-182	.791	20	126	146	561	141-0	85	145	16	656	8.7
Del Negro	73	1526	218-430	.507	6-24	.250	101-117	.863	19	144	163	291	146-0	44	92	1	543	7.4
Anderson	38	560	80-186	.430	1-8	.125	22-28	.786	7	50	57	79	52-0	14	44	6	183	4.8
Mack	40	267	47-118	.398	3-22	.136	45 -58	.776	18	30	48	15	44-0	14	22	5	142	3.6
Green	15	202	20-49	.408	0-0	.000	13-15	.867	18	53	71	19	21-1	5	12	3	53	3.5
Cummings	8	76	11-29	.379	0-0	.000	5 -10	.500	6	13	19	4	17-0	1	2	1	27	3.4
Wood	64	598	52-117	.444	5-21	.238	46-55	.836	38	59	97	34	93-1	13	29	12	155	2.4
Othick	4	39	3-5	.600	2-4	.500	0-2	.000	1	1	2	7	7-0	1	4	0	8	2.0
Bedford	16	66	9-27	.333	1-1	1.000	6 -12	.500	1	9	10	0	15-0	0	1	1	25	1.6
Smith	66	833	38-87	.437	0-0	.000	9- 22	.409	103	165	268	28	133-2	23	39	16	85	1.3
SPURS	**82**		**3311-6762**	**.490**	**236-692**	**.341**	**1794-2346**	**.765**	**919**	**2542**	**3461**	**2012**	**1844-17**	**582**	**1227**	**514**	**8652**	**105.5**
OPPONENTS	**82**		**3290-7177**	**.458**	**270-747**	**.361**	**1583-2051**	**.722**	**1082**	**2388**	**3470**	**1905**	**1998-33**	**655**	**1131**	**373**	**8433**	**102.8**

49-33 (SECOND IN MIDWEST DIVISION)

DATE	OPPONENT	W-L	SCORE	REC.	ATT.	HI-SCORER	HI-REBOUNDER
NOVEMBER RECORD:		**5-6 (HOME: 4-2, ROAD: 1-4)**					
11-6	@ Sacramento	L	106-114	0-1	17,317	29-Elliott	9-Carr
11-7	@ Denver	L	121-125 (2OT)	0-2	17,022	30-Robinson	11-Robinson/Elliott
11-10	MILWAUKEE	W	104-98	1-2	16,057	29-Robinson	9-Robinson
11-12	ATLANTA	L	97-104	1-3	16,057	20-Robinson	12-Green
11-14	HOUSTON	L	87-93	1-4	16,057	26-Robinson	19-Robinson
11-17	CLEVELAND	W	106-95	2-4	16,057	20-Ellis	13-Robinson
11-19	DALLAS	W	123-95	3-4	16,057	26-Elliott	9-Green
11-21	@ Houston	L	100-103	3-5	12,229	18-Carr	13-Robinson
11-24	@ Portland	L	91-95	3-6	12,888	24-Carr	14-Robinson
11-25	@ Utah	W	128-102	4-6	19,911	25-Robinson	10-Carr
11-28	SEATTLE	W	104-97	5-6	16,057	42-Robinson	10-Robinson
DECEMBER RECORD:		**9-6 (HOME: 4-2, ROAD: 5-4)**					
12-1	@ Washington	L	106-119	5-7	15,642	28-Robinson	12-Robinson
12-2	@ Philadelphia	W	98-82	6-7	12,731	27-Robinson	21-Robinson
12-4	@ New Jersey	L	103-108 (OT)	6-8	15,068	23-Robinson	13-Robinson
12-5	@ Atlanta	L	105-113	6-9	11,301	22-Carr	11-Carr
12-8	UTAH	W	121-103	7-9	16,057	32-Elliott	18-Robinson
12-10	MIAMI	W	101-91	8-9	16,057	26-Robinson	10-Robinson
12-12	@ Dallas	W	113-91	9-9	13,903	22-Robinson	15-Reid
12-15	LA LAKERS	L	101-107	9-10	16,057	28-Robinson	14-Robinson
12-17	@ Houston	L	109-121	9-11	13,706	24-Ellis	12-Robinson
12-18	DALLAS	W	122-101	10-11	16,075	41-Elliott	12-Smith
12-22	DENVER	W	113-108	11-11	16,057	23-Elliott/Ellis	18-Robinson
12-25	@ LA Clippers	W	103-94	12-11	13,780	32-Elliott	12-Robinson
12-26	@ LA Lakers	W	104-92	13-11	17,505	27-Elliott/Ellis	11-Robinson
12-28	GOLDEN STATE	L	105-106	13-12	16,057	32-Robinson	12-Robinson
12-30	@ Denver	W	114-94	14-12	17,022	29-Robinson	11-Robinson/Reid
JANUARY RECORD:		**12-2 (HOME: 8-0, ROAD: 4-2)**					
1-3	PHOENIX	W	114-113 (OT)	15-12	16,057	33-Robinson	11-Robinson
1-5	@ Utah	L	87-113	15-13	19,911	21-Carr	9-Robinson
1-7	UTAH	W	109-99	16-13	16,057	33-Ellis	11-Carr
1-9	PORTLAND	W	109-93	17-13	16,057	32-Robinson	10-Robinson
1-11	@ Detroit	W	109-91	18-13	21,454	23-Ellis	14-Robinson
1-13	@ Minnesota	W	89-81	19-13	17,852	18-Ellis	19-Robinson
1-14	@ Milwaukee	W	108-93	20-13	13,854	26-Ellis	16-Robinson
1-16	CHARLOTTE	W	124-111	21-13	16,057	52-Robinson	14-Robinson
1-19	DENVER	W	121-110	22-13	16,057	29-Robinson	14-Robinson
1-22	DETROIT	W	123-109	23-13	16,057	25-Robinson	18-Robinson
1-24	CHICAGO	W	103-99	24-13	16,057	24-Robinson	13-Robinson
1-27	@ Seattle	W	119-99	25-13	14,651	24-Reid	15-Robinson
1-29	@ Phoenix	L	110-125	25-14	19,023	19-Elliott/Ellis	10-Robinson
1-30	SACRAMENTO	W	129-124	26-14	16,057	27-Ellis	12-Robinson
FEBRUARY RECORD:		**9-4 (HOME: 7-1, ROAD: 2-3)**					
2-2	NEW JERSEY	W	111-93	27-14	16,057	24-Ellis	12-Robinson
2-4	INDIANA	W	133-115	28-14	16,057	22-Elliott	8-Robinson/Reid
2-6	MINNESOTA	W	104-95	29-14	16,057	23-Elliott	7-Robinson/Carr
2-9	LA CLIPPERS	W	112-97	30-14	16,057	25-Robinson	13-Robinson
2-11	WASHINGTON	W	105-95	31-14	16,057	23-Johnson	15-Robinson
2-13	BOSTON	W	90-85	32-14	16,057	28-Robinson	10-Robinson
2-15	@ LA Clippers	W	102-99	33-14	15,989	22-Robinson/Ellis	9-Carr
2-16	@ Golden State	L	112-133	33-15	15,025	27-Robinson	12-Robinson
2-18	PHILADELPHIA	W	103-98	34-15	16,057	24-Ellis	13-Robinson
2-23	PHOENIX	L	103-105	34-16	16,057	35-Robinson	11-Robinson
2-25	@ Charlotte	L	104-111	34-17	23,698	26-Daniels	12-Reid
2-26	@ Miami	L	86-93	34-18	15,008	17-Robinson	12-Robinson
2-28	@ Orlando	W	94-90	35-18	15,151	23-Robinson/Carr	16-Robinson
MARCH RECORD:		**8-8 (HOME: 4-2, ROAD: 4-6)**					
3-2	@ Indiana	L	95-109	35-19	11,467	37-Robinson	12-Robinson
3-3	@ Boston	L	91-132	35-20	14,890	19-Reid	8-Robinson
3-5	@ Chicago	W	107-102	36-20	18,676	29-Ellis	11-Robinson
3-6	@ Minnesota	L	105-106	36-21	18,844	29-Reid	12-Reid
3-9	DALLAS	W	119-84	37-21	16,057	19-Ellis	9-Reid
3-13	PORTLAND	W	108-99	38-21	16,057	27-Carr	14-Robinson
3-15	LA LAKERS	L	87-92	38-22	16,057	26-Robinson	13-Robinson
3-17	@ LA Lakers	W	101-100	39-22	15,000	29-Robinson	7-Robinson
3-19	ORLANDO	W	96-93	40-22	16,057	30-Robinson	8-Carr
3-21	@ New York	L	96-115	40-23	19,763	18-Reid	10-Reid
3-23	@ Cleveland	L	90-127	40-24	20,273	23-Carr	9-Robinson
3-24	@ Minnesota	W	105-92	41-24	17,806	29-Robinson	11-Robinson
3-26	UTAH	L	98-102	41-25	16,057	21-Carr	16-Robinson
3-28	@ Dallas	W	114-107	42-25	17,336	31-Robinson	7-Robinson/Smith
3-30	SEATTLE	W	99-97	43-25	16,057	21-Robinson	9-Robinson
3-31	@ Utah	L	85-93	43-26	19,911	17-Robinson	12-Robinson
APRIL RECORD:		**6-7 (HOME: 4-3, ROAD: 2-4)**					
4-2	MINNESOTA	W	108-101	44-26	16,057	39-Robinson	9-Carr
4-4	NEW YORK	L	103-108 (OT)	44-27	16,057	28-Robinson	10-Robinson
4-6	GOLDEN STATE	L	111-125	44-28	16,057	28-Robinson	9-Robinson
4-8	LA CLIPPERS	W	112-108	45-28	16,057	25-Ellis	14-Robinson
4-10	@ Houston	L	88-98	45-29	16,611	24-Robinson	11-Robinson
4-13	@ Sacramento	W	110-100	46-29	17,317	17-Elliott/Reid	14-Robinson
4-14	@ Golden State	W	96-93	47-29	15,025	33-Robinson	17-Robinson
4-16	SACRAMENTO	L	93-100	47-30	16,057	19-Robinson	12-Robinson
4-18	@ Portland	L	101-105	47-31	12,888	29-Robinson	7-Johnson
4-19	@ Seattle	L	89-96	47-32	14,526	17-Ellis	8-Robinson
4-22	DENVER	W	131-111	48-32	16,057	30-Ellis	11-Reid
4-24	@ Phoenix	L	97-99	48-33	19,023	20-Ellis/Robinson	19-Robinson
4-25	HOUSTON	W	119-117 (OT)	49-33	16,057	25-Robinson	13-Robinson



David Robinson

RECORD

55-27 (32-9 home: 23-18 road)
Second in Midwest Division

HONORS

David Robinson, NBA Scoring Title
Dennis Rodman, NBA Rebounding Title
David Robinson, IBM Award
David Robinson, All-NBA Second Team
David Robinson,
All-Defensive Second Team
Dennis Rodman, All-Defensive Second Team
David Robinson, NBA All-Star

PLAYOFFS

Lost to Utah, First Round, 3-1

SPURS LEADERS

Scoring: David Robinson 29.8 ppg
Rebounding: Dennis Rodman 17.3 rpg
Assists: David Robinson 4.8 apg

Head Coach: John Lucas
Assistants: Ron Adams, Tom Thibodeau & George Gervin

1993–94 SEASON NOTES

- The Spurs parted with a pair of popular players prior to the start of the season … Avery Johnson left the team as a free agent, signing with the Warriors, and Sean Elliott was traded to Detroit for Dennis Rodman.
- David Robinson and Dennis Rodman made NBA history, as for the first time in league history a pair of teammates led the NBA in scoring and rebounding respectively … Robinson captured the scoring title, averaging 29.8 ppg, while Rodman won his third straight rebounding title, averaging 17.3 rpg.
- On 3/19 vs. Sacramento, Dale Ellis made history as he became the first player in professional basketball history to make 1,000 three-pointers.
- David Robinson ended the season with a bang … in the final game of the 1993-94 campaign, he scored a Spurs franchise record 71 points at the Clippers on 4/24 … Robinson became just the fourth player in NBA history to score 70 or more points and his total was the highest since the 1978 season … thanks to the 71-point effort, Robinson edged out Shaquille O'Neal to claim his first NBA Scoring Title … Robinson also made history earlier in the season when he became just the fourth player ever to record a quadruple-double … Robinson posted his vs. Detroit on 2/17, finishing with 34 points, 10 rebounds, 10 blocks and 10 assists.

1993–94 SPURS FINAL STATISTICS (55-27)

						3-POINT				REBOUNDING									SCORING	
PLAYER	G	GS	MIN	FG-FGA	PCT	FG-FGA	PCT	FT-FTA	PCT	OFF	DEF	TOT	AST	PF	DQ	STL	TO	BLK	PTS	AVG
Robinson	80	80	3241	840-1658	.507	10-29	.345	693-925	.749	241	614	855	381	228	3	139	253	265	2383	29.8
Ellis	77	75	2590	478-967	.494	131-332	.395	83-107	.776	70	185	255	80	141	0	66	75	11	1170	15.2
Anderson	80	79	2488	394-837	.471	22-68	.324	145-171	.848	68	174	242	347	187	1	71	153	46	955	11.9
Del Negro	77	56	1949	309-634	.487	15-43	.349	140-170	.824	27	134	161	320	168	0	64	102	1	773	10.0
Knight	64	18	1430	224-471	.476	4-21	.190	141-174	.810	28	75	103	197	120	0	34	94	10	593	9.3
Reid	70	11	1344	260-530	.491	0-3	.000	107-153	.699	91	129	220	73	165	0	43	84	25	627	9.0
Cummings	59	29	1133	183-428	.428	0-2	.000	63-107	.589	132	165	297	50	137	0	31	59	13	429	7.3
Carr	34	0	465	78-160	.488	0-1	.000	42-58	.724	12	39	51	15	75	0	9	15	22	198	5,8
Daniels	65	5	980	140-372	.376	44-125	.352	46-64	.719	45	66	111	94	69	0	29	60	16	370	5.7
Rodman	79	51	2989	156-292	.534	5-24	.208	53-102	.520	453	914	1367	184	229	0	52	138	32	370	4.7
Floyd	53	2	737	70-209	.335	8-36	.222	52-78	.667	10	60	70	101	71	0	12	61	8	200	3.8
Nevitt	1	0	1	0-0	.000	0-0	.000	3-6	.500	1	0	1	0	1	0	0	1	0	3	3.0
Haley	28	0	94	21-48	.438	0-0	.000	17-21	.810	6	18	24	1	18	0	0	10	0	59	2.1
Whitney	40	4	339	25-82	.305	10-30	.333	12-15	.800	5	24	29	53	53	0	11	37	1	72	1.8
SPURS	82			3178-6688	.475	249-714	.349	1597-2151	.742	1189	2597	3786	1896	1662	4	561	1198	450	8202	100.0
OPPONENTS	82			3066-6880	.446	290-871	.333	1349-1875	.719	1089	2153	3242	1769	1791	16	632	1020	346	7771	94.8

55-27 (SECOND IN MIDWEST DIVISION)

DATE	OPPONENT	W-L	SCORE	REC.	ATT.	HI-SCORER	HI-REBOUNDER
NOVEMBER RECORD:		**9-5 (HOME: 7-1, ROAD: 2-4)**					
11-5	GOLDEN STATE	W	91-85	1-0	36,523	32-Robinson	21-Rodman
11-7	NEW JERSEY	L	73-99	1-1	15,280	14-Anderson	11-Robinson
11-9	MINNESOTA	W	110-95	2-1	16,087	43-Robinson	29-Rodman
11-10	@ Phoenix	L	93-101	2-2	19,023	32-Robinson	25-Rodman
11-12	@ Sacramento	L	91-93	2-3	17,317	32-Robinson	24-Rodman
11-13	@ LA Clippers	L	90-92	2-4	12,416	20-Ellis	13-Rodman
11-16	@ Denver	W	86-74	3-4	13,549	17-Ellis/Robinson	23-Rodman
11-17	NEW YORK	W	95-90	4-4	18,723	32-Robinson	20-Rodman
11-19	@ Detroit	L	86-95	4-5	21,454	27-Robinson	17-Robinson
11-20	@ Milwaukee	W	101-97	5-5	16,365	31-Robinson	16-Rodman
11-22	LA CLIPPERS	W	110-98	6-5	16,011	28-Robinson	22-Rodman
11-24	CHICAGO	W	109-84	7-5	33,066	21-Anderson	21-Rodman
11-27	DALLAS	W	104-80	8-5	18,066	28-Robinson	20-Rodman
11-29	MILWAUKEE	W	102-95	9-5	15,401	34-Robinson	19-Rodman
DECEMBER RECORD:		**9-6 (HOME: 3-3, ROAD: 6-3)**					
12-1	@ Charlotte	W	92-88	10-5	23,698	31-Robinson	28-Rodman
12-3	@ Orlando	W	94-84	11-5	15,291	23-Robinson	23-Rodman
12-4	@ Philadelphia	W	90-82	12-5	13,923	37-Robinson	14-Rodman
12-8	SEATTLE	L	107-109 (OT)	12-6	18,184	39-Robinson	15-Robinson
12-9	@ Atlanta	L	95-105	12-7	11,616	26-Robinson	14-Rodman
12-11	DENVER	W	105-100	13-7	16,784	31-Robinson	9-Rodman
12-13	@ Utah	L	87-102	13-8	19,911	23-Robinson	20-Rodman
12-15	PORTLAND	W	111-91	14-8	16,289	37-Robinson	15-Robinson
12-16	@ Dallas	W	103-89	15-8	11,146	30-Robinson	18-Rodman
12-18	@ Chicago	L	90-102	15-9	18,676	24-Ellis	9-Rodman
12-21	HOUSTON	L	88-90	15-10	32,631	13-Robinson	7-Robinson
12-23	UTAH	L	88-96	15-11	33,151	27-Robinson	13-Rodman
12-26	BOSTON	W	99-85	16-11	19,440	46-Robinson	16-Rodman
12-28	@ Miami	W	84-76	17-11	15,200	20-Robinson	16-Robinson
12-30	@ Indiana	W	107-82	18-11	16,044	22-Reid	19-Rodman
JANUARY RECORD:		**11-3 (HOME: 7-0, ROAD: 4-3)**					
1-2	LA LAKERS	W	94-92	19-11	18,017	36-Robinson	12-Rodman
1-4	PHILADELPHIA	W	107-84	20-11	16,767	32-Robinson	18-Rodman
1-6	@ Golden State	L	98-102	20-12	15,025	32-Robinson	23-Rodman
1-7	@ Denver	W	84-76	21-12	16,291	18-Robinson	11-Robinson
1-9	@ LA Lakers	W	95-89	22-12	11,069	22-Robinson	16-Rodman
1-11	MINNESOTA	W	108-98	23-12	17,664	27-Robinson	13-Rodman
1-13	PHOENIX	W	107-88	24-12	34,027	27-Robinson	16-Robinson
1-15	@ Dallas	W	104-87	25-12	14,061	20-Cummings/Rob	19-Rodman
1-17	@ Washington	W	100-87	26-12	18,756	21-Cummings	19-Rodman
1-19	@ New York	L	108-120	26-13	19,763	24-Ellis	20-Rodman
1-20	@ Minnesota	L	83-93	26-14	17,749	25-Robinson	16-Rodman
1-22	DALLAS	W	103-83	27-14	19,003	23-Robinson	32-Rodman
1-25	SACRAMENTO	W	107-91	28-14	17,630	31-Robinson	20-Rodman
1-29	ATLANTA	W	100-87	29-14	33,035	35-Robinson	13-Rodman
FEBRUARY RECORD:		**11-2 (HOME: 6-0, ROAD: 5-2)**					
2-1	LA LAKERS	W	112-97	30-14	17,397	32-Ellis	16-Rodman
2-3	@ Cleveland	W	98-97	31-14	17,031	31-Ellis	20-Rodman
2-4	@ Boston	W	100-91	32-14	14,890	34-Robinson	13-Rodman
2-6	@ New Jersey	W	104-102 (OT)	33-14	18,322	36-Robinson	20-Rodman
2-8	WASHINGTON	W	110-90	34-14	16,884	31-Robinson	14-Robinson
2-10	DENVER	W	94-87	35-14	17,583	29-Robinson	20-Rodman
2-15	INDIANA	W	109-100	36-14	18,129	34-Robinson	19-Rodman
2-17	DETROIT	W	115-96	37-14	19,451	34-Robinson	22-Rodman
2-19	MIAMI	W	100-96	38-14	35,717	22-Reid	26-Rodman
2-21	@ Minnesota	W	114-89	39-14	18,148	50-Robinson	20-Rodman
2-23	@ Utah	L	102-106 (2OT)	39-15	19,911	25-Robinson	16-Rodman/Robinson
2-25	@ LA Lakers	W	126-110	40-15	13,783	33-Anderson	18-Rodman
2-26	@ Portland	L	96-104	40-16	12,888	32-Robinson	18-Rodman
MARCH RECORD:		**11-4 (HOME: 6-2, ROAD: 5-2)**					
3-2	UTAH	L	96-106	40-17	18,577	32-Robinson	13-Rodman
3-4	LA CLIPPERS	W	121-113	41-17	18,735	41-Robinson	16-Robinson
3-6	ORLANDO	W	111-103	42-17	34,325	36-Robinson	13-Robinson
3-8	HOUSTON	W	115-99	43-17	20,539	24-Reid	14-Rodman
3-11	SEATTLE	L	99-100	43-18	20,640	28-Robinson	14-Robinson
3-12	@ Houston	W	109-98	44-18	16,611	40-Robinson	16-Robinson
3-14	@ Denver	L	88-116	44-19	17,171	16-Del Negro	9-Rodman/Robinson
3-16	PORTLAND	W	110-102	45-19	20,539	27-Ellis/Robinson	19-Rodman
3-19	SACRAMENTO	W	107-100	46-19	20,640	48-Robinson	16-Robinson
3-22	@ Seattle	L	89-105	46-20	14,813	27-Robinson	16-Rodman
3-24	@ Sacramento	W	107-91	47-20	17,317	38-Robinson	18-Rodman
3-26	@ Golden State	W	112-101	48-20	15,025	29-Robinson	25-Rodman
3-27	@ Portland	W	107-95	49-20	12,888	36-Robinson	16-Rodman
3-29	@ Dallas	W	117-92	50-20	13,174	37-Robinson	20-Rodman
3-31	CLEVELAND	W	101-85	51-20	19,287	26-Robinson	15-Rodman
APRIL RECORD:		**4-7 (HOME: 3-3, ROAD: 1-4)**					
4-2	CHARLOTTE	W	117-111	52-20	20,640	24-Robinson	20-Rodman
4-5	GOLDEN STATE	L	101-106	52-21	18,769	29-Robinson	19-Rodman
4-6	@ Phoenix	L	95-107	52-22	19,023	33-Robinson	13-Rodman
4-9	@ Houston	L	89-100	52-23	16,611	30-Robinson	16-Rodman
4-11	MINNESOTA	W	101-89	53-23	19,138	29-Robinson	16-Rodman
4-13	DENVER	L	78-83	53-24	16,746	32-Robinson	18-Rodman
4-14	@ Utah	L	90-101	53-25	19,911	31-Robinson	11-Robinson
4-16	PHOENIX	L	94-96	53-26	35,845	39-Robinson	21-Rodman
4-19	HOUSTON	W	90-80	54-26	32,807	22-Robinson	21-Rodman
4-22	@ Seattle	L	87-94	54-27	14,813	29-Robinson	18-Rodman
4-24	@ LA Clippers	W	112-97	55-27	16,005	71-Robinson	17-Rodman



Avery Johnson

RECORD

62-20 (33-8 home: 29-12 road)
First in Midwest Division

HONORS

David Robinson, NBA Most Valuable Player
David Robinson, All-NBA First Team
David Robinson, NBA All-Star
David Robinson, IBM Award
David Robinson,
NBA All-Defensive First Team
Dennis Rodman,
NBA All-Defensive First Team

PLAYOFFS

Defeated Denver, First Round, 3-0
Defeated L.A. Lakers,
Western Conference Semifinals, 4-2
Lost to Houston,
Western Conference Finals, 4-2

SPURS LEADERS

Scoring: David Robinson 27.6 ppg
Rebounding: Dennis Rodman 16.8 rpg
Assists: Avery Johnson 8.2 apg

Head Coach: Bob Hill
Assistants: Hank Egan, Dave Cowens
& Paul Pressey

1994–95 SEASON NOTES

- The Spurs posted the best record in the NBA finishing with a 62-20 record … the team captured its eighth NBA division title, winning the Midwest Division.
- David Robinson was named the NBA's Most Valuable Player, becoming the first Spur ever to win the honor … the Admiral averaged 27.6 points, 10.8 rebounds, 2.9 assists, 1.65 steals and 3.23 blocks … he was third in the NBA in scoring, fourth in blocks, seventh in rebounding, 15th in steals and 15th in FG percentage.
- The Spurs won 15-straight games late in the season and were 21-2 in their final 23 games.
- In the postseason, the Spurs advanced to the Western Conference Finals before falling to the Houston Rockets in six games … at the time it was the Spurs' best playoff run ever, winning two playoff series in the same year for the first time in franchise history.

1994–95 SPURS FINAL STATISTICS (62-20)

						3-POINT					REBOUNDING										SCORING	
PLAYER	G	GS	MIN	FG-FGA	PCT	FG-FGA	PCT	FT-FTA	PCT	OFF	DEF	TOT	AST	PF	DQ	STL	TO	BLK	PTS	AVG
Robinson	81	81	3074	788-1487	.530	6-20	.300	656-847	.774	234	643	877	236	230	2	134	233	262	2238	27.6
Elliott	81	81	2858	502-1072	.468	136-333	.408	326-404	.807	63	224	287	206	216	2	78	151	38	1466	18.1
Johnson	82	82	3011	448-863	.519	3-22	.136	202-295	.685	49	159	208	670	154	0	114	207	13	1101	13.4
Del Negro	75	71	2360	372-766	.486	66-162	.407	128-162	.790	28	164	192	226	179	0	61	56	14	938	12.5
Person	81	1	2033	317-750	.423	172-445	.387	66-102	.647	49	209	258	106	198	0	45	102	12	872	10.8
Rodman	49	26	1568	137-240	.571	0-2	.000	75-111	.676	274	549	823	97	159	1	31	98	23	349	7.1
Reid	81	37	1566	201-396	.508	1-2	.500	160-233	.687	120	273	393	55	230	2	60	113	32	563	7.0
Cummings	76	20	1273	224-464	.483	0-0	.000	72-123	.585	138	240	378	59	188	1	36	95	19	520	6.8
Rivers	60	0	942	104-289	.360	42-122	.344	52-71	.732	13	87	100	154	142	1	61	56	21	302	5.0
Anderson	38	11	556	76-162	.469	3-19	.158	30-41	.732	15	40	55	52	71	1	26	38	10	185	4.9
Malone	17	0	149	13-35	.371	1-2	.500	22-32	.688	20	26	46	6	15	0	2	11	3	49	2.9
Eisley	15	0	56	3-17	.176	1-5	.200	0-0	.000	2	4	6	18	3	0	0	8	1	7	0.5
Haley	31	0	117	26-61	.426	0-1	.000	21-32	.656	8	19	27	2	31	0	3	13	5	73	2.4
Whitney	25	0	179	14-47	.298	3-19	.158	11-11	1.000	4	9	13	28	34	1	4	18	0	42	1.7
Nwosu	23	0	84	9-28	.321	0-0	.000	13-17	.765	11	13	24	3	20	0	0	9	3	31	1.3
Crowder	7	0	29	2-10	.200	0-4	.000	2-6	.333	1	2	3	1	1	0	1	2	0	6	0.9
SPURS	**82**			**3236-6687**	**.484**	**434-1158**	**.375**	**1836-2487**	**.738**	**1029**	**2661**	**3690**	**1919**	**1871**	**11**	**656**	**1246**	**456**	**8742**	**106.6**
OPPONENTS	**82**			**3168-6974**	**.454**	**426-1251**	**.341**	**1491-2089**	**.714**	**1017**	**2303**	**3320**	**1878**	**2063**	**25**	**633**	**1182**	**408**	**8253**	**100.6**

62-20 (FIRST IN MIDWEST DIVISION)

DATE	OPPONENT	W-L	SCORE	REC.	ATT.	HI-SCORER	HI-REBOUNDER
NOVEMBER RECORD:		**6-7 (HOME: 5-3, ROAD: 1-4)**					
11-4	GOLDEN ST.	L	118-123	0-1	30,542	27-AJ/Robinson	16-Robinson
11-7	NEW JERSEY	W	105-96	1-1	13,805	23-Elliott	19-Robinson
11-9	UTAH	W	109-101	2-1	14,354	30-Robinson	17-Robinson
11-12	NEW YORK	W	101-82	3-1	19,710	35-Robinson	13-Robinson
11-15	@ Denver	L	99-112	3-2	17,171	33-Robinson	20-Robinson
11-16	CHICAGO	L	92-94	3-3	16,059	30-Robinson	12-Robinson
11-19	@ Minnesota	W	109-101	4-3	14,109	23-Person	10-Robinson
11-21	@ New York	L	88-92	4-4	19,763	29-Robinson	12-Robinson
11-23	PORTLAND	W	110-105	5-4	16,304	36-Robinson	18-Robinson
11-25	SEATTLE	L	94-114	5-5	19,016	27-Elliott	11-Robinson
11-26	@ Phoenix	L	108-111	5-6	19,023	25-Robinson	9-Reid
11-28	MINNESOTA	W	92-88	6-6	14,272	24-Robinson	10-Robinson
11-30	@ Seattle	L	100-109	6-7	14,793	42-Robinson	13-Reid
DECEMBER RECORD:		**9-3 (HOME: 5-2, ROAD: 4-1)**					
12-2	@ Portland	W	95-91	7-7	12,888	32-Robinson	12-Robinson
12-6	DALLAS	L	121-124 (OT)	7-8	14,007	42-Robinson	10-Reid
12-8	UTAH	L	114-117 (OT)	7-9	14,092	25-Del Negro	15-Robinson
12-10	@ Houston	W	108-96	8-9	16,611	24-Johnson	11-Robinson
12-12	WASHINGTON	W	122-101	9-9	14,501	21-Robinson	12-Robinson
12-14	BOSTON	W	122-110	10-9	15,154	32-Robinson	11-Robinson/Rodman
12-17	LA LAKERS	W	116-102	11-9	15,439	32-Robinson	19-Rodman
12-21	@ Denver	W	111-97	12-9	17,171	24-Robinson	14-Rodman
12-23	HOUSTON	W	98-96	13-9	31,514	26-Del Negro	10-Reid/Robinson
12-27	CHARLOTTE	W	119-108	14-9	33,026	30-Robinson	20-Rodman
12-29	@ Atlanta	L	121-127 (OT)	14-10	15,005	30-Robinson	7-Four Players
12-30	@ Washington	W	115-101	15-10	18,756	30-Robinson	10-Rodman
JANUARY RECORD:		**11-4 (HOME: 4-1, ROAD: 7-3)**					
1-3	@ Golden St.	W	91-86	16-10	15,025	26-Robinson	19-Rodman
1-5	@ Utah	W	104-103	17-10	19,911	25-Robinson	18-Rodman
1-7	@ LA Clippers	W	103-88	18-10	8,070	27-Robinson	22-Rodman
1-10	LA CLIPPERS	W	108-97	19-10	15,729	33-Robinson	21-Rodman
1-12	MIAMI	W	113-108	20-10	14,651	32-Elliott	22-Rodman
1-13	@ Houston	L	100-103	20-11	16,611	23-Robinson	10-Robinson
1-15	DALLAS	L	103-108	20-12	16,019	43-Robinson	17-Robinson
1-17	@ Boston	W	101-92	21-12	14,890	24-Person	18-Rodman
1-18	@ Charlotte	L	110-111	21-13	23,698	42-Robinson	10-Rodman
1-20	@ Miami	W	115-114 (OT)	22-13	14,687	26-Robinson	11-Robinson
1-22	@ Indiana	L	93-98	22-14	16,672	34-Robinson	25-Rodman
1-24	@ Chicago	W	104-102 (OT)	23-14	22,414	30-Robinson	23-Rodman
1-26	HOUSTON	W	103-100	24-14	33,360	26-Elliott	22-Rodman
1-28	DENVER	W	103-77	25-14	32,820	31-Elliott	17-Rodman
1-31	@ Sacramento	W	97-96	26-14	17,317	23-Robinson	19-Rodman
FEBRUARY RECORD:		**11-2 (HOME: 7-0, ROAD: 4-2)**					
2-1	@ Portland	W	111-107	27-14	12,888	34-Robinson	19-Rodman
2-3	@ Dallas	W	114-103	28-14	17,502	20-Robinson	20-Rodman
2-4	SACRAMENTO	W	97-96	29-14	18,436	34-Robinson	22-Rodman
2-7	@ Seattle	W	106-103	30-14	15,803	31-Robinson	27-Rodman
2-8	@ LA Lakers	L	99-115	30-15	14,175	24-Person	10-Rodman
2-14	UTAH	W	112-96	31-15	18,490	29-Robinson	9-Robinson/Rodman
2-16	@ Utah	L	113-120	31-16	19,911	22-Elliott	20-Rodman
2-18	ATLANTA	W	111-97	32-16	33,072	31-Del Negro	18-Rodman
2-21	@ Houston	W	98-97	33-16	16,611	23-Del Negro	30-Rodman
2-22	PHOENIX	W	105-100	34-16	20,443	34-Robinson	24-Rodman
2-24	DETROIT	W	114-97	35-16	20,443	37-Robinson	21-Rodman
2-26	GOLDEN ST.	W	129-99	36-16	29,014	30-Robinson	22-Rodman
2-28	CLEVELAND	W	100-83	37-16	15,546	18-Robinson	21-Rodman
MARCH RECORD:		**14-2 (HOME: 8-1, ROAD: 6-1)**					
3-3	ORLANDO	W	112-111	38-16	35,818	24-Robinson	20-Rodman
3-5	HOUSTON	W	124-103	39-16	35,818	31-Robinson	27-Rodman
3-7	INDIANA	L	100-117	39-17	17,665	28-Elliott	14-Rodman
3-9	@ Cleveland	W	100-98	40-17	20,562	26-Robinson	10-Rodman
3-10	@ Philadelphia	W	100-94	41-17	16,575	33-Robinson	22-Rodman
3-12	@ Orlando	L	104-110	41-18	16,010	34-Robinson	23-Rodman
3-14	MINNESOTA	W	115-100	42-18	19,031	24-Robinson	14-Rodman
3-16	PHILADELPHIA	W	112-86	43-18	17,660	26-Robinson	15-Cummings
3-18	DALLAS	W	116-106	44-18	35,888	36-Robinson	14-Rodman
3-20	SEATTLE	W	104-96	45-18	19,798	24-Robinson	11-Person/Reid
3-22	@ New Jersey	W	102-85	46-18	20,049	22-Robinson	9-Reid/Robinson
3-24	@ Minnesota	W	111-97	47-18	15,112	29-Robinson	13-Robinson
3-25	@ Milwaukee	W	113-105	48-18	16,633	27-Robinson	12-Robinson
3-27	@ Detroit	W	114-93	49-18	16,084	40-Robinson	12-Robinson
3-29	LA LAKERS	W	107-84	50-18	18,027	30-Robinson	16-Cummings/Robinson
3-31	MILWAUKEE	W	118-102	51-18	32,107	26-Robinson	10-Reid/Robinson
APRIL RECORD:		**11-2 (HOME: 4-1, ROAD: 7-1)**					
4-2	PHOENIX	W	109-106	52-18	35,888	30-Elliott	14-Robinson
4-4	@ LA Clippers	W	113-89	53-18	10,856	27-Robinson	18-Robinson
4-6	@ Sacramento	W	96-94	54-18	17,317	29-Robinson	15-Cummings
4-8	@ Golden St.	W	112-99	55-18	15,025	36-Robinson	11-Cummings
4-9	@ LA Lakers	W	101-87	56-18	17,505	26-Robinson	18-Robinson
4-11	PORTLAND	L	71-91	56-19	19,011	21-Robinson	12-Robinson
4-12	@ Phoenix	L	111-115	56-20	19,023	25-Robinson	11-Cummings
4-14	SACRAMENTO	W	98-88	57-20	25,130	32-Robinson	16-Robinson
4-16	@ Denver	W	112-109 (OT)	58-20	17,171	42-Robinson	14-Robinson
4-18	DENVER	W	107-96	59-20	18,481	30-Robinson	13-Rodman
4-20	@ Dallas	W	112-111	60-20	17,502	36-Robinson	13-Robinson
4-21	LA CLIPPERS	W	107-96	61-20	25,501	21-Elliott	17-Rodman
4-23	@ Minnesota	W	97-91	62-20	18,872	20-Person	16-Rodman



Vinny Del Negro

RECORD

59-23 (33-8 home: 26-15 road)
First in Midwest Division

HONORS

David Robinson, IBM Award
David Robinson, All-NBA First Team
David Robinson, All-Defensive First Team
Sean Elliott, NBA All-Star
David Robinson, NBA All-Star

PLAYOFFS

Defeated Phoenix, First Round, 3-1
Lost to Utah,
Western Conference Semifinals, 4-2

SPURS LEADERS

Scoring: David Robinson 25.0 ppg
Rebounding: David Robinson 12.2 rpg
Assists: Avery Johnson 9.6 apg

Head Coach: Bob Hill
Assistants: Hank Egan, Dave Cowens & Paul Pressey

1995–96 SEASON NOTES

- The 1996 All-Star Game was held in San Antonio … the East beat the West 129-118 in front of 36,037 in the Dome … Michael Jordan – in his first All-Star Game since 1993 – was the MVP, finishing with 20 points in 22 minutes … for the Western squad David Robinson had 18 points and 11 rebounds in 23 minutes and Sean Elliott finished with 13 points in 22 minutes.

- The Spurs finished the month of March with a perfect 16-0 record, matching the '71–72 Lakers for the best month ever recorded in NBA history … the Spurs perfect month was part of a franchise-record 17 game winning streak which went from 2/29–4/2.

- Avery Johnson and Vinny Del Negro finished with the best assist-to-turnover ratio among any starting backcourt in the NBA … AJ and Vinny combined for a 3.74-to-1 assist-to-turnover ratio … Johnson's personal assist-to-turnover ratio of 4.05-to-1 was the best among any starter in the league.

- David Robinson and Chuck Person both hit a pair of major milestones during the season … on 3/14 vs. the Heat, Person connected on the 1,000th three-pointer of his career, becoming just the fourth player in history to hit the 1,000 mark … then, on 4/15 at Portland, Robinson became just the 10th player in NBA history to record 2,000 career blocks.

1995–96 SPURS FINAL STATISTICS (59-23)

						3-POINT					REBOUNDING									SCORING	
PLAYER	G	GS	MIN	FG-FGA	PCT	FG-FGA	PCT	FT-FTA	PCT	OFF	DEF	TOT	AST	PF	DQ	STL	TO	BLK	PTS	AVG
Robinson	82	82	3019	711-1378	.516	3-9	.333	626-823	.761	319	681	1000	247	262	1	111	190	271	2051	25.0
Elliott	77	77	2901	525-1127	.466	161-392	.411	326-423	.771	69	327	396	211	178	1	69	198	33	1537	20.0
Del Negro	82	82	2766	478-962	.497	57-150	.380	178-214	.832	36	236	272	315	166	0	85	100	6	1191	14.5
Johnson	82	82	3084	438-887	.494	6-31	.194	189-262	.721	37	169	206	789	179	1	119	195	21	1071	13.1
Person	80	16	2131	307-705	.437	190-463	.410	67-104	.644	76	337	413	100	197	2	49	91	26	873	10.9
Smith	32	30	826	130-284	.458	0-0	.000	46-60	.767	74	128	202	36	100	1	32	45	29	306	9.6
Reid	32	5	643	72-164	.439	0-1	.000	64-87	.736	35	88	123	14	98	0	25	49	10	208	6.5
Perdue	80	22	1396	173-331	.523	0-1	.000	67-125	.536	175	310	485	33	183	0	28	86	75	413	5.2
Rivers	78	0	1235	108-290	.372	47-137	.343	48-64	.750	30	108	138	123	175	0	73	57	21	311	4.0
Lohaus	32	1	273	39-96	.406	27-65	.415	2-3	.667	5	28	33	17	34	0	2	9	7	107	3.3
Demps	16	0	87	19-33	.576	1-2	.500	14-17	.824	2	7	9	8	10	0	3	12	1	53	3.3
Williams	17	0	122	20-46	.435	0-1	.000	9-12	.750	11	12	23	4	17	0	4	13	2	49	2.9
Alexander	60	0	560	63-155	.406	26-66	.394	16-25	.640	9	33	42	121	94	0	27	68	2	168	2.8
Herrera	44	6	393	40-97	.412	0-1	.000	5-17	.294	30	51	81	16	61	0	9	29	8	85	1.9
Anderson	46	7	344	24-47	.511	0-1	.000	6-25	.240	29	71	100	10	66	0	9	22	24	54	1.2
SPURS	**82**			**3148-6602**	**.477**	**518-1320**	**.392**	**1863-2261**	**.736**	**937**	**2586**	**3527**	**2044**	**1820**	**6**	**645**	**1195**	**536**	**8477**	**103.4**
OPPONENTS	**82**			**3017-6866**	**.439**	**441-1337**	**.330**	**1485-2034**	**.730**	**1109**	**2473**	**3582**	**1849**	**1972**	**19**	**604**	**1257**	**428**	**7960**	**97.1**

59-23 (FIRST IN MIDWEST DIVISION)

DATE	OPPONENT	W-L	SCORE	REC.	ATT.	HI-SCORER	HI-REBOUNDER
NOVEMBER RECORD:		**8-4 (HOME: 4-2, ROAD: 4-2)**					
11-3	DALLAS	L	97-103	0-1	28,821	24-Elliott	10-Robinson
11-4	@ Denver	W	116-108	1-1	17,171	32-Elliott	15-Robinson
11-8	VANCOUVER	W	111-62	2-1	12,355	31-Robinson	11-Perdue
11-10	MILWAUKEE	W	104-90	3-1	14,353	22-Elliott	12-Robinson
11-12	@ Cleveland	W	84-81	4-1	15,137	18-Robinson	12-Robinson
11-14	@ Milwaukee	L	84-98	4-2	13,464	31-Elliott	15-Robinson
11-15	@ Minnesota	W	105-96	5-2	9,954	30-Robinson	12-Robinson
11-18	CHARLOTTE	W	109-107	6-2	15,750	27-Robinson	14-Robinson
11-22	CHICAGO	L	94-103	6-3	35,888	26-Robinson	15-Robinson
11-24	@ Seattle	L	100-112	6-4	17,072	32-Elliott	8-Robinson
11-25	@ L.A. Clippers	W	100-91	7-4	7,600	21-Del Negro	8-Elliott
11-29	L.A. CLIPPERS	W	105-86	8-4	13,206	33-Robinson	11-Robinson
DECEMBER RECORD:		**11-4 (HOME: 7-1, ROAD: 4-3)**					
12-2	PHOENIX	W	101-93	9-4	27,566	37-Robinson	15-Robinson
12-5	L.A. LAKERS	W	117-89	10-4	14,551	24-Robinson	8-Perdue
12-7	@ Atlanta	W	104-102	11-4	8,717	31-Robinson	17-Robinson
12-8	@ Chicago	L	87-106	11-5	23,802	30-Robinson	12-Robinson
12-10	@ New York	L	112-118 (2OT)	11-6	19,763	45-Robinson	16-Robinson
12-13	SEATTLE	L	83-88	11-7	13,645	23-Robinson	14-Perdue
12-14	@ Dallas	W	126-111	12-7	17,027	33-Robinson	15-Perdue
12-16	SACRAMENTO	W	122-106	13-7	15,675	31-Elliott	15-Perdue
12-19	PORTLAND	W	111-103	14-7	12,851	31-Robinson	10-Rivers
12-21	DENVER	W	114-96	15-7	14,663	25-Robinson	15-Robinson
12-23	HOUSTON	W	110-95	16-7	26,145	26-Elliott	16-Robinson
12-25	@ Phoenix	W	105-100	17-7	19,023	28-Elliott	10-Robinson
12-26	@ Sacramento	L	98-115	17-8	17,317	25-Robinson	14-Robinson
12-28	@ L.A. Lakers	W	107-99	18-8	17,505	29-Robinson	15-Perdue
12-30	MINNESOTA	W	122-84	19-8	17,049	33-Elliott	13-Person
JANUARY RECORD:		**9-5 (HOME: 6-2, ROAD: 3-3)**					
1-3	UTAH	W	111-97	20-8	23,883	31-Robinson	13-Robinson
1-5	INDIANA	L	92-105	20-9	27,513	28-Elliott	9-Robinson
1-9	@ Houston	W	88-82	21-9	16,285	20-Elliott	13-Robinson
1-10	CLEVELAND	W	92-86	22-9	12,150	26-Elliott	20-Robinson
1-12	@ Utah	W	101-94	23-9	19,911	28-Robinson	15-Robinson
1-13	ORLANDO	W	106-105	24-9	30,256	30-Del Negro	16-Robinson
1-16	BOSTON	W	121-97	25-9	15,599	27-Robinson	14-Person
1-18	@ Detroit	L	98-100	25-10	20,112	37-Robinson	14-Perdue
1-19	@ Minnesota	L	92-100	25-11	18,827	22-Lohaus	15-Robinson
1-21	@ Philadelphia	W	118-88	26-11	13,311	23-Robinson	8-Robinson
1-22	@ Miami	L	89-96	26-12	14,589	25-Elliott/Robinson	12-Perdue
1-24	DETROIT	L	84-85	26-13	13,609	19-Johnson	17-Perdue
1-26	PORTLAND	W	87-83	27-13	15,927	21-Person	21-Robinson
1-31	L.A. CLIPPERS	W	115-106	28-13	13,739	26-Johnson	10-Robinson
FEBRUARY RECORD:		**9-5 (HOME: 4-1, ROAD: 5-4)**					
2-2	MINNESOTA	W	101-90	29-13	14,236	21-Robinson	10-Robinson
2-4	@ Orlando	L	109-122 (OT)	29-14	17,248	36-Robinson	11-Robinson
2-6	@ Charlotte	W	109-102	30-14	24,042	23-Elliott/Robinson	15-Robinson
2-7	@ Boston	W	99-89	31-14	18,624	36-Elliott	19-Robinson
2-13	UTAH	L	111-114 (OT)	31-15	15,150	29-Elliott	17-Robinson
2-15	@ Houston	L	108-112	31-16	16,285	31-Del Negro	13-Robinson
2-16	GOLDEN STATE	W	113-95	32-16	16,673	20-Del Negro	18-Robinson
2-18	HOUSTON	W	93-79	33-16	34,215	25-Robinson	12-Robinson
2-20	@ Portland	W	108-105	34-16	20,640	39-Robinson	9-Robinson
2-21	@ Golden State	L	92-95	34-17	15,025	20-Robinson	13-Robinson
2-23	@ Sacramento	W	112-105	35-17	17,317	34-Robinson	14-Robinson
2-25	@ Vancouver	W	95-84	36-17	16,598	29-Elliott	12-Person
2-27	@ L.A. Clippers	L	90-95	36-18	14,555	28-Robinson	12-Smith
2-29	TORONTO	W	120-95	37-18	18,083	24-Del Negro	8-Perdue
MARCH RECORD:		**16-0 (HOME: 8-0, ROAD: 8-0)**					
3-2	PHILADELPHIA	W	115-101	38-18	29,319	33-Elliott	10-Perdue
3-4	@ Denver	W	101-90	39-18	15,734	28-Robinson	13-Robinson
3-6	DENVER	W	100-90	40-18	14,008	29-Del Negro	10-Perdue
3-8	NEW JERSEY	W	115-100	41-18	16,844	44-Robinson	14-Smith
3-10	@ Seattle	W	106-105	42-18	17,072	36-Robinson	13-Robinson
3-12	@ Golden State	W	106-98	43-18	15,025	28-Robinson	11-Robinson
3-14	MIAMI	W	120-100	44-18	19,595	28-Robinson	18-Robinson
3-16	ATLANTA	W	119-92	45-18	29,262	24-Elliott	14-Robinson
3-18	GOLDEN STATE	W	104-98	46-18	15,581	32-Robinson	14-Robinson
3-20	@ Washington	W	112-101	47-18	15,123	33-Robinson	12-Perdue
3-22	@ Toronto	W	120-108	48-18	25,964	24-Elliott/Robinson	9-Robinson
3-24	@ Indiana	W	100-88	49-18	16,734	22-Robinson	13-Robinson
3-25	@ New Jersey	W	95-88	50-18	16,037	35-Elliott	17-Robinson
3-27	NEW YORK	W	90-84	51-18	18,291	21-Robinson	13-Robinson
3-29	@ Dallas	W	119-104	52-18	17,502	31-Robinson	15-Robinson
3-31	PHOENIX	W	97-83	53-18	32,272	22-Robinson	13-Robinson
APRIL RECORD:		**6-5 (HOME: 4-2, ROAD: 2-3)**					
4-2	@ Phoenix	L	104-111	53-19	19,023	28-Robinson	11-Robinson
4-3	SACRAMENTO	W	117-96	54-19	13,910	25-Del Negro	9-Robinson
4-5	WASHINGTON	L	84-104	54-20	19,452	24-Robinson	18-Robinson
4-7	@ L.A. Lakers	L	97-107	54-21	17,130	40-Robinson	11-Robinson
4-8	@ Utah	W	92-91	55-21	19,911	21-Elliott	12-Robinson
4-10	VANCOUVER	W	105-82	56-21	17,269	15-Person	11-Robinson
4-13	SEATTLE	W	84-81	57-21	31,710	24-Robinson	16-Robinson
4-15	@ Portland	L	97-121	57-22	21,401	25-Robinson	13-Robinson
4-16	@ Vancouver	W	95-86	58-22	16,127	23-Elliott	5-Del Negro/Robinson
4-18	L.A. LAKERS	W	103-100	59-22	22,184	29-Robinson	17-Person
4-21	DALLAS	L	98-103	59-23	18,174	32-Robinson	13-Robinson



Will Perdue

RECORD
20-62 (12-29 home: 8-33 road)
Sixth in Midwest Division

HONORS
None

PLAYOFFS
None

SPURS LEADERS
Scoring: Dominique Wilkins 18.2 ppg
Rebounding: Will Perdue 9.8 rpg
Assists: Avery Johnson 6.8 apg

Head Coach: Bob Hill/Gregg Popovich
Assistants: Hank Egan, Paul Pressey
& Mike Budenholzer

1996–97 SEASON NOTES

- Injuries were the big story for the Spurs all season, as 11 different players missed games due to injury … Chuck Person (82), David Robinson (76), Charles Smith (63), Sean Elliott (43), Dominique Wilkins (19), Will Perdue (17), Monty Williams (16), Vinny Del Negro (10), Vernon Maxwell (10), Avery Johnson (6) and Carl Herrera (5) combined to miss a total of 347 games due to injuries … a total of 20 players suited up for the Spurs and the team used 24 different starting lineups.

- The Spurs were 3-15 when Gregg Popovich replaced Bob Hill as head ccoach on 12/10/96 … the Spurs finished the season with a 20-62 mark, the worst record in franchise history … for just the fourth time in their NBA history, the Spurs failed to qualify for the playoffs.

- One of the bright spots was the play of 37-year-old forward Dominique Wilkins … signed as a free agent before the start of the season, Wilkins averaged 18.2 points and 6.4 rebounds in 30.9 minutes in 63 games … he finished the season with 26,534 career points, which placed him in seventh place on the NBA's all-time scoring list.

1996–97 SPURS FINAL STATISTICS (20-62)

						3-POINT					REBOUNDING									SCORING	
PLAYER	G	GS	MIN	FG-FGA	PCT	FG-FGA	PCT	FT-FTA	PCT	OFF	DEF	TOT	AST	PF	DQ	STL	TO	BLK	PTS	AVG
Wilkins	63	26	1945	397-953	.417	70-239	.293	281-350	.803	169	233	402	119	100	0	39	135	31	1145	18.2
Robinson	6	6	147	36-72	.500	0-0	.000	34-52	.654	19	32	51	8	9	0	6	8	6	106	17.7
Elliott	39	39	1393	196-464	.422	42-126	.333	148-196	.755	48	142	190	124	105	1	24	89	24	582	14.9
Maxwell	72	31	2068	340-906	.375	115-372	.309	134-180	.744	27	132	159	153	168	1	87	121	19	929	12.9
Del Negro	72	53	2243	365-781	.467	44-140	.314	112-129	.868	39	171	210	231	131	0	59	92	7	886	12.3
Johnson	76	76	2472	327-685	.477	6-26	.231	140-203	.690	32	115	147	513	158	1	96	146	15	800	10.5
Williams	65	26	1345	234-460	.509	0-1	.000	120-186	.645	98	108	206	91	161	1	55	116	52	588	9.0
Perdue	65	34	1918	233-410	.568	0-0	.000	99-171	.579	251	387	638	38	184	2	32	87	102	565	8.7
Herrera	75	58	1837	257-593	.433	2-6	.333	81-118	.686	118	222	340	50	217	3	62	95	53	597	8.0
Alexander	80	6	1454	194-490	.396	94-252	.373	95-129	.736	29	94	123	254	148	0	82	146	16	577	7.2
Smith	19	7	329	34-84	.405	0-1	.000	20-26	.769	18	47	65	14	44	0	13	22	22	88	4.6
Nickerson	3	0	36	3-9	.333	0-1	.000	7-7	1.000	1	3	4	1	1	0	0	0	1	13	4.3
Hancock	1	0	8	1-2	.500	0-0	.000	2-2	1.000	0	0	0	1	2	0	0	0	0	4	4.0
Anderson	82	48	1659	130-262	.496	0-1	.000	62-93	.667	157	291	448	34	225	2	63	73	67	322	3.9
Howard	7	0	69	7-12	.583	0-0	.000	12-14	.857	4	5	9	1	7	0	8	5	2	26	3.7
Feick	38	0	614	54-153	.353	4-13	.308	34-65	.523	81	130	211	26	75	0	16	31	13	146	3.8
Gray	3	0	24	5-15	.333	0-0	.000	0-1	.000	3	2	5	0	8	0	1	5	0	10	3.3
Sasser	6	0	62	8-19	.421	1-2	.500	0-0	.000	0	7	7	1	11	0	2	2	0	17	2.8
Courtney	5	0	48	5-16	.313	0-0	.000	3-5	.600	4	3	7	0	6	0	0	2	0	13	2.6
Kempton	10	0	59	1-5	.200	0-0	.000	2-2	1.000	3	5	8	2	4	0	1	7	1	4	0.4
SPURS	**82**			**2827-6391**	**.442**	**378-1180**	**.320**	**1386-1929**	**.719**	**1101**	**2129**	**3230**	**1661**	**1764**	**11**	**646**	**1243**	**431**	**7418**	**90.5**
OPPONENTS	**82**			**3002-6379**	**.471**	**552-1425**	**.387**	**1508-2042**	**.738**	**1048**	**2302**	**3350**	**1955**	**1646**	**4**	**664**	**1180**	**448**	**8064**	**98.3**

20-62 (SIXTH IN MIDWEST DIVISION)

DATE	OPPONENT	W-L	SCORE	REC.	ATT.	HI-SCORER	HI-REBOUNDER
NOVEMBER RECORD:		**2-13 (HOME: 1-7, ROAD: 1-6)**					
11-1	@ Minnesota	L	78-82	0-1	18,109	18-Wilkins	8-Elliott/Wilkins
11-3	DENVER	L	79-88	0-2	20,791	17-Elliott	10-Smith
11-5	@ Cleveland	W	74-68	1-2	15,587	17-Elliott	13-Anderson
11-6	@ Washington	L	86-96	1-3	17,110	18-Elliott	11-Anderson
11-8	SEATTLE	L	75-87	1-4	15,027	15-Elliott/Johnson	11-Elliott
11-10	@ Portland	L	81-94	1-5	20,112	18-Wilkins	11-Wilkins
11-13	L.A. LAKERS	W	95-83	2-5	26,002	28-Wilkins	11-Wilkins
11-15	INDIANA	L	78-93	2-6	14,395	19-Wilkins	16-Wilkins
11-17	GOLDEN STATE	L	92-102	2-7	13,334	17-Johnson/Maxwell	7-Herrera/Perdue/Wilkins
11-20	L.A. CLIPPERS	L	81-93	2-8	13,386	24-Wilkins	14-Perdue
11-22	@ L.A. Lakers	L	86-96	2-9	17,505	19-Wilkins	13-Wilkins
11-24	@ Vancouver	L	91-96	2-10	15,874	26-Wilkins	11-Wilkins
11-26	@ Dallas	L	101-105	2-11	14,567	32-Wilkins	8-Perdue/Williams
11-27	PORTLAND	L	109-120	2-12	13,797	33-Wilkins	11-Wilkins
11-30	CHICAGO	L	88-97	2-13	37,058	25-Wilkins	23-Perdue
DECEMBER RECORD:		**5-7 (HOME: 3-2, ROAD: 2-5)**					
12-4	PHILADELPHIA	W	113-103	3-13	12,968	24-Johnson/Wilkins	10-Wilkins
12-6	VANCOUVER	L	89-105	3-14	13,646	24-Wilkins	11-Perdue
12-8	@ Golden State	L	88-114	3-15	13,057	15-Wilkins/Perdue	6-Anderson/Perdue
12-10	@ Phoenix	L	76-93	3-16	19,023	17-Wilkins	9-Robinson
12-12	@ L.A. Clippers	L	94-97	3-17	11,349	20-Robinson	7-Robinson
12-14	DALLAS	W	106-105	4-17	16,548	27-Robinson	10-Robinson
12-19	@ Houston	W	115-101	5-17	16,285	24-Wilkins	9-Robinson
12-21	PHOENIX	W	101-88	6-17	16,053	29-Elliott	12-Perdue
12-23	MIAMI	L	79-90	6-18	24,702	18-Elliott/Robinson	7-Elliott/Perdue
12-26	@ Seattle	L	86-94	6-19	17,072	17-Elliott/Wilkins	7-Wilkins
12-29	@ Portland	L	86-110	6-20	20,049	16-Wilkins	8-Perdue
12-30	@ Vancouver	W	95-88	7-20	15,749	23-Maxwell/Johnson	13-Perdue
JANUARY RECORD:		**4-11 (HOME: 3-5, ROAD: 1-6)**					
1-2	UTAH	W	83-80	8-20	15,220	22-Johnson	12-Perdue
1-3	@ Denver	W	93-91	9-20	10,504	24-Maxwell	16-Perdue
1-5	L.A. CLIPPERS	L	84-93	9-21	12,891	23-Maxwell	10-Herrera
1-7	@ New Jersey	L	74-90	9-22	13,860	16-Johnson/Williams	9-Perdue
1-8	@ Boston	L	83-107	9-23	14,490	14-Johnson/Williams	14-Perdue
1-10	@ Detroit	L	78-84	9-24	19,733	21-Maxwell	12-Perdue
1-11	@ Atlanta	L	82-87 (OT)	9-25	15,877	21-Johnson	17-Perdue
1-15	NEW YORK	L	77-94	9-26	14,541	22-Maxwell	13-Perdue
1-17	SACRAMENTO	W	96-76	10-26	13,938	19-Elliott	11-Perdue
1-20	@ Minnesota	L	83-96	10-27	17,113	22-Del Negro	13-Perdue
1-22	NEW JERSEY	L	95-103	10-28	12,802	20-Maxwell/Wilkins	9-Elliott
1-24	DALLAS	W	97-87	11-28	13,695	24-Wilkins	12-Perdue
1-26	@ Milwaukee	L	76-94	11-29	13,179	22-Herrera	11-Herrera
1-29	L.A. LAKERS	L	92-99	11-30	25,570	28-Wilkins	12-Wilkins
1-31	MINNESOTA	L	95-97	11-31	13,564	27-Maxwell/Wilkins	9-Anderson
FEBRUARY RECORD:		**2-12 (HOME: 1-7, ROAD: 1-5)**					
2-3	SACRAMENTO	L	79-85	11-32	12,764	15-Maxwell	12-Anderson
2-5	@ Philadelphia	L	97-113	11-33	13,845	19-Maxwell	12-Feick
2-6	@ New York	L	84-96	11-34	19,763	19-Wilkins	12-Anderson
2-11	@ Dallas	W	111-97	12-34	13,172	34-Maxwell	16-Perdue
2-12	VANCOUVER	L	101-106	12-35	12,463	19-Maxwell	10-Herrera
2-14	GOLDEN STATE	L	94-108	12-36	14,501	22-Wilkins	17-Anderson
2-15	ATLANTA	L	89-109	12-37	26,809	24-Maxwell	13-Anderson
2-18	@ Utah	L	105-113	12-38	19,911	32-Wilkins	12-Wilkins
2-19	TORONTO	L	92-125	12-39	13,179	17-Herrera/Wilkins	10-Perdue
2-21	MILWAUKEE	W	98-93	13-39	13,829	24-Herrera	8-Wilkins/Perdue
2-23	@ Houston	L	85-95	13-40	16,285	28-Wilkins	14-Perdue
2-24	CHARLOTTE	L	84-96	13-41	13,092	24-Del Negro	13-Perdue
2-26	MINNESOTA	L	89-108	13-42	14,153	20-Wilkins	17-Perdue
2-28	@ Orlando	L	73-94	13-43	17,248	19-Wilkins	8-Feick
MARCH RECORD:		**5-10 (HOME: 3-3, ROAD: 2-7)**					
3-2	@ Miami	L	72-79	13-44	15,200	28-Williams	12-Herrera
3-4	@ Charlotte	L	98-105	13-45	24,042	21-Herrera	7-Perdue
3-5	@ Chicago	L	69-111	13-46	23,841	19-Williams	15-Feick
3-7	@ Toronto	W	106-103	14-46	16,178	34-Maxwell	10-Anderson
3-8	@ Indiana	W	102-98	15-46	16,621	26-Johnson	11-Anderson
3-11	HOUSTON	L	79-103	15-47	27,855	19-Williams	7-Feick
3-14	BOSTON	W	103-92	16-47	16,618	22-Alexander/Wilkins	9-Herrera/Perdue
3-15	@ Denver	L	105-121	16-48	11,051	20-Wilkins	9-Anderson
3-17	WASHINGTON	L	85-109	16-49	16,178	24-Alexander	7-Perdue
3-20	@ Phoenix	L	106-113	16-50	19,023	26-Alexander/Maxwell	14-Perdue
3-21	@ Sacramento	L	110-114 (OT)	16-51	17,317	31-Wilkins	7-Feick/Perdue
3-23	@ L.A. Clippers	L	91-106	16-52	13,423	17-Del Negro/Williams	12-Perdue
3-25	CLEVELAND	W	64-59	17-52	18,631	10-Maxwell/Johnson	14-Perdue
3-27	ORLANDO	W	97-93	18-52	16,792	20-Williams	7-Herrera
3-29	UTAH	L	102-115	18-53	25,705	26-Wilkins	11-Perdue
APRIL RECORD:		**2-9 (HOME: 1-5, ROAD: 1-4)**					
4-2	DETROIT	L	92-99	18-54	14,489	22-Herrera	16-Perdue
4-4	@ L.A. Lakers	W	94-83	19-54	17,505	28-Wilkins	7-Perdue/Wilkins
4-5	@ Golden State	L	103-120	19-55	13,948	25-Wilkins	7-Anderson
4-7	@ Utah	L	93-116	19-56	19,911	24-Alexander	10-Feick
4-8	DENVER	W	96-90	20-56	13,484	30-Williams	16-Anderson
4-10	PORTLAND	L	81-98	20-57	13,813	13-Feick/Perdue	13-Perdue
4-12	SEATTLE	L	91-96	20-58	21,206	17-Maxwell/Johnson	12-Feick/Perdue
4-14	@ Sacramento	L	106-120	20-59	17,317	29-Del Negro	18-Perdue
4-15	@ Seattle	L	88-108	20-60	17,072	17-Johnson	8-Perdue
4-18	PHOENIX	L	95-106	20-61	17,599	16-Perdue	12-Perdue
4-20	HOUSTON	L	99-103	20-62	23,553	19-Herrera	14-Herrera



Tim Duncan

RECORD

56-26 (31-10 home: 25-16 road)
Second in Midwest Division

HONORS

Avery Johnson, NBA Sportsmanship Award
Tim Duncan, NBA Rookie of the Year
Tim Duncan, All-NBA First Team
David Robinson, All-NBA Second Team
Tim Duncan, All-Defensive Second Team
David Robinson, All-Defensive Second Team
Tim Duncan, NBA All-Star
David Robinson, NBA All-Star

PLAYOFFS

Defeated Phoenix, First Round, 3-1
Lost to Utah,
Western Conference Semifinals, 4-1

SPURS LEADERS

Scoring: David Robinson 21.6 ppg
Rebounding: Tim Duncan 11.9 rpg
Assists: Avery Johnson 7.9 apg

Head Coach: Gregg Popovich
Assistants: Hank Egan, Paul Pressey
& Mike Budenholzer

1997–98 SEASON NOTES

- The Spurs set an NBA record for the largest single season turnaround, posting a 56-26 mark - a 36 game improvement over their 20-62 record during the 1996-97 season … the Spurs broke the old NBA record for
a single season turnaround of 35 games, a mark set by the Spurs during the 1989–90 season.

- Tim Duncan enjoyed an impressive rookie season, averaging 21.1 points, 11.9 rebounds and 2.51 blocks per game … he was the NBA Rookie of the Year, after being named the NBA Rookie of the Month all six months … in addition, he earned a spot on the All-NBA First Team and the All-Defensive Second Team.

- After appearing in just six games during the 1996-97 season due to injuries, David Robinson returned to All-Star form during the 1997–98 campaign … he appeared in 73 games, averaging 21.6 points, 10.6 rebounds and 2.63 blocks per contest … Robinson joined Tim Duncan as a member of the 1998 NBA All-Star team … in addition, he was named to the All-NBA Second Team and the All-Defensive Second Team.

- Tim Duncan and David Robinson became just the eighth set of teammates in NBA history to both average 20-plus points and 10-plus rebounds … since 1970 the feat has been accomplished just four times … in addition to Duncan and Robinson, other 20-point, 10-rebound teammates since that time have been Ralph Sampson and Hakeem Olajuwon (Houston in '84–85), Charles Barkley and Moses Malone (Philadelphia in '85-86) and Alonzo Mourning and Larry Johnson (Charlotte in '92-93).

1997–98 SPURS FINAL STATISTICS (56-26)

						3-POINT					REBOUNDING										SCORING	
PLAYER	G	GS	MIN	FG-FGA	PCT	FG-FGA	PCT	FT-FTA	PCT	OFF	DEF	TOT	AST	PF	DQ	STL	TO	BLK	PTS	AVG
Robinson	73	73	2457	544-1065	.511	1-4	.250	485-660	.735	239	536	775	199	204	2	64	202	192	1574	21.6
Duncan	82	82	3204	706-1287	.549	0-10	.000	319-482	.662	274	703	977	224	254	1	55	279	206	1731	21.1
Johnson	75	73	2674	321-671	.478	2-13	.154	122-168	.726	30	120	150	591	140	0	84	165	18	766	10.2
Del Negro	54	38	1721	211-479	.441	17-39	.436	74-93	.796	13	139	152	183	113	0	39	53	6	513	9.5
Elliott	36	36	1012	122-303	.403	34-90	.378	56-78	.718	16	108	124	62	92	1	24	57	14	334	9.3
Jackson	82	45	2226	258-654	.394	112-297	.377	94-118	.797	55	155	210	156	222	3	60	104	8	722	8.8
Person	61	11	1455	143-398	.359	95-276	.344	28-37	.757	17	187	204	86	121	1	29	67	10	409	6.7
Williams	72	16	1314	165-368	.448	1-2	.500	122-182	.670	67	112	179	89	133	1	34	82	24	453	6.3
Perdue	79	30	1491	162-295	.549	0-1	.000	70-133	.526	177	358	535	57	137	0	22	81	50	394	5.0
Alexander	37	3	501	60-145	.414	20-64	.313	25-37	.676	7	40	47	71	53	2	25	47	5	165	4.5
Rose	53	0	429	59-136	.434	1-3	.333	39-61	.639	40	50	90	19	79	1	21	44	7	158	3.0
Herrera	58	1	516	76-175	.434	0-1	.000	18-44	.409	24	67	91	22	71	1	19	38	12	170	2.9
Geary	62	2	685	56-169	.331	12-40	.300	28-56	.500	19	48	67	74	95	0	37	42	12	152	2.5
Lohaus	9	0	102	7-21	.333	4-14	.286	1-3	.333	3	9	12	5	10	0	1	3	2	19	2.1
Burton	13	0	43	8-21	.381	3-9	.333	8-12	.667	3	6	9	1	7	0	2	1	2	27	2.1
SPURS	**82**		**19830**	**2898-6187**	**.468**	**302-863**	**.350**	**1489-2164**	**.688**	**984**	**2638**	**3622**	**1839**	**1731**	**13**	**516**	**1318**	**568**	**7587**	**92.5**
OPPONENTS	**82**		**19830**	**2737-6656**	**.411**	**338-1029**	**.328**	**1448-1956**	**.740**	**1017**	**2236**	**3253**	**1556**	**1845**	**20**	**730**	**1045**	**378**	**7260**	**88.5**

56-26 (SECOND IN MIDWEST DIVISION)

DATE	OPPONENT	W-L	SCORE	REC.	ATT.	HI-SCORER	HI-REBOUNDER
OCTOBER RECORD:		**1-0 (HOME: 0-0, ROAD: 1-0)**					
10-31	@Denver	W	107-96	1-0	15,031	21-Robinson	13-Robinson
NOVEMBER RECORD:		**8-7 (HOME: 5-3, ROAD: 3-4)**					
11-1	CLEVELAND	W	83-80	2-0	24,793	22-Robinson	9-Robinson
11-3	@Chicago	L	83-87 (2OT)	2-1	23,868	21-Robinson	22-Duncan
11-5	VANCOUVER	W	87-79	3-1	14,523	22-Robinson	17-Robinson
11-8	UTAH	W	87-80	4-1	19,100	28-Robinson	13-Duncan
11-10	@Toronto	W	100-98	5-1	18,174	32-Robinson	8-Duncan
11-11	@Minnesota	W	93-92	6-1	14,593	36-Robinson	16-Robinson
11-13	L.A. LAKERS	L	100-109 (OT)	6-2	20,557	27-Robinson	14-Robinson
11-15	MINNESOTA	L	94-105	6-3	17,410	29-Robinson	18-Robinson
11-19	GOLDEN STATE	W	108-87	7-3	15,326	21-Robinson	11-Robinson
11-21	@Seattle	L	74-94	7-4	17,072	13-Williams	15-Perdue
11-22	@Utah	L	74-103	7-5	19,911	22-Robinson	11-Robinson
11-25	@Dallas	W	102-91	8-5	11,557	22-Robinson	11-Robinson
11-26	WASHINGTON	L	94-98	8-6	14,436	34-Robinson	14-Duncan
11-29	DALLAS	W	96-87	9-6	16,270	18-Robinson	14-Duncan
11-30	@Atlanta	L	96-108	9-7	15,294	23-Robinson	8-Duncan
DECEMBER RECORD:		**9-4 (HOME: 7-0, ROAD: 2-4)**					
12-2	NEW YORK	W	90-84	10-7	14,967	23-Duncan/Robinson	14-Robinson
12-4	@L.A. Clippers	L	96-100 (OT)	10-8	5,302	25-Robinson	16-Duncan
12-5	@L.A. Lakers	L	88-98	10-9	17,505	19-Robinson	10-Robinson
12-9	@Houston	L	78-108	10-10	16,285	14-Robinson	9-Duncan
12-10	L.A. CLIPPERS	W	102-87	11-10	14,982	30-Robinson	12-Duncan
12-13	ORLANDO	W	107-78	12-10	17,859	32-Duncan	11-Duncan
12-16	@Denver	W	99-85	13-10	10,916	22-Robinson	14-Robinson
12-17	VANCOUVER	W	98-87	14-10	13,576	33-Robinson	13-Duncan
12-20	HOUSTON	W	100-87	15-10	31,282	21-Johnson	10-Duncan
12-23	INDIANA	W	91-79	16-10	15,690	39-Robinson	17-Duncan
12-26	BOSTON	W	101-86	17-10	20,189	34-Robinson	15-Duncan
12-28	@Portland	L	79-82	17-11	21,538	17-Jackson	17-Robinson
12-30	@Vancouver	W	124-115	18-11	15,872	32-Person	10-Robinson
JANUARY RECORD:		**14-3 (HOME: 7-0, ROAD: 7-3)**					
1-2	PORTLAND	W	85-69	19-11	19,105	22-Robinson	16-Duncan
1-3	@Miami	W	84-77	20-11	15,200	27-Robinson	12-Robinson
1-5	@Orlando	W	74-69	21-11	17,248	20-Duncan	11-Duncan/Robinson
1-7	DENVER	W	96-89	22-11	15,200	22-Robinson	9-Duncan
1-9	@Phoenix	L	79-100	22-12	19,023	16-Person	16-Robinson
1-10	SACRAMENTO	W	109-67	23-12	17,720	28-Duncan	16-Duncan
1-13	@Boston	W	97- 88	24-12	18,624	36-Robinson	11-Robinson
1-14	@Washington	W	89-79	25-12	20,674	28-Duncan	17-Duncan
1-16	@Charlotte	W	76-71	26-12	24,042	21-Duncan	13-Duncan
1-18	@Milwaukee	W	98-92 (OT)	27-12	17,045	30-Robinson	15-Robinson
1-19	@New Jersey	L	84-95	27-13	16,565	24-Duncan	17-Duncan
1-21	ATLANTA	W	90-76	28-13	15,853	23-Duncan	14-Perdue
1-23	DALLAS	W	81-75	29-13	15,465	17-Robinson	14-Perdue
1-24	@Houston	L	87-112	29-14	16,285	16-Robinson	9-Perdue
1-26	HOUSTON	W	115-90	30-14	21,604	34-Robinson	14-Perdue
1-28	L.A. CLIPPERS	W	109-86	31-14	14,643	31-Robinson	16-Perdue
1-30	@L.A. Clippers	W	97-87	32-14	15,683	28-Robinson	13-Robinson
FEBRUARY RECORD:		**7-4 (HOME: 4-3, ROAD: 3-1)**					
2-1	@Sacramento	W	103-97	33-14	17,053	33-Robinson	18-Robinson
2-3	@Golden State	W	105-96	34-14	9,892	34-Duncan	14-Duncan
2-11	SEATTLE	L	105-106	34-15	17,405	26-Duncan	10-Robinson
2-14	PHOENIX	L	81-94	34-16	20,557	30-Duncan	14-Perdue
2-17	DETROIT	W	95-94	35-16	14,474	28-Duncan	11-Duncan
2-19	@Dallas	W	87-81	36-16	12,378	26-Duncan	16-Duncan
2-21	UTAH	L	77-79	36-17	26,572	29-Duncan	15-Duncan
2-22	@Phoenix	L	79-97	36-18	19,023	17-Duncan	19-Perdue
2-24	MINNESOTA	W	105-99	37-18	14,422	28-Duncan	19-Duncan
2-26	TORONTO	W	97-86	38-18	13,978	24-Duncan	13-Perdue
2-28	PHILADELPHIA	W	100-88	39-18	29,748	27-Duncan	17-Duncan
MARCH RECORD:		**11-5 (HOME: 4-2, ROAD: 7-3)**					
3-2	@Sacramento	W	116-95	40-18	14,108	29-Duncan	17-Duncan
3-4	@Golden State	L	83-90	40-19	10,812	35-Duncan	17-Duncan
3-6	@L.A. Lakers	L	84-91	40-20	17,505	23-Robinson	10-Robinson
3-8	@Portland	W	82-78	41-20	21,116	25-Duncan	13-Duncan
3-10	NEW JERSEY	W	79-78	42-20	15,204	19-Robinson	16-Robinson
3-12	SACRAMENTO	W	97-86	43-20	14,679	29-Robinson	11-Robinson
3-14	CHICAGO	L	86-96	43-21	37,492	35-Robinson	12-Duncan
3-16	MILWAUKEE	W	96-85	44-21	19,543	25-Duncan	17-Duncan
3-18	@Minnesota	W	92-76	45-21	19,297	22-Johnson	12-Duncan
3-20	CHARLOTTE	L	82-92	45-22	19,752	25-Duncan	12-Duncan
3-22	PHOENIX	W	93-83	46-22	27,646	26-Duncan	21-Duncan
3-24	@Cleveland	W	86-85	47-22	17,813	27-Robinson	10-Duncan
3-25	@Detroit	L	94-103	47-23	18,862	29-Robinson	12-Duncan
3-27	@Philadelphia	W	110-85	48-23	18,119	32-Duncan	8-Duncan
3-29	@Indiana	W	74-55	49-23	16,669	24-Duncan	13-Perdue
3-31	@New York	W	95-78	50-23	19,763	25-Duncan	10-Duncan
APRIL RECORD:		**6-3 (HOME: 4-2, ROAD: 2-1)**					
4-2	MIAMI	W	103-89	51-23	14,833	22-Duncan	14-Duncan
4-4	GOLDEN STATE	W	88-80 (OT)	52-23	18,887	24-Robinson	18-Robinson
4-6	PORTLAND	L	75-79	52-24	15,079	24-Duncan	18-Robinson
4-8	@Utah	L	88-98	52-25	19,911	34-Duncan	7-Duncan
4-10	SEATTLE	W	99-84	53-25	26,939	31-Jackson	17-Duncan
4-13	L.A. LAKERS	L	75-99	53-26	26,783	26-Duncan	16-Duncan
4-16	@Vancouver	W	110-97	54-26	17,485	32-Duncan	10-Duncan/Perdue
4-17	@Seattle	W	89-87	55-26	17,072	31-Duncan	8-Duncan/Robinson
4-19	DENVER	W	96-82	56-26	18,912	25-Duncan	17-Perdue



Mario Elie

RECORD

37-13 (21-4 home: 16-9 road)
First in Midwest Division

HONORS

Tim Duncan, All-NBA First Team
Tim Duncan, All-Defensive First Team
Tim Duncan, 1999 NBA Finals MVP

PLAYOFFS

Defeated Minnesota, First Round, 3-1
Defeated Los Angeles
Western Conference Semifinals, 4-0
Defeated Portland,
Western Conference Finals, 4-0
Defeated New York, NBA Finals, 4-1

SPURS LEADERS

Scoring: Tim Duncan 21.7 ppg
Rebounding: Tim Duncan 11.4 rpg
Assists: Avery Johnson 7.4 apg
Head Coach: Gregg Popovich
Assistants: Hank Egan, Paul Pressey
& Mike Budenholzer

1998–99 SEASON NOTES

- The Spurs defeated the Knicks 4-1 in the 1999 Finals to claim the first NBA Championship in the team's 26-year history … the Spurs rolled through the playoffs with a 15-2 mark, the second highest winning percentage in NBA history … at one point the Spurs recorded 12 straight wins, setting an NBA record for the most consecutive victories in a single postseason … Tim Duncan was the Finals MVP, averaging 27.4 points and 14.0 rebounds in 45.8 minutes in the five-game series … the Spurs became the first former ABA team to advance to the NBA Finals and are just the ninth team in NBA history to win the title in their first appearance in the Finals … the Spurs clinched their title on June 25 in Madison Square Garden when Avery Johnson hit an 18-foot jumper from the corner with 47.0 seconds left … the basket gave the Spurs a 78-77 lead and was the final point scored in the game.

- After the NBA lifted its lockout in early January, the league played a shortened 50-game schedule … after starting the season with a 6-8 record, the Spurs were 31-5 (.861) over their final 36 games to finish with a 37-13 mark, the best record in the NBA … during their 31-5 run the Spurs were 17-1 in the Alamodome … in the middle of the run Tim Duncan was named the NBA Player of the Month in March and Gregg Popovich was named the NBA Coach of the Month in April.

- For the second consecutive season the Spurs set an NBA record for the lowest opponent field goal percentage … for the season opponents shot a mere .402 (1,631-4,061) from the floor vs. the Spurs … the Spurs broke their own record, which they set during the 1997-98 season, holding opponents to a .411 mark from the field.

1998–99 SPURS FINAL STATISTICS (37-13)

						3-POINT					REBOUNDING									SCORING	
PLAYER	G	GS	MIN	FG-FGA	PCT	FG-FGA	PCT	FT-FTA	PCT	OFF	DEF	TOT	AST	PF	DQ	STL	TO	BLK	PTS	AVG
Duncan	50	50	1963	418-845	.495	1-7	.143	247-358	.690	159	412	571	121	147	2	45	146	126	1084	21.7
Robinson	49	49	1554	268-527	.509	0-1	.000	239-363	.658	148	344	492	103	143	0	69	108	119	775	15.8
Elliott	50	50	1509	208-507	.410	39-119	.328	106-140	.757	35	178	213	117	104	1	26	71	17	561	11.2
Johnson	50	50	1672	218-461	.473	1-12	.083	50-88	.568	22	96	118	369	101	0	51	112	11	487	9.7
Elie	47	37	1291	156-331	.471	40-107	.374	103-119	.866	36	101	137	89	91	0	46	61	12	455	9.7
Jackson	47	13	861	108-284	.380	53-147	.361	32- 39	.821	21	78	99	49	63	0	41	37	9	301	6.4
Rose	47	0	608	93-201	.463	0-1	.000	98-146	.671	90	92	182	29	120	0	40	56	22	284	6.0
Daniels	47	0	614	83-183	.454	5-17	.294	49-65	.754	13	41	54	106	39	0	30	44	6	220	4.7
Kerr	44	0	734	68-174	.391	25-80	.313	31-35	.886	6	38	44	49	28	0	23	22	3	192	4.4
Kersey	45	0	699	68-200	.340	3-14	.214	6-14	.429	42	88	130	41	92	1	37	30	14	145	3.2
Perdue	37	1	445	38-60	.633	0-0	—	14-26	.538	33	105	138	18	63	0	9	22	10	90	2.4
King	19	0	63	6-14	.429	0-0	—	11-18	.611	6	8	14	4	12	0	2	4	1	23	1.2
Gaze	19	0	58	8-25	.320	5-16	.313	0-0	—	2	3	5	6	7	0	2	4	1	21	1.1
Williams	3	0	4	0-0	—	0-0	—	2-4	.500	1	0	1	0	0	0	0	0	0	2	0.7
SPURS	**50**		**12075**	**1740-3812**	**.456**	**172-521**	**.330**	**988-1415**	**.698**	**614**	**1584**	**2198**	**1101**	**1010**	**4**	**421**	**759**	**351**	**4640**	**92.8**
OPPONENTS	**50**		**12075**	**1631-4061**	**.402**	**170-559**	**.304**	**805-1148**	**.701**	**696**	**1406**	**2102**	**941**	**1148**	**19**	**437**	**730**	**243**	**4237**	**84.7**

37-13 (FIRST IN MIDWEST DIVISION)

DATE	OPPONENT	W-L	SCORE	REC.	ATT.	HI-SCORER	HI-REBOUNDER
FEBRUARY RECORD:		**6-8 (HOME: 4-3, ROAD: 2-5)**					
2-5	SACRAMENTO	W	101-83	1-0	19,002	19-Duncan	17-Duncan
2-6	MINNESOTA	W	96-82	2-0	21,319	22-Duncan/Elliott	14-Duncan
2-8	L.A. LAKERS	L	75-80	2-1	33,788	21-Duncan	15-Duncan
2-9	@ Minnesota	L	70-74	2-2	16,422	16-Robinson	11-Duncan/Robinson
2-11	@ Cleveland	L	89-99	2-3	14,228	31-Duncan	14-Duncan
2-12	@ Philadelphia	W	98-94	3-3	16,892	22-Rose	9-Rose
2-14	@ Chicago	W	89-76	4-3	22,386	22-Robinson	14-Duncan
2-17	PHOENIX	L	76-79	4-4	16,419	20-Duncan	12-Duncan
2-19	@ L.A. Lakers	L	94-106	4-5	17,505	26-Duncan	11-Duncan
2-21	DETROIT	W	85-64	5-5	19,495	17-Duncan	14-Duncan
2-22	@ Minnesota	L	89-95	5-6	15,374	20 Johnson	17-Robinson
2-24	SEATTLE	W	99-81	6-6	15,209	29-Robinson	17-Robinson
2-26	@ Seattle	L	82-92	6-7	17,072	22-Duncan	14-Robinson
2-28	UTAH	L	87-101	6-8	18,165	21-Duncan	13-Duncan
MARCH RECORD:		**14-2 (HOME: 6-1, ROAD: 8-1)**					
3-2	@ Houston	W	99-82	7-8	16,285	23-Duncan	14-Duncan
3-4	@ Dallas	W	95-79	8-8	14,719	26-Duncan	12-Duncan
3-6	L.A. CLIPPERS	W	114-85	9-8	18,394	27-Duncan	10-Robinson
3-7	@ Denver	W	106-96	10-8	12,037	34-Duncan	13-Duncan
3-10	ORLANDO	W	81-79	11-8	17,954	19-Robinson	11-Duncan
3-12	@ Phoenix	W	99-97	12-8	19,023	26-Duncan	15-Robinson
3-13	DENVER	W	92-61	13-8	32,982	27-Duncan	8-Duncan/Perdue
3-16	@ Sacramento	W	121-109	14-8	14,570	29-Duncan	12-Duncan
3-17	@ Golden State	W	82-78	15-8	10,257	17-Duncan/Rose	17-Duncan
3-19	@ Portland	L	85-90	15-9	20,041	29-Duncan	15-Duncan
3-20	@ Vancouver	W	92-88 (OT)	16-9	19,193	24-Duncan	14-Duncan
3-23	DENVER	W	112-82	17-9	16,501	19-Duncan	9-Robinson
3-25	@ Denver	W	86-65	18-9	10,695	28-Duncan	13-Robinson
3-26	TORONTO	L	91-93	18-10	16,290	24-Robinson	16-Robinson
3-27	DALLAS	W	99-77	19-10	25,921	21-Duncan	15-Duncan
3-30	SEATTLE	W	95-87	20-10	16,565	26-Duncan	10-Robinson
APRIL RECORD:		**13-3 (HOME: 9-0, ROAD: 4-3)**					
4-1	VANCOUVER	W	103-91	21-10	16,384	39-Duncan	13-Duncan
4-3	L.A. CLIPPERS	W	103-82	22-10	17,915	19-Elie/Robinson	13-Robinson
4-5	GOLDEN STATE	W	93-86	23-10	14,773	25-Duncan/Robinson	16-Robinson
4-8	@ Houston	W	92-83	24-10	16,285	19-Elliott	13-Duncan
4-10	@ Phoenix	L	84-110	24-11	19,023	21-Duncan	10-Duncan
4-12	PHOENIX	W	94-77	25-11	14,352	26-Duncan	13-Robinson
4-13	@ Dallas	L	86-92	25-12	13,142	22-Robinson	11-Duncan
4-14	MINNESOTA	W	95-79	26-12	15,864	21-Robinson	15-Robinson
4-16	PORTLAND	W	81-80	27-12	21,368	20-Duncan/Robinson	12-Duncan
4-18	HOUSTON	W	86-83	28-12	24,077	21-Elie	14-Robinson
4-20	@ Utah	W	83-69	29-12	19,911	36-Duncan	11-Robinson/Rose
4-22	DALLAS	W	103-76	30-12	18,720	18-Robinson	10-Duncan
4-24	L.A. LAKERS	W	108-81	31-12	31,972	21-Duncan	13-Duncan
4-26	@ L.A. Clippers	W	94-88	32-12	8,260	22-Duncan	7-Kersey/Robinson
4-27	@ Sacramento	L	100-104 (OT)	32-13	16,776	32-Duncan	19-Duncan
4-29	@ Vancouver	W	99-72	33-13	18,448	19-Duncan	10-Duncan
MAY RECORD:	**4-0 (HOME: 2-0, ROAD: 2-0)**						
5-1	PORTLAND	W	98-90 (OT)	34-13	28,806	26-Robinson	12-Duncan/Robinson
5-2	UTAH	W	84-78	35-13	35,122	26-Duncan	14-Duncan
5-4	@ Portland	W	87-81	36-13	20,715	29-Robinson	12-Robinson
5-5	@ Golden State	W	88-81	37-13	17,235	28-Duncan	20-Robinson



Terry Porter

RECORD

53-29 (31-10 home: 22-19 road)
Second in Midwest Division

HONORS

Tim Duncan, All-NBA First Team
Tim Duncan, All-Defensive First Team
Tim Duncan, Co-MVP of the 2000 All-Star Game
Tim Duncan, NBA All-Star
David Robinson, All-NBA Third Team
David Robinson, NBA All-Star

PLAYOFFS

Lost to Phoenix, First Round, 3-1

SPURS LEADERS

Scoring: Tim Duncan 23.2 ppg
Rebounding: Tim Duncan 12.4 rpg
Assists: Avery Johnson 6.0 apg

Head Coach: Gregg Popovich
Assistants: Hank Egan, Paul Pressey & Mike Budenholzer

1999–2000 SEASON NOTES

- The Spurs started the season with a franchise best 14-3 mark … the team then struggled through an 11-12 stretch before finishing the season 28-14 … but, on 4/11 at Sacramento, Tim Duncan suffered a torn left lateral meniscus … the injury eventually required surgery and forced him to miss the remainder of the regular season and the playoffs … without Duncan, the Spurs fell to the Suns in four games in the First Round of the 2000 Playoffs in a series that saw Malik Rose and Jerome Kersey also go down with injuries.

- The biggest story of the season was Sean Elliott … Elliott underwent a kidney transplant on 8/16/99 … he spent the first half of the season as the Spurs television analyst … then on 2/1 he was cleared to return to practice and the next day joined his team on the court … after almost six weeks of practice, he was removed from the injured list on 3/14 … that night he made NBA history, becoming the first player to return to action after an organ transplant … Elliott was a surprise starter and finished with 2 points in 12 minutes vs. the Hawks in front of a crowd of 26,708.

- Avery Johnson became the Spurs all-time leader in assists on 12/7 at Indiana, passing Johnny Moore who handed out 3,865 assists in his nine seasons with San Antonio … Johnson finished the season with 4,237 assists with the Spurs.

- David Robinson also hit several milestones during the 1999–2000 season … on 12/18 at Denver, he played in his 710th game with the Spurs to pass George Gervin to become the team's all-time NBA leader in games played … then on 2/18 vs. Houston, he recorded seven steals to become the Spurs all-time leader in steals, passing Alvin Robertson … also during the season Robinson scored his 17,000th career point (vs. Washington on 12/11) and his 18,000th career point (vs. Sacramento on 4/5).

1999–2000 SPURS FINAL STATISTICS (53-29)

						3-POINT					REBOUNDING									SCORING	
PLAYER	G	GS	MIN	FG-FGA	PCT	FG-FGA	PCT	FT-FTA	PCT	OFF	DEF	TOT	AST	PF	DQ	STL	TO	BLK	PTS	AVG
Duncan	74	74	2875	628-1281	.490	1-11	.091	459-603	.761	262	656	918	234	210	1	66	242	165	1716	23.2
Robinson	80	80	2557	528-1031	.512	0-2	.000	371-511	.726	193	577	770	142	247	1	97	164	183	1427	17.8
Johnson	82	82	2571	402-850	.473	1-9	.111	114-155	.735	33	125	158	491	150	0	76	140	18	919	11.2
Porter	68	8	1613	207-463	.447	90-207	.435	137-170	.806	24	167	191	221	79	0	50	100	9	641	9.4
Elie	79	79	2217	195-457	.427	74-186	.398	126-149	.846	48	201	249	193	156	0	73	130	9	590	7.5
Rose	74	3	1341	176-385	.457	1-3	.333	143-198	.722	133	202	335	47	232	2	35	99	52	496	6.7
Brown	30	27	602	82-176	.466	1-3	.333	25-31	.806	11	66	77	41	53	0	8	28	10	190	6.3
Jackson	81	12	1691	186-488	.381	108-306	.353	33-51	.647	34	147	181	118	157	1	54	66	7	513	6.3
Daniels	68	1	1195	163-344	.474	22-66	.333	72-101	.713	16	70	86	177	73	0	55	58	5	420	6.2
Elliott	19	19	391	38-106	.358	13-37	.351	25-32	.781	6	41	47	28	34	0	12	19	2	114	6.0
Walker	71	7	980	137-305	.449	0-0	—	86-126	.683	77	195	272	38	108	1	10	64	35	360	5.1
Dial	8	0	95	17-46	.370	3-12	.250	3-5	.600	14	12	26	5	10	0	1	6	1	40	5.0
Kersey	72	18	1310	146-354	.412	0-9	.000	29-41	.707	58	167	225	69	161	0	67	51	47	321	4.5
Kerr	32	0	268	32-74	.432	16-31	.516	9-11	.818	3	16	19	12	14	0	4	7	0	89	2.8
Spencer	26	0	149	15-33	.455	0-0	—	20-30	.667	15	24	39	3	32	0	6	9	8	50	1.9
SPURS	**82**		**19855**	**2952-6393**	**.462**	**330-882**	**.374**	**1652-2214**	**.746**	**927**	**2666**	**3593**	**1819**	**1716**	**6**	**614**	**1233**	**551**	**7886**	**96.2**
OPPONENTS	**82**		**19855**	**2884-6781**	**.425**	**355-1036**	**.343**	**1276-1726**	**.739**	**986**	**2410**	**3396**	**1667**	**1893**	**25**	**645**	**1181**	**429**	**7399**	**90.2**

53-29 (SECOND IN MIDWEST DIVISION)

DATE	OPPONENT	W-L	SCORE	REC.	ATT.	HI-SCORER	HI-REBOUNDER
NOVEMBER RECORD:		**13-3 (HOME: 8-0, ROAD: 5-3)**					
11-2	PHILADELPHIA	W	89-76	1-0	27,288	20-Duncan	16-Duncan
11-4	GOLDEN STATE	W	104-81	2-0	14,508	19-Robinson	14-Duncan
11-5	@Houston	W	95-85	3-0	16,285	18-Porter	11-Robinson
11-7	@ Phoenix	L	74-77	3-1	19,023	15-Duncan	17-Duncan
11-9	@ Golden State	W	118-89	4-1	11,601	21-Rose	11-Duncan
11-10	@ L.A. Clippers	W	99-94	5-1	11,118	22-Duncan	17-Duncan
11-13	CHARLOTTE	W	95-79	6-1	19,669	22-Duncan	12-Duncan
11-15	@ Utah	L	85-91	6-2	19,584	32-Duncan	10-Robinson
11-16	INDIANA	W	90-87 (OT)	7-2	15,905	22-Duncan/Robinson	15-Duncan
11-18	@ Milwaukee	L	88-99	7-3	15,184	29-Duncan	14-Duncan
11-20	DALLAS	W	106-90	8-3	16,596	23-Jackson	17-Duncan
11-22	@ Philadelphia	W	94-91	9-3	16,553	26-Duncan	17-Duncan
11-24	@ Boston	W	121-98	10-3	17,426	31-Duncan	15-Duncan
11-26	CHICAGO	W	101-78	11-3	24,919	23-Duncan	10-Duncan
11-27	DENVER	W	106-87	12-3	22,188	21-Rose	17-Duncan
11-30	DETROIT	W	106-87	13-3	18,328	28-Duncan	10-Duncan
DECEMBER RECORD:		**8-7 (HOME: 4-2, ROAD: 4-5)**					
12-2	@ New Jersey	W	96-94	14-3	13,626	27-Robinson	13-Robinson
12-3	@ Detroit	L	80-102	14-4	18,338	15-Robinson	12-Duncan
12-5	@ Toronto	L	92-98	14-5	18,455	27-Duncan	13-Duncan
12-7	@ Indiana	L	77-83	14-6	18,345	30-Duncan	17-Robinson
12-9	VANCOUVER	W	99-91	15-6	14,778	42-Duncan	14-Duncan
12-11	WASHINGTON	L	89-99	15-7	17,187	23-Duncan	13-Duncan
12-14	@ Dallas	W	111-93	16-7	13,685	29-Duncan	12-Duncan
12-15	HOUSTON	W	83-77	17-7	23,837	20-Duncan	10-Duncan
12-17	BOSTON	W	103-94	18-7	17,264	30-Duncan	17-Duncan
12-18	@ Denver	L	84-86	18-8	17,318	33-Duncan	12-Robinson
12-21	PHOENIX	W	91-90 (OT)	19-8	23,480	25-Duncan	16-Duncan
12-23	MILWAUKEE	L	91-94	19-9	22,581	18-Duncan	15-Duncan
12-25	@ L.A. Lakers	L	93-99	19-10	18,997	28-Duncan	19-Robinson
12-27	@ Golden State	W	105-83	20-10	12,447	28-Robinson	14-Robinson
12-30	@ Vancouver	W	98-88	21-10	14,403	32-Duncan	15-Duncan
JANUARY RECORD:		**7-6 (HOME: 5-2, ROAD: 2-4)**					
1-4	@ Minnesota	L	88-91	21-11	15,179	27-Duncan	19-Duncan
1-5	SEATTLE	L	96-99	21-12	14,741	24-Duncan	12-Duncan
1-7	@ Phoenix	W	102-83	22-12	19,023	24-Robinson	15-Duncan
1-8	ORLANDO	W	127-92	23-12	20,131	22-Duncan	13-Robinson
1-10	UTAH	W	93-86	24-12	17,944	46-Duncan	14-Duncan
1-13	@ Sacramento	L	103-107	24-13	17,317	33-Duncan	20-Duncan
1-14	@ Seattle	L	85-91	24-14	17,072	32-Duncan	16-Duncan
1-17	@ L.A. Clippers	W	99-93	25-14	14,264	38-Robinson	13-Duncan
1-19	PORTLAND	L	95-105	25-15	20,638	29-Robinson	12-Robinson
1-22	NEW YORK	W	96-83	26-15	34,429	33-Duncan	15-Duncan
1-25	L.A. CLIPPERS	W	105-82	27-15	14,800	24-Duncan	13-Duncan/Robinson
1-27	MINNESOTA	W	92-80	28-15	15,911	20-Duncan	14-Duncan
1-29	@ Portland	L	67-81	28-16	20,584	15-Johnson	10-Robinson
FEBRUARY RECORD:		**9-4 (HOME: 5-1, ROAD: 4-3)**					
2-1	L.A. LAKERS	W	105-81	29-16	25,589	29-Duncan	18-Duncan
2-3	TORONTO	W	112-95	30-16	19,048	32-Duncan	17-Duncan
2-6	@ Utah	L	90-93	30-17	18,981	32-Duncan	10-Duncan
2-8	SEATTLE	W	79-77	31-17	16,373	22-Duncan	11-Robinson
2-9	@ Denver	W	106-97	32-17	16,607	30-Robinson	13-Duncan
2-15	@ Cleveland	L	81-92	32-18	15,142	21-Duncan	11-Robinson
2-18	HOUSTON	W	116-92	33-18	26,846	19-Duncan	8-Duncan
2-20	@ Houston	W	113-111 (OT)	34-18	16,285	25-Duncan	11-Duncan
2-21	PHOENIX	L	89-98	34-19	17,049	31-Robinson	18-Robinson
2-24	@ Charlotte	W	72-70	35-19	18,535	16-Robinson	12-Duncan
2-25	@ Chicago	W	91-78	36-19	22,879	23-Robinson	11-Rose
2-27	@ Minnesota	L	98-102	36-20	19,654	29-Robinson	9-Robinson
2-29	MIAMI	W	93-69	37-20	18,629	19-Robinson	11-Walker
MARCH RECORD:		**10-5 (HOME: 6-3, ROAD: 4-2)**					
3-2	MINNESOTA	L	102-108	37-21	16,320	24-Robinson	12-Walker
3-4	SACRAMENTO	L	103-108 (OT)	37-22	35,113	23-Robinson	15-Duncan
3-6	NEW JERSEY	W	106-104	38-22	17,581	25-Robinson	13-Duncan/Robinson
3-9	@ Atlanta	W	105-79	39-22	12,674	18-Daniels/Johnson	9-Robinson
3-10	@ Washington	W	106-99 (OT)	40-22	16,409	23-Duncan	11-Robinson
3-12	@ New York	L	80-93	40-23	19,763	22-Robinson	13-Duncan
3-14	ATLANTA	W	94-79	41-23	26,708	26-Robinson	13-Duncan
3-16	DALLAS	L	88-110	41-24	23,592	20-Robinson	7-Elie/Rose
3-18	DENVER	W	102-82	42-24	24,460	18-Walker	12-Robinson
3-21	@ Dallas	L	96-97	42-25	15,578	30-Robinson	17-Robinson
3-22	L.A. CLIPPERS	W	103-78	43-25	18,556	30-Duncan	12-Walker
3-25	CLEVELAND	W	96-76	44-25	35,217	17-Duncan	17-Duncan
3-27	@ Seattle	W	90-82	45-25	14,738	30-Duncan	18-Duncan
3-28	@ Portland	W	89-85	46-25	20,584	36-Duncan	15-Duncan
3-30	GOLDEN STATE	W	102-90	47-25	18,793	27-Robinson	17-Duncan
APRIL RECORD:		**6-4 (HOME: 3-2, ROAD: 3-2)**					
4-2	@ Miami	L	84-88	47-26	19,600	28-Robinson	11-Duncan
4-4	@ Orlando	L	97-107	47-27	15,267	30-Robinson	9-Duncan
4-5	SACRAMENTO	L	98-108	47-28	24,333	28-Duncan	8-Robinson
4-8	@ L.A. Lakers	W	98-80	48-28	18,997	26-Duncan	16-Duncan
4-9	@ Vancouver	W	107-99	49-28	14,206	31-Duncan	11-Duncan
4-11	@ Sacramento	W	98-92 (OT)	50-28	17,317	26-Robinson	14-Robinson
4-13	PORTLAND	L	77-93	50-29	30,641	16-Robinson	10-Walker
4-15	UTAH	W	106-83	51-29	28,114	19-Robinson	12-Robinson
4-17	VANCOUVER	W	100-93	52-29	19,913	27-Robinson	10-Robinson
4-19	L.A. LAKERS	W	103-98 (OT)	53-29	29,447	17-Robinson	9-Kersey/Rose



Danny Ferry

RECORD

58-24 (33-8 home: 25-16 road)
First in Midwest Division

HONORS

Tim Duncan, All-NBA First Team
Tim Duncan, All-Defensive First Team
Tim Duncan, NBA All-Star
David Robinson, NBA Sportsmanship Award
David Robinson, All-NBA Third Team
David Robinson, NBA All-Star

PLAYOFFS

Defeated Minnesota, First Round, 3-1
Defeated Dallas,
Western Conference Semifinals, 4-1
Lost to Los Angeles,
Western Conference Finals, 4-0

SPURS LEADERS

Scoring: Tim Duncan 22.2 ppg
Rebounding: Tim Duncan 12.2 rpg
Assists: Avery Johnson 4.3 apg

Head Coach: Gregg Popovich
Assistants: Hank Egan, Mike Budenholzer & Mike Brown

2000–01 SEASON NOTES

- For the fourth time in franchise history the Spurs compiled the NBA's best overall record during the regular season, posting a 58-24 mark … San Antonio also had the league's best record in 1994–95 (62-20) and 1995–96 (59-23) and shared the best record with Utah (at 37-13) in the lockout shortened 1998–99 season when the Spurs captured the 1999 NBA Championship.

- On 12/19, thanks to an 86-79 victory over Houston, Gregg Popovich passed Doug Moe to become the Spurs all-time leader in career victories … Moe posted a 176-135 record in his four seasons as the Spurs head coach.

- After signing with the Spurs as a free agent Derek Anderson made an immediate impact … he started all 82 games at the shooting guard position, averaging 15.5 points, 4.4 rebounds and 3.7 assists per game … another free agent – Danny Ferry – also played a big role in his first season in San Antonio … Ferry appeared in 80 games and started 29 games at small forward … for the season he ranked fifth in the NBA in three-point field goal percentage, shooting .449 (70-156) from downtown.

- For the first time in franchise history the Spurs led the NBA in attendance during the 2000–01 season … the Spurs drew 913,175 fans for their 41 regular season home games for an average of 22,273 fans per contest.

2000–01 SPURS FINAL STATISTICS (58-24)

						3-POINT					REBOUNDING									SCORING	
PLAYER	G	GS	MIN	FG-FGA	PCT	FG-FGA	PCT	FT-FTA	PCT	OFF	DEF	TOT	AST	PF	DQ	STL	TO	BLK	PTS	AVG
Duncan	82	82	3174	702-1406	.499	7-27	.259	409-662	.618	259	738	997	245	47	0	70	242	192	1820	22.2
Anderson	82	82	2859	413-993	.416	101-253	.399	342-402	.851	75	288	363	301	188	1	120	165	14	1269	15.5
Robinson	80	80	2371	400-823	.486	0-1	.000	351-470	.747	208	483	691	116	212	1	80	122	197	1151	14.4
Daniels	79	23	2060	275-588	.468	74-183	.404	121-156	.776	26	137	163	304	120	0	61	109	14	745	9.4
Elliott	52	34	1229	147-339	.434	55-129	.426	60-84	.714	17	153	170	81	80	0	23	51	25	409	7.9
Rose	57	9	1219	160-368	.435	3-17	.176	114-160	.713	95	213	308	48	148	1	59	74	40	437	7.7
Porter	80	42	1678	197-440	.448	87-205	.424	92-116	.793	24	177	201	251	88	1	52	104	11	573	7.2
Johnson	55	20	1290	134-300	.447	1-6	.167	41-60	.683	21	64	85	237	90	0	33	60	4	310	5.6
Ferry	80	29	1688	178-375	.475	70-156	.449	22-30	.733	55	168	223	71	169	1	28	50	21	448	5.6
Walker	61	1	963	121-252	.480	1-3	.333	78-124	.629	67	176	243	29	103	0	10	68	41	321	5.3
Kerr	55	1	650	67-159	.421	33-77	.429	14-15	.933	6	29	35	57	30	0	16	21	1	181	3.3
Dial	33	0	207	36-83	.434	2-10	.200	12-21	.571	12	26	38	21	22	0	4	12	6	86	2.6
Jackson	16	0	114	16-40	.400	7-18	.389	0-2	.000	1	11	12	7	13	0	5	3	0	39	2.4
Newble	27	6	184	21-55	.382	4-9	.444	8-16	.500	13	22	35	6	18	0	2	7	4	54	2.0
Scott	27	1	144	17-41	.415	0 -0	---	9-22	.409	23	27	50	4	23	0	5	11	6	43	1.6
SPURS	**82**		**19830**	**2884-6262**	**.461**	**445-1094**	**.407**	**1673-2340**	**.715**	**902**	**2712**	**3614**	**1778**	**1551**	**5**	**568**	**1145**	**576**	**7886**	**96.2**
OPPONENTS	**82**		**19830**	**2837-6770**	**.419**	**343-1043**	**.329**	**1233-1664**	**.741**	**967**	**2432**	**3399**	**1617**	**1946**	**27**	**600**	**1107**	**426**	**7250**	**88.4**

58-24 (FIRST IN MIDWEST DIVISION)

DATE	OPPONENT	W-L	SCORE	REC.	ATT.	HI-SCORER	HI-REBOUNDER
OCTOBER RECORD:		**1-0 (HOME: 1-0, ROAD: 0-0)**					
10-31	INDIANA	W	98-85	1-0	17,450	22-Robinson	10-Duncan
NOVEMBER RECORD:		**9-4 (HOME: 7-0, ROAD: 2-4)**					
11-2	MINNESOTA	W	103-91	2-0	14,193	29-Anderson	11-Rose
11-4	@Golden State	W	117-105	3-0	16,121	26-Rose	13-Duncan
11-7	@ Phoenix	L	81-100	3-1	16,683	18-Duncan	10-Duncan
11-8	L.A. LAKERS	W	91-81	4-1	26,065	22-Duncan	17-Duncan
11-10	@ Dallas	L	77-79	4-2	17,296	17-Anderson	14-Duncan/Robinson
11-11	VANCOUVER	W	91-78	5-2	18,556	20-Duncan	13-Duncan
11-14	UTAH	W	86-79	6-2	18,053	15-Duncan/Anderson	12-Duncan
11-16	@ Washington	W	99-95	7-2	19,832	21-Robinson	14-Robinson
11-17	@ Minnesota	L	94-99 (OT)	7-3	17,288	22-Duncan	14-Duncan
11-22	SEATTLE	W	112-85	8-3	22,828	22-Rose	12-Duncan
11-24	@ Denver	L	92-102	8-4	13,300	21-Duncan	14-Duncan
11-25	PHILADELPHIA	W	96-76	9-4	33,046	16-Anderson/Daniels	8-Robinson
11-29	SACRAMENTO	W	82-79	10-4	17,341	22-Duncan	13-Duncan
DECEMBER RECORD:		**9-7 (HOME: 5-2, ROAD: 4-5)**					
12-1	@ L.A. Lakers	L	100-109	10-5	18,997	24-Duncan	11-Duncan
12-3	@ Vancouver	W	97-79	11-5	11,655	30-Duncan	10-Duncan
12-5	@ Sacramento	L	75-81	11-6	17,317	23-Duncan	23-Duncan
12-7	NEW YORK	L	83-86	11-7	18,370	28-Duncan	10-Duncan
12-9	CHICAGO	W	105-81	12-7	19,447	17-Duncan	10-Duncan
12-11	@ Utah	W	91-83	13-7	19,911	18-Anderson	11-Rose
12-13	@ Phoenix	L	93-103	13-8	17,333	26-Anderson	11-Duncan
12-14	DENVER	L	96-102	13-9	15,248	23-Robinson	12-Robinson
12-16	PHOENIX	W	90-82	14-9	30,555	18-Robinson	8-Duncan
12-19	@ Houston	W	86-79	15-9	12,937	25-Duncan	15-Duncan
12-20	CLEVELAND	W	94-77	16-9	17,336	16-Ferry	13-Robinson
12-22	GOLDEN STATE	W	105-87	17-9	16,481	18-Duncan	13-Duncan
12-23	@ Charlotte	L	84-88 (OT)	17-10	15,079	29-Duncan	16-Duncan
12-26	HOUSTON	W	103-95	18-10	21,343	26-Daniels	12-Robinson
12-28	@ Chicago	L	104-105	18-11	21,793	28-Robinson	8-Robinson
12-30	@ Indiana	W	89-77	19-11	18,345	20-Rose	13-Rose
JANUARY RECORD:		**9-4 (HOME: 4-2, ROAD: 5-2)**					
1-2	MIAMI	W	80-72	20-11	18,412	19-Daniels	10-Duncan/Robinson
1-6	DETROIT	W	108-101	21-11	20,333	29-Robinson	22-Robinson
1-9	@ Orlando	W	112-95	22-11	14,320	26-Robinson	11-Duncan
1-12	@ Detroit	W	111-90	23-11	14,576	25-Anderson	11-Duncan
1-13	@Philadelphia	L	83-100	23-12	20,607	29-Duncan	7-Ferry/Robinson
1-15	@ New York	L	82-104	23-13	19,763	14-Daniels/Duncan/Newble	10-Duncan
1-17	TORONTO	L	91-98	23-14	17,044	22-Duncan	11-Duncan
1-20	ORLANDO	L	109-112 (OT)	23-15	31,888	29-Duncan	17-Duncan/Robinson
1-23	VANCOUVER	W	110-77	24-15	14,764	23-Duncan	13-Walker
1-25	@ Sacramento	W	97-91	25-15	17,317	36-Duncan	21-Duncan
1-27	@ Utah	W	99-86	26-15	19,911	33-Duncan	10-Duncan/Porter
1-29	@ L.A. Clippers	W	96-67	27-15	14,721	16-Duncan	8-Anderson/Duncan
1-31	L.A. CLIPPERS	W	92-70	28-15	13,738	22-Duncan	16-Duncan
FEBRUARY RECORD:		**9-4 (HOME: 5-2, ROAD: 4-2)**					
2-3	HOUSTON	W	90-88	29-15	24,870	28-Duncan	11-Duncan
2-5	GOLDEN STATE	W	109-85	30-15	13,889	24-Duncan	12-Duncan
2-7	@ Cleveland	W	107-89	31-15	13,324	23-Duncan	12-Duncan
2-8	@ New Jersey	L	97-99	31-16	12,740	35-Duncan	21-Duncan
2-13	DALLAS	W	104-92	32-16	17,705	28-Duncan	15-Duncan
2-15	WASHINGTON	W	102-78	33-16	14,613	19-Duncan	12-Duncan
2-16	@ Minnesota	W	91-85	34-16	18,881	26-Duncan	12-Duncan
2-18	@ Toronto	W	92-74	35-16	19,800	20-Duncan	13-Duncan
2-19	@ Milwaukee	L	98-102	35-17	16,487	25-Anderson	13-Duncan
2-21	L.A. LAKERS	L	99-101	35-18	29,849	23-Anderson	8-Anderson/Robinson
2-23	BOSTON	W	100-82	36-18	24,996	20-Anderson	10-Duncan/Robinson
2-24	@ Dallas	W	107-104	37-18	18,187	31-Duncan	13-Duncan
2-27	PORTLAND	L	87-95	37-19	20,323	20-Anderson	13-Duncan
MARCH RECORD:		**14-3 (HOME: 8-1, ROAD: 6-2)**					
3-1	PHOENIX	W	91-71	38-19	16,209	25-Duncan	11-Robinson
3-3	ATLANTA	W	124-95	39-19	29,974	26-Duncan	15-Robinson
3-5	@ Vancouver	W	91-77	40-19	10,798	25-Anderson	13-Duncan
3-6	@ Seattle	W	101-73	41-19	14,392	22-Duncan	9-Duncan/Robinson
3-8	@ Portland	W	93-79	42-19	20,267	29-Anderson	16-Duncan
3-9	@ L.A. Lakers	W	93-89 (OT)	43-19	18,997	29-Duncan	12-Duncan
3-12	L.A. CLIPPERS	W	99-81	44-19	21,974	28-Duncan	12-Robinson
3-14	MINNESOTA	W	106-100 (OT)	45-19	35,676	30-Anderson	20-Duncan
3-16	NEW JERSEY	W	95-86	46-19	21,725	29-Duncan	16-Duncan
3-17	@ Houston	L	99-103	46-20	16,285	25-Duncan	16-Duncan
3-19	PORTLAND	W	98-85	47-20	22,393	28-Anderson	23-Duncan
3-21	@ Boston	W	97-77	48-20	15,764	26-Anderson	14-Duncan
3-22	@ Atlanta	W	115-101	49-20	12,124	23-Anderson	10-Duncan/Robinson
3-25	@ Miami	L	83-88	49-21	16,500	26-Duncan	14-Duncan
3-27	CHARLOTTE	W	93-79	50-21	22,109	34-Duncan	19-Duncan
3-29	UTAH	W	106-88	51-21	24,327	29-Duncan	7-Duncan
3-31	MILWAUKEE	L	77-86	51-22	35,944	20-Duncan	12-Duncan
APRIL RECORD:		**7-2 (HOME: 3-1, ROAD: 4-1)**					
4-3	SEATTLE	W	107-89	52-22	19,672	30-Duncan	14-Duncan
4-5	@ Denver	W	101-80	53-22	13,796	36-Duncan	13-Duncan
4-7	@ L.A. Clippers	W	93-83	54-22	18,964	32-Duncan	18-Duncan
4-8	@ Golden State	W	84-76	55-22	15,273	28-Duncan	9-Duncan
4-10	DALLAS	W	91-79	56-22	25,682	34-Robinson	11-Robinson
4-12	SACRAMENTO	L	105-107 (OT)	56-23	34,357	42-Duncan	11-Duncan/Robinson
4-14	DENVER	W	111-95	57-23	34,397	25-Robinson	15-Duncan
4-17	@ Portland	W	99-93	58-23	20,580	18-Duncan	9-Robinson
4-18	@ Seattle	L	67-105	58-24	16,049	14-Scott	14-Scott



Tony Parker

RECORD

58-24 (32-9 home: 26-15 road)
First in Midwest Division

HONORS

Tim Duncan, NBA MVP
Tim Duncan, All-NBA First Team
Tim Duncan, All-Defensive First Team
Tim Duncan, NBA All-Star
Tim Duncan, IBM Award
Steve Smith, NBA Sportsmanship Award
Steve Smith, NBA 3PT-FG Percentage Title
Tony Parker, All-Rookie First Team
Bruce Bowen, All-Defensive Second Team

PLAYOFFS

Defeated Seattle, First Round, 3-2
Lost to Los Angeles,
Western Conference Semifinals, 4-1

SPURS LEADERS

Scoring: Tim Duncan 25.5 ppg
Rebounding: Tim Duncan 12.7 rpg
Assists: Tony Parker 4.3 apg

Head Coach: Gregg Popovich
Assistants: Hank Egan, Mike Budenholzer & Mike Brown

2001–02 SEASON NOTES

- Tim Duncan averaged 25.5 points, 12.7 rebounds and 2.48 blocks while shooting .508 from the field and .799 from the line to become the second player in Spurs history to win the NBA's MVP Award (David Robinson was the first capturing the honor in 1994–95) … Duncan also was named to the All-NBA First Team, the All-Defensive First Team and captured the 2002 IBM Award … he led the NBA in double-doubles posting 67 in 82 games.

- The Spurs were red-hot after the All-Star break … following the break the Spurs were 27-7 (.794) which was the best mark in the NBA during that period … the Spurs 58-24 record was the second best in the NBA and the team captured the Midwest Division Title – the Spurs 12th division title since joining the NBA in 1976–77.

- In his first season with the Spurs guard Steve Smith made an immediate impact … he led the NBA in three-point field goal percentage hitting .472 (116-246) from downtown … for the season he appeared in 77 games – with 76 starts – and averaged 11.6 points, 2.5 rebounds and 2.0 assists … he was also honored with the 2002 NBA Sportsmanship Award – becoming the third straight Spur to earn the honor (joining Avery Johnson and David Robinson).

- Tony Parker was named to the All-Rookie First Team becoming the first foreign-born guard to earn the honors … the 28th pick in the 2001 NBA Draft, Parker averaged 9.2 points, 4.3 assists, 2.6 rebounds and 1.16 steals … the only rookie on the Spurs 2001–02 roster he moved into the starting lineup in the fifth game of the season.

- For the second straight season the Spurs led the NBA in attendance … the Spurs drew a total of 906,390 fans for their 41 regular season home games for an average of 22,107 per game … the biggest crowd of the year was 35,052 when the Spurs hosted the Washington Wizards – and Michael Jordan – on 12/4.

2001–02 SPURS FINAL STATISTICS (58-24)

							3-POINT						REBOUNDS									SCORING	
PLAYER	G	GS	MIN	FG	FGA	PCT	FG	FGA	PCT	FT	FTA	PCT	OFF	DEF	TOT	AST	PF	DQ	STL	TO	BLK	PTS	AVG
Duncan	82	82	3329	764	1504	.508	1	10	.100	560	701	.799	268	774	1042	307	217	2	61	263	203	2089	25.5
Robinson	78	78	2303	341	672	.507	0	0	–	269	395	.681	191	456	647	94	193	3	86	104	140	951	12.2
S. Smith	77	76	2211	310	682	.455	116	246	.472	159	181	.878	45	148	193	151	158	0	54	108	15	895	11.6
Rose	82	1	1725	293	633	.463	1	12	.083	185	257	.720	172	320	492	61	208	2	70	140	42	772	9.4
Daniels	82	13	2175	269	612	.440	57	196	.291	158	210	.752	23	153	176	228	104	0	48	70	12	753	9.2
Parker	77	72	2267	268	639	.419	61	189	.323	108	160	.675	33	164	197	334	166	1	89	151	7	705	9.2
C. Smith	60	22	1141	182	428	.425	35	131	.267	42	65	.646	34	99	133	80	114	1	52	59	44	441	7.4
Bowen	59	59	1699	155	398	.389	56	148	.378	46	96	.479	42	120	162	88	116	0	62	66	25	412	7.0
Porter	72	0	1294	136	321	.424	59	142	.415	68	83	.819	12	152	164	205	89	0	45	85	16	399	5.5
Ferry	50	2	799	76	177	.429	43	99	.434	34	36	.944	15	75	90	48	70	0	16	22	9	229	4.6
Jackson	23	1	227	34	91	.374	9	36	.250	12	17	.706	3	23	26	11	29	0	15	23	3	89	3.9
Hart	10	0	92	10	19	.526	0	2	.000	6	6	1.000	4	9	13	12	16	0	7	8	1	26	2.6
McCaskill	27	0	153	20	49	.408	0	0	–	12	26	.462	16	20	36	4	23	0	6	14	10	52	1.9
Bryant	30	3	206	25	55	.455	0	0	–	6	8	.750	25	19	44	10	38	1	7	6	2	56	1.9
Parks	42	1	234	30	83	.361	0	0	–	3	8	.375	24	34	58	10	34	0	7	14	8	63	1.5
SPURS	**82**		**19855**	**2913**	**6363**	**.458**	**438**	**1211**	**.362**	**1668**	**2249**	**.742**	**907**	**2566**	**3473**	**1643**	**1575**	**10**	**625**	**1180**	**537**	**7932**	**96.7**
OPPONENTS	**82**		**19855**	**2883**	**6775**	**.426**	**374**	**1108**	**.338**	**1283**	**1651**	**.777**	**1003**	**2429**	**3432**	**1543**	**1896**	**22**	**635**	**1192**	**428**	**7423**	**90.5**

58-24 (FIRST IN MIDWEST DIVISION)

DATE	OPPONENT	W-L	SCORE	REC.	ATT.	HI-SCORER	HI-REBOUNDER
OCTOBER RECORD:		**1-0 (HOME: 1-0, ROAD: 0-0)**					
10-30	LA CLIPPERS	W	109-98	1-0	16,803	19-Smith	13-Duncan
NOVEMBER RECORD:		**9-4 (HOME: 6-1, ROAD: 3-3)**					
11-1	@ Seattle	L	108-114	1-1	15,491	22-Duncan	13-Duncan
11-3	@ Portland	W	106-90	2-1	19,980	36-Smith	15-Duncan
11-4	@ Sacramento	L	83-103	2-2	17,317	17-Duncan	13-Duncan
11-6	ORLANDO	W	104-89	3-2	15,927	26-Duncan	14-Duncan
11-8	@ New Orleans	W	105-95	4-2	9,511	33-Duncan	16-Duncan
11-10	ATLANTA	W	110-88	5-2	20,403	20-Duncan	13-Duncan
11-13	HOUSTON	W	90-86	6-2	15,643	19-Duncan	9-Duncan
11-16	CLEVELAND	W	105-91	7-2	19,222	27-Duncan	11-Rose
11-21	SEATTLE	W	110-93	8-2	18,163	30-Duncan	13-Duncan
11-23	@ Indiana	W	97-79	9-2	18,345	30-Duncan	18-Duncan
11-24	@ Minnesota	L	94-99	9-3	19,006	21-Duncan	18-Duncan
11-28	GOLDEN STATE	W	94-83	10-3	16,442	19-Robinson	19-Duncan/Robinson
11-30	SACRAMENTO	L	106-109	10-4	26,808	38-Duncan	12-Robinson
DECEMBER RECORD:		**11-3 (HOME: 6-2, ROAD: 5-1)**					
12-1	@ Houston	W	85-75	11-4	12,232	25-Duncan	12-Duncan
12-4	WASHINGTON	W	103-88	12-4	35,052	15-Daniels	11-Duncan
12-5	@ Atlanta	W	120-112	13-4	8,253	29-Smith	15-Duncan
12-7	PHILADELPHIA	W	86-76	14-4	29,836	20-Smith	9-Duncan/Robinson/Rose
12-12	TORONTO	W	108-95	15-4	16,650	28-Duncan	13-Duncan
12-14	@ Phoenix	W	105-93	16-4	16,187	32-Duncan	19-Duncan
12-15	UTAH	W	100-80	17-4	20,712	26-Duncan	10-Duncan
12-18	@ Denver	W	102-93	18-4	14,118	24-Duncan	16-Duncan
12-19	PORTLAND	W	97-79	19-4	16,089	26-Duncan	16-Robinson
21-21	DENVER	W	109-74	20-4	22,831	21-Duncan	8-Robinson/Rose
12-23	MILWAUKEE	L	91-101	20-5	24,708	22-Duncan	18-Duncan
12-26	DALLAS	L	123-126	20-6	50,667	53-Duncan	11-Duncan
12-29	@ Milwaukee	L	99-102	20-7	18,717	38-Duncan	16-Duncan
12-30	@ Memphis	W	83-79	21-7	17,358	27-Duncan	18-Duncan
JANUARY RECORD:		**8-8 (HOME: 3-5, ROAD: 5-3)**					
1-2	DETROIT	W	97-85	22-7	16,648	20-Duncan	15-Duncan
1-4	INDIANA	L	82-92	22-8	29,243	22-Duncan	12-Duncan
1-5	@ Dallas	W	105-103	23-8	20,123	29-Duncan	17-Duncan
1-7	NEW YORK	W	90-79	24-8	18,428	21-Duncan	12-Duncan
1-9	@ Boston	W	93-90	25-8	16,003	25-Duncan	12-Duncan
1-11	@ Philadelphia	L	84-101	25-9	20,488	22-Duncan	15-Duncan
1-14	@ New Jersey	L	97-99	25-10	11,091	27-Duncan	9-Duncan
1-15	@ Washington	W	96-91	26-10	20,674	22-Duncan	10-Robinson
1-17	UTAH	W	102-98	27-10	16,868	35-Duncan	10-Duncan
1-19	LA LAKERS	L	81-98	27-11	33,544	21-Smith	15-Duncan
1-22	NEW JERSEY	L	86-92	27-12	17,701	32-Duncan	14-Duncan
1-23	@ Utah	W	98-92	28-12	19,623	29-Smith	9-Duncan
1-25	@ LA Lakers	L	91-94	28-13	18,997	24-Duncan	12-Robinson
1-26	@ Golden State	W	90-82	29-13	18,328	20-Duncan	9-Duncan
1-29	NEW ORLEANS	L	73-78	29-14	16,624	29-Duncan	21-Duncan
1-31	LA CLIPPERS	L	87-91	29-15	17,288	23-Duncan	16-Duncan
FEBRUARY RECORD:		**7-6 (HOME: 4-1, ROAD: 3-5)**					
2-1	@ Miami	L	83-88	29-16	15,658	29-Duncan	12-Duncan
2-3	@ Orlando	W	105-98	30-16	15,072	29-Duncan	15-Duncan
2-4	MINNESOTA	W	113-83	31-16	17,809	13-Daniels/Duncan/Robinson	15-Robinson
2-7	@ Toronto	L	74-80	31-17	19,800	22-Duncan	17-Duncan
2-12	@ Sacramento	L	86-99	31-18	17,317	24-Duncan	21-Duncan
2-14	@ LA Clippers	W	89-76	32-18	18,964	15-Duncan	11-Duncan
2-15	@ Golden State	W	108-99	33-18	14,187	36-Duncan	11-Duncan
2-19	MEMPHIS	W	99-93	34-18	16,229	23-Duncan	14-Robinson
2-21	SACRAMENTO	W	115-92	35-18	18,594	32-Smith	13-Duncan
2-23	MINNESOTA	L	88-112	35-19	34,735	25-Duncan	9-Robinsoon
2-24	@ Phoenix	L	83-92	35-20	15,836	25-Robinson	13-Duncan
2-26	PHOENIX	W	99-91	36-20	19,013	29-Duncan	15-Duncan
2-28	@ Cleveland	L	107-114(OT)	36-21	15,481	35-Duncan	12-Duncan
MARCH RECORD:		**13-3 (HOME: 7-0, ROAD: 6-3)**					
3-1	@ Minnesota	W	85-77	37-21	19,799	25-Duncan	11-Duncan
3-3	@ New York	W	99-83	38-21	19,763	25-Duncan	15-Robinson
3-5	GOLDEN STATE	W	109-88	39-21	19,322	23-Duncan	9-Robinson
3-7	HOUSTON	W	99-97	40-21	17,094	30-Duncan	16-Duncan
3-9	@ Chicago	W	100-73	41-21	20,489	22-Duncan	11-Duncan/Robinson
3-11	@ Denver	W	93-78	42-21	13,511	21-Duncan	9-Duncan
3-12	MEMPHIS	W	98-84	43-21	19,519	23-Duncan	13-Duncan
3-14	CHICAGO	W	91-86	44-21	19,592	24-Duncan	17-Robinson
3-16	BOSTON	W	111-104	45-21	34,753	37-Duncan	10-Duncan
3-20	LA LAKERS	W	108-90	46-21	30,775	25-Duncan	9-Duncan
3-21	@ Dallas	W	105-102	47-21	20,133	32-Duncan	14-Duncan
3-23	MIAMI	W	89-79	48-21	24,336	23-Duncan	11-Duncan
3-25	@ LA Clippers	W	91-85	49-21	20,128	33-Duncan	13-Duncan
3-27	@ Portland	L	93-98	49-22	19,980	34-Duncan	11-Duncan/Robinson
3-29	@ Seattle	L	76-79	49-23	17,072	25-Duncan	16-Duncan
3-31	@ LA Lakers	L	95-96	49-24	18,997	26-Duncan	11-Duncan
APRIL RECORD:		**9-0 (HOME: 4-0, ROAD: 5-0)**					
4-3	SEATTLE	W	90-88	50-24	19,223	30-Duncan	18-Duncan
4-4	@ Houston	W	102-78	51-24	12,169	22-Duncan	14-Rose
4-6	DALLAS	W	89-87	52-24	34,739	33-Duncan	16-Duncan
4-8	PORTLAND	W	99-87	53-24	28,278	24-Duncan	8-Duncan
4-10	DENVER	W	87-79	54-24	19,893	16-Duncan	11-Duncan
4-12	@ Detroit	W	96-86	55-24	22,076	32-Duncan	11-Duncan
4-13	@ Memphis	W	113-92	56-24	19,405	30-Duncan	14-Duncan
4-16	PHOENIX	W	95-71	57-24	30,186	24-Duncan	11-Duncan
4-17	@ Utah	W	86-84	58-24	19,490	26-Duncan	16-Duncan



Manu Ginobili

RECORD

60-22 (33-8 home: 27-14 road)
First in Midwest Division

HONORS

Tim Duncan, NBA MVP
Tim Duncan, NBA Finals MVP
Tim Duncan, All-NBA First Team
Tim Duncan, All-Defensive First Team
Tim Duncan, NBA All-Star
David Robinson, J. Walter Kennedy Citizenship Award
Bruce Bowen, All-Defensive Second Team
Manu Ginobili, All-Rookie Second Team
Gregg Popovich, NBA Coach of the Year

PLAYOFFS

Defeated Phoenix, First Round, 4-2
Defeated Los Angeles, Western Conference Semifinals, 4-2
Defeated Dallas, Western Conference Finals, 4-2
Defeated New Jersey, NBA Finals, 4-2

SPURS LEADERS

Scoring: Tim Duncan 23.3 ppg
Rebounding: Tim Duncan 12.9 rpg
Assists: Tony Parker 5.3 apg

Head Coach: Gregg Popovich
Assistants: P.J. Carlesimo, Mike Budenholzer & Mike Brown

2002–03 SEASON NOTES

- Tim Duncan became the first player since Michael Jordan to win back-to-back regular season MVP honors … ranked in the top 10 in points (seventh with 23.3), rebounds (third with 12.9), blocks (third with 2.93) and FG percentage (seventh with a .513 mark) … of course the regular season was just a warm-up for Duncan … in the postseason he averaged 24.7 points, 15.4 rebounds, 5.3 assists and 3.29 blocks in 42.5 minutes … Duncan led the Spurs to their second NBA Championship in a five-year span and was named the 2003 Finals MVP (after averaging 24.2 points, 17.0 rebounds, 5.3 assists and 5.33 blocks in the Finals).

- The Spurs Championship served as a perfect ending to a perfect career … prior to the 2002–03 season David Robinson announced it would be his last … his 14th and final season with the Spurs was a memorable one … he finished his NBA career with 20,790 points and 10,497 rebounds making him one of just 14 players in league history in the 20,000 point, 10,000 rebound club … a 10-time All-Star, Robinson was the 1995 NBA MVP, the 1992 NBA Defensive Player of the Year and the 1990 NBA Rookie of the Year … he led the league in scoring in 1994, in rebounding in 1991 and in blocked shots in 1992 to join Kareem Abdul-Jabbar as one of two players in NBA history to accomplish the feat.

- Rookie guard Manu Ginobili made an immediate impact and quickly became a fan favorite … the Argentina native – who the Spurs selected with the 57th pick in the 1999 NBA Draft – joined the team after spending the previous three seasons playing in the Italian League … he was named to the 2003 All-Rookie Second Team after averaging 7.6 points, 2.3 rebounds and 2.0 assists during the 2002–03 campaign.

- The Spurs moved into a new home for the 2002–03 campaign … although the Spurs and their fans loved both the HemisFair Arena and the Alamodome, the AT&T Center was their first home conceived, designed and built with the Spurs in mind (unlike the HemisFair Arena – which was built for the 1968 World's Fair – and the Dome – which was built by the city of San Antonio as a multi-use sports and entertainment venue) … in their first season in the AT&T Center the Spurs sold out 21 games, averaging 17,950 fans per game in the 18,797-seat facility.

2002–03 SPURS FINAL STATISTICS (60-22)

							3-POINT						REBOUNDS									SCORING	
PLAYER	G	GS	MIN	FG	FGA	PCT	FG	FGA	PCT	FT	FTA	PCT	OFF	DEF	TOT	AST	PF	DQ	STL	TO	BLK	PTS	AVG
Duncan	81	81	3181	714	1392	.513	6	22	.273	450	634	.710	259	784	1043	316	231	2	55	248	237	1884	23.3
Parker	82	82	2774	484	1043	.464	82	243	.337	219	290	.755	33	183	216	432	174	2	71	198	4	1269	15.5
Jackson	80	58	2254	356	818	.435	95	297	.320	139	183	.760	66	220	286	183	202	1	125	176	30	946	11.8
Rose	79	13	1933	289	630	.459	2	5	.400	242	306	.791	148	358	506	124	206	2	57	170	40	822	10.4
Robinson	64	64	1676	197	420	.469	0	0	---	152	214	.710	163	345	508	61	126	1	52	83	111	546	8.5
Ginobili	69	5	1431	174	397	.438	51	148	.345	126	171	.737	47	114	161	138	170	3	96	100	17	525	7.6
Bowen	82	82	2566	223	479	.466	101	229	.441	36	89	.404	59	180	239	113	195	0	66	72	42	583	7.1
Smith	53	18	1032	113	291	.388	39	118	.331	95	114	.833	21	78	99	70	79	0	28	43	9	360	6.8
Claxton	30	0	471	67	145	.462	0	11	.000	39	57	.684	22	34	56	75	43	0	22	35	7	173	5.8
Willis	71	6	840	123	257	.479	0	2	.000	51	83	.614	83	143	226	24	120	1	20	60	20	297	4.2
Kerr	75	0	952	110	256	.430	49	124	.395	30	34	.882	12	48	60	70	49	0	27	35	3	299	4.0
Ferry	64	1	601	44	124	.355	21	60	.350	10	13	.769	20	55	75	21	55	0	7	27	9	119	1.9
Brown	7	0	22	5	10	.500	0	0	---	2	2	1.000	4	3	7	2	3	0	0	5	0	12	1.7
Goldwire	10	0	51	5	18	.278	2	8	.250	0	2	.000	0	3	3	3	5	0	3	2	0	12	1.2
Bateer	12	0	46	4	17	.235	1	3	.333	0	2	.000	2	8	10	4	14	0	0	6	0	9	0.8
SPURS	**82**		**19830**	**2908**	**6297**	**.462**	**449**	**1270**	**.354**	**1591**	**2194**	**.725**	**939**	**2556**	**3495**	**1636**	**1672**	**12**	**629**	**1295**	**529**	**7856**	**95.8**
OPPONENTS	**82**		**19830**	**2862**	**6703**	**.427**	**354**	**1043**	**.339**	**1334**	**1737**	**.768**	**1029**	**2322**	**3351**	**1559**	**1915**	**24**	**665**	**1231**	**422**	**7412**	**90.4**

60-22 (FIRST IN MIDWEST DIVISION)

DATE	OPPONENT	W-L	SCORE	REC.	ATT.	HI-SCORER	HI-REBOUNDER
OCTOBER RECORD:		**1-1 (HOME: 0-0, ROAD: 1-1)**					
10-29	@ L.A. Lakers	W	87-82	1-0	18,997	16-Rose	11-Rose
10-30	@ Golden State	L	106-98	1-1	13,261	24-Duncan	15-Robinson
NOVEMBER RECORD:		**10-6 (HOME: 8-2, ROAD: 2-4)**					
11-1	TORONTO	W	91-72	2-1	18,787	22-Duncan	15-Duncan
11-4	@ Memphis	W	103-101(OT)	3-1	12,226	29-Duncan	14-Duncan
11-5	GOLDEN STATE	W	93-73	4-1	14,474	21-Parker	13-Robinson
11-9	PORTLAND	L	95-76	4-2	18,781	16-Duncan	11-Rose
11-11	MINNESOTA	W	91-75	5-2	15,594	20-Duncan	19-Robinson
11-13	@ New Jersey	L	91-82	5-3	11,534	21-Duncan	14-Robinson
11-14	@ Philadelphia	L	99-94	5-4	18,139	29-Duncan	9-Jackson/Duncan
11-16	@ Cleveland	W	90-77	6-4	10,031	14-Bowen	13-Rose
11-18	CLEVELAND	W	104-78	7-4	14,767	25-Duncan	9-Duncan
11-20	L.A. LAKERS	W	95-88	8-4	18,797	28-Jackson	18-Duncan
11-22	MEMPHIS	W	95-86	9-4	16,636	28-Duncan	15-Duncan
11-24	SEATTLE	L	91-90	9-5	16,211	22-Duncan	17-Robinson
11-26	@ Denver	L	85-81	9-6	11,851	18-Duncan	18-Duncan
11-27	DENVER	W	99-68	10-6	16,935	22-Jackson	14-Duncan
11-29	@ Phoenix	L	94-87	10-7	17,252	31-Duncan	15-Duncan
11-30	UTAH	W	107-85	11-7	18,797	17-Jackson	10-Robinson
DECEMBER RECORD:		**8-6 (HOME: 5-1, ROAD: 3-5)**					
12-3	@ Houston	L	89-75	11-8	11,120	25-Duncan	12-Duncan
12-6	PHILADELPHIA	W	98-93	12-8	17,985	29-Duncan	12-Robinson
12-8	SACRAMENTO	L	104-80	12-9	16,873	16-Duncan	13-Duncan
12-11	DALLAS	W	111-104	13-9	17,632	32-Parker	13-Duncan
12-13	L.A. CLIPPERS	W	97-84	14-9	16,696	25-Duncan	18-Duncan
12-16	@ L.A. Clippers	L	91-79	14-10	16,575	32-Duncan	11-Duncan
12-18	@ Seattle	W	91-88	15-10	15,831	22-Parker	15-Duncan
12-19	@ Sacramento	W	83-81	16-10	17,317	23-Duncan	14-Duncan
12-21	WASHINGTON	W	92-81	17-10	18,797	21-Parker	11-Duncan
12-23	NEW ORLEANS	W	99-94(OT)	18-10	18,797	29-Duncan	23-Duncan
12-27	@ Atlanta	L	81-79	18-11	13,453	27-Duncan	15-Duncan
12-28	@ Chicago	W	109-95	19-11	18,172	32-Parker	15-Duncan
12-30	@ New York	L	96-95	19-12	19,763	31-Duncan	17-Duncan
12-31	@ Washington	L	105-103	19-13	20,173	35-Duncan	13-Duncan
JANUARY RECORD:		**11-3 (HOME: 6-1, ROAD: 5-2)**					
1-3	GOLDEN STATE	W	98-95	20-13	18,797	37-Duncan	9-Duncan
1-5	@ L.A. Clippers	W	94-86	21-13	17,158	26-Parker	14-Duncan
1-8	@ Seattle	W	106-95	22-13	15,132	23-Duncan	9-Duncan
1-9	@ Portland	L	90-87	22-14	19,021	18-Jackson	12-Duncan
1-12	BOSTON	W	81-80	23-14	17,302	21-Duncan	9-Duncan
1-14	PHOENIX	W	108-100(OT)	24-14	17,101	38-Duncan	16-Duncan
1-17	ATLANTA	W	106-93	25-14	18,007	27-Duncan	9-Duncan
1-20	HOUSTON	W	87-82	26-14	17,537	32-Duncan	9-Duncan
1-22	MEMPHIS	L	98-93	26-15	17,126	30-Duncan	21-Duncan
1-24	@ Utah	W	91-90	27-15	19,911	29-Duncan	17-Duncan
1-25	DETROIT	W	108-76	28-15	17,353	22-Duncan	11-Duncan
1-27	@ Minnesota	L	106-95	28-16	14,306	19-Parker	11-Rose
1-29	@ Indiana	W	106-97	29-16	15,110	28-Parker	9-Robin/Jackson/Duncan
1-31	@ Orlando	W	109-108	30-16	15,654	23-Duncan	17-Duncan
FEBRUARY RECORD:		**9-1 (HOME: 3-0, ROAD: 6-1)**					
2-1	@ Miami	W	67-65	31-16	15,729	18-Parker	25-Duncan
2-5	@ Golden State	W	103-99	32-16	13,553	30-Duncan	12-Duncan
2-6	@ Denver	W	83-74	33-16	15,206	25-Duncan	10-Rose
2-11	@ Portland	W	116-111(OT)	34-16	19,631	36-Duncan	15-Rose/Duncan
2-14	@ L.A. Lakers	W	103-95	35-16	18,997	28-Duncan	20-Duncan
2-16	@ Sacramento	W	104-101	36-16	17,317	34-Duncan	12-Duncan
2-18	DENVER	W	101-76	37-16	17,274	18-Bowen	12-Duncan
2-20	@ Dallas	L	95-87	37-17	20,036	25-Rose	14-Rose
2-22	INDIANA	W	105-96	38-17	18,797	21-Duncan	10-Duncan
2-25	MIAMI	W	84-69	39-17	17,322	17-Duncan	10-Duncan
MARCH RECORD:		**14-3 (HOME: 8-3, ROAD: 6-0)**					
3-1	SACRAMENTO	W	108-100	40-17	18,797	32-Parker	15-Duncan
3-2	@ Houston	W	97-88	41-17	16,285	20-Ginobili	10-Robinson
3-4	PHOENIX	L	104-97	41-18	18,797	35-Duncan	21-Duncan
3-6	NEW JERSEY	W	92-78	42-18	18,797	21-Duncan/Parker	21-Duncan
3-9	@ Boston	W	94-78	43-18	18,624	18-Duncan	8-Rose/Duncan
3-11	@ Milwaukee	W	105-102	44-18	17,401	34-Rose	15-Duncan
3-12	@ Minnesota	W	111-99	45-18	15,309	22-Jackson	14-Duncan
3-14	L.A. CLIPPERS	W	107-96	46-18	18,797	24-Duncan	15-Duncan
3-16	CHICAGO	W	108-97	47-18	18,797	25-Parker	12-Duncan
3-18	NEW YORK	L	105-97	47-19	18,797	27-Duncan	12-Rose
3-20	@ Dallas	W	112-110(OT)	48-19	20,110	25-Duncan	18-Duncan
3-21	MINNESOTA	L	101-94(OT)	48-20	18,797	29-Duncan	12-Duncan
3-23	L.A. LAKERS	W	98-89	49-20	18,797	27-Duncan	17-Duncan
3-25	MILWAUKEE	W	107-94	50-20	18,797	31-Duncan	10-Duncan
3-27	HOUSTON	W	98-85	51-20	18,797	27-Jackson	14-Duncan
3-29	UTAH	W	101-81	52-20	18,797	30-Duncan	8-Duncan
3-30	@ New Orleans	W	92-90	53-20	17,357	33-Duncan	12-Duncan
APRIL RECORD:		**7-2 (HOME: 3-1, ROAD: 4-1)**					
4-1	ORLANDO	W	118-105	54-20	18,797	20-Duncan	7-Duncan
4-2	@ Memphis	W	105-87	55-20	12,116	33-Duncan	19-Duncan
4-4	@ Toronto	W	124-98	56-20	18,376	23-Rose	9-Rose
4-6	@ Detroit	W	89-83	57-20	22,076	25-Duncan	21-Duncan
4-9	PORTLAND	W	84-79	58-20	18,797	17-Ginobili	11-Jackson/Duncan
4-11	SEATTLE	W	94-86	59-20	19,217	20-Rose	15-Duncan
4-13	@ Phoenix	L	92-85	59-21	19,023	18-Rose	7-Robinson/Duncan
4-14	@ Utah	W	91-83	60-21	19,821	25-Parker	15-Duncan
4-16	DALLAS	L	93-72	60-22	19,217	11-Smith	9-Ferry/Robinson



Bruce Bowen

RECORD

57-25 (33-8 home: 24-17 road)
Second in Midwest Division

HONORS

Tim Duncan, All-NBA First Team
Tim Duncan, All-Defensive Second Team
Tim Duncan, NBA All-Star
Bruce Bowen, All-Defensive First Team

PLAYOFFS

Defeated Memphis, First Round, 4-0
Lost to Los Angeles, Western Conference Semifinals, 2-4

SPURS LEADERS

Scoring: Tim Duncan 22.4 ppg
Rebounding: Tim Duncan 12.4 rpg
Assists: Tony Parker 5.5 apg

Head Coach: Gregg Popovich
Assistants: P.J. Carlesimo, Mike Budenholzer & Mario Elie

2003–04 SEASON NOTES

- Coming off the 2003 NBA championship, the Spurs suffered through a slow start, opening the 2003–04 season with a 9-10 record (which put the team in 25th place in the NBA on 12/4) … but the Spurs didn't panic … instead – on 12/5 – the team started a 13-game winning streak … the Spurs then finished the season with an 11-game winning streak … at the end of the regular season their 57-25 mark was the third best in the NBA (behind only Indiana and Minnesota).

- As usual the Spurs success was based on their efforts on the defensive end … during the 2003–04 campaign the Spurs held their opponents to 84.3 points per game with a .409 field goal percentage … both marks set new NBA single-season record opponent lows for a full 82-game schedule (during the 50 game 1998–99 season Spurs opponents shot just .402 from the field) … during the 2003-04 season the Spurs were 29-1 when holding their opponents to 80 points or less.

- Tim Duncan enjoyed another dominant season … for the seventh straight year he earned spots on both the All-NBA Team and the All-Defensive Team … he joined former teammate David Robinson as just the second player in history to be named to both an All-NBA Team and an All-Defensive Team in each of their first seven seasons … Duncan ranked eighth in scoring (22.3 ppg), second in rebounds (12.4 rpg) and fourth in blocks (2.68 bpg).

- After sweeping Memphis in the first round the Spurs faced Los Angeles in the second round … it was the fourth straight year that the Spurs and the Lakers met in the playoffs … once again it was a classic series … with the series tied 2-2 the Lakers beat the Spurs 74-73 on 5/13 in a crazy Game 5 in the AT&T Center … the Lakers took a 72-71 lead with 11 seconds left thanks to a Kobe Bryant jumper … after a series of timeouts Tim Duncan hit an amazing shot – a 20-foot runner off the dribble with Shaquille O'Neal on him – with less than a second left … with 0.4 seconds left the Lakers inbounded the ball – across from the Spurs bench – and Derek Fisher caught, turned and launched a fade-away jumper that gave Los Angeles the win … two nights later the Lakers beat the Spurs in Game 6 to end San Antonio's bid to win back-to-back

2003–04 SPURS FINAL STATISTICS (57-25)

							3-POINT						REBOUNDS									SCORING	
PLAYER	G	GS	MIN	FG	FGA	PCT	FG	FGA	PCT	FT	FTA	PCT	OFF	DEF	TOT	AST	PF	DQ	STL	TO	BLK	PTS	AVG
Duncan	69	68	2527	592	1181	.501	2	12	.167	352	588	.599	227	632	859	213	164	1	62	183	185	1538	22.3
Parker	75	75	2577	423	946	.447	62	199	.312	191	272	.702	43	194	237	411	148	0	61	179	7	1099	14.7
Ginobili	77	38	2260	330	789	.418	88	245	.359	239	298	.802	86	258	344	291	181	0	136	161	16	987	12.8
Turkoglu	80	44	2073	262	645	.406	101	241	.419	114	161	.708	52	306	358	154	165	0	80	94	32	739	9.2
Nesterovic	82	82	2353	328	700	.469	0	0	---	54	114	.474	257	376	633	114	247	5	51	107	165	710	8.7
Rose	67	13	1256	173	404	.428	0	3	.000	183	225	.813	110	210	320	69	164	1	36	112	24	529	7.9
Bowen	82	82	2624	211	502	.420	77	212	.363	66	114	.579	45	208	253	113	166	1	84	90	33	565	6.9
Ward (TOT)		71	10	1252	160	390	.410	84	206	.408	20	27	.741	12	132	144	215	107	2	64	96	11	4246.0
Ward (SA)	36	0	425	45	130	.346	25	68	.368	4	6	.667	2	46	48	45	33	0	17	27	3	119	3.3
Mercer	39	0	516	90	211	.427	2	7	.286	13	17	.765	10	39	49	22	37	0	14	26	5	195	5.0
Horry	81	1	1290	141	348	.405	41	108	.380	69	107	.645	108	164	272	101	165	0	48	55	49	392	4.8
Carter	5	2	87	11	37	.297	0	3	.000	0	0	---	2	9	11	12	9	0	4	12	0	22	4.4
Brown	58	0	627	85	196	.434	4	14	.286	60	74	.811	38	92	130	33	61	0	15	38	4	234	4.0
Heal	6	0	72	7	24	.292	4	18	.222	4	5	.800	1	3	4	5	2	0	1	5	0	22	3.7
Willis	48	0	373	70	150	.467	0	1	.000	24	39	.615	37	61	98	11	61	0	21	32	9	164	3.4
Hart	53	5	660	71	159	.447	2	9	.222	33	43	.767	10	69	79	81	59	0	28	29	5	177	3.3
Garcia	2	0	13	1	7	.143	0	0	---	1	2	.500	0	0	0	0	0	0	2	1	0	3	1.5
Carroll (TOT)	16	0	70	7	16	.438	1	3	.333	4	6	.667	1	5	6	2	8	0	1	6	0	19	1.2
Carroll (SA)	3	0	22	2	5	.400	0	0	---	2	4	.500	1	2	3	1	5	0	1	4	0	6	2.0
SPURS	**82**		**19755**	**2842**	**6434**	**.442**	**408**	**1140**	**.358**	**1409**	**2069**	**.681**	**1029**	**2669**	**3698**	**1676**	**1667**	**8**	**661**	**1203**	**537**	**7501**	**91.5**
OPPONENTS		**82**		**1975**	**5261**	**3688**	**.409**	**311**	**951**	**.327**	**1372**	**1844**	**.744**	**9092**	**459**	**3368**	**1419**	**1837**	**18**	**635**	**1254**	**380**	**690**	**84.3**

57-25 (SECOND IN MIDWEST DIVISION)

DATE	OPPONENT	W-L	SCORE	REC.	ATT.	HI-SCORER	HI-REBOUNDER
OCTOBER RECORD:		**1-1 (HOME: 1-0, ROAD: 0-1)**					
10-28	PHOENIX	W	83-82	1-0	18,797	24-Duncan	12-Duncan
10-29	@ Denver	L	72-80	1-1	17,429	17-Duncan	21-Duncan
NOVEMBER RECORD:		**8-7 (HOME: 6-2, ROAD: 2-5)**					
11-1	NEW YORK	W	86-74	2-1	18,797	15-Duncan	15-Duncan
11-3	@ Memphis	L	80-88	2-2	12,821	13-Ginobili/Nesterovic	14-Nesterovic
11-4	MIAMI	W	80-73	3-2	17,666	15-Ginobili	11-Rose
11-6	L.A. LAKERS	L	117-120(2OT)	3-3	18,797	33-Ginobili	12-Ginobili
11-8	DALLAS	L	78-81	3-4	18,797	20-Rose	22-Rose
11-10	UTAH	W	87-78	4-4	18,797	18-Ginobili	10-Duncan
11-12	@ New Jersey	W	85-71	5-4	13,286	31-Duncan	12-Duncan
11-14	@ Philadelphia	L	96-100	5-5	20,344	35-Duncan	15-Duncan
11-15	@ Washington	W	95-71	6-5	20,173	23-Rose	13-Duncan
11-18	GOLDEN STATE	W	94-81	7-5	17,098	21-Duncan	10-Duncan
11-20	@ Dallas	L	92-95	7-6	19,989	30-Duncan	17-Duncan
11-21	ATLANTA	W	114-75	8-6	18,797	25-Duncan	10-Duncan
11-26	CHICAGO	W	109-98	9-6	16,771	17-Ginobili	11-Ginobili
11-28	@ L.A. Lakers	L	87-103	9-7	18,997	13-Ginobili	11-Duncan
11-29	@ Golden State	L	89-91	9-8	17,680	27-Duncan	15-Duncan
DECEMBER RECORD:		**13-2 (HOME: 7-1, ROAD: 6-1)**					
12-1	@ L.A. Clippers	L	83-91	9-9	12,514	26-Rose	11-Rose
12-3	L.A. LAKERS	L	86-90	9-10	18,841	30-Duncan	15-Duncan
12-5	@ Orlando	W	105-94	10-10	15,394	47-Duncan	12-Duncan
12-6	@ Miami	W	86-70	11-10	14,603	21-Duncan/Nesterovic	19-Duncan
12-8	@ Chicago	W	96-82	12-10	18,233	26-Ginobili	14-Duncan
12-10	PORTLAND	W	102-77	13-10	15,131	18-Duncan	14-Duncan
12-11	@ Houston	W	71-67	14-10	18,170	22-Duncan	11-Nesterovic
12-13	HOUSTON	W	86-73	15-10	18,797	16-Ginobili	12-Duncan
12-15	MEMPHIS	W	78-67	16-10	14,524	21-Duncan	15-Nesterovic
12-17	TORONTO	W	73-70	17-10	16,375	30-Duncan	13-Duncan
12-19	@ Seattle	W	87-73	18-10	15,712	27-Duncan	20-Duncan
12-20	@ Portland	W	101-91	19-10	15,010	26-Duncan	10-Duncan
12-23	L.A. CLIPPERS	W	111-90	20-10	18,797	22-Duncan	10-Duncan
12-26	ORLANDO	W	98-83	21-10	18,797	27-Duncan	16-Duncan
12-28	MILWAUKEE	W	89-74	22-10	18,797	25-Ginobili	15-Duncan
JANUARY RECORD:		**9-8 (HOME: 4-4, ROAD: 5-4)**					
1-3	PHILADELPHIA	L	77-83	22-11	18,797	16-Turkoglu	12-Duncan
1-5	@ Denver	W	98-74	23-11	15,120	30-Duncan	12-Duncan
1-6	WASHINGTON	W	94-72	24-11	16,413	16-Duncan/Parker	11-Duncan
1-9	@ New Orleans	W	94-84	25-11	17,740	15-Duncan/Bowen	9-Nesterovic
1-10	INDIANA	W	89-88(OT)	26-11	18,797	30-Duncan	15-Duncan
1-13	@ Atlanta	L	77-86	26-12	11,807	28-Duncan	9-Duncan
1-14	MINNESOTA	L	93-100	26-13	17,411	36-Duncan	20-Duncan
1-16	@ Indiana	L	79-89	26-14	18,044	16-Duncan	10-Horry
1-18	@ Boston	W	109-92	27-14	18,624	23-Nesterovic	13-Nesterovic
1-19	@ Detroit	L	77-85	27-15	22,076	17-Duncan	10-Duncan
1-21	NEW JERSEY	W	99-76	28-15	17,441	21-Duncan	17-Duncan
1-23	@ Phoenix	W	86-84	29-15	17,799	25-Duncan	12-Duncan
1-24	NEW ORLEANS	L	96-98	29-16	17,897	20-Rose	13-Duncan
1-26	@ Milwaukee	L	92-93	29-17	14,385	26-Parker	8-Duncan
1-27	@ New York	W	77-67	30-17	19,190	30-Duncan	19-Duncan
1-29	SACRAMENTO	L	91-96	30-18	17,669	35-Duncan	18-Duncan
1-31	UTAH	W	85-81	31-18	18,797	33-Duncan	14-Duncan
FEBRUARY RECORD:		**8-2 (HOME: 2-0, ROAD: 6-2)**					
2-2	@ Utah	W	83-65	32-18	19,911	31-Duncan	11-Duncan
2-5	@ Seattle	W	96-90	33-18	15,256	23-Duncan	14-Duncan
2-6	@ Sacramento	W	102-94	34-18	17,317	28-Duncan	14-Duncan
2-9	@ Houston	W	85-82	35-18	16,040	28-Duncan	10-Duncan
2-18	@ Toronto	W	86-82	36-18	17,119	26-Duncan	21-Duncan
2-20	@ Cleveland	L	87-89	36-19	20,562	21-Duncan/Ginobili	12-Duncan
2-22	@ Minnesota	W	94-92	37-19	20,347	26-Parker	14-Turkoglu
2-24	HOUSTON	W	86-77	38-19	18,797	27-Duncan	13-Duncan
2-26	@ Dallas	L	91-115	38-20	20,458	22-Duncan	17-Duncan
2-28	DENVER	W	117-92	39-20	18,797	29-Parker	12-Nesterovic
MARCH RECORD:		**11-5 (HOME: 10-1, ROAD: 1-4)**					
3-1	MEMPHIS	L	80-81	39-21	16,705	19-Turkoglu	10-Nesterovic/Rose
3-3	SEATTLE	W	88-84	40-21	16,611	18-Turkoglu	12-Nesterovic
3-5	DALLAS	W	113-100	41-21	18,797	27-Parker	15-Nesterovic
3-6	@ Phoenix	W	107-86	42-21	16,039	22-Nesterovic	13-Nesterovic
3-9	@ Memphis	L	88-94	42-22	15,544	24-Parker	14-Rose
3-10	L.A. CLIPPERS	W	108-90	43-22	16,919	21-Rose	12-Rose
3-12	GOLDEN STATE	W	99-74	44-22	17,174	17-Rose	9-Turkoglu
3-14	@ Sacramento	L	87-101	44-23	17,317	16-Ginobili	13-Nesterovic
3-15	@ Golden State	L	80-97	44-24	14,153	29-Parker	7-Nesterovic
3-18	MINNESOTA	W	106-86	45-24	18,797	22-Duncan	10-Duncan
3-20	BOSTON	W	103-87	46-24	19,034	26-Duncan/Ginobili	15-Duncan
3-23	@ Minnesota	L	81-86	46-25	20,111	26-Duncan	9-Turkoglu
3-25	DETROIT	W	84-75	47-25	17,695	17-Ginobili	13-Duncan
3-27	PHOENIX	W	105-76	48-25	18,797	14-Duncan/Turkoglu	10-Duncan
3-29	CLEVELAND	W	101-93	49-25	18,797	21-Ginobili	8-Ginobili
3-31	SACRAMENTO	W	107-89	50-25	18,797	29-Ginobili	7-Duncan/Nesterovic/Turkoglu
APRIL RECORD:		**7-0 (HOME: 3-0, ROAD: 4-0)**					
4-2	@ Utah	W	94-81	51-25	19,911	19-Brown	10-Duncan/Nesterovic
4-4	@ L.A. Lakers	W	95-89	52-25	18,997	29-Parker	13-Duncan
4-7	SEATTLE	W	96-75	53-25	18,797	21-Duncan	10-Duncan/Nesterovic
4-9	PORTLAND	W	84-74	54-25	18,797	21-Duncan/Ginobili	14-Duncan
4-11	@ L.A. Clippers	W	88-79	55-25	18,031	26-Duncan	9-Duncan
4-12	@ Portland	W	78-66	56-25	18,997	22-Parker	15-Duncan
4-14	DENVER	W	93-67	57-25	18,797	23-Duncan	16-Duncan



Robert Horry

RECORD

59-23 (38-3 home: 21-20 road)
First in Southwest Division

HONORS

Tim Duncan, NBA Finals MVP
Tim Duncan, All-NBA First Team
Tim Duncan, All-Defensive First Team
Tim Duncan, NBA All-Star
Bruce Bowen, All-Defensive First Team
Manu Ginobili, NBA All-Star

PLAYOFFS

Defeated Denver, First Round, 4-1
Defeated Seattle, Western Conference Semifinals, 4-2
Defeated Phoenix, Western Conference Finals, 4-1
Defeated Detroit, NBA Finals, 4-3

SPURS LEADERS

Scoring: Tim Duncan 20.3 ppg
Rebounding: Tim Duncan 11.1 rpg
Assists: Tony Parker 6.1 apg

Head Coach: Gregg Popovich
Assistants: P.J. Carlesimo, Mike Budenholzer, Don Newman & Brett Brown

2004–05 SEASON NOTES

- The Spurs captured their third NBA championship in a thrilling seven-game Finals victory over the Detroit Pistons … Tim Duncan was named Finals MVP for the third time in his career after averaging 20.6 points and 14.1 rebounds in 40.7 minutes in the seven games … but he had plenty of help … Manu Ginobili averaged 18.7 points, 5.9 rebounds, 4.0 assists and 1.29 steals … Bruce Bowen played his trademark defense (he was second on the team in minutes averaging 38.7 minutes per game in the Finals) … then there was Robert Horry who had one of the all-time great games in Finals history … in Game 5 at Detroit on 6/19 he finished with 21 points (scoring all of his points in the final 17:01 of the game) … his biggest shot of the night was a 25-foot three-pointer with 5.8 seconds left that gave the Spurs a 96–95 overtime win and a 3-2 series lead.

- Tim Duncan and Bruce Bowen were both named to the NBA All-Defensive First Team … it marked the first time that two teammates earned first team honors since the 1997–98 season when both Michael Jordan and Scottie Pippen were named to the 1998 All-Defensive First Team.

- Manu Ginobili joined Tim Duncan at the 2005 All-Star Game in Denver … it was the 10th time in franchise history that two Spurs players were named All-Stars in the same season.

- The Spurs made NBA history in April becoming the first team to ever win back-to-back double-overtime games … the Spurs posted a 125-124 win at the Clippers on 4/9 before heading north and beating the Warriors 136-134 on 4/10 … making the feat even more impressive … the Spurs were without Tim Duncan and Devin Brown vs. the Clippers and then were forced to play without Duncan, Brown, Manu Ginobili and Rasho Nesterovic against the Warriors.

- The Spurs enjoyed their best home record in franchise history finishing with a 38-3 mark in the AT&T Center.

2004–05 SPURS FINAL STATISTICS (59-23)

							3-POINT						REBOUNDS									SCORING	
PLAYER	G	GS	MIN	FG	FGA	PCT	FG	FGA	PCT	FT	FTA	PCT	OFF	DEF	TOT	AST	PF	DQ	STL	TO	BLK	PTS	AVG
Duncan	66	66	2203	517	1042	.496	3	9	.333	305	455	.670	202	530	732	179	144	0	45	127	174	1342	20.3
Parker	80	80	2735	539	1118	.482	43	156	.276	210	323	.650	47	251	298	491	167	0	98	215	4	1331	16.6
Ginobili	74	74	2193	367	780	.471	97	258	.376	355	442	.803	75	254	329	288	190	1	119	172	27	1186	16.0
Robinson	9	0	157	34	77	.442	2	6	.333	20	23	.870	4	20	24	8	19	0	4	7	3	90	10.0
Mohammed(TOT)	77	59	1933	289	602	.480	0	1	.000	153	227	.674	247	339	586	34	236	3	58	108	86	731	9.5
Mohammed (SA)	23	5	414	55	142	.387	0	0	---	32	56	.571	78	69	147	8	64	1	5	27	33	142	6.2
Bowen	82	82	2627	251	598	.420	102	253	.403	71	112	.634	50	235	285	126	175	0	55	57	39	675	8.2
Barry	81	8	1742	194	459	.423	100	280	.357	113	135	.837	29	161	190	178	123	0	39	64	20	601	7.4
Brown	67	0	1238	173	409	.423	45	121	.372	103	130	.792	37	139	176	92	83	0	39	53	12	494	7.4
Rose	50	1	862	124	267	.464	0	4	.000	69	99	.697	95	132	227	41	124	1	31	56	9	317	6.3
Horry	75	16	1396	157	375	.419	51	138	.370	86	109	.789	91	177	268	80	138	1	67	69	60	451	6.0
Udrih	80	2	1149	173	390	.444	58	142	.408	67	89	.753	16	67	83	150	96	0	41	77	10	471	5.9
Nesterovic	70	70	1785	198	430	.460	0	0	---	14	30	.467	184	275	459	71	207	1	31	73	117	410	5.9
Glover	7	0	68	8	22	.364	1	8	.125	8	10	.800	3	8	11	4	9	0	3	2	3	25	3.6
Marks	23	0	244	27	80	.338	0	3	.000	22	28	.786	18	38	56	8	29	0	3	14	11	76	3.3
Massenburg	61	6	699	74	182	.407	0	0	---	48	63	.762	54	109	163	14	122	1	18	40	20	196	3.2
Wilks	48	0	278	32	77	.416	5	16	.313	12	16	.750	4	21	25	33	26	0	14	14	1	81	1.7
Johnson	2	0	15	0	2	.000	0	1	.000	0	0	---	0	3	3	0	1	0	1	1	0	0	0.0
SPURS	**82**		**19805**	**29236**	**450**	**.453**	**507**	**1395**	**.363**	**1535**	**2120**	**.724**	**987**	**2489**	**3476**	**1771**	**1717**	**6**	**613**	**1126**	**543**	**7888**	**96.2**
OPPONENTS	**82**		**19805**	**27126**	**359**	**.426**	**323**	**881**	**.367**	**1501**	**1955**	**.768**	**893**	**2403**	**3296**	**1385**	**1891**	**24**	**594**	**1240**	**421**	**7248**	**88.4**

59-23 (FIRST IN SOUTHWEST DIVISION)

DATE	OPPONENT	W-L	SCORE	REC.	ATT.	HI-SCORER	HI-REBOUNDER
NOVEMBER RECORD:		**12-3 (HOME: 6-0, ROAD: 6-3)**					
11/03	SACRAMENTO	W	101-85	1-0	18,797	30-Duncan	14-Duncan
11/05	@L.A. Lakers	W	105-96	2-0	18,997	26-Duncan	16-Duncan
11/07	@Seattle	L	94-113	2-1	15,851	21-Ginobili/Parker	10-Duncan
11/10	GOLDEN STATE	W	91-71	3-1	16,826	23-Duncan	18-Duncan
11/12	MIAMI	W	93-84	4-1	18,797	29-Ginobili	13-Duncan
11/13	@Atlanta	W	103-88	5-1	11,326	26-Duncan	18-Duncan
11/16	NEW YORK	W	99-81	6-1	17,705	18-Parker	10-Duncan
11/18	@Philadelphia	W	88-80	7-1	16,446	34-Duncan	13-Duncan
11/19	@Boston	W	92-84	8-1	15,586	26-Duncan	6-Duncan
11/21	@Toronto	L	91-96	8-2	17,264	26-Duncan	15-Duncan
11/22	@Memphis	L	90-93	8-3	16,127	26-Duncan	9-Duncan
11/24	DALLAS	W	94-80	9-3	18,797	27-Duncan	13-Duncan
11/26	@Denver	W	89-75	10-3	19,099	23-Duncan	13-Duncan
11/27	UTAH	W	109-76	11-3	17,543	16-Rose	13-Duncan
11/30	@Dallas	W	107-89	12-3	19,455	20-Duncan	13-Duncan
DECEMBER RECORD:		**13-3 (HOME: 8-1, ROAD: 5-2)**					
12/01	PHILADELPHIA	W	105-72	13-3	17,566	24-Brown/Duncan	12-Duncan
12/03	DETROIT	W	80-77	14-3	18,797	20-Parker	18-Duncan
12/04	@Milwaukee	W	104-83	15-3	17,812	20-Duncan	7-Duncan/Nesterovic
12/06	@Chicago	W	91-75	16-3	16,353	17-Parker	11-Duncan
12/08	SEATTLE	L	96-102	16-4	18,797	39-Duncan	10-Duncan
12/09	@Houston	L	80-81	16-5	16,170	26-Duncan	18-Duncan
12/11	CLEVELAND	W	116-97	17-5	18,797	34-Duncan	7-Duncan
12/15	ORLANDO	W	94-91	18-5	17,384	24-Duncan	14-Duncan
12/17	@New Orleans	W	83-67	19-5	13,071	19-Duncan	12-Duncan
12/18	GOLDEN STATE	W	104-85	20-5	17,467	21-Ginobili/Parker	7-Horry/Duncan/Ginobili
12/22	@Orlando	L	87-93	20-6	16,325	24-Duncan	11-Nesterovic
12/23	MINNESOTA	W	96-82	21-6	18,797	22-Ginobili	10-Duncan
12/26	BOSTON	W	107-90	22-6	17,541	27-Parker	11-Duncan
12/28	PHOENIX	W	115-94	23-6	18,797	29-Parker	12-Duncan
12/30	@Portland	W	114-80	24-6	18,677	19-Duncan	9-Duncan
12/31	@L.A. Clippers	W	98-79	25-6	17,115	23-Duncan	8-Duncan
JANUARY RECORD:		**12-4 (HOME: 9-0, ROAD: 3-4)**					
01/02	@Sacramento	L	81-86	25-7	17,317	18-Ginobili	12-Nesterovic
01/04	L.A. LAKERS	W	100-83	26-7	18,797	24-Bowen	15-Duncan
01/06	INDIANA	W	111-98	27-7	17,549	27-Duncan	12-Duncan
01/08	DENVER	W	99-90	28-7	18,797	22-Ginobili	11-Nesterovi
01/10	@Utah	L	96-97	28-8	18,325	24-Duncan	13-Duncan
01/12	MILWAUKEE	W	94-79	29-8	16,754	21-Duncan	9-Duncan
01/14	DALLAS	W	98-95	30-8	17,897	25-Duncan	12-Nesterovic
01/15	@Houston	L	67-73	30-9	18,290	21-Parker	12-Duncan
01/17	WASHINGTON	W	101-73	31-9	17,232	24-Brown	12-Nesterovic
01/19	L.A. CLIPPERS	W	80-79	32-9	17,603	25-Parker	14-Duncan
01/21	@Phoenix	W	128-123(OT)	33-9	18,422	48-Ginobili	19-Duncan
01/23	@Sacramento	W	103-73	34-9	17,317	23-Duncan	13-Duncan
01/24	@Portland	L	99-107	34-10	15,575	24-Duncan	11-Duncan
01/27	SACRAMENTO	W	90-80	35-10	18,797	25-Ginobil	12-Duncan
01/29	NEW ORLEANS	W	93-83	36-10	18,797	23-Parker	14-Duncan
01/31	@Seattle	W	103-84	37-10	17,072	23-Ginobili	10-Duncan/Parker
FEBRUARY RECORD:		**6-3 (HOME: 1-1, ROAD: 5-2)**					
02/03	@L.A. Lakers	W	103-91	38-10	18,997	22-Parker	11-Rose
02/08	@Charlotte	W	104-85	39-10	12,985	20-Parker	10-Rose
02/09	@Washington	L	87-95	39-11	20,173	22-Parker	8-Nesterovic/Parker
02/11	@New Jersey	W	101-91	40-11	17,121	27-Parker	15-Duncan
02/13	@Miami	L	92-96	40-12	20,258	24-Ginobili	11-Nesterovic
02/16	@New Orleans	W	101-78	41-12	13,105	19-Duncan	15-Rose
02/23	HOUSTON	W	99-81	42-12	18,797	30-Duncan	11-Duncan
02/26	MEMPHIS	L	82-84	42-13	18,797	27-Duncan	19-Duncan
02/28	@Cleveland	W	94-92	43-13	18,216	20-Duncan	11-Duncan
MARCH RECORD:		**10-5 (HOME: 10-1, ROAD: 0-4)**					
03/02	TORONTO	W	92-86	44-13	17,795	17-Ginobili	11-Duncan
03/04	CHICAGO	W	102-99	45-13	18,797	31-Duncan	13-Duncan
03/06	UTAH	W	101-94	46-13	18,797	31-Ginobili	8-Ginobili
03/08	NEW JERSEY	W	90-74	47-13	17,588	22-Brown	9-Brown
03/09	@Phoenix	L	101-107	47-14	18,422	30-Parker	6-Brown/Nesterovic/Mohammed
03/12	DENVER	L	87-90	47-15	18,797	25-Parker	9-Mohammed
03/14	NEW ORLEANS	W	112-89	48-15	18,797	25-Udrih	13-Duncan
03/16	MINNESOTA	W	89-73	49-15	18,797	25-Duncan	14-Duncan
03/18	CHARLOTTE	W	93-76	50-15	17,798	24-Parker	9-Horry
03/20	@Detroit	L	101-110	50-16	22,076	18-Brown	8-Mohammed
03/21	@New York	L	75-88	50-17	19,763	22-Brown	11-Nesterovic
03/23	@Indiana	L	93-100	50-18	16,560	17-Barry	7-Bowen
03/25	ATLANTA	W	111-95	51-18	18,797	23-Barry/Ginobili	8-Ginobili
03/27	HOUSTON	W	83-70	52-18	18,797	18-Ginobili	8-Parker
03/30	SEATTLE	W	89-76	53-18	18,797	28-Parker	9-Nesterovic
APRIL RECORD:		**6-5 (HOME: 4-0, ROAD: 2-5)**					
04/01	@Denver	L	84-102	53-19	19,730	17-Parker	9-Ginobili/Horry
04/02	L.A. LAKERS	W	95-94	54-19	18,797	20-Barry	8-Ginobili/Horry/Nesterovic
04/06	L.A. CLIPPERS	W	91-82	55-19	18,797	16-Ginobili	10-Marks
04/07	@Dallas	L	68-104	55-20	20,418	12-Barry	6-Nesterovic
04/09	@L.A. Clippers	W	125-124(2OT)	56-20	19,748	40-Ginobili	9-Massenburg
04/10	@Golden State	W	136-134(2OT)	57-20	16,324	35-Parker	15-Mohammed
04/12	PORTLAND	W	95-89	58-20	18,797	30-Ginobili	14-Mohammed
04/13	@Utah	L	91-93	58-21	17,014	21-Ginobili	10-Mohammed
04/16	MEMPHIS	W	97-75	59-21	18,797	15-Bowen	18-Duncan/Mohammed
04/18	@Memphis	L	92-94	59-22	17,183	23-Robinson	15-Mohammed
04/20	@Minnesota	L	73-95	59-23	18,122	16-Robinson	8-Mohammed



Michael Finley

RECORD

63-19 (34-7 home: 29-12 road)
First in Southwest Division

HONORS

Tim Duncan, All-NBA Second Team
Tim Duncan, All-Defensive Second Team
Tim Duncan, NBA All-Star
Bruce Bowen, All-Defensive First Team
Tony Parker, NBA All-Star

PLAYOFFS

Defeated Sacramento, First Round, 4-2
Lost to Dallas, Western Conference Semifinals, 4-3

SPURS LEADERS

Scoring: Tony Parker 18.9 ppg
Rebounding: Tim Duncan 11.0 rpg
Assists: Tony Parker 5.8 apg

Head Coach: Gregg Popovich
Assistants: P.J. Carlesimo, Mike Budenholzer, Don Newman, Brett Brown & Chip Engelland

2005–06 SEASON NOTES

- The Spurs set the franchise record for most wins in a season finishing with a 63-19 mark … it was the third time that the Spurs hit the 60-win plateau … the 1994–95 team posted a 62-20 record while the 2002–03 Spurs squad went 60-22.

- Two-time All-Star Michael Finley signed with the Spurs on 9/2/05 after spending his previous nine seasons with the Dallas Mavericks … in his first season in San Antonio, Finley averaged 10.1 points in 26.5 minutes in 77 games.

- Tony Parker enjoyed a break-out season, averaging 18.9 points, 5.8 assists and 3.3 rebounds … he led the team in both scoring and assists … he is the first – and only – point guard to lead the Spurs in scoring … Parker snapped a string of seven straight seasons in which Tim Duncan had led the team in scoring … Parker ranked third in the NBA in FG percentage with a .548 mark from the field (becoming the first point guard to rank in the top-three in FG percentage since Butch Beard in the 1973–74 season) … Parker became the ninth Spur to appear in the NBA All-Star Game (finishing with 8 points in 20 minutes in the 2006 All-Star Game).

- Despite being hobbled all season with plantar fasciitis in his right foot Tim Duncan was named to both the All-NBA Second Team and the All-Defensive Second Team … by earning the honors he extended his NBA record becoming the first player to be named to both an All-NBA Team and an All-Defensive Team in each of his first nine seasons (David Robinson is second on the list being named to both teams in each of his first seven seasons).

2005–06 SPURS FINAL STATISTICS (63-19)

							3-POINT						REBOUNDS									SCORING	
PLAYER	G	GS	MIN	FG	FGA	PCT	FG	FGA	PCT	FT	FTA	PCT	OFF	DEF	TOT	AST	PF	DQ	STL	TO	BLK	PTS	AVG
Parker	80	80	2715	623	1136	.548	11	36	.306	253	358	.707	38	223	261	460	161	1	83	249	4	1510	18.9
Duncan	80	80	2784	574	1185	.484	2	5	.400	335	533	.629	231	650	881	253	219	2	70	198	162	1485	18.6
Ginobili	65	56	1813	309	669	.462	83	217	.382	280	360	.778	42	188	230	235	156	0	101	121	26	981	15.1
Finley	77	18	2038	286	695	.412	110	279	.394	98	115	.852	31	216	247	116	97	0	37	62	7	780	10.1
Bowen	82	82	2755	232	536	.433	104	245	.424	51	84	.607	35	285	320	126	191	0	79	67	30	619	7.5
Mohammed	80	30	1389	190	377	.504	0	0	---	113	144	.785	163	255	418	40	220	2	21	91	49	493	6.2
Barry	74	5	1259	156	345	.452	80	202	.396	39	59	.661	29	130	159	123	99	1	39	52	27	431	5.8
Van Exel	65	2	986	136	343	.397	55	154	.357	28	41	.683	6	85	91	123	60	0	16	57	3	355	5.5
Horry	63	3	1182	112	292	.384	53	144	.368	44	68	.647	71	171	242	79	115	2	43	41	51	321	5.1
Udrih	54	3	586	106	233	.455	24	70	.343	39	50	.780	18	34	52	92	55	0	14	53	2	275	5.1
Nesterovic	80	51	1515	172	334	.515	0	2	.000	18	30	.600	114	195	309	33	209	3	21	53	88	362	4.5
Marks	25	0	181	37	71	.521	0	3	.000	7	12	.583	12	31	43	7	21	1	5	7	7	81	3.2
Sanders	16	0	113	16	33	.485	2	3	.667	7	10	.700	4	19	23	3	20	0	5	8	0	41	2.6
Oberto	59	0	490	44	93	.473	0	2	.000	15	27	.556	57	66	123	27	91	0	9	28	11	103	1.7
Scales	1	0	0	0	0	–	0	0	–	0	0	–	0	0	0	0	0	0	0	0	0	0	0.0
SPURS	**82**		**19805**	**2993**	**6342**	**.472**	**524**	**1362**	**.385**	**1327**	**1891**	**.702**	**851**	**2548**	**3399**	**1717**	**1714**	**12**	**543**	**1126**	**467**	**7837**	**95.6**
OPPONENTS	**82**		**19805**	**2782**	**6420**	**.433**	**300**	**886**	**.339**	**1414**	**1912**	**.740**	**886**	**2417**	**3303**	**1336**	**1709**	**12**	**599**	**1136**	**343**	**7278**	**88.8**

63-19 (FIRST IN SOUTHWEST DIVISION)

DATE	OPPONENT	W-L	SCORE	REC.	ATT.	HI-SCORER	HI-REBOUNDER
NOVEMBER RECORD		**11-3 (HOME: 6-1, ROAD: 5-2)**					
11/1	DENVER	W	102-91	1-0	18,797	26 - Parker	10 - Duncan
11/4	CLEVELAND	W	102-76	2-0	18,797	21 - Duncan	10 - Duncan
11/5	@ Dallas	L	84-103	2-1	20,468	24 - Duncan	12 - Duncan
11/7	@ Chicago	W	104-95 (OT)	3-1	21,827	24 - Duncan	16 - Duncan
11/9	@ Charlotte	W	94-86	4-1	17,237	29 - Duncan	10 - Duncan
11/11	@ Boston	W	103-82	5-1	18,624	29 - Duncan	12 - Duncan
11/12	@ Washington	L	95-110	5-2	20,173	28 - Ginobili	14 - Duncan
11/15	ATLANTA	W	103-79	6-2	18,797	24 - Ginobili	8 - Oberto
11/17	HOUSTON	W	86-80	7-2	18,797	19 - Duncan	9 - Duncan
11/19	PHOENIX	W	97-91	8-2	18,797	24 - Duncan	13 - Duncan
11/21	@ Sacramento	W	96-93	9-2	17,317	23 - Parker	19 - Duncan
11/23	@ Golden State	W	113-89	10-2	18,768	26 - Parker	12 - Duncan
11/25	CHICAGO	L	99-106	10-3	18,797	24 - Duncan	11 - Duncan
11/29	L.A. LAKERS	W	90-84	11-3	18,797	22 - Ginobili	9 - Duncan
DECEMBER RECORD		**13-4 (HOME: 8-0, ROAD: 5-4)**					
12/1	@ Dallas	W	92-90	12-3	20,076	30 - Parker	14 - Duncan
12/3	PHILADELPHIA	W	100-91	13-3	18,797	20 - Parker	12 - Duncan
12/5	@ Orlando	W	110-85	14-3	14,661	26 - Duncan	12 - Duncan
12/7	MIAMI	W	98-84	15-3	18,797	28 - Duncan	16 - Duncan
12/9	BOSTON	W	101-89	16-3	18,797	20 - Duncan	11 - Duncan
12/10	@ Atlanta	L	84-94	16-4	16,678	20 - Parker	10 - Duncan/Ginobili
12/13	L.A. CLIPPERS	W	95-87 (OT)	17-4	18,797	27 - Duncan	22 - Duncan
12/15	@ Minnesota	W	90-88	18-4	17,003	21 - Finley	9 - Duncan
12/17	SACRAMENTO	W	90-89	19-4	18,797	25 - Parker	14 - Duncan
12/18	@ NO/OK City	L	76-89	19-5	19,297	17 - Finley/Parker	8 - Duncan
12/20	@ Milwaukee	L	107-109 (OT)	19-6	16,865	34 - Duncan	13 -Duncan
12/21	@ New York	W	109-96	20-6	19,763	19 - Finley	5 - Horry/Nesterovic/Mohammed
12/23	TORONTO	W	95-90	21-6	18,797	27 - Duncan	10 - Duncan
12/25	@ Detroit	L	70-85	21-7	22,076	19 - Parker	11 - Duncan
12/27	INDIANA	W	99-86	22-7	18,797	27 - Parker	9 - Duncan
12/29	NO/OK CITY	W	111-84	23-7	18,797	18 - Finley	7 - Duncan
12/31	@ Denver	W	98-88	24-7	18,296	25 - Duncan	10 - Duncan
JANUARY RECORD:		**11-3 (HOME: 7-2, ROAD: 4-1)**					
1/4	PORTLAND	W	106-75	25-7	18,797	18 – Duncan/Parker	13 – Duncan
1/6	MINNESOTA	W	83-77	26-7	18,797	23 – Parker	14 – Duncan
1/7	@ Phoenix	L	86-97	26-8	18,422	19 – Duncan/Ginobili	12 – Duncan
1/10	NEW JERSEY	W	96-91	27-8	18,797	27 – Duncan	12 – Duncan
1/12	DETROIT	L	68-83	27-9	18,797	17 – Duncan/Parker	13 – Duncan
1/14	MEMPHIS	W	80-79	28-9	18,797	20 – Ginobili	13 – Duncan
1/16	@ Memphis	W	93-83	29-9	18,119	28 – Parker	12 – Duncan
1/18	MILWAUKEE	W	95-92	30-9	18,797	27 – Duncan	9 – Duncan
1/20	@ Miami	W	101-94	31-9	20,287	38 – Parker	11 – Duncan
1/22	DENVER	L	85-59	31-10	18,797	17 – Mohammed	13 – Duncan
1/24	CHARLOTTE	W	104-76	32-10	18,797	17 – Udrih	9 – Duncan
1/25	@ NO/OK City	W	84-68	33-10	19,289	17 – Duncan	8 – Bowen
1/28	MINNESOTA	W	102-88	34-10	18,797	28 – Duncan	16 – Duncan
1/30	@ Utah	W	79-70	35-10	19,384	19 – Duncan	9 – Mohammed
FEBRUARY RECORD		**9-2 (HOME: 3-0, ROAD: 6-2)**					
2/1	@ Portland	W	86-82	36-10	16,638	22 – Ginobili	17 – Duncan
2/2	@ Golden State	W	89-86	37-10	17,223	23 – Parker	11 – Duncan
2/8	@ Toronto	W	125-118 (OT)	38-10	19,284	32 – Parker	8 – Nesterovic
2/10	@ New Jersey	W	83-73	39-10	19,096	22 – Ginobili	7 – Duncan
2/12	@ Indiana	W	92-88	40-10	18,345	29 – Ginobili	11 – Duncan
2/13	@ Cleveland	L	87-101	40-11	19,486	19 – Duncan	10 – Duncan
2/15	@ Philadelphia	L	100-103 (OT)	40-12	17,335	23 – Parker	20 – Mohammed
2/21	SEATTLE	W	103-78	41-12	18,797	30 – Parker	16 – Duncan
2/24	@ Memphis	W	83-80	42-12	18,119	19 – Duncan	16 – Duncan
2/25	GOLDEN STATE	W	92-75	43-12	18,797	15 – Mohammed	16 – Duncan
2/27	NEW YORK	W	121-93	44-12	18,797	22 – Finley	7 – Duncan
MARCH RECORD		**12-4 (HOME: 6-1, ROAD: 6-3)**					
3/2	DALLAS	W	98-89	45-12	18,797	23 – Parker	8 – Bowen
3/4	PORTLAND	W	101-81	46-12	18,797	22 – Duncan	15 – Duncan
3/6	@ L.A. Lakers	W	103-96	47-12	18,997	21 – Finley/Ginobili/Parker	7 – Duncan
3/7	@ L.A. Clippers	L	85-98	47-13	18,409	20 – Parker	7 – Duncan
3/9	@ Phoenix	W	117-93	48-13	18,422	29 – Parker	11 – Mohammed
3/10	L.A. LAKERS	L	92-100	48-14	18,797	16 – Barry/Finley	9 – Finley
3/12	HOUSTON	W	88-81	49-14	18,797	20 – Duncan	10 – Duncan
3/14	NO/OK CITY	W	96-81	50-14	18,797	20 – Parker	8 – Duncan/Mohammed
3/17	PHOENIX	W	108-102	51-14	18,797	30 – Mohammed	16 – Mohammed
3/18	@ Houston	W	92-77	52-14	18,797	23 – Parker	8 – Duncan/Mohammed
3/21	GOLDEN STATE	W	107-96	53-14	18,797	29 – Parker	13 – Duncan
3/22	@ Denver	L	92-104	53-15	17,455	26 – Ginobili	6 – Duncan
3/24	@ Portland	W	98-79	54-15	17,018	23 – Barry	7 – Duncan
3/26	@ Seattle	L	102-106	54-16	16,861	28 – Duncan	10 – Duncan
3/28	@ L.A. Clippers	W	98-87	55-16	17,978	20 – Duncan/Finley	13 – Duncan
3/30	@ L.A. Lakers	W	96-85	56-16	18,997	20 – Duncan	13 – Duncan
APRIL RECORD		**7-3 (HOME: 4-3, ROAD: 3-0)**					
4/1	WASHINGTON	W	106-99	57-16	18,997	20 – Duncan	13 – Duncan
4/4	@ Utah	W	95-46	58-16	18,064	26 – Ginobili	13 – Duncan
4/5	SACRAMENTO	L	87-97	58-17	18,997	16 – Parker	9 – Mohammed
4/7	DALLAS	L	86-92	58-18	18,997	22 – Ginobili	9 – Duncan
4/9	MEMPHIS	W	83-81	59-18	18,997	23 – Duncan	12 – Duncan
4/11	SEATTLE	W	104-95	60-18	18,997	27 – Parker	14 – Duncan
4/13	ORLANDO	L	80-92	60-19	18,997	31 – Duncan	13 – Duncan
4/16	@ Minnesota	W	103-90	61-19	15,231	15 – Udrih	8 – Duncan
4/17	UTAH	W	115-82	62-19	18,997	18 – Ginobili	11 – Nesterovic
4/19	@ Houston	W	89-87	63-19	17,613	19 – Barry	6 – Horry/Mohammed



Brent Barry

RECORD

58-24 (31-10 home: 27-14 road)
Second in Southwest Division

HONORS

Tim Duncan, All-NBA First Team
Tim Duncan, All-Defensive First Team
Tim Duncan, NBA All-Star
Tony Parker, NBA Finals MVP
Tony Parker, NBA All-Star
Bruce Bowen, All-Defensive First Team

PLAYOFFS

Defeated Denver, First Round, 4-1
Defeated Phoenix, Western Conference Semifinals, 4-2
Defeated Utah, Western Conference Finals, 4-1
Defeated Cleveland, NBA Finals, 4-0

SPURS LEADERS

Scoring: Tim Duncan 20.0 ppg
Rebounding: Tim Duncan 10.6 rpg
Assists: Tony Parker 5.5 apg

Head Coach: Gregg Popovich
Assistants: P.J. Carlesimo, Mike Budenholzer, Don Newman, Brett Brown & Chip Engelland

2006–07 SEASON NOTES

- The Spurs captured their fourth NBA Championship in a nine-year span sweeping the Cavaliers in the 2007 Finals … Tony Parker became the first European-born player to earn NBA Finals MVP honors, averaging 24.5 points, 5.0 rebounds and 3.3 assists in 37.8 minutes in the four-game series.

- By winning the 2007 NBA Championship the Spurs became just the fifth franchise to claim four-or-more titles … the Celtics lead the way with 17 NBA Championships, followed by the Lakers with 14, the Bulls with six and the Sixers with four.

- The Spurs ended the 2006–07 season on a roll, finishing with a 25-6 mark in the final 31 games of the season … the team enjoyed a 13-game winning streak from 2/13 to 3/13 (matching the third longest winning streak in franchise history).

- Tim Duncan and Michael Finley both joined the NBA's 15,000 point club during the 2006–07 campaign … Duncan became the 99th player in NBA history to hit the 15,000 point mark at Seattle on 11/26 … Finley joined the exclusive club at Minnesota on 1/8.

- Tim Duncan was named to both the All-NBA First Team and the All-Defensive First Team … by earning the honors he extended his NBA record becoming the first player to be named to both an All-NBA Team and an All-Defensive Team in each of his first 10 seasons (David Robinson is second on the list being named to both teams in each of his first seven seasons).

2006–07 SPURS FINAL STATISTICS (58-24)

							3-POINT						REBOUNDS									SCORING	
PLAYER	G	GS	MIN	FG	FGA	PCT	FG	FGA	PCT	FT	FTA	PCT	OFF	DEF	TOT	AST	PF	DQ	STL	TO	BLK	PTS	AVG
Duncan	80	80	2726	618	1131	.546	1	9	.111	362	568	.637	213	633	846	273	203	0	66	224	190	1599	20.0
Parker	77	77	2499	570	1096	.520	15	38	.395	274	350	.783	34	216	250	420	137	0	82	191	6	1429	18.6
Ginobili	75	36	2060	396	854	.464	128	323	.396	320	372	.860	59	268	327	263	155	0	109	157	27	1240	16.5
Finley	82	16	1823	273	663	.412	104	286	.364	90	98	.918	34	189	223	108	76	0	32	46	16	740	9.0
Barry	75	28	1631	202	425	.475	128	287	.446	103	117	.880	17	143	160	138	88	0	56	61	12	635	8.5
White	6	2	137	18	41	.439	2	7	.286	12	15	.800	3	17	20	5	7	0	3	5	1	50	8.3
Bowen	82	82	2464	189	467	.405	89	232	.384	43	73	.589	23	200	223	117	175	1	62	65	25	510	6.2
Elson	70	41	1332	144	282	.511	0	2	.000	62	80	.775	81	255	336	55	184	0	31	86	59	350	5.0
Bonner	56	0	653	106	237	.447	36	94	.383	27	38	.711	64	92	156	22	67	1	17	25	11	275	4.9
Udrih	73	1	948	127	344	.369	33	115	.287	53	60	.883	11	71	82	122	70	0	27	56	1	340	4.7
Oberto	79	33	1365	158	281	.562	0	0	–	33	51	.647	131	237	368	68	213	2	25	69	24	349	4.4
Horry	68	8	1124	90	251	.359	50	149	.336	38	64	.594	73	156	229	77	105	1	45	44	41	268	3.9
Butler	11	2	103	16	35	.457	0	0	–	9	10	.900	6	16	22	5	16	0	2	10	0	41	3.7
Vaughn	64	4	760	71	167	.425	1	2	.500	49	65	.754	8	60	68	131	74	0	24	40	2	192	3.0
Ely (TOT)	30	0	309	29	80	.363	0	0	–	31	47	.660	15	38	53	18	51	0	6	28	8	89	3.0
Ely (SA)	6	0	65	6	20	.300	0	0	–	7	12	.583	3	11	14	4	12	0	4	5	2	19	3.2
Williams	16	0	88	15	34	.441	8	17	.471	4	7	.571	1	13	14	6	6	0	2	5	0	42	2.6
SPURS	**82**		**19780**	**2999**	**6328**	**.474**	**595**	**1561**	**.381**	**1486**	**1980**	**.751**	**761**	**2577**	**3338**	**1814**	**1588**	**5**	**587**	**1137**	**417**	**8079**	**98.5**
OPPONENTS	**82**		**19780**	**2860**	**6463**	**.443**	**368**	**1101**	**.334**	**1300**	**1756**	**.740**	**829**	**2379**	**3208**	**1416**	**1739**	**12**	**580**	**1176**	**337**	**7388**	**90.1**

58-24 (SECOND IN SOUTHWEST DIVISION)

DATE	OPPONENT	W-L	SCORE	REC.	ATT.	HI-SCORER	HI-REBOUNDER
NOVEMBER RECORD		**11-5 (HOME: 4-3, ROAD: 7-2)**					
11/2	@ Dallas	W	97-91	1-0	20,416	19 - Parker	10 - Duncan
11/3	CLEVELAND	L	81-88	1-1	18,797	25 - Duncan	12 - Duncan
11/5	@ Toronto	W	103-94	2-1	18,098	26 - Duncan	9 - Oberto
11/6	@ New York	W	105-93	3-1	18,333	24 - Parker	8 - Duncan
11/8	PHOENIX	W	111-106 (OT)	4-1	18,797	29 - Parker	14 - Duncan
11/11	NEW YORK	W	100-92	5-1	18,797	33 - Parker	16 - Duncan
11/14	@ Houston	W	92-84	6-1	18,289	19 - Duncan/Ginobili	15 - Duncan
11/15	CHARLOTTE	L	92-95 (OT)	6-2	18,797	25 - Parker	13 - Duncan
11/17	CHICAGO	W	100-83	7-2	18,797	21 - Duncan	11 - Duncan
11/19	@ Sacramento	W	108-99	8-2	17,317	35 - Duncan	14 - Duncan
11/20	@ Portland	W	107-98	9-2	14,163	25 - Duncan/Ginobili	6 - Duncan
11/22	MIAMI	W	106-86	10-2	18,797	19 - Duncan	6 - Duncan/Barry
11/24	DALLAS	L	92-95	10-3	18,797	29 - Duncan	11 - Oberto
11/26	@ Seattle	W	98-78	11-3	15,483	20 - Parker	16 - Duncan
11/27	@ Golden State	L	102-111	11-4	17,078	28 - Parker	16- Duncan
11/29	@ Utah	L	75-83	11-5	19,089	21 - Duncan	10 - Duncan
DECEMBER RECORD		**12-3 (HOME: 8-2, ROAD: 4-1)**					
12/2	SACRAMENTO	W	100-98	12-5	18,797	23 - Bowen	11 - Duncan
12/4	GOLDEN STATE	W	129-89	13-5	18,797	18 - Barry	9 - Elson
12/6	@ Charlotte	W	96-76	14-5	14,066	25 - Duncan	6 - Elson/Finley
12/8	L.A. CLIPPERS	W	111-82	15-5	18,797	22 - Ginobili	10 - Duncan
12/10	@ L.A. Lakers	L	99-106	15-6	18,997	23 - Ginobili	13 - Duncan
12/11	@ L.A. Clippers	W	103-81	16-6	18,147	24 - Barry	5 - Duncan/Udrih
12/13	MINNESOTA	W	95-82	17-6	18,362	24 - Duncan	7 - Elson
12/14	@ NO/Okla. City	W	103-77	18-6	15,140	24 - Ginobili	9 - Duncan
12/16	PHILADELPHIA	W	103-98	19-6	18,797	24 - Parker	9 - Duncan/Ginobili
12/20	MEMPHIS	W	105-98	20-6	18,797	21 - Duncan	9 - Duncan
12/22	HOUSTON	L	78-97	20-7	18,797	23 - Ginobili	11 -Duncan
12/23	@ NO/Okla. City	W	112-77	21-7	19,164	19 - Parker	5 - Parker
12/26	MILWAUKEE	L	107-114	21-8	18,797	25 - Duncan	12 - Duncan
12/28	UTAH	W	106-83	22-8	18,797	22 - Parker	9 - Duncan
12/31	ATLANTA	W	95-81	23-8	18,797	27 - Parker	11 - Duncan/Bonner
JANUARY RECORD:		**9-7 (HOME: 4-3, ROAD: 5-4)**					
1/2	@ Cleveland	L	78-82	23-9	20,214	26 - Parker	15 - Duncan
1/3	@ Minnesota	L	101-103 (OT)	23-10	14,185	26 - Ginobili	13 - Duncan
1/5	DALLAS	L	85-90	23-11	18,797	25 - Ginobili	7 - Duncan
1/7	@ Memphis	W	110-96	24-11	15,227	34 - Ginobili	9 - Duncan
1/9	PORTLAND	W	98-84	25-11	18,240	16 - Duncan	9 - Duncan
1/10	@ Denver	W	92-83	26-11	16,486	26 - Parker	13 - Duncan
1/13	WASHINGTON	W	93-80	27-11	18,797	19 - Ginobili	11 - Duncan
1/15	@ Chicago	L	87-99	27-12	22,218	22 - Ginobili	16 - Duncan
1/17	L.A. LAKERS	L	96-100	27-13	18,797	26 - Duncan	9 - Duncan
1/19	NO/OKLA. CITY	W	99-86	28-13	17,153	23 - Parker	16 - Duncan
1/21	@ Philadelphia	W	99-85	29-13	14,883	23 - Barry	15 - Duncan
1/22	@ Boston	W	93-89	30-13	15,928	21 - Duncan	9 - Duncan
1/24	HOUSTON	L	85-90	30-14	18,328	37 - Duncan	10 - Duncan
1/26	MEMPHIS	W	112-96	31-14	18,332	26 - Duncan	13 - Duncan
1/28	@ L.A. Lakers	W	96-94 (OT)	32-14	18,997	21 - Duncan/Ginobili	14 - Duncan
1/31	@ Utah	L	93-97	32-15	19,911	27 - Parker	12 - Duncan
FEBRUARY RECORD		**7-3 (HOME: 3-0, ROAD: 4-3)**					
2/1	@ Phoenix	L	87-103	32-16	18,422	32 - Ginobili	18 - Duncan
2/7	@ Washington	W	110-83	33-16	20,173	20 - Duncan/Parker	8 - Elson
2/9	@ Orlando	L	104-106	33-17	17,451	24 - Duncan	16 - Duncan
2/11	@ Miami	L	85-100	33-18	20,210	26 - Ginobili	11 - Duncan
2/13	@ New Jersey	W	107-82	34-18	14,936	21 - Duncan	8 - Duncan
2/14	@ Detroit	W	90-81	35-18	22,076	23 - Duncan	18 - Elson
2/20	DENVER	W	95-80	36-18	18,586	17 - Parker	8 - Elson
2/21	@ Atlanta	W	103-96	37-18	15,565	40 - Ginobili	9 - Duncan
2/24	SEATTLE	W	102-71	38-18	18,797	21 - Parker	15 - Duncan
2/26	TORONTO	W	107-91	39-18	18,563	27 - Parker	16 - Duncan
MARCH RECORD		**13-2 (HOME: 7-1, ROAD: 6-1)**					
3/2	ORLANDO	W	98-74	40-18	18,797	31 - Ginobili	10 - Duncan
3/3	@ Houston	W	97-74	41-18	18,364	26 - Duncan	8 - Elson
3/5	@ L.A. Clippers	W	88-74	42-18	18,655	16 - Ginobili	12 - Duncan
3/6	@ Portland	W	99-94	43-18	15,911	24 - Duncan	8 - Duncan
3/8	@ Sacramento	W	100-93	44-18	17,317	31 - Ginobili	13 - Duncan
3/10	NEW JERSEY	W	93-77	45-18	18,797	19 - Parker	13 - Duncan
3/13	L.A. CLIPPERS	W	93-84	46-18	18,797	25 - Parker	9 - Duncan
3/15	@ Milwaukee	L	90-101	46-19	13,917	20 - Barry	13 - Duncan
3/17	BOSTON	L	85-91	46-20	18,797	30 - Parker	16 - Duncan
3/21	INDIANA	W	90-72	47-20	18,580	27 - Duncan	9 - Bonner
3/23	DETROIT	W	90-89	48-20	18,797	22 - Parker	14 - Duncan
3/25	@ Seattle	W	120-79	49-20	16,409	19 - Ginobili	10 - Duncan
3/26	@ Golden State	W	126-89	50-20	18,207	20 - Duncan/Finley/Parker	9 - Elson
3/28	NO/OKLA. CITY	W	92-88	51-20	18,334	31 - Duncan	9 - Bowen
3/30	UTAH	W	102-93	52-20	18,797	25 - Ginobili	14 - Duncan
APRIL RECORD		**6-4 (HOME: 5-1, ROAD: 1-3)**					
4/1	@ Indiana	L	99-100	52-21	13,447	22 - Parker	12 - Duncan
4/3	SEATTLE	W	110-91	53-21	18,583	18 - Bowen	10 - Oberto
4/5	PHOENIX	W	92-85	54-21	18,797	35 - Parker	10 - Duncan/Elson/Finley
4/7	GOLDEN STATE	W	112-99	55-21	18,797	28 - Duncan	15 - Duncan
4/9	PORTLAND	W	112-96	56-21	17,852	30 - Parker	5 - Oberto/Parker/Bonner
4/11	SACRAMENTO	W	109-100	57-21	18,797	26 - Duncan	13 - Duncan
4/13	@ Minnesota	W	110-91	58-21	19,356	21 - Ginobili	10 - Duncan
4/15	@ Dallas	L	86-91	58-22	20,444	23 - Parker	7 - Duncan/Elson
4/16	@ Memphis	L	91-101	58-23	13,345	17 - Finley/White	10 - Bonner/Butler
4/18	DENVER	L	77-100	58-24	18,797	13 - Udrih	9 - Butler



Kurt Thomas

RECORD

56-26 (34-7 home: 22-19 road)
Second in Southwest Division

HONORS

Tim Duncan, All-NBA Second Team
Tim Duncan, All-Defensive First Team
Tim Duncan, NBA All-Star
Manu Ginobili, All-NBA Third Team
Manu Ginobili, NBA Sixth Man of the Year
Tony Parker, NBA All-Star
Bruce Bowen, All-Defensive First Team

PLAYOFFS

Defeated Phoenix, First Round, 4-1
Defeated New Orleans, Western Conference Semifinals, 4-3
Lost to L.A. Lakers, Western Conference Finals, 4-1

SPURS LEADERS

Scoring: Manu Ginobili 19.5 ppg
Rebounding: Tim Duncan 11.3 rpg
Assists: Tony Parker 6.0 apg

Head Coach: Gregg Popovich
Assistants: Mike Budenholzer, Don Newman, Brett Brown, Chip Engelland, Chad Forcier

2007–08 SEASON NOTES

- The Spurs celebrated their rich history during the 2007–08 season as the team played its 35th season in San Antonio … the Spurs played their first ABA regular season game against the San Diego Conquistadors at the HemisFair Arena on 10/10/73 … after spending their first three years in the ABA the Spurs joined the NBA in the summer of 1976 when the two leagues merged … during their 32 NBA seasons the Spurs have made winning a habit posting the second-highest overall winning percentage in NBA history.

- Bruce Bowen hit a milestone on 3/12/08 at New Orleans, playing and starting in his 500th consecutive game … the streak ended when Bowen missed the 3/14 contest at Detroit due to an NBA suspension … Bowen is by far the Silver and Black's franchise leader for consecutive games played and started … his streak lasted for seven seasons and the Spurs have won three NBA championships since his first missed game on 2/26/02 vs. Phoenix.

- Bruce Bowen and Tim Duncan were both selected to the 2008 NBA All-Defensive First Team … it marked the third time that both Bowen and Duncan were named to the All-Defensive First Team (2005, 2007 and 2008) … since the All-Defensive Teams were introduced in 1968-69 they are just the fourth set of teammates to be named to three-or-more first teams in the same season.

- With a 99-84 victory vs. Minnesota on 3/28/08 the Spurs hit the 50 win mark for the ninth straight season … the Spurs joined the Lakers and the Celtics as the only teams in NBA history to accomplish the feat of winning 50-plus games in nine-or-more consecutive seasons.

- Manu Ginobili became the first Spurs player to win the NBA's Sixth Man of the Year award … a sixth man in 51-of-74 games played this season, Ginobili led the Spurs in scoring with a career-high average of 19.5 points to go along with 4.8 rebounds, 4.5 assists and 1.47 steals … he was also the only player in the NBA to average at least 17 points in under 32.0 minutes per game … Ginobili is first Sixth Man Award winner to lead his team in scoring since Ricky Pierce averaged 23.0 points for the Milwaukee Bucks during the 1989–90 season.

2007–08 SPURS FINAL STATISTICS (56-26)

							3-POINT						REBOUNDS									SCORING	
PLAYER	G	GS	MIN	FG	FGA	PCT	FG	FGA	PCT	FT	FTA	PCT	OFF	DEF	TOT	AST	PF	DQ	STL	TO	BLK	PTS	AVG
Ginobili	74	23	2292	453	984	.460	156	389	.401	380	442	.860	63	291	354	332	173	0	109	200	33	1442	19.5
Duncan	78	78	2651	585	1178	.497	0	4	.000	338	463	.730	237	644	881	218	185	1	56	178	152	1508	19.3
Parker	69	68	2312	515	1043	.494	17	66	.258	248	347	.715	30	191	221	411	93	0	55	164	8	1295	18.8
Finley	82	61	2204	315	761	.414	132	357	.370	64	80	.800	27	227	254	114	93	0	29	56	10	826	10.1
Barry	31	1	554	77	160	.481	48	112	.429	19	20	.950	12	43	55	54	43	0	17	18	3	221	7.1
Thomas (TOT)	70	48	1584	195	396	.492	0	1	.000	53	80	.663	130	377	507	67	188	2	56	46	57	443	6.3
Thomas (SA)	28	9	524	56	125	.448	0	1	.000	14	24	.583	36	102	138	14	57	0	21	18	14	126	4.5
Bowen	81	81	2448	174	428	.407	90	215	.419	45	69	.652	33	201	234	91	177	0	54	46	22	483	6.0
Udoka	73	0	1316	159	375	.424	61	165	.370	44	58	.759	36	192	228	63	127	1	56	58	17	423	5.8
Stoudamire (TOT)	60	33	1037	120	337	.356	50	149	.336	27	34	.794	20	98	118	165	76	0	30	80	2	317	5.3
Stoudamire (SA)	31	4	413	43	143	.301	14	55	.255	6	8	.750	6	41	47	53	30	0	11	30	2	106	3.4
Oberto	82	64	1651	180	296	.608	0	1	.000	37	61	.607	153	277	430	95	203	3	37	51	20	397	4.8
Bonner	68	3	853	121	291	.416	46	137	.336	38	44	.864	53	139	192	32	111	0	14	39	17	326	4.8
Vaughn	74	9	1139	121	283	.428	3	10	.300	61	80	.763	13	61	74	159	97	0	23	54	1	306	4.1
Elson	41	3	534	62	148	.419	0	0	---	20	24	.833	33	102	135	16	62	0	9	30	14	144	3.5
Mahinmi	6	0	23	6	12	.500	0	0	---	9	9	1.000	0	5	5	1	4	0	0	2	4	21	3.5
Johnson	5	0	28	7	14	.500	3	9	.333	0	2	.000	0	1	1	1	4	0	1	0	0	17	3.4
Washington	18	0	146	21	48	.438	4	12	.333	7	13	.538	4	16	20	15	16	0	5	14	0	53	2.9
Horry	45	5	583	38	119	.319	18	70	.257	18	28	.643	35	74	109	47	55	0	21	22	19	112	2.5
Richardson	5	1	29	3	7	.429	2	5	.400	2	2	1.000	0	1	1	1	5	0	1	0	0	10	2.0
Langford	2	0	10	1	4	.250	0	0	---	0	0	---	0	2	2	0	1	0	0	0	0	2	1.0
Jones	3	0	20	1	4	.250	0	2	.000	0	0	---	0	2	2	1	1	0	2	1	0	2	0.7
Williams	1	0	2	0	1	.000	0	0	---	0	0	---	0	0	0	0	0	0	0	0	1	0	0.0
SPURS	**82**		**-19730**	**2938**	**6424**	**.457**	**594**	**1610**	**.369**	**1350**	**1774**	**.761**	**771**	**2612**	**3383**	**1718**	**1537**	**5**	**521**	**1035**	**337**	**7820**	**95.4**
OPPONENTS	**82**		**-19730**	**2857**	**6431**	**.444**	**420**	**1227**	**.342**	**1293**	**1710**	**.756**	**776**	**2527**	**3303**	**1490**	**1625**	**9**	**566**	**1058**	**361**	**7427**	**90.6**

56-26 (SECOND IN SOUTHWEST DIVISION)

DATE	OPPONENT	W-L	SCORE	REC.	ATT.	HI-SCORER	HI-REBOUNDER
OCTOBER RECORD:		**2-0 (HOME:1-0, ROAD: 1-0)**					
10-30	PORTLAND	W	106-97	1-0	18,797	24-Duncan	13-Duncan
10-31	@Memphis	W	104-101	2-0	17,538	30-Ginobili	11-Elson
NOVEMBER RECORD:		**12-3 (HOME: 8-0, ROAD: 4-3)**					
11-2	SACRAMENTO	W	96-80	3-0	17,072	15-Duncan/Parker	10-Duncan/Oberto
11-6	@Houston	L	81-89	3-1	18,280	23-Ginobili	10-Duncan
11-7	MIAMI	W	88-78	4-1	17,503	25-Ginobili	14-Elson
11-9	@New Orleans	W	97-85	5-1	15,297	27-Parker	12-Duncan
11-11	MILWAUKEE	W	113-88	6-1	17,670	21-Ginobili	10-Duncan
11-13	LOS ANGELES	W	107-92	7-1	18,797	26-Parker	6-Elson/Oberto
11-15	@Dallas	L	92-105	7-2	20,468	25-Ginobili	9-Ginobili
11-16	HOUSTON	W	90-84	8-2	18,797	25-Duncan	13-Duncan
11-20	@Atlanta	W	95-83	9-2	17,025	31-Parker	10-Oberto
11-21	ORLANDO	W	128-110	10-2	18,797	32-Parker	16-Duncan
11-23	MEMPHIS	W	101-88	11-2	18,797	28-Duncan	9-Elson/Duncan
11-25	@Seattle	W	116-101	12-2	14,186	26-Duncan	9-Oberto
11-26	@Sacramento	L	99-112	12-3	12,587	15-Duncan	7-Parker
11-28	WASHINGTON	W	109-94	13-3	18,386	29-Parker	8-Parker
11-30	@Minnesota	W	106-91	14-3	16,297	31-Ginobili	14-Duncan
DECEMBER RECORD:		**7-5 (HOME: 7-2, ROAD: 0-3)**					
12-2	PORTLAND	W	100-79	15-3	18,797	27-Parker	9-Oberto
12-5	DALLAS	W	97-95	16-3	18,797	37-Ginobili	8-Bowen/Finley
12-7	UTAH	W	104-98	17-3	18,797	37-Ginobili	11-Oberto
12-11	@Golden State	L	84-96	17-4	19,827	25-Bonner	17-Bonner
12-13	@L.A. Lakers	L	97-102	17-5	18,997	22-Bowen	16-Oberto
12-15	DENVER	W	102-91	18-5	18,797	21- Finley/Oberto	13-Oberto
12-17	PHOENIX	L	95-100	18-6	18,797	36-Duncan	17-Duncan
12-19	@Memphis	L	85-88	18-7	13,260	20-Ginobili	14-Duncan
12-22	L.A. CLIPPERS	W	99-90	19-7	18,797	34-Duncan	18-Duncan
12-26	CHICAGO	W	94-79	20-7	18,797	28-Parker	11-Duncan
12-28	TORONTO	L	73-83	20-8	18,797	20-Finley	12-Duncan
12-30	MEMPHIS	W	111-87	21-8	18,797	24-Duncan/Parker	17-Duncan
JANUARY RECORD:		**8-8 (HOME: 4-3, ROAD: 4-5)**					
1-3	@Denver	L	77-80	21-9	19,155	20-Duncan/Parker	14-Duncan
1-4	NEW YORK	W	97-93	22-9	18,797	15-Bowen	9-Duncan
1-6	@L.A. Clippers	W	88-82	23-9	16,623	26-Parker	17-Duncan
1-7	@Golden State	L	121-130(OT)	23-10	19,107	32-Duncan	13-Duncan
1-10	DETROIT	L	80-90	23-11	18,797	24-Duncan	15-Duncan
1-12	MINNESOTA	W	105-88	24-11	18,797	22-Ginobili	9-Duncan
1-14	PHILADELPHIA	W	89-82	25-11	17,609	20-Ginobli	16-Duncan
1-17	CLEVELAND	L	89-92	25-12	18,482	31-Ginobili	11-Duncan
1-19	@Houston	L	81-83	25-13	18,353	24-Duncan	17-Duncan
1-21	@Charlotte	W	95-86	26-13	17,124	19-Duncan	10-Duncan
1-23	L.A. LAKERS	W	103-91	27-13	18,797	28-Duncan	17-Duncan
1-24	@Miami	W	90-89	28-13	19,600	30-Duncan	11-Duncan/Ginobili
1-26	NEW ORLEANS	L	78-102	28-14	18,797	17-Duncan/Parker	8-Duncan
1-28	@Utah	L	91-97	28-15	19,911	29-Ginobili	11-Duncan
1-29	@Seattle	L	85-88	28-16	13,295	29-Ginobili	12-Duncan
1-31	@Phoenix	W	84-81	29-16	18,422	19-Ginobili	17-Duncan
FEBRUARY RECORD:		**10-1 (HOME: 4-0, ROAD: 6-1)**					
2/5	@Indiana	W	116-89	30-16	11,288	19-Duncan	15-Duncan
2/6	@Washington	W	85-77	31-16	20,173	23-Duncan	11-Oberto
2/8	@New York	W	99-93(OT)	32-16	19,763	21-Duncan	14-Duncan
2/10	@Boston	L	90-98	32-17	18,624	22-Duncan	14-Duncan
2/11	@Toronto	W	93-88	33-17	19,800	34-Ginobili	15-Ginobili
2/13	@Cleveland	W	112-105	34-17	20,562	46-Ginobili	15-Ginobili
2/19	CHARLOTTE	W	85-65	35-17	18,383	18-Ginobili	15-Duncan
2/21	@Minnesota	W	100-99	36-17	13,920	44-Ginobili	14-Duncan
2/23	NEW ORLEANS	W	98-89	37-17	18,797	30-Ginobili	11-Duncan
2/25	ATLANTA	W	89-74	38-17	18,113	23-Duncan	10-Duncan
2/28	DALLAS	W	97-94	39-17	18,797	31-Duncan	15-Duncan
MARCH RECORD:		**12-6 (HOME: 7-1, ROAD: 5-5)**					
3/1	@Milwaukee	W	96-94	40-17	16,974	30-Ginobili	8-Oberto
3/2	@New Jersey	W	93-83	41-17	18,594	25-Parker	14-Duncan
3/4	NEW JERSEY	W	81-70	42-17	17,486	29-Duncan	12-Duncan
3/6	INDIANA	W	108-97	43-17	17,738	28-Ginobili	12-Duncan
3/7	@Denver	L	96-109	43-18	19,821	24-Ginobili	9-Duncan
3/9	@Phoenix	L	87-94	43-19	18,422	22-Ginobili	10-Duncan
3/10	DENVER	W	107-103	44-19	18,797	23-Duncan	18-Duncan
3/12	@New Orleans	L	75-100	44-20	16,319	24-Duncan/Parker	11-Duncan
3/14	@Detroit	L	80-84	44-21	22,076	26-Parker	10-Duncan
3/15	@Philadelphia	L	96-103	44-22	19,942	27-Parker	7-Ginobili
3/17	BOSTON	L	91-93	44-23	18,797	32-Ginobili	8-Duncan
3/20	@Chicago	W	102-80	45-23	22,353	23-Parker	10-Duncan
3/21	SACRAMENTO	W	102-89	46-23	18,797	21-Duncan	13-Duncan
3/23	@Dallas	W	88-81	47-23	20,411	26-Ginobili	13-Duncan
3/25	@Orlando	W	107-97	48-23	17,519	28-Ginobili	15-Duncan
3/26	L.A. CLIPPERS	W	97-88	49-23	18,797	26-Duncan	12-Duncan
3/28	MINNESOTA	W	99-84	50-23	18,787	26-Ginobili	14-Duncan
3/30	HOUSTON	W	109-88	51-23	18,797	22-Finley/Parker	7-Thomas
APRIL RECORD:		**5-3 (HOME: 3-1, ROAD: 2-2)**					
4/1	GOLDEN STATE	W	116-92	52-23	18.797	26-Parker	12-Duncan
4/4	@Utah	L	64-90	52-24	19,911	17-Parker	10-Duncan
4/6	@Portland	W	72-65	53-24	19,980	27-Duncan	13-Thomas
4/9	PHOENIX	L	79-96	53-25	18,797	23-Duncan	10-Duncan
4/11	SEATTLE	W	95-74	54-25	18,797	20-Parker	10-Oberto/Bonner
4/13	@L.A. Lakers	L	85-106	54-26	18,997	20-Parker	12-Duncan
4/14	@Sacramento	W	101-98	55-26	15,334	32-Parker	8-Oberto
4/16	UTAH	W	109-80	56-26	18,797	24-Parker	11-Duncan



Roger Mason Jr.

RECORD

54-28 (28-13 home: 26-15 road)
First in Southwest Division

HONORS

Tim Duncan, All-NBA Second Team
Tim Duncan, All-Defensive Second Team
Tim Duncan, NBA All-Star
Tony Parker, All-NBA Third Team
Tony Parker, NBA All-Star

PLAYOFFS

Lost to Dallas, First Round, 4-1

SPURS LEADERS

Scoring: Tony Parker 22.0 ppg
Rebounding: Tim Duncan 10.7 rpg
Assists: Tony Parker 6.9 apg

Head Coach: Gregg Popovich
Assistants: Mike Budenholzer, Don Newman, Brett Brown, Chip Engelland, Chad Forcier

2008–09 SEASON NOTES

- With a 99-89 victory at Oklahoma City on 4/7/09, the Spurs became just the third team in NBA history to record 50-plus wins in
10 straight seasons … Boston and the Los Angeles Lakers are the only other franchises to record such a streak.
- On 3/16/09 at Oklahoma City, Gregg Popovich became just the 24th head coach in NBA history to have coached in 1,000 games … he is the third winningest coach at the 1,000 game mark after only Phil Jackson and Pat Riley.
- Tony Parker became the first player in Spurs history to record back-to-back 30+ points and 10+ assists games when he did it in back-to-back games vs. Golden State and at Atlanta … he recorded 30 points and 10 assists vs. Golden State on 3/24 and posted 42 points and 10 assists at Atlanta on 3/25.
- Tony Parker finished with 55 points at Minnesota on 11/5/08 adding his name to the Spurs record books … Parker tied George Gervin for third place among all-time single game scoring totals while surpassing Terry Cummings (52) and Larry Kenon (51) … he became just the sixth Spur to score 50-or-more in a game … it was the first 50-plus point game for the Silver and Black since Tim Duncan had 53 points on 12/26/01 at home vs. Dallas.
- Tim Duncan was named to the All-NBA Second Team and the All-Defensive Second Team … he became the only player in NBA history to earn both All-NBA and All-Defensive honors in each of his first 12 seasons.

2008–09 SPURS FINAL STATISTICS (54-28)

							3-POINT						REBOUNDS									SCORING	
PLAYER	G	GS	MIN	FG	FGA	PCT	FG	FGA	PCT	FT	FTA	PCT	OFF	DEF	TOT	AST	PF	DQ	STL	TO	BLK	PTS	AVG
Parker	72	71	2456	639	1263	.506	19	65	.292	284	363	.782	27	196	223	496	110	0	67	186	4	1581	22.0
Duncan	75	75	2523	558	1107	.504	0	2	.000	334	483	.692	201	599	800	264	173	2	38	165	126	1450	19.3
Ginobili	44	7	1181	223	491	.454	69	209	.330	168	190	.884	24	174	198	157	90	0	64	88	16	683	15.5
Gooden (TOT)	51	28	1264	237	506	.468	0	4	.000	131	156	.840	113	249	362	48	144	2	30	76	18	605	11.9
Gooden (SA)	19	1	320	71	145	.490	0	1	.000	45	57	.789	28	55	83	3	39	0	4	16	4	187	9.8
Mason	82	71	2496	349	822	.425	166	394	.421	105	118	.890	16	235	251	173	160	0	40	100	12	969	11.8
Finley	81	77	2336	301	689	.437	131	319	.411	51	62	.823	26	244	270	114	82	0	37	61	17	784	9.7
Bonner	81	67	1928	266	536	.496	118	268	.440	17	23	.739	97	289	386	82	190	1	47	37	26	667	8.2
Hill	77	7	1270	150	372	.403	24	73	.329	114	146	.781	30	128	158	136	150	0	45	74	21	438	5.7
Mensah-Bonsu	3	0	20	5	7	.714	0	0	—	5	7	.714	5	5	10	0	6	0	1	2	1	15	5.0
Thomas	79	10	1404	153	304	.503	0	2	.000	37	45	.822	134	271	405	66	170	0	34	42	58	343	4.3
Farmer	3	0	54	4	14	.286	3	12	.250	2	2	1.000	0	6	6	2	6	0	0	4	0	13	4.3
Udoka	67	3	1035	110	287	.383	41	125	.328	28	46	.609	28	159	187	54	86	0	36	38	12	289	4.3
Hairston	15	0	155	24	49	.490	0	1	.000	2	7	.286	11	17	28	13	19	0	6	12	7	50	3.3
Croshere (TOT)	14	0	100	14	39	.359	5	15	.333	7	12	.583	11	23	34	9	5	0	1	6	1	40	2.9
Croshere (SA)	3	0	23	2	9	.222	0	4	.000	0	1	.000	4	6	10	3	1	0	0	2	0	4	1.3
Tolliver	19	0	208	19	65	.292	9	41	.220	5	10	.500	12	29	41	17	16	0	5	7	1	52	2.7
Bowen	80	10	1508	79	187	.422	42	98	.429	14	26	.538	16	129	145	40	123	1	36	25	13	214	2.7
Ahearn	3	0	19	2	6	.333	2	4	.500	2	2	1.000	0	1	1	2	3	0	1	1	0	8	2.7
Oberto	54	11	677	61	104	.587	0	1	.000	20	35	.571	65	77	142	59	95	1	7	38	11	142	2.6
Vaughn	30	0	292	24	75	.320	1	1	1.000	16	18	.889	4	18	22	55	26	0	6	15	0	65	2.2
Williams	2	0	3	2	2	1.000	0	0	—	0	0	—	0	0	0	0	1	0	0	0	0	4	2.0
SPURS	**82**	**–**	**19905**	**3042**	**6534**	**.466**	**625**	**1620**	**.386**	**1249**	**1641**	**.761**	**728**	**2638**	**3366**	**1736**	**1546**	**5**	**474**	**913**	**329**	**7958**	**97.0**
OPPONENTS	**82**	**–**	**19905**	**2973**	**6568**	**.453**	**447**	**1180**	**.379**	**1257**	**1635**	**.769**	**745**	**2570**	**3315**	**1481**	**1511**	**8**	**531**	**961**	**352**	**7650**	**93.3**

54-28 (FIRST IN SOUTHWEST DIVISION)

DATE	OPPONENT	W-L	SCORE	REC.	ATT.	HI-SCORER	HI-REBOUNDER
OCTOBER RECORD:		**0-2 (HOME: 0-1, ROAD: 0-1)**					
10/29	PHOENIX	L	96-103	0-1	18,797	32-Parker/Duncan	7-Thomas/Bonner
10/31	@ Portland	L	99-100	0-2	20,516	27-Duncan	10-Duncan
NOVEMBER RECORD:		**9-5 (HOME: 5-3, ROAD: 4-2)**					
11/4	DALLAS	L	81-98	0-3	17,398	22-Parker	15-Duncan
11/5	@ Minnesota	W	129-125(2OT)	1-3	11,112	55-Parker	16-Duncan
11/7	MIAMI	L	83-99	1-4	17,387	22-Duncan	11-Duncan
11/11	NEW YORK	W	92-80	2-4	16,569	23-Duncan	9-Duncan/Oberto
11/12	@ Milwaukee	L	78-82	2-5	14,036	24-Duncan	6-Tolliver
11/14	HOUSTON	W	77-75	3-5	18,797	22-Duncan	9-Mason
11/16	@ Sacramento	W	90-88	4-5	11,699	21-Finley	10-Duncan
11/17	@ L.A. Clippers	W	86-83	5-5	14,962	21-Mason	15-Duncan
11/19	DENVER	L	81-91	5-6	16,559	20-Hill	11-Duncan
11/21	UTAH	W	119-94	6-6	17,354	29-Mason	7-Duncan
11/24	@ Memphis	W	94-81	7-6	12,053	20-Hill	11-Duncan
11/26	CHICAGO	W	98-88	8-6	17,837	21-Duncan	11-Hill
11/28	MEMPHIS	W	100-98	9-6	17,074	20-Mason	12-Duncan
11/29	@ Houston	L	84-103	9-7	18,282	17-Duncan/Bonner	9-Duncan
DECEMBER RECORD:		**11-4 (HOME: 7-2, ROAD: 4-2)**					
12/2	DETROIT	L	77-89	9-8	17,582	23-Duncan	13-Duncan
12/4	@ Denver	W	108-91	10-8	15,866	22-Parker	12-Duncan
12/6	GOLDEN STATE	W	123-88	11-8	17,740	20-Duncan	13-Duncan
12/9	@ Dallas	W	133-126(2OT)	12-8	19,937	32-Duncan	14-Duncan
12/10	ATLANTA	W	95-89	13-8	18,161	27-Ginobili	13-Bonner
12/12	@ Minnesota	W	98-86	14-8	15,366	17-Duncan/Parker	13-Duncan
12/14	OKLAHOMA CITY	W	109-104	15-8	17,419	22-Parker	12-Duncan
12/17	@ New Orleans	L	83-90	15-9	15,593	20-Parker	11-Duncan
12/18	@ Orlando	L	78-90	15-10	17,461	19-Duncan	9-Duncan
12/20	TORONTO	W	107-97	16-10	17,227	24-Parker	12-Thomas
12/22	SACRAMENTO	W	101-85	17-10	18,372	18-Parker	7-Thomas
12/23	MINNESOTA	W	99-93	18-10	17,996	36-Parker	12-Duncan
12/25	@ Phoenix	W	91-90	19-10	18,422	27-Parker	17-Duncan
12/27	MEMPHIS	W	106-103 (2OT)	20-10	18,797	32-Parker	6-Finley/Bowen
12/30	MILWAUKEE	L	98-100	20-11	18,797	22-Duncan	6-Duncan
JANUARY RECORD:		**12-3 (HOME: 6-1, ROAD: 6-2)**					
1/2	@ Memphis	W	91-80	21-11	12,597	20-Duncan	10-Duncan
1/3	PHILADELPHIA	W	108-106	22-11	18,797	26-Duncan	12-Duncan
1/5	@ Miami	W	91-84	23-11	19,600	19-Duncan	9-Duncan
1/8	L.A. CLIPPERS	W	106-84	24-11	17,873	19-Duncan	9-Thomas
1/11	ORLANDO	L	98-105	24-12	18,216	31-Parker	10-Duncan
1/14	L.A. LAKERS	W	112-111	25-12	18,797	27-Ginobili	10-Duncan
1/16	@ Philadelphia	L	87-109	25-13	18,739	20-Duncan	12-Duncan
1/17	@ Chicago	W	92-87	26-13	22,100	21-Ginobili	14-Duncan
1/19	@ Charlotte	W	86-84	27-13	16,160	17-Duncan	11-Duncan
1/20	INDIANA	W	99-81	28-13	18,181	27-Duncan	10-Duncan
1/23	NEW JERSEY	W	94-91	29-13	18,797	30-Duncan	15-Duncan
1/25	@ L.A. Lakers	L	85-99	29-14	18,997	19-Parker	8-Duncan/Ginobili
1/27	@ Utah	W	106-100	30-14	19,911	24-Duncan/Parker	9-Duncan/Ginobili
1/29	@ Phoenix	W	114-104	31-14	18,422	30-Ginobili	15-Duncan
1/31	New Orleans	W	106-93	32-14	18,797	25-Parker	8-Duncan
FEBRUARY RECORD:		**7-4 (HOME: 2-1, ROAD: 5-3)**					
2/2	@ Golden State	W	110-105(OT)	33-14	18,205	32-Duncan/Ginobili	15-Duncan/Thomas
2/3	@ Denver	L	96-104	33-15	18,536	26-Mason	8-Bonner
2/8	@ Boston	W	105-99	34-15	18,624	23-Duncan/Bonner	13-Duncan
2/10	@ New Jersey	W	108-93	35-15	13,301	27-Duncan	9-Duncan
2/11	@ Toronto	L	89-91	35-16	18,909	32-Ginobili	13-Duncan
2/17	@ New York	L	107-112(OT)	35-17	19,763	26-Duncan	15-Duncan
2/19	@ Detroit	W	83-79	36-17	22,076	19-Parker	18-Duncan
2/21	@ Washington	W	96-67	37-17	20,173	25-Mason	11-Duncan
2/24	DALLAS	W	93-76	38-17	18,797	37-Parker	15-Thomas
2/25	PORTLAND	W	99-84	39-17	18,672	39-Parker	10-Thomas
2/27	CLEVELAND	L	86-97	39-18	18,797	11-4 tied	7-Finley
MARCH RECORD:		**9-8 (HOME: 6-4, ROAD: 3-4)**					
3/1	@ Portland	L	84-102	39-19	20,627	15-Parker	6-Oberto
3/2	@ L.A. Clippers	W	106-78	40-19	17,649	26-Parker	12-Duncan
3/4	@ Dallas	L	102-107	40-20	20,316	37-Parker	12-Duncan
3/6	WASHINGTON	W	100-78	41-20	18,440	19-Parker	7-Thomas
3/8	PHOENIX	W	103-96	42-20	18,797	30-Parker	15-Duncan
3/10	CHARLOTTE	W	100-86	43-20	18,254	21-Mason/Parker	11-Duncan
3/12	L.A. LAKERS	L	95-102	43-21	18,797	25-Finley/Parker	11-Duncan
3/14	@ Houston	W	88-85	44-21	18,300	28-Parker	12-Duncan
3/16	@ Oklahoma City	L	76-78	44-22	19,136	28- Parker	12-Duncan
3/17	MINNESOTA	W	93-86	45-22	18,797	24-Parker	10-Thomas
3/20	BOSTON	L	77-80	45-23	18,797	25-Parker	9-Duncan
3/22	HOUSTON	L	85-87	45-24	18,797	23-Duncan	9-Thomas
3/24	GOLDEN STATE	W	107-106	46-24	18,797	30-Parker	10-Duncan
3/25	@ Atlanta	W	102-92	47-24	18,529	42-Parker	8-Thomas
3/27	L.A. CLIPPERS	W	111-98	48-24	18,797	18-Parker	8-Mason
3/29	@ New Orleans	L	86-90	48-25	18,204	20-Parker	15-Duncan
3/31	OKLAHOMA CITY	L	95-96	48-26	18,797	21-Duncan	12-Duncan
APRIL RECORD:		**6-2 (HOME: 2-1, ROAD: 4-1)**					
4/3	@ Indiana	W	126-121	49-26	16,414	31-Parker	11-Duncan
4/5	@ Cleveland	L	81-101	49-27	20,562	24-Parker	9-Thomas
4/7	@ Oklahoma City	W	99-89	50-27	19,136	25-Duncan	15-Duncan
4/8	PORTLAND	L	83-95	50-28	18,797	18-Mason	5-3 Tied
4/10	UTAH	W	105-99	51-28	18,797	31-Parker	9-Duncan
4/12	@ Sacramento	W	95-92	52-28	13,330	25-Parker	13-Thomas
4/13	@ Golden State	W	101-72	53-28	19,596	20-Gooden	15-Gooden
4/15	NEW ORLEANS	W	105-98(OT)	54-28	18,797	29-Parker	19-Duncan



George Hill

RECORD

50-32 Second in Southwest Division

HONORS

Tim Duncan, All-NBA Third Team
Tim Duncan, All-Defensive Second Team
Tim Duncan, NBA All-Star
DeJuan Blair, NBA All-Rookie Second Team

PLAYOFFS

Defeated Dallas, First Round, 4-2
Lost to Phoenix, Western Conference Semifinals, 0-4

SPURS LEADERS

Scoring: Tim Duncan 17.9 ppg
Rebounding: Tim Duncan 10.1 rpg
Assists: Tony Parker 5.7 apg

Head Coach: Gregg Popovich
Assistant Coaches: Mike Budenholzer, Don Newman, Brett Brown, Chip Engelland, Chad Forcier

2009-10 SEASON NOTES

- With a 133-111 victory vs. Minnesota on 4/12/10, the Spurs became just the second team in NBA history to record 50-plus wins in 11 straight seasons … the Los Angeles Lakers totaled 50-plus wins in 12 consecutive season from 1979-80 to 1999-2000.
- San Antonio boasted one of the best benches in the NBA during the 2009-10 season and finished the year leading the NBA in multiple bench categories … the Spurs reserves led the league in bench scoring (39.3 ppg), rebounding (17.2 rpg) and assists (8.7 apg).
- Tim Duncan became the second Spurs and just the 11th player in NBA history to score 20,000 points with one team when he sank a free throw vs. Houston on 1/22 … Duncan joined David Robinson as the only two Spurs in franchise history to score 20,000-plus points while wearing the Silver and Black.
- DeJuan Blair's 28 point, 21 rebound game at Oklahoma City on 1/13 was the first time in over 11 years that an NBA rookie recorded a 20/20 game … Tim Duncan was the last rookie to record a 20/20 game vs. Phoenix on 3/22/98 … Blair became the first rookie non-first round draft pick since 1981 to record a 20/20 game … in the final game of the 2009-10 season, Blair's 27 points, 23 rebound performance at Dallas on 4/14 became the first time since Joe Smith that a rookie posted two 20 point, 20 rebounds game in a season. Smith had two 20/20 games in rookie season with Golden State in 1995-96.

2009–10 SPURS FINAL STATISTICS (50-32)

							3-POINT						REBOUNDS									SCORING	
PLAYER	G	GS	MIN	FG	FGA	PCT	FG	FGA	PCT	FT	FTA	PCT	OFF	DEF	TOT	AST	PF	DQ	STL	TO	BLK	PTS	AVG
Duncan	78	77	2438	561	1082	.518	2	11	.182	271	374	.725	221	567	788	246	152	1	45	140	117	1395	17.9
Ginobili	75	21	2150	398	903	.441	132	350	.377	309	355	.870	68	216	284	370	154	0	103	154	24	1237	16.5
Parker	56	50	1728	349	716	.487	10	34	.294	186	246	.756	7	128	135	317	96	0	29	149	8	894	16.0
Hill	78	43	2276	353	738	.478	75	188	.399	183	237	.772	42	163	205	226	222	4	69	101	26	964	12.4
Jefferson	81	70	2520	362	775	.467	59	187	.316	211	287	.735	58	298	356	158	178	0	45	105	40	994	12.3
Blair	82	23	1494	275	495	.556	0	2	.000	88	161	.547	200	326	526	65	224	2	50	112	39	638	7.8
Gee (TOT)	11	2	182	28	59	.475	7	9	.778	18	29	.621	15	18	33	7	13	0	7	10	1	81	7.4
Bonner	65	8	1161	166	372	.446	90	231	.390	35	48	.729	52	162	214	68	109	1	30	39	24	457	7.0
Mason	79	5	1515	193	496	.389	88	264	.333	27	34	.794	11	151	162	137	99	0	30	59	14	501	6.3
McDyess	77	50	1617	205	428	.479	0	2	.000	36	57	.632	149	306	455	83	147	0	43	79	32	446	5.8
Temple (TOT)	27	4	334	44	101	.436	13	37	.351	35	50	.700	6	25	31	21	42	1	13	27	6	136	5.0
Temple (SA)	13	4	193	28	64	.438	10	23	.435	14	21	.667	3	11	14	12	25	1	8	11	2	80	6.2
Bogans	79	50	1559	120	298	.403	70	196	.357	37	50	.740	25	151	176	95	156	1	45	53	12	347	4.4
Mahinmi	26	0	165	35	55	.636	0	0	---	31	47	.660	13	39	52	2	32	1	3	15	8	101	3.9
Finley	25	6	395	37	97	.381	13	41	.317	6	9	.667	5	33	38	19	12	0	6	13	4	93	3.7
Haislip	10	0	44	10	21	.476	3	5	.600	2	5	.400	4	6	10	0	5	0	0	3	2	25	2.5
Jackson	3	0	25	2	7	.286	0	2	.000	3	4	.750	1	3	4	6	2	0	3	2	2	7	2.3
Hairston	47	0	317	40	76	.526	2	11	.182	17	30	.567	13	36	49	16	29	0	4	11	9	99	2.1
Ratliff	21	3	183	16	36	.444	0	0	---	2	4	.500	15	25	40	9	27	0	3	16	18	34	1.6
SPURS	**82**		**-19780**	**3150**	**6659**	**.473**	**5541**	**547**	**.358**	**1458**	**1969**	**.740**	**887**	**2621**	**3508**	**1829**	**1669**	**11**	**516**	**1116**	**381**	**8312**	**101.4**
OPPONENTS	**82**		**-19780**	**3025**	**6691**	**.452**	**4121**	**200**	**.343**	**1433**	**1896**	**.756**	**814**	**2427**	**3241**	**1576**	**1672**	**8**	**567**	**1032**	**417**	**7895**	**96.3**

50-32 (SECOND IN SOUTHWEST DIVISION)

DATE	OPPONENT	W-L	SCORE	REC.	ATT.	HI-SCORER	HI-REBOUNDER
OCTOBER RECORD:		**2-1 (HOME: 2-0, ROAD: 0-1)**					
10/28	NEW ORLEANS	W	113-96	1-0	18,581	17-Parker	12-Duncan
10/29	@ Chicago	L	85-92	1-1	21,412	28-Duncan	16-Duncan
10/31	SACRAMENTO	w	113-94	2-1	16,966	24-Parker	10-Duncan/Blair
NOVEMBER RECORD:		**7-5 (HOME: 6-2, ROAD: 1-3)**					
11/5	@ Utah	L	99-113	2-2	19,797	21-Parker	13-Duncan
11/6	@ Utah	L	84-96	2-3	20,498	19-Jefferson	8-Duncan
11/9	TORONTO	W	131-124	3-3	17,714	36-Ginobili	10-McDyess
11/11	DALLAS	W	92-83	4-3	18,581	29-Jefferson	9-Bonner/McDyess
11/14	OKLAHOMA CITY	L	98-101	4-4	17,947	22-Duncan	10-Duncan
11/18	@ Dallas	L	94-99 (OT)	4-5	20,110	22-Duncan	14-Duncan
11/19	UTAH	L	83-90	4-6	17,519	21-Duncan	9-Duncan
11/21	WASHINGTON	W	106-84	5-6	16,888	17-Parker	11-Ratliff
11/23	MILWAUKEE	W	112-98	6-6	17,677	24-Duncan	12-Duncan
11/25	GOLDEN STATE	W	118-104	7-6	17,606	32-Parker	10-Duncan
11/27	@ Houston	W	92-84	8-6	18,164	21-Duncan	14-McDyess
11/29	PHILADELPHIA	W	98-89	9-6	17,161	22-Duncan	10-Blair
DECEMBER RECORD:		**10-5 (HOME: 6-3, ROAD: 4-2)**					
12/3	BOSTON	L	83-90	9-7	18,561	18-Blair	15-Duncan
12/5	DENVER	L	99-106	9-8	17,592	27-Parker	7-Bonner
12/7	@ Utah	L	101-104	9-9	17,565	28-Bonner	11-Duncan
12/9	SACRAMENTO	W	118-106	10-9	17,353	23-Jefferson	9-McDyess
12/11	CHARLOTTE	W	104-85	11-9	17,508	22-Ginobili	9-Duncan
12/13	@ L.A. Clippers	W	115-90	12-9	16,464	21-Duncan	9-Blair
12/15	@ Phoenix	L	104-116	12-10	17,964	34-Duncan	14-Duncan
12/16	@ Golden State	W	103-93	13-10	17,857	27-Duncan	15-Duncan
12/19	INDIANA	W	100-99	14-10	17,075	19-Duncan	16-Duncan
12/21	L.A. CLIPPERS	W	103-87	15-10	14,451	19-Parker	7-Ratliff
12/23	PORTLAND	L	94-98	15-11	18,581	24-Duncan	11-Duncan
12/26	@ Milwaukee	W	112-97	16-11	14,864	26-Duncan	11-Blair
12/27	@ New York	W	95-88	17-11	19,763	22-Parker	10-Blair
12/29	Minnesota	W	117-99	18-11	15,581	24-Jefferson	10-Duncan
12/31	Miami	W	108-78	19-11	18,581	23-Duncan	10-Duncan
JANUARY RECORD:		**8-8 (HOME: 5-5, ROAD: 3-3)**					
1/2	@ Washington	W	97-86	20-11	19,025	23-Duncan	7-Duncan
1/3	@ Toronto	L	86-91	20-12	18,323	23-Parker	12-Duncan
1/6	DETROIT	W	112-92	21-12	17,337	23-Parker	8-Blair
1/8	DALLAS	L	103-112	21-13	18,581	31-Duncan	12-Duncan
1/10	NEW JERSEY	W	97-85	22-13	18,047	23-GInobili	17-Duncan
1/12	L.A. LAKERS	W	105-85	23-13	18,581	25-Duncan	13-Duncan
1/13	@Oklahoma City	W	109-108 (OT)	24-13	17,886	28-Parker	21-Blair
1/15	@ Charlotte	L	76-92	24-14	15,742	11-4 tied with	16-Blair
1/16	@ Memphis	L	86-92	24-15	14,116	23-Duncan	8- Duncan/Blair
1/18	@ New Orleans	W	97-90	25-15	16,549	25-Parker	14-Duncan
1/20	UTAH	L	98-105	25-16	17,584	22-Ginobili	11-Blair
1/22	HOUSTON	L	109-116	25-17	18,581	25-Duncan	14-Duncan
1/25	CHICAGO	L	93-98	25-18	18,581	20-Parker	11-Blair
1/27	ATLANTA	W	105-90	26-18	18,258	21-Duncan	27-Duncan
1/29	MEMPHIS	W	104-97	27-18	18,088	19-Duncan	10-Blair
1/31	DENVER	L	89-103	27-19	17,607	17-Hill	10-Duncan
FEBRUARY RECORD:		**6-5 (HOME: 2-0, ROAD: 4-5)**					
2/3	@ Sacramento	W	115-113	28-19	12,934	23-Hill	13-Duncan
2/4	@ Portland	L	93-96	28-20	20,572	21-Ginobili	12-Duncan
2/6	@ L.A. Clippers	W	98-81	29-20	18,258	22-Hill	10-McDyess
2/8	@ L.A. Lakers	L	89-101	29-21	18,997	21-Ginobili	15-Duncan
2/11	@ Denver	W	111-92	30-21	18,611	17-Hill/Blair	9-Blair
2/17	@ Indiana	W	90-87	31-21	14,947	28-Parker	26-Duncan
2/19	@ Philadelphia	L	94-106	31-22	16,376	24-Ginobili	9 – Duncan
2/21	@ Detroit	L	101-109 (OT)	31-23	20,153	29-Duncan	10-Duncan
2/24	OKLAHOMA CITY	W	95-87	32-23	18,400	26-Ginobili	15-Duncan
2/26	@ Houston	L	104-109	32-24	18,195	26-Hill	10-Ginobili
2/28	PHOENIX	W	113-110	33-24	18,581	21-Duncan/Ginobili	10-Duncan
MARCH RECORD:		**12-5 (HOME: 6-1, ROAD: 6-4)**					
3/1	@ New Orleans	W	106-92	34-24	13,655	23-Hill	9-Duncan
3/5	NEW ORLEANS	W	102-92	35-24	18,581	20-Parker	12-Blair
3/6	@ Memphis	W	102-92	36-24	15,928	18-Jefferson	6-Jefferson
3/8	@ Cleveland	L	95-97	36-25	20,562	38-Jefferson	9-Jefferson
3/10	NEW YORK	W	97-83	37-25	18,278	28-Ginobili	12-McDyess
3/12	@ Minnesota	W	103-85	38-25	17,009	19-Hill/Jefferson	9-Jefferson
3/13	L.A. CLIPPERS	W	118-88	39-25	18,581	21-Bonner	9-Jefferson
3/16	@ Miami	W	88-76	40-25	18,925	21-Ginobili	11-Duncan
3/17	@ Orlando	L	84-110	40-26	17,461	20-Jefferson	7-McDyess
3/19	GOLDEN STATE	W	147-116	41-26	18,581	23-Ginobili	9-Blair
3/21	@ Atlanta	L	114-119 (OT)	41-27	18,729	38-Ginobili	13-Duncan
3/22	@ Oklahoma City	W	99-96	42-27	18,203	27-Hill	7-Duncan/McDyess
3/24	L.A. LAKERS	L	83-92	42-28	18,581	24-Ginobili	12-Duncan
3/26	CLEVELAND	W	102-97	43-28	18,581	30-Ginobili	9-Hill
3/28	@ Boston	W	94-73	44-28	18,624	28-Ginobili	11-Jefferson
3/29	@ New Jersey	L	84-90	44-29	13,053	19-Hill	12-Duncan
3/31	HOUSTON	W	119-102	45-29	18,581	30-Hill	10-Duncan
APRIL RECORD:		**5-3 (HOME: 2-1, ROAD: 4-1)**					
4/2	ORLANDO	W	119-102	46-29	18,581	43-Ginobili	8-Duncan
4/6	@ Sacramento	W	95-86	47-29	11,732	18-Jefferson	11-McDyess
4/7	@ Phoenix	L	101-112	47-30	18,422	18-Mason	8-Blair
4/9	MEMPHIS	L	99-107	47-31	18,581	26-Ginobili	10-Duncan
4/10	@ Denver	W	104-85	48-31	19,155	18-Duncan	10-Duncan
4/12	MINNESOTA	W	133-111	49-31	18,581	17-Bogans	7-Mahinmi
4/14	@ Dallas	L	89-96	W	20,405	27-Blair	23-Blair



Richard Jefferson

RECORD

61-21 First in Southwest Division

PLAYOFFS

Lost to Memphis, First Round, 2-4

HONORS

Tim Duncan, NBA All-Star
Manu Ginobili, NBA All-Star
Manu Ginobili, All-NBA Third Team
Gary Neal, NBA All-Rookie First Team

SPURS LEADERS

Scoring: Tony Parker 17.5 ppg
Rebounding: Tim Duncan 8.9 rpg
Assists: Tony Parker 6.6 apg

Head Coach: Gregg Popovich
Assistant Coaches: Mike Budenholzer, Don Newman, Brett Brown, Chip Engelland, Chad Forcier

2010-11 SEASON NOTES

- The Spurs finished the season 61-21, which is the third-best record in franchise history. It trails the 2005-06 team, who finished a franchise-best 63-19, and the 1994-95 Spurs, who finished 62-20. The Spurs reached 20, 30, 40 and 50 wins faster than any previous team in franchise history.
- The Spurs won 22 games in a row at home from Dec. 3 vs. Minnesota through March 6 vs. L.A. Lakers. The streak marked the longest single-season home winning streak in franchise history, breaking the previous record of 20 games in the 1989-90 season from Nov. 11 to Feb. 6.
- The Spurs shot .397 from three-point range, which ranked first in the NBA and was the second-best percentage in franchise history. Matt Bonner led the NBA in three-point field goal percentage (.440, 135-307), Richard Jefferson finished the season ranked tied for fourth (.457, 105-230), and Gary Neal led all rookies in three-point shooting (.419, 419-308). Each shot over .400 from three-point territory with at least 150 attempts. This marked the third time in franchise history that the Spurs had three players in the same season shoot at least .400 from three-point range with at least 150 attempts
- With a victory over Sacramento on April 6, Head Coach Gregg Popovich surpassed Red Auerbach to move into second place on the all-time wins with one team list. Popovich's 797 career wins, all with San Antonio, place him on a list that includes Red Auerbach, Jerry Sloan and Red Holzman.

2010-11 SPURS FINAL STATISTICS (61-21)

				FIELD GOALS			3-POINT FG			FREE THROWS			REBOUNDS										
PLAYER	G	GS	MIN	FG	FGA	PCT	FG	FGA	PCT	FT	FTA	PCT	OFF	DEF	TOT	AST	PF	DQ	STL	TO	BLK	PTS	AVG
Parker	78	78	2528	555	1069	.519	25	70	.357	233	303	.769	30	208	238	513	135	0	90	200	3	1368	17.5
Ginobili	80	79	2426	441	1018	.433	154	441	.349	357	410	.871	42	253	295	393	163	0	123	174	28	1393	17.4
Duncan	76	76	2156	419	838	.500	0	4	.000	184	257	.716	169	509	678	203	119	0	50	122	146	1022	13.4
Hill	76	5	2148	287	633	.453	77	204	.377	233	270	.863	24	175	199	193	153	1	66	99	21	884	11.6
Jefferson	81	81	2459	304	642	.474	135	307	.440	148	195	.759	54	256	310	107	164	0	38	93	34	891	11.0
Neal	80	1	1685	285	632	.451	129	308	.419	84	104	.808	21	175	196	96	148	0	27	78	4	783	9.8
Blair	81	65	1734	292	583	.501	0	2	.000	90	137	.657	215	350	565	77	213	0	95	113	42	674	8.3
Bonner	66	1	1432	172	371	.464	105	230	.457	32	43	.744	60	179	239	60	110	0	26	27	21	481	7.3
McDyess	73	16	1387	169	344	.491	0	1	.000	52	77	.675	122	273	395	84	163	1	36	72	39	390	5.3
Green	8	0	92	17	35	.486	7	19	.368	0	0	---	3	12	15	2	7	0	2	5	1	41	5.1
Splitter	60	6	738	101	191	.529	0	1	.000	76	140	.543	72	129	201	26	91	0	29	32	17	278	4.6
Anderson	26	2	286	31	81	.383	18	46	.391	14	18	.778	2	21	23	18	24	0	3	13	6	94	3.6
Novak (TOT)	30	0	215	35	67	.522	26	46	.565	8	8	1.000	4	24	28	3	14	0	1	4	5	104	3.5
Novak (SA)	23	0	197	31	59	.525	23	42	.548	8	8	1.000	4	19	23	3	11	0	1	4	5	93	4.0
Jeffers	1	0	8	1	3	.333	0	0	---	0	0	---	0	2	2	1	1	0	0	1	0	2	2.0
Quinn	41	0	292	33	91	.363	11	37	.297	4	8	.500	3	22	25	42	29	0	5	12	1	81	2.0
Owens	7	0	31	3	6	.500	1	3	.333	2	4	.500	0	4	4	1	4	0	2	0	0	9	1.3
Udoka	20	0	130	5	21	.238	0	8	.000	4	8	.500	5	14	19	13	14	0	8	5	1	14	0.7
Temple	3	0	21	1	5	.200	0	1	.000	0	2	.000	1	1	2	2	2	0	1	1	1	2	0.7
Gee	5	0	18	1	3	.333	0	0	---	0	0	---	2	1	3	0	3	0	0	3	2	2	0.4
Simmons	2	0	16	0	3	.000	0	3	.000	0	0	---	0	0	0	2	2	0	0	0	0	0	0.0
SPURS	**82**		**-19780**	**3148**	**6628**	**.475**	**685**	**1727**	**.397**	**1521**	**1984**	**.767**	**829**	**2603**	**3432**	**1836**	**1556**	**2**	**602**	**1101**	**372**	**8502**	**103.7**
OPPONENTS	**82**		**-19780**	**3127**	**6860**	**.456**	**479**	**1305**	**.367**	**1301**	**1698**	**.766**	**884**	**2494**	**3378**	**1685**	**1701**	**12**	**567**	**1095**	**374**	**8034**	**98.0**

61-21 (FIRST IN SOUTHWEST DIVISION)

Date	Opponent Result	Home	Road	Total	Scoring	Rebounds	Assists
OCTOBER RECORD:	**1-1 (HOME: 1-1, ROAD: 0-0)**						
10/27	INDIANA W122-109	1-0	0-0	1-0	Duncan-23	Duncan-12	Parker-9
10/30	NEW ORLEANS L 90- 99	1-1	0-0	1-1	Ginobili-23	Blair-11	Hill-7
NOVEMER RECORD:	**14-1 (HOME: 6-1, ROAD: 8-0)**						
11/1	@L.A. Clippers W 97- 88	1-1	1-0	2-1	Parker-19	McDyess-10	Parker-9
11/3	@Phoenix W112-110	1-1	2-0	3-1	Jefferson-28	Duncan-17	Parker-6
11/6	HOUSTON W124-121(OT)	2-1	2-0	4-1	Ginobili-28	Duncan-11	Parker-14
11/8	@Charlotte W 95- 912-1	3-0	5-1	Ginobili-26	Duncan-10	Parker-8	
11/10	L.A. CLIPPERS W107- 95	3-1	3-0	6-1	Jefferson/Ginobili 22	McDyess-9	Parker-9
11/13	PHILADELPHIA W116- 93	4-1	3-0	7-1	Parker-24	Blair-12	Parker-7
11/14	@Oklahoma City W117-104	4-1	4-0	8-1	Parker-24	Blair-11	Hill-5
11/17	CHICAGO W103- 94	5-1	4-0	9-1	Parker-21	Duncan-18	Parker-7
11/19	@Utah W 94- 82	5-1	5-0	10-1	Parker-24	Duncan-14	Parker-7
11/20	CLEVELAND W116- 92	6-1	5-0	11-1	Parker-19	Blair-9	Parker-9
11/22	ORLANDO W106- 977-1	5-0	12-1	Ginobili-25	Bonner-7	Parker-10	
11/24	@Minnesota W113-109(OT)	7-1	6-0	13-1	Ginobili-26	Duncan-13	Ginobili/Parker-6
11/26	DALLAS L 94-103 7-2	6-0	13-2	Ginobili-31	Duncan-8	Ginobili/Duncan-4	
11/28	@New Orleans W109- 95	7-2	7-0	14-2	Ginobili-23 McDyess-7	Duncan/Ginobili	Parker-9
11/30	@Golden State W118- 98	7-2	8-0	15-2	Ginobili-27	Duncan-18	Duncan-11
DECEMBER RECORD:	**13-2 (HOME: 11-0, ROAD: 2-2)**						
12/1	@L.A. Clipper L 85- 90	7-2	8-1	15-3	Hill-17	Jefferson-9	Ginobili-6
12/2	MINNESOTA W 107-101	8-2	8-1	16-3	Duncan-22	Duncan/Jefferson-10	Duncan/Parker-5
12/5	NEW ORLEANSW 109- 84	9-2	8-1	17-3	Parker-19	Duncan-9	Parker-7
12/8	GOLDEN STATEW 111- 94	10-2	8-1	18-3	Parker-19	Blair-13	Parker-9
12/10	ATLANTA W 108- 92	11-2	8-1	19-3	Jefferson/Ginobili-18	Blair-12	Parker-6
12/12	PORTLAND W 95- 78	12-2	8-1	20-3	Hill-22	Duncan-13	Parker-6
12/15	MILWAUKEE W 92- 90	13-2	8-1	21-3	Ginobili-26	Duncan-11	Parker-8
12/16	@Denver W 113-112	13-2	9-1	22-3	Duncan-28	Duncan-16	Parker-9
12/18	MEMPHIS W112-106(OT)	14-2	9-1	23-3	Parker-37	Duncan-10	Ginobili/Parker-9
12/20	PHOENIX W 118-110	15-2	9-1	24-3	Neal-22	Duncan-15	Duncan-6
12/22	DENVER W 109-103	16-2	9-1	25-3	Ginobili/Neal-22	Duncan/Splitter-9	Parker-9
12/23	@Orlando L 101-123	16-2	9-2	25-4	Neal/Parker-16 Jefferson-6	Duncan/Bonner-6	Ginobili-6
12/26	WASHINGTON W 94- 80	17-2	9-2	26-4	Ginobili-21	Duncan/Jefferson-9	Parker-14
12/28	L.A. LAKERS W 97- 82	18-2	9-2	27-4	Parker-23	Blair-15	Ginobili-6
12/30	@Dallas W 99- 93	18-2	10-2	28-4	Neal-21	Duncan-11	Parker-5
JANUARY RECORD:	**12-3 (HOME: 7-0, ROAD: 5-3)**						
1/1	OKLAHOMA CITY W 101- 74	19-2	10-2	29-4	Duncan-21	Duncan/Blair-9	Parker-10
1/4	@New York L 115-128	19-2	10-3	29-5	Parker-26	Blair-8	Parker-6
1/5	@Boston L 103-105	19-2	10-4	29-6	Ginobili-24	Ginobili-8	Parker-5
1/7	@Indiana W 90- 87	19-2	11-4	30-6	Ginobili-25	Duncan-15	Ginobili/Hill-4
1/9	MINNESOTA W 94- 91	20-2	11-4	31-6	Ginobili-21	Bonner-9	Duncan-5
1/11	@Minnesota W 107- 96	20-2	12-4	32-6	Ginobili-19	Ginobili-9	Parker-13
1/12	@Milwaukee W 91- 84	20-2	13-4	33-6	Ginobili-23	Duncan-8	Parker-9
1/14	DALLAS W 101- 89	21-2	13-4	34-6	Blair/Parker-18	Blair-13	Parker-6
1/16	DENVER W 110- 97	22-2	13-4	35-6	Parker-30	Duncan-16	Ginobili-7
1/19	TORONTO W 104- 95	23-2	13-4	36-6	Ginobili-23	Duncan-12	Ginobili-7
1/21	NEW YORK W 101- 92	24-2	13-4	37-6	Duncan/Parker-21	Duncan-16	Parker-13
1/22	@New Orleans L 72- 96	24-2	13-5	37-7	Splitter-11	Blair/Splitter-6	Ginobili-6
1/24	@Golden State W 113-102	24-2	14-5	38-7	Ginobili-20	McDyess-10	Parker-11
1/26	@Utah W 112-105	24-2	15-5	39-7	Ginobili-26	Blair-9	Ginobili-7
1/29	HOUSTON W 108- 95	25-2	15-5	40-7	Ginobili-22	Blair-12	Hill/Parker-5
FEBRUARY RECORD:	**9-3 (HOME: 3-0, ROAD: 6-3)**						
2/1	@Portland L 86- 99	25-2	15-6	40-8	Ginobili-17	Blair-12	Parker-4
2/3	@L.A. Lakers W 89- 88	25-2	16-6	41-8	Parker-21	Duncan/McDyess-8	Ginobili-8
2/4	@Sacramento W 113-100	25-2	17-6	42-8	Parker-25	Blair-12	Parker-7
2/8	@Detroit W 100- 89	25-2	18-6	43-8	Parker-19	Blair-12	Parker-7
2/9	@Toronto W 111-100	25-2	19-6	44-8	Blair-28	Blair-11	Ginobili-9
2/11	@PhiladelphiaL 71- 77	25-2	19-7	44-9	Duncan-16	Blair-14	Ginobili-6
2/12	@Washington W 118- 94	25-2	20-7	45-9	Hill/Parker-18	Blair-12	Parker-8
2/14	@New Jersey W 102- 85	25-2	21-7	46-9	Ginobili-22	Duncan/Blair-11	Parker-7
2/17	@Chicago L 99-109	25-2	21-8	46-10	Parker-26	Duncan-9	Parker-4
2/23	OKLAHOMA CITY W 109-105	26-2	21-8	47-10	Parker-20	Duncan-10	Ginobili-9
2/25	NEW JERSEY W 106- 96	27-2	21-8	48-10	Ginobili-26	Hill/Parker-7	Parker-10
2/27	MEMPHIS W 95- 88	28-2	21-8	49-10	Ginobili-35	McDyess/Duncan-8	Ginobili-8
MARCH RECORD:	**8-8 (HOME: 5-3, ROAD: 3-5)**						
3/1	@Memphis L 93-109	28-2	21-9	49-11	Neal-14	Duncan-8	Ginobili-7
3/2	@Cleveland W 109- 99	28-2	22-9	50-11	Hill-22	Blair-10	Duncan/Ginobili-6
3/4	MIAMI W 125- 95	29-2	22-9	51-11	Ginobili-20	Duncan-14	Parker-8
3/6	L.A. LAKERS L 83- 99	29-3	22-9	51-12	Neal-15	Blair-12	Neal-4
3/9	DETROIT W 111-104	30-3	22-9	52-12	Parker-23	Duncan-12	Parker-7
3/11	SACRAMENTO W 108-103	31-3	22-9	53-12	Parker-27	Duncan-10	Ginobili/Casspi-7
3/12	@Houston W 115-107	31-3	23-9	54-12	Parker-21	McDyess-12	Parker-6
3/14	@Miami L 80-110	31-3	23-10	54-13	Parker-18	Duncan/Ginobili-6	Ginobili/Parker-5
3/18	@Dallas W 97- 91	31-3	24-10	55-13	Parker-33	Duncan-8	Ginobili-5
3/19	CHARLOTTE W 109- 98	32-3	24-10	56-13	Novak-19	Blair/Splitter-6	Hill/Parker-9
3/21	GOLDEN STATE W 111- 96	33-3	24-10	57-13	Ginobili-28	Splitter-14	Parker-15
3/23	@Denver L 112-115	33-3	24-11	57-14	Neal-25	McDyess-12	Parker-5
3/25	@Portland L 96- 98	33-3	24-12	57-15	Ginobili-21	McDyess-8	Ginobili-7
3/27	@Memphis L 104-111	33-3	24-13	57-16	Hill-30	Blair-6	Parker-6
3/28	PORTLAND L 92-100	33-4	24-13	57-17	Hill-27	Splitter-9	Hill-6
3/31	BOSTON L 97-107	33-5	24-13	57-18	Parker-23	Duncan-13	Parker-8
APRIL RECORD:	**2-1 (HOME: 1-0, ROAD: 1-1)**						
4/1	@Houston L 114-119(OT)	33-5	24-14	57-19	Parker-31	Duncan-13	Ginobili/Parker-6
4/3	PHOENIX W 114- 97	34-5	24-14	58-19	Hill-29	Bonner-11	Parker-8
4/5	@Atlanta W 97- 90	34-5	25-14	59-19	Parker-26 Bonner-6	Duncan/MyDyess	Parker/Ginobili-4
4/6	SACRAMENTO W 124- 92	35-5	25-14	60-19	Ginobili-25	Duncan/Blair-8	Parker-6
4/9	UTAH W 111-102	36-5	25-14	61-19	Jefferson-20	Splitter-8	Parker-7
4/12	@L.A. Lakers L 93-102	36-5	25-15	61-20	Neal-16	Blair-11	Quinn-9
4/13	@Phoenix L 103-106	36-5	25-16	61-21	Duncan-17	Duncan-12	Parker-7



KAWHI LEONARD

RECORD
50-16, First in Southwest Division

PLAYOFFS
Lost to Oklahoma City, Western Conference Finals, 2-4

HONORS
Gregg Popovich, Coach of the Year
Tony Parker, Second Team All-NBA
Kawhi Leonard, First Team All-Rookie
Tony Parker, NBA All-Star

SPURS LEADERS
Scoring: Tony Parker 18.3 ppg
Rebounding: Tim Duncan 9.0 rpg
Assists: Tony Parker 7.7 apg

Head Coach: Gregg Popovich
Assistant Coaches: Mike Budenholzer, Don Newman, Brett Brown, Chip Engelland, Chad Forcier

2011-12 SEASON NOTES

- With a 107-101 victory over the Golden State Warriors on April 26, the Spurs won their 50th game of the season for the 13th consecutive year (1999-00 to present) surpassing the L.A. Lakers (1979-80 to 1990-91) for the longest streak in NBA history. During that span the Spurs won three NBA championships and eight division titles.

- The Spurs finished the regular season 28-5 (.848) at the AT&T Center, which tied the Miami Heat for the best home record in the NBA season. Only the 2004-05 (38-3, .927) and the 2010-11 (36-5, .878) Spurs teams finished with a better home winning percentage since joining the NBA in 1976-77.

- With the win over Phoenix on 4/14, the Spurs clinched the Southwest Division title. Since joining the NBA in 1976-77 the Spurs have won 18 division titles, which ties the L.A. Lakers for the most division titles in that time period. Since Tim Duncan joined the Spurs in 1997, the Spurs have posted an NBA-best nine division titles.

- Manu Ginobili became just the fifth Spur to reach 10,000 points after scoring nine points vs. L.A. Lakers on 4/11. The Spurs "Big Three" are the only active trio to play on the same team and score over 10,000 points with the same franchise in the NBA and just the fourth threesome in NBA history each to record 10,000-or-more points while teammates. (Elias) Here's a closer look at the Spurs 10,000 point club and threesomes to records 10,000-or-more points as teammates:

Through April 26 (50-16) — **SAN ANTONIO SPURS** — **2011-2012 REGULAR SEASON STATISTICS**

				-FIELD GOALS-			-3-POINT FG--			-FREE THROWS-			--REBOUNDS--									
PLAYER	G	GS	MIN	FG	FGA	PCT	FG	FGA	PCT	FT	FTA	PCT	OFF	DEF	TOT	AST	PF	DQ	STL	TO	BLK	PTS	AVG
Parker	60	60	1923	427	890	.480	14	61	.230	227	284	.799	22	149	171	463	75	0	57	153	5	1095	18.3
Duncan	58	58	1634	361	733	.492	0	4	.000	173	249	.695	110	410	520	132	98	0	38	97	88	895	15.4
Ginobili	34	7	792	150	285	.526	52	126	.413	88	101	.871	18	98	116	151	56	0	24	64	12	440	12.9
Mills	16	3	261	63	130	.485	24	56	.429	15	15	1.000	4	24	28	39	14	0	10	26	1	165	10.3
Neal	56	7	1206	212	486	.436	83	198	.419	50	64	.781	12	106	118	117	75	0	27	60	2	557	9.9
Jackson (TOT)	47	14	1212	159	425	.374	49	170	.288	94	114	.825	22	141	163	118	99	1	54	103	13	461	9.8
Jackson (SA)	21	1	500	62	153	.405	19	62	.306	44	54	.815	6	75	81	41	38	0	28	37	7	187	8.9
Blair	64	62	1363	269	504	.534	0	1	.000	73	119	.613	154	197	351	78	168	0	59	92	12	611	9.5
Splitter	59	2	1121	212	343	.618	0	0	---	125	181	.691	93	213	306	65	134	0	21	87	47	549	9.3
Jefferson	41	41	1168	132	319	.414	80	190	.421	35	50	.700	18	125	143	55	83	0	25	32	12	379	9.2
Green	66	38	1522	211	477	.442	102	234	.436	79	100	.790	54	174	228	86	107	0	58	67	46	603	9.1
Leonard	64	39	1534	199	404	.493	41	109	.376	68	88	.773	104	223	327	70	88	0	85	44	24	507	7.9
Bonner	65	2	1326	154	350	.440	105	250	.420	16	21	.762	29	185	214	61	68	0	15	14	21	429	6.6
Diaw (TOT)	57	35	1425	156	351	.444	31	99	.313	22	35	.629	70	210	280	205	125	2	34	112	25	365	6.4
Diaw (SA)	20	7	406	40	68	.588	8	13	.615	5	8	.625	23	62	85	47	54	1	14	28	6	93	4.7
Byars	2	0	37	3	11	.273	0	6	.000	4	4	1.000	6	5	11	1	2	0	2	0	0	10	5.0
Dawson	4	0	39	7	12	.583	0	0	---	1	2	.500	5	5	10	0	6	0	1	3	2	15	3.8
Anderson	51	2	603	66	174	.379	19	68	.279	39	52	.750	16	63	79	41	35	0	8	30	2	190	3.7
Ford	14	0	191	19	43	.442	2	8	.250	11	14	.786	3	15	18	45	23	0	9	23	2	51	3.6
Dentmon	2	0	19	2	6	.333	0	4	.000	0	0	---	0	1	1	1	2	0	1	1	0	4	2.0
Joseph	29	1	266	22	70	.314	3	15	.200	11	17	.647	5	20	25	34	16	0	7	12	3	58	2.0
Diogu	2	0	14	0	2	.000	0	0	---	2	2	1.000	0	1	1	0	1	0	0	1	0	2	1.0
Thomas	3	0	15	0	3	.000	0	0	---	1	2	.500	1	2	3	1	0	0	1	0	1	1	0.3
SPURS	66	-	15940	2611	5463	.478	552	1405	.393	1067	1427	.748	683	2153	2836	1528	1143	1	490	895	293	6841	103.7
OPPONENTS	66	-	15940	2512	5560	.452	412	1166	.353	932	1233	.756	680	2039	2719	1291	1244	3	489	906	330	6368	96.5

	-- SINGLE-GAME HIGHS --						---------- AVERAGE PER GAME ----------							-CAREER HIGHS (C=SET, T=TIED THIS SEASON)-						
PLAYER	MIN	REB	AST	ST	TO	BL	PTS	MIN	REB	AST	STL	TO	BLK	PTS	FG	FGA	FT	FTA	REB	AST	PTS
Parker	45	7	17	4	7	1	42	32.0	2.9	7.7	0.95	2.6	0.08	18.3	22	36	14	17	10	17C	55
Duncan	41	19	7	3	5	5	28	28.2	9.0	2.3	0.66	1.7	1.52	15.4	19	34	17	24	27	11	53
Ginobili	31	7	8	3	5	2	24	23.3	3.4	4.4	0.71	1.9	0.35	12.9	16	27	18	19	15	14	48
Mills	43	5	12	2	4	1	34	16.3	1.8	2.4	0.63	1.6	0.06	10.3	14C	25C	6C	6T	5T	12C	34C
Neal	34	6	7	4	5	1	21	21.5	2.1	2.1	0.48	1.1	0.04	9.9	9T	16C	7T	10C	8	7C	25
Jackson (TOT)	45	9	8	5	7	2	34	25.8	3.5	2.5	1.15	2.2	0.28	9.8	16	30	15	17	12	15	43
Jackson (SA)	32	9	6	5	5	2	17	23.8	3.9	2.0	1.33	1.8	0.33	8.9							
Blair	39	13	4	4	6	1	28	21.3	5.5	1.2	0.92	1.4	0.19	9.5	14	21T	7C	13C	23	5	28T
Splitter	33	11	5	2	5	3	26	19.0	5.2	1.1	0.36	1.5	0.80	9.3	11C	13C	9C	12C	14	5C	26C
Jefferson	38	8	5	3	2	2	19	28.5	3.5	1.3	0.61	0.8	0.29	9.2	16	27	16	19	21	12	42
Green	38	7	6	5	3	3	24	23.1	3.5	1.3	0.88	1.0	0.70	9.1	9C	19C	7C	9C	7C	6C	24C
Leonard	43	11	5	5	3	2	24	24.0	5.1	1.1	1.33	0.7	0.38	7.9	9C	14C	8C	9C	11C	5C	24C
Bonner	36	10	5	2	2	2	20	20.4	3.3	0.9	0.23	0.2	0.32	6.6	10	17	7	8	17	5T	28
Diaw (TOT)	41	16	10	3	6	2	27	25.0	4.9	3.6	0.60	2.0	0.44	6.4	15	24	10	10T	16T	16	31
Diaw (SA)	27	9	9	3	3	1	9	20.3	4.3	2.4	0.70	1.4	0.30	4.7							
Byars	33	8	1	2	0	0	8	18.5	5.5	0.5	1.00	0.0	0.00	5.0	2C	9C	4C	4C	8C	1C	8C
Dawson	32	6	0	1	2	1	9	9.8	2.5	0.0	0.25	0.8	0.50	3.8	4C	8C	1C	2C	6C	0C	9C
Anderson	40	7	3	1	3	1	19	11.8	1.5	0.8	0.16	0.6	0.04	3.7	7C	17C	6C	8C	7C	3T	19C
Ford	21	3	8	3	4	2	9	13.6	1.3	3.2	0.64	1.6	0.14	3.6	14	23	13	15	11	18	36
Dentmon	12	1	1	1	1	0	2	9.5	0.5	0.5	0.50	0.5	0.00	2.0	3	10	3	4	3	4	10
Joseph	38	5	4	2	2	1	13	9.2	0.9	1.2	0.24	0.4	0.10	2.0	4C	13C	4C	4C	5C	4C	13C
Diogu	9	1	0	0	1	0	2	7.0	0.5	0.0	0.00	0.5	0.00	1.0	14	20	12	13	13	3	32
Thomas	8	1	1	1	0	1	1	5.0	1.0	0.3	0.33	0.0	0.33	0.3	0C	2C	1C	2C	1C	1C	1C
SPURS	265	56	34	15	24	9	128	241.5	43.0	23.2	7.42	13.6	4.44	103.7	68	127	45	57	75	50	171
OPPONENTS	265	60	31	18	25	13	137	241.5	41.2	19.6	7.41	13.7	5.00	96.5	68	130	46	58	77	51	166

50-16 (FIRST IN SOUTHWEST DIVISION)

Date	Opponent	Home	Road	Total	Scoring	Rebounds	Assists
DECEMBER RECORD:		**3-1 (HOME: 3-0, ROAD: 0-1)**					
12/26	MEMPHIS W 95- 82	1-0	0-0	1-0	Ginobili-24	Splitter-8	Parker-7
12/28	L.A. CLIPPERS W115-90	2-0	0-0	2-0	Ginobili-24	Duncan-8 Leonard-8	Parker-9
12/29	@Houston L 85-105	2-0	0-1	2-1	Blair-22	Blair-12	Splitter-3
12/31	UTAH W104- 89	3-0	0-1	3-1	Ginobili-23	Blair-10	Parker-8
JANUARY RECORD:		**10-8 (HOME: 7-1, ROAD: 3-7)**					
1/2	@Minnesota L 96-106	3-0	0-2	3-2	Duncan-16 Jefferson-16	Bonner-6	Parker-9
1/4	GOLDEN STATE W101-95	4-0	0-2	4-2	Parker-21	Duncan-11	Ford-8 Parker-8
1/5	DALLAS W 93- 71	5-0	0-2	5-2	Bonner-17	Jefferson-7	Parker-8
1/7	DENVER W121-117	6-0	0-2	6-2	Green-24	Blair-10	Ford-7
1/8	@Oklahoma Cit L 96-108	6-0	0-3	6-3	Neal-18	Leonard-10	Parker-7
1/10	@Milwaukee L103-106	6-0	0-4	6-4	Parker-22	Duncan-8	Parker-8
1/11	HOUSTON W101-95(OT)	7-0	0-4	7-4	Parker-28	Duncan-11	Parker-8
1/13	PORTLAND W 99- 83	8-0	0-4	8-4	Parker-20	Blair-11	Parker-9
1/15	PHOENIX W102- 91	9-0	0-4	9-4	Duncan-24	Duncan-11	Parker-9
1/17	@Miami L 98-120	9-0	0-5	9-5	Green-20	Duncan-7	Jefferson-5
1/18	@Orlando W 85- 83(OT)	9-0	1-5	10-5	Parker-25	Duncan-10	Parker-9
1/20	SACRAMENTO L 86-88	9-1	1-5	10-6	Parker-24	Duncan-10	Parker-6
1/21	@Houston L102-105	9-1	1-6	10-7	Splitter-25	Leonard-11	Parker-13
1/23	@New Orleans W104-102	9-1	2-6	11-7	Duncan-28	Duncan-7	Parker-17 9
1/25	ATLANTA W105-83	10-1	2-6	12-7	Bonner-17 Blair-17	Duncan-11	Parker-7
1/27	@Minnesota L 79- 87	10-1	2-7	12-8	Parker-20	Duncan-10	Duncan-4
1/29	@Dallas L100-101(OT)	10-1	2-8	12-9	Neal-19	Blair-9	Neal-7
1/30	@Memphis W 83- 73	10-1	3-8	13-9	Bonner-15	Leonard-10	Parker-12
FEBRUARY RECORD:		**10-1 (HOME: 3-0, ROAD: 7-1)**					
2/1	HOUSTON W 99- 91	11-1	3-8	14-9	Duncan-25	Bonner-10	Green-4 Parker-4
2/2	NEW ORLEANS W 93- 81	12-1	3-8	15-9	Duncan-19	Duncan-9	Parker-7
2/4	OKLA CITY W107- 96	13-1	3-8	16-9	Parker-42	Duncan-15	Parker-9
2/6	@Memphis W 89- 84	13-1	4-8	17-9	Parker-21	Duncan-17	Parker-7
2/8	@Philadelphia W100- 90	13-1	5-8	18-9	Parker-37	Duncan-11	Parker-8
2/11	@New Jersey W103- 89	13-1	6-8	19-9	Neal-18	Duncan-10	Duncan-5 Parker-5
2/14	@Detroit W 99- 95	13-1	7-8	20-9	Duncan-18	Duncan-13	Ginobili-7 Parker-7
2/15	@Toronto W113-106	13-1	8-8	21-9	Parker-34	Green-7	Parker-14
2/18	@L.A.C. W103-100(OT)	13-1	9-8	22-9	Parker-30	Duncan-17	Parker-10 7
2/20	@Utah W106-102	13-1	10-8	23-9	Parker-23	Leonard-8	Parker-11
2/21	@Portland L 97-137	13-1	10-9	23-10	Leonard-24	Leonard-10	Joseph-3 Jefferson-3 Neal-3
2/23	@Denver W114- 99	13-1	11-9	24-10	Blair-28	Blair-12	Parker-12
2/29	CHICAGO L 89- 96	13-2	11-9	24-11	Neal-21	Duncan-10	Parker-9
MARCH RECORD:		**12-3 (HOME: 8-2, ROAD: 4-1)**					
3/2	CHARLOTTE W102- 72	14-2	11-9	25-11	Parker-15	Blair-11	Parker-4
3/4	DENVER L 94- 99	14-3	11-9	25-12	Parker-25	Duncan-9	Parker-7
3/7	NEW YORK W118-105	15-3	11-9	26-12	Parker-32	Duncan-8	Ginobili-6 Parker-6
3/9	L.A. CLIPPERS L108-120	15-4	11-9	26-13	Ginobili-22	Bonner-6 Leonard-6	Ginobili-6
3/12	WASHINGTON W112- 97	16-4	11-9	27-13	Parker-31	Blair-12	Ginobili-7 Parker-7
3/14	ORLANDO W122-111	17-4	11-9	28-13	Parker-31	Duncan-13	Parker-12
3/16	@Oklahoma Cit W114-105	17-4	12-9	29-13	Parker-25	Duncan-19	Parker-7
3/17	@Dallas L 99-106	17-4	12-10	29-14	Green-17 Duncan-17	Splitter-6	Parker-11
3/21	MINNESOTA W116-100	18-4	12-10	30-14	Duncan-21	Duncan-15	Ginobili-8
3/23	DALLAS W104- 87	19-4	12-10	31-14	Green-18	Duncan-12	Ginobili-7 1
3/24	@New Orleans W 89- 86	19-4	13-10	32-14	Blair-23	Tied with-7	Parker-10
3/25	PHILADELPHIA W 93- 76	20-4	13-10	33-14	Parker-21	Leonard-10	Parker-7
3/27	@Phoenix W107-100	20-4	14-10	34-14	Duncan-26	Duncan-11	Parker-7
3/28	@Sacramento W117-112	20-4	15-10	35-14	Ginobili-20	Leonard-9	Parker-10
3/31	INDIANA W112-103	21-4	15-10	36-14	Duncan-23	Duncan-11	Ginobili-5 Parker-5
APRIL RECORD:		**14-2 (HOME: 7-1, ROAD: 7-1)**					
4/3	@Cleveland W125- 90	21-4	16-10	37-14	Mills-20	Duncan-8	Diaw-9
4/4	@Boston W 87- 86	21-4	17-10	38-14	Green-14	Duncan-16	Neal-4
4/6	NEW ORLEANS W128-103	22-4	17-10	39-14	Duncan-19	Jackson-7	Parker-6
4/8	UTAH W114-104	23-4	17-10	40-14	Parker-28	Duncan-16	Green-5
4/9	@Utah L 84- 91	23-4	17-11	40-15	Splitter-14 Neal-14	Blair-8	Neal-5
4/11	L.A. LAKERS L 84- 98	23-5	17-11	40-16	Green-22	Jackson-5 Leonard-5	Parker-8
4/12	MEMPHIS W107- 97	24-5	17-11	41-16	Duncan-28	Duncan-12	Parker-9
4/14	PHOENIX W105- 91	25-5	17-11	42-16	Duncan-19	Duncan-11	Parker-5
4/16	@Golden State W120- 99	25-5	18-11	43-16	Neal-17	Diaw-9	Parker-5 Neal-5
4/17	@L.A. Lakers W112- 91	25-5	19-11	44-16	Parker-29	Duncan-8 Bonner-8	Parker-13
4/18	@Sacramento W127-102	25-5	20-11	45-16	Splitter-17 Neal-17	Splitter-7	Parker-8
4/20	L.A. LAKERS W121- 97	26-5	20-11	46-16	Duncan-21	Duncan-8	Parker-10
4/22	CLEVELAND W114- 98	27-5	20-11	47-16	Ginobili-20	Tied with-7	Parker-9
4/23	PORTLAND W124- 89	28-5	20-11	48-16	Duncan-18 Green-18	Duncan-8	Diaw-6 Parker-6



TIM DUNCAN

RECORD

58-24, First in Southwest Division

HONORS

Tim Duncan, First Team All-NBA
Tony Parker, Second Team All-NBA
Tim Duncan, Second Team All-Defensive
Tim Duncan, NBA All-Star
Tony Parker, NBA All-Star

PLAYOFFS

Defeated L.A. Lakers, First Round, 4-0
Defeated Golden St., Western Conference Semifinals, 4-2
Defeated Memphis, Western Conference Finals, 4-0
Lost to Miami Heat, NBA Finals, 3-4

SPURS LEADERS

Scoring: Tony Parker 20.3 ppg
Rebounding: Tim Duncan 9.9 rpg
Assists: Tony Parker 7.6 apg

Head Coach: Gregg Popovich
Assistant Coaches: Mike Budenholzer, Brett Brown, Ime Udoka, Chip Engelland, Chad Forcier

2012-13 SEASON NOTES

- The Spurs extended their NBA-record of 50-or-more wins to 14 consecutive seasons with a 92-91 victory vs. Dallas on 3/13.

- San Antonio won its 21st road game of the season at Sacramento on Feb. 19, giving the Silver and Black 16 consecutive-seasons with a winning road record.

- Tim Duncan had one of the best seasons for a post player at 36 years old. The Big Fundamental averaged 17.8 points, his highest since 2009-10 when he averaged 16.6 and averaged 9.9 rebounds, which was his highest since 2009-10 when he pulled down 10.1 per game.

- Spurs Head Coach Gregg Popovich became the 12th coach in NBA history to reach the 900-win plateau with a 104-97 victory vs. Utah on March 22. He is also the second coach (Jerry Sloan, Utah - 1,127) in NBA history to win 900 games with one franchise.

- Tim Duncan supplanted Charles Barkley into 22nd on the NBA's all-time scoring list at L.A. Lakers on 4/14. He surpassed Shaquille O'Neal into 13th on the NBA's all-time career rebounding list vs. Utah on 3/22/13. The Big Fundamental surpassed Robert Parish into 23rd on the NBA's all-time scoring list at Golden State on 2/22/13. The former Demon Deacon surpassed Tree Rollins into eighth on the NBA's all-time blocked shots list vs. Houston on 12/28/12.

- Tony Parker was the only player in the NBA to average at least 20.0 points and 7.0 assists while shooting over 50.0 percent from the field and 80.0 percent from the free throw line. He led all guards in the NBA in shooting percentage.

----------				-FIELD GOALS-			-3-POINT FG--			-FREE THROWS-			--REBOUNDS--										
PLAYER	G	GS	MIN	FG	FGA	PCT	FG	FGA	PCT	FT	FTA	PCT	OFF	DEF	TOT	AST	PF	DQ	STL	TO	BLK	PTS	AVG
Parker	66	66	2174	519	995	.522	24	68	.353	279	330	.845	18	180	198	499	92	0	54	170	6	1341	20.3
Duncan	69	69	2078	490	976	.502	2	7	.286	245	300	.817	124	562	686	184	117	0	50	147	183	1227	17.8
Leonard	58	57	1810	260	526	.494	65	174	.374	104	126	.825	63	283	346	93	99	0	97	62	32	689	11.9
Ginobili	60	0	1393	229	539	.425	83	235	.353	164	206	.796	30	171	201	274	114	0	80	132	13	705	11.8
Green	80	80	2201	297	663	.448	177	413	.429	67	79	.848	36	208	244	141	124	0	92	94	54	838	10.5
Splitter	81	58	1997	315	563	.560	0	2	.000	208	285	.730	144	371	515	130	161	2	63	100	64	838	10.3
Neal	68	17	1484	246	597	.412	89	251	.355	64	74	.865	13	130	143	129	93	0	30	69	2	645	9.5
Jackson	55	6	1075	123	330	.373	46	170	.271	49	70	.700	22	133	155	80	89	0	37	77	14	341	6.2
Diaw	75	20	1709	179	332	.539	30	78	.385	47	65	.723	66	188	254	180	143	0	52	84	27	435	5.8
Blair	61	16	851	142	271	.524	0	1	.000	44	70	.629	66	164	230	45	112	0	37	49	10	328	5.4
Mills	58	2	656	113	241	.469	52	130	.400	16	19	.842	9	41	50	62	55	0	26	39	4	294	5.1
Joseph	28	9	388	51	110	.464	6	21	.286	18	21	.857	12	40	52	53	25	1	15	21	4	126	4.5
Bonner	68	4	909	112	230	.487	53	120	.442	11	15	.733	25	104	129	36	86	0	17	16	19	288	4.2
De Colo	72	6	920	105	241	.436	31	82	.378	35	44	.795	23	115	138	138	87	0	41	81	6	276	3.8
Anderson	10	0	94	11	25	.440	5	11	.455	7	9	.778	3	11	14	9	7	0	3	7	2	34	3.4
Baynes	16	0	141	18	36	.500	0	1	.000	7	12	.583	12	20	32	5	23	0	1	11	6	43	2.7
SPURS	82	-	19880	3210	6675	.481	663	1764	.376	1365	1725	.791	666	2721	3387	2058	1427	3	695	1206	446	8448	103.0
OPPONENTS	82	-	19880	3079	6960	.442	519	1471	.353	1246	1639	.760	912	2577	3489	1756	1565	2	675	1221	405	7923	96.6

58-24 (FIRST IN SOUTHWEST DIVISION)

Date	Opponent	Team/Opp	Home	Road	Total	High Scoring	High Rebounds	High Assists	Opponent Scoring	Atten.
Oct 31	@New Orleans	W 99- 95	0-0	1-0	1-0	Duncan-24	Duncan-11	Diaw-6 Parker-6	Davis-21	15,358
Nov 1	OKLAHOMA CITY	W 86- 84	1-0	1-0	2-0	Duncan-20	Duncan-8	Parker-11	Durant-23	18,581
Nov 3	UTAH	W110-100	2-0	1-0	3-0	Parker-24	Duncan-11	Parker-10	Mo Williams-29	18,581
Nov 5	INDIANA	W101- 79	3-0	1-0	4-0	Neal-17	Duncan-11 Blair-11	Ginobili-7 Parker-7	Hill-15	17,158
Nov 7	@L.A. Clipper	L 84-106	3-0	1-1	4-1	Green-12	Blair-7	Parker-6	Griffin-22	19,060
Nov 9	@Sacramento	W 97- 86	3-0	2-1	5-1	Duncan-23	Duncan-12	Parker-6	Thornton-17 Thompson-17	13,505
Nov 10	@Portland	W112-109	3-0	3-1	6-1	Neal-27	Duncan-9	Ginobili-4 Mills-4	Batum-33	20,447
Nov 13	@L.A. Lakers	W 84- 82	3-0	4-1	7-1	Parker-19	Duncan-9 Splitter-9	Parker-7	Bryant-28	18,997
Nov 15	NEW YORK	L100-104	3-1	4-1	7-2	Parker-19	Duncan-14	Parker-12	Felton-25	18,581
Nov 17	DENVER	W126-100	4-1	4-1	8-2	Ginobili-20	Jackson-9	Parker-6	Gallinari-15	18,581
Nov 19	L.A. CLIPPERS	L 87- 92	4-2	4-1	8-3	Duncan-20	Duncan-14	Parker-6	Paul-19	17,920
Nov 21	@Boston	W112-100	4-2	5-1	9-3	Parker-26	Duncan-15	Parker-6	Rondo-22	18,624
Nov 23	@Indiana	W104- 97	4-2	6-1	10-3	Parker-33	Duncan-17	Parker-10	West-22	17,082
Nov 25	@Toronto	W111-106(2OT)	4-2	7-1	11-3	Parker-32	Green-9	Duncan-6	DeRozan-29	19,800
Nov 26	@Washington	W118- 92	4-2	8-1	12-3	Diaw-16	Splitter-12	Splitter-7	Crawford-19	13,879
Nov 28	@Orlando	W110- 89	4-2	9-1	13-3	Ginobili-20	Diaw-7	Parker-8	Afflalo-16	17,271
Nov 29	@Miami	L100-105	4-2	9-2	13-4	Neal-20	Bonner-10	Neal-7	James-23	19,703
Dec 1	MEMPHIS	W 99- 95(OT)	5-2	9-2	14-4	Parker-30	Duncan-15	Ginobili-6 Parker-6	Gasol-20	18,581
Dec 5	MILWAUKEE	W110- 99	6-2	9-2	15-4	Parker-22 Neal-22	Bonner-12	Parker-10	Ellis-21	18,349
Dec 7	HOUSTON	W114- 92	7-2	9-2	16-4	Parker-17	Duncan-12	Parker-7	Harden-29	18,581
Dec 8	@Charlotte	W132-102	7-2	10-2	17-4	Green-23	De Colo-8	Parker-9	Walker-23	17,321
Dec 10	@Houston	W134-126(OT)	7-2	11-2	18-4	Neal-29	Duncan-13	Parker-12	Lin-38	13,959
Dec 12	@Utah	L 96- 99	7-2	11-3	18-5	Duncan-22 Parker-22	Duncan-21	Parker-7	Millsap-24	18,710
Dec 13	@Portland	L 90- 98	7-2	11-4	18-6	Parker-21	Splitter-7	Ginobili-7	Lillard-29	19,118
Dec 15	BOSTON	W103- 88	8-2	11-4	19-6	Parker-22	Duncan-12	Parker-8	Pierce-18 Terry-18	18,759
Dec 17	@Oklahoma Cit	L 93-107	8-2	11-5	19-7	De Colo-14 Parker-14	Blair-6	Parker-7	Ibaka-25	18,203
Dec 18	@Denver	L106-112	8-2	11-6	19-8	Duncan-31	Duncan-18	Duncan-6 Ginobili-6	Gallinari-28	17,092
Dec 21	NEW ORLEANS	W 99- 94	9-2	11-6	20-8	Parker-25	Duncan-10	Ginobili-7	Davis-18	17,943
Dec 23	DALLAS	W129- 91	10-2	11-6	21-8	Green-25	Splitter-7	Ginobili-9	Collison-15	18,581
Dec 26	TORONTO	W100- 80	11-2	11-6	22-8	Duncan-15	Leonard-10	Parker-7	Johnson-12 Anderson-12	18,581
Dec 28	HOUSTON	W122-116	12-2	11-6	23-8	Parker-31	Splitter-6	Parker-10	Harden-33	18,581
Dec 30	@Dallas	W111- 86	12-2	12-6	24-8	Parker-21	Duncan-10	Parker-9	Collison-18	19,928
Dec 31	BROOKLYN	W104- 73	13-2	12-6	25-8	Parker-20	Diaw-6	Parker-6	Brooks-16	18,581
Jan 2	@Milwaukee	W117-110	13-2	13-6	26-8	Duncan-28	Duncan-13	Parker-11	Jennings-31	15,084
Jan 3	@New York	L 83-100	13-2	13-7	26-9	Neal-12	Duncan-6	Parker-6	Anthony-23	19,033
Jan 5	PHILADELPHIA	W109- 86	14-2	13-7	27-9	Parker-20	Splitter-10	Parker-5	Hawes-22	18,581
Jan 7	@New Orleans	L 88- 95	14-2	13-8	27-10	Ginobili-21	Duncan-8	Ginobili-4	Gordon-24	11,599
Jan 9	L.A. LAKERS	W108-105	15-2	13-8	28-10	Parker-24	Splitter-14	Parker-6	Bryant-27	18,581
Jan 11	@Memphis	L 98-101(OT)	15-2	13-9	28-11	Parker-30	Duncan-15	Ginobili-5 Parker-5	Gay-23	17,685
Jan 13	MINNESOTA	W106- 88	16-2	13-9	29-11	Parker-20	Duncan-9	Parker-6	Barea-15	18,144
Jan 16	MEMPHIS	W103- 82	17-2	13-9	30-11	Duncan-19	Splitter-9	Parker-11	Gay-17	18,581
Jan 18	GOLDEN STATE	W 95- 88	18-2	13-9	31-11	Parker-25	Duncan-10	Parker-8	Lee-22	18,581
Jan 19	@Atlanta	W 98- 93	18-2	14-9	32-11	Parker-23	Blair-7	Parker-12	Smith-21	18,255
Jan 21	@Philadelphia	W 90- 85	18-2	15-9	33-11	Duncan-24	Duncan-17	Parker-8	Turner-18	15,346
Jan 23	NEW ORLEANS	W106-102	19-2	15-9	34-11	Splitter-25	Green-7 Splitter-7	Parker-13	Gordon-17	17,511
Jan 25	@Dallas	W113-107	19-2	16-9	35-11	Parker-23	Splitter-12	Parker-10	Beaubois-19	19,884
Jan 26	PHOENIX	W108- 99	20-2	16-9	36-11	Parker-31	Splitter-8	Parker-7	Beasley-25	18,581
Jan 30	CHARLOTTE	W102- 78	21-2	16-9	37-11	Parker-22	Baynes-9	Parker-7	Sessions-20	18,581
Feb 2	WASHINGTON	W 96- 86	22-2	16-9	38-11	Parker-19	Leonard-11	Parker-12	Wall-21	18,581
Feb 6	@Minnesota	W104- 94	22-2	17-9	39-11	Parker-31	Leonard-10	Parker-8	Pekovic-21	15,224
Feb 8	@Detroit	L109-119	22-2	17-10	39-12	Parker-31	Blair-10	Parker-8	Monroe-26	16,267
Feb 10	@Brooklyn	W111- 86	22-2	18-10	40-12	Parker-29	Splitter-9	Parker-11	J. Johnson-19	17,014
Feb 11	@Chicago	W103- 89	22-2	19-10	41-12	Leonard-26	Green-6	De Colo-7	Robinson-20	21,955
Feb 13	@Cleveland	W 96- 95	22-2	20-10	42-12	Parker-24	Leonard-10	Parker-7	Waiters-20	12,162
Feb 19	@Sacramento	W108-102	22-2	21-10	43-12	Parker-30	Duncan-14	Parker-11	Thomas-22	14,940
Feb 21	@L.A. Clipper	W116- 90	22-2	22-10	44-12	Parker-31	Duncan-5	Green-7 Parker-7	Barnes-18	19,343
Feb 22	@Golden State	L101-107(OT)	22-2	22-11	44-13	Green-20	Duncan-13	Duncan-3 Leonard-3 Parker-3	Jack-30	19,596
Feb 24	@Phoenix	W 97- 87	22-2	23-11	45-13	Leonard-16 Mills-16	Leonard-9	Ginobili-6	Gortat-21	14,923
Feb 27	PHOENIX	L101-105(OT)	22-3	23-11	45-14	Parker-22	Duncan-11	Parker-8	O'Neal-22	17,573
Mar 1	SACRAMENTO	W130-102	23-3	23-11	46-14	Blair-16	Splitter-11	Ginobili-15	Thornton-25	18,581
Mar 3	DETROIT	W114- 75	24-3	23-11	47-14	Ginobili-17	Duncan-11	Duncan-6 Jackson-6	Monroe-16	18,581
Mar 6	CHICAGO	W101- 83	25-3	23-11	48-14	Duncan-18 Ginobili-18	Duncan-10 Splitter-10	Ginobili-9	Belinelli-21	18,581
Mar 8	PORTLAND	L106-136	25-4	23-11	48-15	Duncan-18	Duncan-8	Tied with-3	Lillard-35	18,581
Mar 11	OKLAHOMA CITY	W105- 93	26-4	23-11	49-15	Splitter-21	Splitter-10	Neal-6	Durant-26	18,581
Mar 12	@Minnesota	L 83-107	26-4	23-12	49-16	Joseph-15	Splitter-11	Mills-6	Rubio-21	14,219
Mar 14	DALLAS	W 92- 91	27-4	23-12	50-16	Duncan-28	Duncan-19	Ginobili-9	Nowitzki-21	18,581
Mar 16	CLEVELAND	W119-113	28-4	23-12	51-16	Duncan-30	Leonard-13	Ginobili-10	Ellington-21	18,581
Mar 20	GOLDEN STATE	W104- 93	29-4	23-12	52-16	Duncan-25	Duncan-13	Ginobili-7	Curry-24	17,751
Mar 22	UTAH	W104- 97(OT)	30-4	23-12	53-16	Parker-22	Duncan-16	Duncan-5 Parker-5	Mo Williams-23	18,581
Mar 24	@Houston	L 95- 96	30-4	23-13	53-17	Parker-23	Duncan-7	Parker-7	Harden-29	18,245
Mar 27	DENVER	W100- 99	31-4	23-13	54-17	Duncan-23	Duncan-14	Parker-11	McGee-21	18,581
Mar 29	L.A. CLIPPERS	W104-102	32-4	23-13	55-17	Duncan-34	Duncan-11	Parker-8	Griffin-18	18,581
Mar 31	MIAMI	L 86- 88	32-5	23-13	55-18	Duncan-17 Leonard-17	Duncan-12	Parker-8	Bosh-23	18,581
Apr 1	@Memphis	L 90- 92	32-5	23-14	55-19	Parker-25	Splitter-11	Blair-4 Parker-4	Conley-23	16,642
Apr 3	ORLANDO	W 98- 84	33-5	23-14	56-19	Green-20	Splitter-9	De Colo-6	Harkless-18	18,581
Apr 4	@Oklahoma Cit	L 88-100	33-5	23-15	56-20	Duncan-24 Leonard-24	Leonard-14	Leonard-6	Westbrook-27	18,203
Apr 6	ATLANTA	W 99- 97	34-5	23-15	57-20	Duncan-31	Duncan-14	Leonard-4	Jenkins-23	18,581
Apr 10	@Denver	L 86- 96	34-5	23-16	57-21	Duncan-17 Neal-17	Leonard-11	Tied with-4	Chandler-29	16,651
Apr 12	SACRAMENTO	W108-101	35-5	23-16	58-21	Parker-22	Splitter-12	Parker-10	Cousins-19	18,581
Apr 14	@L.A. Lakers	L 86- 91	35-5	23-17	58-22	Duncan-23	Splitter-10 Duncan-10	Parker-8	Howard-26	18,997
Apr 15	@Golden State	L106-116	35-5	23-18	58-23	Neal-25	Splitter-7	De Colo-9	Curry-35	19,596
Apr 17	MINNESOTA	L 95-108	35-6	23-18	58-24	Duncan-17 Neal-17	Duncan-14	Parker-8	Williams-21	18,581



TONY PARKER

RECORD

60-22, First in Southwest Division

HONORS

Tony Parker, Second Team All-NBA
Kawhi Leonard, Second Team All-Defensive
Tony Parker, NBA All-Star
Gregg Popovich, Coach of the Year
R.C. Buford, Executive of the Year

PLAYOFFS

Defeated Dallas, First Round, 4-3
Defeated Portland, Western Conference Semifinals, 4-1
Defeated Oklahoma City, Western Conference Finals, 4-2
Defeated Miami, NBA Finals, 4-1

SPURS LEADERS

Scoring: Tony Parker 16.7 ppg
Rebounding: Tim Duncan 9.7 rpg
Assists: Tony Parker 5.7 apg

Head Coach: Gregg Popovich
Assistant Coaches: Jim Boylen, Ime Udoka, Sean Marks, Chip Engelland, Chad Forcier

2013-14 SEASON NOTES

• The Spurs finished with the best overall record in the NBA and clinched the number one overall seed for the 2014 NBA Playoffs en route to winning the 2014 NBA Championship. Kawhi Leonard became the third-youngest NBA Finals MVP in league history and San Antonio captured its fifth title in franchise history.

• The Silver and Black extended their NBA-record streak of 50-win seasons to 15. Additionally, the Spurs eclipsed the 55-win mark for the 17th time in franchise history, trailing only the Los Angeles Lakers (20) for such seasons in NBA history. Finally, the Spurs ascended past the 60-win mark for the fourth time since Tim Duncan joined the Spurs in 1997-98, most in the NBA over that span. With a 32-9 record in home games and an NBA-best and franchise-best 30-11 ledger in away games, the San Antonio Spurs were the only team in the NBA to finish above .750 in both home and road games.

• San Antonio won 19 consecutive games (2/26 – 4/2), marking its longest win streak in franchise history and is tied for the fifth longest streak in NBA history. San Antonio joins only six other teams in NBA history to have a winning streak of 19 games or more. The 16.8 point differential average the Spurs posted during the streak was the second-highest point differential average of any streak 19 games or more in NBA history.

• The Spurs finished with an NBA-best 30-11 road record (five more than second most road wins), marking the best away ledger in franchise history and only the 13th time in NBA history a team has won 30 road games in a season.

• No player on the San Antonio Spurs roster averaged 30 minutes (Tony Parker 29.4 minutes = highest), marking the first time in league history no player on an NBA team averaged at least 30 minutes in a season. Additionally, the Spurs deployed 30 different lineups, second only to the Los Angeles Lakers, while featuring 17 different starters.

• San Antonio's reserves averaged an NBA-best 45.1 points per game, marking the Spurs' highest bench average in franchise history. Additionally, the 45.1 average is the fourth highest average in NBA history (NBA started tracking the stat in 1970-71), while also totaling the fourth-most points by a bench in a single season with 3,698. The Spurs bench also led the NBA in assists (11.1) and point differential (+3.8).

• The Silver and Black finished the season ranked first in assists (25.2) and in three-point field goal percentage (.397), second in field goal percentage (.486) and fourth in free throw percentage (.785).

				-FIELD GOALS-			-3-POINT FG--			-FREE THROWS-			--REBOUNDS--									
PLAYER	G	GS	MIN	FG	FGA	PCT	FG	FGA	PCT	FT	FTA	PCT	OFF	DEF	TOT	AST	PF	DQ	STL	TO	BLK	PTS	AVG
Parker	68	68	1997	456	914	.499	25	67	.373	197	243	.811	17	138	155	388	86	0	36	151	9	1134	16.7
Duncan	74	74	2158	444	906	.490	0	5	.000	231	316	.731	158	563	721	220	134	2	43	159	139	1119	15.1
Leonard	66	65	1923	337	645	.522	69	182	.379	101	126	.802	76	336	412	133	127	0	114	80	50	844	12.8
Ginobili	68	3	1550	294	627	.469	90	258	.349	160	188	.851	30	172	202	293	128	0	70	139	17	838	12.3
Belinelli	80	25	2016	337	695	.485	126	293	.430	111	131	.847	18	208	226	179	130	0	50	95	7	911	11.4
Mills	81	2	1527	309	666	.464	135	318	.425	73	82	.890	34	135	169	149	114	0	68	63	9	826	10.2
Green	68	59	1651	218	505	.432	132	318	.415	50	63	.794	25	204	229	104	107	0	65	76	61	618	9.1
Diaw	79	24	1974	302	580	.521	45	112	.402	68	92	.739	74	252	326	222	140	0	44	121	32	717	9.1
Splitter	59	50	1271	181	346	.523	0	3	.000	121	173	.699	123	240	363	90	117	0	29	75	31	483	8.2
Joseph	68	19	936	126	265	.475	12	38	.316	79	96	.823	32	75	107	114	84	0	35	43	14	343	5.0
De Colo	26	3	301	42	93	.452	10	31	.323	18	22	.818	6	39	45	32	25	0	15	21	3	112	4.3
Ayres	73	10	952	101	174	.580	0	0	---	38	55	.691	89	169	258	60	146	0	13	63	25	240	3.3
Bonner	61	0	690	73	164	.445	42	98	.429	9	12	.750	16	114	130	31	49	0	15	16	11	197	3.2
Baynes	53	4	491	71	163	.436	0	0	---	19	21	.905	57	88	145	34	77	1	2	36	5	161	3.0
Daye (TOT)	22	1	148	24	68	.353	12	37	.324	6	10	.600	5	22	27	8	18	0	4	5	4	66	3.0
Daye (SA)	14	1	115	21	55	.382	12	29	.414	4	7	.571	3	17	20	6	14	0	4	5	4	58	4.1
Brown	10	1	103	8	28	.286	0	2	.000	7	9	.778	1	12	13	5	12	0	1	8	0	23	2.3
Thomas	1	0	15	1	4	.250	0	0	---	0	2	.000	1	8	9	0	0	0	0	1	2	2	2.0
Jeffers	4	1	34	3	5	.600	0	1	.000	1	2	.500	1	5	6	1	2	0	0	0	0	7	1.8
James	5	1	50	2	9	.222	0	2	.000	2	2	1.000	1	11	12	3	3	0	0	1	1	6	1.2
SPURS	82	-	19755	3326	6844	.486	698	1757	.397	1289	1642	.785	762	2786	3548	2064	1495	3	604	1180	420	8639	105.4
OPPONENTS	82	-	19755	3096	6976	.444	529	1500	.353	1285	1691	.760	862	2600	3462	1669	1585	4	628	1137	378	8006	97.6

	-- SINGLE-GAME HIGHS --							---------- AVERAGE PER GAME ----------							-CAREER HIGHS (C=SET, T=TIED THIS SEASON)-						
PLAYER	MIN	REB	AST	ST	TO	BL	PTS	MIN	REB	AST	STL	TO	BLK	PTS	FG	FGA	FT	FTA	REB	AST	PTS
Parker	40	6	10	2	6	2	37	29.4	2.3	5.7	0.53	2.2	0.13	16.7	22	36	14	17	12	17	55
Duncan	40	21	8	3	6	6	31	29.2	9.7	3.0	0.58	2.1	1.88	15.1	19	34	17	24	27	11	53
Leonard	38	16	6	5	4	4	26	29.1	6.2	2.0	1.73	1.2	0.76	12.8	12C	18T	8	10	16C	6T	26T
Ginobili	33	9	12	4	5	2	29	22.8	3.0	4.3	1.03	2.0	0.25	12.3	16	27	18	19	15	15	48
Belinelli	38	11	8	4	4	2	32	25.2	2.8	2.2	0.63	1.2	0.09	11.4	12C	22	11	12	11C	8C	32C
Mills	36	10	7	4	3	2	32	18.9	2.1	1.8	0.84	0.8	0.11	10.2	14	26C	8C	9C	10C	12	34
Green	46	10	5	5	4	4	33	24.3	3.4	1.5	0.96	1.1	0.90	9.1	12C	19	7	9	10C	7	33C
Diaw	38	11	7	3	5	2	22	25.0	4.1	2.8	0.56	1.5	0.41	9.1	15	24	10	10	16	16	31
Splitter	35	14	7	2	5	3	22	21.5	6.2	1.5	0.49	1.3	0.53	8.2	11	13T	9	12T	14T	7T	26
Joseph	37	7	9	4	4	2	18	13.8	1.6	1.7	0.51	0.6	0.21	5.0	5T	13	7C	8C	7C	9C	18C
De Colo	28	6	4	2	3	1	15	11.6	1.7	1.2	0.58	0.8	0.12	4.3	6	12	5	6	8	9	15T
Ayres	29	10	4	3	4	2	13	13.0	3.5	0.8	0.18	0.9	0.34	3.3	11	15	4	4T	14	4T	23
Bonner	26	10	4	3	2	2	14	11.3	2.1	0.5	0.25	0.3	0.18	3.2	10	17	7	8	17	5	28
Baynes	22	8	2	1	2	1	14	9.3	2.7	0.6	0.04	0.7	0.09	3.0	7C	11C	2T	3	9	3	14C
Daye (TOT)	29	6	1	2	1	2	22	6.7	1.2	0.4	0.18	0.2	0.18	3.0	10	18	6	8	11	5	28
Daye (SA)	29	6	1	2	1	2	22	8.2	1.4	0.4	0.29	0.4	0.29	4.1							
Brown	20	4	2	1	2	0	5	10.3	1.3	0.5	0.10	0.8	0.00	2.3	11	24	10	12	11	7	32
Thomas	15	9	0	0	1	2	2	14.7	9.0	0.0	0.00	1.0	2.00	2.0	4	6	2	2T	9C	2	9
Jeffers	15	2	1	0	0	0	5	8.4	1.5	0.3	0.00	0.0	0.00	1.8	6	9	7	12	11	4	15
James	29	9	2	0	1	1	6	10.1	2.4	0.6	0.00	0.2	0.20	1.2	5	10	5	6	14	3	15
SPURS	290	64	39	14	22	12	133	240.9	43.3	25.2	7.37	14.4	5.12	105.4	68	127	45	57	75	50	171
OPPONENTS	290	55	29	16	24	11	118	240.9	42.2	20.4	7.66	13.9	4.61	97.6	68	130	46	58	77	51	166

60-22 (FIRST IN SOUTHWEST DIVISION)

Date	Opponent	Team/Opp	Home	Road	Total	High Scoring	High Rebounds	High Assists	Opponent Scoring	Atten.
Oct 30	**MEMPHIS**	**W101- 94**	**1-0**	**0-0**	**1-0**	**Leonard-14** **Diaw-14**	**Splitter-8**	**Parker-9**	**Allen-15**	**18,581**
Nov 1	@L.A. Lakers	W 91- 85	1-0	1-0	2-0	Parker-24	Splitter-14	Parker-6	Gasol-20	18,997
Nov 2	**@Portland**	**L105-115**	**1-0**	**1-1**	**2-1**	**Duncan-24**	**Duncan-7**	**Parker-9**	**Lillard-25**	**20,028**
Nov 5	@Denver	W102- 94	1-0	2-1	3-1	Parker-24	Splitter-8 Diaw-8 Duncan-8	Duncan-8	Lawson-20	15,721
Nov 6	PHOENIX	W 99- 96	2-0	2-1	4-1	Parker-20	Splitter-7	Parker-6	Mark. Morris-23	17,870
Nov 8	**GOLDEN STATE**	**W 76- 74**	**3-0**	**2-1**	**5-1**	**Parker-18**	**Splitter-8**	**Duncan-5**	**Douglas-21**	**18,581**
Nov 10	@New York	W120- 89	3-0	3-1	6-1	Green-24	Green-10 Duncan-10	Parker-6	Anthony-16 Bargnani-16	19,812
Nov 11	@Philadelphia	W109- 85	3-0	4-1	7-1	Green-18	Leonard-9	Parker-9	Turner-20	12,424
Nov 13	WASHINGTON	W 92- 79	4-0	4-1	8-1	Parker-16	Splitter-9	Belinelli-8	Webster-21	18,581
Nov 15	@Utah	W 91- 82	4-0	5-1	9-1	Parker-22	Leonard-9 Ginobili-9 Duncan-9	Parker-6	Favors-20	17,530
Nov 20	BOSTON	W104- 93	5-0	5-1	10-1	Parker-19	Splitter-10	Ginobili-7	Sullinger-19 Green-19 Bradley-19	18,581
Nov 22	**@Memphis**	**W102- 86**	**5-0**	**6-1**	**11-1**	**Parker-20**	**Leonard-9**	**Ginobili-7**	**Conley-28**	**17,109**
Nov 23	CLEVELAND	W126- 96	6-0	6-1	12-1	Green-17	Duncan-6	Parker-7	Bynum-16	18,581
Nov 25	NEW ORLEANS	W112- 93	7-0	6-1	13-1	Ginobili-16	Leonard-11	Parker-7	Anderson-17	18,323
Nov 27	**@Oklahoma Cit**	**L 88- 94**	**7-0**	**6-2**	**13-2**	**Parker-16**	**Leonard-10**	**Parker-7**	**Durant-24**	**18,203**
Nov 29	@Orlando	W109- 91	7-0	7-2	14-2	Duncan-19 Belinelli-19	Duncan-9	Ginobili-5	Afflalo-17	15,159
Nov 30	**HOUSTON**	**L106-112**	**7-1**	**7-2**	**14-3**	**Parker-27**	**Duncan-8**	**Ginobili-11**	**Harden-31**	**18,581**
Dec 2	ATLANTA	W102-100	8-1	7-2	15-3	Duncan-23	Duncan-21	Parker-7 Ginobili-7	Teague-19	17,318
Dec 7	INDIANA	L100-111	8-2	7-2	15-4	Leonard-18	Duncan-6	Mills-6	George-28	18,581
Dec 10	@Toronto	W116-103	8-2	8-2	16-4	Ginobili-16	Leonard-7 Duncan-7	Ginobili-9	Johnson-19 DeRozan-19	17,702
Dec 11	@Milwaukee	W109- 77	8-2	9-2	17-4	Duncan-21	Duncan-16	Parker-5	Wolters-18	11,087
Dec 13	MINNESOTA	W117-110	9-2	9-2	18-4	Parker-29	Duncan-14	Ginobili-9	Love-42	18,581
Dec 14	@Utah	W100- 84	9-2	10-2	19-4	Duncan-22	Duncan-12	Parker-7	Burke-20	19,330
Dec 16	**@L.A. Clipper**	**L 92-115**	**9-2**	**10-3**	**19-5**	**Duncan-17**	**Duncan-11**	**Parker-6**	**Griffin-27**	**19,253**
Dec 18	@Phoenix	W108-101	9-2	11-3	20-5	Ginobili-24	Duncan-13	Ginobili-7	Frye-22	13,661
Dec 19	**@Golden State**	**W104-102**	**9-2**	**12-3**	**21-5**	**Belinelli-28**	**Leonard-10**	**Diaw-6**	**Lee-32**	**19,596**
Dec 21	**OKLAHOMA CITY**	**L100-113**	**9-3**	**12-3**	**21-6**	**Parker-23**	**Splitter-11**	**Parker-8**	**Westbrook-31**	**18,581**
Dec 23	TORONTO	W112- 99	10-3	12-3	22-6	Parker-26	Duncan-12	Parker-8	Ross-23 Lowry-23	18,581
Dec 25	**HOUSTON**	**L 98-111**	**10-4**	**12-3**	**22-7**	**Ginobili-22**	**Duncan-14**	**Duncan-5**	**Harden-28**	**18,581**
Dec 26	**@Dallas**	**W116-107**	**10-4**	**13-3**	**23-7**	**Parker-23**	**Duncan-13**	**Diaw-5**	**Nowitzki-25**	**20,305**
Dec 29	SACRAMENTO	W112-104	11-4	13-3	24-7	Ginobili-28	Duncan-13	Parker-7 Diaw-7	Cousins-29	18,581
Dec 31	BROOKLYN	W113- 92	12-4	13-3	25-7	Parker-18	Ayres-8	Parker-6	Plumlee-15 Livingston-15	17,409
Jan 2	NEW YORK	L101-105	12-5	13-3	25-8	Belinelli-32	Duncan-7	Ginobili-12	Shumpert-27 Anthony-27	18,581
Jan 4	L.A. CLIPPERS	W116- 92	13-5	13-3	26-8	Splitter-22	Duncan-11	Parker-9	Crawford-24	18,581
Jan 7	**@Memphis**	**W110-108(OT)**	**13-5**	**14-3**	**27-8**	**Duncan-24**	**Duncan-17**	**Parker-6** **Ginobili-6**	**Conley-30**	**15,916**
Jan 8	**DALLAS**	**W112- 90**	**14-5**	**14-3**	**28-8**	**Parker-25**	**Duncan-13**	**Parker-7**	**Ellis-21**	**18,581**
Jan 12	MINNESOTA	W104- 86	15-5	14-3	29-8	Leonard-17	Duncan-8	Parker-10	Pekovic-22	18,098
Jan 13	@New Orleans	W101- 95	15-5	15-3	30-8	Parker-27	Duncan-9	Parker-6	Davis-22	15,552
Jan 15	UTAH	W109-105	16-5	15-3	31-8	Parker-25	Duncan-8	Parker-9	Kanter-25	17,917
Jan 17	**PORTLAND**	**L100-109**	**16-6**	**15-3**	**31-9**	**Ginobili-29**	**Leonard-9**	**Ginobili-5**	**Aldridge-26**	**18,581**
Jan 19	MILWAUKEE	W110- 82	17-6	15-3	32-9	Mills-20	Duncan-13	Mills-7 Ginobili-7	Knight-21	18,096
Jan 22	**OKLAHOMA CITY**	**L105-111**	**17-7**	**15-3**	**32-10**	**Parker-37**	**Duncan-13**	**Ayres-4** **Parker-4**	**Durant-36**	**18,581**
Jan 24	@Atlanta	W105- 79	17-7	16-3	33-10	Diaw-21	Duncan-16	Parker-7	Millsap-15	17,601
Jan 26	@Miami	L101-113	17-7	16-4	33-11	Duncan-23	Baynes-6	Parker-7	Bosh-24	19,683
Jan 28	**@Houston**	**L 90- 97**	**17-7**	**16-5**	**33-12**	**Diaw-22**	**Duncan-14**	**Joseph-5**	**Howard-23**	**18,314**
Jan 29	CHICAGO	L 86- 96	17-8	16-5	33-13	Parker-20	Duncan-12	Parker-6	Butler-19	18,581
Feb 1	SACRAMENTO	W 95- 93	18-8	16-5	34-13	Duncan-23	Duncan-17	Parker-10	Thomas-26	18,581
Feb 3	@New Orleans	W102- 95	18-8	17-5	35-13	Parker-32	Duncan-7 Green-7 Splitter-7	Parker-9	Morrow-20	17,086
Feb 5	@Washington	W125-118(2OT)	18-8	18-5	36-13	Duncan-31	Splitter-12	Duncan-5 Parker-5	Wall-29	15,791
Feb 6	@Brooklyn	L 89-103	18-8	18-6	36-14	Joseph-18	Green-8	Green-3 Joseph-3	Anderson-22	17,732
Feb 8	@Charlotte	W104-100	18-8	19-6	37-14	Mills-32	Duncan-12	Parker-5	Jefferson-26	19,084
Feb 10	@Detroit	L100-109	18-8	19-7	37-15	Belinelli-20	Duncan-8	Joseph-9	Jennings-21	13,628
Feb 12	@Boston	W104- 92	18-8	20-7	38-15	Duncan-25	Belinelli-11	Belinelli-8	Rondo-16	17,922
Feb 18	**@L.A. Clipper**	**W113-103**	**18-8**	**21-7**	**39-15**	**Mills-25**	**Duncan-13**	**Duncan-7**	**Griffin-35**	**19,257**
Feb 19	**@Portland**	**W111-109**	**18-8**	**22-7**	**40-15**	**Mills-29**	**Green-7**	**Joseph-4** **Ginobili-4**	**Lillard-31**	**20,057**
Feb 21	@Phoenix	L 85-106	18-8	22-8	40-16	Green-15	Mills-6 Baynes-6 Bonner-6	Belinelli-4	Mark. Morris-21	18,422
Feb 26	DETROIT	W120-110	19-8	22-8	41-16	Belinelli-20	Duncan-9	Ginobili-9	Smith-24	18,581
Feb 28	CHARLOTTE	W 92- 82	20-8	22-8	42-16	Duncan-17	Duncan-16	Diaw-7	Jefferson-20	18,581
Mar 2	**DALLAS**	**W112-106**	**21-8**	**22-8**	**43-16**	**Parker-22**	**Diaw-10**	**Parker-7** **Ginobili-7**	**Nowitzki-22**	**18,581**

Date	Opponent	Team/Opp	Home	Road	Total	High Scoring	High Rebounds	High Assists	Opponent Scoring	Atten.
Mar 4	@Cleveland	W122-101	21-8	23-8	44-16	Green-24	Duncan-8	Ginobili-6	Irving-24 Waiters-24	17,966

Date	Opponent	Team/Opp	Home	Road	Total	High Scoring	High Rebounds	High Assists	Opponent Scoring	Atten.
Mar 6	MIAMI	W111- 87	22-8	23-8	45-16	Duncan-23	Duncan-11	Diaw-5	Bosh-24	18,581
Mar 8	ORLANDO	W121-112	23-8	23-8	46-16	Parker-30	Duncan-10	Parker-5 Ginobili-5	Harris-23	18,581
Mar 11	@Chicago	W104- 96	23-8	24-8	47-16	Ginobili-22	Leonard-9 Duncan-9	Parker-9	Augustin-24	21,634
Mar 12	**PORTLAND**	**W103- 90**	**24-8**	**24-8**	**48-16**	**Mills-15**	**Duncan-11**	**Parker-5**	**Lillard-23**	**18,581**
Mar 14	L.A. LAKERS	W119- 85	25-8	24-8	49-16	Green-15	Bonner-10	Joseph-7	Gasol-18	18,581
Mar 16	UTAH	W122-104	26-8	24-8	50-16	Ginobili-21	Splitter-10	Parker-7	Favors-28	18,242
Mar 19	@L.A. Lakers	W125-109	26-8	25-8	51-16	Parker-25	Duncan-16	Duncan-6 Ginobili-6 Diaw-6	Henry-24	18,997
Mar 21	@Sacramento	W 99- 79	26-8	26-8	52-16	Belinelli-17	Splitter-11	Duncan-6	Thomas-18	17,317
Mar 22	**@Golden State**	**W 99- 90**	**26-8**	**27-8**	**53-16**	**Parker-20**	**Splitter-14**	**Parker-5** **Mills-5** **Diaw-5**	**Curry-20**	**19,596**
Mar 24	PHILADELPHIA	W113- 91	27-8	27-8	54-16	Daye-22	Joseph-7	Belinelli-8	Carter-Williams-17 Young-17	17,798
Mar 26	DENVER	W108-103	28-8	27-8	55-16	Duncan-29	Duncan-13	Ginobili-7	Brooks-25	17,949
Mar 28	@Denver	W133-102	28-8	28-8	56-16	Belinelli-27	Splitter-12	Splitter-7	Foye-20	19,155
Mar 29	NEW ORLEANS	W 96- 80	29-8	28-8	57-16	Belinelli-18	Duncan-8	Duncan-6	Roberts-18	18,581
Mar 31	@Indiana	W103- 77	29-8	29-8	58-16	Parker-22	Leonard-11	Parker-4 Diaw-4 Duncan-4	George-16	18,165
Apr 2	**GOLDEN STATE**	**W111- 90**	**30-8**	**29-8**	**59-16**	**Parker-18**	**Duncan-8**	**Parker-8**	**Speights-22**	**18,581**
Apr 3	**@Oklahoma Cit**	**L 94-106**	**30-8**	**29-9**	**59-17**	**Mills-21**	**Duncan-8**	**Leonard-3** **Parker-3**	**Durant-28**	**18,203**
Apr 6	**MEMPHIS**	**W112- 92**	**31-8**	**29-9**	**60-17**	**Leonard-26** **Ginobili-26**	**Mills-6**	**Joseph-5** **Leonard-5**	**Johnson-20**	**18,581**
Apr 8	@Minnesota	L 91-110	31-8	29-10	60-18	Joseph-13 Diaw-13	Leonard-6 Duncan-6 Diaw-6	Diaw-5	Rubio-23	10,117
Apr 10	**@Dallas**	**W109-100**	**31-8**	**30-10**	**61-18**	**Mills-26**	**Leonard-16**	**Ginobili-7**	**Ellis-24**	**20,324**
Apr 11	PHOENIX	W112-104	32-8	30-10	62-18	Green-33	Ayres-10	Diaw-6	Bledsoe-30	18,581
Apr 14	**@Houston**	**L 98-104**	**32-8**	**30-11**	**62-19**	**Belinelli-17**	**James-9** **Duncan-9**	**Diaw-6**	**Parsons-21**	**18,406**
Apr 16	L.A. LAKERS	L100-113	32-9	30-11	62-20	Leonard-14	Splitter-8 Bonner-8	Ginobili-5	Hill-18	18,581

MARCO BELINELLI

RECORD

55-27, Third in Southwest Division

HONORS

Kawhi Leonard, Defensive Player of the Year
Tim Duncan, Third Team All-NBA
Kawhi Leonard, First Team All-Defensive
Kawhi Leonard, First Team All-Defensive
Tim Duncan, NBA All-Star

PLAYOFFS

Lost to LA Clippers, First Round, 3-4

SPURS LEADERS

Scoring: Kawhi Leonard 16.5 ppg
Rebounding: Tim Duncan 9.1 rpg
Assists: Tony Parker 4.9 apg

Head Coach: Gregg Popovich
Assistant Coaches: Ettore Messina, Jim Boylen, Ime Udoka, Chip Engelland, Chad Forcier, Becky Hammon

2014-15 SEASON NOTES

• The Spurs finished the 2014-15 season with a 55-27 record, extending their NBA-record streak of 50-win seasons to 16. Additionally, the Spurs eclipsed the 55-win mark for the 18th time in franchise history, trailing only the Los Angeles Lakers (20) for the most 55-win seasons in NBA history.

• The trio of Tim Duncan, Tony Parker and Manu Ginobili set a new record for most career games played by a trio in NBA history, playing their 730th contest together at Oklahoma City on 4/7/15 and passing the Boston Celtics group of Larry Bird, Robert Parish and Kevin McHale. The Spurs "Big Three" have been teammates since the 2002-03 season and have played in 734 total games together, while their 539 career wins together stands as second-most in league history.

• Spurs head coach Gregg Popovich became the ninth coach in NBA history to record 1,000 career wins. Popovich is now the second coach all-time to record 1,000 wins with one franchise (Jerry Sloan), and the third-fastest coach to 1,000 victories (Phil Jackson, Pat Riley). Popovich also became the fifth coach in history to record 1,000 wins and an NBA Championship, and the third to capture 1,000 wins and five titles.

• The Spurs finished the regular season by winning 21 of the final 24 games overall, as well as winning 21 of their final 23 home games. The Silver and Black went on a season-high 11-game winning streak before dropping their final game at New Orleans on 4/15. San Antonio finished 18-4 after returning from their annual 'Rodeo Road Trip' that included nine-straight road games (2/8 to 2/28) with 8,084 total miles of travel.

• The Silver and Black were one of only two teams in the NBA that ranked in the Top 10 in the league in both offensive and defensive points-per-game (Atlanta). San Antonio ranked seventh in points-per-game (103.2), while they were third in opposing point-per-game (97.0). The Spurs held their opponents under 100 PPG for an NBA-record 20th straight season.

Through April 15 (55-27) — SAN ANTONIO SPURS — 2014-2015 REGULAR SEASON STATISTICS

				-FIELD GOALS-			-3-POINT FG--			-FREE THROWS-			--REBOUNDS--										
PLAYER	G	GS	MIN	FG	FGA	PCT	FG	FGA	PCT	FT	FTA	PCT	OFF	DEF	TOT	AST	PF	DQ	STL	TO	BLK	PTS	AVG
Leonard	64	64	2033	394	822	.479	67	192	.349	202	252	.802	85	376	461	161	128	0	148	97	48	1057	16.5
Parker	68	68	1953	404	832	.486	38	89	.427	130	166	.783	15	114	129	335	108	0	44	146	2	976	14.4
Duncan	77	77	2227	419	819	.512	2	7	.286	230	311	.740	170	534	704	230	165	0	63	131	151	1070	13.9
D. Green	81	80	2312	322	738	.436	191	457	.418	111	127	.874	54	289	343	158	163	0	101	93	87	946	11.7
Ginobili	70	0	1587	251	589	.426	89	258	.345	147	204	.721	28	183	211	293	138	0	67	154	20	738	10.5
Belinelli	62	9	1388	199	470	.423	86	230	.374	84	99	.848	26	131	157	94	85	0	31	61	3	568	9.2
Diaw	81	15	1984	291	632	.460	54	169	.320	72	93	.774	78	270	348	233	148	0	36	126	23	708	8.7
Splitter	52	35	1030	169	303	.558	0	0	---	90	120	.750	91	161	252	78	103	0	35	60	37	428	8.2
Mills	51	0	801	128	336	.381	62	182	.341	33	40	.825	21	54	75	87	58	0	28	35	2	351	6.9
Joseph	79	14	1444	207	411	.504	16	44	.364	105	143	.734	44	148	192	188	105	0	46	67	17	535	6.8
Baynes	70	17	1122	185	327	.566	1	4	.250	90	104	.865	109	209	318	35	162	3	16	65	22	461	6.6
Daye	26	4	268	40	115	.348	19	57	.333	4	4	1.000	6	55	61	9	30	0	8	18	3	103	4.0
Bonner	72	19	935	94	230	.409	46	126	.365	30	37	.811	29	86	115	47	65	0	10	11	12	264	3.7
Ayres	51	0	383	55	95	.579	0	0	---	27	36	.750	37	80	117	14	60	0	8	26	8	137	2.7
Anderson	33	8	358	31	89	.348	3	11	.273	9	14	.643	5	67	72	28	28	0	15	10	7	74	2.2
J. Green	4	0	25	4	7	.571	0	2	.000	0	0	---	3	3	6	0	6	0	0	2	2	8	2.0
Williams	20	0	105	15	39	.385	3	19	.158	4	4	1.000	5	12	17	10	12	0	1	2	0	37	1.9
SPURS	82	-	19955	3208	6854	.468	677	1847	.367	1368	1754	.780	806	2772	3578	2000	1564	3	657	1146	444	8461	103.2
OPPONENTS	82	-	19955	3044	6861	.444	558	1550	.360	1307	1754	.745	813	2643	3456	1699	1613	6	648	1167	362	7953	97.0

	-- SINGLE-GAME HIGHS --							---------- AVERAGE PER GAME ----------							-CAREER HIGHS (C=SET, T=TIED THIS SEASON)-						
PLAYER	MIN	REB	AST	ST	TO	BL	PTS	MIN	REB	AST	STL	TO	BLK	PTS	FG	FGA	FT	FTA	REB	AST	PTS
Leonard	44	15	7	7	5	6	26	31.8	7.2	2.5	2.31	1.5	0.75	16.5	12	20C	10C	12C	16	7C	26T
Parker	43	6	13	3	7	1	32	28.7	1.9	4.9	0.65	2.1	0.03	14.4	22	36	14	17	12	17	55
Duncan	48	18	10	3	6	6	32	28.9	9.1	3.0	0.82	1.7	1.96	13.9	19	34	17	24	27	11	53
D. Green	52	12	5	5	4	5	27	28.5	4.2	2.0	1.25	1.1	1.07	11.7	12	21C	9C	10C	12C	7	33
Ginobili	41	8	13	3	6	4	28	22.7	3.0	4.2	0.96	2.2	0.29	10.5	16	27	18	19	15	15	48
Belinelli	43	7	6	2	5	1	22	22.4	2.5	1.5	0.50	1.0	0.05	9.2	12	22	11	12	11	8	32
Diaw	39	13	9	3	5	2	23	24.5	4.3	2.9	0.44	1.6	0.28	8.7	15	24	10	10	16	16	31
Splitter	31	14	4	3	4	3	23	19.8	4.8	1.5	0.67	1.2	0.71	8.2	11	14C	9	12	14T	7	26
Mills	29	5	5	2	5	1	19	15.7	1.5	1.7	0.55	0.7	0.04	6.9	14	26	8	9	10	12	34
Joseph	43	8	7	4	4	2	20	18.3	2.4	2.4	0.58	0.8	0.22	6.8	9C	15C	7T	9C	8C	9	20C
Baynes	32	12	3	1	4	2	18	16.0	4.5	0.5	0.23	0.9	0.31	6.6	7	12C	9C	9C	12C	3T	18C
Daye	36	11	3	3	2	2	22	10.3	2.3	0.3	0.31	0.7	0.12	4.0	10	18	6	8	11T	5	28
Bonner	32	8	3	2	2	4	18	13.0	1.6	0.7	0.14	0.2	0.17	3.7	10	17	8C	8T	17	5	28
Ayres	23	8	2	2	3	2	16	7.5	2.3	0.3	0.16	0.5	0.16	2.7	11	15	6C	7C	14	4	23
Anderson	34	9	4	3	2	1	15	10.9	2.2	0.8	0.45	0.3	0.21	2.2	6C	8C	3C	5C	9C	4C	15C
J. Green	15	3	0	0	1	2	8	6.2	1.5	0.0	0.00	0.5	0.50	2.0	6	11	2	2	8	1	13
Williams	12	4	2	1	1	0	8	5.3	0.9	0.5	0.05	0.1	0.00	1.9	12	22	9	10	9	8	31
SPURS	315	60	38	15	22	11	130	243.4	43.6	24.4	8.01	14.0	5.41	103.2	68	127	45	57	75	50	171
OPPONENTS	315	58	29	15	25	13	129	243.4	42.1	20.7	7.90	14.2	4.41	97.0	68	130	46	58	77	51	166

55-27 (THIRD IN SOUTHWEST DIVISION)

Date	Opponent	Team/Opp	Home	Road	Total	High Scoring	High Rebounds	High Assists	Opponent Scoring	Atten.
Oct 28	DALLAS	W101-100	1-0	0-0	1-0	Parker-23	Duncan-13	Ginobili-6 Diaw-6	Ellis-26	19,615
Oct 31	@Phoenix	L 89- 94	1-0	0-1	1-1	Parker-19	Duncan-9	Parker-6	Thomas-23	15,050
Nov 5	ATLANTA	W 94- 92	2-0	0-1	2-1	Duncan-17 Parker-17	Duncan-13	Parker-7	Millsap-17 Carroll-17	18,581
Nov 6	@Houston	L 81- 98	2-0	0-2	2-2	Joseph-18	Baynes-12	Leonard-5	Howard-32	18,311
Nov 8	NEW ORLEANS	L 99-100	2-1	0-2	2-3	Parker-28	Leonard-14	Parker-4	Davis-27	18,581
Nov 10	@L.A. Clipper	W 89- 85	2-1	1-2	3-3	Leonard-26	Duncan-11	Parker-5	Griffin-23	19,313
Nov 11	@Golden State	W113-100	2-1	2-2	4-3	Parker-28	Duncan-13	Parker-7	Thompson-29	19,596
Nov 14	@L.A. Lakers	W 93- 80	2-1	3-2	5-3	Joseph-14	Duncan-11	Parker-9	Boozer-19	18,997
Nov 15	@Sacramento	L 91- 94	2-1	3-3	5-4	Ginobili-21	Duncan-8 Diaw-8	Parker-6	Cousins-25	17,317
Nov 17	PHILADELPHIA	W100- 75	3-1	3-3	6-4	Bonner-18	Leonard-11	Parker-5	Carter-Williams-16	18,581
Nov 19	@Cleveland	W 92- 90	3-1	4-3	7-4	Diaw-19 Duncan-19	Leonard-10 Duncan-10	Diaw-7	Varejao-23	20,562
Nov 21	@Minnesota	W121- 92	3-1	5-3	8-4	Parker-28	Daye-11	Parker-5	Bennett-20	12,414
Nov 22	BROOKLYN	W 99- 87	4-1	5-3	9-4	Parker-22	Duncan-10	Duncan-7 Parker-7	Williams-24	18,581
Nov 26	INDIANA	W106-100	5-1	5-3	10-4	Ginobili-28	Leonard-13	Parker-6	Stuckey-22	18,581
Nov 28	SACRAMENTO	W112-104	6-1	5-3	11-4	Parker-27	Duncan-8	Ginobili-8 Parker-8	Gay-23	18,581
Nov 30	@Boston	W111- 89	6-1	6-3	12-4	D. Green-18	Duncan-8	Parker-9	Green-16	17,121
Dec 1	@Philadelphia	W109-103	6-1	7-3	13-4	Leonard-26	Leonard-10	Joseph-6	Carter-Williams-24	12,843
Dec 3	@Brooklyn	L 93- 95(OT)	6-1	7-4	13-5	D. Green-20	Duncan-17	Parker-6	Teletovic-26	15,989
Dec 5	@Memphis	W107-101	6-1	8-4	14-5	Ginobili-17	Duncan-10	Duncan-10	Gasol-28	18,119
Dec 6	MINNESOTA	W123-101	7-1	8-4	15-5	Belinelli-20	Duncan-10	Belinelli-6	LaVine-22	18,581
Dec 9	@Utah	L 96-100	7-1	8-5	15-6	Duncan-23	Duncan-14	Ginobili-8	Favors-21	18,382
Dec 10	NEW YORK	W109- 95	8-1	8-5	16-6	Belinelli-22	Ayres-6	Joseph-6	Hardaway-23	18,581
Dec 12	L.A. LAKERS	L110-112(OT)	8-2	8-5	16-7	Duncan-19 D. Green-19	Duncan-18	Joseph-5	Young-29	18,581
Dec 14	@Denver	W 99- 91	8-2	9-5	17-7	Leonard-18	Duncan-9	Ginobili-6	Afflalo-31	16,544
Dec 15	@Portland	L 95-108	8-2	9-6	17-8	Leonard-21	Leonard-9 Baynes-9	Diaw-9	Lillard-23 Aldridge-23	19,441
Dec 17	MEMPHIS	L116-117(3OT)	8-3	9-6	17-9	D. Green-25	Duncan-16	Ginobili-8	Gasol-26	18,581
Dec 19	PORTLAND	L119-129(3OT)	8-4	9-6	17-10	Duncan-32	D. Green-10 Duncan-10	Joseph-7	Lillard-43	18,581
Dec 20	@Dallas	L 93- 99	8-4	9-7	17-11	Belinelli-21	Baynes-10	Diaw-4	Ellis-38	20,504
Dec 22	L.A. CLIPPERS	W125-118	9-4	9-7	18-11	Parker-26	Duncan-12	Ginobili-10	Paul-25	18,581
Dec 25	OKLAHOMA CITY	L106-114	9-5	9-7	18-12	Bonner-17	Ginobili-7 Splitter-7	Ginobili-13	Westbrook-34	18,581
Dec 26	@New Orleans	L 90- 97	9-5	9-8	18-13	Joseph-20 Duncan-20	Duncan-11	Joseph-5 Ginobili-5	Davis-22 Anderson-22	18,376
Dec 28	HOUSTON	W110-106	10-5	9-8	19-13	D. Green-24	Duncan-8	Joseph-4 Ginobili-4	Harden-28	18,581
Dec 30	@Memphis	L 87- 95	10-5	9-9	19-14	Joseph-18 Belinelli-18	Duncan-10	Joseph-3 Mills-3 D. Green-3	Conley-30	18,119
Dec 31	NEW ORLEANS	W 95- 93(OT)	11-5	9-9	20-14	Ginobili-26	Duncan-10	Duncan-5	Davis-21	18,581
Jan 3	WASHINGTON	W101- 92	12-5	9-9	21-14	Joseph-19	Duncan-9	Ginobili-5	Beal-15 Wall-15	18,581
Jan 6	DETROIT	L104-105	12-6	9-9	21-15	Ayres-16	Duncan-7 Splitter-7	Ginobili-8	Drummond-20	18,581
Jan 9	PHOENIX	W100- 95	13-6	9-9	22-15	D. Green-20	Splitter-14	Joseph-5 Diaw-5 Duncan-5	Tucker-19 Bledsoe-19	18,581
Jan 10	@Minnesota	W108- 93	13-6	10-9	23-15	Daye-22	Daye-10	Joseph-5	LaVine-19	17,871
Jan 13	@Washington	L 93-101	13-6	10-10	23-16	Parker-14	Duncan-12	Joseph-5 Ginobili-5	Wall-25	18,116
Jan 14	@Charlotte	W 98- 93	13-6	11-10	24-16	Ginobili-27	Duncan-10	Joseph-5 Parker-5	Walker-28	17,309
Jan 16	PORTLAND	W110- 96	14-6	11-10	25-16	Leonard-20	Duncan-12	Ginobili-7 Parker-7	Aldridge-24	18,581
Jan 18	UTAH	W 89- 69	15-6	11-10	26-16	Splitter-14	Baynes-11	Tied with-4	Gobert-13	18,581
Jan 20	@Denver	W109- 99	15-6	12-10	27-16	Parker-18	Leonard-15	Ginobili-8	Faried-26	14,434
Jan 22	@Chicago	L 81-104	15-6	12-11	27-17	Leonard-16	Duncan-7 Splitter-7	Mills-4	Rose-22	21,648
Jan 23	L.A. LAKERS	W 99- 85	16-6	12-11	28-17	Parker-17	Leonard-14	Parker-4	Young-17	18,581
Jan 25	MILWAUKEE	W101- 95	17-6	12-11	29-17	Duncan-20	Leonard-14	Parker-5	Middleton-21	18,581
Jan 28	CHARLOTTE	W 95- 86	18-6	12-11	30-17	Parker-17	Duncan-14	Parker-5	Henderson-18	18,581
Jan 31	L.A. CLIPPERS	L 85-105	18-7	12-11	30-18	Leonard-24	Duncan-8	Parker-8	Griffin-31	18,581
Feb 4	ORLANDO	W110-103	19-7	12-11	31-18	Duncan-26	Duncan-10	Ginobili-10	Vucevic-25	18,581
Feb 6	MIAMI	W 98- 85	20-7	12-11	32-18	Leonard-24	Duncan-12	Ginobili-9	Johnson-18	18,581
Feb 8	@Toronto	L 82- 87	20-7	12-12	32-19	Duncan-12 Belinelli-12	Duncan-12	Duncan-5	J. Johnson-20	19,800
Feb 9	@Indiana	W 95- 93	20-7	13-12	33-19	Parker-19	D. Green-12	Parker-6	Stuckey-18	16,691
Feb 11	@Detroit	W104- 87	20-7	14-12	34-19	D. Green-19	D. Green-8	Parker-6	Augustin-22	14,617
Feb 19	@L.A. Clipper	L115-119	20-7	14-13	34-20	Duncan-30	Duncan-11	Parker-13	Jordan-26 Crawford-26	19,358
Feb 20	@Golden State	L 99-110	20-7	14-14	34-21	Leonard-12 Baynes-12	Baynes-10	Parker-6	Curry-25	19,596
Feb 23	@Utah	L 81- 90	20-7	14-15	34-22	Duncan-14	Duncan-10	Parker-4	Burke-23	18,782
Feb 25	@Portland	L 95-111	20-7	14-16	34-23	Duncan-20	Leonard-8 Duncan-8	Parker-4 Diaw-4	Matthews-31	19,650
Feb 27	@Sacramento	W107- 96	20-7	15-16	35-23	Parker-19	Splitter-9	Leonard-5	McLemore-21	17,317
Feb 28	@Phoenix	W101- 74	20-7	16-16	36-23	Leonard-22	Leonard-10 Duncan-10 Baynes-10	Ginobili-7	Marc. Morris-19	18,055
Mar 4	SACRAMENTO	W112- 85	21-7	16-16	37-23	Leonard-21	Ayres-7	Duncan-4	Cousins-14	18,581
Mar 6	DENVER	W120-111	22-7	16-16	38-23	Leonard-25	Leonard-8	Parker-7	Lawson-23	18,581
Mar 8	CHICAGO	W116-105	23-7	16-16	39-23	Parker-32	Leonard-8 Duncan-8	Duncan-3 Belinelli-3	Gasol-23	18,581
Mar 10	TORONTO	W117-107	24-7	16-16	40-23	Leonard-24	Duncan-13	Parker-9	Lowry-32	18,581
Mar 12	CLEVELAND	L125-128(OT)	24-8	16-16	40-24	Parker-31	Duncan-11	Duncan-8	Irving-57	18,581
Mar 15	MINNESOTA	W123- 97	25-8	16-16	41-24	Leonard-15	Diaw-8	Parker-8	Martin-19	18,581
Mar 17	@New York	L100-104(OT)	25-8	16-17	41-25	Parker-21	Splitter-13	Parker-6	Galloway-22	19,812
Mar 18	@Milwaukee	W114-103	25-8	17-17	42-25	D. Green-20	D. Green-8	Duncan-7	Antetokounmpo-19	14,831
Mar 20	BOSTON	W101- 89	26-8	17-17	43-25	Leonard-22	D. Green-8	Parker-7	Turner-17	18,581
Mar 22	@Atlanta	W114- 95	26-8	18-17	44-25	Splitter-23	Leonard-10	Leonard-7 Duncan-7	Millsap-22	19,193
Mar 24	@Dallas	L 94-101	26-8	18-18	44-26	Leonard-19	Leonard-9	Tied with-3	Ellis-38	20,328
Mar 25	OKLAHOMA CITY	W130- 91	27-8	18-18	45-26	Parker-21	Ayres-8	Parker-6	Kanter-16 Westbrook-16	18,581
Mar 27	DALLAS	W 94- 76	28-8	18-18	46-26	Diaw-19	Duncan-13	Ginobili-6	Chandler-10 Ellis-10	18,581
Mar 29	MEMPHIS	W103- 89	29-8	18-18	47-26	Leonard-25	Leonard-10	Parker-6	Randolph-20	18,581
Mar 31	@Miami	W 95- 81	29-8	19-18	48-26	Leonard-22	Duncan-11	Parker-5	G. Dragic-19	20,047
Apr 1	@Orlando	W103- 91	29-8	20-18	49-26	Baynes-18	Leonard-7 Joseph-7 Splitter-7	Parker-4 Diaw-4	Oladipo-24	17,229
Apr 3	DENVER	W123- 93	30-8	20-18	50-26	D. Green-21	Duncan-7	Parker-9	Gallinari-20	18,581
Apr 5	GOLDEN STATE	W107- 92	31-8	20-18	51-26	Leonard-26	Duncan-7	Ginobili-5 Parker-5	Curry-24	18,581
Apr 7	@Oklahoma Cit	W113- 88	31-8	21-18	52-26	Leonard-26	Duncan-9	Joseph-6 Diaw-6	Westbrook-17	18,203
Apr 8	HOUSTON	W110- 98	32-8	21-18	53-26	Parker-27	Baynes-12	Joseph-5	Harden-22	18,581
Apr 10	@Houston	W104-103	32-8	22-18	54-26	Duncan-29	Duncan-10	D. Green-4 Ginobili-4 Diaw-4	Smith-20	18,457
Apr 12	PHOENIX	W107- 91	33-8	22-18	55-26	Duncan-22	Duncan-10	Parker-5	Green-23	18,581
Apr 15	@New Orleans	L103-108	33-8	22-19	55-27	Parker-23	Leonard-10 Duncan-10	Duncan-6 Parker-6	Davis-31	18,524



LaMARCUS ALDRIDGE

RECORD

67-15, First in Southwest Division

HONORS

Kawhi Leonard, Defensive Player of the Year
Kawhi Leonard, First Team All-NBA
LaMarcus Aldridge, Third Team All-NBA
Kawhi Leonard, First Team All-Defensive
Kawhi Leonard, NBA All-Star
LaMarcus Aldridge, NBA All-Star
R.C. Buford, Executive of the Year

PLAYOFFS

Defeated Memphis, First Round, 4-0
Lost to Oklahoma City, Western Conference Semifinals, 2-4

SPURS LEADERS

Scoring: Kawhi Leonard 21.2 ppg
Rebounding: LaMarcus Aldridge 8.5 rpg
Assists: Tony Parker 5.3 apg

Head Coach: Gregg Popovich
Assistant Coaches: Ettore Messina, Ime Udoka, James Borrego
Chip Engelland, Chad Forcier, Becky Hammon

2015-16 SEASON NOTES

• With a final record of 67-15, the Spurs produced their most wins in a season, passing the 2005-06 Spurs who finished 63-19. San Antonio became just the 12th team in NBA history to win 67+ games in a season and tied for the seventh best season ever. The Silver and Black finished with the second best overall record in the NBA, a franchise-best 40-1 at home and registered victories in 64 of their final 77 games.

• The Spurs set an NBA record by becoming the first team in league history to start a season 38-0 at home, beating New Orleans on 3/30. The Silver and Black reached 39 straight wins to start and finished 40-1 tying the 1985-86 Boston Celtics for most home wins in a single-season in NBA history. Overall, San Antonio won a franchise-best 48 straight regular season games at home dating back to last season. The 48-game win streak ranks San Antonio second on the all-time longest home winning streaks in NBA history. The Spurs trailed for only 23 minutes and 13 seconds in 492 minutes played in fourth quarters at home this season.

• The Spurs finished the regular season with the league's top net efficiency rating this season (11.8). San Antonio's defense allowed a league-low 96.6 points per 100 possessions, while also finishing with the third-best offensive rating of 108.4 points scored per 100 possessions.

• The "Big Three" of Tim Duncan, Manu Ginobili and Tony Parker became the all-time winningest trio in NBA history when they recorded their 541st victory together with the Spurs' 95-87 win against the Boston Celtics on 11/1/15. The trio set a new record for most games played by a trio in NBA history by playing their 730th career game together at Oklahoma City on 4/7/15. The Spurs "Big Three" were teammates from 2002-16.

• Tim Duncan became just the third player in NBA history to record 1,000 regular season wins when the Spurs defeated Utah on 4/5/16 in Salt Lake City. Duncan joined Kareem Abdul-Jabbar and Robert Parish as the only players on the list. Earning his 1,000th win in his 1,389th contest made Duncan the fastest player ever in NBA history to win 1,000 games. Duncan also passed John Stockton as the NBA leader in most wins with one team when the Spurs defeated the New York Knicks 94-84 at Madison Square Garden on 11/2/15. The win marked No. 954 for Duncan with the Silver and Black.

				-FIELD GOALS-			-3-POINT FG--			-FREE THROWS-			--REBOUNDS--										
PLAYER	G	GS	MIN	FG	FGA	PCT	FG	FGA	PCT	FT	FTA	PCT	OFF	DEF	TOT	AST	PF	DQ	STL	TO	BLK	PTS	AVG
Leonard	72	72	2380	551	1090	.506	129	291	.443	292	334	.874	95	398	493	186	133	0	128	105	71	1523	21.2
Aldridge	74	74	2261	536	1045	.513	0	16	.000	259	302	.858	176	456	632	110	151	0	38	99	81	1331	18.0
Parker	72	72	1980	350	710	.493	27	65	.415	130	171	.760	17	159	176	379	114	0	54	131	11	857	11.9
Ginobili	58	0	1134	197	435	.453	70	179	.391	91	112	.813	26	120	146	177	99	0	66	99	11	555	9.6
Martin (TOT)	55	13	1095	156	419	.372	49	136	.360	153	172	.890	14	96	110	58	83	0	26	54	3	514	9.3
Martin (SA)	16	1	261	30	85	.353	11	33	.333	28	30	.933	4	25	29	12	15	0	9	13	2	99	6.2
Duncan	61	60	1536	215	441	.488	0	2	.000	92	131	.702	115	332	447	163	125	0	47	90	78	522	8.6
Mills	81	3	1662	260	612	.425	123	320	.384	47	58	.810	27	131	158	226	102	0	59	76	6	690	8.5
Green	79	79	2062	211	561	.376	116	349	.332	34	46	.739	48	255	303	141	141	0	79	75	64	572	7.2
West	78	19	1404	244	448	.545	3	7	.429	63	80	.788	72	237	309	143	142	1	44	68	55	554	7.1
Diaw	76	4	1386	202	383	.527	25	69	.362	56	76	.737	58	175	233	176	102	0	26	97	21	485	6.4
Simmons	55	2	813	122	242	.504	18	47	.383	69	92	.750	16	80	96	58	103	0	24	53	5	331	6.0
Marjanovic	54	4	508	105	174	.603	0	0	---	87	114	.763	73	121	194	21	54	0	12	29	23	297	5.5
Anderson	78	11	1245	138	295	.468	12	37	.324	62	83	.747	25	219	244	123	97	0	60	59	29	350	4.5
Miller (TOT)	39	4	461	59	106	.557	2	8	.250	24	32	.750	12	39	51	87	46	0	16	37	0	144	3.7
Miller (SA)	13	4	181	23	48	.479	1	4	.250	9	13	.692	6	21	27	29	14	0	7	12	0	56	4.3
Butler	46	0	432	49	104	.471	15	49	.306	11	16	.688	3	53	56	24	11	0	13	8	23	124	2.7
Bonner	30	2	206	29	57	.509	15	34	.441	3	4	.750	3	24	27	9	16	0	6	3	1	76	2.5
McCallum	31	3	256	27	67	.403	5	16	.313	9	10	.900	6	25	31	33	14	0	5	11	4	68	2.2
SPURS	82	-	19705	3289	6797	.484	570	1518	.375	1342	1672	.803	770	2831	3601	2010	1433	1	677	1071	485	8490	103.5
OPPONENTS	82	-	19705	2928	6709	.436	541	1634	.331	1221	1611	.758	747	2576	3323	1707	1597	3	592	1214	317	7618	92.9

	-- SINGLE-GAME HIGHS --							---------- AVERAGE PER GAME ----------							-CAREER HIGHS (C=SET, T=TIED THIS SEASON)-						
PLAYER	MIN	REB	AST	ST	TO	BL	PTS	MIN	REB	AST	STL	TO	BLK	PTS	FG	FGA	FT	FTA	REB	AST	PTS
Leonard	40	14	7	5	4	5	33	33.0	6.8	2.6	1.78	1.5	0.99	21.2	13C	24C	12C	15C	16	7T	33C
Aldridge	38	19	5	4	5	5	36	30.6	8.5	1.5	0.51	1.3	1.09	18.0	17	31	16	19	25	8	44
Parker	37	8	16	4	5	2	31	27.5	2.4	5.3	0.75	1.8	0.15	11.9	22	36	14	17	12	17	55
Ginobili	29	8	8	5	4	2	22	19.6	2.5	3.1	1.14	1.7	0.19	9.6	16	27	18	19	15	15	48
Martin (TOT)	41	7	6	2	6	1	37	19.9	2.0	1.1	0.47	1.0	0.05	9.3	14T	31	23	26	12	9	50
Martin (SA)	34	6	4	2	3	1	17	16.3	1.8	0.8	0.56	0.8	0.13	6.2							
Duncan	36	18	7	4	4	6	21	25.2	7.3	2.7	0.77	1.5	1.28	8.6	19	34	17	24	27	11	53
Mills	31	7	8	4	3	1	22	20.5	2.0	2.8	0.73	0.9	0.07	8.5	14	26	8	9	10	12	34
Green	39	8	5	4	4	4	18	26.1	3.8	1.8	1.00	0.9	0.81	7.2	12	21	9	10	12	7	33
West	32	13	7	3	3	5	18	18.0	4.0	1.8	0.56	0.9	0.71	7.1	18	30	13	15	20	10	44
Diaw	35	8	7	2	6	3	20	18.2	3.1	2.3	0.34	1.3	0.28	6.4	15	24	10	10	16	16	31
Simmons	35	7	4	2	5	1	19	14.8	1.7	1.1	0.44	1.0	0.09	6.0	7C	14C	6C	9C	7C	4C	19C
Marjanovic	37	13	2	2	2	4	22	9.4	3.6	0.4	0.22	0.5	0.43	5.5	9C	12C	8C	8C	13C	2C	22C
Anderson	36	11	7	5	4	2	15	16.0	3.1	1.6	0.77	0.8	0.37	4.5	7C	14C	4C	5T	11C	7C	15T
Miller (TOT)	34	8	8	3	4	0	13	11.8	1.3	2.2	0.41	0.9	0.00	3.7	22	31	16	17	12	22	52
Miller (SA)	28	8	5	3	3	0	13	13.9	2.1	2.2	0.54	0.9	0.00	4.3							
Butler	27	6	3	3	1	2	12	9.4	1.2	0.5	0.28	0.2	0.50	2.7	12	24	8	10	11	6	33
Bonner	24	5	3	1	1	1	10	6.9	0.9	0.3	0.20	0.1	0.03	2.5	10	17	8	8	17	5	28
McCallum	29	5	5	2	2	2	11	8.3	1.0	1.1	0.16	0.4	0.13	2.2	12	22	5	9	9	10	27
SPURS	265	56	35	18	26	13	130	240.3	43.9	24.5	8.26	13.1	5.91	103.5	68	127	45	57	75	50	171
OPPONENTS	265	56	33	15	28	11	120	240.3	40.5	20.8	7.22	14.8	3.87	92.9	68	130	46	58	77	51	166

67-15 (FIRST IN SOUTHWEST DIVISION)

SAN ANTONIO SPURS

Date	Opponent	Team/Opp	Home	Road	Total	High Scoring	High Rebounds	High Assists	Opponent Scoring	Atten.
Oct 28	@Oklahoma Cit	L106-112	0-0	0-1	0-1	Leonard-32	Green-8 Leonard-8	Ginobili-7	Westbrook-33	18,203
Oct 30	BROOKLYN	W102- 75	1-0	0-1	1-1	Leonard-16	Aldridge-11	Aldridge-4 Parker-4 Ginobili-4	Lopez-17	18,418
Nov 1	@Boston	W 95- 87	1-0	1-1	2-1	Aldridge-24	Aldridge-14	Aldridge-5 Duncan-5	Bradley-18	17,461
Nov 2	@New York	W 94- 84	1-0	2-1	3-1	Aldridge-19	Leonard-14	Duncan-6	Anthony-19	19,812
Nov 4	@Washington	L 99-102	1-0	2-2	3-2	Leonard-23	Aldridge-15	Duncan-5	Beal-25	17,721
Nov 7	CHARLOTTE	W114- 94	2-0	2-2	4-2	Leonard-23	West-9	Parker-6 West-6	Walker-27	18,418
Nov 9	@Sacramento	W106- 88	2-0	3-2	5-2	Leonard-24	Duncan-14	Mills-8	Cousins-21	17,317
Nov 11	@Portland	W113-101	2-0	4-2	6-2	Aldridge-23	Leonard-7	Parker-5	Lillard-22	19,393
Nov 14	PHILADELPHIA	W 92- 83	3-0	4-2	7-2	Aldridge-17	Aldridge-19	West-5	Okafor-21	18,418
Nov 16	PORTLAND	W 93- 80	4-0	4-2	8-2	Leonard-19	Leonard-9 Duncan-9	Parker-7	Lillard-27	18,418
Nov 18	DENVER	W109- 98	5-0	4-2	9-2	Parker-25	Aldridge-12	Parker-9	Jokic-23	18,418
Nov 20	@New Orleans	L 90-104	5-0	4-3	9-3	Leonard-22	Aldridge-11	Parker-5	Anderson-30	16,698
Nov 21	MEMPHIS	W 92- 82	6-0	4-3	10-3	Leonard-19	Duncan-10	Duncan-4	Conley-16	18,418
Nov 23	PHOENIX	W 98- 84	7-0	4-3	11-3	Leonard-24	Leonard-13	Parker-8	Morris-28	18,418
Nov 25	DALLAS	W 88- 83	8-0	4-3	12-3	Leonard-26	Duncan-9	Parker-8	Matthews-15	18,418
Nov 27	@Denver	W 91- 80	8-0	5-3	13-3	Leonard-25	Leonard-7	Leonard-6	Gallinari-16	17,121
Nov 28	ATLANTA	W108- 88	9-0	5-3	14-3	Leonard-22	Duncan-18	Parker-6	Scott-12	18,418
Nov 30	@Chicago	L 89- 92	9-0	5-4	14-4	Leonard-25	Aldridge-12 Duncan-12	Parker-9	Gasol-18	21,909
Dec 2	MILWAUKEE	W 95- 70	10-0	5-4	15-4	Duncan-16	Duncan-10	Leonard-4	Middleton-16	18,418
Dec 3	@Memphis	W103- 83	10-0	6-4	16-4	Leonard-27	Duncan-10	Parker-5 Duncan-5	Gasol-15 Conley-15 Chalmers-15	17,013
Dec 5	BOSTON	W108-105	11-0	6-4	17-4	Aldridge-17	Aldridge-8	Parker-6	Thomas-23	18,418
Dec 7	@Philadelphia	W119- 68	11-0	7-4	18-4	Aldridge-26	Aldridge-9	Parker-6	Stauskas-13 Noel-13 Covington-13	14,449
Dec 9	@Toronto	L 94- 97	11-0	7-5	18-5	Ginobili-17	Aldridge-7	Mills-6	DeRozan-28	19,800
Dec 11	L.A. LAKERS	W109- 87	12-0	7-5	19-5	Aldridge-24	Aldridge-11 Leonard-11	McCallum-5	Russell-24	18,418
Dec 12	@Atlanta	W103- 78	12-0	8-5	20-5	Leonard-22	Duncan-10	Mills-5	Millsap-22	17,752
Dec 14	UTAH	W118- 81	13-0	8-5	21-5	Leonard-22	Aldridge-8	Parker-5 Green-5	Favors-16	18,418
Dec 16	WASHINGTON	W114- 95	14-0	8-5	22-5	Leonard-27	West-10	Parker-10	Gortat-20 Wall-20	18,418
Dec 18	L.A. CLIPPERS	W115-107	15-0	8-5	23-5	Aldridge-26	Aldridge-13	Ginobili-5 Diaw-5	Paul-27	18,418
Dec 21	INDIANA	W106- 92	16-0	8-5	24-5	Leonard-24	Aldridge-9	Leonard-5	Stuckey-16	18,418
Dec 23	@Minnesota	W108- 83	16-0	9-5	25-5	Leonard-19	Aldridge-8	Parker-6	LaVine-17	16,788
Dec 25	@Houston	L 84- 88	16-0	9-6	25-6	Leonard-20	Duncan-11	Leonard-4	Harden-20	18,319
Dec 26	DENVER	W101- 86	17-0	9-6	26-6	Leonard-20	Aldridge-9	West-6	Jokic-22	18,420
Dec 28	MINNESOTA	W101- 95	18-0	9-6	27-6	Marjanovic-17 Leonard-17	Leonard-11	Parker-7	Wiggins-18	18,493
Dec 30	PHOENIX	W112- 79	19-0	9-6	28-6	Aldridge-21	Marjanovic-12 Aldridge-12	Parker-7	Knight-11 Warren-11 Chandler-11	18,418
Jan 2	HOUSTON	W121-103	20-0	9-6	29-6	Aldridge-24	Aldridge-9	Parker-10	Howard-22	18,652
Jan 4	@Milwaukee	W123- 98	20-0	10-6	30-6	Leonard-24	Aldridge-11	Ginobili-7	Middleton-19	14,718
Jan 6	UTAH	W123- 98	21-0	10-6	31-6	Duncan-18	West-13	Diaw-6 Duncan-6	Burke-21	18,418
Jan 8	NEW YORK	W100- 99	22-0	10-6	32-6	Leonard-19	Leonard-12	Parker-8	Porzingis-28	18,420
Jan 11	@Brooklyn	W106- 79	22-0	11-6	33-6	Aldridge-25	Aldridge-11	Ginobili-5	Lopez-18	15,214
Jan 12	@Detroit	W109- 99	22-0	12-6	34-6	Parker-31	Aldridge-13	Green-5	Caldwell-Pope-25	14,273
Jan 14	CLEVELAND	W 99- 95	23-0	12-6	35-6	Parker-24	Leonard-10	Leonard-5	James-22	18,418
Jan 17	DALLAS	W112- 83	24-0	12-6	36-6	Aldridge-23	Green-7 Aldridge-7	Parker-7	Powell-15	18,418
Jan 21	@Phoenix	W117- 89	24-0	13-6	37-6	Leonard-21	Marjanovic-13	Diaw-4	Booker-24	16,779
Jan 22	@L.A. Lakers	W108- 95	24-0	14-6	38-6	Ginobili-20	West-7	Ginobili-4 Diaw-4	Russell-18	18,997
Jan 25	@Golden State	L 90-120	24-0	14-7	38-7	Leonard-16	Marjanovic-6	Ginobili-3 Green-3 Parker-3	Curry-37	19,596
Jan 27	HOUSTON	W130- 99	25-0	14-7	39-7	Aldridge-25	Marjanovic-10 Aldridge-10	Parker-7	Harden-20	18,418
Jan 30	@Cleveland	L103-117	25-0	14-8	39-8	Leonard-24	Leonard-6	Parker-6	James-29	20,562
Feb 1	ORLANDO	W107- 92	26-0	14-8	40-8	Aldridge-28	Green-6 Diaw-6	Parker-6	Vucevic-20	18,418
Feb 3	NEW ORLEANS	W110- 97	27-0	14-8	41-8	Aldridge-36	Green-7	Parker-8	Davis-28	18,418
Feb 5	@Dallas	W116- 90	27-0	15-8	42-8	Leonard-23	Aldridge-10	Diaw-4	Anderson-13 Villanueva-13	20,404
Feb 6	L.A. LAKERS	W106-102	28-0	15-8	43-8	Aldridge-26	Leonard-13	West-5	Bryant-25	18,418
Feb 9	@Miami	W119-101	28-0	16-8	44-8	Aldridge-28	Leonard-9	Parker-5	Wade-20	19,723
Feb 10	@Orlando	W 98- 96	28-0	17-8	45-8	Leonard-29	Aldridge-7 Leonard-7 Duncan-7	Mills-7	Fournier-28	17,467
Feb 18	@L.A. Clipper	L 86-105	28-0	17-9	45-9	Parker-14	Duncan-6	Parker-4 West-4	Paul-28	19,410
Feb 19	@L.A. Lakers	W119-113	28-0	18-9	46-9	Parker-25	Duncan-13	Mills-7	Bryant-25	18,997
Feb 21	@Phoenix	W118-111	28-0	19-9	47-9	Parker-22	Aldridge-10	Mills-5	Len-23	16,224
Feb 24	@Sacramento	W108- 92	28-0	20-9	48-9	Parker-23	Aldridge-9	Diaw-7	Cousins-22	17,317
Feb 25	@Utah	W 96- 78	28-0	21-9	49-9	Leonard-29	Duncan-11	Parker-6	Favors-25	19,911
Feb 27	@Houston	W104- 94	28-0	22-9	50-9	Leonard-27	Aldridge-16	Duncan-6	Harden-27	18,240
Mar 2	DETROIT	W 97- 81	29-0	22-9	51-9	Leonard-27	Aldridge-10	Mills-7	Morris-16 Harris-16	18,418
Mar 3	@New Orleans	W 94- 86	29-0	23-9	52-9	Leonard-30	Leonard-11	Mills-8	Gordon-23	17,781
Mar 5	SACRAMENTO	W104- 94	30-0	23-9	53-9	Leonard-25	Leonard-13	Parker-7	Cousins-31	18,418
Mar 7	@Indiana	L 91- 99	30-0	23-10	53-10	Aldridge-23 Leonard-23	Duncan-14	Parker-5	Ellis-26	16,742
Mar 8	@Minnesota	W116- 91	30-0	24-10	54-10	Aldridge-29	Marjanovic-8	Miller-5	Wiggins-23	14,093
Mar 10	CHICAGO	W109-101	31-0	24-10	55-10	Leonard-29	Aldridge-10	Parker-12	Gasol-21 Rose-21	18,418
Mar 12	OKLAHOMA CITY	W 93- 85	32-0	24-10	56-10	Leonard-26	Aldridge-9	Parker-4	Durant-28	18,418
Mar 15	L.A. CLIPPERS	W108- 87	33-0	24-10	57-10	Leonard-20	Duncan-7	Mills-6	Paul-22	18,418
Mar 17	PORTLAND	W118-110	34-0	24-10	58-10	Aldridge-22 Leonard-22	Duncan-7	Parker-16	McCollum-26	18,418
Mar 19	GOLDEN STATE	W 87- 79	35-0	24-10	59-10	Aldridge-26	Leonard-14	Parker-6	K. Thompson-15	18,825
Mar 21	@Charlotte	L 88- 91	35-0	24-11	59-11	Parker-19	Aldridge-12	Parker-7	Lin-29	18,260
Mar 23	MIAMI	W112- 88	36-0	24-11	60-11	Leonard-32	Duncan-9	Parker-5 Ginobili-5	Richardson-17	18,418
Mar 25	MEMPHIS	W110-104	37-0	24-11	61-11	Aldridge-32	Aldridge-12	Duncan-7	Ja. Green-20	18,418
Mar 26	@Oklahoma Cit	L 92-111	37-0	24-12	61-12	West-17 Simmons-17	Miller-8	West-3 Anderson-3	Durant-31	18,203
Mar 28	@Memphis	W101- 87	37-0	25-12	62-12	Aldridge-31	Aldridge-13	Anderson-7	V. Carter-14	17,133
Mar 30	NEW ORLEANS	W100- 92	38-0	25-12	63-12	Ginobili-20	Duncan-9	Parker-6	Ajinca-18	18,418
Apr 2	TORONTO	W102- 95	39-0	25-12	64-12	Leonard-33	Aldridge-15	Leonard-7	Powell-17	18,418
Apr 5	@Utah	W 88- 86	39-0	26-12	65-12	Leonard-18	Leonard-8	Parker-4 Anderson-4	Hood-23	19,381
Apr 7	@Golden State	L101-112	39-0	26-13	65-13	Leonard-23	Anderson-11	West-7	Curry-27	19,596
Apr 8	@Denver	L 98-102	39-0	26-14	65-14	Duncan-21	Duncan-7 West-7	Mills-7	Nurkic-21	16,347
Apr 10	GOLDEN STATE	L 86- 92	39-1	26-14	65-15	Aldridge-24	Leonard-13	Leonard-5	Curry-37	18,658
Apr 12	OKLAHOMA CITY	W102- 98(OT)	40-1	26-14	66-15	Leonard-26	Duncan-9	Leonard-5	Tied with-17	18,765
Apr 13	@Dallas	W 96- 91	40-1	27-14	67-15	Marjanovic-22	Marjanovic-12	Diaw-7	Felton-22	20,346



DANNY GREEN

RECORD

61-21, First in Southwest Division

HONORS

Kawhi Leonard, First Team All-NBA
Kawhi Leonard, First Team All-Defensive
Kawhi Leonard, NBA All-Star
LaMarcus Aldridge, NBA All-Star

PLAYOFFS

Defeated Memphis, First Round, 4-2
Defeated Houston, Western Conference Semifinals, 4-2
Lost to Golden State, Western Conference Finals, 0-4

SPURS LEADERS

Scoring: LaMarcus Aldridge 25.5 ppg
Rebounding: LaMarcus Aldridge 7.8 rpg
Assists: Tony Parker 4.5 apg
Head Coach: Gregg Popovich
Assistant Coaches: Ettore Messina, Ime Udoka, James Borrego
Chip Engelland, Will Hardy, Becky Hammon

2016-17 SEASON NOTES

• Finishing with a final record of 61-21, the Spurs won 60+ games in back-to-back seasons for the first time in franchise history. The 61 wins were the fourth-most ever recorded by the Silver & Black in a single season. Gregg Popovich became one of just three all-time NBA coaches with at least six 60-win seasons.

• On 2/13/17 in Indiana, the Spurs clinched their 42nd win of the 2016-17 season to secure their 20th winning season in a row, eclipsing the NBA record held by the Utah Jazz after their 19-year run from 1985-2004.

• San Antonio earned a 30-11 road record in 2016-17, tying the most victories the Spurs have ever recorded on the road in a single season in franchise history. The 30 wins equaled the fifth-best road mark in NBA league history.

• The Spurs had a knack for coming back throughout the 2016-17 campaign, posting a 22-12 record when trailing at the half. The 22 come-from-behind wins at the break marked the second-most recorded in NBA history for a single season, falling one shy of the 1983-84 Philadelphia 76ers, who had 23 such victories.

• Gregg Popovich captured career win number 1,128 in a victory over the Denver Nuggets on 2/4/17, surpassing former Utah Jazz head coach Jerry Sloan for the most wins with a single franchise in NBA history. Earlier in the season on 11/21/16, Popovich won his 1,100th career game, becoming the second-fastest coach in league history to reach the milestone behind Phil Jackson. Popovich finished the season with 1,150 wins.

• On the final night of the NBA season, forward-center Pau Gasol picked up his 20,000th career point to join Dirk Nowitzki as the only European players to reach 20,000 career points. Gasol is one of only four players in NBA history to reach 20,000 points, 10,000 rebounds, 3,500 assists and 1,500 blocks during his career along with Kareem Abdul-Jabbar, Kevin Garnett and Tim Duncan.

Through April 12 (61-21) — SAN ANTONIO SPURS — 2016-2017 REGULAR SEASON STATISTICS

				-FIELD GOALS-			-3-POINT FG--			-FREE THROWS-			--REBOUNDS--										
PLAYER	G	GS	MIN	FG	FGA	PCT	FG	FGA	PCT	FT	FTA	PCT	OFF	DEF	TOT	AST	PF	DQ	STL	TO	BLK	PTS	AVG
Leonard	74	74	2475	636	1312	.485	147	387	.380	469	533	.880	80	350	430	260	122	0	133	154	55	1888	25.5
Aldridge	72	72	2335	500	1049	.477	23	56	.411	220	271	.812	172	351	523	139	158	0	46	98	88	1243	17.3
Gasol	64	39	1627	303	604	.502	56	104	.538	130	184	.707	107	394	501	150	110	0	24	81	70	792	12.4
Parker	63	63	1587	265	569	.466	23	69	.333	85	117	.726	9	104	113	285	92	0	34	89	2	638	10.1
Mills	80	8	1754	273	621	.440	147	355	.414	66	80	.825	24	117	141	279	109	0	65	101	3	759	9.5
Ginobili	69	0	1291	171	439	.390	89	227	.392	86	107	.804	28	129	157	183	119	0	82	96	16	517	7.5
Green	68	68	1807	176	449	.392	118	311	.379	27	32	.844	31	193	224	124	120	0	70	76	57	497	7.3
Lee	79	10	1477	248	420	.590	0	0	---	80	113	.708	149	292	441	123	125	0	31	82	40	576	7.3
Simmons	78	8	1392	177	421	.420	30	102	.294	99	132	.750	20	140	160	126	146	1	47	76	25	483	6.2
Dedmon	76	37	1330	161	259	.622	0	0	---	65	93	.699	129	367	496	44	180	1	37	61	61	387	5.1
Bertans	67	6	808	103	234	.440	69	173	.399	28	34	.824	22	76	98	46	75	0	20	32	28	303	4.5
Murray	38	8	322	50	116	.431	9	23	.391	21	30	.700	6	36	42	48	29	0	8	38	6	130	3.4
Anderson	72	14	1020	93	209	.445	15	40	.375	45	57	.789	33	175	208	92	63	0	51	39	26	246	3.4
Laprovittola	18	3	174	20	47	.426	10	27	.370	9	9	1.000	1	9	10	28	19	0	4	19	1	59	3.3
Forbes	36	0	285	36	99	.364	17	53	.321	5	6	.833	2	21	23	24	20	0	1	11	0	94	2.6
Anthony	19	0	122	10	16	.625	0	0	---	5	8	.625	8	23	31	3	11	0	2	4	6	25	1.3
SPURS	82	-	19805	3222	6864	.469	753	1927	.391	1440	1806	.797	821	2777	3598	1954	1498	2	655	1101	484	8637	105.3
OPPONENTS	82	-	19805	3032	6840	.443	668	1943	.344	1315	1705	.771	800	2600	3400	1757	1623	3	614	1184	333	8047	98.1

	-- SINGLE-GAME HIGHS --							---------- AVERAGE PER GAME ----------							-CAREER HIGHS (C=SET, T=TIED THIS SEASON)-						
PLAYER	MIN	REB	AST	ST	TO	BL	PTS	MIN	REB	AST	STL	TO	BLK	PTS	FG	FGA	FT	FTA	REB	AST	PTS
Leonard	46	12	7	6	7	3	41	33.4	5.8	3.5	1.80	2.1	0.74	25.5	15C	30C	15C	15T	16	7T	41C
Aldridge	44	14	6	3	5	5	33	32.4	7.3	1.9	0.64	1.4	1.22	17.3	17	31	16	19	25	8	44
Gasol	38	14	6	3	5	4	24	25.4	7.8	2.3	0.38	1.3	1.09	12.4	17	30	15	20	22	14	46
Parker	33	6	12	3	4	1	22	25.2	1.8	4.5	0.54	1.4	0.03	10.1	22	36	14	17	12	17	55
Mills	37	8	10	4	4	1	23	21.9	1.8	3.5	0.81	1.3	0.04	9.5	14	26	8	9	10	12	34
Ginobili	28	7	8	4	5	3	19	18.7	2.3	2.7	1.19	1.4	0.23	7.5	16	27	18	19	15	15	48
Green	38	8	6	4	4	4	18	26.6	3.3	1.8	1.03	1.1	0.84	7.3	12	21	9	10	12	7	33
Lee	36	16	6	2	4	2	18	18.7	5.6	1.6	0.39	1.0	0.51	7.3	16	29	12	14	22	11	37
Simmons	38	6	5	3	4	2	20	17.9	2.1	1.6	0.60	1.0	0.32	6.2	8C	19C	7C	9	7	5C	20C
Dedmon	32	17	3	3	4	4	17	17.5	6.5	0.6	0.49	0.8	0.80	5.1	9	14	8	8	17C	3C	18
Bertans	39	6	4	2	2	2	21	12.1	1.5	0.7	0.30	0.5	0.42	4.5	7C	14C	7C	8C	6C	4C	21C
Murray	34	6	6	1	4	2	24	8.5	1.1	1.3	0.21	1.0	0.16	3.4	7C	11C	7C	7C	6C	6C	24C
Anderson	38	10	6	5	3	2	14	14.2	2.9	1.3	0.71	0.5	0.36	3.4	7	14	6C	6C	11	7	15
Laprovittola	22	4	5	2	3	1	11	9.7	0.6	1.6	0.22	1.1	0.06	3.3	4C	6C	3C	3C	4C	5C	11C
Forbes	29	3	6	1	3	0	27	7.9	0.6	0.7	0.03	0.3	0.00	2.6	10C	19C	3C	3C	3C	6C	27C
Anthony	30	9	1	1	1	2	7	6.4	1.6	0.2	0.11	0.2	0.32	1.3	6	9	7	8	16	3	13
SPURS	265	59	38	14	23	15	134	241.5	43.9	23.8	7.99	13.4	5.90	105.3	68	127	45	57	75	50	171
OPPONENTS	265	55	32	14	23	11	119	241.5	41.5	21.4	7.49	14.4	4.06	98.1	68	130	46	58	77	51	166

61-21 (FIRST IN SOUTHWEST DIVISION)

Date	Opponent	Team/Opp	Home	Road	Total	High Scoring	High Rebounds	High Assists	Opponent Scoring	Atten.
Oct 25	@Golden State	W129-100	0-0	1-0	1-0	Leonard-35	Aldridge-14	Mills-5	Durant-27	19,596
Oct 27	@Sacramento	W102- 94	0-0	2-0	2-0	Leonard-30	Anderson-8	Leonard-5 Ginobili-5	Cousins-37	17,608
Oct 29	NEW ORLEANS	W 98- 79	1-0	2-0	3-0	Leonard-20	Gasol-8	Mills-5 Gasol-5	Moore-18 Davis-18	18,418
Oct 30	@Miami	W106- 99	1-0	3-0	4-0	Leonard-27	Lee-11 Gasol-11	Leonard-6	Whiteside-27	19,678
Nov 1	UTAH	L 91-106	1-1	3-0	4-1	Leonard-30	Gasol-8	Parker-6	Hill-22	18,418
Nov 4	@Utah	W100- 86	1-1	4-0	5-1	Leonard-29	Leonard-11	Leonard-4	Hood-18	19,911
Nov 5	L.A. CLIPPERS	L 92-116	1-2	4-0	5-2	Aldridge-19	Aldridge-6 Leonard-6	Mills-5 Laprovittola-5	Griffin-28	18,418
Nov 9	HOUSTON	L 99-101	1-3	4-0	5-3	Leonard-34	Leonard-7 Gasol-7	Mills-10	Harden-24	18,418
Nov 11	DETROIT	W 96- 86	2-3	4-0	6-3	Gasol-21	Aldridge-12	Gasol-6	Drummond-20	18,418
Nov 12	@Houston	W106-100	2-3	5-0	7-3	Leonard-20	Aldridge-10	Gasol-6	Gordon-27	18,055
Nov 14	MIAMI	W 94- 90	3-3	5-0	8-3	Leonard-24	Leonard-12	Parker-6	Waiters-27	18,418
Nov 16	@Sacramento	W110-105	3-3	6-0	9-3	Gasol-24	Aldridge-8	Parker-7	Cousins-26	17,608
Nov 18	@L.A. Lakers	W116-107	3-3	7-0	10-3	Leonard-23 Aldridge-23	Leonard-12	Leonard-7 Parker-7	Williams-24	18,997
Nov 21	DALLAS	W 96- 91	4-3	7-0	11-3	Leonard-24	Leonard-9	Leonard-4 Murray-4 Green-4	Curry-23	18,418
Nov 23	@Charlotte	W119-114	4-3	8-0	12-3	Leonard-30	Gasol-8	Gasol-5	Walker-26	18,515
Nov 25	@Boston	W109-103	4-3	9-0	13-3	Leonard-25	Lee-12	Aldridge-4 Leonard-4 Parker-4	Thomas-24	18,624
Nov 26	@Washington	W112-100	4-3	10-0	14-3	Aldridge-24	Gasol-10	Leonard-5	Beal-25	17,066
Nov 29	ORLANDO	L 83- 95	4-4	10-0	14-4	Leonard-21	Dedmon-8	Tied with-3	Ibaka-18	18,418
Nov 30	@Dallas	W 94- 87	4-4	11-0	15-4	Mills-23	Dedmon-10	Mills-4	Matthews-26	19,245
Dec 2	WASHINGTON	W107-105	5-4	11-0	16-4	Leonard-23	Gasol-10	Mills-8	Beal-23	18,418
Dec 5	@Milwaukee	W 97- 96	5-4	12-0	17-4	Leonard-21	Aldridge-9 Leonard-9 Gasol-9	Tied with-5	Parker-23	14,256
Dec 6	@Minnesota	W105- 91	5-4	13-0	18-4	Leonard-31	Dedmon-8	Mills-5	LaVine-25	12,585
Dec 8	@Chicago	L 91- 95	5-4	13-1	18-5	Leonard-24	Gasol-10	Leonard-5 Parker-5	Wade-20	21,489
Dec 10	BROOKLYN	W130-101	6-4	13-1	19-5	Leonard-30	Aldridge-9	Parker-7	Bogdanovic-20	18,418
Dec 14	BOSTON	W108-101	7-4	13-1	20-5	Leonard-26	Gasol-13	Parker-7	Bradley-25	18,418
Dec 15	@Phoenix	W107- 92	7-4	14-1	21-5	Leonard-18 Gasol-18	Leonard-10	Leonard-4	Booker-17	17,165
Dec 18	NEW ORLEANS	W113-100	8-4	14-1	22-5	Aldridge-22	Gasol-14	Mills-7	Ajinca-16	18,615
Dec 20	@Houston	W102-100	8-4	15-1	23-5	Leonard-21	Aldridge-10 Gasol-10	Aldridge-5	Harden-31	18,055
Dec 22	@L.A. Clipper	L101-106	8-4	15-2	23-6	Leonard-27	Leonard-9 Gasol-9	Leonard-5	Paul-19	19,060
Dec 23	@Portland	W110- 90	8-4	16-2	24-6	Leonard-33	Aldridge-14	Aldridge-6	Leonard-16 McCollum-16 Lillard-16	19,393
Dec 25	CHICAGO	W119-100	9-4	16-2	25-6	Aldridge-33	Leonard-10	Parker-7	Wade-24	18,428
Dec 28	PHOENIX	W119- 98	10-4	16-2	26-6	Aldridge-27	Gasol-10	Anderson-5	Warren-23	18,418
Dec 30	PORTLAND	W110- 94	11-4	16-2	27-6	Simmons-19	Anderson-8 Dedmon-8	Parker-5	McCollum-29	18,418
Jan 1	@Atlanta	L112-114(OT)	11-4	16-3	27-7	Aldridge-27	Aldridge-13	Parker-7	Millsap-32	18,088
Jan 3	TORONTO	W110- 82	12-4	16-3	28-7	Leonard-25	Aldridge-7	Parker-8	DeRozan-26	18,418
Jan 5	@Denver	W127- 99	12-4	17-3	29-7	Aldridge-28	Gasol-9	Parker-9	Jokic-19	14,391
Jan 7	CHARLOTTE	W102- 85	13-4	17-3	30-7	Bertans-21	Aldridge-11	Simmons-5	Walker-18	18,418
Jan 10	MILWAUKEE	L107-109	13-5	17-3	30-8	Leonard-30	Gasol-11	Parker-7	Beasley-28	18,418
Jan 12	L.A. LAKERS	W134- 94	14-5	17-3	31-8	Leonard-31	Dedmon-12	Parker-6 Gasol-6	Randle-22	18,418
Jan 14	@Phoenix	L105-108	14-5	17-4	31-9	Leonard-38	Gasol-10	Leonard-3 Ginobili-3	Booker-39	20,532
Jan 17	MINNESOTA	W122-114	15-5	17-4	32-9	Leonard-34	Leonard-7 Dedmon-7	Parker-5 Leonard-5	Towns-27	18,418
Jan 19	DENVER	W118-104	16-5	17-4	33-9	Leonard-34	Lee-16	Aldridge-6	Jokic-35	18,418
Jan 21	@Cleveland	W118-115(OT)	16-5	18-4	34-9	Leonard-41	Aldridge-12	Murray-6 Aldridge-6	James-29 Irving-29	20,562
Jan 23	@Brooklyn	W112- 86	16-5	19-4	35-9	Mills-20	Aldridge-9	Aldridge-5	Whitehead-19	16,643
Jan 24	@Toronto	W108-106	16-5	20-4	36-9	Aldridge-21	Aldridge-7 Green-7 Anderson-7	Anderson-4	Lowry-30	19,800
Jan 27	@New Orleans	L103-119	16-5	20-5	36-10	Leonard-23	Aldridge-14	Leonard-6	Holiday-23	17,757
Jan 29	DALLAS	L101-105	16-6	20-5	36-11	Leonard-24	Mills-8	Green-5	Curry-24	18,418
Jan 31	OKLAHOMA CITY	W108- 94	17-6	20-5	37-11	Leonard-36	Leonard-8 Dedmon-8	Leonard-4 Ginobili-4 Parker-4	Westbrook-27	18,418
Feb 2	PHILADELPHIA	W102- 86	18-6	20-5	38-11	Leonard-19	Dedmon-10	Parker-6	Ilyasova-25	18,418
Feb 4	DENVER	W121- 97	19-6	20-5	39-11	Leonard-19	Leonard-6	Leonard-5 Anderson-5	Murray-20	18,418
Feb 6	@Memphis	L 74- 89	19-6	20-6	39-12	Lee-14	Dedmon-12	Mills-3 Ginobili-3	Gasol-15 Randolph-15	16,708
Feb 8	@Philadelphia	W111-103	19-6	21-6	40-12	Leonard-32	Dedmon-11	Leonard-5 Parker-5	Saric-20 Okafor-20	19,233
Feb 10	@Detroit	W103- 92	19-6	22-6	41-12	Leonard-32	Dedmon-17	Parker-12	Harris-16	17,222
Feb 12	@New York	L 90- 94	19-6	22-7	41-13	Leonard-36	Aldridge-10	Leonard-4 Ginobili-4 Parker-4	Anthony-25	19,812
Feb 13	@Indiana	W110-106	19-6	23-7	42-13	Leonard-32	Dedmon-12	Parker-4	George-27	15,203
Feb 15	@Orlando	W107- 79	19-6	24-7	43-13	Aldridge-23	Dedmon-11	Parker-8	Vucevic-16	17,101
Feb 24	@L.A. Clipper	W105- 97	19-6	25-7	44-13	Leonard-21	Dedmon-12	Leonard-6	Griffin-29	19,060
Feb 26	@L.A. Lakers	W119- 98	19-6	26-7	45-13	Leonard-25	Dedmon-9 Aldridge-9	Parker-9	Ingram-22	18,997
Mar 1	INDIANA	W100- 99	20-6	26-7	46-13	Leonard-31	Leonard-10	Murray-6	George-22	18,418
Mar 3	@New Orleans	W101- 98(OT)	20-6	27-7	47-13	Leonard-31	Aldridge-15	Leonard-6	Davis-29	17,669
Mar 4	MINNESOTA	W 97- 90(OT)	21-6	27-7	48-13	Leonard-34	Aldridge-10 Leonard-10	Leonard-5	Towns-24	18,418
Mar 6	HOUSTON	W112-110	22-6	27-7	49-13	Leonard-39	Lee-8	Leonard-5 Green-5	Harden-39	18,418
Mar 8	SACRAMENTO	W114-104	23-6	27-7	50-13	Ginobili-19	Lee-10	Mills-10	Evans-26	18,418
Mar 9	@Oklahoma Cit	L 92-102	23-6	27-8	50-14	Leonard-19	Dedmon-8	Murray-3 Green-3	Westbrook-23	18,203
Mar 11	GOLDEN STATE	W107- 85	24-6	27-8	51-14	Mills-21	Anderson-8	Ginobili-6 Anderson-6	Clark-36	18,418
Mar 13	ATLANTA	W107- 99	25-6	27-8	52-14	Leonard-31	Gasol-10	Mills-9	Schroder-22	18,418
Mar 15	PORTLAND	L106-110	25-7	27-8	52-15	Leonard-34	Leonard-9	Leonard-6 Mills-6 Ginobili-6	Lillard-36	18,418
Mar 18	@Memphis	L 96-104	25-7	27-9	52-16	Leonard-22	Gasol-9 Aldridge-9	Aldridge-4	Conley-19	18,119
Mar 19	SACRAMENTO	W118-102	26-7	27-9	53-16	Gasol-22	Gasol-9	Mills-7 Parker-7	Hield-18 Cauley-Stein-18	18,418
Mar 21	@Minnesota	W100- 93	26-7	28-9	54-16	Aldridge-26	Gasol-6	Parker-5	Towns-25	13,742
Mar 23	MEMPHIS	W 97- 90	27-7	28-9	55-16	Aldridge-23	Aldridge-8	Parker-7	Conley-22	18,418
Mar 25	NEW YORK	W106- 98	28-7	28-9	56-16	Leonard-29	Dedmon-13	Mills-7	Rose-24 Hernangomez-24	18,418
Mar 27	CLEVELAND	W103- 74	29-7	28-9	57-16	Leonard-25	Dedmon-13	Mills-7	James-17	18,418
Mar 29	GOLDEN STATE	L 98-110	29-8	28-9	57-17	Leonard-19	Gasol-8	Leonard-5 Gasol-5	Curry-29	18,418
Mar 31	@Oklahoma Cit	W100- 95	29-8	29-9	58-17	Leonard-28	Aldridge-10	Ginobili-8	Westbrook-32	18,203
Apr 2	UTAH	W109-103	30-8	29-9	59-17	Leonard-25	Gasol-12	Leonard-7	Gobert-19 Diaw-19	18,418
Apr 4	MEMPHIS	W 95- 89(OT)	31-8	29-9	60-17	Leonard-32	Leonard-12	Parker-7	Conley-19	18,418
Apr 5	L.A. LAKERS	L 95-102	31-9	29-9	60-18	Parker-14 Bertans-14	Gasol-8	Lee-6	Ennis-19	18,418
Apr 7	@Dallas	W102- 89	31-9	30-9	61-18	Forbes-27	Lee-13 Dedmon-13	Forbes-6	Powell-12	20,133
Apr 8	L.A. CLIPPERS	L 87- 98	31-10	30-9	61-19	Leonard-28	Dedmon-10	Leonard-5	Paul-19	18,420
Apr 10	@Portland	L 98- 99	31-10	30-10	61-20	Leonard-18	Gasol-13	Parker-4	Napier-32	19,393
Apr 12	@Utah	L 97-101	31-10	30-11	61-21	Aldridge-18	Dedmon-8	Mills-5	Hayward-14	19,911

PATTY MILLS

RECORD

47-35, Third in Southwest Division

PLAYOFFS

Lost to Golden State, First Round, 1-4

HONORS

LaMarcus Aldridge, Second Team All-NBA
Dejounte Murray, Second Team All-Defensive
LaMarcus Aldridge, NBA All-Star

SPURS LEADERS

Scoring: LaMarcus Aldridge 23.1 ppg
Rebounding: LaMarcus Aldridge 8.5 rpg
Assists: Tony Parker 3.5 apg
Head Coach: Gregg Popovich
Assistant Coaches: Ettore Messina, Ime Udoka, James Borrego
Chip Engelland, Will Hardy, Becky Hammon

2017-18 SEASON NOTES

• San Antonio tied with Utah to lead the league in fewest opponent points allowed per game. On average, the Silver and Black held their opponents to 99.8 points per game and held over half of their opponents to under 100 points (42 of 82). The Spurs made it 23-straight seasons allowing fewer than 100.0 points, which is the longest run in NBA history.

• With San Antonio's 100-91 win over the New York Knicks on 1/2/18, Spurs head coach Gregg Popovich collected his 1,176th win to pass George Karl for fifth place on the NBA all-time wins list. He holds the most wins among all active NBA coaches.

• Tony Parker and Gregg Popovich amassed the second most wins together in NBA history (862), trailing only the 1,001 wins that Popovich recorded with Tim Duncan. Tony Parker and Manu Ginobili finished out their 16 NBA seasons as teammates with the third-most wins together, 679, of all player duos in NBA history. Parker collected 733 wins with Tim Duncan, which ranks second all time behind John Stockton and Karl Malone, who totaled 906 for the Utah Jazz.

• The Spurs win vs. Charlotte on 11/3/17 marked Manu Ginobili's 1,000th career game and 728th career win, making him the winningest player through 1,000 games in NBA history. He also became the first player from South America to play 1,000 NBA games, the second 2nd round draft pick to play 1,000 NBA games with one team, the 10th player to ever play 1,000 games and 200 playoff games, and the third player to play 1,000 games with the Spurs, along with Tim Duncan and Tony Parker.

• LaMarcus Aldridge led the Spurs in scoring 59 times during in 2017-18. He is just the fifth Spur in franchise history to lead the team in scoring at least 50 times in a single season along with Kawhi Leonard, Tim Duncan, David Robinson and George Gervin. He scored in double figures in 73-of-75 games in which he saw the court. Aldridge has scored in double figures in 783 games in his career. There are only three players with more double-digit scoring games since Aldridge entered the NBA in 2006: LeBron James, Dirk Nowitzki, Carmelo Anthony. He finished with the same amount of 20+ point games during the 2017-18 season (in 73 games) that he had from 2015-17 (in 146 games).

Through April 11 (47-35) SAN ANTONIO SPURS 2017-2018 REGULAR SEASON STATISTICS

				-FIELD GOALS-			-3-POINT FG--			-FREE THROWS-			--REBOUNDS--										
PLAYER	G	GS	MIN	FG	FGA	PCT	FG	FGA	PCT	FT	FTA	PCT	OFF	DEF	TOT	AST	PF	DQ	STL	TO	BLK	PTS	AVG
Aldridge	75	75	2509	687	1347	.510	27	92	.293	334	399	.837	246	389	635	152	161	1	43	111	90	1735	23.1
Leonard	9	9	210	52	111	.468	11	35	.314	31	38	.816	6	36	42	21	9	0	18	16	9	146	16.2
Gay	57	6	1231	253	537	.471	37	118	.314	112	145	.772	76	215	291	73	98	0	46	78	38	655	11.5
Gasol	77	63	1812	287	627	.458	43	120	.358	158	209	.756	129	490	619	238	121	0	24	108	79	775	10.1
Mills	82	36	2107	280	682	.411	154	414	.372	105	118	.890	26	128	154	229	128	0	55	106	11	819	10.0
Ginobili	65	0	1299	201	463	.434	64	192	.333	110	131	.840	19	123	142	163	126	0	43	105	16	576	8.9
Green	70	60	1791	217	561	.387	116	320	.363	50	65	.769	41	208	249	110	122	1	63	74	80	600	8.6
Murray	81	48	1743	270	609	.443	9	34	.265	105	148	.709	110	349	459	231	151	0	97	134	31	654	8.1
Anderson	74	67	1978	231	438	.527	19	57	.333	104	146	.712	84	312	396	202	114	0	115	94	60	585	7.9
Parker	55	21	1071	178	388	.459	10	37	.270	55	78	.705	7	88	95	195	52	0	28	68	1	421	7.7
Forbes	80	12	1517	209	497	.421	89	228	.390	48	72	.667	12	98	110	80	108	0	28	37	2	555	6.9
Bertans	77	10	1086	161	366	.440	94	252	.373	40	49	.816	18	135	153	74	93	0	26	36	28	456	5.9
Lauvergne	55	1	534	98	190	.516	0	5	.000	30	47	.638	63	108	171	41	45	1	9	33	3	226	4.1
White	17	0	139	16	33	.485	8	13	.615	14	20	.700	5	21	26	9	8	0	4	6	3	54	3.2
Paul	64	2	576	55	127	.433	15	54	.278	22	43	.512	6	62	68	37	58	0	25	29	7	147	2.3
Hilliard	14	0	95	5	19	.263	0	6	.000	6	7	.857	0	7	7	11	7	0	2	4	0	16	1.1
Costello	4	0	32	2	4	.500	0	0	---	0	0	---	1	8	9	2	7	0	2	1	2	4	1.0
SPURS	82	-	19730	3202	6999	.457	696	1977	.352	1324	1715	.772	849	2777	3626	1868	1408	3	628	1078	460	8424	102.7
OPPONENTS	82	-	19730	3131	6911	.453	750	2154	.348	1175	1549	.759	756	2731	3487	1786	1619	7	622	1155	318	8187	99.8

	-- SINGLE-GAME HIGHS --							---------- AVERAGE PER GAME ----------							-CAREER HIGHS (C=SET, T=TIED THIS SEASON)-						
PLAYER	MIN	REB	AST	ST	TO	BL	PTS	MIN	REB	AST	STL	TO	BLK	PTS	FG	FGA	FT	FTA	REB	AST	PTS
Aldridge	44	17	4	4	6	3	45	33.4	8.5	2.0	0.57	1.5	1.20	23.1	19C	31	16	19	25	8	45C
Leonard	31	8	4	4	4	3	25	23.3	4.7	2.3	2.00	1.8	1.00	16.2	15	30	15	15	16	7	41
Gay	33	10	4	3	4	4	22	21.6	5.1	1.3	0.81	1.4	0.67	11.5	16	37	16	19	15	10	41
Gasol	37	17	10	2	4	5	25	23.5	8.0	3.1	0.31	1.4	1.03	10.1	17	30	15	20	22	14	46
Mills	41	8	7	4	5	2	26	25.7	1.9	2.8	0.67	1.3	0.13	10.0	14	26	8T	9	10	12	34
Ginobili	27	7	6	3	6	2	26	20.0	2.2	2.5	0.66	1.6	0.25	8.9	16	27	18	19	15	15	48
Green	35	8	5	4	6	6	24	25.6	3.6	1.6	0.90	1.1	1.14	8.6	12	21	9	10	12	7	33
Murray	39	14	7	7	5	3	23	21.5	5.7	2.9	1.20	1.7	0.38	8.1	8C	15C	9C	13C	14C	7C	24
Anderson	36	12	10	5	5	4	20	26.7	5.4	2.7	1.55	1.3	0.81	7.9	9C	14	8C	8C	12C	10C	20C
Parker	29	5	9	4	3	1	23	19.5	1.7	3.5	0.51	1.2	0.02	7.7	22	36	14	17	12	17	55
Forbes	41	5	6	3	3	1	23	19.0	1.4	1.0	0.35	0.5	0.03	6.9	10	19	6C	7C	5C	6T	27
Bertans	33	7	4	3	4	4	28	14.1	2.0	1.0	0.34	0.5	0.36	5.9	11C	15C	7	8	7C	4T	28C
Lauvergne	26	11	3	2	3	1	26	9.7	3.1	0.7	0.16	0.6	0.05	4.1	12C	15T	4	8	13	4	26C
White	28	7	2	2	2	1	14	8.2	1.5	0.5	0.24	0.4	0.18	3.2	4C	8C	5C	6C	7C	2C	14C
Paul	33	6	4	3	3	2	18	9.0	1.1	0.6	0.39	0.5	0.11	2.3	6C	9C	4C	4C	6C	4C	18C
Hilliard	15	2	5	1	2	0	5	6.8	0.5	0.8	0.14	0.3	0.00	1.1	6	12	5	8	6	6	13
Costello	15	5	2	2	1	2	2	8.1	2.3	0.5	0.50	0.3	0.50	1.0	1C	1C	0C	0C	5C	2C	2C
SPURS	265	62	33	15	23	12	133	240.6	44.2	22.8	7.66	13.1	5.61	102.7	68	127	45	57	75	50	171
OPPONENTS																					

47-35 (THIRD IN SOUTHWEST DIVISION)

Date	Opponent	Team/Opp	Home	Road	Total	High Scoring	High Rebounds	High Assists	Opponent Scoring	Atten.
Oct 18	MINNESOTA	W107- 99	1-0	0-0	1-0	Aldridge-25	Aldridge-10	Aldridge-4 Ginobili-4 Gasol-4	Wiggins-26	18,418
Oct 21	@Chicago	W 87- 77	1-0	1-0	2-0	Aldridge-28	Aldridge-10 Murray-10	Murray-6	Lopez-16	21,640
Oct 23	TORONTO	W101- 97	2-0	1-0	3-0	Aldridge-20	Murray-14	Murray-6	DeRozan-28	18,418
Oct 25	@Miami	W117-100	2-0	2-0	4-0	Aldridge-31	Anderson-10	Mills-4 Gay-4	T. Johnson-23	19,600
Oct 27	@Orlando	L 87-114	2-0	2-1	4-1	Aldridge-24	Aldridge-11 Gasol-11	Gay-4 Murray-4	Fournier-25	17,337
Oct 29	@Indiana	L 94- 97	2-0	2-2	4-2	Aldridge-26	Aldridge-8 Anderson-8	Ginobili-5 Gasol-5	Oladipo-23	15,013
Oct 30	@Boston	L 94-108	2-0	2-3	4-3	Paul-18	Gasol-8	Mills-4 Gasol-4 Murray-4	Irving-24	18,624
Nov 2	GOLDEN STATE	L 92-112	2-1	2-3	4-4	Aldridge-24	Aldridge-10	Green-4 Anderson-4	Thompson-27	18,418
Nov 3	CHARLOTTE	W108-101	3-1	2-3	5-4	Forbes-22	Gasol-10	Gasol-7	Lamb-27	18,418
Nov 5	PHOENIX	W112- 95	4-1	2-3	6-4	Aldridge-21	Aldridge-9 Gasol-9	Mills-4	Warren-17	18,038
Nov 7	L.A. CLIPPERS	W120-107	5-1	2-3	7-4	Aldridge-25	Gasol-8	Mills-6 Gasol-6	Rivers-24	18,418
Nov 10	MILWAUKEE	L 87- 94	5-2	2-3	7-5	Aldridge-20	Aldridge-12	Gasol-5	Antetokounmpo-28	18,418
Nov 11	CHICAGO	W133- 94	6-2	2-3	8-5	Gasol-21	Gasol-10	Mills-6	Lopez-17 Portis-17	18,418
Nov 14	@Dallas	W 97- 91	6-2	3-3	9-5	Aldridge-32	Gasol-10	Aldridge-4 Gasol-4	Smith-27	19,535
Nov 15	@Minnesota	L 86- 98	6-2	3-4	9-6	Aldridge-15	Aldridge-10	Mills-5	Towns-26	18,978
Nov 17	OKLAHOMA CITY	W104-101	7-2	3-4	10-6	Aldridge-26	Aldridge-9	Anderson-6	Anthony-20	18,418
Nov 20	ATLANTA	W 96- 85	8-2	3-4	11-6	Aldridge-22	Aldridge-11	Anderson-10	Collins-21	18,418
Nov 22	@New Orleans	L 90-107	8-2	3-5	11-7	Gay-19	Gasol-9	Green-4 Murray-4 Anderson-4	Davis-29	17,539
Nov 25	@Charlotte	W106- 86	8-2	4-5	12-7	Aldridge-17 Gasol-17	Tied with-7	Aldridge-4 Gay-4	Walker-18	18,597
Nov 27	DALLAS	W115-108	9-2	4-5	13-7	Aldridge-33	Aldridge-10 Anderson-10	Mills-5 Green-5 Anderson-5	Matthews-19 Smith-19	17,918
Nov 29	MEMPHIS	W104- 95	10-2	4-5	14-7	Aldridge-41	Gasol-6 Aldridge-6	Mills-5 Parker-5	Evans-22	18,013
Dec 1	@Memphis	W 95- 79	10-2	5-5	15-7	Aldridge-22	Gasol-8	Ginobili-6	Gasol-16	16,413
Dec 3	@Oklahoma Cit	L 87- 90	10-2	5-6	15-8	Murray-17	Murray-11	Murray-5	Westbrook-22	18,203
Dec 4	DETROIT	W 96- 93	11-2	5-6	16-8	Aldridge-17	Aldridge-10 Gasol-10 Gay-10	Aldridge-4 Gasol-4 Gay-4	Jackson-27	18,288
Dec 6	MIAMI	W117-105	12-2	5-6	17-8	Aldridge-18	Gay-7	Parker-9	T. Johnson-25	18,252
Dec 8	BOSTON	W105-102	13-2	5-6	18-8	Aldridge-27	Gasol-11	Mills-4 Parker-4	Irving-36	18,418
Dec 9	@Phoenix	W104-101	13-2	6-6	19-8	Aldridge-20 Mills-20	Murray-14	Murray-4	James-25	16,575
Dec 12	@Dallas	L 89- 95	13-2	6-7	19-9	Aldridge-23	Aldridge-13	Forbes-4	Barnes-17	19,874
Dec 15	@Houston	L109-124	13-2	6-8	19-10	Aldridge-16	Gay-8	Murray-5	Paul-28 Harden-28	18,055
Dec 16	DALLAS	W 98- 96	14-2	6-8	20-10	Aldridge-22	Aldridge-14	Murray-4	Kleber-21	18,418
Dec 18	L.A. CLIPPERS	W109- 91	15-2	6-8	21-10	Aldridge-19	Gasol-12	Parker-7	Wilson-13 Jordan-13	18,418
Dec 20	@Portland	W 93- 91	15-2	7-8	22-10	Aldridge-22	Gasol-17	Gasol-5	Lillard-17	19,393
Dec 21	@Utah	L 89-100	15-2	7-9	22-11	Forbes-12	Murray-8	Parker-6	Hood-29	18,306
Dec 23	@Sacramento	W108- 99	15-2	8-9	23-11	Aldridge-29	Gasol-11	Gasol-10	Hield-24	17,583
Dec 26	BROOKLYN	W109- 97	16-2	8-9	24-11	Leonard-21	Gasol-12	Gasol-5	LeVert-18	18,492
Dec 28	NEW YORK	W119-107	17-2	8-9	25-11	Aldridge-25	Gasol-11	Gasol-7	Beasley-23	18,935
Dec 30	@Detroit	L 79- 93	17-2	8-10	25-12	Leonard-18	Aldridge-11	Mills-4	Bullock-22	19,671
Jan 2	@New York	W100- 91	17-2	9-10	26-12	Aldridge-29	Leonard-8 Gasol-8 Murray-8	Leonard-4	Beasley-18	19,812
Jan 3	@Philadelphia	L106-112	17-2	9-11	26-13	Mills-26	Aldridge-14	Gasol-4	Simmons-26	20,642
Jan 5	PHOENIX	W103- 89	18-2	9-11	27-13	Leonard-21 Ginobili-21	Gasol-7 Bertans-7	Parker-7	Booker-21	18,501
Jan 7	@Portland	L110-111	18-2	9-12	27-14	Aldridge-30	Aldridge-14	Gasol-5 Anderson-5	McCollum-25	19,393
Jan 8	@Sacramento	W107-100	18-2	10-12	28-14	Aldridge-31	Aldridge-12	Murray-6	Cauley-Stein-22	17,583
Jan 11	@L.A. Lakers	L 81- 93	18-2	10-13	28-15	Aldridge-20	Gasol-12	Mills-5 Gasol-5 Murray-5	B. Ingram-26	18,997
Jan 13	DENVER	W112- 80	19-2	10-13	29-15	Leonard-19	Leonard-8	Anderson-6	Jokic-23	18,418
Jan 15	@Atlanta	L 99-102	19-2	10-14	29-16	Aldridge-25	Aldridge-11	Gasol-4 Parker-4	Schroder-26	15,806
Jan 17	@Brooklyn	W100- 95	19-2	11-14	30-16	Aldridge-34	Gasol-12	Gasol-7	Crabbe-20	15,425
Jan 19	@Toronto	L 83- 86	19-2	11-15	30-17	Aldridge-17	Aldridge-14	Parker-4	Lowry-24	19,800
Jan 21	INDIANA	L 86- 94	19-3	11-15	30-18	Gasol-14	Aldridge-10	Parker-5	Oladipo-19	18,418
Jan 23	CLEVELAND	W114-102	20-3	11-15	31-18	Aldridge-30	Anderson-12	Parker-6	James-28	18,418
Jan 24	@Memphis	W108- 85	20-3	12-15	32-18	Mills-15	Gasol-15	Gasol-9	Gasol-18	15,812
Jan 26	PHILADELPHIA	L 78- 97	20-4	12-15	32-19	Aldridge-18	Murray-9	Murray-5	Simmons-21	18,418
Jan 28	SACRAMENTO	W113- 98	21-4	12-15	33-19	Forbes-23	Gasol-11	Parker-6 Murray-6	Fox-26	18,418
Jan 30	DENVER	W106-104	22-4	12-15	34-19	Aldridge-30	Murray-13	Murray-7	Murray-18	18,418
Feb 1	HOUSTON	L 91-102	22-5	12-15	34-20	Green-22	Murray-11	Tied with-3	Harden-28	18,418
Feb 3	UTAH	L111-120	22-6	12-15	34-21	Aldridge-31	Gasol-11	Parker-9	Rubio-34	18,418
Feb 7	@Phoenix	W129- 81	22-6	13-15	35-21	Aldridge-23	Aldridge-13	Aldridge-4 Gasol-4 Anderson-4	Len-14	15,993
Feb 10	@Golden State	L105-122	22-6	13-16	35-22	Aldridge-20 Anderson-20	White-7	Ginobili-6	Thompson-25	19,596
Feb 12	@Utah	L 99-101	22-6	13-17	35-23	Anderson-16	Gasol-15	Gasol-6	Mitchell-25	18,306
Feb 13	@Denver	L109-117	22-6	13-18	35-24	Lauvergne-26	Lauvergne-11	Parker-4	Jokic-23	17,623
Feb 23	@Denver	L119-122	22-6	13-19	35-25	Aldridge-38	Gasol-12	Mills-5 Parker-5 Murray-5	Jokic-28	20,027
Feb 25	@Cleveland	W110- 94	22-6	14-19	36-25	Aldridge-27	Murray-9	Murray-5 Mills-5	James-33	20,562
Feb 28	NEW ORLEANS	L116-121	22-7	14-19	36-26	Gay-19	Murray-9	Murray-5	Davis-26	18,418
Mar 3	L.A. LAKERS	L112-116	22-8	14-19	36-27	Gasol-19	Gasol-10	Gasol-8	Randle-25	18,557
Mar 5	MEMPHIS	W100- 98	23-8	14-19	37-27	Parker-23	Aldridge-8	Gasol-4 Parker-4 Anderson-4	Gasol-23	18,418
Mar 8	@Golden State	L107-110	23-8	14-20	37-28	Aldridge-30	Aldridge-17	Parker-7	Durant-37	19,596
Mar 10	@Oklahoma Cit	L 94-104	23-8	14-21	37-29	Gay-14 Bertans-14	Aldridge-7 Gasol-7	Ginobili-6	Westbrook-21	18,203
Mar 12	@Houston	L 93-109	23-8	14-22	37-30	Forbes-14 White-14	Lauvergne-6	Forbes-3 Parker-3 Murray-3	Harden-28	18,092
Mar 13	ORLANDO	W108- 72	24-8	14-22	38-30	Aldridge-24	Murray-8	Parker-8	Simmons-10 Vucevic-10	18,418
Mar 15	NEW ORLEANS	W 98- 93	25-8	14-22	39-30	Aldridge-25	Murray-12	Parker-4 Anderson-4	Holiday-24	18,418
Mar 17	MINNESOTA	W117-101	26-8	14-22	40-30	Aldridge-39	Aldridge-10	Gasol-8	Towns-23	18,418
Mar 19	GOLDEN STATE	W 89- 75	27-8	14-22	41-30	Aldridge-33	Aldridge-12	Murray-5	Cook-20	18,418
Mar 21	WASHINGTON	W 98- 90	28-8	14-22	42-30	Aldridge-27	Murray-10	Aldridge-4 Anderson-4	Beal-21 Oubre-21	18,418
Mar 23	UTAH	W124-120(OT)	29-8	14-22	43-30	Aldridge-45	Aldridge-9	Murray-5	Mitchell-35	18,418
Mar 25	@Milwaukee	L103-106	29-8	14-23	43-31	Aldridge-34	Gasol-13	Ginobili-3 Murray-3	Antetokounmpo-25	18,717
Mar 27	@Washington	L106-116	29-8	14-24	43-32	Aldridge-13	Gasol-6	Mills-6 Forbes-6	Morris-15	19,588
Mar 29	OKLAHOMA CITY	W103- 99	30-8	14-24	44-32	Aldridge-25	Gasol-12	Murray-7	George-26	18,418
Apr 1	HOUSTON	W100- 83	31-8	14-24	45-32	Aldridge-23	Aldridge-14	Anderson-5	Harden-25	18,418
Apr 3	@L.A. Clipper	L110-113	31-8	14-25	45-33	Aldridge-35	Aldridge-9	Mills-5	Harris-31	17,449
Apr 4	@L.A. Lakers	L112-122(OT)	31-8	14-26	45-34	Aldridge-28	Gasol-12	Murray-6	Kuzma-30	18,997
Apr 7	PORTLAND	W116-105	32-8	14-26	46-34	Aldridge-28	Aldridge-8	Mills-6	Lillard-33	18,610
Apr 9	SACRAMENTO	W 98- 85	33-8	14-26	47-34	Gay-18	Aldridge-14	Ginobili-5	Cauley-Stein-25	18,418
Apr 11	@New Orleans	L 98-122	33-8	14-27	47-35	Aldridge-11 Parker-11 Murray-11	Gasol-7 Gay-7	Gasol-4	Holiday-23	18,573



DEMAR DEROZAN

RECORD

48-34, Second in Southwest Division

HONORS

LaMarcus Aldridge, NBA All-Star

PLAYOFFS

Lost to Denver, First Round, 3-4

SPURS LEADERS

Scoring: LaMarcus Aldridge 21.3 ppg
Rebounding: LaMarcus Aldridge 9.2 rpg
Assists: DeMar DeRozan 6.2 apg
Head Coach: Gregg Popovich
Assistant Coaches: Ettore Messina, Ime Udoka, Becky Hammon, Chip Engelland, Will Hardy

2018-19 SEASON NOTES

• San Antonio clinched a playoff berth for the 22nd consecutive season, tying the record for most consecutive playoff appearances in NBA history (Syracuse Nationals/Philadelphia 76ers 1950-71). The Spurs have now gone to the Playoffs 39 times in the 43 seasons they have been in the NBA since 1976, the most a team has been in the Playoffs in that time span. The Spurs own the longest active streak of playoff appearances across all four major U.S. sports. Gregg Popovich now has the record for longest streak of postseason appearances by a head coach in NBA history.

• The Spurs win over the Hawks on 4/2/19 marked San Antonio's 45th win of the season, marking the 20th straight season the Silver and Black have had 45+ wins, the longest streak in NBA history.

• Gregg Popovich finished the season with 1,415 total wins (regular season + playoffs) at the end of his 23rd season as head coach of the San Antonio Spurs, making him the winningest coach in NBA history. The Spurs captured a 154-147 win in a double-overtime thriller on 1/10/19 while Gregg Popovich surpassed Jerry Sloan for third place on the NBA's all-time coaching wins list (regular season only).

• In just his first season in San Antonio, DeMar DeRozan became the first player in Spurs franchise history to post season averages of 20.0+ points, 5.0+ rebounds and 5.0+ assists. He recorded season averages of 21.2 points, 6.2 assists and 6.0 boards, leaving him as one of just four players to average 21+ points, 6+ assists and 6+ rebounds during the 2018-19 season (James Harden, LeBron James, Russell Westbrook).

• As a team, San Antonio ranked No. 1 in the NBA in 2018-19 for free-throw percentage (.819), three-point percentage (.392) and fewest turnovers per game (12.1), while finishing second in field-goal percentage (.478) behind the Golden State Warriors. The 81.9 percent mark from the charity stripe marked the best single-season team free-throw percentage in franchise history.

Through April 10 (48-34) — SAN ANTONIO SPURS — 2018-2019 REGULAR SEASON STATISTICS

				-FIELD GOALS-			-3-POINT FG--			-FREE THROWS-			--REBOUNDS--										
PLAYER	G	GS	MIN	FG	FGA	PCT	FG	FGA	PCT	FT	FTA	PCT	OFF	DEF	TOT	AST	PF	DQ	STL	TO	BLK	PTS	AVG
Aldridge	81	81	2687	684	1319	.519	10	42	.238	349	412	.847	251	493	744	194	179	0	43	144	107	1727	21.3
DeRozan	77	77	2688	631	1313	.481	7	45	.156	366	441	.830	54	408	462	475	177	1	86	199	36	1635	21.2
Gay	69	51	1842	376	746	.504	74	184	.402	120	147	.816	63	407	470	182	159	2	54	114	34	946	13.7
Forbes	82	81	2293	361	791	.456	176	413	.426	69	78	.885	18	221	239	175	159	0	45	80	4	967	11.8
Belinelli	79	1	1815	285	690	.413	147	395	.372	112	124	.903	16	182	198	132	121	0	35	72	8	829	10.5
D. White	67	55	1728	260	543	.479	48	142	.338	95	123	.772	35	212	247	263	145	0	67	97	47	663	9.9
Mills	82	1	1908	282	663	.425	159	404	.394	88	103	.854	24	158	182	245	129	0	49	93	10	811	9.9
Bertans	76	12	1632	204	453	.450	145	338	.429	53	60	.883	23	241	264	100	133	0	35	43	33	606	8.0
Poeltl	77	24	1273	187	290	.645	0	0	---	49	92	.533	178	232	410	93	124	0	29	48	68	423	5.5
Gasol	27	6	330	41	88	.466	5	10	.500	27	38	.711	22	105	127	50	28	0	5	14	14	114	4.2
Cunningham	64	21	928	75	158	.475	30	65	.462	14	18	.778	48	140	188	50	71	1	27	22	13	194	3.0
Walker	17	0	118	16	46	.348	5	13	.385	8	10	.800	0	17	17	9	7	0	7	4	3	45	2.6
Motiejunas	3	0	13	3	6	.500	0	0	---	0	2	.000	2	1	3	1	6	0	0	3	1	6	2.0
Pondexter	53	0	292	29	58	.500	6	18	.333	34	42	.810	8	38	46	24	24	0	11	13	1	98	1.8
Eubanks	23	0	113	15	26	.577	0	0	---	11	13	.846	6	28	34	7	11	0	2	8	5	41	1.8
Metu	29	0	145	19	58	.328	0	2	.000	13	17	.765	9	27	36	13	14	0	6	15	2	51	1.8
SPURS	82	-	19805	3468	7248	.478	812	2071	.392	1408	1720	.819	757	2910	3667	2013	1487	4	501	992	386	9156	111.7
OPPONENTS	82	-	19805	3404	7354	.463	961	2678	.359	1249	1654	.755	756	2844	3600	2025	1611	11	589	999	332	9018	110.0

	-- SINGLE-GAME HIGHS --							---------- AVERAGE PER GAME ----------							---------- AVERAGE PER 48 MINUTES ----------						
PLAYER	MIN	REB	AST	ST	TO	BL	PTS	MIN	REB	AST	STL	TO	BLK	PTS	REB	AST	PF	STL	TO	BLK	PTS
Aldridge	49	19	7	3	5	5	56	33.2	9.2	2.4	0.53	1.8	1.32	21.3	20C	33C	16T	19	25	8	56C
DeRozan	49	15	14	4	6	4	36	34.9	6.0	6.2	1.12	2.6	0.47	21.2	17	38	24	25	15C	14C	52
Gay	40	15	8	6	7	3	31	26.7	6.8	2.6	0.78	1.7	0.49	13.7	16	37	16	19	15T	10	41
Forbes	42	11	7	4	4	1	24	28.0	2.9	2.1	0.55	1.0	0.05	11.8	10	19	6	7	11C	7C	27
Belinelli	35	10	5	2	3	1	24	23.0	2.5	1.7	0.44	0.9	0.10	10.5	12	22	11	12	11	8	32
D. White	48	8	9	6	5	6	26	25.8	3.7	3.9	1.00	1.4	0.70	9.9	10C	17C	9C	9C	8C	9C	26C
Mills	34	8	8	3	4	1	22	23.3	2.2	3.0	0.60	1.1	0.12	9.9	14	26	8	9	10	12	34
Bertans	36	8	5	4	2	2	21	21.5	3.5	1.3	0.46	0.6	0.43	8.0	11	15	7	8	8C	5C	28
Poeltl	34	14	6	3	3	5	20	16.5	5.3	1.2	0.38	0.6	0.88	5.5	9C	13	4T	6T	14T	6C	20C
Gasol	23	12	6	1	2	3	13	12.2	4.7	1.9	0.19	0.5	0.52	4.2	17	30	15	20	22	14	46
Cunningham	38	12	4	2	2	2	19	14.5	2.9	0.8	0.42	0.3	0.20	3.0	11	20	6	10	14	6	23
Walker	26	5	2	2	3	1	16	6.9	1.0	0.5	0.41	0.2	0.18	2.6	6C	11C	4C	4C	5C	2C	16C
Motiejunas	6	1	1	0	2	1	2	4.3	1.0	0.3	0.00	1.0	0.33	2.0	11	19	5	8	15	7	26
Pondexter	20	4	3	2	2	1	13	5.5	0.9	0.5	0.21	0.2	0.02	1.8	9	14	7	9	8	7	25
Eubanks	21	6	2	1	2	2	9	4.9	1.5	0.3	0.09	0.3	0.22	1.8	3C	3C	3C	3C	6C	2C	9C
Metu	13	5	3	2	4	1	10	5.0	1.2	0.4	0.21	0.5	0.07	1.8	4C	8C	3C	4C	5C	3C	10C
SPURS	290	60	38	17	19	10	154	241.5	44.7	24.5	6.11	12.1	4.71	111.7	68	127	45	57	75	50	171
OPPONENTS	290	60	42	14	23	11	147	241.5	43.9	24.7	7.18	12.2	4.05	110.0	68	130	46	58	77	51	166

48-34 (SECOND IN SOUTHWEST DIVISION)

SAN ANTONIO SPURS

Date	Opponent	Team/Opp	Home	Road	Total	High Scoring	High Rebounds	High Assists	Opponent Scoring	Atten.
Oct 17	MINNESOTA	W112-108	1-0	0-0	1-0	DeRozan-28	Aldridge-19	Gasol-6	Teague-27	18,354
Oct 20	@Portland	L108-121	1-0	0-1	1-1	DeRozan-28	Aldridge-8	DeRozan-9	Lillard-29	19,461
Oct 22	@L.A. Lakers	W143-142(OT)	1-0	1-1	2-1	Aldridge-37	Cunningham-12	DeRozan-14	Kuzma-37	18,997
Oct 24	INDIANA	L 96-116	1-1	1-1	2-2	DeRozan-18	Aldridge-13	Forbes-4 DeRozan-4	Oladipo-21	18,354
Oct 27	L.A. LAKERS	W110-106	2-1	1-1	3-2	DeRozan-30	Gasol-12 DeRozan-12	DeRozan-8	James-35	18,589
Oct 29	DALLAS	W113-108(OT)	3-1	1-1	4-2	DeRozan-34	Gay-11	DeRozan-9	Doncic-31	18,354
Oct 31	@Phoenix	W120- 90	3-1	2-1	5-2	DeRozan-25	Gasol-9	Forbes-7	Warren-21	12,328
Nov 3	NEW ORLEANS	W109- 95	4-1	2-1	6-2	DeRozan-26	Aldridge-12	Mills-7	Holiday-29	18,354
Nov 4	ORLANDO	L110-117	4-2	2-1	6-3	DeRozan-25	Gasol-8	Gasol-5 DeRozan-5	Gordon-26	18,354
Nov 7	@Miami	L 88- 95	4-2	2-2	6-4	Mills-20	Aldridge-16	DeRozan-8	Whiteside-29	19,600
Nov 10	HOUSTON	W 96- 89	5-2	2-2	7-4	Aldridge-27	DeRozan-11	D. White-8	Harden-25	18,354
Nov 12	@Sacramento	L 99-104	5-2	2-3	7-5	DeRozan-23	Aldridge-18	DeRozan-8	Bogdanovic-22	15,500
Nov 14	@Phoenix	L 96-116	5-2	2-4	7-6	DeRozan-24	Aldridge-12	DeRozan-4	Warren-27	14,532
Nov 15	@L.A. Clipper	L111-116	5-2	2-5	7-7	DeRozan-34	Aldridge-16	Mills-5 DeRozan-5	Williams-23	17,463
Nov 18	GOLDEN STATE	W104- 92	6-2	2-5	8-7	Aldridge-24	Aldridge-18	DeRozan-9	Durant-26	18,354
Nov 19	@New Orleans	L126-140	6-2	2-6	8-8	DeRozan-21	Aldridge-10	DeRozan-5	Davis-29	14,675
Nov 21	MEMPHIS	L103-104	6-3	2-6	8-9	DeRozan-24	Aldridge-11	DeRozan-5	Conley-30	18,354
Nov 23	@Indiana	W111-100	6-3	3-6	9-9	Aldridge-33	Aldridge-14	Gay-7	Bogdanovic-21	17,262
Nov 24	@Milwaukee	L129-135	6-3	3-7	9-10	DeRozan-34	Cunningham-10	DeRozan-7	Antetokounmpo-34	17,559
Nov 26	@Chicago	W108-107	6-3	4-7	10-10	DeRozan-21	DeRozan-8 Aldridge-8	Forbes-6	LaVine-28	19,006
Nov 28	@Minnesota	L 89-128	6-3	4-8	10-11	Poeltl-14	Aldridge-9	Gay-4 D. White-4	Covington-21	11,023
Nov 30	HOUSTON	L105-136	6-4	4-8	10-12	Aldridge-20	Gay-8	D. White-9	Capela-27	18,354
Dec 2	PORTLAND	W131-118	7-4	4-8	11-12	DeRozan-36	Aldridge-8 DeRozan-8	Mills-6 DeRozan-6 D. White-6	Lillard-37	18,354
Dec 4	@Utah	L105-139	7-4	4-9	11-13	Poeltl-20	Poeltl-7	DeRozan-7	Mitchell-20	18,306
Dec 5	@L.A. Lakers	L113-121	7-4	4-10	11-14	DeRozan-32	Aldridge-9	D. White-5	James-42	18,997
Dec 7	L.A. LAKERS	W133-120	8-4	4-10	12-14	DeRozan-36	Aldridge-8 DeRozan-8 Poeltl-8	DeRozan-9	James-35	18,354
Dec 9	UTAH	W110- 97	9-4	4-10	13-14	DeRozan-26	Gay-15	DeRozan-8	Mitchell-27	17,834
Dec 11	PHOENIX	W111- 86	10-4	4-10	14-14	Forbes-24	Forbes-11 Poeltl-11	DeRozan-9	Warren-23	17,676
Dec 13	L.A. CLIPPERS	W125- 87	11-4	4-10	15-14	Aldridge-27	Gay-6 Poeltl-6 Cunningham-6	DeRozan-7	Harris-17	18,354
Dec 15	CHICAGO	L 93- 98	11-5	4-10	15-15	Aldridge-29	Aldridge-12	Mills-4 Gay-4	Dunn-24	18,354
Dec 17	PHILADELPHIA	W123- 96	12-5	4-10	16-15	Gay-21	Aldridge-10	DeRozan-7	Redick-16 B. Simmons-16	17,486
Dec 19	@Orlando	W129- 90	12-5	5-10	17-15	Aldridge-20	DeRozan-7 Cunningham-7	DeRozan-6 D. White-6	Augustin-17	17,138
Dec 21	MINNESOTA	W124- 98	13-5	5-10	18-15	Forbes-22	Aldridge-9	DeRozan-8	Wiggins-15	17,708
Dec 22	@Houston	L101-108	13-5	5-11	18-16	DeRozan-28	Gay-8	DeRozan-8	Harden-39	18,055
Dec 26	DENVER	W111-103	14-5	5-11	19-16	DeRozan-30	Poeltl-11	DeRozan-5 Bellinelli-5	Hernangomez-27	18,408
Dec 28	@Denver	L 99-102	14-5	5-12	19-17	Aldridge-24	Aldridge-7	DeRozan-5	Murray-31	20,076
Dec 29	@L.A. Clipper	W122-111	14-5	6-12	20-17	Aldridge-38	DeRozan-13	Forbes-7	Harrell-21 Gallinari-21	19,068
Dec 31	BOSTON	W120-111	15-5	6-12	21-17	Aldridge-32	Aldridge-9	DeRozan-10	Brown-30	18,354
Jan 3	TORONTO	W125-107	16-5	6-12	22-17	Aldridge-23	DeRozan-14	DeRozan-11	Leonard-21	18,354
Jan 5	MEMPHIS	W108- 88	17-5	6-12	23-17	D. White-19	DeRozan-9	Aldridge-7	Conley-21	18,354
Jan 7	@Detroit	W119-107	17-5	7-12	24-17	DeRozan-26	DeRozan-7	DeRozan-9	Griffin-34	13,107
Jan 9	@Memphis	L 86- 96	17-5	7-13	24-18	Forbes-14 Belinelli-14	Gasol-12	DeRozan-4	Gasol-26	13,944
Jan 10	OKLAHOMA CITY	W154-147(2OT)	18-5	7-13	25-18	Aldridge-56	Aldridge-9	DeRozan-11	George-30	18,354
Jan 12	@Oklahoma Cit	L112-122	18-5	7-14	25-19	Belinelli-24	Poeltl-10	Mills-4 DeRozan-4 D. White-4	Westbrook-24	18,203
Jan 14	CHARLOTTE	L 93-108	18-6	7-14	25-20	Aldridge-28	Aldridge-10	D. White-7	Walker-33	18,354
Jan 16	@Dallas	W105-101	18-6	8-14	26-20	Belinelli-17	Poeltl-7	DeRozan-9	Doncic-25	20,214
Jan 18	@Minnesota	W116-113	18-6	9-14	27-20	Aldridge-25	Aldridge-9	Mills-8	Towns-23 Rose-23	17,222
Jan 20	L.A. CLIPPERS	L 95-103	18-7	9-14	27-21	Aldridge-30	Aldridge-14	D. White-4	Harris-27	18,354
Jan 23	@Philadelphia	L120-122	18-7	9-15	27-22	DeRozan-26	DeRozan-9	Aldridge-6	Embiid-33	20,339
Jan 26	@New Orleans	W126-114	18-7	10-15	28-22	Aldridge-28	Aldridge-12	Mills-5	Holiday-29	17,724
Jan 27	WASHINGTON	W132-119	19-7	10-15	29-22	Aldridge-30	Aldridge-9	Mills-7	Beal-21 Satoransky-21	18,354
Jan 29	PHOENIX	W126-124	20-7	10-15	30-22	Aldridge-29	Aldridge-14	Tied with-5	Booker-38	18,121
Jan 31	BROOKLYN	W117-114	21-7	10-15	31-22	D. White-26	Aldridge-13	D. White-6	Russell-25	18,057
Feb 2	NEW ORLEANS	W113-108	22-7	10-15	32-22	Aldridge-25	Aldridge-14	DeRozan-5	Jackson-25	18,354
Feb 4	@Sacramento	L112-127	22-7	10-16	32-23	DeRozan-24	Aldridge-9	DeRozan-4 Bellinelli-4	Bagley-24	16,245
Feb 6	@Golden State	L102-141	22-7	10-17	32-24	Mills-16	Metu-5 Cunningham-5	Poeltl-6	Thompson-26	19,596
Feb 7	@Portland	L118-127	22-7	10-18	32-25	DeRozan-35	Aldridge-10	Mills-8	McCollum-30	19,393
Feb 9	@Utah	L105-125	22-7	10-19	32-26	DeRozan-23	Aldridge-10	Mills-5 DeRozan-5	Mitchell-23	18,306
Feb 12	@Memphis	W108-107	22-7	11-19	33-26	Mills-22 Aldridge-22	Gay-12	Gay-8	Bradley-33	13,788
Feb 22	@Toronto	L117-120	22-7	11-20	33-27	DeRozan-23	Gay-10	DeRozan-8	Leonard-25	20,058
Feb 24	@New York	L118-130	22-7	11-21	33-28	DeRozan-32	DeRozan-9 Poeltl-9	Mills-4 DeRozan-4	Dotson-27	18,019
Feb 25	@Brooklyn	L 85-101	22-7	11-22	33-29	Aldridge-26	Aldridge-10	D. White-4	Russell-23	13,479
Feb 27	DETROIT	W105- 93	23-7	11-22	34-29	Aldridge-24	Poeltl-14	DeRozan-8	Jackson-22	18,354
Mar 2	OKLAHOMA CITY	W116-102	24-7	11-22	35-29	Aldridge-27	Aldridge-10	DeRozan-7	Westbrook-19	18,439
Mar 4	DENVER	W104-103	25-7	11-22	36-29	DeRozan-24	Aldridge-9 Gay-9	D. White-9	Murray-25	18,354
Mar 6	@Atlanta	W111-104	25-7	12-22	37-29	Aldridge-32	Gay-11	D. White-9	Young-22	15,208
Mar 10	MILWAUKEE	W121-114	26-7	12-22	38-29	Aldridge-29	Aldridge-15	DeRozan-6	Antetokounmpo-27	18,594
Mar 12	@Dallas	W112-105	26-7	13-22	39-29	DeRozan-33	Aldridge-7 Poeltl-7	D. White-7	Brunson-34	20,366
Mar 15	NEW YORK	W109- 83	27-7	13-22	40-29	Aldridge-18	Aldridge-11	D. White-7 DeRozan-7	Dotson-21	18,354
Mar 16	PORTLAND	W108-103	28-7	13-22	41-29	DeRozan-21	Aldridge-8 DeRozan-8	Mills-4	Lillard-34	18,354
Mar 18	GOLDEN STATE	W111-105	29-7	13-22	42-29	DeRozan-26	Aldridge-13	DeRozan-8	Curry-25	18,354
Mar 20	MIAMI	L105-110	29-8	13-22	42-30	Belinelli-17 Mills-17 Aldridge-17	DeRozan-15	Gay-7	Dragic-22	18,354
Mar 22	@Houston	L105-111	29-8	13-23	42-31	Forbes-20	Gay-9	DeRozan-8	Harden-61	18,055
Mar 24	@Boston	W115- 96	29-8	14-23	43-31	Aldridge-48	Aldridge-13	DeRozan-11	Smart-14	18,624
Mar 26	@Charlotte	L116-125(OT)	29-8	14-24	43-32	DeRozan-30	Aldridge-15	D. White-7	Walker-38	14,227
Mar 28	CLEVELAND	W116-110	30-8	14-24	44-32	DeRozan-25	Gay-8	DeRozan-8	Sexton-24	18,756
Mar 31	SACRAMENTO	L106-113	30-9	14-24	44-33	Aldridge-27	Aldridge-18	DeRozan-7	Hield-26	18,407
Apr 2	ATLANTA	W117-111	31-9	14-24	45-33	DeRozan-29	Aldridge-11 Gay-11	DeRozan-7	Bazemore-26	18,354
Apr 3	@Denver	L 85-113	31-9	14-25	45-34	Aldridge-16 Walker-16	Gay-8	Forbes-3 DeRozan-3	Jokic-20	17,643
Apr 5	@Washington	W129-112	31-9	15-25	46-34	Aldridge-24	Aldridge-7 Poeltl-7	D. White-8	Beal-25	20,409
Apr 7	@Cleveland	W112- 90	31-9	16-25	47-34	Aldridge-18	Aldridge-13	DeRozan-9	Sexton-16 Knight-16	19,432
Apr 10	DALLAS	W105- 94	32-9	16-25	48-34	Aldridge-34	Aldridge-16	Mills-5	Nowitzki-20	18,629



DEJOUNTE MURRAY

RECORD

32-39, Fourth in Southwest Division

SPURS LEADERS

Scoring: DeMar DeRozan 22.1 ppg
Rebounding: LaMarcus Aldridge 7.4 rpg
Assists: DeMar DeRozan 5.6 apg
Head Coach: Gregg Popovich
Assistant Coaches: Tim Duncan, Becky Hammon, Will Hardy, Chip Engelland, Mitch Johnson

2019-20 SEASON NOTES

• The 2019-2020 NBA season was paused on March 11 and resumed July 30 at the Walt Disney World Resort in Lake Buena Vista, Fla. in what was referred to as the NBA Bubble. The Spurs had 19 regular season games remaining when the hiatus began The Spurs first regular season game on July 31 marked 142 days since their previous contest. San Antonio went 5-3 during their final eight regular season games but missed the Play-In Tournament by one game (Grizzlies 34-39, Spurs 32-39).

• San Antonio's streak of consecutive playoff seasons came to an end, but the Spurs tied the record for the most consecutive playoff appearances in NBA history with 22 straight years from 1998-2019. The Spurs went to the playoffs 39 times in the 44 seasons they have been in the NBA since 1976, the most a team has gone to the playoffs in that time span. Head Coach Gregg Popovich owns the record for longest streak of postseason appearances by a head coach in NBA history (22).

• On Dec. 3, 2019, San Antonio's matchup against Houston marked the 3,500th game played in Spurs NBA history since the team joined the league in 1976. San Antonio has a .618 (2194-1355) historical winning percentage for the best record in NBA history followed by the Los Angeles Lakers in second (.595). The Spurs sustained success is supported by an all-time winning record against every team in the NBA.

• Seven different Spurs recorded 700 points during the 2019-20 season, marking only the second time in San Antonio history that seven players scored at least 700 points (2013-14) and is the first time in franchise history that seven players averaged at least 10.0 points: DeMar DeRozan (1,504), LaMarcus Aldridge (1,001), Patty Mills (767), Derrick White (765), Rudy Gay (726), Dejounte Murray (720), Bryn Forbes (707)

• The Spurs recorded single-season franchise highs with 10.7 three-pointers and 28.5 attempts per game. The Spurs led the NBA in fewest turnovers per game (12.6) and turned the ball over 10-or-fewer times in 23 games, the fourth-most such games in the league. The Spurs .810 free throw percentage is the fourth-best single-season mark in franchise history and ranked second in the league.

Through August 14 (32-39) — SAN ANTONIO SPURS — 2019-2020 REGULAR SEASON STATISTICS

				-FIELD GOALS-			-3-POINT FG--			-FREE THROWS-			--REBOUNDS--										
PLAYER	G	GS	MIN	FG	FGA	PCT	FG	FGA	PCT	FT	FTA	PCT	OFF	DEF	TOT	AST	PF	DQ	STL	TO	BLK	PTS	AVG
DeRozan	68	68	2316	557	1049	.531	9	35	.257	381	451	.845	44	331	375	379	180	1	70	164	20	1504	22.1
Aldridge	53	53	1754	391	793	.493	61	157	.389	158	191	.827	103	289	392	129	128	1	36	74	87	1001	18.9
Mills	66	1	1485	258	598	.431	154	403	.382	97	112	.866	22	86	108	118	105	0	53	54	6	767	11.6
White	68	20	1677	253	552	.458	79	216	.366	180	211	.853	35	188	223	241	152	0	44	89	59	765	11.3
Forbes	63	62	1579	242	581	.417	148	381	.388	75	90	.833	12	114	126	108	113	1	33	57	0	707	11.2
Murray	66	58	1687	294	637	.462	41	111	.369	91	114	.798	69	314	383	271	143	1	111	125	17	720	10.9
Gay	67	5	1461	266	596	.446	74	220	.336	120	136	.882	61	301	362	114	103	0	35	88	33	726	10.8
Johnson	17	1	301	53	89	.596	13	22	.591	35	44	.795	10	47	57	15	28	0	14	13	2	154	9.1
Lyles	63	53	1271	153	343	.446	65	168	.387	33	45	.733	71	290	361	69	98	0	28	39	28	404	6.4
Walker	61	12	988	152	357	.426	41	101	.406	44	61	.721	23	116	139	68	78	0	32	44	14	389	6.4
Belinelli	57	0	883	123	314	.392	67	178	.376	48	58	.828	7	92	99	69	45	0	12	19	1	361	6.3
Poeltl	66	18	1171	166	266	.624	0	0	---	40	86	.465	131	244	375	117	126	2	37	54	95	372	5.6
Samanic	3	1	48	5	16	.313	3	8	.375	3	4	.750	1	9	10	6	6	0	0	2	2	16	5.3
Eubanks	22	3	272	43	67	.642	1	1	1.000	20	26	.769	28	57	85	15	37	0	5	21	17	107	4.9
Metu	18	0	105	24	42	.571	0	2	.000	10	13	.769	12	21	33	10	7	0	3	10	6	58	3.2
Carroll	15	0	135	9	29	.310	3	13	.231	12	20	.600	7	24	31	11	20	0	2	10	2	33	2.2
Weatherspoon	11	0	78	5	17	.294	1	5	.200	1	2	.500	1	6	7	11	8	0	3	5	1	12	1.1
Zeller	2	0	4	1	4	.250	0	0	---	0	0	---	3	1	4	0	0	0	0	0	0	2	1.0
SPURS	71	-	17215	2995	6350	.472	760	2021	.376	1348	1664	.810	640	2530	3170	1751	1377	6	518	895	390	8098	114.1
OPPONENTS	71	-	17215	3004	6402	.469	931	2493	.373	1238	1594	.777	665	2551	3216	1825	1424	9	486	937	308	8177	115.2

	-- SINGLE-GAME HIGHS --							---------- AVERAGE PER GAME ----------							-CAREER HIGHS (C=SET, T=TIED THIS SEASON)-						
PLAYER	MIN	REB	AST	ST	TO	BL	PTS	MIN	REB	AST	STL	TO	BLK	PTS	FG	FGA	FT	FTA	REB	AST	PTS
DeRozan	42	10	12	3	7	2	38	34.1	5.5	5.6	1.03	2.4	0.29	22.1	17	38	24	25	15	14	52
Aldridge	39	14	7	3	4	5	40	33.1	7.4	2.4	0.68	1.4	1.64	18.9	20	33	16	19	25	8	56
Mills	36	6	6	3	3	2	31	22.5	1.6	1.8	0.80	0.8	0.09	11.6	14	26	8	9	10	12	34
White	35	8	9	3	6	4	26	24.7	3.3	3.5	0.65	1.3	0.87	11.3	10	17	10C	11C	8T	9T	26T
Forbes	37	7	7	3	3	0	25	25.1	2.0	1.7	0.52	0.9	0.00	11.2	10T	19	6	7	11	7T	27
Murray	36	14	10	6	6	2	25	25.6	5.8	4.1	1.68	1.9	0.26	10.9	10C	19C	9	13	14T	10C	25C
Gay	36	12	4	3	5	2	24	21.8	5.4	1.7	0.52	1.3	0.49	10.8	16	37	16	19	15	10	41
Johnson	30	11	3	3	3	1	24	17.7	3.4	0.9	0.82	0.8	0.12	9.1	8C	12C	7C	8C	11C	3C	24C
Lyles	41	14	4	4	3	4	23	20.2	5.7	1.1	0.44	0.6	0.44	6.4	9T	18	7	10	14C	5	26
Walker	35	7	6	3	5	3	28	16.2	2.3	1.1	0.52	0.7	0.23	6.4	10C	18C	5C	6C	7T	6C	28C
Belinelli	30	8	5	2	2	1	17	15.5	1.7	1.2	0.21	0.3	0.02	6.3	12	22	11	12	11	8	32
Poeltl	41	15	5	3	3	5	19	17.7	5.7	1.8	0.56	0.8	1.44	5.6	9T	13	4	8C	15C	6	20
Samanic	31	6	3	0	1	1	16	16.1	3.3	2.0	0.00	0.7	0.67	5.3	5C	10C	3C	4C	6C	3C	16C
Eubanks	27	11	3	2	3	4	12	12.4	3.9	0.7	0.23	1.0	0.77	4.9	6C	8C	6C	8C	11C	3C	12C
Metu	27	8	4	1	3	2	10	5.8	1.8	0.6	0.17	0.6	0.33	3.2	4T	8	4C	5C	8C	4C	10T
Carroll	17	7	3	1	4	1	6	9.0	2.1	0.7	0.13	0.7	0.13	2.2	9	19	10	13	14	6	26
Weatherspoon	19	2	3	1	1	1	4	7.1	0.6	1.0	0.27	0.5	0.09	1.1	2C	5C	1C	2C	2C	3C	4C
Zeller	4	4	0	0	0	0	2	1.9	2.0	0.0	0.00	0.0	0.00	1.0	11	17	10	10	15	6	26
SPURS	290	62	36	15	22	10	145	242.5	44.6	24.7	7.30	12.6	5.49	114.1	68	127	45	57	75	50	171
OPPONENTS	290	60	39	16	20	11	139	242.5	45.3	25.7	6.85	13.2	4.34	115.2	68	130	46	58	77	51	166

32-39 (FOURTH IN SOUTHWEST DIVISION)

SAN ANTONIO SPURS GAME-BY-GAME

SAN ANTONIO SPURS

Date	Opponent	Team/Opp	Home	Road	Total	High Scoring	High Rebounds	High Assists	Opponent Scoring	Atten.
Oct 23	NEW YORK	W120-111	1-0	0-0	1-0	Aldridge-22	Lyles-11	Murray-6	Morris-26	18,354
Oct 26	WASHINGTON	W124-122	2-0	0-0	2-0	Aldridge-27	Murray-10	Poeltl-4 Murray-4 Gay-4	Beal-25	18,354
Oct 28	PORTLAND	W113-110	3-0	0-0	3-0	DeRozan-27	Lyles-8	Murray-8	Lillard-28	18,083
Oct 31	@L.A. Clipper	L 97-103	3-0	0-1	3-1	DeRozan-29	Gay-12	Gay-4	Leonard-38	19,068
Nov 1	@Golden State	W127-110	3-0	1-1	4-1	Mills-31	Lyles-14	DeRozan-11	Russell-30	18,064
Nov 3	L.A. LAKERS	L 96-103	3-1	1-1	4-2	Murray-18	Murray-11	DeRozan-5	Davis-25	18,610
Nov 5	@Atlanta	L100-108	3-1	1-2	4-3	DeRozan-22	Lyles-12	Aldridge-4 Murray-4 DeRozan-4	Young-29	14,025
Nov 7	OKLAHOMA CITY	W121-112	4-1	1-2	5-3	Aldridge-39	Murray-8	Murray-10	Gallinari-27	18,354
Nov 9	BOSTON	L115-135	4-2	1-2	5-4	DeRozan-22	Metu-8 Lyles-8	Murray-4 DeRozan-4	Brown-30	18,354
Nov 11	MEMPHIS	L109-113	4-3	1-2	5-5	Aldridge-19	Gay-8	DeRozan-7	Ja. Jackson-24	18,627
Nov 13	@Minnesota	L114-129	4-3	1-3	5-6	DeRozan-27	Lyles-11	White-4 DeRozan-4	Wiggins-30	11,581
Nov 15	@Orlando	L109-111	4-3	1-4	5-7	DeRozan-21	Lyles-12	Murray-6	Fournier-26	16,296
Nov 16	PORTLAND	L116-121	4-4	1-4	5-8	Aldridge-30	Aldridge-13	Mills-5 White-5 DeRozan-5	McCollum-32	18,534
Nov 18	@Dallas	L110-117	4-4	1-5	5-9	DeRozan-36	Poeltl-10	DeRozan-4	Doncic-42	19,637
Nov 20	@Washington	L132-138	4-4	1-6	5-10	DeRozan-31	Aldridge-10	Forbes-7	Beal-33	14,579
Nov 22	@Philadelphia	L104-115	4-4	1-7	5-11	DeRozan-29	DeRozan-7	Mills-4 Murray-4	Harris-26	20,927
Nov 23	@New York	W111-104	4-4	2-7	6-11	Aldridge-23	Poeltl-10	White-5	Morris-20	19,320
Nov 25	L.A. LAKERS	L104-114	4-5	2-7	6-12	Aldridge-30	Poeltl-8 Murray-8	Forbes-5 DeRozan-5	James-33	18,498
Nov 27	MINNESOTA	L101-113	4-6	2-7	6-13	Aldridge-22	Gay-11	White-6	Wiggins-26	18,354
Nov 29	L.A. CLIPPERS	W107- 97	5-6	2-7	7-13	Aldridge-17 White-17	DeRozan-9	Aldridge-7	Leonard-19	18,354
Dec 1	@Detroit	L 98-132	5-6	2-8	7-14	DeRozan-20	Eubanks-8	Murray-6	Wood-28	14,270
Dec 3	HOUSTON	W135-133(2OT)	6-6	2-8	8-14	Walker-28	Poeltl-15	DeRozan-9	Harden-50	18,354
Dec 6	SACRAMENTO	W105-104(OT)	7-6	2-8	9-14	Aldridge-19	Aldridge-13	DeRozan-7	Hield-23	18,354
Dec 12	CLEVELAND	L109-117(OT)	7-7	2-8	9-15	DeRozan-21	Aldridge-10	Murray-4 DeRozan-4	Love-30	18,354
Dec 14	@Phoenix	W121-119(OT)	7-7	3-8	10-15	Mills-26	Poeltl-11	Murray-5	Rubio-25	20,013
Dec 16	@Houston	L107-109	7-7	3-9	10-16	Aldridge-19	Gay-12 Aldridge-12	DeRozan-5	Westbrook-31	18,055
Dec 19	BROOKLYN	W118-105	8-7	3-9	11-16	Mills-27	Aldridge-10	DeRozan-6	Dinwiddie-41	18,354
Dec 21	L.A. CLIPPERS	L109-134	8-8	3-9	11-17	DeRozan-24	Poeltl-5 Murray-5 Gay-5	Murray-6	Leonard-26	18,354
Dec 23	@Memphis	W145-115	8-8	4-9	12-17	Aldridge-40	Aldridge-9	DeRozan-10	Ja. Jackson-22	16,776
Dec 26	@Dallas	L 98-102	8-8	4-10	12-18	DeRozan-21	Gay-8	White-6	Doncic-24	20,427
Dec 28	DETROIT	W136-109	9-8	4-10	13-18	DeRozan-29	Aldridge-12	DeRozan-8	Rose-24	18,524
Dec 31	GOLDEN STATE	W117-113(OT)	10-8	4-10	14-18	DeRozan-24	Aldridge-12	Murray-5	Burks-28	18,354
Jan 2	OKLAHOMA CITY	L103-109	10-9	4-10	14-19	DeRozan-30	Aldridge-12	White-5	Gilgeous-Alexand-	18,354
Jan 4	@Milwaukee	L118-127	10-9	4-11	14-20	DeRozan-26	Lyles-14	DeRozan-5	G. Antetokounmpo-	18,002
Jan 6	MILWAUKEE	W126-104	11-9	4-11	15-20	DeRozan-25	Lyles-12	DeRozan-7	G. Antetokounmpo-	18,354
Jan 8	@Boston	W129-114	11-9	5-11	16-20	DeRozan-31	Poeltl-8	Forbes-6	Hayward-18	19,156
Jan 10	@Memphis	L121-134	11-9	5-12	16-21	DeRozan-36	Aldridge-9 DeRozan-9	DeRozan-9	Ja. Jackson-24	16,448
Jan 12	@Toronto	W105-104	11-9	6-12	17-21	DeRozan-25	Poeltl-10	Tied with-4	Ibaka-21	19,800
Jan 15	@Miami	L100-106	11-9	6-13	17-22	DeRozan-30	Murray-7 Lyles-7	DeRozan-7	Nunn-33	19,704
Jan 17	ATLANTA	L120-121	11-10	6-13	17-23	Aldridge-30	Murray-12	DeRozan-9	Young-31	18,354
Jan 19	MIAMI	W107-102	12-10	6-13	18-23	Aldridge-21	DeRozan-9	DeRozan-9	Adebayo-21	18,422
Jan 20	@Phoenix	W120-118	12-10	7-13	19-23	White-25	DeRozan-9	DeRozan-8	Booker-37	14,847
Jan 22	@New Orleans	W121-117	12-10	8-13	20-23	Aldridge-32	Aldridge-14	White-7	Ingram-22 Williamson-22	18,365
Jan 24	PHOENIX	L 99-103	12-11	8-13	20-24	DeRozan-30	Lyles-8 DeRozan-8	White-4 DeRozan-4	Booker-35	18,354
Jan 26	TORONTO	L106-110	12-12	8-13	20-25	White-14 DeRozan-14	Aldridge-10	DeRozan-7	Siakam-35	18,354
Jan 27	@Chicago	L109-110	12-12	8-14	20-26	DeRozan-36	Poeltl-13	Forbes-5	LaVine-23	16,071
Jan 29	UTAH	W127-120	13-12	8-14	21-26	DeRozan-38	Poeltl-8	Poeltl-5 DeRozan-5	Mitchell-31	17,887
Feb 1	CHARLOTTE	W114- 90	14-12	8-14	22-26	DeRozan-24	Murray-10	DeRozan-6	Bridges-25	18,615
Feb 3	@L.A. Clipper	L105-108	14-12	8-15	22-27	Aldridge-27	Aldridge-9	White-6	Leonard-22	19,068
Feb 4	@L.A. Lakers	L102-129	14-12	8-16	22-28	DeRozan-28	DeRozan-8	DeRozan-7	James-36	18,997
Feb 6	@Portland	L117-125	14-12	8-17	22-29	Lyles-23	Lyles-10	DeRozan-6	Lillard-26	19,653
Feb 8	@Sacramento	L102-122	14-12	8-18	22-30	Murray-17	Aldridge-10	Murray-9	Hield-31	16,756
Feb 10	@Denver	L120-127	14-12	8-19	22-31	Aldridge-33	Lyles-7	Murray-9	Murray-26	19,520
Feb 11	@Oklahoma Cit	W114-106	14-12	9-19	23-31	Aldridge-25 Murray-25	Aldridge-14	White-8	Paul-31	18,203
Feb 21	@Utah	W113-104	14-12	10-19	24-31	Murray-23	Aldridge-8	DeRozan-7	Mudiay-18 Gobert-18	18,306
Feb 23	@Oklahoma Cit	L103-131	14-12	10-20	24-32	Gay-14	Gay-6	Murray-7	Gilgeous-Alexand-	18,203
Feb 26	DALLAS	L103-109	14-13	10-20	24-33	DeRozan-27	Lyles-9	DeRozan-9	Porzingis-28	18,354
Feb 29	ORLANDO	W114-113	15-13	10-20	25-33	Lyles-20	Lyles-9	DeRozan-9	Fournier-23	18,354
Mar 2	INDIANA	L111-116	15-14	10-20	25-34	Mills-24	Murray-7	DeRozan-7	Brogdon-26	17,635
Mar 3	@Charlotte	W104-103	15-14	11-20	26-34	Murray-21	Gay-7	DeRozan-10	Rozier-20	12,008
Mar 6	@Brooklyn	L120-139	15-14	11-21	26-35	DeRozan-24	Murray-6 Gay-6	DeRozan-9	LeVert-27	16,277
Mar 8	@Cleveland	L129-132(OT)	15-14	11-22	26-36	DeRozan-25	Lyles-9 Gay-9	Murray-6	Drummond-28	17,995
Mar 10	DALLAS	W119-109	16-14	11-22	27-36	Aldridge-24	Lyles-11	DeRozan-12	Doncic-38	18,354
Jul 31	SACRAMENTO	W129-120	17-14	11-22	28-36	DeRozan-27	Gay-8 White-8	DeRozan-10	Fox-39	1
Aug 2	@Memphis	W108-106	17-14	12-22	29-36	Murray-21	Murray-10	DeRozan-7 White-7	Morant-25	1
Aug 3	@Philadelphia	L130-132	17-14	12-23	29-37	DeRozan-30	Eubanks-10	Poeltl-4	Embiid-27	1
Aug 5	DENVER	L126-132	17-15	12-23	29-38	Gay-24	Poeltl-7	DeRozan-8	Porter-30	1
Aug 7	UTAH	W119-111	18-15	12-23	30-38	White-24	Poeltl-10	Murray-6	Clarkson-24	1
Aug 9	@New Orleans	W122-113	18-15	13-23	31-38	DeRozan-27	Poeltl-14	Walker-6	Redick-31	1
Aug 11	HOUSTON	W123-105	19-15	13-23	32-38	Johnson-24	Poeltl-12	Murray-7	Westbrook-20	1
Aug 13	@Utah	L112-118	19-15	13-24	32-39	Johnson-24	Murray-14	Murray-7	Tucker-18	1

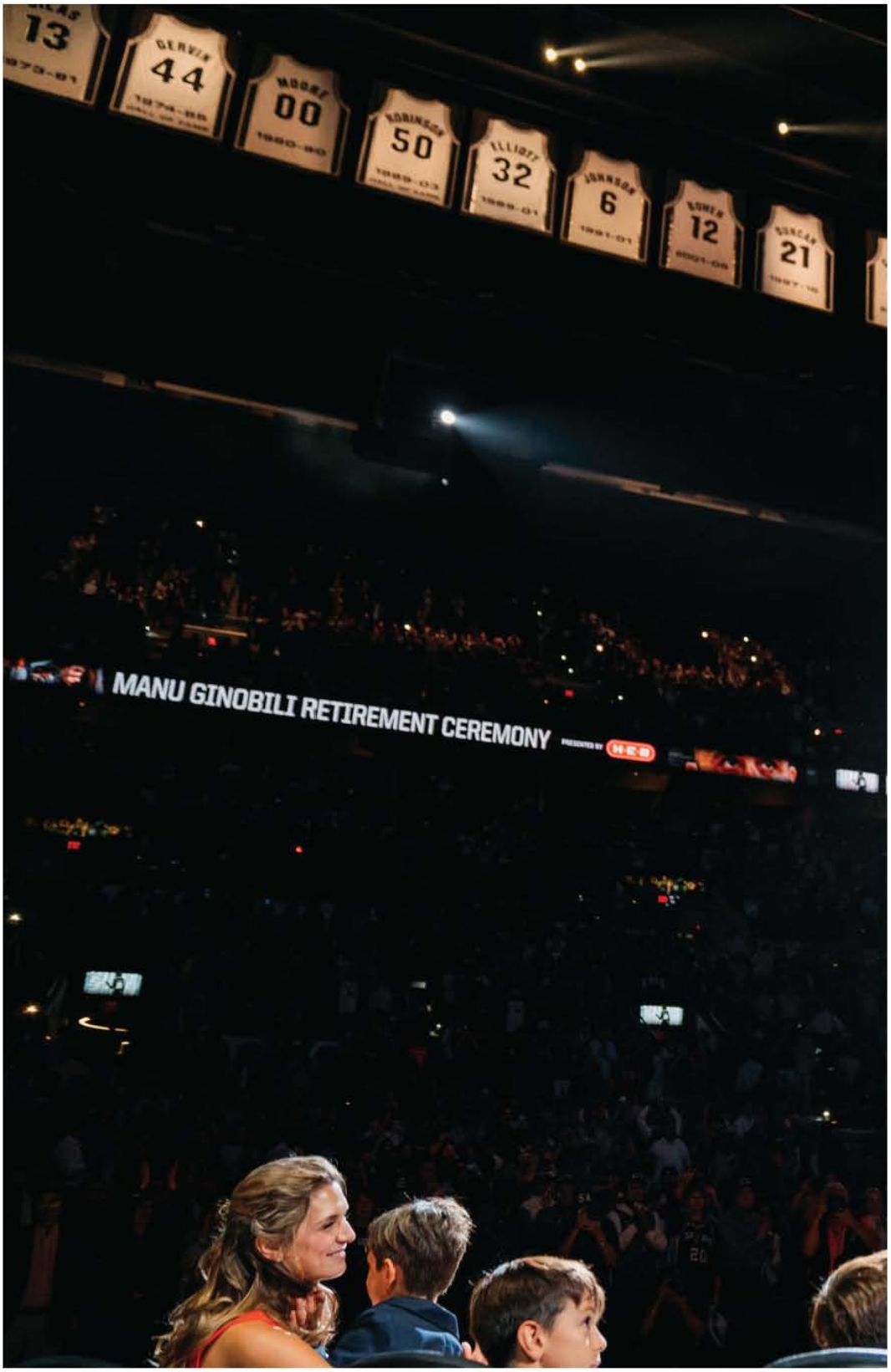
13
44
00
50
32
6
12
21
MANU GINOBILI RETIREMENT CEREMONY
PRESENTED BY
H-E-B

FORMER SPURS



#13 JAMES SILAS

Moved to San Antonio in the summer of 1973 when the Dallas Chaparrals became the San Antonio Spurs … in eight seasons with the Spurs, appeared in 540 regular season games, averaging 17.1 points, 4.0 assists and 3.0 rebounds … enjoyed his best season during the 1975–76 campaign when he averaged 23.8 points, 5.4 assists, 4.0 rebounds and 1.85 steals while appearing in all 84 games … was named an ABA All-Star in both 1975 and 1976 … injuries hit in the middle of his career … suffered a broken ankle in the 1976 ABA Playoffs … then blew out a knee in November of 1976 … was able to return from the injuries to string together three solid seasons with the Spurs before being traded to Cleveland on June 6, 1981 … had his No. 13 retired on February 28, 1984.

#44 GEORGE GERVIN

Spent 12 of his 14 seasons in professional basketball with the Spurs … captured four NBA scoring titles (only two players in history have more: Michael Jordan and Wilt Chamberlain) … appeared in 12 All-Star Games (named the MVP of the 1980 Game) … holds the NBA record (along with Carmelo Anthony) for the most points in a quarter, exploding for 33 in the second quarter on April 9, 1978 in New Orleans … inducted into the Naismith Memorial Basketball Hall of Fame on May 6, 1996 … in his 14-year professional career appeared in a total of 1,060 regular season games, averaging 25.1 points, 5.3 rebounds and 2.6 assists per contest while shooting .504 from the field and .841 from the line … scored a total of 26,595 points (which is the 13th highest combined ABA/NBA total in history) … his No. 44 was retired on December 5, 1987.



#00 JOHNNY MOORE

Spent nine seasons with the Spurs, averaging 9.4 points, 7.4 assists, 3.0 rebounds and 1.96 steals in 519 regular season games … during the 1981–82 season led the NBA in assists, averaging 9.6 assists per contest (edging out Magic Johnson of the Lakers who averaged 9.5 assists) … ranks second on the Spurs all-time assists list with 3,865 … on December 26, 1985, was diagnosed with Desert Fever … early on doctors said the disease would be fatal … showing the same fight off the court as he did on it, he beat the disease … returned to play three more seasons with the Spurs before retiring after the 1989–90 campaign … his No. 00 was retired on March 20, 1998.



#50 DAVID ROBINSON

Ended his 14-year career on June 15, 2003 with his second NBA Championship … averaged 21.1 points, 10.6 rebounds and 3.00 blocks in 987 regular season games … the Spurs all-time NBA leader in games played, points and blocked shots … the NBA's MVP in 1995, the NBA Defensive Player of the Year in 1992 and the NBA Rookie of the Year in 1990 … won the NBA's rebounding title (1991), blocked shots title (1992) and scoring title (1994) … one of only 22 players to be named to 10 All-NBA Teams … the only male basketball player in U.S. history to appear in three Olympic Games: Seoul (1988), Barcelona (1992), and Atlanta (1996) … a gentleman on the court and an All-Star in the community, he was honored with the 2001 NBA Sportsmanship Award and the 2003 J. Walter Kennedy Award … his No. 50 was retired on November 10, 2003 … was inducted into the Naismith Memorial Hall of Fame on September 11, 2009.

#32 SEAN ELLIOTT

Spent 11 of his 12 NBA seasons with the Spurs … will always be remembered for the Memorial Day Miracle … the Spurs trailed the Trail Blazers 85-83 with 12 seconds left when he caught an inbounds pass and literally tip-toed the out of bounds line while sinking a 24-foot three-pointer … the victory propelled the Spurs to their first NBA Championship … one month after the 1999 NBA Championship, announced that he would need a kidney transplant … on July 21, 1999, received a kidney from his older brother, Noel … eight months later – on March 14, 2000 – became the first NBA player to return to action after a major organ transplant … in 11 seasons with the Spurs appeared in 669 regular season games, averaging 14.4 points, 4.4 rebounds and 2.5 assists … a two-time NBA All-Star (1993 and 1996) … his No. 32 was retired on March 6, 2005.

#6 AVERY JOHNSON

Played 10 of his 16 NBA seasons in San Antonio … one of five players to spend 10-or-more seasons with the Spurs (along with Tim Duncan, Sean Elliott, George Gervin and David Robinson) … appeared in 644 regular season games with the Silver and Black, averaging 10.1 points, 6.9 assists, 2.0 rebounds and 1.11 steals in 31.1 minutes … the Spurs all-time leader in assists, with 4,474 … ranks among the team's all-time leaders in games (fifth), points (ninth with 6,486) and steals (sixth with 712) … played a key role in the Spurs first NBA Championship … averaged 12.6 points and 7.4 assists in the 1999 Playoffs … with 47.0 seconds left in Game 5 of the Finals hit an 18-foot jumper, the final basket for either team, to give the Spurs a 78-77 win over the Knicks and clinch the 1999 NBA Championship … won the 1998 NBA Sportsmanship Award … appeared in 1,054 games in his NBA career … known as the Little General, he and Calvin Murphy are the only players in NBA history under 6-feet tall to appear in over 1,000 NBA games … his No. 6 was retired on December 22, 2007.

#12 BRUCE BOWEN

Spent nine seasons (2001-09) in San Antonio and appeared in 630 games ... one of just eight players to appear in 600-plus games with the Spurs … started in every game he played in for the Silver and Black, averaging 6.4 points, 3.0 rebounds and 1.3 assists in 31.2 minutes … earned eight All-Defensive selections and was a part of three NBA Championships (2003, 2005, 2007) … became the seventh Spur to have jersey retired ... the Spurs honored Bowen on March 21, 2012 by retiring his No. 12 jersey.

#21 TIM DUNCAN

The Spurs all-time franchise leader in points, rebounds, blocks, games played and minutes played ... he is the only player in Spurs franchise history to win five NBA championships and the Silver and Black reached the playoffs in each of his 19 seasons ... since Duncan was drafted first overall in the 1997 NBA Draft, the Spurs posted the best winning percentage over any 19-year span in NBA history ... 1998 Rookie of the Year was named NBA MVP twice (2002, 2003) and NBA Finals MVP three times (1999, 2003 and 2005) ... totaled 15 All-NBA Team selections (tied for most all-time) and 15 NBA All-Defensive Team honors (most all-time), garnering both honors in the same season 15 times, the most in league history ... 15-time All-Star appeared in a total of 1,392 games and averaged 19.0 points, 10.8 rebounds, 3.0 assists and 2.17 blocks ... one of three players in NBA history to reach 1,000 career wins ... Duncan is the eighth player in Spurs history to have his jersey retired ... the Spurs retired Duncan's No. 21 jersey on Dec. 18, 2016.

#20 MANU GINOBILI

The four-time NBA Champion played all 16 of his NBA seasons with the Spurs, posting a career win percentage of .721 (762-295), which stands as the best winning percentage in NBA history among players who have appeared in at least 1,000 games. ... one of two players in NBA history, along with Bill Bradley, to win a EuroLeague title, an NBA Championship and an Olympic gold medal ... selected by San Antonio with the 57th overall pick in the 1999 NBA Draft ... appeared in 1,057 career games, averaging 13.3 points, 3.8 assists, 3.5 rebounds and 1.32 steals in 25.4 minutes. He is the Spurs all-time leader in three-pointers made (1,495) and steals (1,392), while ranking third in games played (1,057), fourth in assists (4,001), fourth in free throws made (3,380) and fifth in points (14,043) ... was named to the All-NBA Third Team in both 2008 and 2011 and was a two-time All-Star (2005 and 2011) ... the 2008 NBA Sixth Man of the Year is the first sixth man, as well as the first South American, to earn All-NBA honors ... reached the playoffs in all 16 of his NBA seasons after also playing professionally in Argentina and Italy ... played for the Argentinian National Team from 1998 to 2016, leading his home country to the gold medal at the 2004 Olympics, a silver medal in the 2002 FIBA World Championship and a bronze medal at the 2008 Olympics ... his No. 20 was raised to the rafters on May 28, 2019.

#9 TONY PARKER

Spent 17 seasons in San Antonio, helping guide the Silver and Black capture four NBA championships ... was named the 2007 NBA Finals MVP, becoming the first European Finals MVP in history ... a four-time All-NBA performer (2009, 2012, 2013, 2014) and a six-time NBA All-Star (2006, 2007, 2009, 2012, 2013, 2014) ... is the Spurs NBA leader in assists (6,829), while ranking second in games played (1,198), fourth in points (18,943) and steals (1,032), fifth in free throws made (3,309) and sixth in rebounds (3,313) ... one of five players in NBA history to post at least 19,000 points and 7,000 assists, along with Oscar Robertson, John Stockton, Gary Payton and LeBron James ... played in a total of 1,254 career games in 18 seasons with the Spurs and Charlotte Hornets, averaging 15.5 points, 5.6 assists and 2.7 rebounds in 30.5 minutes ... appeared in a total of 226 postseason contests with the Spurs, sixth most all-time ... averaged 17.9 points, 5.1 assists and 2.9 rebounds in 34.3 minutes in the postseason ... in NBA Playoffs history, he ranks fifth all-time in assists (1,143) and ninth in points (4,045) ... he and fellow Spurs jersey retirees Tim Duncan and Manu Ginobili recorded 126 postseason victories together, which are the most wins by any trio in NBA history ... his #9 was retired on Nov. 10, 2019.

AHEARN, BLAKE #19 — 6-2 G — Missouri State '07 — 5/27/84

How Obtained: Signed as free agent, 11/16/08
How Departed: Waived, 12/15/08

NBA (1 Year)					3-POINT											
YEAR	GP	MIN	FGM-FGA	PCT	FGM-FGA	PCT	FTM-FTA	PCT	REBS	AVG	AST	PF-DQ	STL	TO	BLK	PTS	AVG
08-09	3	19	2-6	.333	2-4	.500	2-2	1.000	1	0.3	2	3-0	1	1	0	8	2.7

ALDRIDGE, LAMARCUS #12 — 6-11 F — Texas '06 — 7/19/85

How Obtained: Signed as free agent, 7/9/15
How Departed: Buyout Agreement, 3/25/21

NBA (6 Years)					3-POINT											
YEAR	GP	MIN	FGM-FGA	PCT	FGM-FGA	PCT	FTM-FTA	PCT	REBS	AVG	AST	PF-DQ	STL	TO	BLK	PTS	AVG
15-16	74	2261	536-1045	.513	0-16	.000	259-302	.858	632	8.5	110	15-0	38	99	81	1331	18.0
16-17	72	2335	500-1049	.477	23-56	.411	220-271	.812	523	7.3	139	158-0	46	98	88	1243	17.3
17-18	75	2509	687-1347	.510	27-92	.293	334-399	.837	635	8.5	152	161-0	43	111	90	1735	23.1
18-19	81	2687	684-1319	.519	10-42	.238	349-412	.847	744	8.4	194	179-0	43	144	107	1727	21.3
19-20	53	1754	391-793	.493	61-157	.389	158-191	.827	392	7.4	129	128-1	36	74	87	1001	18.9
20-21	21	544	115-248	.464	27-75	.360	31-37	.838	94	4.5	36	36-0	8	20	18	288	13.7
TOT	**376**	**12090**	**2913-5801**	**.502**	**148-438**	**.338**	**1351-1612**	**.838**	**3020**	**8.0**	**760**	**813-1**	**214**	**546**	**471**	**7325**	**19.5**
NBA PLAYOFFS (4 Years)																	
2016	10	337	88-169	.521	2-2	1.00	41-46	.891	83	8.3	10	18-0	4	11	14	219	21.9
2017	16	537	110-240	.458	2-14	.143	42-55	.764	119	7.4	24	41-0	10	28	16	264	16.5
2018	5	177	37-80	.463	3-5	.600	41-42	.976	46	9.2	12	9-0	3	9	2	118	23.6
2019	7	244	55-121	.455	3-11	.273	27-33	.818	67	9.6	19	21-0	5	7	7	140	20.0
TOT	**38**	**1295**	**290-610**	**.475**	**10-32**	**.313**	**151-176**	**.858**	**315**	**8.3**	**65**	**89-0**	**22**	**55**	**39**	**741**	**19.5**
NBA ALL-STAR GAMES (3 years)																	
15-16	1	14	2-8	.250	0-0	---	0-1	.000	4	4.0	1	0-0	0	1	0	4	4.0
17-18	1	4	0-1	.000	0-0	---	0-0	---	0	0.0	0	0-0	0	0	1	0	0.0
18-19	1	11	1-2	.500	0-0	---	0-0	---	4	4.0	1	0-0	0	0	0	2	2.0
TOT	**3**	**29**	**3-11**	**.272**	**0-0**	**---**	**0-1**	**.000**	**4**	**2.7**	**2**	**0-0**	**0**	**1**	**1**	**6**	**2.0**

ALEXANDER, CORY #1 — 6-1 G — Virginia '95 — 6/22/73

How Obtained: First round pick, 1995 Draft, 29th overall
How Departed: Waived, 2/27/98

NBA (3 Years)					3-POINT											
YEAR	GP	MIN	FGM-FGA	PCT	FGM-FGA	PCT	FTM-FTA	PCT	REBS	AVG	AST	PF-DQ	STL	TO	BLK	PTS	AVG
95-96	60	560	63-155	.406	26-66	.394	16-25	.640	42	0.7	121	94-0	27	68	2	168	2.8
96-97	80	1454	194-490	.396	94-252	.373	95-129	.736	123	1.5	254	148-0	82	146	16	577	7.2
97-98	37	501	60-145	.414	20-64	.313	25-37	.676	47	1.3	71	53-2	25	47	5	165	4.5
TOT	**177**	**2515**	**317-790**	**.401**	**140-382**	**.366**	**136-191**	**.712**	**212**	**1.2**	**446**	**295-2**	**134**	**261**	**23**	**910**	**5.1**
NBA PLAYOFFS (1 Year)																	
1996	9	70	10-24	.417	1-5	.200	5-7	.714	9	1.0	9	8-0	2	6	0	26	2.9

ANDERSON, DEREK #1 — 6-5 G — Kentucky '97 — 7/18/74

How Obtained: Signed as free agent, 8/4/00
How Departed: Traded to Portland, with Kerr, for S. Smith, 7/25/01

NBA (1 Year)					3-POINT											
YEAR	GP	MIN	FGM-FGA	PCT	FGM-FGA	PCT	FTM-FTA	PCT	REBS	AVG	AST	PF-DQ	STL	TO	BLK	PTS	AVG
00-01	82	2859	413-993	.416	101-253	.399	342-402	.851	363	4.4	301	188-1	120	165	14	1269	15.5
NBA PLAYOFFS (1 Year)																	
2001	7	194	16-61	.262	6-22	.273	16-21	.762	19	2.7	17	10-0	3	15	0	54	7.7

ANDERSON, GREG "CADILLAC" #33 — 6-10 C — Houston '87 — 6/22/64

How Obtained: (1) First round pick, 1987 Draft, 23rd overall (2) Signed as free agent, 9/29/95
How Departed: (1) Traded to Milwaukee, along with Robertson, for Cummings, 5/28/89 (2) Unsigned free agent, 7/97

NBA (4 Years)					3-POINT											
YEAR	GP	MIN	FGM-FGA	PCT	FGM-FGA	PCT	FTM-FTA	PCT	REBS	AVG	AST	PF-DQ	STL	TO	BLK	PTS	AVG
87-88	82	1984	379-756	.501	1-5	.200	198-328	.604	513	6.3	79	228-1	54	143	122	957	11.7
88-89	82	2401	460-914	.503	0-3	.000	207-403	.514	676	8.2	61	221-2	102	180	103	1127	13.7
95-96	46	344	24-47	.511	0-1	.000	6-25	.240	100	2.2	10	66-0	9	22	24	54	1.2
96-97	82	1659	130-262	.496	0-1	.000	62-93	.667	448	5.5	34	225-2	63	73	67	322	3.9
TOT	**292**	**6388**	**993-1979**	**.502**	**1-10**	**.100**	**473-849**	**.557**	**1737**	**5.9**	**184**	**740-5**	**228**	**418**	**316**	**2460**	**8.4**
NBA PLAYOFFS (2 Years)																	
1988	3	95	17-36	.472	0-0	.000	4-9	.444	21	7.0	3	10-1	2	10	4	38	12.7
1996	6	34	0-5	.000	0-0	.000	1-2	.500	9	1.5	0	5-0	2	4	1	1	0.2
TOT	**9**	**129**	**17-41**	**.415**	**0-0**	**.000**	**5-11**	**.455**	**30**	**3.3**	**3**	**15-0**	**4**	**14**	**5**	**39**	**4.3**

ANDERSON, JAMES #25 — 6-6 G — Oklahoma State '10 — 3/25/89

How Obtained: First round pick, 2010 Draft, 20th overall
How Departed: Unsigned Free Agent, 8/12

NBA (2 Years)					3-POINT											
YEAR	GP	MIN	FGM-FGA	PCT	FGM-FGA	PCT	FTM-FTA	PCT	REBS	AVG	AST	PF-DQ	STL	TO	BLK	PTS	AVG
10-11	26	286	31-81	.383	18-46	.391	14-18	.778	23	0.9	18	24-0	3	13	6	94	3.6
11-12	51	603	66-174	.379	19-68	.279	39-52	.750	79	1.5	41	35-0	8	30	2	190	3.7
TOT	**77**	**889**	**97-255**	**.380**	**37-114**	**.325**	**53-70**	**.757**	**102**	**1.3**	**59**	**59-0**	**11**	**43**	**8**	**284**	**3.7**

ANDERSON, KYLE #1 — 6-9 F — UCLA '14 — 9/20/93

How Obtained: First round pick, 2014 Draft, 30th overall
How Departed: Unsigned Free Agent, 7/18

NBA (4 Years)					3-POINT												
YEAR	**GP**	**MIN**	**FGM-FGA**	**PCT**	**FGM-FGA**	**PCT**	**FTM-FTA**	**PCT**	**REBS**	**AVG**	**AST**	**PF-DQ**	**STL**	**TO**	**BLK**	**PTS**	**AVG**
14-15	33	358	31-89	.348	3-11	.273	9-14	.643	72	2.2	28	28-0	15	10	7	74	2.2
15-16	78	1245	138-295	.468	12-37	.324	62-83	.747	244	3.1	123	97-0	60	59	29	350	4.5
16-17	72	1020	93-209	.445	15-40	.375	45-57	.789	208	2.9	91	63-0	51	39	26	246	3.4
17-18	74	1978	231-438	.527	19-57	.333	104-146	.712	396	5.4	202	114-0	115	94	60	585	7.9
TOT	**257**	**4602**	**493-1031**	**.478**	**49-145**	**.338**	**220-300**	**.733**	**920**	**3.6**	**444**	**302-0**	**241**	**202**	**122**	**1255**	**4.9**
NBA PLAYOFFS (3 Years)																	
2016	10	129	8-25	.320	1-3	.333	6-7	.857	24	2.4	7	11-0	6	4	3	23	2.3
2017	15	195	36-64	.563	3-10	.300	8-11	.727	46	3.1	25	8-0	10	7	2	83	5.5
2018	5	74	12-20	.600	0-4	.000	3-4	.750	13	2.6	3	10-0	6	3	1	27	5.4
TOT	**30**	**397**	**56-109**	**.514**	**4-17**	**.235**	**17-22**	**.773**	**83**	**2.8**	**35**	**29-0**	**22**	**14**	**6**	**133**	**4.4**

ANDERSON, MICHAEL #10 — 5-11 G — Drexel '88 — 3/23/66

How Obtained: Signed 10-day contract, 1/26/89; Signed 10-day contract, 2/6/89; Signed for season, 2/15/89
How Departed: Waived, 4/18/89

NBA (1 Year)					3-POINT												
YEAR	**GP**	**MIN**	**FGM-FGA**	**PCT**	**FGM-FGA**	**PCT**	**FTM-FTA**	**PCT**	**REBS**	**AVG**	**AST**	**PF-DQ**	**STL**	**TO**	**BLK**	**PTS**	**AVG**
88-89	36	730	73-175	.417	1-7	.143	57-82	.695	89	2.5	153	64-0	44	84	3	204	5.7

ANDERSON, WILLIE #40 — 6-8 G — Georgia '88 — 1/8/67

How Obtained: First round pick, 1988 Draft, 10th overall
How Departed: Selected by Toronto in 1995 NBA Expansion Draft, 6/24/95

NBA (7 Years)					3-POINT												
YEAR	**GP**	**MIN**	**FGM-FGA**	**PCT**	**FGM-FGA**	**PCT**	**FTM-FTA**	**PCT**	**REBS**	**AVG**	**AST**	**PF-DQ**	**STL**	**TO**	**BLK**	**PTS**	**AVG**
88-89	81	2738	640-1285	.498	4-21	.190	224-289	.775	417	5.1	372	295-8	150	261	62	1508	18.6
89-90	82	2788	532-1082	.492	7-26	.269	217-290	.748	372	4.5	364	252-3	111	198	58	1288	15.7
90-91	75	2592	453-991	.457	7-35	.200	170-213	.798	351	4.7	358	226-4	79	167	46	1083	14.4
91-92	57	1889	312-685	.455	13-56	.232	107-138	.775	300	5.3	302	151-2	54	140	51	744	13.1
92-93	38	560	80-186	.430	1-8	.125	22-28	.786	57	1.5	79	52-0	14	44	6	183	4.8
93-94	80	2488	394-837	.471	22-68	.324	145-171	.848	242	3.0	347	187-1	71	153	46	955	11.9
94-95	38	556	76-162	.469	3-19	.158	30-41	.732	55	1.4	53	71-1	26	38	10	185	4.9
TOT	**451**	**13611**	**2487-5228**	**.476**	**57-233**	**.245**	**915-1170**	**.782**	**1794**	**4.0**	**1875**	**1234-19**	**505**	**1001**	**279**	**5946**	**13.2**
NBA PLAYOFFS (5 Years)																	
1990	10	375	87-168	.518	2-5	.400	29-36	.806	54	5.4	52	40-2	9	26	4	205	20.5
1991	4	159	33-68	.485	2-10	.200	8-13	.615	19	4.8	19	16-0	6	13	2	76	19.0
1993	10	219	37-82	.451	6-11	.545	15-17	.882	23	2.3	28	23-0	9	12	2	95	9.5
1994	4	106	14-37	.378	1-1	1.000	4-7	.571	8	2.0	12	7-0	5	4	2	33	8.3
1995	11	97	9-20	.450	0-1	.000	2-3	.667	12	1.1	10	12-0	5	8	0	20	1.8
TOT	**39**	**956**	**180-375**	**.480**	**11-28**	**.393**	**58-76**	**.763**	**116**	**3.0**	**121**	**98-2**	**34**	**63**	**10**	**429**	**11.0**

ANTHONY, JOEL #30 — 6-9 F/C — UNLV '08 — 8/9/82

How Obtained: Signed as free agent, 2/12/17
How Departed: Unsigned free agent, 7/17

NBA (1 Year)					3-POINT												
YEAR	**GP**	**MIN**	**FGM-FGA**	**PCT**	**FGM-FGA**	**PCT**	**FTM-FTA**	**PCT**	**REBS**	**AVG**	**AST**	**PF-DQ**	**STL**	**TO**	**BLK**	**PTS**	**AVG**
16-17	19	122	10-16	.625	0-0	.000	5-8	.625	31	1.6	3	11-0	2	4	6	25	1.3
NBA PLAYOFFS (1 Year)																	
2017	3	15	3-4	.750	0-0	.000	0-1	.000	4	1.3	0	2-0	0	1	2	6	2.0

AVERITT, WILLIAM #10 — 6-1 G — Pepperdine '73 — 7/22/52

How Obtained: Contract purchased from San Diego, 1973
How Departed: Traded to Kentucky for second round pick in '75 and cash, 6/24/74

ABA (1 Year)					3-POINT												
YEAR	**GP**	**MIN**	**FGM-FGA**	**PCT**	**FGM-FGA**	**PCT**	**FTM-FTA**	**PCT**	**REBS**	**AVG**	**AST**	**PF-DQ**	**STL**	**TO**	**BLK**	**PTS**	**AVG**
73-74	74	1639	343-912	.376	9-50	.180	156-224	.696	121	1.6	132	166-0	63	137	6	851	11.5
ABA PLAYOFFS (1 Year)																	
1974	6	104	19-51	.373	0-3	.000	15-19	.789	11	1.8	2	11-0	1	9	4	53	8.8

AYRES, JEFF #11 — 6-9 F/C — Arizona State '09 — 4/29/87

How Obtained: Signed as free agent, 7/11/13
How Departed: Unsigned free agent, 7/15

NBA (2 Years)					3-POINT												
YEAR	**GP**	**MIN**	**FGM-FGA**	**PCT**	**FGM-FGA**	**PCT**	**FTM-FTA**	**PCT**	**REBS**	**AVG**	**AST**	**PF-DQ**	**STL**	**TO**	**BLK**	**PTS**	**AVG**
13-14	73	952	101-174	.580	0-0	.000	38-55	.691	258	3.5	60	146-0	13	63	25	240	3.3
14-15	51	383	55-95	.579	0-0	.000	27-36	.750	117	2.3	14	60-0	8	26	8	137	2.7
TOT	**124**	**1335**	**156-269**	**.580**	**0-0**	**.000**	**65-91**	**.714**	**375**	**3.0**	**74**	**206-0**	**21**	**89**	**33**	**377**	**3.0**
NBA PLAYOFFS (2 Years)																	
2014	17	65	6-13	.462	0-0	.000	5-8	.625	19	1.1	5	6-0	0	1	0	17	1.0
2015	3	12	0-1	.000	0-0	.000	0-0	.000	3	1.0	2	0-0	0	0	0	0	0.0
TOT	**20**	**77**	**6-14**	**.429**	**0-0**	**.000**	**5-8**	**.625**	**22**	**1.1**	**7**	**6-0**	**0**	**1**	**0**	**17**	**0.9**

BANKS, GENE #20 — 6-8 F — Duke '81 — 5/15/59

How Obtained: First round pick, 1981 Draft, 28th overall
How Departed: Traded to Chicago for S. Johnson and 2nd round pick in '85, 6/18/85

NBA (4 Years)					3-POINT											
YEAR	**GP**	**MIN**	**FGM-FGA**	**PCT**	**FGM-FGA**	**PCT**	**FTM-FTA**	**PCT**	**REBS**	**AVG**	**AST**	**PF-DQ**	**STL**	**TO**	**BLK**	**PTS**	**AVG**
81-82	80	1700	311-652	.477	0-8	.000	145-212	.684	411	5.1	147	199-2	55	106	17	767	9.6
82-83	81	2722	505-919	.550	0-5	.000	196-278	.705	612	7.6	279	229-3	78	171	21	1206	14.9
83-84	80	2600	424-747	.568	1-6	.167	200-270	.741	582	7.3	254	256-5	105	166	23	1049	13.1
84-85	82	2091	289-493	.586	1-3	.333	199-257	.774	445	5.4	234	220-3	65	140	13	778	9.5
TOT	**323**	**9113**	**1529-2811**	**.544**	**2-22**	**.090**	**740-1017**	**.728**	**2050**	**6.3**	**914**	**904-13**	**303**	**583**	**74**	**3800**	**11.8**
NBA PLAYOFFS (3 Years)																	
1982	9	146	30-65	.462	0-1	.000	4-10	.400	43	4.8	9	12-0	4	6	3	64	7.1
1983	11	398	76-150	.507	0-0	.000	23-35	.657	76	6.9	50	25-1	11	21	1	175	15.9
1985	1	10	0-1	.000	0-0	.000	0-0	.000	0	0.0	1	3-0	0	2	0	0	0.0
TOT	**21**	**554**	**106-216**	**.491**	**0-1**	**.000**	**27-45**	**.600**	**119**	**5.7**	**60**	**40-1**	**15**	**29**	**4**	**239**	**11.4**

BARDO, STEVE #42 — 6-6 G — Illinois '90 — 4/5/68

How Obtained: (1) Signed as free agent, 9/5/91; (2) Signed to 10-day contract, 2/19/92
How Departed: (1) Waived, 11/12/91; (2) Waived, 2/27/92

NBA (1 Year)					3-POINT											
YEAR	**GP**	**MIN**	**FGM-FGA**	**PCT**	**FGM-FGA**	**PCT**	**FTM-FTA**	**PCT**	**REBS**	**AVG**	**AST**	**PF-DQ**	**STL**	**TO**	**BLK**	**PTS**	**AVG**
91-92	1	1	0-0	.000	0-0	.000	0-0	.000	1	1.0	0	0-0	0	0	0	0	0.0

BARRY, BRENT #17 — 6-7 G — Oregon State '95 — 12/31/71

How Obtained: (1) Signed as free agent, 7/15/04. (2) Signed as a free agent, 3/24/08
How Departed: (1) Traded to Seattle with Elson and a first round pick for Thomas, 2/20/08. (2) Unsigned free agent, 7/08

NBA (4 Years)					3-POINT											
YEAR	**GP**	**MIN**	**FGM-FGA**	**PCT**	**FGM-FGA**	**PCT**	**FTM-FTA**	**PCT**	**REBS**	**AVG**	**AST**	**PF-DQ**	**STL**	**TO**	**BLK**	**PTS**	**AVG**
04-05	81	1742	194-459	.423	100-280	.357	113-135	.837	190	2.3	178	123-0	39	64	20	601	7.4
05-06	74	1259	156-345	.452	80-202	.396	39-59	.661	159	2.1	123	99-1	39	52	27	431	5.8
06-07	75	1631	202-425	.475	128-287	.446	103-117	.880	160	2.1	138	88-0	56	61	12	635	8.5
07-08	31	554	77-160	.481	48-112	.429	19-20	.950	55	1.8	67	93-0	29	56	10	221	7.1
TOT	**261**	**5186**	**629-1389**	**.453**	**356-881**	**.404**	**274-331**	**.828**	**564**	**2.2**	**506**	**403-1**	**163**	**233**	**69**	**1888**	**7.2**
NBA PLAYOFFS (4 Years)																	
04-05	23	555	48-105	.457	28-66	.424	17-21	.810	56	2.4	44	44-1	15	27	4	141	6.1
05-06	13	301	34-61	.557	17-34	.500	16-21	.762	32	2.5	22	29-0	9	9	3	101	7.8
06-07	19	225	21-60	.350	15-49	.306	2-2	1.000	25	1.3	21	17-0	4	11	2	59	3.1
07-08	16	227	26-53	.491	19-41	.463	12-15	.800	18	1.1	17	22-0	6	9	2	83	5.2
TOT	**71**	**1308**	**129-279**	**.462**	**79-190**	**.416**	**47-59**	**.797**	**131**	**1.8**	**104**	**112-1**	**34**	**56**	**11**	**384**	**5.4**

BASSETT, TIM #21 — 6-8 F — Georgia '73 — 4/1/51

How Obtained: Signed as free agent, 3/22/80
How Departed: Waived, 6/6/80

NBA (1 Year)					3-POINT											
YEAR	**GP**	**MIN**	**FGM-FGA**	**PCT**	**FGM-FGA**	**PCT**	**FTM-FTA**	**PCT**	**REBS**	**AVG**	**AST**	**PF-DQ**	**STL**	**TO**	**BLK**	**PTS**	**AVG**
79-80	5	72	4-12	.333	0-0	.000	2-3	.667	15	3.0	10	13-0	3	5	0	10	2.0
NBA PLAYOFFS (1 Year)																	
1980	3	19	1-2	.500	0-0	.000	0-0	.000	1	0.3	0	7-0	0	1	0	2	0.7

BATEER, MENGKE #34 — 6-11 C — Inner Mongolia, China — 11/20/75

How Obtained: From Detroit for a second round pick in '03, 10/3/02
How Departed: Unsigned free agent, 7/16/03

NBA (1 Year)					3-POINT											
YEAR	**GP**	**MIN**	**FGM-FGA**	**PCT**	**FGM-FGA**	**PCT**	**FTM-FTA**	**PCT**	**REBS**	**AVG**	**AST**	**PF-DQ**	**STL**	**TO**	**BLK**	**PTS**	**AVG**
02-03	12	46	4-17	.235	1-3	.333	0-2	.000	10	0.8	4	14-0	0	6	0	9	0.8

BATTON, DAVE #45 — 6-10 C — Notre Dame '78 — 3/26/56

How Obtained: From Washington for future considerations, 7/11/83
How Departed: Waived, 11/10/83

NBA (1 Year)					3-POINT											
YEAR	**GP**	**MIN**	**FGM-FGA**	**PCT**	**FGM-FGA**	**PCT**	**FTM-FTA**	**PCT**	**REBS**	**AVG**	**AST**	**PF-DQ**	**STL**	**TO**	**BLK**	**PTS**	**AVG**
83-84	4	31	5-10	.500	0-0	.000	0-0	.000	4	1.0	3	5-0	0	4	3	10	2.5

BAYNES, ARON #16 — 6-10 F/C — Washington State '09 — 12/9/86

How Obtained: Signed as free agent, 1/23/13
How Departed: Unsigned free agent, 7/15

NBA (3 Years)					3-POINT											
YEAR	**GP**	**MIN**	**FGM-FGA**	**PCT**	**FGM-FGA**	**PCT**	**FTM-FTA**	**PCT**	**REBS**	**AVG**	**AST**	**PF-DQ**	**STL**	**TO**	**BLK**	**PTS**	**AVG**
12-13	16	141	18-36	.500	0-1	.000	7-12	.583	32	2.0	5	23-0	1	11	6	43	2.7
13-14	53	491	71-163	.436	0-0	.000	19-21	.905	145	2.7	34	77-1	2	36	5	161	3.0
14-15	70	1122	185-327	.566	1-4	.250	90-104	.865	318	4.5	35	162-3	16	65	22	461	6.6
TOT	**139**	**1754**	**274-526**	**.521**	**1-5**	**.200**	**116-137**	**.847**	**495**	**3.6**	**74**	**262-4**	**19**	**112**	**33**	**665**	**4.8**
NBA PLAYOFFS (3 Years)																	
2013	4	23	4-7	.571	0-0	.000	0-0	.000	5	1.3	0	4-0	0	1	0	8	2.0
2014	14	101	12-24	.500	0-1	.000	8-10	.800	31	2.2	0	15-0	3	7	0	32	2.3
2015	4	40	3-10	.300	0-0	.000	3-3	1.000	10	2.5	1	9-1	0	3	0	9	2.3
TOT	**22**	**164**	**19-41**	**.463**	**0-1**	**.000**	**11-13**	**.846**	**46**	**2.1**	**1**	**28-1**	**3**	**11**	**0**	**49**	**2.2**

BEDFORD, WILLIAM #00 — 7-1 C — Memphis State '86 — 12/3/63

How Obtained: Signed as free agent, 10/26/92
How Departed: Waived, 1/4/93

NBA (1 Year)					3-POINT											
YEAR	**GP**	**MIN**	**FGM-FGA**	**PCT**	**FGM-FGA**	**PCT**	**FTM-FTA**	**PCT**	**REBS**	**AVG**	**AST**	**PF-DQ**	**STL**	**TO**	**BLK**	**PTS**	**AVG**
92-93	16	66	9-27	.333	1-1	1.000	6-12	.500	10	0.6	0	15-0	0	1	1	25	1.6

BELINELLI, MARCO #3 — 6-5 G Italy — 3/25/86

How Obtained: (1) Signed as free agent, 7/11/13 (2) Signed as free agent, 7/20/18
How Departed: (1) Unsigned free agent, 7/15 (2) Unsigned free agent, 11/20

NBA (4 Years)					3-POINT												
YEAR	**GP**	**MIN**	**FGM-FGA**	**PCT**	**FGM-FGA**	**PCT**	**FTM-FTA**	**PCT**	**REBS**	**AVG**	**AST**	**PF-DQ**	**STL**	**TO**	**BLK**	**PTS**	**AVG**
13-14	80	2016	337-695	.485	126-293	.430	111-131	.847	226	2.8	179	130-0	50	95	7	911	11.4
14-15	62	1388	199-470	.423	86-230	.374	84-99	.848	157	2.5	94	85-0	31	61	3	568	9.2
18-19	79	1815	285-690	.413	147-395	.372	112-124	.903	198	2.5	132	121-0	35	72	8	829	10.5
19-20	57	883	123-314	.392	67-178	.376	48-58	.828	99	1.7	69	45-0	12	19	1	361	6.3
TOT	**278**	**6102**	**944-2169**	**.435**	**426-1096**	**.389**	**355-412**	**.862**	**680**	**2.4**	**474**	**381-0**	**128**	**247**	**19**	**2669**	**9.6**
NBA PLAYOFFS (3 Years)																	
2014	23	356	44-99	.444	16-38	.421	21-22	.955	52	2.3	19	23-0	3	12	0	125	5.4
2015	7	116	20-39	.513	14-30	.467	11-13	.846	13	1.9	10	10-0	2	5	0	65	9.3
2019	7	131	14-38	.368	8-21	.381	5-6	.833	13	1.9	8	7-0	0	2	2	41	5.9
TOT	**37**	**603**	**78-176**	**.443**	**38-89**	**.427**	**37-41**	**.902**	**78**	**2.1**	**37**	**40-0**	**5**	**19**	**2**	**231**	**6.2**

BERRY, WALTER #6 — 6-8 F St. John's '86 — 5/14/64

How Obtained: From Portland for Duckworth, 12/18/86
How Departed: Traded to New Jersey for Comegys, 8/29/88

NBA (2 Years)					3-POINT												
YEAR	**GP**	**MIN**	**FGM-FGA**	**PCT**	**FGM-FGA**	**PCT**	**FTM-FTA**	**PCT**	**REBS**	**AVG**	**AST**	**PF-DQ**	**STL**	**TO**	**BLK**	**PTS**	**AVG**
86-87	56	1567	401-758	.529	0-3	.000	186-287	.648	302	5.4	104	188-2	36	153	40	988	17.6
87-88	73	1922	540-960	.563	0-0	.000	192-320	.600	395	5.4	110	207-2	55	162	63	1272	17.4
TOT	**129**	**3489**	**941-1718**	**.548**	**0-3**	**.000**	**378-607**	**.639**	**697**	**5.4**	**214**	**395-4**	**91**	**315**	**103**	**2260**	**17.5**
NBA PLAYOFFS (1 Year)																	
1988	3	94	27-50	.540	0-1	.000	12-15	.800	21	7.0	6	10-0	5	11	2	66	22.0

BERTANS, DAVIS #42 — 6-10 F Valmiera, Latvia — 11/12/92

How Obtained: From Indiana, along with Leonard and Lorbek for Hill, 6/23/11
How Departed: Traded to Washington for Carroll, 7/6/19

NBA (3 Years)					3-POINT												
YEAR	**GP**	**MIN**	**FGM-FGA**	**PCT**	**FGM-FGA**	**PCT**	**FTM-FTA**	**PCT**	**REBS**	**AVG**	**AST**	**PF-DQ**	**STL**	**TO**	**BLK**	**PTS**	**AVG**
16-17	67	808	103-234	.440	69-173	.399	28-34	.824	98	1.5	46	75-0	20	32	28	303	4.5
17-18	77	1086	161-366	.440	94-252	.373	40-49	.816	153	2.0	74	93-0	26	36	28	456	5.9
18-19	76	1632	204-453	.450	145-338	.429	53-60	.883	264	3.5	100	133-0	35	43	33	606	8.0
TOT	**220**	**3526**	**468-1053**	**.444**	**308-763**	**.404**	**121-143**	**.846**	**515**	**2.3**	**220**	**301-0**	**81**	**111**	**89**	**1365**	**6.2**
NBA PLAYOFFS (3 Years)																	
2017	13	112	12-27	.444	8-20	.400	4-6	.667	20	1.5	3	7-0	3	6	4	36	2.8
2018	5	82	3-18	.167	3-16	.188	8-11	.727	11	2.2	6	10-0	2	1	0	17	3.4
2019	5	79	5-15	.333	3-11	.273	3-5	.600	8	1.6	5	10-0	0	1	1	16	3.2
TOT	**23**	**273**	**20-60**	**.333**	**14-47**	**.298**	**15-22**	**.682**	**39**	**1.7**	**14**	**27-0**	**5**	**8**	**5**	**16**	**3.0**

BLAB, UWE #33 — 7-1 C Indiana '85 — 3/26/62

How Obtained: From Golden State for C. Welp, 2/22/90
How Departed: Waived, 10/1/90

NBA (1 Year)					3-POINT												
YEAR	**GP**	**MIN**	**FGM-FGA**	**PCT**	**FGM-FGA**	**PCT**	**FTM-FTA**	**PCT**	**REBS**	**AVG**	**AST**	**PF-DQ**	**STL**	**TO**	**BLK**	**PTS**	**AVG**
89-90	7	50	6-11	.545	0-0	.000	3-6	.500	9	1.3	1	9-0	0	5	0	15	2.1
NBA PLAYOFFS (1 Year)																	
1990	2	5	0-1	.000	0-0	.000	3-6	.500	2	1	1	0-0	0	0	0	3	1.5

BLACKWELL, NATE #3 — 6-4 G Temple '87 — 2/15/65

How Obtained: Second round pick, 1987 Draft, 27th overall
How Departed: Waived, 12/1/87

NBA (1 Year)					3-POINT												
YEAR	**GP**	**MIN**	**FGM-FGA**	**PCT**	**FGM-FGA**	**PCT**	**FTM-FTA**	**PCT**	**REBS**	**AVG**	**AST**	**PF-DQ**	**STL**	**TO**	**BLK**	**PTS**	**AVG**
87-88	10	112	15-41	.366	2-11	.182	5-6	.833	6	0.6	18	16-0	3	8	0	37	3.7

BLAIR, DEJUAN #45 — 6-7 C/F Pittsburgh '09 — 4/22/89

How Obtained: Second round pick, 2009 Draft, 37th overall
How Departed: Unsigned free agent, 7/13

NBA (4 Years)					3-POINT												
YEAR	**GP**	**MIN**	**FGM-FGA**	**PCT**	**FGM-FGA**	**PCT**	**FTM-FTA**	**PCT**	**REBS**	**AVG**	**AST**	**PF**	**STL**	**TO**	**BLK**	**PTS**	**AVG**
09-10	82	1494	275-495	.556	0-2	.000	88-161	.547	326	6.4	65	224	50	112	39	638	7.8
10-11	81	1734	292-583	.501	0-2	.000	90-137	.657	350	7.0	77	213	95	113	42	674	8.3
11-12	64	1362	269-204	.534	0-1	.000	73-119	.613	197	5.5	78	168	59	92	12	611	9.5
12-13	61	851	142-271	.524	0-1	.000	44-70	.629	164	3.8	45	112	37	49	10	328	5.4
TOT	**288**	**5441**	**978-1853**	**.528**	**0-6**	**.000**	**295-487**	**.606**	**1672**	**5.8**	**265**	**717**	**241**	**366**	**103**	**2251**	**7.8**
NBA PLAYOFFS (4 Years)																	
09-10	10	91	16-32	.500	0-0	.000	5-9	.556	39	3.9	5	18-0	5	2	4	37	3.7
10-11	4	50	7-21	.333	0-0	.000	3-5	.600	13	3.3	2	6-0	0	2	1	17	4.3
11-12	10	76	17-27	.630	0-0	.000	3-6	.500	23	2.3	2	10-0	3	1	1	37	3.7
12-13	12	76	21-34	.618	0-0	.000	8-13	.615	24	2.0	7	14-0	5	1	1	47	3.9
TOT	**36**	**293**	**61-114**	**.535**	**0-0**	**.000**	**16-29**	**.552**	**99**	**2.8**	**16**	**48-0**	**13**	**6**	**7**	**138**	**3.8**

BOGANS, KEITH #10 — 6-5 G/F Kentucky '03 — 5/12/80

How Obtained: Signed as free agent, 9/21/09
How Departed: Unsigned free agent, 8/10

NBA (1 Year)					3-POINT												
YEAR	**GP**	**MIN**	**FGM-FGA**	**PCT**	**FGM-FGA**	**PCT**	**FTM-FTA**	**PCT**	**REBS**	**AVG**	**AST**	**PF-DQ**	**STL**	**TO**	**BLK**	**PTS**	**AVG**
09-10	79	1559	120-298	.403	70-196	.357	37-50	.740	176	2.2	95	156-1	45	53	12	347	4.4
NBA PLAYOFFS (1 Year)																	
09-10	8	55	2-10	.200	1-6	.167	0-0	.000	6	0.8	2	9-0	2	2	1	5	0.6

BONNER, MATT #15 — 6-10 F/C — Florida '03 — 4/5/80

How Obtained: From Toronto - along with Eric Williams and a 2009 second round pick, in exchange for Rasho Nesterovic, on 06/21/06
How Departed: Unsigned free agent, 7/05

NBA (10 Years)					3-POINT											
YEAR	**GP**	**MIN**	**FGM-FGA**	**PCT**	**FGM-FGA**	**PCT**	**FTM-FTA**	**PCT**	**REBS**	**AVG**	**AST**	**PF-DQ**	**STL**	**TO**	**BLK**	**PTS**	**AVG**
06-07	56	653	106-237	.447	36-94	.383	27-38	.711	156	2.8	22	67-1	17	25	11	275	4.9
07-08	68	853	121-291	.416	46-137	.336	38-44	.864	192	2.8	32	111-0	14	39	17	326	4.8
08-09	81	1928	266-536	.496	118-268	.440	17-23	.739	386	4.8	82	190-1	47	37	26	667	8.2
09-10	65	1161	166-372	.446	90-231	.390	35-48	.729	214	3.3	68	109-1	30	39	24	457	7.0
10-11	66	1432	172-371	.464	105-230	.457	32-43	.744	239	3.6	60	110-0	26	27	21	481	7.3
11-12	65	1326	154-350	.440	105-250	.420	16-21	.762	214	3.3	61	68-0	15	14	21	429	6.6
12-13	68	909	112-230	.487	53-120	.442	11-15	.733	129	1.9	36	86-0	17	16	19	288	4.2
13-14	61	690	73-164	.445	42-98	.429	9-12	.750	130	2.1	31	49-0	15	16	11	197	3.2
14-15	72	935	94-230	.409	46-126	.365	30-37	.811	115	1.6	47	65-0	10	11	12	264	3.7
15-16	30	206	29-57	.509	15-34	.441	3-4	.750	27	0.9	9	16-0	6	3	1	76	2.5
TOT	**632**	**10092**	**1293-2838**	**.456**	**656-1588**	**.413**	**218-285**	**.765**	**1802**	**2.9**	**448**	**871-3**	**197**	**227**	**163**	**3460**	**5.5**
NBA PLAYOFFS (9 Years)																	
06-07	9	25	2-7	.286	1-4	.250	2-2	1.000	3	0.3	0	6-0	2	3	0	7	0.8
07-08	2	9	2-3	.667	0-0	---	0-0	---	2	1.0	2	0-0	0	0	0	4	2.0
08-09	5	100	5-23	.217	3-13	.231	2-2	1.000	16	3.2	0	10-0	3	2	2	15	3.0
09-10	10	173	19-44	.432	10-27	.370	2-2	1.000	32	3.2	4	22-0	1	7	3	50	5.0
10-11	6	123	12-25	.480	6-18	.333	8-10	.800	19	3.2	2	18-0	1	1	1	38	6.3
11-12	13	165	10-32	.313	8-23	.348	3-5	.600	25	1.9	9	24-0	2	3	4	31	2.4
12-13	20	267	28-59	.475	15-32	.469	10-12	.833	39	2.0	6	35-0	5	2	5	81	4.1
13-14	22	136	10-21	.476	4-12	.333	3-4	.750	14	0.6	11	12-0	2	2	1	27	1.2
14-15	7	36	2-10	.200	2-9	.222	0-0	---	6	0.9	1	8-0	0	1	1	6	0.9
TOT	**94**	**1034**	**90-224**	**.402**	**49-138**	**.355**	**30-37**	**.811**	**156**	**1.7**	**35**	**135-0**	**16**	**21**	**17**	**259**	**2.8**

BOWEN, BRUCE #12 — 6-7 G/F — Cal State Fullerton '93 — 6/14/71

How Obtained: Signed as free agent, 7/31/01
How Departed: Traded to Milwaukee, along with K. Thomas, as part of the Jefferson trade, 6/23/09

NBA (8 Years)					3-POINT											
YEAR	**GP**	**MIN**	**FGM-FGA**	**PCT**	**FGM-FGA**	**PCT**	**FTM-FTA**	**PCT**	**REBS**	**AVG**	**AST**	**PF-DQ**	**STL**	**TO**	**BLK**	**PTS**	**AVG**
01-02	59	1699	155-398	.389	56-148	.378	46-96	.479	162	2.7	88	116-0	62	66	25	412	7.0
02-03	82	2566	223-479	.466	101-229	.441	36-89	.404	239	2.9	113	190-0	66	72	42	583	7.1
03-04	82	2624	211-502	.420	77-212	.363	66-114	.579	253	3.1	113	166-1	84	90	33	565	6.9
04-05	82	2627	251-598	.420	102-253	.403	71-112	.634	285	3.5	126	175-0	55	57	39	675	8.2
05-06	82	3755	232-536	.433	104-245	.424	51-84	.607	320	3.9	126	191-0	79	67	30	619	7.5
06-07	82	2464	189-467	.405	89-232	.384	43-73	.589	223	2.7	117	175-1	62	65	25	510	6.2
07-08	81	2448	174-428	.407	90-215	.419	45-69	.652	234	2.9	91	177-0	54	46	22	483	6.0
08-09	80	1508	79-187	.422	42-98	.429	14-26	.538	145	1.8	40	123-1	36	25	13	214	2.7
TOT	**630**	**19691**	**1514-3595**	**.421**	**661-1632**	**.000**	**372-663**	**.561**	**1861**	**3.0**	**814**	**1197-3**	**498**	**488**	**229**	**4061**	**6.4**
NBA PLAYOFFS (8 Years)																	
01-02	10	345	25-61	.410	11-25	.440	7-14	.500	33	3.3	14	28-0	11	7	7	68	6.8
02-03	24	750	54-145	.372	35-80	.438	23-42	.548	69	2.9	39	52-0	20	15	17	166	6.9
03-04	10	298	23-63	.365	11-29	.379	3-13	.231	29	2.9	10	24-0	4	4	3	60	6.0
04-05	23	814	46-128	.359	29-67	.433	11-17	.647	66	2.9	36	77-0	11	15	13	132	5.7
05-06	13	442	32-61	.525	15-30	.500	1-2	.500	28	2.2	16	42-0	11	9	8	80	6.2
06-07	20	689	47-119	.395	33-74	.446	3-6	.500	81	4.1	26	54-0	28	14	4	130	6.5
07-08	17	508	37-93	.398	22-54	.407	8-11	.727	33	1.9	23	41-0	11	9	6	104	6.1
08-09	5	130	7-13	.538	5-9	.556	2-2	1.000	15	3.0	3	10-0	3	3	0	21	4.2
TOT	**274**	**4183**	**443-774**	**.572**	**0-4**	**.000**	**105-174**	**.603**	**1063**	**3.9**	**249**	**602-6**	**78**	**186**	**66**	**991**	**3.6**

BOWIE, ANTHONY #25 — 6-6 G — Oklahoma '86 — 11/9/63

How Obtained: Signed 10-day contract, 3/20/89; Signed 10-day contract, 3/29/89; Signed for season, 4/9/89
How Departed: Traded to Houston for cash, 8/15/89

NBA (1 Year)					3-POINT											
YEAR	**GP**	**MIN**	**FGM-FGA**	**PCT**	**FGM-FGA**	**PCT**	**FTM-FTA**	**PCT**	**REBS**	**AVG**	**AST**	**PF-DQ**	**STL**	**TO**	**BLK**	**PTS**	**AVG**
88-89	18	438	72-144	.500	1-5	.200	10-15	.667	56	3.1	29	43-1	18	22	4	155	8.6

BRATZ, MIKE #23 — 6-2 G — Stanford '77 — 10/17/55

How Obtained: From Cleveland for a third round pick in '83, 10/28/81
How Departed: Traded to Chicago for a fourth round pick in '83, 3/8/83

NBA (1 Year)					3-POINT											
YEAR	**GP**	**MIN**	**FGM-FGA**	**PCT**	**FGM-FGA**	**PCT**	**FTM-FTA**	**PCT**	**REBS**	**AVG**	**AST**	**PF-DQ**	**STL**	**TO**	**BLK**	**PTS**	**AVG**
81-82	81	1616	230-565	.407	46-138	.333	119-152	.783	166	2.0	438	183-0	65	139	11	625	7.7
NBA PLAYOFFS (1 Year)																	
1982	9	180	15-52	.288	5-18	.278	8-10	.800	14	1.6	48	20-0	9	12	0	43	4.8

BREWER, RON #10 — 6-4 G — Arkansas '78 — 9/16/55

How Obtained: (1) From Portland for M. Gale and a first round pick in '82, 12/19/80; (2) From Golden St. for cash and a second round pick in '85, 1/21/84
How Departed: (1) Traded to Cleveland, with R. Johnson, for Mitchell and Phegley, 12/24/81; (2) Waived, 12/5/84

NBA (4 Years)					3-POINT											
YEAR	**GP**	**MIN**	**FGM-FGA**	**PCT**	**FGM-FGA**	**PCT**	**FTM-FTA**	**PCT**	**REBS**	**AVG**	**AST**	**PF-DQ**	**STL**	**TO**	**BLK**	**PTS**	**AVG**
80-81	46	904	180-385	.468	0-2	.000	65-80	.813	53	1.2	93	53-0	27	54	25	425	9.2
81-82	25	595	182-361	.504	3-10	.300	77-88	.875	50	2.0	67	37-0	23	34	7	444	17.8
83-84	40	782	152-345	.441	3-13	.231	41-50	.820	50	1.3	44	54-0	18	33	16	348	8.7
84-85	9	81	13-34	.382	0-0	.000	7-7	1.000	3	0.3	6	8-0	1	4	1	33	3.7
TOT	**120**	**2362**	**527-1125**	**.468**	**6-25**	**.240**	**190-225**	**.844**	**156**	**1.3**	**210**	**152-0**	**9**	**125**	**49**	**1250**	**10.4**
NBA PLAYOFFS (1 Year)																	
1981	7	118	29-61	.475	1-3	.333	21-29	.724	5	0.7	13	6-0	2	6	6	80	11.4

BRICKOWSKI, FRANK #43 — 6-10 F — Penn State '81 — 8/15/59

How Obtained: From LA Lakers, with Gudmundsson, a first round pick in '87 and a second round pick in '90, for M. Thompson, 2/13/87
How Departed: Traded to Milwaukee for P. Pressey, 8/1/90

NBA (4 Years)					3-POINT												
YEAR	**GP**	**MIN**	**FGM-FGA**	**PCT**	**FGM-FGA**	**PCT**	**FTM-FTA**	**PCT**	**REBS**	**AVG**	**AST**	**PF-DQ**	**STL**	**TO**	**BLK**	**PTS**	**AVG**
86-87	7	83	10-30	.333	0-4	.000	10-11	.909	19	2.7	5	13-0	6	7	2	30	4.3
87-88	70	2227	425-805	.528	1-5	.200	268-349	.768	483	6.9	266	275-11	74	207	36	1119	16.0
88-89	64	1822	337-654	.515	0-2	.000	201-281	.715	406	6.3	131	252-10	102	165	35	875	13.7
89-90	78	1438	211-387	.545	0-2	.000	95-141	.674	327	4.2	105	226-4	66	93	37	517	6.6
TOT	**219**	**5570**	**983-1876**	**.524**	**1-13**	**.077**	**574-782**	**.734**	**1235**	**5.6**	**507**	**766-25**	**248**	**472**	**110**	**2541**	**11.6**
NBA PLAYOFFS (2 Years)																	
1988	3	113	22-44	.500	1-1	1.000	13-19	.684	22	7.3	14	12-0	6	9	2	58	19.3
1990	10	161	31-54	.574	0-0	.000	17-26	.654	44	4.4	11	31-0	8	15	1	79	7.9
TOT	**13**	**274**	**53-98**	**.540**	**1-1**	**1.000**	**30-45**	**.666**	**66**	**5.1**	**25**	**43-0**	**14**	**24**	**3**	**137**	**10.5**

BRISTOW, ALLAN #30 — 6-7 F — Virginia Tech '73 — 8/23/51

How Obtained: Signed as free agent, 11/8/75
How Departed: Utah signed as free agent (Griffin as compensation), 6/28/79

ABA (1 Year)					3-POINT												
YEAR	**GP**	**MIN**	**FGM-FGA**	**PCT**	**FGM-FGA**	**PCT**	**FTM-FTA**	**PCT**	**REBS**	**AVG**	**AST**	**PF-DQ**	**STL**	**TO**	**BLK**	**PTS**	**AVG**
75-76	47	882	125-271	.461	0-1	.000	78-92	.848	174	3.7	121	81-0	24	63	2	328	7.0
NBA (3 Years)																	
76-77	82	2017	365-747	.489	0-0	.000	206-258	.798	348	4.2	240	195-1	89	63	2	936	11.4
77-78	82	1481	257-538	.478	0-0	.000	152-208	.731	257	3.1	194	150-0	69	146	4	666	8.1
78-79	74	1324	174-354	.492	0-0	.000	124-149	.832	247	3.3	231	154-0	56	108	15	472	6.4
TOT	**238**	**4822**	**796-1639**	**.486**	0-0	.000	**482-615**	**.784**	**852**	**3.6**	**665**	**499-1**	**214**	**317**	**21**	**2074**	**8.7**
ABA PLAYOFFS (1 Year)																	
1976	7	97	13-35	.371	0-1	.000	19-24	.792	14	2.0	12	14-0	5	8	0	45	6.4
NBA PLAYOFFS (3 Years)																	
1977	2	28	3-9	.333	0-0	.000	2-9	.222	4	2.0	7	6-0	2	8	0	8	4.0
1978	5	51	9-15	.600	0-0	.000	4-6	.667	11	2.2	7	10-0	2	5	0	22	4.4
1979	13	163	20-49	.408	0-0	.000	16-21	.762	27	2.1	28	17-0	9	11	5	56	4.3
TOT	**20**	**242**	**32-73**	**.438**	0-0	.000	**22-36**	**.611**	**42**	**2.1**	**42**	**33-0**	**13**	**24**	**5**	**86**	**4.3**

BRITTAIN, MIKE #40 — 7-0 C — South Carolina '85 — 6/21/63

How Obtained: (1) Second round pick, 1985 Draft, 29th overall; (2) Signed 10-day contract, 3/12/87
How Departed: (1) Waived, 10/28/86; (2) Waived, 3/30/87

NBA (2 Years)					3-POINT												
YEAR	**GP**	**MIN**	**FGM-FGA**	**PCT**	**FGM-FGA**	**PCT**	**FTM-FTA**	**PCT**	**REBS**	**AVG**	**AST**	**PF-DQ**	**STL**	**TO**	**BLK**	**PTS**	**AVG**
85-86	32	219	22-43	.512	0-0	.000	10-19	.526	49	1.5	5	54-1	3	20	12	54	1.7
86-87	6	29	4-9	.444	0-0	.000	1-2	.500	4	0.7	2	3-0	1	2	0	9	1.5
TOT	**38**	**248**	**26-52**	**.500**	**0-0**	**.000**	**11-21**	**.524**	**53**	**1.4**	**7**	**57-1**	**4**	**22**	**12**	**63**	**1.7**
NBA PLAYOFFS (1 Year)																	
1986	1	2	1-2	.500	0-0	.000	0-0	.000	1	1.0	0	0-0	0	0	1	2	2.0

BROWN, CHUCKY #52 — 6-8 F — NC State '89 — 2/29/68

How Obtained: Signed as free agent, 10/1/99
How Departed: Waived, 2/4/00

NBA (1 Year)					3-POINT												
YEAR	**GP**	**MIN**	**FGM-FGA**	**PCT**	**FGM-FGA**	**PCT**	**FTM-FTA**	**PCT**	**REBS**	**AVG**	**AST**	**PF-DQ**	**STL**	**TO**	**BLK**	**PTS**	**AVG**
99-00	30	602	82-176	.466	1-3	.333	25-31	.806	77	2.6	41	53-0	8	28	10	190	6.3

BROWN, DEVIN #23 — 6-5 G — UTSA '02 — 12/30/78

How Obtained: (1) Signed as free agent, 9/30/02. (2) Signed as free agent, 11/3/02. (3) Signed as free agent, 8/1/03
How Departed: (1) Waived, 10/23/02. (2) Waived, 11/19/02. (3) Unsigned free agent, 7/05

NBA (3 Years)					3-POINT												
YEAR	**GP**	**MIN**	**FGM-FGA**	**PCT**	**FGM-FGA**	**PCT**	**FTM-FTA**	**PCT**	**REBS**	**AVG**	**AST**	**PF-DQ**	**STL**	**TO**	**BLK**	**PTS**	**AVG**
02-03	7	22	5-10	.500	0-0	.000	2-2	.100	7	1.0	2	3-0	0	5	0	12	1.7
03-04	58	627	85-196	.434	4-14	.286	60-74	.811	130	2.2	33	61-0	15	38	4	234	4.0
04-05	67	1238	173-409	.423	45-121	.372	103-130	.792	176	2.6	92	83-0	39	53	12	494	7.4
TOT	**132**	**1887**	**263-615**	**.428**	**49-135**	**.363**	**165-206**	**.801**	**313**	**2.4**	**127**	**147-0**	**54**	**96**	**16**	**740**	**5.6**
NBA PLAYOFFS (2 Years)																	
2004	9	130	18-37	.486	6-10	.600	10-17	.588	18	2.0	9	18-1	3	7	1	52	5.8
2005	12	60	7-20	.350	3-7	.429	4-7	.571	7	0.6	3	3-0	1	1	0	21	1.8
TOT	**21**	**190**	**25-57**	**.439**	**9-17**	**.529**	**14-24**	**.583**	**25**	**1.2**	**12**	**21-1**	**4**	**8**	**1**	**73**	**3.5**

BROWN, ROGER #42 — 6-11 C — Kansas '72 — 2/23/50

How Obtained: Signed as free agent, 1973
How Departed: Waived, 1/21/73

ABA (1 Year)					3-POINT												
YEAR	**GP**	**MIN**	**FGM-FGA**	**PCT**	**FGM-FGA**	**PCT**	**FTM-FTA**	**PCT**	**REBS**	**AVG**	**AST**	**PF-DQ**	**STL**	**TO**	**BLK**	**PTS**	**AVG**
73-74	2	26	5-6	.833	0-0	.000	0-0	.000	6	3.0	1	4-0	0	2	0	10	5.0

BROWN, SHANNON #1 — 6-4 G — MICHIGAN STATE '06 — 11/29/85

How Obtained: (1) Signed 10-day contract, 2/1/14; (2) Signed second 10-day contract, 2/12/14

NBA (1 Year)					3-POINT												
YEAR	**GP**	**MIN**	**FGM-FGA**	**PCT**	**FGM-FGA**	**PCT**	**FTM-FTA**	**PCT**	**REBS**	**AVG**	**AST**	**PF-DQ**	**STL**	**TO**	**BLK**	**PTS**	**AVG**
13-14	10	103	8-28	.286	0-2	.000	7-9	.778	13	1.3	5	0-0	1	8	0	23	2.3

BRYANT, MARK #2 — 6-9 F — Seton Hall '88 — 4/25/65

How Obtained: Signed as free agent, 8/1/01
How Departed: Traded to Philadelphia, with the rights to Salmons and Holcomb, for Claxton, 6/26/02

NBA (1 Year)					3-POINT												
YEAR	**GP**	**MIN**	**FGM-FGA**	**PCT**	**FGM-FGA**	**PCT**	**FTM-FTA**	**PCT**	**REBS**	**AVG**	**AST**	**PF-DQ**	**STL**	**TO**	**BLK**	**PTS**	**AVG**
01-02	30	206	25-55	.455	0-0	.000	6-8	.750	44	1.5	10	38-1	7	6	2	56	1.9
NBA PLAYOFFS (1 Year)																	
2002	9	91	9-20	.450	0-0	.000	3-6	.500	12	1.3	1	14-0	1	1	2	21	2.3

BUECHLER, JUD #33 — 6-6 F — Arizona '90 — 6/19/68

How Obtained: Claimed off waivers from New Jersey, 11/12/91
How Departed: Waived, 12/17/91

NBA (1 Year)

YEAR	GP	MIN	FGM-FGA	PCT	3-POINT FGM-FGA	PCT	FTM-FTA	PCT	REBS	AVG	AST	PF-DQ	STL	TO	BLK	PTS	AVG
91-92	11	140	15-30	.500	0-0	.000	3-9	.333	22	2.0	11	18-0	8	5	3	33	3.0

BURTON, WILLIE #9 — 6-8 F — Minnesota '90 — 5/26/68

How Obtained: Signed as free agent, 2/24/98
How Departed: Unsigned free agent, 7/1/98

NBA (1 Year)

YEAR	GP	MIN	FGM-FGA	PCT	3-POINT FGM-FGA	PCT	FTM-FTA	PCT	REBS	AVG	AST	PF-DQ	STL	TO	BLK	PTS	AVG
97-98	13	43	8-21	.381	8-12	.667	3-9	.333	9	0.7	1	7-0	2	1	2	27	2.1

BUTLER, JACKIE #45 — 6-10 C — Coastal Christian Academy — 3/10/85

How Obtained: Signed as free agent, 7/21/06
How Departed: Traded to Houston, with the rights to Scola, for Spanoulis, 7/12/07

NBA (1 Year)

YEAR	GP	MIN	FGM-FGA	PCT	3-POINT FGM-FGA	PCT	FTM-FTA	PCT	REBS	AVG	AST	PF-DQ	STL	TO	BLK	PTS	AVG
06-07	11	103	16-35	.457	0-0	.000	9-10	.900	22	2.0	5	16-0	2	10	0	41	3.7

BUTLER, RASUAL #18 — 6-7 G/F — La Salle '02 — 5/23/79

How Obtained: Signed as free agent, 9/28/15
How Departed: Waived, 3/9/16

NBA (1 Year)

YEAR	GP	MIN	FGM-FGA	PCT	3-POINT FGM-FGA	PCT	FTM-FTA	PCT	REBS	AVG	AST	PF-DQ	STL	TO	BLK	PTS	AVG
15-16	46	432	49-104	.471	15-49	.306	11-16	.688	56	1.2	24	11-0	13	8	23	124	2.7

BYARS, DERRICK #34 — 6-7 G/F — Vanderbilt '07 — 4/25/84

How Obtained: Signed as free agent, 4/25/12
How Departed: Waived, 8/21/12

NBA (1 Year)

YEAR	GP	MIN	FGM-FGA	PCT	3-POINT FGM-FGA	PCT	FTM-FTA	PCT	REBS	AVG	AST	PF-DQ	STL	TO	BLK	PTS	AVG
11-12	2	37	3-11	.273	0-6	.000	4-4	1.000	11	5.5	1	2-0	2	0	0	10	5

CALVIN, MACK #24 — 6-0 G — USC '69 — 7/27/48

How Obtained: From LA Lakers for a first round pick in '77 and cash, 11/16/76
How Departed: Waived, 2/11/77

NBA (1 Year)

YEAR	GP	MIN	FGM-FGA	PCT	3-POINT FGM-FGA	PCT	FTM-FTA	PCT	REBS	AVG	AST	PF-DQ	STL	TO	BLK	PTS	AVG
76-77	35	606	93-237	.392	—	—	123-146	.842	31	0.9	104	58-0	23	—	1	309	8.8

CARR, ANTOINE #35 — 6-9 F — Wichita State '83 — 7/23/61

How Obtained: From Sacramento for Schintzius and a second round pick in '94, 9/23/91
How Departed: Unsigned free agent, 7/1/94

NBA (3 Years)

YEAR	GP	MIN	FGM-FGA	PCT	3-POINT FGM-FGA	PCT	FTM-FTA	PCT	REBS	AVG	AST	PF-DQ	STL	TO	BLK	PTS	AVG
91-92	81	1867	359-732	.490	1-5	.200	162-212	.764	346	4.3	63	264-5	32	114	96	881	10.9
92-93	71	1947	379-705	.538	0-5	.000	174-224	.777	388	5.5	97	264-5	35	96	87	932	13.1
93-94	34	465	78-160	.488	0-1	.000	42-58	.724	51	1.5	15	75-0	9	15	22	198	5.8
TOT	**186**	**4279**	**816-1597**	**.511**	**1-11**	**.091**	**378-494**	**.765**	**785**	**4.2**	**175**	**603-10**	**76**	**225**	**205**	**2011**	**10.8**
NBA PLAYOFFS (3 Years)																	
1992	3	109	24-44	.545	1-2	.500	10-16	.625	23	7.7	3	14-1	2	4	11	59	19.7
1993	8	171	39-74	.527	0-0	.000	6-10	.600	38	4,8	9	28-1	3	7	9	84	10.5
1994	3	37	5-11	.455	0-0	.000	8-9	.889	1	0.3	3	7-0	1	0	2	18	6.0
TOT	**14**	**317**	**68-129**	**.527**	**1-2**	**.500**	**24-35**	**.686**	**62**	**4.4**	**15**	**49-2**	**6**	**11**	**22**	**161**	**11.5**

CARROLL, DEMARRE #77 — 6-8 F — Missouri '09 — 7/26/86

How Obtained: Obtained DeMarre Carroll in exchange for Davis Bertans to Washington, and the draft rights to Aaron White to Brooklyn (7/11/19)
How Departed: Waived, 2/18/20

NBA (1 Year)

YEAR	GP	MIN	FGM-FGA	PCT	3-POINT FGM-FGA	PCT	FTM-FTA	PCT	REBS	AVG	AST	PF-DQ	STL	TO	BLK	PTS	AVG
19-20	15	135	9-29	.310	3-13	.231	12-20	.600	31	2.1	11	20-0	2	10	2	33	2.2

CARROLL, MATT #3 — 6-6 G — Notre Dame '03 — 8/28/80

How Obtained: Signed as free agent, 3/8/04
How Departed: Unsigned free agent, 7/04

NBA (1 Year)

YEAR	GP	MIN	FGM-FGA	PCT	3-POINT FGM-FGA	PCT	FTM-FTA	PCT	REBS	AVG	AST	PF-DQ	STL	TO	BLK	PTS	AVG
03-04	3	22	2-5	.400	0-0	.000	2-4	.500	3	1.0	1	5-0	1	4	0	6	2.0

CARTER, ANTHONY #7 — 6-2 G — Hawaii '98 — 6/16/75

How Obtained: Signed as free agent, 8/1/03
How Departed: Waived, 12/5/03

NBA (1 Year)

YEAR	GP	MIN	FGM-FGA	PCT	3-POINT FGM-FGA	PCT	FTM-FTA	PCT	REBS	AVG	AST	PF-DQ	STL	TO	BLK	PTS	AVG
03-04	5	87	11-37	.297	0-3	.000	0-0	.000	11	2.2	12	9-0	4	12	0	22	4.4

CHAMBERS, JERRY #40 — 6-5 F — Utah '66 — 7/18/43

How Obtained: Signed as free agent, 1973
How Departed: Waived, 1/24/74

ABA (1 Year)

YEAR	GP	MIN	FGM-FGA	PCT	3-POINT FGM-FGA	PCT	FTM-FTA	PCT	REBS	AVG	AST	PF-DQ	STL	TO	BLK	PTS	AVG
73-74	38	579	94-206	.456	0-0	.000	36-48	.750	103	2.7	42	74-0	11	28	3	224	5.9

CHEEKS, MAURICE #10 — 6-1 G — West Texas State '78 — 9/8/56

How Obtained: From Philadelphia, with Welp and Wingate, for Dawkins and Vincent, 8/28/89
How Departed: Traded to New York for Strickland, 2/21/90

NBA (1 Year)					3-POINT											
YEAR	GP	MIN	FGM-FGA	PCT	FGM-FGA	PCT	FTM-FTA	PCT	REBS	AVG	AST	PF-DQ	STL	TO	BLK	PTS	AVG
89-90	50	1766	215-450	.478	1-9	.111	114-137	.832	167	3.3	302	46-0	82	85	5	545	10.9

CLAXTON, SPEEDY #10 — 5-11 G — Hofstra '00 — 5/8/78

How Obtained: From Philadelphia for Bryant and the draft rights to Salmons and Holcomb, 6/26/02
How Departed: Unsigned free agent, 7/16/03

NBA (1 Year)					3-POINT											
YEAR	GP	MIN	FGM-FGA	PCT	FGM-FGA	PCT	FTM-FTA	PCT	REBS	AVG	AST	PF-DQ	STL	TO	BLK	PTS	AVG
02-03	30	471	67-145	.462	0-11	.000	39-57	.684	56	1.9	75	43-0	22	35	7	173	5.8
NBA PLAYOFFS (1 Year)																	
2003	24	326	46-105	.438	0-0	.000	33-44	.750	45	1.9	45	38-0	16	24	5	125	5.2

COMEGYS, DALLAS #22 — 6-9 F — DePaul '87 — 8/17/64

How Obtained: From New Jersey for Berry, 8/29/88
How Departed: Unsigned free agent, 7/1/89

NBA (1 Year)					3-POINT											
YEAR	GP	MIN	FGM-FGA	PCT	FGM-FGA	PCT	FTM-FTA	PCT	REBS	AVG	AST	PF-DQ	STL	TO	BLK	PTS	AVG
88-89	67	1119	166-341	.487	0-2	.000	106-161	.658	234	3.5	30	160-2	42	85	63	438	6.5

COOK, DARWIN #12 — 6-3 G — Portland '80 — 8/6/58

How Obtained: Signed as free agent, 11/10/88
How Departed: Traded to Denver, with Greenwood, for Natt and Vincent, 1/26/89

NBA (1 Year)					3-POINT											
YEAR	GP	MIN	FGM-FGA	PCT	FGM-FGA	PCT	FTM-FTA	PCT	REBS	AVG	AST	PF-DQ	STL	TO	BLK	PTS	AVG
88-89	36	757	147-315	.467	6-31	.194	46-56	.821	59	1.6	84	77-0	43	62	4	346	9.6

COOK, JEFF #45 — 6-10 F/C — Idaho State '78 — 10/21/56

How Obtained: From Cleveland for Jones and cash, 12/14/84
How Departed: Traded to Utah, with Iavaroni, for J. Wilkins, 2/16/86

NBA (2 Years)					3-POINT											
YEAR	GP	MIN	FGM-FGA	PCT	FGM-FGA	PCT	FTM-FTA	PCT	REBS	AVG	AST	PF-DQ	STL	TO	BLK	PTS	AVG
84-85	54	848	92-174	.529	0-0	.000	30-37	.811	210	3.9	39	150-2	25	32	14	214	4.0
85-86	34	356	28-67	.418	0-1	.000	26-41	.634	81	2.4	21	64-0	13	11	11	82	2.4
TOT	**88**	**1204**	**120-241**	**.498**	**0-1**	**.000**	**56-78**	**.718**	**291**	**3.3**	**60**	**214-2**	**38**	**43**	**25**	**296**	**3.4**
NBA PLAYOFFS (1 Year)																	
1985	5	98	9-18	.500	0-1	.000	17-25	.680	29	5.8	4	23-0	5	6	6	35	7.0

COPA, TOM #30 — 6-10 C — Marquette '87 — 10/30/64

How Obtained: Signed as free agent, 8/9/91
How Departed: Waived, 6/25/92

NBA (1 Year)					3-POINT											
YEAR	GP	MIN	FGM-FGA	PCT	FGM-FGA	PCT	FTM-FTA	PCT	REBS	AVG	AST	PF-DQ	STL	TO	BLK	PTS	AVG
91-92	33	132	22-40	.550	0-0	.000	4-13	.308	36	1.1	3	29-0	2	8	6	48	1.5

CORBIN, TYRONE #23 — 6-6 F — DePaul '85 — 12/31/62

How Obtained: Second round pick, 1985 Draft, 35th overall
How Departed: Waived, 1/21/87

NBA (2 Years)					3-POINT											
YEAR	GP	MIN	FGM-FGA	PCT	FGM-FGA	PCT	FTM-FTA	PCT	REBS	AVG	AST	PF-DQ	STL	TO	BLK	PTS	AVG
85-86	16	174	27-64	.422	0-1	.000	10-14	.714	25	1.6	11	21-0	11	12	2	64	4.0
86-87	31	732	113-264	.428	0-0	.000	49-67	.731	119	3.8	80	81-0	38	46	3	275	8.9
TOT	**47**	**906**	**140-328**	**.427**	**0-1**	**.000**	**59-81**	**.728**	**144**	**3.1**	**91**	**102-0**	**49**	**58**	**5**	**339**	**7.2**
NBA PLAYOFFS (1 Year)																	
1986	1	14	0-4	.000	0-0	.000	0-0	.000	1	1.0	1	0-0	0	0	0	0	0.0

CORZINE, DAVE #40 — 6-11 C — DePaul '78 — 4/25/56

How Obtained: From Washington for second round picks in '81 and '82, 9/26/80
How Departed: Traded to Chicago, with Olberding, for Gilmore, 7/22/82

NBA (2 Years)					3-POINT											
YEAR	GP	MIN	FGM-FGA	PCT	FGM-FGA	PCT	FTM-FTA	PCT	REBS	AVG	AST	PF-DQ	STL	TO	BLK	PTS	AVG
80-81	82	1960	366-747	.490	0-3	.000	125-175	.714	636	7.8	117	212-0	42	131	99	857	10.5
81-82	82	2189	336-648	.519	1-4	.250	159-213	.746	629	7.7	130	235-3	33	139	126	832	10.1
TOT	**164**	**4149**	**702-1395**	**.503**	**1-7**	**.143**	**284-388**	**.732**	**1265**	**7.7**	**247**	**447-3**	**75**	**270**	**225**	**1689**	**10.3**
NBA PLAYOFFS (2 Years)																	
1981	7	161	27-55	.491	0-0	.000	9-13	.692	48	6.9	16	15-0	4	11	8	63	9.0
1982	9	258	49-106	.462	0-0	.000	24-34	.706	85	9.4	17	30-0	6	20	9	122	13.6
TOT	**16**	**419**	**76-161**	**.472**	**0-0**	**.000**	**33-47**	**.702**	**133**	**8.3**	**33**	**45-0**	**10**	**31**	**17**	**185**	**11.6**

COSTELLO, MATT #10 — 6-10 F/C — Michigane State '16 — 8/5/93

How Obtained: Signed two-way contract, 7/24/17
How Departed: Unsigned Free Agent, 7/18

NBA (1 Year)					3-POINT											
YEAR	GP	MIN	FGM-FGA	PCT	FGM-FGA	PCT	FTM-FTA	PCT	REBS	AVG	AST	PF-DQ	STL	TO	BLK	PTS	AVG
17-18	4	32	2-4	.500	0-0	.000	0-0	.000	9	2.3	2	7-0	2	1	2	4	1.0

COURTNEY, JOE #40 — 6-9 F — Southern Miss. '92 — 10/17/69

How Obtained: Signed 10-day contract, 3/2/97

NBA (1 Year)					3-POINT											
YEAR	GP	MIN	FGM-FGA	PCT	FGM-FGA	PCT	FTM-FTA	PCT	REBS	AVG	AST	PF-DQ	STL	TO	BLK	PTS	AVG
96-97	5	48	5-16	.313	0-0	.000	3-5	.600	7	1.4	0	6-0	0	2	0	13	2.6

CROMPTON, GEOFF #50 — 6-11 C — North Carolina '78 — 7/4/55

How Obtained: Signed 10-day contract, 3/4/83; Signed for season, 3/14/83
How Departed: Waived, 4/7/83

NBA (1 Year)

YEAR	GP	MIN	FGM-FGA	PCT	3-POINT FGM-FGA	PCT	FTM-FTA	PCT	REBS	AVG	AST	PF-DQ	STL	TO	BLK	PTS	AVG
82-83	14	148	14-34	.412	0-0	.000	3-5	.600	48	3.4	7	25-0	3	5	5	31	2.2

CROSHERE, AUSTIN #22 — 6-10 F — Providence '97 — 5/1/75

How Obtained: Signed 10-day contract, 1/16/09

NBA (1 Year)

YEAR	GP	MIN	FGM-FGA	PCT	3-POINT FGM-FGA	PCT	FTM-FTA	PCT	REBS	AVG	AST	PF-DQ	STL	TO	BLK	PTS	AVG
08-09	3	23	2-9	.222	0-4	.000	0-1	.000	10	3.3	3	1-0	0	2	0	4	1.3

CROWDER, CORY #23 — 6-5 G — Kentucky Wesleyan '91 — 4/13/69

How Obtained: (1) Signed as free agent, 10/6/94; (2) Signed as free agent, 11/12/94
How Departed: (1) Waived, 10/27/94; (2) Waived, 12/26/94

NBA (1 Year)

YEAR	GP	MIN	FGM-FGA	PCT	3-POINT FGM-FGA	PCT	FTM-FTA	PCT	REBS	AVG	AST	PF-DQ	STL	TO	BLK	PTS	AVG
94-95	7	29	2-10	.200	0-4	.000	2-6	.333	3	0.4	1	1-0	1	2	0	6	0.9

CUMMINGS, TERRY #34 — 6-9 F — DePaul '83 — 3/15/61

How Obtained: From Milwaukee in exchange for A. Robertson, 5/28/89
Unsigned free agent, 7/95

NBA (6 Years)

YEAR	GP	MIN	FGM-FGA	PCT	3-POINT FGM-FGA	PCT	FTM-FTA	PCT	REBS	AVG	AST	PF-DQ	STL	TO	BLK	PTS	AVG
89-90	81	2821	728-1532	.475	19-59	.322	343-440	.780	677	8.4	219	286-1	110	202	52	1818	22.4
90-91	67	2195	503-1039	.484	7-33	.212	164-240	.683	521	7.8	157	225-5	61	131	30	1177	17.6
91-92	70	2149	514-1053	.488	5-13	.385	177-249	.711	631	9.0	102	210-4	58	115	34	1210	17.3
92-93	8	76	11-29	.379	0-0	.000	5-10	.500	19	2.4	4	17-0	1	2	1	27	3.4
93-94	59	1133	183-428	.428	0-2	.000	63-107	.589	297	5.0	50	137-0	31	59	13	429	7.3
94-95	76	1273	224-464	.483	0-0	.000	72-123	.585	378	5.0	59	188-1	36	95	19	520	6.8
TOT	**361**	**9647**	**2163-4545**	**.476**	**31-107**	**.290**	**824-1169**	**.705**	**2523**	**7.0**	**591**	**1063-11**	**297**	**604**	**149**	**5181**	**14.4**
NBA PLAYOFFS (6 Years)																	
1990	10	375	103-195	.528	1-5	.200	42-52	.808	94	9.4	22	39-0	7	19	4	249	24.9
1991	4	124	25-49	.510	0-1	.000	9-18	.500	37	9.3	4	13-0	3	9	2	59	14.8
1992	3	122	34-66	.515	0-0	.000	10-20	.500	34	11.3	7	9-0	4	7	4	78	26.0
1993	10	138	31-70	.443	0-1	.000	5-8	.625	39	3.9	5	27-0	3	8	1	67	6.7
1994	4	72	11-22	.500	0-0	.000	10-12	.833	25	6.3	2	10-0	5	4	3	32	8.0
1995	15	135	18-48	.375	0-1	.000	22-30	.733	31	2.1	4	25-0	5	7	1	58	3.9
TOT	**46**	**966**	**222-450**	**.493**	**1-8**	**.125**	**98-140**	**.700**	**260**	**5.7**	**44**	**103-0**	**27**	**54**	**15**	**543**	**11.8**

CUNNINGHAM, DANTE #33 — 6-8 F — Villanova '09 — 4/22/87

How Obtained: Signed as free agent, 7/19/18
How Departed: Unsigned free agent, 7/1/19

NBA (1 Year)

YEAR	GP	MIN	FGM-FGA	PCT	3-POINT FGM-FGA	PCT	FTM-FTA	PCT	REBS	AVG	AST	PF-DQ	STL	TO	BLK	PTS	AVG
18-19	64	928	75-158	.475	30-65	.462	14-18	.778	188	2.9	50	71-1	27	22	13	194	3.0

D'ANTONI, MIKE #14 — 6-3 G — Marshall '73 — 5/8/51

How Obtained: Signed as free agent, 8/20/76
How Departed: Waived, 11/22/76

NBA (1 Year)

YEAR	GP	MIN	FGM-FGA	PCT	3-POINT FGM-FGA	PCT	FTM-FTA	PCT	REBS	AVG	AST	PF-DQ	STL	TO	BLK	PTS	AVG
76-77	2	9	1-3	.333	0-0	.000	1-2	.500	2	1.0	2	3-0	0	0	0	3	1.5

DAMPIER, LOUIE #10 — 6-0 G — Kentucky '67 — 11/20/44

How Obtained: ABA Dispersal Draft (Kentucky), 1976
How Departed: Waived, 7/79

NBA (3 Years)

YEAR	GP	MIN	FGM-FGA	PCT	3-POINT FGM-FGA	PCT	FTM-FTA	PCT	REBS	AVG	AST	PF-DQ	STL	TO	BLK	PTS	AVG
76-77	80	1634	233-507	.460	0-0	.000	64-86	.744	76	1.0	234	93-0	49	—	15	530	6.6
77-78	82	2037	336-660	.509	0-0	.000	76-101	.752	122	1.5	285	84-0	87	95	13	748	9.1
78-79	70	760	123-251	.490	0-0	.000	29-39	.744	63	0.9	124	42-0	35	39	8	275	3.9
TOT	**232**	**4431**	**692-1418**	**.488**	**0-0**	**.000**	**169-226**	**.748**	**261**	**1.1**	**643**	**219-0**	**171**	**134**	**36**	**1553**	**6.7**
NBA PLAYOFFS (3 Years)																	
1977	2	62	4-16	.250	0-0	.000	4-4	1.000	3	1.5	9	4-0	1	0	1	12	6.0
1978	6	129	17-37	.459	0-0	.000	1-4	.250	7	1.2	15	7-0	4	4	2	35	5.8
1979	7	55	8-14	.571	0-0	.000	4-7	.571	5	0.7	8	8-0	3	1	1	20	2.9
TOT	**15**	**246**	**29-67**	**.433**	**0-0**	**.000**	**9-15**	**.600**	**15**	**1.0**	**32**	**19-0**	**8**	**5**	**4**	**67**	**4.5**

DANIELS, ANTONIO #33 — 6-4 G — Bowling Green '97 — 3/19/75

How Obtained: From Vancouver for Herrera and the rights to Lopez, 6/24/98
How Departed: Traded to Portland, with McCaskill and C. Smith, for Kerr, Barkley and a second round pick in '03, 8/5/02

NBA (4 Years)

YEAR	GP	MIN	FGM-FGA	PCT	3-POINT FGM-FGA	PCT	FTM-FTA	PCT	REBS	AVG	AST	PF-DQ	STL	TO	BLK	PTS	AVG
98-99	47	614	83-183	.454	5-17	.294	49-65	.754	54	1.1	106	39-0	30	44	6	220	4.7
99-00	68	1195	163-344	.474	22-66	.333	72-101	.713	86	1.3	177	73-0	55	58	5	420	6.2
00-01	79	2060	275-588	.468	74-183	.404	121-156	.776	163	2.1	304	120-0	61	109	14	745	9.4
01-02	82	2175	269-612	.440	57-196	.291	158-210	.752	176	2.1	228	104-0	48	70	12	753	9.2
TOT	**276**	**6044**	**790-1727**	**.457**	**158-462**	**.342**	**400-532**	**.752**	**479**	**1.7**	**815**	**336-0**	**194**	**281**	**37**	**2138**	**7.7**
NBA PLAYOFFS (4 Years)																	
1999	15	106	9-21	.429	4-6	.667	5-6	.833	10	0.7	16	7-0	4	10	0	27	1.8
2000	4	82	9-23	.391	2-8	.250	9-13	.692	10	2.5	6	5-0	7	6	0	29	7.3
2001	13	406	63-131	.481	17-46	.370	33-35	.943	26	2.0	38	22-0	7	13	1	176	13.5
2002	10	224	35-77	.455	6-16	.375	19-22	.864	27	2.7	15	13-0	7	5	3	95	9.5
TOT	**42**	**818**	**116-252**	**.460**	**29-76**	**.382**	**66-76**	**.868**	**73**	**1.7**	**75**	**47-0**	**25**	**34**	**4**	**327**	**7.8**

DANIELS, LLOYD #24 — 6-7 G — Mt. San Antonio College '87 — 9/4/67

How Obtained: Signed as free agent, 7/21/92
How Departed: Waived, 10/4/94

NBA (2 Years)					3-POINT												
YEAR	**GP**	**MIN**	**FGM-FGA**	**PCT**	**FGM-FGA**	**PCT**	**FTM-FTA**	**PCT**	**REBS**	**AVG**	**AST**	**PF-DQ**	**STL**	**TO**	**BLK**	**PTS**	**AVG**
92-93	77	1573	285-644	.443	59-177	.333	72-99	.727	216	2.8	148	144-0	38	102	30	701	9.1
93-94	65	980	140-372	.376	44-125	.352	46-64	.719	111	1.7	94	69-0	29	60	16	370	5.7
TOT	**142**	**2553**	**425-1016**	**.418**	**103-302**	**.341**	**118-163**	**.724**	**327**	**2.3**	**242**	**213-0**	**67**	**162**	**46**	**1071**	**7.5**
NBA PLAYOFFS (2 Years)																	
1993	8	74	11-30	.367	1-7	.143	5-6	.833	15	1.9	2	8-0	3	5	0	28	3.5
1994	4	66	8-20	.400	4-8	.500	2-2	1.000	9	2.3	3	4-0	0	2	1	22	5.5
TOT	**12**	**140**	**19-50**	**.380**	**5-15**	**.333**	**7-8**	**.875**	**24**	**2.0**	**5**	**12-0**	**3**	**7**	**1**	**50**	**4.2**

DAVIS, CHARLES #23 — 6-7 F — Vanderbilt '81 — 10/5/58

How Obtained: From Milwaukee, with cash and a second round pick in '89, for Krystkowiak, 11/18/87
How Departed: Waived, 12/28/87

NBA (1 Year)					3-POINT												
YEAR	**GP**	**MIN**	**FGM-FGA**	**PCT**	**FGM-FGA**	**PCT**	**FTM-FTA**	**PCT**	**REBS**	**AVG**	**AST**	**PF-DQ**	**STL**	**TO**	**BLK**	**PTS**	**AVG**
87-88	16	187	42-97	.433	1-15	.067	7-10	.700	38	2.4	17	25-0	0	13	3	92	5.8

DAVIS, HARRY #23 — 6-7 F — Florida State '78 — 1/27/56

How Obtained: Signed 10-day contract, 2/25/80
How Departed: Waived, 3/3/80

NBA (1 Year)					3-POINT												
YEAR	**GP**	**MIN**	**FGM-FGA**	**PCT**	**FGM-FGA**	**PCT**	**FTM-FTA**	**PCT**	**REBS**	**AVG**	**AST**	**PF-DQ**	**STL**	**TO**	**BLK**	**PTS**	**AVG**
79-80	4	30	6-12	.500	0-0	.000	1-2	.500	6	1.5	0	8-0	1	3	0	13	3.3

DAWKINS, JOHNNY #24 — 6-2 G — Duke '86 — 9/28/63

How Obtained: First round pick, 1986 Draft, 10th overall
How Departed: Traded to Philadelphia, with Vincent, for Cheeks, Wingate and Welp, 8/28/89

NBA (3 Years)					3-POINT												
YEAR	**GP**	**MIN**	**FGM-FGA**	**PCT**	**FGM-FGA**	**PCT**	**FTM-FTA**	**PCT**	**REBS**	**AVG**	**AST**	**PF-DQ**	**STL**	**TO**	**BLK**	**PTS**	**AVG**
86-87	81	1682	334-764	.437	14-47	.298	153-191	.801	169	2.1	290	118-0	67	120	3	835	10.3
87-88	65	2179	405-835	.485	19-61	.311	198-221	.896	204	3.1	480	95-0	88	154	2	1027	15.8
88-89	32	1083	177-400	.443	0-4	.000	100-112	.893	101	3.2	224	64-0	55	111	0	454	14.2
TOT	**178**	**4944**	**916-1999**	**.458**	**33-112**	**.295**	**451-524**	**.861**	**474**	**2.7**	**994**	**277-0**	**210**	**385**	**5**	**2316**	**13.0**
NBA PLAYOFFS (1 Year)																	
1988	3	53	6-23	.261	0-2	.000	3-4	.750	3	1.0	5	2-0	2	1	0	15	5.0

DAWSON, ERIC #23 — 6-9 F — Midwestern State '07 — 7/7/84

How Obtained: (1) Signed 10-day contract, 2/20/12 (2) Signed 10-day contract, 3/16/12

NBA (1 Year)					3-POINT												
YEAR	**GP**	**MIN**	**FGM-FGA**	**PCT**	**FGM-FGA**	**PCT**	**FTM-FTA**	**PCT**	**REBS**	**AVG**	**AST**	**PF-DQ**	**STL**	**TO**	**BLK**	**PTS**	**AVG**
11-12	4	39	7-12	.583	0-0	-	1-2	.500	10	2.5	0	6-0	1	3	2	15	3.8

DAYE, AUSTIN #23 — 6-11 F — Gonzaga '09 — 6/5/88

How Obtained: From Toronto in exchange for Nando De Colo, 2/20/14
How Departed: Waived, 1/17/15

NBA (2 Years)					3-POINT												
YEAR	**GP**	**MIN**	**FGM-FGA**	**PCT**	**FGM-FGA**	**PCT**	**FTM-FTA**	**PCT**	**REBS**	**AVG**	**AST**	**PF-DQ**	**STL**	**TO**	**BLK**	**PTS**	**AVG**
13-14	14	115	21-55	.382	12-29	.414	4-7	.571	20	1.4	6	14-0	4	5	4	58	4.1
14-15	26	268	40-115	.348	19-57	.333	4-4	1.000	61	2.3	9	30-0	8	18	3	103	4.0
TOT	**40**	**383**	**61-170**	**.359**	**31-86**	**.360**	**8-11**	**.727**	**81**	**2.0**	**15**	**44-0**	**12**	**23**	**7**	**161**	**4.0**
NBA PLAYOFFS (1 Year)																	
2014	1	6	0-2	.000	0-0	.000	0-0	.000	1	1.0	0	0-0	0	0	0	0	0.0

DE COLO, NANDO #25 — 6-5 G — France — 6/23/87

How Obtained: Second round pick, 2009 Draft, 29th overall
How Departed: Traded to Toronto, for Daye, 2/20/14

NBA (2 Years)					3-POINT												
YEAR	**GP**	**MIN**	**FGM-FGA**	**PCT**	**FGM-FGA**	**PCT**	**FTM-FTA**	**PCT**	**REBS**	**AVG**	**AST**	**PF-DQ**	**STL**	**TO**	**BLK**	**PTS**	**AVG**
12-13	72	920	105-241	.436	31-82	.378	35-44	.795	138	1.9	138	87-0	41	81	6	276	3.8
13-14	26	301	42-93	.452	10-31	.323	18-22	.818	45	1.7	32	25-0	15	21	3	112	4.3
TOT	**98**	**1221**	**147-334**	**.444**	**41-113**	**.363**	**53-66**	**.803**	**183**	**1.8**	**170**	**112-0**	**56**	**102**	**9**	**388**	**4.1**
NBA PLAYOFFS (1 Year)																	
2013	5	14	1-4	.250	0-3	.000	2-2	1.000	4	0.8	2	1-0	0	0	0	4	0.8

DEDMON, DEWAYNE #3 — 7-0 C — USC '13 — 8/12/89

How Obtained: Signed as free agent, 7/14/16
How Departed: Unsigned free agent, 7/17

NBA (1 Year)					3-POINT												
YEAR	**GP**	**MIN**	**FGM-FGA**	**PCT**	**FGM-FGA**	**PCT**	**FTM-FTA**	**PCT**	**REBS**	**AVG**	**AST**	**PF-DQ**	**STL**	**TO**	**BLK**	**PTS**	**AVG**
16-17	76	1330	161-259	.622	0-0	.000	65-93	.699	496	6.5	44	180-1	37	61	61	387	5.1
NBA PLAYOFFS (1 Year)																	
2017	12	97	14-23	.609	0-0	.000	17-32	.531	47	3.9	3	16-0	2	8	3	45	3.8

DEL NEGRO, VINNY #15 — 6-4 G — N.C. State '88 — 8/9/66

How Obtained: Signed as free agent, 7/30/92
How Departed: Unsigned free agent, 1/99

NBA (6 Years)					3-POINT											
YEAR	GP	MIN	FGM-FGA	PCT	FGM-FGA	PCT	FTM-FTA	PCT	REBS	AVG	AST	PF-DQ	STL	TO	BLK	PTS	AVG
92-93	73	1526	218-430	.507	6-24	.250	101-117	.863	163	2.2	291	146-0	44	92	1	543	7.4
93-94	77	1949	309-634	.487	15-43	.349	140-170	.824	161	2.1	320	168-0	64	102	1	773	10.0
94-95	75	2360	372-766	.486	66-162	.407	128-162	.790	192	2.6	226	179-0	61	56	14	938	12.5
95-96	82	2766	478-962	.497	57-150	.380	178-214	.832	272	3.3	315	166-0	85	100	6	1191	14.5
96-97	72	2243	365-781	.467	44-140	.314	112-129	.868	210	2.9	231	131-0	59	92	7	886	12.3
97-98	54	1721	211-479	.441	17-39	.436	74-93	.796	152	2.8	183	113-0	39	53	6	513	9.5
TOT	**433**	**12565**	**1953-4052**	**.482**	**205-558**	**.367**	**733-885**	**.828**	**1150**	**2.7**	**1566**	**903-0**	**352**	**495**	**35**	**4844**	**11.2**
NBA PLAYOFFS (5 Years)																	
1993	8	112	17-38	.447	2-9	.222	4-4	1.000	19	2.4	24	13-0	1	3	1	40	5.0
1994	4	93	12-27	.444	2-4	.500	3-5	.600	7	1.8	18	6-0	1	6	0	29	7.3
1995	15	382	5-118	.432	9-20	.450	20-24	.833	32	2.1	37	23-0	8	16	2	131	8.7
1996	10	379	57-124	.460	16-27	.593	13-19	.684	26	2.6	29	19-0	13	6	3	143	14.3
1998	9	283	39-81	.481	2-10	.200	16-17	.941	24	2.7	29	30-0	8	13	0	96	10.7
TOT	**46**	**1249**	**176-388**	**.454**	**31-70**	**.443**	**56-69**	**.812**	**108**	**2.3**	**137**	**91-0**	**31**	**44**	**6**	**439**	**9.5**

DEMPS, DELL #5 — 6-4 G — Pacific '92 — 2/12/70

How Obtained: Signed as free agent, 10/7/95
How Departed: Unsigned free agent, 7/1/96

NBA (1 Year)					3-POINT											
YEAR	GP	MIN	FGM-FGA	PCT	FGM-FGA	PCT	FTM-FTA	PCT	REBS	AVG	AST	PF-DQ	STL	TO	BLK	PTS	AVG
95-96	16	87	19-33	.576	1-2	.500	14-17	.824	9	0.6	8	10-0	3	12	1	53	3.3

DENTMON, JUSTIN #1 — 5-11 G — Washington '09 — 9/5/85

How Obtained: Signed 10-day contract on 3/24/12

NBA (1 Year)					3-POINT											
YEAR	GP	MIN	FGM-FGA	PCT	FGM-FGA	PCT	FTM-FTA	PCT	REBS	AVG	AST	PF-DQ	STL	TO	BLK	PTS	AVG
11-12	2	19	2-6	.333	0-4	.000	0-0	-	1	.50	1	2-0	1	0	0	4	2.0

DEROZAN, DEMAR #10 — 6-6 G/F — USC '88 — 8/9/66

How Obtained: From Toronto, along with Jakob Poeltl and a protected 2019 first round pick (Keldon Johnson), in exchange for Kawhi Leonard and-Danny Green on July 18, 2018.
How Departed: Unsigned free agent, 8/21

NBA (3 Years)					3-POINT											
YEAR	GP	MIN	FGM-FGA	PCT	FGM-FGA	PCT	FTM-FTA	PCT	REBS	AVG	AST	PF-DQ	STL	TO	BLK	PTS	AVG
18-19	77	2688	631-1313	.481	7-45	.156	366-441	.830	462	6.0	475	177-1	86	199	36	1635	21.2
19-20	68	2316	557-1049	.531	9-35	.257	381-451	.845	375	5.5	380	180-1	70	164	20	1504	22.1
20-21	61	2056	455-920	.495	19-74	.257	387-440	.880	259	4.2	422	128-0	56	119	15	1316	21.6
TOT	**206**	**7061**	**1643-3282**	**.501**	**35-154**	**.227**	**1134-1332**	**.851**	**1096**	**5.3**	**1277**	**485-2**	**212**	**482**	**71**	**4455**	**21.6**
NBA PLAYOFFS (1 Year)																	
2019	7	251	58-119	.487	0-1	.000	38-44	.864	47	6.7	32	16-0	8	12	1	154	22.0

DIAL, DERRICK #5 — 6-5 G — Eastern Michigan '98 — 12/20/75

How Obtained: Second round pick, 1998 Draft, 52nd overall
How Departed: Unsigned free agent, 7/18/01

NBA (2 Years)					3-POINT											
YEAR	GP	MIN	FGM-FGA	PCT	FGM-FGA	PCT	FTM-FTA	PCT	REBS	AVG	AST	PF-DQ	STL	TO	BLK	PTS	AVG
99-00	8	95	17-46	.370	3-12	.250	3-5	.600	26	3.3	5	10-0	1	6	1	40	5.0
00-01	33	207	36-83	.434	2-10	.200	12-21	.571	38	1.2	21	22-0	4	12	6	86	2.6
TOT	**41**	**302**	**53-129**	**.411**	**5-22**	**.227**	**15-26**	**.577**	**64**	**1.6**	**26**	**32-0**	**5**	**18**	**7**	**126**	**3.1**
NBA PLAYOFFS (1 Year)																	
2000	2	8	2-4	.500	0-0	.000	1-2	.500	2	1.0	0	1-0	0	0	0	5	2.5

DIAW, BORIS #33 — 6-8 F — France — 4/16/82

How Obtained: Signed as free agent, 3/23/12
How Departed: Traded to Utah, along with a future second round pick, for O. Hanlan, 7/8/16

NBA (5 Years)					3-POINT											
YEAR	GP	MIN	FGM-FGA	PCT	FGM-FGA	PCT	FTM-FTA	PCT	REBS	AVG	AST	PF-DQ	STL	TO	BLK	PTS	AVG
11-12	20	406	40-68	.588	8-13	.615	5-8	.625	85	4.3	47	54-1	14	28	6	93	4.7
12-13	75	1709	179-332	.539	30-78	.385	47-65	.723	254	3.4	180	143-0	52	84	27	435	5.8
13-14	79	1974	302-580	.521	45-112	.402	68-92	.739	326	4.1	222	140-0	44	121	32	717	9.1
14-15	81	1984	291-632	.460	54-169	.320	72-93	.774	348	4.3	233	148-0	36	126	23	708	8.7
15-16	76	1386	202-383	.527	25-69	.362	56-76	.737	233	3.1	176	102-0	26	97	21	485	6.4
TOT	**331**	**7459**	**1014-1995**	**.508**	**162-441**	**.367**	**248-334**	**.743**	**1246**	**3.8**	**858**	**587-1**	**172**	**456**	**109**	**2438**	**7.4**
NBA PLAYOFFS (5 Years)																	
11-12	14	346	36-70	.514	9-18	.500	6-8	.750	73	5.2	35	29-0	11	15	4	87	6.2
12-13	16	273	24-54	.444	5-13	.385	12-14	.857	40	2.5	28	28-0	4	13	3	65	4.1
13-14	23	604	80-160	.500	18-45	.400	33-48	.688	111	4.8	78	44-0	14	29	3	211	9.2
14-15	7	198	34-71	.479	4-18	.222	9-13	.692	43	6.1	25	24-0	5	9	3	81	11.6
15-16	9	159	21-46	.457	2-6	.333	3-4	.750	19	2.1	21	9-0	2	6	4	47	5.2
TOT	**69**	**1579**	**195-401**	**.486**	**38-100**	**.380**	**63-87**	**.724**	**286**	**4.1**	**187**	**134-0**	**36**	**72**	**17**	**491**	**7.1**

DIENG, GORGUI #7 — 6-10 C — Louisville '13 — 1/18/90

How Obtained: Signed as free agent, 3/29/21
How Departed: Unsigned free agent, 8/21

NBA (1 Year)					3-POINT											
YEAR	GP	MIN	FGM-FGA	PCT	FGM-FGA	PCT	FTM-FTA	PCT	REBS	AVG	AST	PF-DQ	STL	TO	BLK	PTS	AVG
20-21	16	181	29-55	.527	7-22	.318	20-24	.833	42	2.6	19	18-0	9	10	2	85	5.3

DIETRICK, COBY #25 — 6-11 C/F — San Jose State '70 — 7/23/48

How Obtained: (1) Signed as free agent with Dallas, 1972; (2) Signed 10-day contract, 1/18/83; Signed 10-day contract, 1/28/83
How Departed: (1) Signed as free agent with Chicago (received Tate Armstrong and cash as compensation on 9/5/79), 8/2/79; (2) Waived, 2/8/83

YEAR	GP	MIN	FGM-FGA	PCT	3-POINT FGM-FGA	PCT	FTM-FTA	PCT	REBS	AVG	AST	PF-DQ	STL	TO	BLK	PTS	AVG
ABA (3 Years)																	
73-74	84	2142	251-569	.441	0-3	.000	81-114	.711	532	6.3	253	285-0	89	151	50	583	6.9
74-75	82	1724	222-444	.500	2-4	.500	76-99	.768	524	6.4	168	266-0	82	117	55	522	6.4
75-76	81	1467	200-403	.496	1-7	.143	68-82	.829	349	4.3	159	257-0	67	112	43	469	5.8
TOT	**247**	**5333**	**673-1416**	**.475**	**3-14**	**.214**	**225-295**	**.763**	**1405**	**5.7**	**581**	**808-0**	**245**	**380**	**148**	**1576**	**6.4**
NBA (4 Years)																	
76-77	82	1772	285-620	.460	0-0	.000	119-166	.717	372	4.5	148	267-8	88	—	57	689	8.4
77-78	79	1876	250-543	.460	0-0	.000	89-114	.781	358	4.5	217	231-4	81	144	55	589	7.5
78-79	76	1487	209-400	.523	0-0	.000	79-99	.798	315	4.1	198	206-7	72	92	38	497	6.5
82-83	8	34	1-5	.200	0-0	.000	0-2	.000	8	1.0	6	6-0	1	1	0	2	0.3
TOT	**245**	**5169**	**745-1568**	**.475**	**0-0**	**.000**	**287-381**	**.753**	**1053**	**4.3**	**569**	**710-19**	**242**	**237**	**150**	**1777**	**7.3**
ABA PLAYOFFS (3 Years)																	
1974	7	129	13-25	.520	0-2	.000	8-12	.667	27	3.8	9	17-0	2	7	7	34	4.9
1975	6	187	30-49	.612	0-2	.000	9-11	.818	40	6.7	22	26-0	6	14	7	69	1.2
1976	7	208	27-55	.491	0-0	.000	8-13	.615	41	5.9	15	28-0	7	17	6	62	8.9
TOT	**20**	**524**	**70-129**	**.543**	**0-2**	**.000**	**25-36**	**.694**	**108**	**5.4**	**46**	**71-0**	**15**	**38**	**20**	**165**	**8.3**
NBA PLAYOFFS (3 Years)																	
1977	2	64	12-23	.523	0-0	.000	2-6	.333	9	4.5	5	4-0	1	0	0	26	13.0
1978	6	96	14-27	.519	0-0	.000	1-2	.500	25	4.2	4	18-1	5	9	5	29	4.8
1979	14	281	39-88	.443	0-0	.000	4-8	.500	65	4.6	26	41-0	12	18	3	82	5.9
TOT	**22**	**441**	**65-138**	**.471**	**0-0**	**.000**	**7-16**	**.438**	**99**	**4.5**	**35**	**63-1**	**18**	**27**	**8**	**137**	**6.2**

DINKINS, BYRON #4 — 6-2 G — UNC Charlotte '89 — 6/15/67

How Obtained: Signed as free agent, 11/6/90
How Departed: Waived, 12/17/90

YEAR	GP	MIN	FGM-FGA	PCT	3-POINT FGM-FGA	PCT	FTM-FTA	PCT	REBS	AVG	AST	PF-DQ	STL	TO	BLK	PTS	AVG
NBA (1 Year)																	
90-91	10	144	13-33	.394	0-0	.000	8-9	.889	11	1.1	19	12-0	2	13	0	34	3.4

DIOGU, IKE #1 — 6-9 F — Arizona State '05 — 9/11/83

How Obtained: Signed as free agent on 1/3/12
How Departed: Waived on 1/12/12

YEAR	GP	MIN	FGM-FGA	PCT	3-POINT FGM-FGA	PCT	FTM-FTA	PCT	REBS	AVG	AST	PF-DQ	STL	TO	BLK	PTS	AVG
NBA (1 Year)																	
11-12	2	0	0-2	.000	0-0	.000	2-2	1.000	1	.500	0	1-0	0	1	0	2	1.0

DUCKWORTH, KEVIN #54 — 6-11 C — E. Illinois '86 — 4/1/64

How Obtained: Second round pick, 1986 Draft, 33rd overall
How Departed: Traded to Portland for Berry, 12/18/86

YEAR	GP	MIN	FGM-FGA	PCT	3-POINT FGM-FGA	PCT	FTM-FTA	PCT	REBS	AVG	AST	PF-DQ	STL	TO	BLK	PTS	AVG
NBA (1 Year)																	
86-87	14	122	18-45	.400	0-0	.000	9-14	.643	31	2.2	6	27-0	5	4	3	45	3.2

DUNCAN, TIM #21 — 6-11 F — Wake Forest '97 — 4/25/76

How Obtained: First round pick, 1997 Draft, 1st overall
How Departed: Retired, 7/11/16

NBA (19 Years)					3-POINT												
YEAR	**GP**	**MIN**	**FGM-FGA**	**PCT**	**FGM-FGA**	**PCT**	**FTM-FTA**	**PCT**	**REBS**	**AVG**	**AST**	**PF-DQ**	**STL**	**TO**	**BLK**	**PTS**	**AVG**
97-98	82	3204	706-1287	.549	0-10	.000	319-482	.662	977	11.9	224	254-1	55	279	206	1731	21.1
98-99	50	1963	418-845	.495	1-7	.143	247-358	.690	571	11.4	121	147-2	45	146	126	1084	21.7
99-00	74	2875	628-1281	.490	1-11	.091	459-603	.761	918	12.4	234	210-1	66	242	165	1716	23.2
00-01	82	3174	702-1406	.499	7-27	.259	409-662	.618	997	12.2	245	247-0	70	242	192	1820	22.2
01-02	82	3329	764-1504	.508	1-10	.100	560-701	.799	1042	12.7	307	217-2	61	263	203	2089	25.5
02-03	81	3181	714-1392	.513	6-22	.273	450-634	.710	1043	12.9	316	231-2	55	248	237	1884	23.3
03-04	69	2527	592-1181	.501	2-12	.167	352-588	.599	859	12.4	213	164-1	62	183	185	1538	22.3
04-05	66	2203	517-1042	.496	3-9	.333	305-455	.670	732	11.1	179	144-0	45	127	174	1342	20.3
05-06	80	2784	574-1185	.484	2-5	.400	335-533	.629	881	11.0	253	219-2	70	198	162	1485	18.6
06-07	80	2726	618-1131	.546	1-9	.111	362-568	.637	846	10.6	273	203-0	66	224	190	1599	20.0
07-08	78	2651	585-1178	.497	0-4	.000	338-463	.730	881	11.3	218	185-1	56	178	152	1508	19.3
08-09	75	2523	558-1107	.504	0-2	.000	334-483	.692	800	10.7	264	173-2	38	165	126	1450	19.3
09-10	78	2438	561-1082	.518	2-11	.182	271-374	.725	788	10.1	246	152-1	45	140	117	1395	17.9
10-11	76	2156	419-838	.500	0-4	.000	184-257	.716	678	8.9	203	119-0	50	122	146	1022	13.4
11-12	58	1634	361-733	.492	0-4	.000	173-249	.695	520	9.0	132	98-0	38	97	88	895	15.4
12-13	69	2078	490-976	.502	2-7	.286	245-300	.817	686	9.9	184	117-0	50	147	183	1227	17.8
13-14	74	2158	444-906	.490	0-5	.000	231-316	.731	721	9.7	220	134-2	43	159	139	1119	15.1
14-15	77	2227	419-819	.512	2-7	.286	230-311	.740	704	9.1	230	165-0	63	131	151	1070	13.9
15-16	61	1536	215-441	.488	0-2	.000	92-131	.702	447	7.3	163	125-0	47	90	78	522	8.6
TOT	**1392**	**47367**	**10285-20334**	**.506**	**30-168**	**.179**	**5896-8468**	**.696**	**15091**	**10.8**	**4225**	**3304-17**	**1025**	**3381**	**3020**	**26496**	**19.0**
NBA PLAYOFFS (18 Years)																	
97-98	9	374	73-140	.521	0-1	.000	40-60	.667	81	9.0	17	24-1	5	25	23	186	20.7
98-99	17	733	144-282	.511	0-3	.000	107-143	.748	195	11.5	48	50-1	13	52	45	395	23.2
00-01	13	526	120-246	.488	1-1	1.000	76-119	.639	188	14.5	49	43-0	14	50	35	317	24.4
01-02	9	380	82-181	.453	1-3	.333	83-101	.822	130	14.4	45	22-0	6	37	39	248	27.6
02-03	24	1021	218-412	.529	0-7	.000	157-232	.677	369	15.4	127	78-0	15	76	79	593	24.7
03-04	10	405	83-159	.522	0-1	.000	55-87	.632	113	11.3	32	34-0	8	42	20	221	22.1
04-05	23	869	197-425	.464	1-5	.200	147-205	.717	286	12.4	63	66-1	8	62	52	542	23.6
05-06	13	493	121-211	.573	0-2	.000	94-131	.718	137	10.5	43	50-1	11	34	25	336	25.8
06-07	20	736	174-334	.521	0-0	---	96-149	.644	229	11.5	65	59-0	13	59	62	444	22.2
07-08	17	666	135-301	.449	1-5	.200	72-115	.626	247	14.5	56	41-0	15	41	35	343	20.2
08-09	5	164	41-77	.532	0-0	---	17-28	.607	40	8.0	16	11-0	3	7	6	99	19.8
09-10	10	373	78-150	.520	1-2	.500	33-69	.478	99	9.9	26	27-0	8	24	17	190	19.0
10-11	6	212	33-69	.478	0-0	---	10-16	.625	63	10.5	16	17-1	3	18	15	76	12.7
11-12	14	463	101-204	.495	0-1	.000	41-58	.707	131	9.4	39	30-0	10	21	29	243	17.4
12-13	21	735	151-321	.470	0-1	.000	79-98	.806	214	10.2	40	53-0	18	42	34	381	18.1
13-14	23	752	149-285	.523	0-2	.000	76-100	.760	211	9.2	45	52-0	7	26	29	374	16.3
14-15	7	250	53-90	.589	0-1	.000	19-34	.559	78	11.1	23	26-1	9	7	10	125	17.9
15-16	10	218	22-52	.423	0-0	---	15-21	.714	48	4.8	14	18-0	2	10	13	59	5.9
TOT	**251**	**9370**	**1975-3939**	**.501**	**5-35**	**.143**	**1217-1766**	**.689**	**2859**	**11.4**	**764**	**701-6**	**168**	**633**	**568**	**5172**	**20.6**
NBA ALL-STAR GAMES (15 years)																	
97-98	1	14	1-4	.250	0-1	.000	0-0	---	11	11.0	1	0-0	0	2	0	2	2.0
99-00	1	33	12-14	.857	0-0	---	0-0	---	14	14.0	4	3-0	1	2	1	24	24.0
00-01	1	28	5-11	.455	0-0	---	4-4	1.000	14	14.0	1	1-0	2	2	1	14	14.0
01-02	1	29	7-11	.636	0-0	---	0-0	---	14	14.0	2	1-0	0	3	2	14	14.0
02-03	1	40	8-18	.444	0-0	---	3-3	1.000	15	15.0	4	2-0	1	3	0	19	19.0
03-04	1	26	6-11	.545	0-0	---	2-4	.500	13	13.0	5	2-0	1	2	0	14	14.0
04-05	1	16	7-10	.700	1-1	1.000	0-1	.000	9	9.0	2	0-0	0	2	0	15	15.0
05-06	1	21	6-7	.857	0-0	---	3-3	1.000	10	10.0	1	2-0	1	5	1	15	15.0
06-07	1	15	2-3	.667	0-0	---	0-0	---	5	5.0	4	1-0	1	0	1	4	4.0
07-08	1	22	2-7	.286	0-1	.000	0-0	---	9	9.0	1	1-0	1	4	1	4	4.0
08-09	1	18	3-5	.600	0-0	---	0-0	---	3	3.0	2	1-0	1	2	1	6	6.0
09-10	1	13	1-4	.250	0-0	---	1-2	.500	4	4.0	0	1-0	2	3	0	3	3.0
10-11	1	12	1-4	.250	0-0	---	0-0	---	3	3.0	2	0-0	2	0	0	2	2.0
12-13	1	8	1-4	.250	0-1	.000	0-0	---	3	3.0	0	1-0	0	1	0	2	2.0
14-15	1	15	1-2	.500	0-0	---	0-0	---	9	9.0	2	0-0	0	0	0	2	2.0
TOT	**15**	**310**	**63-115**	**.548**	**1-4**	**.250**	**13-17**	**.765**	**136**	**9.1**	**31**	**16-0**	**13**	**31**	**8**	**140**	**9.3**

DUNLEAVY, MIKE #10 — 6-3 G — South Carolina '76 — 3/21/54

How Obtained: Signed as veteran free agent (Houston got third round pick in '83), 10/16/82
How Departed: Signed as veteran free agent with Milwaukee (Spurs got fourth round pick in '84 and cash), 3/8/84

NBA (1 Year)					3-POINT												
YEAR	**GP**	**MIN**	**FGM-FGA**	**PCT**	**FGM-FGA**	**PCT**	**FTM-FTA**	**PCT**	**REBS**	**AVG**	**AST**	**PF-DQ**	**STL**	**TO**	**BLK**	**PTS**	**AVG**
82-83	79	1619	213-510	.418	67-194	.345	120-154	.779	134	1.7	437	210-1	74	160	4	613	7.8
NBA PLAYOFFS (1 Year)																	
1983	11	174	22-65	.338	8-30	.267	9-13	.692	13	1.2	49	22-0	9	14	1	61	5.5

EDMONSON, KEITH #10 — 6-5 G — Purdue '81 — 9/28/60

How Obtained: From Atlanta for cash, 10/17/83
How Departed: Traded to Denver for a second round pick in '84, 1/21/84

NBA (1 Year)					3-POINT												
YEAR	**GP**	**MIN**	**FGM-FGA**	**PCT**	**FGM-FGA**	**PCT**	**FTM-FTA**	**PCT**	**REBS**	**AVG**	**AST**	**PF-DQ**	**STL**	**TO**	**BLK**	**PTS**	**AVG**
83-84	40	521	135-274	.493	0-0	.000	76-101	.752	70	1.8	27	67-1	22	45	6	346	8.7

EISLEY, HOWARD #1 — 6-3 G — Boston College '94 — 12/4/72

How Obtained: Signed to 10-day contract, 2/26/95; Signed to 10-day contract, 3/9/95; Signed for season, 3/18/95
How Departed: Waived, 4/17/95

NBA (1 Year)					3-POINT												
YEAR	**GP**	**MIN**	**FGM-FGA**	**PCT**	**FGM-FGA**	**PCT**	**FTM-FTA**	**PCT**	**REBS**	**AVG**	**AST**	**PF-DQ**	**STL**	**TO**	**BLK**	**PTS**	**AVG**
94-95	15	56	3-17	.176	1-5	.200	0-0	.000	6	0.4	18	3-0	0	8	1	7	0.5

ELIE, MARIO #17 — 6-5 G — American International '85 — 11/26/63

How Obtained: Signed as free agent, 1/21/99
How Departed: Unsigned free agent, 8/1/00

NBA (2 Years)					3-POINT												
YEAR	GP	MIN	FGM-FGA	PCT	FGM-FGA	PCT	FTM-FTA	PCT	REBS	AVG	AST	PF-DQ	STL	TO	BLK	PTS	AVG
98-99	47	1291	156-331	.471	40-107	.374	103-119	.866	137	2.9	89	91-0	46	61	12	455	9.7
99-00	79	2217	195-457	.427	74-186	.398	126-149	.846	249	3.2	193	156-0	73	130	9	590	7.5
TOT	**126**	**3508**	**351-788**	**.445**	**114-293**	**.389**	**229-268**	**.854**	**386**	**3.1**	**282**	**247-0**	**119**	**191**	**21**	**1045**	**8.3**
NBA PLAYOFFS (2 Years)																	
1999	17	526	43-112	.384	8-30	.267	41-49	.837	59	3.5	50	42-0	22	25	2	135	7.9
2000	4	115	6-22	.273	1-7	.143	17-18	.944	17	4.3	7	4-0	5	12	0	30	7.5
TOT	**21**	**641**	**49-134**	**.366**	**9-37**	**.243**	**58-67**	**.866**	**76**	**3.6**	**57**	**46-0**	**27**	**37**	**2**	**165**	**7.9**

ELLIOTT, SEAN #32 — 6-8 F — Arizona '89 — 2/2/68

How Obtained: (1) First round pick, 1989 Draft, 3rd overall (2) From Detroit for Curley and a 1997 second round pick, 7/19/94
How Departed: (1) Traded to Detroit, with Wood, for Rodman, Morris and future considerations, 10/1/93 (2) Unsigned free agent, 7/18/01

NBA (11 Years)					3-POINT												
YEAR	GP	MIN	FGM-FGA	PCT	FGM-FGA	PCT	FTM-FTA	PCT	REBS	AVG	AST	PF-DQ	STL	TO	BLK	PTS	AVG
89-90	81	2032	311-647	.481	1-9	.111	187-216	.866	297	3.7	154	172-0	45	112	14	810	10.0
90-91	82	3044	478-976	.490	20-64	.313	325-402	.808	456	5.6	238	190-2	69	147	33	1301	15.9
91-92	82	3120	514-1040	.494	25-82	.305	285-331	.861	439	5.4	214	149-0	84	152	29	1338	16.3
92-93	70	2604	451-918	.491	37-104	.356	268-337	.795	322	4.6	265	132-1	68	152	28	1207	17.2
94-95	81	2858	502-1072	.468	136-333	.408	326-404	.807	287	3.5	206	216-2	78	151	38	1466	18.1
95-96	77	2901	525-1127	.466	161-392	.411	326-423	.771	396	5.1	211	178-1	69	198	33	1537	20.0
96-97	39	1393	196-464	.422	42-126	.333	148-196	.755	190	4.9	124	105-1	24	89	24	582	14.9
97-98	36	1012	122-303	.403	34-90	.378	56-78	.718	124	3.4	62	92-1	24	57	14	334	9.3
98-99	50	1509	208-507	.410	39-119	.328	106-140	.757	213	4.3	117	104-1	26	71	17	561	11.2
99-00	19	391	38-106	.358	13-37	.351	25-32	.781	47	2.5	28	34-0	12	19	2	114	6.0
00-01	52	1229	147-339	.434	55-129	.426	60-84	.714	170	3.3	81	80-0	23	51	25	409	7.9
TOT	**669**	**22093**	**3492-7499**	**.466**	**563-1485**	**.379**	**2112-2643**	**.799**	**2941**	**4.4**	**1700**	**1452-9**	**522**	**1199**	**257**	**9659**	**14.4**
NBA PLAYOFFS (9 Years)																	
1990	10	291	53-96	.552	0-1	.000	21-29	.724	41	4.1	18	37-0	9	15	6	127	12.7
1991	4	132	17-40	.425	0-3	.000	25-32	.781	22	5.5	16	9 0	4	9	1	59	14.8
1992	3	137	19-40	.475	5-8	.625	16-18	.889	13	4.3	8	6 0	3	6	4	59	19.7
1993	10	381	59-125	.472	3-14	.214	37-40	.925	48	4.8	36	22-0	8	22	3	158	15.8
1995	15	574	87-200	.435	20-55	.364	66-85	.776	72	4.8	40	38-0	10	27	7	260	17.3
1996	10	389	47-117	.402	10-34	.294	51-64	.797	39	3.9	25	24-0	11	30	4	155	15.5
1999	17	574	68-153	.444	22-55	.400	45-59	.763	58	3.4	45	50-0	9	21	4	203	11.9
2000	4	119	15-40	.375	5-13	.385	5-8	.625	22	5.5	5	13-0	0	4	2	40	10.0
2001	12	239	19-51	.373	8-22	.364	11-11	1.000	26	2.2	14	21-0	5	13	6	57	4.8
TOT	**85**	**2836**	**384-862**	**.445**	**73-205**	**.356**	**277-346**	**.801**	**341**	**4.0**	**207**	**220-0**	**59**	**147**	**37**	**1118**	**13.2**
NBA ALL-STAR GAMES (2 years)																	
1993	1	15	1-6	.167	0-0	.000	3-4	.750	2	2.0	0	1-0	0	1	0	5	5.0
1996	1	22	5-12	.417	2-6	.333	1-1	.100	5	5.0	2	4-0	0	2	0	13	13.0
TOT	**2**	**37**	**6-18**	**.333**	**2-6**	**.333**	**4-5**	**.800**	**7**	**3.5**	**2**	**5-0**	**0**	**3**	**0**	**18**	**9.0**

ELLIS, DALE #3 — 6-7 G — Tennessee '83 — 8/6/60

How Obtained: From Milwaukee for the rights to Murray, 7/1/92
How Departed: Unsigned free agent, 7/1/94

NBA (2 Years)					3-POINT												
YEAR	GP	MIN	FGM-FGA	PCT	FGM-FGA	PCT	FTM-FTA	PCT	REBS	AVG	AST	PF-DQ	STL	TO	BLK	PTS	AVG
92-93	82	2731	545-1092	.499	119-297	.401	157-197	.797	312	3.8	107	179-0	78	111	18	1366	16.7
93-94	77	2590	478-967	.494	131-332	.395	83-107	.776	255	3.3	80	141-0	66	75	11	1170	15.2
TOT	**159**	**5321**	**1023-2059**	**.497**	**250-629**	**.397**	**240-304**	**.789**	**567**	**3.6**	**187**	**320-0**	**144**	**186**	**29**	**2536**	**15.9**
NBA PLAYOFFS (2 Years)																	
1993	10	305	51-113	.451	10-32	.313	13-16	.813	35	3.5	11	25-0	4	10	0	125	12.5
1994	4	114	17-43	.395	5-17	.294	3-5	.600	10	2.5	1	6-0	3	4	0	42	10.5
TOT	**14**	**419**	**68-156**	**.436**	**15-49**	**.306**	**16-21**	**.762**	**45**	**3.2**	**12**	**31-0**	**7**	**14**	**0**	**167**	**11.9**

ELSON, FRANCISCO #16 — 7-0 C — California '99 — 2/28/76

How Obtained: Signed as free agent, 8/2/06
How Departed: Traded to Seattle, with Barry and a first round pick, for Thomas, 2/20/08

NBA (2 Years)					3-POINT												
YEAR	GP	MIN	FGM-FGA	PCT	FGM-FGA	PCT	FTM-FTA	PCT	REBS	AVG	AST	PF-DQ	STL	TO	BLK	PTS	AVG
06-07	70	1332	144-282	.511	0-2	.000	62-80	.775	336	4.8	55	184-0	31	86	59	350	5.0
07-08	41	534	62-148	.419	0-0	.000	20-24	.833	135	3.3	16	62-0	9	30	14	144	3.5
TOT	**111**	**1866**	**206-430**	**.479**	**0-2**	**.000**	**82-104**	**.788**	**471**	**4.2**	**71**	**246-0**	**40**	**116**	**73**	**494**	**4.5**
NBA PLAYOFFS (1 Year)																	
06-07	20	230	26-44	.591	0-1	.000	14-20	.700	62	3.1	2	41-0	8	19	6	66	3.3

ELY, MELVIN #2 — 6-10 F — Fresno State '02 — 5/2/78

How Obtained: From Charlotte for Williams and a second round pick, 2/13/07
How Departed: Unsigned free agent, 7/07

NBA (1 Year)					3-POINT												
YEAR	GP	MIN	FGM-FGA	PCT	FGM-FGA	PCT	FTM-FTA	PCT	REBS	AVG	AST	PF-DQ	STL	TO	BLK	PTS	AVG
06-07	6	65	6-20	.300	0-0	.000	7-12	.583	14	2.3	4	12-0	4	5	2	19	3.2

EVANS, MIKE #1 — 6-1 G — Kansas State '78 — 4/19/55

How Obtained: Signed as free agent, 8/79
How Departed: Traded to Milwaukee for cash, 10/7/80

NBA (1 Year)					3-POINT												
YEAR	GP	MIN	FGM-FGA	PCT	FGM-FGA	PCT	FTM-FTA	PCT	REBS	AVG	AST	PF-DQ	STL	TO	BLK	PTS	AVG
79-80	79	1246	208-464	.448	12-42	.286	58-85	.682	107	1.4	230	194-2	60	128	9	486	6.2
NBA PLAYOFFS (1 Year)																	
1980	2	12	3-8	.375	2-4	.500	3-4	.750	2	1.0	2	2-0	0	0	0	11	5.5

FARMER, DESMON #33 — 6-5 G — USC '04 — 10/7/81

How Obtained: Signed as a free agent, 9/17/08
How Departed: Waived, 11/16/08

NBA (1 Year)					3-POINT											
YEAR	GP	MIN	FGM-FGA	PCT	FGM-FGA	PCT	FTM-FTA	PCT	REBS	AVG	AST	PF-DQ	STL	TO	BLK	PTS	AVG
08-09	3	54	4-14	.286	3-12	.250	2-2	1.000	6	2.0	2	6-0	0	4	0	13	4.3

FEICK, JAMIE #14 — 6-9 F — Michigan State '96 — 7/3/74

How Obtained: Signed as free agent, 9/17/08
How Departed: Waived, 11/16/08

NBA (1 Year)					3-POINT											
YEAR	GP	MIN	FGM-FGA	PCT	FGM-FGA	PCT	FTM-FTA	PCT	REBS	AVG	AST	PF-DQ	STL	TO	BLK	PTS	AVG
96-97	38	614	54-153	.353	4-13	.308	34-65	.523	211	5.6	26	75-0	16	31	13	146	3.8

FERRY, DANNY #35 — 6-10 F — Duke '89 — 10/17/66

How Obtained: Signed as free agent, 8/10/00
How Departed: Traded to Indiana as part of a three-team deal (Spurs, Pacers and Kings), 7/24/03

NBA (3 Years)					3-POINT											
YEAR	GP	MIN	FGM-FGA	PCT	FGM-FGA	PCT	FTM-FTA	PCT	REBS	AVG	AST	PF-DQ	STL	TO	BLK	PTS	AVG
00-01	80	1688	178-375	.475	70-156	.449	22-30	.733	223	2.8	71	169-1	28	50	21	448	5.6
01-02	50	799	76-177	.429	43-99	.434	34-36	.944	90	1.8	48	70-0	16	22	9	229	4.6
02-03	64	601	44-124	.355	21-60	.350	10-13	.769	75	1.2	21	55-0	7	27	9	119	1.9
TOT	**194**	**3088**	**298-676**	**.441**	**134-315**	**.425**	**66-79**	**.835**	**388**	**2.0**	**140**	**294-1**	**51**	**99**	**39**	**796**	**4.1**
NBA PLAYOFFS (3 Years)																	
2001	13	334	27-68	.397	21-46	.457	0-0	.000	41	3.2	17	32-0	4	6	1	75	5.8
2002	10	155	10-33	.303	7-20	.350	1-4	.250	20	2.0	8	19-0	0	2	1	28	2.8
2003	16	101	8-28	.286	4-14	.286	0-0	.000	23	1.4	7	20-0	2	5	0	20	1.3
TOT	**39**	**590**	**45-129**	**.349**	**32-80**	**.400**	**1-4**	**.250**	**84**	**2.2**	**32**	**71-0**	**6**	**13**	**2**	**123**	**3.2**

FINLEY, MICHAEL #4 — 6-7 G/F — Wisconsin '95 — 3/6/73

How Obtained: Signed as free agent, 9/2/05
How Departed: Released from contract, 3/1/10

NBA (5 Years)					3-POINT											
YEAR	GP	MIN	FGM-FGA	PCT	FGM-FGA	PCT	FTM-FTA	PCT	REBS	AVG	AST	PF-DQ	STL	TO	BLK	PTS	AVG
05-06	77	2038	286-695	.412	110-279	.394	98-115	.852	247	3.2	116	97-0	37	62	7	780	10.1
06-07	82	1823	273-663	.412	104-286	.364	90-98	.918	223	2.7	108	76-0	32	46	16	740	9.0
07-08	82	2204	315-761	.414	132-357	.370	64-80	.800	254	3.1	114	93-0	29	56	10	826	10.1
08-09	81	2336	301-689	.437	131-319	.411	51-62	.823	270	3.3	114	82-0	37	61	17	784	9.7
09-10	25	395	37-97	.381	13-41	.317	6-9	.667	38	1.5	19	12-0	6	13	4	93	3.7
TOT	**347**	**8796**	**1212-2905**	**.417**	**490-1282**	**.382**	**309-364**	**.849**	**1032**	**3.0**	**471**	**360-0**	**141**	**238**	**54**	**3223**	**9.3**
NBA PLAYOFFS (4 Years)																	
05-06	13	411	50-105	.476	18-47	.383	18-20	.900	49	3.8	18	19-0	8	9	3	136	10.5
06-07	20	538	73-178	.410	44-105	.419	35-39	.897	58	2.9	22	28-0	11	13	4	225	11.3
07-08	17	391	43-107	.402	19-52	.365	9-9	1.000	33	1.9	17	25-0	5	6	3	114	6.7
08-09	5	143	15-34	.441	7-15	.467	3-4	.750	15	3.0	5	8-0	1	4	1	40	8.0
TOT	**55**	**1483**	**181-424**	**.427**	**88-219**	**.402**	**65-72**	**.903**	**155**	**2.8**	**62**	**80-0**	**25**	**32**	**11**	**515**	**9.4**

FLOYD, ERIC "SLEEPY" #21 — 6-3 G — Georgetown '82 — 3/6/60

How Obtained: Signed as free agent, 8/13/93
How Departed: Unsigned free agent, 7/1/94

NBA (1 Year)					3-POINT											
YEAR	GP	MIN	FGM-FGA	PCT	FGM-FGA	PCT	FTM-FTA	PCT	REBS	AVG	AST	PF-DQ	STL	TO	BLK	PTS	AVG
93-94	53	737	70-209	.335	8-36	.222	52-78	.667	70	1.3	101	71-0	12	61	8	200	3.8

FORBES, BRYN #11 — 6-3 G — Michigan State '16 — 7/23/93

How Obtained: Signed as free agent, 7/20/18
How Departed: Unsigned free agent, 11/20

NBA (5 Years)					3-POINT											
YEAR	GP	MIN	FGM-FGA	PCT	FGM-FGA	PCT	FTM-FTA	PCT	REBS	AVG	AST	PF-DQ	STL	TO	BLK	PTS	AVG
16-17	36	285	36-99	.364	17-53	.321	5-6	.833	23	0.6	23	20-0	1	11	0	94	2.6
17-18	80	1517	209-497	.421	89-228	.390	48-72	.667	110	1.4	80	108-0	28	37	2	555	6.9
18-19	82	2293	361-791	.456	176-413	.426	69-78	.885	239	2.9	175	159-0	45	80	4	967	11.8
19-20	63	1579	242-581	.417	148-381	.388	75-90	.833	126	2.0	108	113-0	33	57	0	707	11.2
TOT	**261**	**5674**	**848-1968**	**.431**	**430-1075**	**.400**	**197-246**	**.801**	**498**	**1.9**	**386**	**400-0**	**107**	**185**	**6**	**2323**	**8.9**
NBA PLAYOFFS (3 Years)																	
2017	6	73	6-21	.286	2-9	.222	6-6	1.000	6	1.0	3	5-0	0	2	1	20	3.3
2018	4	54	5-17	.294	2-9	.222	5-7	.714	3	0.8	2	3-0	0	0	0	17	4.3
2019	7	212	27-56	.482	15-31	.484	6-9	.667	25	3.6	7	14-0	1	3	1	75	10.7
TOT	**17**	**339**	**38-94**	**.404**	**19-49**	**.388**	**17-22**	**.773**	**34**	**2.0**	**12**	**22-0**	**1**	**5**	**2**	**112**	**6.6**

FORD, T.J. #11 — 6-0 G — Texas '03 — 3/24/83

How Obtained: Signed as free agent, 12/9/11
How Departed: Retired on 3/12/12

NBA (1 Year)					3-POINT											
YEAR	GP	MIN	FGM-FGA	PCT	FGM-FGA	PCT	FTM-FTA	PCT	REBS	AVG	AST	PF-DQ	STL	TO	BLK	PTS	AVG
11-12	14	190	19-43	.442	2-8	.250	11-14	.786	18	1.3	45	23-0	9	23	2	51	3.6

FRANKLIN, WILLIAM #23 — 6-9 F — Purdue '72 — 10/19/49

How Obtained: (1) Signed as free agent, 1975; (2) Signed as free agent, 1975
How Departed: (1) To Baltimore in ABA Expansion draft, 1975; (2) Waived, 1976

ABA (2 Years)					3-POINT											
YEAR	GP	MIN	FGM-FGA	PCT	FGM-FGA	PCT	FTM-FTA	PCT	REBS	AVG	AST	PF-DQ	STL	TO	BLK	PTS	AVG
74-75	24	179	32-85	.376	0-1	.000	15-23	.652	82	3.4	10	37-0	3	18	2	79	3.3
75-76	10	95	12-22	.545	0-0	.000	9-16	.563	29	2.9	5	16-0	3	5	3	33	3.3
TOT	**34**	**274**	**44-107**	**.411**	**0-1**	**.000**	**24-39**	**.615**	**111**	**3.3**	**15**	**53-0**	**6**	**23**	**5**	**112**	**3.3**
ABA PLAYOFFS (1 Year)																	
1975	2	10	2-5	.400	0-0	.000	0-0	.000	5	2.5	0	2-0	0	0	0	4	2.0

FREEMAN, DONNIE #20 — 6-3 G Illinois '67 — 7/18/44

How Obtained: From Indiana for a draft pick in '74 and cash, 1974
How Departed: Free agent, 5/75

YEAR	GP	MIN	FGM-FGA	PCT	3-POINT FGM-FGA	PCT	FTM-FTA	PCT	REBS	AVG	AST	PF-DQ	STL	TO	BLK	PTS	AVG
ABA (1 Year)																	
74-75	77	2381	453-1012	.448	0-5	.000	289-352	.821	184	2.4	202	169-0	65	131	15	1195	15.5
ABA PLAYOFFS (1 Year)																	
1975	6	166	33-72	.458	0-0	.000	8-10	.800	14	2.3	19	16-0	2	8	0	74	12.3

GALE, MIKE #12 — 6-4 G Elizabeth City St. '71 — 7/18/50

How Obtained: Contract purchased from New York Nets, 6/3/75
How Departed: Traded to Portland for R. Brewer, 12/19/80

YEAR	GP	MIN	FGM-FGA	PCT	3-POINT FGM-FGA	PCT	FTM-FTA	PCT	REBS	AVG	AST	PF-DQ	STL	TO	BLK	PTS	AVG
ABA (1 Year)																	
75-76	78	1782	230-506	.455	3-17	.176	64-80	.800	207	2.7	244	145-0	123	143	40	527	6.8
NBA (5 Years)																	
76-77	82	2598	353-754	.468	—	—	137-167	.820	273	3.3	473	224-3	191	—	50	843	10.3
77-78	70	2091	275-581	.473	—	—	87-100	.870	223	3.2	376	170-2	159	176	25	637	9.1
78-79	82	2121	284-612	.464	—	—	91-108	.843	186	2.3	374	192-1	152	153	40	659	8.0
79-80	67	1474	171-377	.454	2-13	.154	97-120	.808	152	2.3	312	134-2	123	115	13	441	6.6
80-81	35	636	86-164	.524	1-3	.333	19-26	.731	52	1.5	99	56-0	55	39	2	192	5.5
TOT	**336**	**8920**	**1169-2488**	**.470**	**3-16**	**.188**	**431-521**	**.827**	**886**	**2.6**	**1634**	**776-8**	**680**	**483**	**130**	**2772**	**8.3**
ABA PLAYOFFS (1 Year)																	
1976	7	286	45-96	.470	0-2	.000	13-17	.765	40	5.7	50	16-0	24	23	10	103	14.7
NBA PLAYOFFS (4 Years)																	
1977	2	67	9-23	.391	—	—	4-7	.571	10	5.0	10	9-0	4	—	2	22	11.0
1978	6	201	25-56	.446	—	—	2-4	.500	25	4.2	31	15-0	7	17	4	52	8.7
1979	14	302	38-76	.437	—	—	19-22	.864	29	2.1	56	33-0	16	16	4	95	6.8
1980	3	69	8-20	.400	1-4	.250	4-7	.571	6	2.0	16	6-0	5	3	0	21	7.0
TOT	**25**	**639**	**80-175**	**.457**	**1-4**	**.250**	**29-40**	**.725**	**70**	**2.8**	**113**	**63-0**	**32**	**36**	**10**	**190**	**7.6**

GARCIA, ALEX #10 — 6-3 G Brazil — 3/4/80

How Obtained: Signed as free agent, 7/24/03
How Departed: Waived, 6/11/04

YEAR	GP	MIN	FGM-FGA	PCT	3-POINT FGM-FGA	PCT	FTM-FTA	PCT	REBS	AVG	AST	PF-DQ	STL	TO	BLK	PTS	AVG
NBA (1 Year)																	
03-04	2	13	1-7	.143	0-0	.000	1-2	.500	0	0.0	0	0-0	2	1	0	3	1.5

GARRICK, TOM #22 — 6-2 G Rhode Island '88 — 7/7/66

How Obtained: Signed as free agent, 10/2/91
How Departed: Waived, 12/12/91

YEAR	GP	MIN	FGM-FGA	PCT	3-POINT FGM-FGA	PCT	FTM-FTA	PCT	REBS	AVG	AST	PF-DQ	STL	TO	BLK	PTS	AVG
NBA (1 Year)																	
91-92	19	374	44-93	.473	0-1	.000	10-16	.625	41	2.2	63	33-0	21	30	1	98	5.2

GASOL, PAU #16 — 7-0 F/C Barcelona, Spain — 07/6/80

How Obtained: Signed as free agent, 7/14/16
How Departed: Waived, 3/1/19

YEAR	GP	MIN	FGM-FGA	PCT	3-POINT FGM-FGA	PCT	FTM-FTA	PCT	REBS	AVG	AST	PF-DQ	STL	TO	BLK	PTS	AVG
NBA (3 Years)																	
16-17	64	1627	303-604	.502	56-104	.538	130-184	.707	501	7.8	150	110-0	24	81	70	792	12.4
17-18	77	1812	287-627	.458	43-120	.358	158-209	.756	619	8.0	238	121-0	24	108	79	775	10.1
18-19	27	330	41-88	.466	5-10	.500	27-38	.711	127	4.7	50	28-0	5	14	14	114	4.2
TOT	**168**	**3769**	**631-1319**	**.478**	**104-234**	**.444**	**315-431**	**.731**	**1247**	**7.4**	**438**	**259-0**	**53**	**203**	**163**	**1681**	**10.0**
NBA PLAYOFFS (2 Years)																	
2017	16	365	50-114	.439	6-18	.333	17-24	.708	114	7.1	31	35-0	7	18	15	123	7.7
2018	5	90	10-20	.500	1-3	.333	9-10	.900	24	4.8	14	5-0	0	6	1	30	6.0
TOT	**21**	**455**	**60-134**	**.448**	**7-21**	**.333**	**26-34**	**.765**	**138**	**6.6**	**45**	**40-0**	**7**	**24**	**16**	**153**	**7.3**

GAY, RUDY #22 — 6-8 F Connecticut '06 — 8/17/86

How Obtained: Signed as free agent, 7/16/17
How Departed: Unsigned Free Agent, 8/21

YEAR	GP	MIN	FGM-FGA	PCT	3-POINT FGM-FGA	PCT	FTM-FTA	PCT	REBS	AVG	AST	PF-DQ	STL	TO	BLK	PTS	AVG
NBA (4 Years)																	
17-18	57	1231	253-537	.471	37-118	.314	112-145	.772	291	5.1	73	98-0	46	78	38	655	11.5
18-19	69	1842	376-746	.504	74-184	.402	120-147	.816	470	6.8	182	159-2	54	114	34	946	13.7
19-20	67	1461	266-596	.446	74-220	.336	120-136	.882	362	5.4	114	103-0	35	88	33	726	10.8
20-21	63	1358	264-628	.420	106-278	.381	82-102	.804	303	4.8	88	115-0	45	65	40	716	11.4
TOT	**256**	**5892**	**1159-2507**	**.462**	**291-800**	**.364**	**434-530**	**.819**	**1426**	**5.6**	**457**	**475-2**	**180**	**345**	**145**	**3043**	**11.9**
NBA PLAYOFFS (2 Years)																	
17-18	5	160	26-65	.400	4-18	.222	5-9	.556	28	5.6	11	16-0	8	6	1	61	12.2
18-19	7	179	28-70	.400	8-19	.421	14-17	.824	50	7.1	12	13-0	3	10	5	78	11.1
TOT	**12**	**338**	**54-135**	**.400**	**12-37**	**.324**	**19-26**	**.731**	**78**	**6.5**	**23**	**29-0**	**11**	**16**	**6**	**139**	**11.6**

GAZE, ANDREW #10 — 6-6 G Seton Hall '89 — 7/24/65

How Obtained: Signed as free agent, 1/21/99
How Departed: Unsigned free agent, 8/1/99

YEAR	GP	MIN	FGM-FGA	PCT	3-POINT FGM-FGA	PCT	FTM-FTA	PCT	REBS	AVG	AST	PF-DQ	STL	TO	BLK	PTS	AVG
NBA (1 Year)																	
98-99	19	58	8-25	.320	5-16	.313	0-0	.000	5	0.3	6	7-0	2	4	1	21	1.1

GEARY, REGGIE #4 — 6-2 G — Arizona '96 — 8/31/73

How Obtained: Signed as free agent, 9/29/97
How Departed: Unsigned free agent, 7/1/98

NBA (1 Year)					3-POINT												
YEAR	GP	MIN	FGM-FGA	PCT	FGM-FGA	PCT	FTM-FTA	PCT	REBS	AVG	AST	PF-DQ	STL	TO	BLK	PTS	AVG
97-98	62	685	56-169	.331	12-40	.300	28-56	.500	67	1.1	74	95-0	37	42	12	152	2.5
NBA PLAYOFFS (1 Year)																	
1998	7	46	3-7	.429	1-4	.250	2-4	.500	2	0.3	6	10 -0	1	2	0	9	1.3

GEE, ALONZO #23 — 6-6 G — Alabama '09 — 5/29/87

How Obtained: Signed as free agent, 3/29/10
How Departed: Waived, 11/16/10

NBA (1 Year)					3-POINT												
YEAR	GP	MIN	FGM-FGA	PCT	FGM-FGA	PCT	FTMFTA	PCT	REBS	AVG	AST	PF-DQ	STL	TO	BLK	PTS	AVG
10-11	5	18	1-3	.333	0-0	0	0-0	0	3	0.6	0	3-0	0	3	2	2	0.4

GERARD, GUS #22 — 6-8 F — Virginia '75 — 7/27/53

How Obtained: Signed 10-day contract, 2/8/81; Signed 10-day contract, 2/19/81
How Departed: Waived, 3/2/81

NBA (1 Year)					3-POINT												
YEAR	GP	MIN	FGM-FGA	PCT	FGM-FGA	PCT	FTM-FTA	PCT	REBS	AVG	AST	PF-DQ	STL	TO	BLK	PTS	AVG
80-81	11	129	22-60	.367	0-1	.000	8-11	.727	38	3.5	9	17-0	7	8	3	52	4.7

GERVIN, GEORGE #44 — 6-8 G/F — Eastern Michigan '72 — 4/27/52

How Obtained: Contract purchased from Virginia, 1/30/74
How Departed: Traded to Chicago for Greenwood, 10/24/85

ABA (3 Years)					3-POINT												
YEAR	GP	MIN	FGM-FGA	PCT	FGM-FGA	PCT	FTM-FTA	PCT	REBS	AVG	AST	PF-DQ	STL	TO	BLK	PTS	AVG
73-74	25	783	185-389	.476	0-6	.000	116-136	.853	206	8.2	45	98	26	64	34	486	19.4
74-75	84	3113	784-1655	.474	17-55	.309	380-458	.830	697	8.3	207	295	131	249	138	1965	23.4
75-76	81	2748	706-1414	.499	14-55	.255	342-399	.857	546	6.7	201	288	110	217	119	1768	21.8
TOT	**190**	**6644**	**1644-3346**	**.491**	**31-116**	**.267**	**838-991**	**.846**	**1449**	**7.6**	**453**	**676**	**267**	**530**	**291**	**4219**	**22.2**
NBA (9 Years)																	
76-77	82	2705	726-1335	.544	—	—	443-532	.833	454	5.5	238	286-12	105	—	104	1895	23.1
77-78	82	2857	864-1611	.536	—	—	504-607	.830	420	5.1	302	255-3	136	306	110	2232	27.2
78-79	80	2888	947-1749	.541	—	—	471-570	.826	400	5.0	219	275-5	137	286	91	2365	29.6
79-80	78	2934	1024-1940	.528	32-102	.314	505-593	.852	403	5.2	202	208-0	110	254	79	2585	33.1
80-81	82	2765	850-1729	.492	9-35	.257	512-620	.826	419	5.1	260	212-4	94	251	56	2221	27.1
81-82	79	2817	993-1987	.500	10-36	.278	555-642	.864	392	5.0	187	215-2	77	210	45	2551	32.3
82-83	78	2830	757-1553	.487	12-33	.364	517-606	.853	357	4.6	264	243-5	88	247	67	2043	26.2
83-84	76	2584	765-1561	.490	10-24	.417	427-507	.842	313	4.2	220	219-3	79	224	47	1967	25.9
84-85	72	2091	600-1182	.508	0-10	.000	324-384	.844	234	3.3	178	208-2	66	198	48	1524	21.2
TOT	**709**	**24471**	**7526-14647**	**.514**	**73-240**	**.304**	**4258-5061**	**.841**	**3392**	**4.8**	**2070**	**2121-36**	**892**	**1976**	**647**	**19383**	**27.3**
ABA PLAYOFFS (3 Years)																	
1974	7	226	56-114	.491	1-1	1.000	29-31	.935	52	7.4	19	28-0	5	16	8	144	20.6
1975	6	276	76-159	.478	3-12	.250	43-52	.827	84	14.0	8	22-0	6	14	8	204	34.0
1976	7	288	67-125	.536	0-3	.000	56-69	.812	64	9.1	19	22-0	1	17	2	190	27.1
TOT	**20**	**790**	**199-398**	**.500**	**4-16**	**.250**	**128-152**	**.842**	**200**	**10.0**	**46**	**72-0**	**12**	**47**	**18**	**538**	**26.9**
NBA PLAYOFFS (8 Years)																	
1977	2	62	19-44	.432	—	—	12-15	.800	11	5.5	3	9-0	1	—	2	50	25.0
1978	6	227	78-142	.549	—	—	43-56	.768	34	5.7	19	23-0	6	19	16	199	33.2
1979	14	513	158-295	.536	—	—	84-104	.808	82	5.9	35	51-1	27	40	14	400	28.6
1980	3	122	37-74	.500	0-2	.000	26-30	.867	20	6.7	12	8-0	5	9	3	100	33.3
1981	7	274	77-154	.500	0-3	.000	36-45	.800	35	5.0	24	19-1	5	20	5	190	27.1
1982	9	373	103-228	.452	0-3	.000	59-71	.831	66	7.3	41	36-1	10	31	4	265	29.4
1983	11	437	108-208	.519	0-2	.000	61-69	.884	74	6.7	37	39-1	12	46	4	277	25.2
1985	5	183	42-79	.532	0-3	.000	27-34	.794	18	3.6	14	19-0	3	20	3	111	22.2
TOT	**57**	**2191**	**622-1224**	**.508**	**0-13**	**.000**	**348-424**	**.821**	**340**	**6.0**	**185**	**204-4**	**69**	**185**	**51**	**1592**	**27.9**
ABA ALL-STAR GAMES (3 Years)																	
1974	1	21	3-8	.375	0-1	.000	3-4	.750	5	5.0	3	1	1	—	—	9	9.0
1975	1	30	8-14	.571	0-1	.000	7-8	.875	6	6.0	3	2	6	2	5	23	23.0
1976	1	16	3-13	.231	0-0	.000	1-2	.500	6	6.0	1	1	0	2	0	8	8.0
TOT	**3**	**67**	**14-35**	**.400**	**0-2**	**.000**	**11-14**	**.786**	**17**	**5.7**	**7**	**4**	**7**	**4**	**5**	**40**	**13.3**
NBA ALL-STAR GAMES (9 Years)																	
1977	1	12	0-6	.000	—	—	0-0	.000	1	1.0	0	1-0	0	—	1	0	0.0
1978	1	18	4-11	.360	—	—	1-3	.333	2	2.0	1	2-0	2	2	1	9	9.0
1979	1	34	8-16	.500	—	—	10-11	.909	6	6.0	2	4-0	1	3	1	26	26.0
1980	1	40	14-26	.538	0-0	.000	6-9	.667	10	10.0	3	2-0	3	3	0	34	34.0
1981	1	24	5-9	.556	0-0	.000	1-2	.500	3	3.0	0	3-0	2	2	1	11	11.0
1982	1	27	5-14	.357	0-0	.000	2-2	1.000	6	6.0	1	3-0	3	0	3	12	12.0
1983	1	14	3-8	.375	1-1	1.000	2-2	1.000	0	0.0	3	3-0	2	0	0	9	9.0
1984	1	21	5-6	.833	0-0	.000	3-3	1.000	2	2.0	1	5-0	0	6	1	13	13.0
1985	1	25	10-12	.833	0-0	.000	3-4	.750	3	3.0	1	2-0	3	4	1	23	23.0
TOT	**9**	**215**	**54-108**	**.500**	**1-1**	**1.000**	**28-36**	**.778**	**33**	**3.7**	**12**	**25-0**	**16**	**20**	**9**	**137**	**15.2**

GILMORE, ARTIS #53 — 7-2 C — Jacksonville '71 — 9/21/49

How Obtained: From Chicago for Corzine, Olberding and cash, 7/22/82
How Departed: Traded to Chicago for a second round pick in '88, 6/22/87

NBA (5 Years)					3-POINT												
YEAR	GP	MIN	FGM-FGA	PCT	FGM-FGA	PCT	FTM-FTA	PCT	REBS	AVG	AST	PF-DQ	STL	TO	BLK	PTS	AVG
82-83	82	2797	556-888	.626	0-6	.000	367-496	.740	984	12.0	126	273-4	40	254	192	1479	18.0
83-84	64	2034	351-556	.631	0-3	.000	280-390	.718	662	10.3	70	229-4	36	149	132	982	15.3
84-85	81	2756	532-854	.623	0-2	.000	484-646	.749	846	10.4	131	306-4	40	241	173	1548	19.1
85-86	71	2395	423-684	.618	0-1	.000	338-482	.701	600	8.5	102	239-3	39	186	108	1184	16.7
86-87	82	2405	346-580	.597	0-0	.000	242-356	.680	579	7.1	150	235-2	39	178	95	934	11.4
TOT	**380**	**12387**	**2208-3562**	**.620**	**0-12**	**.000**	**1711-2370**	**.722**	**3671**	**9.7**	**579**	**1282-17**	**194**	**1008**	**700**	**6127**	**16.1**
NBA PLAYOFFS (3 Years)																	
1983	11	401	76-132	.576	0-0	.000	32-46	.696	142	12.9	18	46-1	9	27	34	184	16.7
1985	5	185	29-52	.558	0-0	.000	31-45	.689	50	10.0	7	18-0	2	23	7	89	17.8
1986	3	107	16-24	.667	0-0	.000	8-14	.571	18	6.0	3	11-0	7	10	1	40	13.3
TOT	**19**	**693**	**121-208**	**.582**	**0-0**	**.000**	**71-105**	**.676**	**210**	**11.1**	**28**	**75-1**	**18**	**60**	**42**	**313**	**16.5**
NBA ALL-STAR GAMES (2 Years)																	
1983	1	16	2-4	.500	0-0	.000	1-2	.500	5	5.0	1	4-0	1	1	0	5	5.0
1986	1	13	3-4	.750	0-0	.000	4-4	1.000	2	2.0	1	4-0	2	0	0	10	10.0
TOT	**2**	**29**	**5-8**	**.625**	**0-0**	**.000**	**5-6**	**.833**	**7**	**3.5**	**2**	**8-0**	**3**	**1**	**0**	**15**	**7.5**

GINOBILI, MANU #20 — 6-6 G — Argentina — 7/28/77

How Obtained: Second round pick, 1999 Draft, 57th overall
How Departed: Retired, 8/27/18

NBA (16 Years)					3-POINT												
YEAR	GP	MIN	FGM-FGA	PCT	FGM-FGA	PCT	FTM-FTA	PCT	REBS	AVG	AST	PF-DQ	STL	TO	BLK	PTS	AVG
02-03	69	1431	174-397	.438	51-148	.345	126-171	.737	161	2.3	138	170-3	96	100	17	525	7.6
03-04	77	2260	330-789	.418	88-245	.359	239-298	.802	344	4.5	291	181-0	136	161	16	987	12.8
04-05	74	2193	367-780	.471	97-258	.376	355-442	.803	329	4.4	288	190-1	119	172	27	1186	16.0
05-06	65	1813	309-669	.462	83-217	.382	280-360	.778	230	3.5	235	156-0	101	121	26	981	15.1
06-07	75	2060	396-854	.464	128-323	.396	320-372	.860	327	4.4	263	155-0	109	157	27	1240	16.5
07-08	74	2292	453-984	.460	156-389	.401	380-442	.860	354	4.8	332	173-0	109	200	33	1442	19.5
08-09	44	1181	223-491	.454	69-209	.330	168-190	.884	198	4.5	157	90-0	64	88	16	683	15.5
09-10	75	2150	398-903	.441	132-350	.377	309-355	.870	284	3.8	370	154-0	103	154	24	1237	16.5
10-11	80	2426	441-1018	.433	154-441	.349	357-410	.871	295	3.7	393	163-0	123	174	28	1393	17.4
11-12	34	792	150-285	.526	52-126	.413	88-101	.871	116	3.4	151	56-0	24	64	12	440	12.9
12-13	60	1393	229-539	.425	83-235	.353	164-206	.796	201	3.4	274	114-0	80	132	13	705	11.8
13-14	68	1550	294-627	.469	90-258	.349	160-188	.851	202	3.0	293	128-0	70	139	17	838	12.3
14-15	70	1587	251-589	.426	89-258	.345	147-204	.721	211	3.0	293	138-0	67	154	20	738	10.5
15-16	58	1134	197-435	.453	70-179	.391	91-112	.813	146	2.5	177	99-0	66	99	11	555	9.6
16-17	69	1291	171-439	.390	89-227	.392	86-107	.804	157	2.3	183	119-0	82	96	16	517	7.5
17-18	65	1299	201-463	.434	64-192	.333	110-131	.840	142	2.2	163	126-0	43	105	16	576	8.9
TOT	**1057**	**26853**	**4584-10262**	**.447**	**1495-4055**	**.369**	**3380-4089**	**.827**	**3697**	**3.5**	**4001**	**2212-4**	**1392**	**2116**	**319**	**14043**	**13.3**
PLAYOFFS (16 Years)																	
2003	24	660	71-184	.386	28-73	.384	56-74	.757	92	3.8	70	62-1	41	36	9	226	9.4
2004	10	280	42-94	.447	10-35	.286	36-44	.818	53	5.3	31	30-0	17	21	1	130	13.0
2005	23	772	145-286	.507	42-96	.438	147-185	.795	133	5.8	97	69-0	28	66	6	479	20.8
2006	13	426	76-157	.484	14-42	.333	73-87	.839	59	4.5	39	43-1	19	33	7	239	18.4
2007	20	602	99-247	.401	38-99	.384	97-116	.836	109	5.5	74	61-0	33	42	4	333	16.7
2008	17	559	98-232	.422	38-102	.373	69-77	.896	64	3.8	67	47-0	10	47	5	303	17.8
2010	10	352	58-140	.414	20-60	.333	58-67	.866	37	3.7	60	30-0	26	30	2	194	19.4
2011	5	174	31-70	.443	9-28	.321	32-41	.780	20	4.0	21	13-0	13	17	3	103	20.6
2012	14	390	65-145	.448	23-68	.338	48-56	.857	49	3.5	56	36-1	10	42	4	201	14.4
2013	21	560	77-193	.399	29-96	.302	59-80	.738	78	3.7	105	52-0	24	55	6	242	11.5
2014	23	586	104-237	.439	41-105	.390	81-94	.862	75	3.3	95	60-0	36	52	2	330	14.3
2015	7	131	15-43	.349	8-22	.364	18-23	.783	24	3.4	32	19-1	4	14	6	56	8.0
2016	10	192	20-47	.426	19-21	.429	8-23	.783	27	2.7	25	25-1	8	7	3	67	6.7
2017	16	284	40-97	.412	9-40	.225	17-23	.739	39	2.4	39	28-0	16	12	2	106	6.6
2018	5	107	15-37	.405	6-18	.333	9-11	.818	15	3.0	16	13-0	7	7	1	45	9.0
TOT	**218**	**6077**	**956-2209**	**.433**	**324-905**	**.358**	**818-1001**	**.817**	**874**	**4.0**	**827**	**588-5**	**292**	**481**	**61**	**3054**	**14.0**
NBA ALL-STAR GAMES (2 years)																	
2005	1	22	3-6	.500	2-2	1.000	0-2	.000	3	3.0	1	3-0	1	3	1	8	8.0
2011	1	21	2-7	.286	3-4	.750	0-3	.000	3	3.0	5	3-0	3	2	0	7	7.0
TOT	**2**	**43**	**5-13**	**.385**	**0-5**	**.000**	**5-6**	**.833**	**6**	**3.0**	**6**	**6-0**	**4**	**5**	**1**	**15**	**7.5**

GLOVER, DION #1 — 6-5 G — Georgia Tech '01 — 10/22/78

How Obtained: Signed 10-day contract, 3/17/05
How Departed: Waived, 4/4/05

NBA (1 Year)					3-POINT												
YEAR	GP	MIN	FGM-FGA	PCT	FGM-FGA	PCT	FTM-FTA	PCT	REBS	AVG	AST	PF-DQ	STL	TO	BLK	PTS	AVG
04-05	7	68	8-22	.364	1-8	.125	8-10	.800	11	1.6	4	9-0	3	2	3	25	3.6

GOLDWIRE, ANTHONY #5 — 6-2 G — Houston '94 — 9/6/71

How Obtained: Signed as free agent, 11/20/02
How Departed: Waived, 12/29/02

NBA (1 Year)					3-POINT												
YEAR	GP	MIN	FGM-FGA	PCT	FGM-FGA	PCT	FTM-FTA	PCT	REBS	AVG	AST	PF-DQ	STL	TO	BLK	PTS	AVG
02-03	10	51	5-18	.278	2-8	.250	0-2	.000	3	0.3	3	5-0	3	2	0	12	1.2

GOODEN, DREW #90 — 6-10 F/C — Kansas '02 — 9/24/81

How Obtained: Signed as free agent, 3/5/09
How Departed: Unsigned free agent, 7/09

NBA (1 Year)					3-POINT												
YEAR	GP	MIN	FGM-FGA	PCT	FGM-FGA	PCT	FTM-FTA	PCT	REBS	AVG	AST	PF-DQ	STL	TO	BLK	PTS	AVG
08-09	19	320	71-145	.490	0-1	.000	45-57	.789	83	4.4	3	39-0	4	16	4	187	9.8
NBA PLAYOFFS (1 Year)																	
08-09	4	71	11-33	.333	0-2	.000	7-7	1.000	15	3.8	1	13-0	1	3	1	29	7.3

GRAY, DEVIN #4 — 6-7 F — Clemson '95 — 5/18/72

How Obtained: Signed 10-day contract, 1/8/97

NBA (1 Year)

YEAR	GP	MIN	FGM-FGA	PCT	3-POINT FGM-FGA	PCT	FTM-FTA	PCT	REBS	AVG	AST	PF-DQ	STL	TO	BLK	PTS	AVG
96-97	3	24	5-15	.333	0-0	.000	0-1	.000	5	1.7	0	8-0	1	5	0	10	3.3

GREEN, DANNY #4, #14 — 6-6 G/F — North Carolina '09 — 6/22/87

How Obtained: (1) Signed as free agent, 11/17/10; (2) Signed as free agent, 3/6/11

How Departed: (1) Waived, 11/23/10; (2) Traded to Toronto along with K. Leonard, for D. Derozan, J. Poeltl and first round pick, 7/18/18

NBA (8 Years) YEAR	GP	MIN	FGM-FGA	PCT	3-POINT FGM-FGA	PCT	FTM-FTA	PCT	REBS	AVG	AST	PF-DQ	STL	TO	BLK	PTS	AVG
10-11	8	92	17-35	.486	7-19	.368	0-0	.000	15	1.9	2	7-0	2	5	1	41	5.1
11-12	66	1522	211-477	.442	102-234	.436	79-100	.790	228	3.5	86	107-0	58	67	46	603	9.1
12-13	80	2201	297-663	.448	177-413	.429	67-79	.848	244	3.1	141	124-0	92	94	54	838	10.5
13-14	68	1651	218-505	.432	132-318	.415	50-63	.794	229	3.4	104	107-0	65	76	61	618	9.1
14-15	81	2312	322-738	.436	191-457	.418	111-127	.874	343	4.2	158	163-0	101	93	87	946	11.7
15-16	79	2062	211-561	.376	116-349	.332	34-46	.739	303	3.8	141	141-0	79	75	64	572	7.2
16-17	68	1807	176-449	.392	118-311	.379	27-32	.844	224	3.3	124	120-0	70	76	57	497	7.3
17-18	70	1791	217-561	.387	116-320	.363	50-65	.769	249	3.6	110	122-1	63	74	80	600	8.6
TOT	**520**	**13438**	**1669-3989**	**.418**	**959-2421**	**.396**	**418-512**	**.816**	**1835**	**3.5**	**866**	**891-1**	**530**	**560**	**450**	**4715**	**9.1**
NBA PLAYOFFS (8 Years)																	
2011	4	7	2-6	.333	1-4	.250	0-0	.000	1	0.3	2	1-0	1	1	1	5	1.3
2012	14	289	38-91	.418	20-58	.345	7-10	.700	45	3.2	15	24-0	7	15	10	103	7.4
2013	21	669	83-186	.446	55-114	.482	12-15	.800	87	4.1	32	51-0	22	19	23	233	11.1
2014	23	529	78-159	.491	48-101	.475	9-11	.818	69	3.0	21	50-0	32	20	17	213	9.3
2015	7	204	21-61	.344	12-40	.300	4-6	.667	22	3.1	15	12-0	7	5	7	58	8.3
2016	10	267	30-65	.462	24-48	.500	2-3	.667	31	3.1	7	20-0	21	6	8	86	8.6
2017	16	436	45-111	.405	26-76	.342	8-14	.571	57	3.6	23	30-0	10	17	15	124	7.8
2018	5	103	8-30	.267	5-20	.250	0-0	.000	11	2.2	1	8-0	1	2	4	21	4.2
TOT	**100**	**2504**	**305-709**	**.430**	**191-461**	**.414**	**42-59**	**.712**	**323**	**3.2**	**116**	**196-0**	**101**	**85**	**85**	**843**	**8.4**

GREEN, MIKE #23 — 6-10 C/F — Louisiana Tech '73 — 8/6/51

How Obtained: From Seattle for second round picks in '78 and '79, 11/12/77

How Departed: Traded to Kansas City for a second round pick and cash, 9/13/79

NBA (2 Years) YEAR	GP	MIN	FGM-FGA	PCT	3-POINT FGM-FGA	PCT	FTM-FTA	PCT	REBS	AVG	AST	PF-DQ	STL	TO	BLK	PTS	AVG
77-78	63	1132	195-427	.457	—	—	86-111	.775	304	4.8	66	167-1	24	83	87	476	7.6
78-79	76	1641	235-477	.493	—	—	101-144	.701	354	4.7	116	230-3	37	89	122	571	7.5
TOT	**139**	**2773**	**430-904**	**.476**	**—**	**—**	**187-255**	**.733**	**658**	**4.7**	**182**	**397-4**	**61**	**172**	**209**	**1047**	**7.5**
NBA PLAYOFFS (2 Years)																	
1978	6	174	28-58	.483	—	—	9-10	.900	44	7.3	11	21-0	5	8	16	65	10.8
1979	14	350	48-114	.421	—	—	14-21	.667	73	5.2	11	59-3	13	18	35	110	7.9
TOT	**20**	**524**	**76-172**	**.442**	**—**	**—**	**23-31**	**.742**	**117**	**5.6**	**22**	**80-3**	**18**	**26**	**51**	**175**	**8.8**

GREEN, SIDNEY #21 — 6-9 F — UNLV '83 — 1/4/61

How Obtained: From Orlando for McNamara and a first round pick in '91, 10/30/90

How Departed: Traded to Charlotte, with a first round pick in '93 and a second round pick in '96, for Reid, 12/9/92

NBA (3 Years) YEAR	GP	MIN	FGM-FGA	PCT	3-POINT FGM-FGA	PCT	FTM-FTA	PCT	REBS	AVG	AST	PF-DQ	STL	TO	BLK	PTS	AVG
90-91	66	1099	177-384	.461	0-3	.000	89-105	.848	313	4.7	52	172-0	32	89	13	443	6.7
91-92	80	1127	147-344	.427	0-0	.000	73-89	.820	342	4.3	36	148-0	29	62	11	367	4.6
92-93	15	202	20-49	.408	0-0	.000	13-15	.867	71	4.7	19	21-1	5	12	3	53	3.5
TOT	**161**	**2428**	**344-777**	**.443**	**0-3**	**.000**	**175-209**	**.837**	**726**	**4.5**	**107**	**341-1**	**66**	**163**	**27**	**863**	**5.4**
NBA PLAYOFFS (2 Years)																	
1991	3	11	3-6	.500	0-0	.000	2-2	1.000	4	1.3	0	3-0	0	1	0	8	2.7
1992	3	47	3-10	.300	0-0	.000	3-4	.750	11	3.7	2	6-0	0	2	0	9	3.0
TOT	**6**	**58**	**6-16**	**.375**	**0-0**	**.000**	**5-6**	**.833**	**15**	**2.5**	**2**	**9-0**	**0**	**3**	**0**	**17**	**2.8**

GREENWOOD, DAVID #33 — 6-9 F — UCLA '79 — 5/27/57

How Obtained: (1) From Chicago for Gervin, 10/24/85; (2) Signed as free agent, 8/20/90

How Departed: (1) Traded to Denver, with Cook, for Vincent and Natt, 1/26/89; (2) Waived, 5/21/91

NBA (5 Years) YEAR	GP	MIN	FGM-FGA	PCT	3-POINT FGM-FGA	PCT	FTM-FTA	PCT	REBS	AVG	AST	PF-DQ	STL	TO	BLK	PTS	AVG
85-86	68	1910	198-388	.510	0-1	.000	142-184	.772	531	7.8	90	207-3	37	113	52	538	7.9
86-87	79	2587	336-655	.513	3-6	.500	241-307	.785	783	9.9	237	248-3	71	161	50	916	11.6
87-88	45	1236	151-328	.460	0-2	.000	83-111	.748	300	6.7	97	134-2	33	74	22	385	8.6
88-89	38	912	105-247	.425	0-0	.000	84-105	.800	238	6.3	55	123-2	30	55	24	294	7.7
90-91	63	1018	85-169	.503	0-2	.000	69-94	.734	221	3.5	52	172-3	29	71	25	239	3.8
TOT	**293**	**7663**	**875-1787**	**.490**	**3-11**	**.273**	**619-801**	**.773**	**2073**	**7.1**	**531**	**884-13**	**200**	**474**	**173**	**2372**	**8.1**
NBA PLAYOFFS (2 Years)																	
1986	3	101	12-23	.522	0-0	.000	6-8	.750	18	6.0	3	12-0	3	1	1	30	10.0
1991	1	5	1-1	1.000	0-0	.000	0-0	.000	2	2.0	2	0-0	0	1	0	2	2.0
TOT	**4**	**106**	**13-24**	**.542**	**0-0**	**.000**	**6-8**	**.750**	**20**	**5.0**	**5**	**12-0**	**3**	**2**	**1**	**32**	**8.0**

GRIFFIN, PAUL #30 — 6-9 F — Western Michigan '76 — 1/20/54

How Obtained: Compensation from Utah (Bristow signed as free agent), 7/20/79
How Departed: Retired, 4/83

NBA (4 Years)					3-POINT												
YEAR	**GP**	**MIN**	**FGM-FGA**	**PCT**	**FGM-FGA**	**PCT**	**FTM-FTA**	**PCT**	**REBS**	**AVG**	**AST**	**PF-DQ**	**STL**	**TO**	**BLK**	**PTS**	**AVG**
79-80	82	1812	173-313	.553	0-0	.000	174-240	.725	438	5.3	250	306-9	81	131	53	520	6.3
80-81	82	1930	166-325	.511	0-0	.000	170-253	.672	505	6.2	249	207-3	77	132	38	502	6.1
81-82	23	459	32-66	.485	0-0	.000	24-37	.649	95	4.1	54	67-0	20	40	8	88	3.8
82-83	53	956	60-116	.517	0-0	.000	53-76	.697	216	4.1	86	153-0	33	68	25	173	3.3
TOT	**240**	**5157**	**431-820**	**.526**	**0-0**	**.000**	**421-606**	**.695**	**1254**	**5.2**	**639**	**733-12**	**211**	**371**	**124**	**1283**	**5.3**
NBA PLAYOFFS (2 Years)																	
1980	3	69	7-14	.500	0-0	.000	6-6	1.000	15	5.0	6	9-0	0	7	1	20	6.7
1981	7	183	14-24	.583	0-0	.000	9-17	.529	40	4.7	29	28-2	6	9	5	39	5.6
TOT	**10**	**252**	**21-38**	**.553**	**0-0**	**.000**	**15-23**	**.652**	**55**	**5.5**	**35**	**37-2**	**6**	**16**	**6**	**59**	**5.9**

GUDMUNDSSON, PETUR #35 — 7-2 C — Washington '81 — 10/30/58

How Obtained: From L.A. Lakers, with Brickowski, a first round pick in '87, a second round pick in '90 and cash, for M. Thompson, 2/13/87
How Departed: Waived, 3/21/89

NBA (2 Years)					3-POINT												
YEAR	**GP**	**MIN**	**FGM-FGA**	**PCT**	**FGM-FGA**	**PCT**	**FTM-FTA**	**PCT**	**REBS**	**AVG**	**AST**	**PF-DQ**	**STL**	**TO**	**BLK**	**PTS**	**AVG**
87-88	69	1017	139-280	.496	0-1	.000	117-145	.807	323	4.7	86	197-5	18	103	61	395	5.7
88-89	5	70	9-25	.360	0-0	.000	3-4	.750	16	3.2	5	15-0	1	8	1	21	4.2
TOT	**74**	**1087**	**148-305**	**.485**	**0-1**	**.000**	**120-149**	**.805**	**339**	**4.6**	**91**	**212-5**	**19**	**111**	**62**	**416**	**5.6**
NBA PLAYOFFS (1 Year)																	
1988	2	6	0-2	.000	0-0	.000	0-0	.000	0	0.0	1	0-0	0	3	0	0	0.0

HAIRSTON, MALIK #1 — 6-6 G — Oregon '08 — 2/23/87

How Obtained: Obtained from Phoenix, along with a 2009 second round pick and cash considerations, in exchange for the draft rights to Goran Dragic, 6/26/08
How Departed: Waived, 7/29/10

NBA (2 Years)					3-POINT												
YEAR	**GP**	**MIN**	**FGM-FGA**	**PCT**	**FGM-FGA**	**PCT**	**FTM-FTA**	**PCT**	**REBS**	**AVG**	**AST**	**PF-DQ**	**STL**	**TO**	**BLK**	**PTS**	**AVG**
08-09	15	155	24-49	.490	0-1	.000	2-7	.286	28	1.9	13	19-0	6	12	7	50	3.3
09-10	47	317	40-76	.526	2-11	.182	17-30	.567	49	1.0	16	29-0	4	11	9	99	2.1
TOT	**62**	**472**	**64-125**	**.512**	**2-12**	**.167**	**19-37**	**.514**	**77**	**1.2**	**29**	**48-0**	**10**	**23**	**16**	**149**	**2.4**

HAISLIP, MARCUS #22 — 6-10 F — Tennessee '02 — 12/22/80

How Obtained: Signed as free agent, 7/8/09
How Departed: Waived, 1/22/10

NBA (1 Year)					3-POINT												
YEAR	**GP**	**MIN**	**FGM-FGA**	**PCT**	**FGM-FGA**	**PCT**	**FTM-FTA**	**PCT**	**REBS**	**AVG**	**AST**	**PF-DQ**	**STL**	**TO**	**BLK**	**PTS**	**AVG**
09-10	10	44	10-21	.476	3-5	.600	2-5	.400	10	1.0	0	5-0	0	3	2	25	2.5

HALEY, JACK #54 — 6-10 C — UCLA '87 — 1/27/64

How Obtained: Signed as free agent, 12/15/93
How Departed: Unsigned free agent, 7/1/95

NBA (2 Years)					3-POINT												
YEAR	**GP**	**MIN**	**FGM-FGA**	**PCT**	**FGM-FGA**	**PCT**	**FTM-FTA**	**PCT**	**REBS**	**AVG**	**AST**	**PF-DQ**	**STL**	**TO**	**BLK**	**PTS**	**AVG**
93-94	28	94	21-48	.438	0-0	.000	17-21	.810	24	0.9	1	18-0	0	10	0	59	2.1
94-95	31	117	26-61	.426	0-1	.000	21-32	.656	27	0.9	2	31-0	3	13	5	73	2.4
TOT	**59**	**211**	**47-109**	**.431**	**0-1**	**.000**	**38-53**	**.717**	**51**	**0.9**	**3**	**49-0**	**3**	**23**	**5**	**132**	**2.2**
PLAYOFFS (2 Years)																	
93-94	3	11	4-8	.500	0-0	.000	5-6	.833	7	2.3	2	3	0	0	0	13	4.3
94-95	4	13	1-7	.143	0-0	.000	1-2	.500	6	1.5	2	0	0	1	1	3	0.8
TOT	**7**	**24**	**5-15**	**.333**	**0-0**	**.000**	**6-8**	**.750**	**13**	**1.9**	**4**	**3**	**0**	**1**	**1**	**16**	**2.3**

HAMILTON, JOE #11 — 5-10 G — North Texas State '70 — 7/5/48

How Obtained: Fourth round pick, 1970 ABA Draft
How Departed: Traded to Kentucky for future draft pick and cash, 1974

ABA (1 Year)					3-POINT												
YEAR	**GP**	**MIN**	**FGM-FGA**	**PCT**	**FGM-FGA**	**PCT**	**FTM-FTA**	**PCT**	**REBS**	**AVG**	**AST**	**PF-DQ**	**STL**	**TO**	**BLK**	**PTS**	**AVG**
73-74	43	1415	228-584	.390	19-86	.221	92-110	.836	116	2.7	86	92-0	51	82	0	567	13.2

HANCOCK, DARRIN #4 — 6-7 F — Kansas '93 — 11/3/71

How Obtained: Signed 10-day contract, 1/28/97

NBA (1 Year)					3-POINT												
YEAR	**GP**	**MIN**	**FGM-FGA**	**PCT**	**FGM-FGA**	**PCT**	**FTM-FTA**	**PCT**	**REBS**	**AVG**	**AST**	**PF-DQ**	**STL**	**TO**	**BLK**	**PTS**	**AVG**
96-97	1	8	1-2	.500	0-0	.000	2-2	1.000	0	0.0	1	2-0	0	0	0	4	4.0

HART, JASON #1 — 6-3 G — Syracuse '00 — 4/29/78

How Obtained: (1) Signed as free agent, 12/19/01 (2) Signed as free agent, 10/31/03
How Departed: (1) Unsigned free agent, 7/02 (2) Unsigned free agent, 7/14/04

NBA (2 Years)					3-POINT												
YEAR	**GP**	**MIN**	**FGM-FGA**	**PCT**	**FGM-FGA**	**PCT**	**FTM-FTA**	**PCT**	**REBS**	**AVG**	**AST**	**PF-DQ**	**STL**	**TO**	**BLK**	**PTS**	**AVG**
01-02	10	92	10-19	.526	0-2	.000	6-6	1.000	13	1.3	12	16-0	7	8	1	26	2.6
03-04	53	660	71-159	.447	2-9	.222	33-43	.767	79	1.5	81	59-0	28	29	5	177	3.3
TOT	**63**	**752**	**81-178**	**.455**	**2-11**	**.182**	**39-49**	**.796**	**92**	**1.5**	**93**	**75-0**	**35**	**37**	**6**	**203**	**3.2**
NBA PLAYOFFS (1 Year)																	
2004	7	62	11-20	.550	0-0	.000	0-0	.000	3	0.4	1	5-0	5	1	0	22	3.1

HAYES, STEVE #43 — 7-0 C — Idaho State '80 — 8/2/55

How Obtained: Signed 10-day contract, 12/29/81; Signed 10-day contract, 1/8/82
How Departed: Waived, 1/18/82

NBA (1 Year)					3-POINT												
YEAR	GP	MIN	FGM-FGA	PCT	FGM-FGA	PCT	FTM-FTA	PCT	REBS	AVG	AST	PF-DQ	STL	TO	BLK	PTS	AVG
81-82	9	75	8-18	.444	0-0	.000	7-12	.583	17	1.9	4	17-0	1	2	2	23	2.6

HEAL, SHANE #11 — 6-0 G — Australia — 9/6/70

How Obtained: Signed as free agent, 10/17/03
How Departed: Waived, 11/17/03

NBA (1 Year)					3-POINT												
YEAR	GP	MIN	FGM-FGA	PCT	FGM-FGA	PCT	FTM-FTA	PCT	REBS	AVG	AST	PF-DQ	STL	TO	BLK	PTS	AVG
03-04	6	72	7-24	.292	4-18	.222	4-5	.800	4	0.7	5	2-0	1	5	0	22	3.7

HERRERA, CARL #11, #7 — 6-9 F — Houston '91 — 12/14/66

How Obtained: Signed as free agent, 9/29/95
How Departed: Traded to Vancouver, with Lopez, for Daniels, 6/24/98

NBA (3 Years)					3-POINT												
YEAR	GP	MIN	FGM-FGA	PCT	FGM-FGA	PCT	FTM-FTA	PCT	REBS	AVG	AST	PF-DQ	STL	TO	BLK	PTS	AVG
95-96	44	393	40-97	.412	0-1	.000	5-17	.294	81	1.8	16	61-0	9	29	8	85	1.9
96-97	75	1837	257-593	.433	2-6	.333	81-118	.686	340	4.5	50	217-3	62	95	53	597	8.0
97-98	58	516	76-175	.434	0-1	.000	18-44	.409	91	1.6	22	71-1	19	38	12	170	2.9
TOT	**177**	**2746**	**373-865**	**.431**	**2-8**	**.250**	**104-179**	**.581**	**512**	**2.9**	**88**	**~~349-4~~**	**90**	**162**	**73**	**852**	**4.8**
NBA PLAYOFFS (2 Years)																	
1996	7	28	0-3	.000	0-0	.000	2-2	1.000	4	0.6	1	7-0	2	3	1	2	0.3
1998	5	25	1-3	.333	0-0	.000	0-0	.000	4	0.8	1	4-0	0	1	0	2	0.4
TOT	**12**	**53**	**1-6**	**.167**	**0-0**	**.000**	**2-2**	**1.000**	**8**	**0.7**	**2**	**11-0**	**2**	**4**	**1**	**4**	**0.3**

HIGGINS, ROD #22 — 6-7 F — Fresno State '82 — 1/31/60

How Obtained: Signed 10-day contract, 1/15/86, Signed 10-day contract, 1/25/86
How Departed: Waived, 2/1/86

NBA (1 Year)					3-POINT												
YEAR	GP	MIN	FGM-FGA	PCT	FGM-FGA	PCT	FTM-FTA	PCT	REBS	AVG	AST	PF-DQ	STL	TO	BLK	PTS	AVG
85-86	11	128	18-40	.450	0-2	.000	11-16	.688	24	2.2	12	21-0	2	5	3	47	4.3

HIGGINS, SEAN #3 — 6-9 G/F — Michigan '91 — 12/30/68

How Obtained: Second round pick, 1990 Draft, 54th overall
How Departed: Waived, 12/13/91

NBA (2 Years)					3-POINT												
YEAR	GP	MIN	FGM-FGA	PCT	FGM-FGA	PCT	FTM-FTA	PCT	REBS	AVG	AST	PF-DQ	STL	TO	BLK	PTS	AVG
90-91	50	464	97-212	.458	3-19	.158	28-33	.848	63	1.3	35	53-0	8	49	1	225	4.5
91-92	6	36	4-15	.267	0-1	.000	7-7	1.000	8	1.3	4	6-0	2	4	0	15	2.5
TOT	**56**	**500**	**101-227**	**.445**	**3-20**	**.150**	**35-40**	**.875**	**71**	**1.3**	**39**	**59-0**	**10**	**53**	**1**	**240**	**4.3**
NBA PLAYOFFS (1 Year)																	
1991	3	13	0-2	.000	0-0	.000	0-0	.000	0	0.0	1	1-0	0	0	0	0	0.0

HILL, GEORGE #3 — 6-2 G — IUPUI '08 — 5/4/86

How Obtained: First round pick, 2008 NBA Draft, 26th overall pick
How Departed: Traded to Indiana in exchange draft rights to Kawhi Leonard, Davis Bertans and Erazem Lorbek

NBA (3 Years)					3-POINT												
YEAR	GP	MIN	FGM-FGA	PCT	FGM-FGA	PCT	FTMFTA	PCT	REBS	AVG	AST	PF-DQ	STL	TO	BLK	PTS	AVG
08-09	77	126	150-372	.403	24-73	.329	114-146	.781	158	2.1	136	150-0	45	74	21	438	5.7
09-10	78	2276	353-738	.478	75-188	.399	183-237	.772	205	2.6	226	222-4	69	101	26	964	12.4
10-11	76	2148	287-633	.453	77-204	.377	233-270	.863	199	2.6	193	153-1	66	99	21	884	11.6
TOT	**231**	**4550**	**790-1743**	**.453**	**176-465**	**.378**	**530-653**	**.812**	**562**	**2.4**	**555**	**525-5**	**180**	**274**	**68**	**2286**	**9.9**
NBA PLAYOFFS (3 Years)																	
08-09	4	76	7-21	.333	3-8	.375	6-7	.857	8	2.0	2	6-0	2	2	1	23	5.8
09-10	10	344	46-102	.451	11-29	.379	31-37	.838	31	3.1	7	21-1	10	8	2	134	13.4
10-11	6	189	20-50	.400	4-15	.267	26-30	.867	30	5.0	14	15-1	9	8	2	70	11.7
TOT	**20**	**609**	**73-173**	**.422**	**18-52**	**.346**	**63-74**	**.851**	**69**	**3.5**	**23**	**42-2**	**21**	**18**	**5**	**227**	**11.4**

HILL, SIMMIE #54 — 6-7 F — West Texas State '69 — 11/14/46

How Obtained: Signed as free agent, 1973
How Departed: Waived, 1974

ABA (1 Year)					3-POINT												
YEAR	GP	MIN	FGM-FGA	PCT	FGM-FGA	PCT	FTM-FTA	PCT	REBS	AVG	AST	PF-DQ	STL	TO	BLK	PTS	AVG
73-74	60	837	112-244	.459	0-11	.000	45-62	.726	172	2.9	62	145-0	13	63	16	269	4.5
ABA PLAYOFFS (1 Year)																	
1974	4	20	1-2	.500	0-1	.000	0-0	.000	0	0.0	2	2-0	0	3	0	2	0.5

HILLIARD, DARRUN #24 — 6-6 G — Villanova '15 — 4/13/93

How Obtained: Signed two-contract, 9/11/17
How Departed: Unsigned free agent, 7/18

NBA (1 Year)					3-POINT												
YEAR	GP	MIN	FGM-FGA	PCT	FGM-FGA	PCT	FTM-FTA	PCT	REBS	AVG	AST	PF-DQ	STL	TO	BLK	PTS	AVG
17-18	14	95	5-19	.263	0-6	.000	6-7	.857	7	0.5	11	7-0	2	4	0	16	1.1

HORRY, ROBERT #5, #25 — 6-10 F — Alabama '92 — 8/25/70

How Obtained: Signed as a free agent, 7/24/03
How Departed: Unsigned free agent, 7/08

NBA (5 Years)					3-POINT												
YEAR	**GP**	**MIN**	**FGM-FGA**	**PCT**	**FGM-FGA**	**PCT**	**FTM-FTA**	**PCT**	**REBS**	**AVG**	**AST**	**PF-DQ**	**STL**	**TO**	**BLK**	**PTS**	**AVG**
03-04	81	1290	141-348	.405	41-108	.380	69-107	.645	272	3.4	101	165-0	48	55	49	392	4.8
04-05	75	1396	157-375	.419	51-138	.370	86-109	.789	268	3.6	80	138-1	67	69	60	451	6.0
05-06	63	1182	112-292	.384	53-144	.368	44-68	.647	242	3.8	79	115-2	43	41	51	321	5.1
06-07	68	1124	90-251	.359	50-149	.336	38-64	.594	229	3.4	77	105-1	45	44	41	268	3.9
07-08	45	583	38-119	.319	18-70	.257	18-28	.643	109	2.4	47	55-0	21	22	19	112	2.5
TOT	**332**	**5575**	**538-1385**	**.388**	**213-609**	**.350**	**255-376**	**.678**	**1120**	**3.4**	**384**	**578-4**	**224**	**231**	**220**	**1544**	**4.7**
NBA PLAYOFFS (5 Years)																	
03-04	10	211	20-43	.465	8-22	.364	13-14	.929	63	6.3	9	31-0	8	10	2	61	6.1
04-05	23	618	73-163	.448	38-85	.447	30-41	.732	125	5.4	47	53-0	21	20	20	214	9.3
05-06	13	224	15-37	.405	6-17	.353	19-26	.731	48	3.7	11	31-0	5	10	9	55	4.2
06-07	18	361	25-60	.417	13-37	.351	14-17	.824	70	3.9	29	30-0	11	14	24	77	4.3
07-08	15	154	7-36	.194	5-22	.227	4-6	.667	32	2.1	8	34-0	5	2	5	23	1.5
TOT	**79**	**1568**	**140-339**	**.413**	**70-183**	**.383**	**80-104**	**.769**	**338**	**4.3**	**104**	**185-0**	**50**	**56**	**60**	**430**	**5.4**

HOWARD, STEPHEN #34 — 6-10 F — DePaul '92 — 7/15/70

How Obtained: Signed as free agent, 12/18/96
How Departed: Waived, 1/6/97

NBA (1 Year)					3-POINT												
YEAR	**GP**	**MIN**	**FGM-FGA**	**PCT**	**FGM-FGA**	**PCT**	**FTM-FTA**	**PCT**	**REBS**	**AVG**	**AST**	**PF-DQ**	**STL**	**TO**	**BLK**	**PTS**	**AVG**
96-97	7	69	7-12	.583	0-0	.000	12-14	.857	9	1.3	1	7-0	8	5	2	26	3.7

HUGHES, ALFREDRICK #6 — 6-5 G/F — Loyola/Chicago '85 — 7/19/62

How Obtained: First round pick, 1985 Draft, 14th overall
How Departed: Waived, 10/8/86

NBA (1 Year)					3-POINT												
YEAR	**GP**	**MIN**	**FGM-FGA**	**PCT**	**FGM-FGA**	**PCT**	**FTM-FTA**	**PCT**	**REBS**	**AVG**	**AST**	**PF-DQ**	**STL**	**TO**	**BLK**	**PTS**	**AVG**
85-86	68	866	152-372	.409	3-17	.176	49-84	.583	113	1.7	61	79-0	26	63	5	356	5.2
NBA PLAYOFFS (1 Year)																	
1986	3	18	4-9	.444	0-0	.000	0-0	.000	0	0.0	1	3-0	1	1	0	8	2.7

IAVARONI, MARC #32 — 6-10 F — Virginia '78 — 9/15/56

How Obtained: From Philadelphia for a third round pick in '86, 12/15/84
How Departed: Traded to Utah, with J. Cook, for J. Wilkins, 2/16/86

NBA (2 Years)					3-POINT												
YEAR	**GP**	**MIN**	**FGM-FGA**	**PCT**	**FGM-FGA**	**PCT**	**FTM-FTA**	**PCT**	**REBS**	**AVG**	**AST**	**PF-DQ**	**STL**	**TO**	**BLK**	**PTS**	**AVG**
84-85	57	1178	150-323	.464	0-4	.000	81-122	.664	275	4.8	113	193-5	31	103	32	381	6.7
85-86	42	669	74-163	.454	0-2	.000	43-67	.642	132	3.1	53	109-0	22	51	14	191	4.5
TOT	**99**	**1847**	**224-486**	**.461**	**0-6**	**.000**	**124-189**	**.656**	**407**	**4.1**	**166**	**302-5**	**53**	**154**	**46**	**572**	**5.8**
NBA PLAYOFFS (1 Year)																	
1985	5	116	15-28	.536	0-1	.000	15-20	.750	26	5.2	13	23-1	5	15	2	45	9.0

JACKSON, CEDRIC #11 — 6-3 G — Cleveland State '09 — 3/5/86

How Obtained: Signed 10-day contract, 3/10/10

NBA (1 Year)					3-POINT												
YEAR	**GP**	**MIN**	**FGM-FGA**	**PCT**	**FGM-FGA**	**PCT**	**FTM-FTA**	**PCT**	**REBS**	**AVG**	**AST**	**PF-DQ**	**STL**	**TO**	**BLK**	**PTS**	**AVG**
09-10	3	25	2-7	.286	0-2	.000	3-4	.750	4	1.3	6	2-0	3	2	2	7	2.3

JACKSON, STEPHEN #3 — 6-8 G/F — Oak Hill Acadmey (Virginia) — 4/5/78

How Obtained: (1) Singed as free agent, 8/2/01; (2) Acquired from Golden State for Richard Jefferson, T.J. Ford and a protected first round pick, 3/23/12
Hoe Departed: (1) Unsigned free agent, 7/03; (2) Waived, 4/12/13

NBA (4 Years)					3-POINT												
YEAR	**GP**	**MIN**	**FGM-FGA**	**PCT**	**FGM-FGA**	**PCT**	**FTM-FTA**	**PCT**	**REBS**	**AVG**	**AST**	**PF-DQ**	**STL**	**TO**	**BLK**	**PTS**	**AVG**
01-02	23	227	34-91	.374	9-36	.250	12-17	.706	26	1.1	11	29-0	15	23	3	89	3.9
02-03	80	2254	356-818	.435	95-297	.320	139-183	.760	286	3.6	183	202-0	125	176	30	946	11.8
11-12	21	1212	62-153	.405	19-62	.306	44-54	.815	81	3.9	41	38-0	28	37	7	187	8.9
12-13	55	1075	123-330	.373	46-170	.271	49-70	.700	155	2.8	81	89-0	37	77	14	341	6.2
TOT	**196**	**4056**	**575-1392**	**.413**	**169-565**	**.299**	**244-324**	**.753**	**548**	**3.1**	**315**	**358-0**	**205**	**313**	**54**	**1563**	**8.7**
NBA PLAYOFFS (2 Years)																	
2003	24	811	108-261	.414	38-113	.336	53-66	.803	98	4.1	65	53-0	33	68	9	307	12.8
2012	14	299	38-71	.535	26-43	.605	14-15	.933	28	2.0	24	38-0	9	18	3	116	8.3
TOT	**38**	**1110**	**146-332**	**.440**	**65-156**	**.410**	**67-81**	**.827**	**126**	**3.3**	**89**	**91-0**	**42**	**86**	**12**	**423**	**11.1**

JACKSON, JAREN #2 — 6-7 G — Georgetown '89 — 10/27/67

How Obtained: Signed as free agent, 9/27/97
How Departed: Waived, 8/29/01

NBA (4 Years)					3-POINT												
YEAR	**GP**	**MIN**	**FGM-FGA**	**PCT**	**FGM-FGA**	**PCT**	**FTM-FTA**	**PCT**	**REBS**	**AVG**	**AST**	**PF-DQ**	**STL**	**TO**	**BLK**	**PTS**	**AVG**
97-98	82	2226	258-654	.394	112-297	.377	94-118	.797	210	2.6	156	222-3	60	104	8	722	8.8
98-99	47	861	108-284	.380	53-147	.361	32-39	.821	99	2.1	49	63-0	41	37	9	301	6.4
99-00	81	1691	186-488	.381	108-306	.353	33-51	.647	181	2.2	118	157-1	54	66	7	513	6.3
00-01	16	114	16-40	.400	7-18	.389	0-2	.000	12	0.8	7	13-0	5	3	0	39	2.4
TOT	**226**	**4892**	**568-1466**	**.387**	**280-768**	**.365**	**159-210**	**.757**	**502**	**2.2**	**330**	**455-4**	**160**	**210**	**24**	**1575**	**7.0**
NBA PLAYOFFS (3 Years)																	
1998	9	319	30-88	.341	18-59	.305	14-19	.737	39	4.3	14	31-1	5	12	1	92	10.2
1999	17	345	50-131	.382	31-86	.360	9-13	.692	41	2.4	18	33-0	13	20	0	140	8.2
2000	2	19	0-3	.000	0-1	.000	2-4	.500	1	0.5	2	1-0	1	0	0	2	1.0
TOT	**28**	**683**	**80-222**	**.360**	**49-146**	**.336**	**25-36**	**.694**	**81**	**2.9**	**34**	**65-1**	**19**	**32**	**1**	**234**	**8.4**

JAMES, DAMION #12 — 6-7 F — Texas '10 — 10/7/87

How Obtained: Signed 10-day contract, 4/3/14; Signed as free agent, 4/10/14
How Departed: Free agent

NBA (1 Year)

YEAR	GP	MIN	FGM-FGA	PCT	3-POINT FGM-FGA	PCT	FTM-FTA	PCT	REBS	AVG	AST	PF-DQ	STL	TO	BLK	PTS	AVG
13-14	5	50	2-9	.222	0-2	.000	2-2	1.000	12	2.4	3	3-0	0	1	1	3	0.6

JEFFERS, OTHYUS #12 — 6-5 G/F — Robert Morris '08 — 8/5/85

How Obtained: Signed 10-day contract, 3/4/11; Signed as free agent, 4/10/14
How Departed: Free agent

NBA (2 Years)

YEAR	GP	MIN	FGM-FGA	PCT	3-POINT FGM-FGA	PCT	FTMFTA	PCT	REBS	AVG	AST	PF-DQ	STL	TO	BLK	PTS	AVG
10-11	1	8	1-3	.333	0-0	.000	0-0	.000	2	2.0	1	1-0	0	1	0	2	2.0
13-14	4	34	3-5	.600	0-1	.000	1-2	.500	6	1.5	6	2-0	0	0	0	7	1.8
TOT	**5**	**42**	**4-8**	**.500**	**0-1**	**.000**	**1-2**	**.500**	**8**	**1.6**	**7**	**3-0**	**0**	**1**	**0**	**9**	**1.8**

JEFFERSON, RICHARDSON #24 — 6-7 F — Arizona '01 — 6/21/80

How Obtained: From Milwaukee, for Bruce Bowen and Kurt Thomas, on 06/24/09
How Departed: Traded to Golden State, with T.J. Ford and a first round pick, for Stephen Jackson on 03/15/12

NBA (3 Years)

YEAR	GP	MIN	FGM-FGA	PCT	3-POINT FGM-FGA	PCT	FTM-FTA	PCT	REBS	AVG	AST	PF-DQ	STL	TO	BLK	PTS	AVG
09-10	81	2520	362-775	.467	59-187	.316	211-287	.735	356	4.4	158	178-2	45	105	40	994	12.3
10-11	81	2459	304-642	.474	135-190	.440	148-195	.759	310	3.8	107	164-3	38	93	34	891	11.0
11-12	41	1168	132,319	.414	33-79	.421	35-50	.700	143	3.5	55	83-0	25	32	12	379	9.2
TOT	**203**	**6147**	**798-1736**	**.452**	**227-456**	**.392**	**394-532**	**.731**	**809**	**3.9**	**320**	**425-5**	**108**	**230**	**86**	**2,264**	**10.8**
NBA PLAYOFFS (2 Years)																	
09-10	10	334	34-70	.486	1-5	.200	25-33	.758	53	5.3	18	20-0	6	15	6	94	9.4
10-11	6	176	12-31	.387	6-17	.353	9-11	.818	25	4.2	5	13-0	3	6	3	39	6.5
TOT	**16**	**510**	**46-101**	**.437**	**7-22**	**.318**	**34-44**	**.773**	**78**	**4.9**	**23**	**33-0**	**9**	**21**	**9**	**133**	**8.3**

JOHNSON, AVERY #15, #6 — 5-11 G — Southern '88 — 3/25/65

How Obtained: (1) Signed as free agent, 1/17/91 (2) Signed as free agent, 11/19/92 (3) Signed as free agent, 7/21/94
How Departed: (1) Waived, 12/17/91 (2) Unsigned free agent, 8/1/93 (3) Unsigned free agent, 7/18/01

NBA (10 Years)

YEAR	GP	MIN	FGM-FGA	PCT	3-POINT FGM-FGA	PCT	FTM-FTA	PCT	REBS	AVG	AST	PF-DQ	STL	TO	BLK	PTS	AVG
90-91	47	742	101-209	.483	1-5	.200	38-55	.691	56	1.2	153	40-0	33	47	2	241	5.1
91-92	20	463	55-108	.509	1-5	.200	24-32	.750	35	1.8	100	43-1	21	45	3	135	6.8
92-93	75	2030	256-510	.502	0-8	.000	144-182	.791	146	1.9	561	141-0	85	145	16	656	8.7
94-95	82	3011	448-863	.519	3-22	.136	202-295	.685	208	2.5	670	154-0	114	207	13	1101	13.4
95-96	82	3084	438-887	.494	6-31	.194	189-262	.721	206	2.5	789	179-1	119	195	21	1071	13.1
96-97	76	2472	327-685	.477	6-26	.231	140-203	.690	147	1.9	513	158-1	96	146	15	800	10.5
97-98	75	2674	321-671	.478	2-13	.154	122-168	.726	150	2.0	591	140-0	84	165	18	766	10.2
98-99	50	1672	218-461	.473	1-12	.083	50-88	.568	118	2.4	369	101-0	51	112	11	487	9.7
99-00	82	2571	402-850	.473	1-9	.111	114-155	.735	158	1.9	491	150-0	76	140	18	919	11.2
00-01	55	1290	134-300	.447	1-6	.167	41-60	.683	85	1.5	237	90-0	33	60	4	310	5.6
TOT	**644**	**20009**	**2700-5544**	**.487**	**22-137**	**.161**	**1064-1500**	**.709**	**1309**	**2.0**	**4474**	**1196-3**	**712**	**1262**	**121**	**6486**	**10.1**
NBA PLAYOFFS (8 Years)																	
1991	3	19	0-5	.000	0-1	.000	2-2	1.000	0	0.0	4	3 0	1	0	0	2	0.7
1993	10	314	36-70	.514	0-1	.000	10-14	.714	31	3.1	81	27-0	10	23	1	82	8.2
1995	15	575	91-176	.517	0-1	.000	36-58	.621	32	2.1	125	29-0	20	30	6	218	14.5
1996	10	407	52-121	.430	0-2	.000	19-27	.704	36	3.6	94	21-0	20	24	1	123	12.3
1998	9	342	61-101	.604	0-2	.000	34-51	.667	13	1.4	55	27-0	9	21	0	156	17.3
1999	17	653	91-187	.487	1-3	.333	32-47	.681	42	2.5	126	30-0	20	50	1	215	12.6
2000	4	144	19-42	.452	0-0	.000	10-14	.714	9	2.3	21	10 0	4	10	0	48	12.0
2001	13	281	34-88	.386	0-1	.000	8-15	.533	16	1.2	41	24-1	10	10	1	76	5.8
TOT	**81**	**2735**	**384-790**	**.486**	**1-11**	**.091**	**151-228**	**.662**	**179**	**2.2**	**547**	**171-1**	**94**	**168**	**10**	**920**	**11.4**

JOHNSON, DERMARR #1 — 6-9 G/F — Cincinnati '03 — 5/5/80

How Obtained: (1) Signed as free agent, 12/29/07. (2) Signed as a free agent, 4/11/08
How Departed: (1) Waived, 1/7/08. (2) Unsigned free agent, 7/08

NBA (1 Year)

YEAR	GP	MIN	FGM-FGA	PCT	3-POINT FGM-FGA	PCT	FTM-FTA	PCT	REBS	AVG	AST	PF-DQ	STL	TO	BLK	PTS	AVG
07-08	5	28	7-14	.500	3-9	.333	0-2	.000	1	0.2	1	4-0	1	0	0	17	3.4

JOHNSON, GEORGE #52 — 6-11 C — Dillard '70 — 12/18/48

How Obtained: Signed as free agent, 8/15/80
How Departed: Traded to Atlanta for J. Johnstone and second round picks in '83 and '85, 9/28/82

NBA (2 Years)

YEAR	GP	MIN	FGM-FGA	PCT	3-POINT FGM-FGA	PCT	FTM-FTA	PCT	REBS	AVG	AST	PF-DQ	STL	TO	BLK	PTS	AVG
80-81	82	1935	164-347	.473	0-0	.000	80-109	.734	602	7.3	92	273-3	47	110	278	408	5.0
81-82	75	1578	91-195	.467	0-0	.000	43-64	.672	454	6.1	79	259-6	20	92	234	225	3.0
TOT	**157**	**3513**	**255-542**	**.470**	**0-0**	**.000**	**123-173**	**.711**	**1056**	**6.7**	**171**	**530-9**	**67**	**202**	**512**	**633**	**4.0**
NBA PLAYOFFS (2 Years)																	
1981	7	171	12-26	.462	0-0	.000	7-10	.700	63	9.0	6	20-0	7	3	16	31	4.4
1982	9	175	4-8	.500	0-0	.000	3-5	.600	46	5.1	12	34-0	6	4	15	11	1.2
TOT	**16**	**346**	**16-34**	**.471**	**0-0**	**.000**	**10-15**	**.667**	**109**	**6.8**	**18**	**54-0**	**13**	**7**	**31**	**42**	**2.6**

JOHNSON, LINTON #43 — 6-8 F — Tulane '02 — 6/13/80

How Obtained: Signed as free agent, 8/25/04
How Departed: Unsigned free agent, 8/05

NBA (1 Year)

YEAR	GP	MIN	FGM-FGA	PCT	3-POINT FGM-FGA	PCT	FTM-FTA	PCT	REBS	AVG	AST	PF-DQ	STL	TO	BLK	PTS	AVG
04-05	2	15	0-2	.000	0-1	.000	0-0	.000	3	1.5	0	1-0	1	1	0	0	0.0

JOHNSON, REGGIE #32 — 6-9 F — Tennessee '80 — 6/25/57

How Obtained: First round pick, 1980 Draft, 15th overall
How Departed: Traded to Cleveland, with Brewer, for Mitchell and Phegley, 12/24/81

NBA (2 Years)					3-POINT												
YEAR	GP	MIN	FGM-FGA	PCT	FGM-FGA	PCT	FTM-FTA	PCT	REBS	AVG	AST	PF-DQ	STL	TO	BLK	PTS	AVG
80-81	79	1716	340-682	.499	0-1	.000	128-193	.663	358	4.5	78	283-8	45	130	48	808	10.2
81-82	21	504	94-194	.485	0-0	.000	32-40	.800	137	6.5	20	67-0	7	26	16	220	10.5
TOT	**100**	**2220**	**434-876**	**.495**	**0-1**	**.000**	**160-233**	**.687**	**495**	**5.0**	**98**	**350-8**	**52**	**156**	**64**	**1028**	**10.3**
NBA PLAYOFFS (1 Year)																	
1981	7	224	35-73	.479	0-0	.000	19-25	.760	34	4.9	16	27-2	4	10	5	89	12.7

JOHNSON, STEVE #33 — 6-10 C/F — Oregon State '81 — 11/3/57

How Obtained: From Chicago, with a second round pick in '85, for Banks, 6/18/85
How Departed: Traded to Portland for M. Thompson and the draft rights to Krystkowiak, 6/19/86

NBA (1 Year)					3-POINT												
YEAR	GP	MIN	FGM-FGA	PCT	FGM-FGA	PCT	FTM-FTA	PCT	REBS	AVG	AST	PF-DQ	STL	TO	BLK	PTS	AVG
85-86	71	1828	362-573	.632	0-0	.000	259-373	.694	462	6.5	95	291-13	44	191	66	983	13.8
NBA PLAYOFFS (1 Year)																	
1986	3	53	5-15	.333	0-0	.000	5-11	.455	6	2.0	2	14-1	0	6	1	15	5.0

JOHNSON, STEW #23 — 6-8 F — Murray State '67 — 8/19/44

How Obtained: Signed as free agent, 12/15/75
How Departed: Waived, 1/11/76

ABA (1 Year)					3-POINT												
YEAR	GP	MIN	FGM-FGA	PCT	FGM-FGA	PCT	FTM-FTA	PCT	REBS	AVG	AST	PF-DQ	STL	TO	BLK	PTS	AVG
75-76	10	123	21-77	.273	1-8	.125	2-4	.500	19	1.9	15	16-0	2	2	0	45	4.5

JOHNSON, VINNIE #15 — 6-2 G — Baylor '79 — 9/9/56

How Obtained: Signed as free agent, 12/12/91
How Departed: Waived, 6/25/92

NBA (1 Year)					3-POINT												
YEAR	GP	MIN	FGM-FGA	PCT	FGM-FGA	PCT	FTM-FTA	PCT	REBS	AVG	AST	PF-DQ	STL	TO	BLK	PTS	AVG
91-92	60	1350	202-499	.405	19-60	.317	55-85	.647	182	3.0	145	93-0	41	74	14	478	8.0
NBA PLAYOFFS (1 Year)																	
1992	3	69	11-24	.458	2-4	.500	1-2	.500	8	2.7	7	7-0	5	5	1	25	8.3

JOHNSTONE, JIM #25 — 6-11 C — Wake Forest '82 — 9/20/60

How Obtained: From Atlanta, with second round picks in '83 and '85, for G. Johnson, 9/28/82
How Departed: Waived, 12/14/82

NBA (1 Year)					3-POINT												
YEAR	GP	MIN	FGM-FGA	PCT	FGM-FGA	PCT	FTM-FTA	PCT	REBS	AVG	AST	PF-DQ	STL	TO	BLK	PTS	AVG
82-83	7	54	2-10	.200	0-0	.000	3-5	.600	16	2.3	1	9-0	1	4	1	7	1.0

JONES, ANTHONY #11 — 6-6 G — UNLV '86 — 9/13/62

How Obtained: Signed 10-day contract, 12/29/86; Signed 10-day contract, 1/7/87; Signed for season, 1/17/87
How Departed: Waived, 11/4/87

NBA (1 Year)					3-POINT												
YEAR	GP	MIN	FGM-FGA	PCT	FGM-FGA	PCT	FTM-FTA	PCT	REBS	AVG	AST	PF-DQ	STL	TO	BLK	PTS	AVG
86-87	49	744	119-289	.412	7-19	.368	41-52	.788	95	1.9	66	68-0	32	38	18	286	5.8

JONES, BOBBY #42 — 6-7 F — Washington '06 — 1/9/84

How Obtained: Signed 10-day contract, 4/1/08
How Departed: Unsigned free agent, 4/11/08

NBA (1 Year)					3-POINT												
YEAR	GP	MIN	FGM-FGA	PCT	FGM-FGA	PCT	FTM-FTA	PCT	REBS	AVG	AST	PF-DQ	STL	TO	BLK	PTS	AVG
07-08	3	20	1-4	.250	0-2	.000	0-0	.000	2	0.7	1	1-0	2	1	0	2	0.7

JONES, CALDWELL #27 — 6-11 C/F — Albany State '73 — 8/4/50

How Obtained: Signed as free agent, 7/20/89
How Departed: Retired, 6/1/90

NBA (1 Year)					3-POINT												
YEAR	GP	MIN	FGM-FGA	PCT	FGM-FGA	PCT	FTM-FTA	PCT	REBS	AVG	AST	PF-DQ	STL	TO	BLK	PTS	AVG
89-90	72	885	67-144	.465	1-5	.200	38-54	.704	230	3.2	20	146-2	20	48	27	173	2.4
NBA PLAYOFFS (1 Year)																	
1990	9	66	4-9	.444	0-0	.000	0-1	.000	13	1.4	2	10-0	0	3	3	8	0.9

JONES, EDGAR #42 — 6-10 F — Nevada-Reno '79 — 6/17/56

How Obtained: From Detroit for a second round pick in '84 and a third round pick in '85, 2/10/83
How Departed: Traded to Cleveland, with cash, for J. Cook, 12/14/84

NBA (3 Years)					3-POINT												
YEAR	GP	MIN	FGM-FGA	PCT	FGM-FGA	PCT	FTM-FTA	PCT	REBS	AVG	AST	PF-DQ	STL	TO	BLK	PTS	AVG
82-83	28	622	92-185	.497	0-3	.000	84-114	.737	177	6.3	20	107-5	14	43	31	268	9.6
83-84	81	1770	322-644	.500	6-19	.316	176-242	.727	449	5.5	85	298-7	64	125	107	826	10.2
84-85	18	322	44-91	.484	0-1	.000	41-51	.804	62	3.4	18	52-1	9	28	18	129	7.2
TOT	**127**	**2714**	**458-920**	**.498**	**6-23**	**.261**	**301-407**	**.740**	**688**	**5.4**	**123**	**457-13**	**87**	**196**	**156**	**1223**	**9.6**
NBA PLAYOFFS (1 Year)																	
1983	11	193	28-62	.452	0-2	.000	19-33	.576	53	4.8	17	44-1	6	18	14	75	6.8

JONES, OZELL #8 — 6-11 C — Cal State-Fullerton '84 — 11/20/60

How Obtained: Fourth round pick, 1984 Draft, 90th overall
How Departed: Waived, 10/25/85

NBA (1 Year)					3-POINT												
YEAR	**GP**	**MIN**	**FGM-FGA**	**PCT**	**FGM-FGA**	**PCT**	**FTM-FTA**	**PCT**	**REBS**	**AVG**	**AST**	**PF-DQ**	**STL**	**TO**	**BLK**	**PTS**	**AVG**
84-85	67	888	106-180	.589	0-1	.000	33-83	.398	238	3.6	56	139-1	30	61	57	245	3.7
NBA PLAYOFFS (1 Year)																	
1985	5	73	8-11	.727	0-0	.000	1-6	.167	17	3.4	4	18-1	1	7	4	17	3.4

JONES, RICH #33 — 6-8 F — Memphis State '69 — 12/27/46

How Obtained: Signed as free agent with Dallas, 1969
How Departed: Traded to New York Nets, with Warren, Terry and Hughes, for Paultz, 9/8/75

ABA (2 Years)					3-POINT												
YEAR	**GP**	**MIN**	**FGM-FGA**	**PCT**	**FGM-FGA**	**PCT**	**FTM-FTA**	**PCT**	**REBS**	**AVG**	**AST**	**PF-DQ**	**STL**	**TO**	**BLK**	**PTS**	**AVG**
73-74	78	2843	510-1175	.434	13-46	.283	186-241	.772	581	7.4	268	273-0	70	145	13	1219	15.6
74-75	83	3097	649-1480	.439	13-50	.260	287-374	.767	645	7.8	270	297-0	88	210	32	1598	19.3
TOT	**161**	**5940**	**1159-2655**	**.437**	**26-96**	**.271**	**473-615**	**.769**	**1226**	**7.6**	**538**	**570-0**	**158**	**355**	**45**	**2817**	**17.5**
ABA PLAYOFFS (2 Years)																	
1974	7	239	48-93	.516	1-3	.333	24-29	.828	46	6.6	19	28-0	4	—	—	121	17.3
1975	6	178	30-93	.323	1-7	.143	2-7	.286	45	7.5	15	25-0	7	11	4	63	10.5
TOT	**13**	**417**	**78-186**	**.419**	**2-10**	**.200**	**26-36**	**.722**	**91**	**7.0**	**34**	**53-0**	**11**	**11**	**4**	**184**	**14.2**
ABA ALL-STAR GAMES (1 Year)																	
1974	1	19	2-11	.182	0-1	.000	0-0	.000	8	8.0	2	4-0	—	—	—	4	4.0

JONES, SHELTON #31 — 6-9 F — St. John's '88 — 4/6/66

How Obtained: Second round pick, 1988 Draft, 27th overall
How Departed: Traded to Golden State for Whitehead, 11/22/88

NBA (1 Year)					3-POINT												
YEAR	**GP**	**MIN**	**FGM-FGA**	**PCT**	**FGM-FGA**	**PCT**	**FTM-FTA**	**PCT**	**REBS**	**AVG**	**AST**	**PF-DQ**	**STL**	**TO**	**BLK**	**PTS**	**AVG**
88-89	7	92	9-25	.360	0-0	.000	8-13	.615	16	2.3	7	8-0	2	7	2	26	3.7

JOSEPH, CORY #5 — 6-3 G — Texas '11 — 8/20/91

How Obtained: First round pick, 2011 NBA Draft, 29th overall
How Departed: Unsigned free agent, 7/1/15

NBA (4 Years)					3-POINT												
YEAR	**GP**	**MIN**	**FGM-FGA**	**PCT**	**FGM-FGA**	**PCT**	**FTM-FTA**	**PCT**	**REBS**	**AVG**	**AST**	**PF-DQ**	**STL**	**TO**	**BLK**	**PTS**	**AVG**
11-12	29	266	22-70	.314	3-15	.200	11-17	.647	25	0.9	34	16-0	7	12	3	58	2.0
12-13	28	388	51-110	.464	6-21	.286	18-21	.857	52	1.9	53	25-1	15	21	4	126	4.5
13-14	68	936	126-265	.475	12-38	.316	79-96	.823	107	1.6	114	84-0	35	43	14343		5.0
14-15	79	1444	207-411	.504	16-44	.364	105-143	.734	192	2.4	188	105-0	46	67	17	535	6.8
TOT	**204**	**3034**	**406-856**	**.474**	**37-118**	**.314**	**213-277**	**.769**	**376**	**1.8**	**389**	**105-0**	**103**	**143**	**38**	**1062**	**5.2**
NBA PLAYOFFS (3 Years)																	
2013	20	192	26-56	.464	2-11	.182	5-11	.455	31	1.6	24	15-0	6	10	2	59	3.0
2014	17	87	17-35	.486	0-3	.000	14-18	.778	9	0.5	9	7-0	3	4	0	48	2.8
2015	4	22	5-6	.833	0-0	.000	1-2	.500	1	0.3	0	2-0	0	1	1	11	2.8
TOT	**41**	**301**	**48-97**	**.495**	**2-14**	**.143**	**20-31**	**.645**	**41**	**1.0**	**33**	**24-0**	**9**	**15**	**3**	**118**	**2.9**

KARL, GEORGE #22 — 6-2 G — North Carolina '73 — 5/12/51

How Obtained: Signed as free agent, 1973
How Departed: Retired, 4/14/78

ABA (3 Years)					3-POINT												
YEAR	**GP**	**MIN**	**FGM-FGA**	**PCT**	**FGM-FGA**	**PCT**	**FTM-FTA**	**PCT**	**REBS**	**AVG**	**AST**	**PF-DQ**	**STL**	**TO**	**BLK**	**PTS**	**AVG**
73-74	74	1339	236-502	.470	8-22	.364	94-113	.832	126	1.7	160	161-0	65	92	10	574	7.8
74-75	82	1629	261-534	.489	4-23	.174	137-177	.774	155	1.9	334	207-0	96	158	7	663	8.1
75-76	75	1200	150-334	.449	0-9	.000	81-106	.764	66	0.9	250	149-0	60	108	3	381	5.1
TOT	**231**	**4168**	**647-1370**	**.472**	**12-54**	**.222**	**312-396**	**.788**	**347**	**1.5**	**744**	**517-0**	**221**	**358**	**20**	**1618**	**7.0**
NBA (2 Years)																	
76-77	29	251	25-73	.342	—	—	29-42	.690	17	0.6	46	36-0	10	—	0	79	2.7
77-78	4	30	2-6	.333	—	—	2-2	1.000	5	1.3	5	6-0	1	4	0	6	1.5
TOT	**33**	**281**	**27-79**	**.342**	**—**	**—**	**31-44**	**.705**	**22**	**0.7**	**51**	**42-0**	**11**	**4**	**0**	**85**	**2.6**
ABA PLAYOFFS (3 Years)																	
1974	7	141	13-28	.464	0-1	.000	2-5	.400	15	2.1	23	19-0	10	12	0	28	4.0
1975	4	40	1-8	.125	0-1	.000	3-4	.750	3	0.8	5	5-0	1	2	0	5	1.2
1976	6	64	10-22	.455	0-1	.000	6-9	.667	4	0.7	17	12-0	5	5	0	26	4.3
TOT	**17**	**245**	**24-58**	**.414**	**0-3**	**.000**	**11-18**	**.611**	**22**	**1.3**	**45**	**36-0**	**16**	**19**	**0**	**59**	**3.5**
NBA PLAYOFFS (1 Year)																	
1977	1	1	0-0	.000	—	—	0-0	.000	0	0.0	0	0-0	0	0	0	0	0.0

KEMPTON, TIM #8 — 6-10 C — Notre Dame '86 — 1/25/64

How Obtained: Signed as free agent, 10/30/96
How Departed: Waived, 12/10/96

NBA (1 Year)					3-POINT												
YEAR	**GP**	**MIN**	**FGM-FGA**	**PCT**	**FGM-FGA**	**PCT**	**FTM-FTA**	**PCT**	**REBS**	**AVG**	**AST**	**PF-DQ**	**STL**	**TO**	**BLK**	**PTS**	**AVG**
96-97	10	59	1-5	.200	0-0	.000	2-2	1.000	8	0.8	2	4-0	1	7	1	4	0.4

KENNEDY, EUGENE #50 — 6-6 F — TCU '71 — 8/23/49

How Obtained: Thirteenth round pick, 1971 ABA Draft, by Dallas
How Departed: Waived, 1974

ABA (1 Year)					3-POINT												
YEAR	**GP**	**MIN**	**FGM-FGA**	**PCT**	**FGM-FGA**	**PCT**	**FTM-FTA**	**PCT**	**REBS**	**AVG**	**AST**	**PF-DQ**	**STL**	**TO**	**BLK**	**PTS**	**AVG**
73-74	76	1440	194-352	.551	0-0	.000	60-87	.690	387	5.1	83	240-0	59	79	15	448	5.9
ABA PLAYOFFS (1 Year)																	
1974	6	71	12-27	.444	0-1	.000	3-4	.750	18	3.0	3	17-0	0	3	1	27	4.5

KENON, LARRY #35 — 6-9 F — Memphis State '73 — 12/13/52

How Obtained: From New York Nets for Nater, 6/3/75
How Departed: Signed as free agent with Chicago, 9/12/80 (received two '81 second round picks and cash as compensation)

YEAR	GP	MIN	FGM-FGA	PCT	3-POINT FGM-FGA	PCT	FTM-FTA	PCT	REBS	AVG	AST	PF-DQ	STL	TO	BLK	PTS	AVG
ABA (1 Year)																	
75-76	81	2920	647-1344	.481	0-1	.000	221-283	.781	897	11.1	151	165-0	91	243	43	1515	18.7
NBA (4 Years)																	
76-77	78	2936	706-1435	.492	—	—	293-356	.823	879	11.3	229	190-0	167	—	60	1705	21.9
77-78	81	2869	698-1426	.489	—	—	276-323	.854	773	9.5	268	209-2	115	279	24	1672	20.6
78-79	81	2947	748-1484	.504	—	—	295-349	.845	790	9.8	335	192-1	154	300	19	1791	22.1
79-80	78	2798	647-1333	.485	1-9	.111	270-345	.783	775	9.9	231	192-0	111	232	18	1565	20.1
TOT	**318**	**11550**	**2799-5678**	**.493**	**1-9**	**.111**	**1134-1373**	**.826**	**3217**	**10.1**	**1063**	**783-3**	**547**	**811**	**121**	**6733**	**21.2**
ABA PLAYOFFS (1 Year)																	
1976	7	277	61-131	.466	1-3	.333	27-30	.900	80	11.4	16	16-0	10	33	4	150	21.4
NBA PLAYOFFS (4 Years)																	
1977	2	79	16-33	.485	—	—	2-2	1.000	15	7.5	6	9-0	4	—	1	34	17.0
1978	6	200	46-103	.447	—	—	14-19	.737	55	9.2	22	23-0	5	19	2	106	17.7
1979	14	557	128-292	.438	—	—	39-53	.736	160	11.4	42	42-0	20	33	1	295	21.1
1980	3	81	10-34	.294	0-0	.000	6-11	.545	13	4.3	4	6-0	5	0	0	26	8.7
TOT	**25**	**917**	**200-462**	**.433**	**0-0**	**.000**	**61-85**	**.718**	**243**	**9.7**	**74**	**80-0**	**29**	**52**	**4**	**461**	**18.4**
ABA ALL-STAR GAMES (1 Year)																	
1976	1	20	5-7	.714	0-0	.000	0-0	.000	6	6.0	2	5	0	2	0	10	10.0
NBA ALL-STAR GAMES (2 Years)																	
1978	1	20	8-15	.530	—	—	0-0	.000	4	4.0	0	0-0	0	2	0	16	16.0
1979	1	7	1-3	.333	—	—	1-2	.500	2	2.0	1	0-0	0	0	0	3	3.0
TOT	**2**	**27**	**9-18**	**.500**	**—**	**—**	**1-2**	**.500**	**6**	**3.0**	**1**	**0-0**	**0**	**2**	**0**	**19**	**9.5**

KERR, STEVE #4, #25 — 6-3 G — Arizona '88 — 9/27/65

How Obtained: (1) From Chicago for Person and a first round pick, 1/21/99. (2) From Portland, along with Barkley and a second round pick, for Daniels, McCaskill and Smith, 8/5/02
How Departed: (1) Traded to Portland, with D. Anderson, for S. Smith, 7/25/01 (2) Retired, 8/7/03

YEAR	GP	MIN	FGM-FGA	PCT	3-POINT FGM-FGA	PCT	FTM-FTA	PCT	REBS	AVG	AST	PF-DQ	STL	TO	BLK	PTS	AVG
NBA (4 Years)																	
98-99	44	734	68-174	.391	25-80	.313	31-35	.886	44	1.0	49	28-0	23	22	3	192	4.4
99-00	32	268	32-74	.432	16-31	.516	9-11	.818	19	0.6	12	14-0	4	7	0	89	2.8
00-01	55	650	67-159	.421	33-77	.429	14-15	.933	35	0.6	57	30-0	16	21	1	181	3.3
02-03	75	952	110-256	.430	49-124	.395	30-34	.882	60	0.8	70	49-0	27	35	3	299	4.0
TOT	**206**	**2604**	**277-663**	**.418**	**123-312**	**.394**	**84-95**	**.884**	**158**	**0.8**	**188**	**121-0**	**70**	**85**	**7**	**761**	**3.7**
NBA PLAYOFFS (3 Years)																	
1999	11	97	8-30	.267	3-13	.231	5-6	.833	9	0.8	8	5-0	2	4	0	24	2.2
2001	9	101	12-25	.480	5-15	.333	1-2	.500	9	1.0	6	8-0	4	2	1	30	3.3
2003	10	46	7-11	.636	5-6	.833	3-4	.750	3	0.3	6	6-0	1	1	0	22	2.2
TOT	**30**	**244**	**27-66**	**.409**	**13-34**	**.382**	**9-12**	**.750**	**21**	**0.7**	**20**	**19-0**	**7**	**7**	**1**	**76**	**2.5**

KERSEY, JEROME #25 — 6-7 F — Longwood '84 — 6/26/62

How Obtained: Signed as free agent, 1/21/99
How Departed: Unsigned free agent, 8/1/00

YEAR	GP	MIN	FGM-FGA	PCT	3-POINT FGM-FGA	PCT	FTM-FTA	PCT	REBS	AVG	AST	PF-DQ	STL	TO	BLK	PTS	AVG
NBA (2 Years)																	
98-99	45	699	68-200	.340	3-14	.214	6-14	.429	130	2.9	41	92-1	37	30	14	145	3.2
99-00	72	1310	146-354	.412	0-9	.000	29-41	.707	225	3.1	69	161-0	67	51	47	321	4.5
TOT	**117**	**2009**	**214-554**	**.386**	**3-23**	**.130**	**35-55**	**.636**	**355**	**3.0**	**110**	**253-1**	**104**	**81**	**61**	**466**	**4.0**
NBA PLAYOFFS (1 Year)																	
1999	14	152	15-43	.349	1-4	.250	5-7	.714	30	2.1	4	19-0	6	6	1	36	2.6

KIFFIN, IRV #21 — 6-8 F — Oklahoma Baptist '75 — 8/8/51

How Obtained: From L.A. Lakers for a second round pick in '80, 10/5/79
How Departed: Waived, 12/19/79

YEAR	GP	MIN	FGM-FGA	PCT	3-POINT FGM-FGA	PCT	FTM-FTA	PCT	REBS	AVG	AST	PF-DQ	STL	TO	BLK	PTS	AVG
NBA (1 Year)																	
79-80	26	212	32-96	.333	0-0	.000	18-25	.720	40	1.5	19	43-0	10	30	2	82	3.2

KING, ALBERT #55 — 6-6 F — Maryland '81 — 12/17/59

How Obtained: From Philadelphia for Myers, 8/24/88
How Departed: Waived, 3/4/89

YEAR	GP	MIN	FGM-FGA	PCT	3-POINT FGM-FGA	PCT	FTM-FTA	PCT	REBS	AVG	AST	PF-DQ	STL	TO	BLK	PTS	AVG
NBA (1 Year)																	
88-89	46	791	141-327	.431	8-32	.250	37-48	.771	140	3.0	79	97-2	27	74	7	327	7.1

KING, GERARD #54 — 6-9 F — Nicholls State '95 — 11/25/72

How Obtained: Signed as free agent, 1/21/99
How Departed: Unsigned free agent, 8/1/99

YEAR	GP	MIN	FGM-FGA	PCT	3-POINT FGM-FGA	PCT	FTM-FTA	PCT	REBS	AVG	AST	PF-DQ	STL	TO	BLK	PTS	AVG
NBA (1 Year)																	
98-99	19	63	6-14	.429	0-0	.000	11-18	.611	14	0.7	4	12-0	2	4	1	23	1.2
NBA PLAYOFFS (1 Year)																	
1999	8	14	2-4	.500	0-0	.000	0-0	.000	4	0.5	1	2-0	0	1	1	4	0.5

KNIGHT, BILLY #25 — 6-6 F — Pittsburgh '74 — 6/9/52

How Obtained: From Kansas City for McNamara, 12/11/84
How Departed: Waived, 6/19/85

YEAR	GP	MIN	FGM-FGA	PCT	3-POINT FGM-FGA	PCT	FTM-FTA	PCT	REBS	AVG	AST	PF-DQ	STL	TO	BLK	PTS	AVG
NBA (1 Year)																	
84-85	52	611	125-285	.439	10-24	.417	51-57	.895	96	1.8	59	48-0	14	57	1	311	6.0
NBA PLAYOFFS (1 Year)																	
1985	5	45	8-15	.533	0-4	.000	0-0	.000	6	1.2	3	2-0	2	2	0	16	3.2

KNIGHT, NEGELE #32 — 6-1 G — Dayton '90 — 3/6/67

How Obtained: From Phoenix for a second round pick in '94, 11/8/93
How Departed: Unsigned free agent, 7/1/94

NBA (1 Year)					3-POINT												
YEAR	GP	MIN	FGM-FGA	PCT	FGM-FGA	PCT	FTM-FTA	PCT	REBS	AVG	AST	PF-DQ	STL	TO	BLK	PTS	AVG
93-94	65	1438	225-475	.474	4-21	.190	141-174	.810	103	1.6	197	121-0	34	94	11	595	9.2
NBA PLAYOFFS (1 Year)																	
1994	4	108	13-41	.317	0-3	.000	11-12	.917	6	1.5	12	9-0	3	7	0	37	9.3

KRYSTKOWIAK, LARRY #42 — 6-10 F — Montana '86 — 9/23/64

How Obtained: From Portland, with M. Thompson, for S. Johnson, 6/19/86
How Departed: Traded to Milwaukee for C. Davis and a second round pick in '89, 11/18/87

NBA (1 Year)					3-POINT												
YEAR	GP	MIN	FGM-FGA	PCT	FGM-FGA	PCT	FTM-FTA	PCT	REBS	AVG	AST	PF-DQ	STL	TO	BLK	PTS	AVG
86-87	68	1004	170-373	.456	1-12	.083	110-148	.743	239	3.5	85	141-1	22	67	12	451	6.6

LAMBERT, JOHN #24 — 6-10 F — USC '75 — 1/14/53

How Obtained: From Kansas City for a third round pick in '84 and cash, 2/16/82
How Departed: Waived, 8/82

NBA (1 Year)					3-POINT												
YEAR	GP	MIN	FGM-FGA	PCT	FGM-FGA	PCT	FTM-FTA	PCT	REBS	AVG	AST	PF-DQ	STL	TO	BLK	PTS	AVG
81-82	21	271	26-58	.448	0-1	.000	13-14	.929	51	2.4	13	43-0	6	10	6	65	3.1
NBA PLAYOFFS (1 Year)																	
1982	2	3	0-1	.000	0-1	.000	0-0	.000	1	0.5	1	0-0	0	0	0	0	0.0

LAMP, JEFF #3 — 6-5 G — Virginia '81 — 3/9/59

How Obtained: Signed 10-day contract, 2/10/86; Signed for season, 2/11/86
How Departed: Unsigned free agent, 7/86

NBA (1 Year)					3-POINT												
YEAR	GP	MIN	FGM-FGA	PCT	FGM-FGA	PCT	FTM-FTA	PCT	REBS	AVG	AST	PF-DQ	STL	TO	BLK	PTS	AVG
85-86	30	620	136-271	.502	4-17	.235	56-69	.812	79	2.6	53	67-0	19	38	1	332	11.1
NBA PLAYOFFS (1 Year)																	
1986	3	45	7-18	.389	1-3	.333	0-0	.000	1	0.3	7	6-0	1	4	0	15	5.0

LANGFORD, KEITH #25 — 6-4 G — Kansas '07 — 8/15/83

How Obtained: Signed as free agent, 12/28/07
How Departed: Waived, 1/7/08

NBA (1 Year)					3-POINT												
YEAR	GP	MIN	FGM-FGA	PCT	FGM-FGA	PCT	FTM-FTA	PCT	REBS	AVG	AST	PF-DQ	STL	TO	BLK	PTS	AVG
07-08	2	10	1-4	.250	0-0	.000	0-0	.000	2	1.0	0	0-0	0	0	0	2	1.0

LAPROVITTOLA, NICO #27 — 6-4 G — Argentina — 1/31/90

How Obtained: Signed as free agent, 9/26/16
How Departed: Waived, 12/27/16

NBA (1 Year)					3-POINT												
YEAR	GP	MIN	FGM-FGA	PCT	FGM-FGA	PCT	FTM-FTA	PCT	REBS	AVG	AST	PF-DQ	STL	TO	BLK	PTS	AVG
16-17	18	174	20-47	.426	10-27	.370	9-9	1.000	10	0.6	28	19-0	4	19	1	59	3.3

LAUVERGNE, JOFFREY #77 — 6-11 F/C — France — 9/30/91

How Obtained: Signed as free agent, 7/18/17
How Departed: Unsigned free agent, 7/18

NBA (1 Year)					3-POINT												
YEAR	GP	MIN	FGM-FGA	PCT	FGM-FGA	PCT	FTM-FTA	PCT	REBS	AVG	AST	PF-DQ	STL	TO	BLK	PTS	AVG
17-18	55	534	98-190	.516	0-5	.000	30-47	.638	171	3.1	41	45-1	9	33	3	226	4.1
NBA PLAYOFFS (1 Year)																	
2018	1	6	1-1	1.000	0-0	.000	0-0	.000	1	1.0	0	0-0	0	0	0	2	2.0

LAYTON, DENNIS "MO" #1 — 6-1 G — USC '71 — 12/24/48

How Obtained: Signed as free agent, 11/23/77
How Departed: Waived, 10/2/78

NBA (1 Year)					3-POINT												
YEAR	GP	MIN	FGM-FGA	PCT	FGM-FGA	PCT	FTM-FTA	PCT	REBS	AVG	AST	PF-DQ	STL	TO	BLK	PTS	AVG
77-78	41	498	85-168	.506	–	–	12-13	.923	32	0.8	108	51-0	21	59	4	182	4.4

LEBO, JEFF #12 — 6-2 G — North Carolina '88 — 10/5/66

How Obtained: Signed as free agent, 9/29/89
How Departed: Waived, 11/22/89

NBA (1 Year)					3-POINT												
YEAR	GP	MIN	FGM-FGA	PCT	FGM-FGA	PCT	FTM-FTA	PCT	REBS	AVG	AST	PF-DQ	STL	TO	BLK	PTS	AVG
89-90	4	32	2-7	.286	0-0	.000	2-2	1.000	4	1.0	3	7-0	2	1	0	6	1.5

LEE, DAVID #10 — 6-9 F/C — Florida '05 — 4/29/83

How Obtained: Signed as free agent, 8/2/16
How Departed: Unsigned free agent, 7/17

NBA (1 Year)					3-POINT												
YEAR	GP	MIN	FGM-FGA	PCT	FGM-FGA	PCT	FTM-FTA	PCT	REBS	AVG	AST	PF-DQ	STL	TO	BLK	PTS	AVG
16-17	79	1477	248-420	.590	0-0	.000	80-113	.708	441	5.6	124	125-0	31	82	40	576	7.3
NBA PLAYOFFS (1 Year)																	
2017	15	245	25-48	.521	0-1	.000	11-17	.647	57	3.8	11	20-0	4	6	5	61	4.1

LEONARD, KAWHI #2 — 6-7 F — San Diego State '11 — 6/29/91

How Obtained: From Indiana along with D. Bertans and E. Lorbek in exchange for G. Hill, 6/23/11
How Departed: Traded to Toronto along with D. Green for D. Derozan, J. Poeltl and first round pick, 7/18/18

NBA (7 Years)					3-POINT												
YEAR	GP	MIN	FGM-FGA	PCT	FGM-FGA	PCT	FTM-FTA	PCT	REBS	AVG	AST	PF-DQ	STL	TO	BLK	PTS	AVG
11-12	64	1534	199-404	.493	41-109	.376	68-88	.773	327	5.1	70	88-0	85	44	24	507	7.9
12-13	58	1810	260-526	.494	65-174	.374	104-126	.825	346	6.0	93	99-0	97	62	32	689	11.9
13-14	66	1923	337-645	.522	69-182	.379	101-126	.802	412	6.2	133	127-0	114	80	50	844	12.8
14-15	64	2033	394-822	.479	67-192	.349	202-252	.802	461	7.2	161	128-0	148	97	48	1057	16.5
15-16	72	2380	551-1090	.506	129-291	.443	292-334	.874	493	6.8	186	133-0	128	105	71	1523	21.2
16-17	74	2475	636-1312	.485	147-387	.380	469-533	.880	430	5.8	260	122-0	133	154	55	1888	25.5
17-18	9	210	52-111	.468	11-35	.314	31-38	.816	42	4.7	21	9-0	18	16	9	146	16.2
TOT	**407**	**12364**	**2429-4910**	**.495**	**529-1370**	**.386**	**1267-1497**	**.846**	**2511**	**6.2**	**924**	**706-0**	**723**	**558**	**289**	**6654**	**16.3**
NBA PLAYOFFS (6 Years)																	
2012	14	379	45-90	.500	13-16	.813	18-40	.450	83	5.9	8	23-0	17	13	6	121	8.6
2013	21	775	115-211	.545	31-49	.633	23-59	.390	190	9.0	22	40-0	37	23	11	284	13.5
2014	23	736	122-239	.510	53-72	.736	31-74	.419	155	6.7	38	66-2	39	29	14	328	14.3
2015	7	250	52-109	.477	27-35	.771	11-26	.423	52	7.4	18	18-0	8	15	4	142	20.3
2016	10	339	83-166	.500	42-51	.824	17-39	.436	63	6.3	28	21-0	26	16	14	225	22.5
2017	12	429	106-202	.525	95-102	.931	25-55	.455	93	7.8	55	21-0	20	26	6	332	27.7
TOT	**87**	**2908**	**523-1017**	**.514**	**261-325**	**.803**	**125-293**	**.427**	**636**	**7.3**	**169**	**189-2**	**147**	**122**	**55**	**1432**	**16.5**
NBA ALL-STAR GAMES (2 Years)																	
2016	1	26	8-15	.533	1-6	.167	0-0	.000	6	6.0	3	0-0	2	2	0	17	17.0
2017	1	15	2-4	.500	0-2	.000	0-0	.000	2	2.0	2	0-0	1	0	0	4	4.0
TOT	**2**	**40**	**10-19**	**.526**	**1-8**	**.125**	**0-0**	**.000**	**8**	**4.0**	**5**	**0-0**	**3**	**2**	**0**	**21**	**10.5**

LETT, CLIFFORD #11 — 6-3 G — Florida '89 — 12/23/65

How Obtained: Signed 10-day contract, 2/5/91; Signed 10-day contract, 2/15/91
How Departed: Waived, 2/25/91

NBA (1 Year)					3-POINT												
YEAR	GP	MIN	FGM-FGA	PCT	FGM-FGA	PCT	FTM-FTA	PCT	REBS	AVG	AST	PF-DQ	STL	TO	BLK	PTS	AVG
90-91	7	99	14-29	.483	0-1	.000	9-9	1.000	7	1.0	7	9-0	2	8	1	34	4.9

LINGENFELTER, STEVE #25 — 6-9 F — South Dakota St. '82 — 6/10/58

How Obtained: Signed to a 10-day contract, 2/25/84
How Departed: Waived, 3/5/84

NBA (1 Year)					3-POINT												
YEAR	GP	MIN	FGM-FGA	PCT	FGM-FGA	PCT	FTM-FTA	PCT	REBS	AVG	AST	PF-DQ	STL	TO	BLK	PTS	AVG
83-84	3	14	1-1	1.000	0-0	.000	0-2	.000	4	1.3	1	6-0	0	1	0	2	0.7

LOCKHART, DARRELL #32 — 6-9 F — Auburn '83 — 9/14/60

How Obtained: Second round pick, 1983 Draft, 35th overall
How Departed: Waived, 11/4/83

NBA (1 Year)					3-POINT												
YEAR	GP	MIN	FGM-FGA	PCT	FGM-FGA	PCT	FTM-FTA	PCT	REBS	AVG	AST	PF-DQ	STL	TO	BLK	PTS	AVG
83-84	2	14	2-2	1.000	0-0	.000	0-0	.000	3	1.5	0	5-0	0	2	0	4	2 0

LOHAUS, BRAD #54 — 6-11 F — Iowa '87 — 9/29/64

How Obtained: (1) Signed as free agent, 9/29/95 (2) Signed as free agent, 4/1/98
How Departed: (1) Traded to New York, with Reid and a first round pick, for C. Smith and M. Williams, 2/8/96 (2) Unsigned free agent, 7/1/98

NBA (2 Years)					3-POINT												
YEAR	GP	MIN	FGM-FGA	PCT	FGM-FGA	PCT	FTM-FTA	PCT	REBS	AVG	AST	PF-DQ	STL	TO	BLK	PTS	AVG
95-96	32	273	39-96	.406	27-65	.415	2-3	.667	33	1.0	17	34-0	2	9	7	107	3.3
97-98	9	102	7-21	.333	4-14	.286	1-3	.333	12	1.3	5	10-0	1	3	2	19	2.1
TOT	**41**	**375**	**46-117**	**.393**	**31-79**	**.392**	**3-6**	**.500**	**45**	**1.1**	**22**	**44-0**	**3**	**12**	**9**	**126**	**3.1**
NBA PLAYOFFS (1 Year)																	
1998	4	10	0-1	.000	0-0	.000	0-0	.000	2	0.5	1	0-0	1	0	0	0	0.0

LOVE, STAN #34 — 6-9 F — Oregon '71 — 4/9/49

How Obtained: Signed as free agent, 2/16/75
How Departed: Unsigned free agent, 7/1/75

ABA (1 Year)					3-POINT												
YEAR	GP	MIN	FGM-FGA	PCT	FGM-FGA	PCT	FTM-FTA	PCT	REBS	AVG	AST	PF-DQ	STL	TO	BLK	PTS	AVG
74-75	12	64	13-30	.433	0-0	.000	3-4	.750	24	2.0	9	16-0	0	6	4	29	2.4

LUCAS, JOHN #15 — 6-3 G — Maryland '76 — 10/31/53

How Obtained: Signed as free agent, 12/4/83
How Departed: Traded to Houston, with an '85 third round pick, for J. Bailey, an '85 second round pick and cash, 10/4/84

NBA (1 Year)					3-POINT												
YEAR	GP	MIN	FGM-FGA	PCT	FGM-FGA	PCT	FTM-FTA	PCT	REBS	AVG	AST	PF-DQ	STL	TO	BLK	PTS	AVG
83-84	63	1807	275-595	.462	19-69	.275	120-157	.764	180	2.9	673	123-1	92	147	5	689	10.9

LYLES, TREY #41 — 6-9 F — KENTUCKY '16 — 11/5/95

How Obtained: Signed as free agent, 7/12/19
How Departed: Unsigned free agent, 8/21

NBA (2 Years)					3-POINT												
YEAR	GP	MIN	FGM-FGA	PCT	FGM-FGA	PCT	FTM-FTA	PCT	REBS	AVG	AST	PF-DQ	STL	TO	BLK	PTS	AVG
19-20	63	1271	153-343	.446	65-168	.387	33-45	.733	361	5.7	69	98-0	28	39	28	404	6.4
20-21	23	358	43-90	.478	14-40	.350	15-23	.652	86	3.7	14	13-0	6	6	1	115	5.0
TOT	**86**	**1629**	**196-433**	**.453**	**79-208**	**.380**	**48-68**	**.706**	**447**	**5.2**	**83**	**111-0**	**34**	**45**	**29**	**519**	**6.0**

MACK, SAM #5 — 6-7 F — Houston '92 — 5/26/70

How Obtained: Signed as free agent, 9/25/92
How Departed: Waived, 10/21/93

NBA (1 Year)					3-POINT												
YEAR	GP	MIN	FGM-FGA	PCT	FGM-FGA	PCT	FTM-FTA	PCT	REBS	AVG	AST	PF-DQ	STL	TO	BLK	PTS	AVG
92-93	40	267	47-118	.398	3-22	.136	45-58	.776	48	1.2	15	44-0	14	22	5	142	3.6

MAHINMI, IAN #28 — 6-11 C France 11/5/80

How Obtained: First round pick, 2005 Draft, 28th overall
How Departed: Unsigned free agent, 7/10

NBA (2 Years)

YEAR	GP	MIN	FGM-FGA	PCT	3-POINT FGM-FGA	PCT	FTM-FTA	PCT	REBS	AVG	AST	PF-DQ	STL	TO	BLK	PTS	AVG
07-08	6	22	6-12	.500	0-0	.000	9-9	1.000	5	0.8	1	4-0	0	2	4	21	3.5
09-10	26	165	35-55	.636	0-0	.000	31-47	.660	52	2.0	2	32-1	3	15	8	101	3.9
TOT	**32**	**187**	**41-67**	**.612**	**0-0**	**.000**	**40-56**	**.714**	**57**	**1.8**	**3**	**36-1**	**3**	**17**	**12**	**122**	**3.8**

MALONE, MOSES #2 — 6-10 C Petersburg H.S. (V.A.) 5/23/55

How Obtained: Signed as free agent, 8/25/94
How Departed: Unsigned free agent, 7/1/95

NBA (1 Year)

YEAR	GP	MIN	FGM-FGA	PCT	3-POINT FGM-FGA	PCT	FTM-FTA	PCT	REBS	AVG	AST	PF-DQ	STL	TO	BLK	PTS	AVG
94-95	17	149	13-35	.371	1-2	.500	22-32	.688	46	2.7	6	15-0	2	11	3	49	2.9

MARJANOVIC, BOBAN #40 — 7-3 C Serbia 8/15/88

How Obtained: Signed as free agent, 7/17/15
How Departed: Unsigned free agent, 7/16

NBA (1 Year)

YEAR	GP	MIN	FGM-FGA	PCT	3-POINT FGM-FGA	PCT	FTM-FTA	PCT	REBS	AVG	AST	PF-DQ	STL	TO	BLK	PTS	AVG
15-16	54	508	105-174	.603	0-0	---	87-114	.763	194	3.6	21	54-0	12	29	23	297	5.5
NBA PLAYOFFS (1 Year)																	
15-16	7	42	8-12	.667	0-0	---	8-9	.889	14	2.0	3	10-0	0	3	2	24	3.4

MARKS, SEAN #40 — 7-0 C California '98 8/23/75

How Obtained: Signed as free agent, 9/29/03
How Departed: Unsigned free agent, 7/06

NBA (3 Years)

YEAR	GP	MIN	FGM-FGA	PCT	3-POINT FGM-FGA	PCT	FTM-FTA	PCT	REBS	AVG	AST	PF-DQ	STL	TO	BLK	PTS	AVG
03-04	Did Not Appear In Any Games																
04-05	23	244	27-80	.338	0-3	.000	22-28	.786	56	2.4	8	29-0	3	14	11	76	3.3
05-06	25	181	37-71	.521	0-3	.000	7-12	.583	43	1.7	7	21-1	5	7	7	81	3.2
TOT	**48**	**425**	**64-151**	**.424**	**0-6**	**.000**	**29-40**	**.725**	**99**	**2.1**	**15**	**50-1**	**8**	**21**	**18**	**157**	**3.3**

MARTIN, KEVIN #23 — 6-7 G Western Carolina '04 2/1/83

How Obtained: Signed as free agent, 3/9/16
How Departed: Unsigned free agent, 7/16

NBA (1 Year)

YEAR	GP	MIN	FGM-FGA	PCT	3-POINT FGM-FGA	PCT	FTM-FTA	PCT	REBS	AVG	AST	PF-DQ	STL	TO	BLK	PTS	AVG
15-16	16	261	30-85	.353	11-33	.333	28-30	.933	29	1.8	12	15-0	9	13	2	99	6.2
NBA PLAYOFFS (1 Year)																	
15-16	5	49	8-20	.400	4-8	.500	2-3	.667	4	0.8	3	5-0	1	6	0	22	4.4

MASON JR., ROGER #8 — 6-5 G Virginia '02 9/10/80

How Obtained: Signed as free agent, 7/11/08
How Departed: Unsigned free agent, 8/10

NBA (2 Years)

YEAR	GP	MIN	FGM-FGA	PCT	3-POINT FGM-FGA	PCT	FTM-FTA	PCT	REBS	AVG	AST	PF-DQ	STL	TO	BLK	PTS	AVG
08-09	82	2496	349-822	.425	166-394	.421	105-118	.890	251	3.1	173	160-0	40	100	12	969	11.8
09-10	79	1515	193-496	.389	88-264	.333	27-34	.794	162	2.1	137	99-0	30	59	14	501	6.3
TOT	**161**	**4011**	**542-1318**	**.411**	**254-658**	**.386**	**132-152**	**.868**	**413**	**2.6**	**310**	**259-0**	**70**	**159**	**26**	**1470**	**9.1**
NBA PLAYOFFS (2 Years)																	
08-09	5	108	12-32	.375	7-19	.368	2-3	.667	8	1.6	9	10-0	1	4	0	33	6.6
09-10	6	60	1-12	.083	1-7	.143	0-0	.000	4	0.7	2	12-0	1	2	0	3	0.5
TOT	**11**	**168**	**13-44**	**.295**	**8-26**	**.308**	**2-3**	**.667**	**12**	**1.1**	**11**	**22-0**	**2**	**6**	**0**	**36**	**3.3**

MASSENBURG, TONY #34 — 6-9 F Maryland '90 7/31/67

How Obtained: (1) Second round pick, 1990 Draft, 43rd overall. (2) Signed as free agent, 8/4/04
How Departed: (1) Waived, 12/2/91. (2) Unsigned free agent, 8/05

NBA (3 Years)

YEAR	GP	MIN	FGM-FGA	PCT	3-POINT FGM-FGA	PCT	FTM-FTA	PCT	REBS	AVG	AST	PF-DQ	STL	TO	BLK	PTS	AVG
90-91	35	161	27-60	.450	0-0	.000	28-45	.622	58	1.7	4	26-0	4	13	9	82	2.3
91-92	1	9	1-5	.200	0-0	.000	0-0	.000	0	0.0	0	2-0	0	0	0	2	2.0
04-05	61	699	74-182	.407	0-0	.000	48-63	.762	163	2.7	14	122-1	18	40	20	196	3.2
TOT	**97**	**869**	**102-247**	**.413**	**0-0**	**.000**	**76-108**	**.704**	**221**	**2.3**	**18**	**150-1**	**22**	**53**	**29**	**280**	**2.9**
NBA PLAYOFFS (2 Years)																	
1991	1	1	0-0	.000	0-0	.000	0-0	.000	0	0.0	0	0-0	0	0	0	0	0.0
2005	9	28	1-6	.167	0-0	.000	1-2	.500	11	1.2	0	2-0	0	0	0	3	0.3
TOT	**10**	**29**	**1-6**	**.167**	**0-0**	**.000**	**1-2**	**.500**	**11**	**1.1**	**0**	**2-0**	**0**	**0**	**0**	**3**	**0.3**

MATTHEWS, WES #1 — 6-1 G Wisconsin '80 8/24/59

How Obtained: Signed as free agent, 10/15/85
How Departed: Waived, 10/8/86

NBA (1 Year)

YEAR	GP	MIN	FGM-FGA	PCT	3-POINT FGM-FGA	PCT	FTM-FTA	PCT	REBS	AVG	AST	PF-DQ	STL	TO	BLK	PTS	AVG
85-86	75	1853	320-603	.531	4-25	.160	173-211	.820	131	1.7	476	168-1	87	232	32	817	10.9
NBA PLAYOFFS (1 Year)																	
1986	3	116	35-54	.648	0-1	.000	6-8	.750	7	2.3	24	7-0	6	11	0	76	25.3

MAXWELL, VERNON #11 — 6-4 G — Florida '88 — 9/12/65

How Obtained: (1) From Denver for a second round pick in '89, 6/28/88 (2) Signed as free agent, 8/29/96
How Departed: (1) Traded to Houston for cash, 2/21/90 (2) Unsigned free agent, 7/1/97

NBA (3 Years)

YEAR	GP	MIN	FGM-FGA	PCT	3-POINT FGM-FGA	PCT	FTM-FTA	PCT	REBS	AVG	AST	PF-DQ	STL	TO	BLK	PTS	AVG
88-89	79	2065	357-827	.432	32-129	.248	181-243	.745	202	2.6	301	136-0	86	178	8	927	11.7
89-90	49	1118	133-306	.435	15-52	.288	59-95	.621	141	2.9	146	79-0	42	71	5	340	6.9
96-97	72	2068	340-906	.375	115-372	.309	134-180	.744	159	2.2	153	168-1	87	121	19	929	12.9
TOT	**200**	**5251**	**830-2039**	**.407**	**162-553**	**.293**	**374-518**	**.722**	**502**	**2.5**	**600**	**383-1**	**215**	**370**	**32**	**2196**	**11.0**

McCASKILL, AMAL #15 — 6-11 C — Marquette '96 — 10/28/71

How Obtained: Signed as free agent, 8/4/01
How Departed: Traded to Portland, with Daniels and C. Smith, for Kerr, Barkley and a second round pick in '03, 8/5/02

NBA (1 Year)

YEAR	GP	MIN	FGM-FGA	PCT	3-POINT FGM-FGA	PCT	FTM-FTA	PCT	REBS	AVG	AST	PF-DQ	STL	TO	BLK	PTS	AVG
01-02	27	153	20-49	.408	0-0	.000	12-26	.462	36	1.3	4	23-0	6	14	10	52	1.9

McCALLUM, RAY #3 — 6-3 G — Detroit Mercy '13 — 6/12/91

How Obtained: From Sacramento in exchange for a 2016 second round draft pick, 7/9/15
How Departed: Waived, 2/29/16

NBA (1 Year)

YEAR	GP	MIN	FGM-FGA	PCT	3-POINT FGM-FGA	PCT	FTM-FTA	PCT	REBS	AVG	AST	PF-DQ	STL	TO	BLK	PTS	AVG
15-16	31	256	27-67	.403	5-16	.313	9-10	.900	31	1.0	33	14-0	5	13	4	68	2.2

McDYESS, ANTONIO #34 — 6-9 F/C — Alabama '95 — 9/7/1974

How Obtained: Signed as a free agent, 7/8/09
How Departed: Retired, 12/19/11

NBA (2 Years)

YEAR	GP	MIN	FGM-FGA	PCT	3-POINT FGM-FGA	PCT	FTMFTA	PCT	REBS	AVG	AST	PF-DQ	STL	TO	BLK	PTS	AVG
09-10	77	1617	205-428	.479	0-2	0.000	36-57	.632	455	5.9	83	147-0	43	79	32	446	5.8
10-11	73	1386	169-344	.491	0-1	0.000	52-77	.675	396	5.4	84	163-1	36	73	39	390	5.3
TOT	**150**	**3003**	**374-772**	**.484**	**0-3**	**0.000**	**88-134**	**.657**	**851**	**5.7**	**167**	**310-1**	**79**	**152**	**71**	**836**	**5.6**
NBA PLAYOFFS (2 Years)																	
09-10	10	247	33-62	.532	0-0	0.000	2-2	1.000	68	6.8	12	27-0	2	9	7	68	6.8
10-11	6	145	15-36	.417	0-0	0.000	4-7	.571	30	5.0	8	21-0	2	7	5	34	5.7
TOT	**16**	**392**	**48-98**	**.490**	**0-0**	**0.000**	**6-9**	**.667**	**98**	**6.1**	**20**	**48-0**	**4**	**16**	**12**	**102**	**6.4**

McGRADY, TRACY #1 — 6-8 G — Mt. Zion Christian Aca. '96 — 5/24/79

How Obtained: Signed as free agent, 4/16/13

NBA PLAYOFFS (1 Year)

YEAR	GP	MIN	FGM-FGA	PCT	3-POINT FGM-FGA	PCT	FTM-FTA	PCT	REBS	AVG	AST	PF-DQ	STL	TO	BLK	PTS	AVG
12-13	6	32	0-7	.000	0-3	.000	0-0	.000	8	1.3	7	0.2-0	2	2	3	0	0.0

McKENZIE, FORREST #7 — 6-7 F — Loyola Marymount '86 — 2/16/63

How Obtained: (1) Third round pick, 1986 Draft, 48th overall; (2) Signed as free agent, 11/22/86
How Departed: (1) Waived, 10/8/86; (2) Waived, 12/15/86

NBA (1 Year)

YEAR	GP	MIN	FGM-FGA	PCT	3-POINT FGM-FGA	PCT	FTM-FTA	PCT	REBS	AVG	AST	PF-DQ	STL	TO	BLK	PTS	AVG
86-87	6	42	7-28	.250	1-2	.500	2-2	1.000	7	1.2	1	9-0	1	3	0	17	2.8

McNAMARA, MARK #3 — 6-1 C — California '82 — 6/8/59

How Obtained: (1) From Philadelphia for a second round pick in '86, 11/4/83 (2) From the L.A. Lakers for exchange of second round picks in either '91, '92, '93 or '94, 9/25/90
How Departed: (1) Traded to Kansas City for Knight, 12/11/84 (2) Traded to Orlando for Green and a first round pick in '91, 10/30/90

NBA (2 Years)

YEAR	GP	MIN	FGM-FGA	PCT	3-POINT FGM-FGA	PCT	FTM-FTA	PCT	REBS	AVG	AST	PF-DQ	STL	TO	BLK	PTS	AVG
83-84	70	1037	157-253	.621	0-0	.000	74-157	.471	317	4.5	31	138-2	14	89	12	388	5.5
84-85	12	63	12-18	.667	0-0	.000	9-18	.500	17	1.4	0	5-0	2	6	1	33	2.8
TOT	**82**	**1100**	**169-271**	**.624**	**0-0**	**.000**	**83-175**	**.474**	**334**	**4.1**	**31**	**143-2**	**16**	**95**	**13**	**421**	**5.1**

MENSAH-BONSU, POPS #54 — 6-10 F — George Washington '06 — 9/7/83

How Obtained: Signed 10-day contract, 2/25/09

NBA (1 Year)

YEAR	GP	MIN	FGM-FGA	PCT	3-POINT FGM-FGA	PCT	FTM-FTA	PCT	REBS	AVG	AST	PF-DQ	STL	TO	BLK	PTS	AVG
08-09	3	20	5-7	.714	0-0	.000	5-7	.714	10	3.3	0	6-0	1	2	1	15	5.0

MERCER, RON #33 — 6-7 G — Kentucky '99 — 5/18/76

How Obtained: From Indiana as part of a three-team deal (Spurs, Pacers and Kings), 7/24/03
How Departed: Waived, 2/27/04

NBA (1 Year)

YEAR	GP	MIN	FGM-FGA	PCT	3-POINT FGM-FGA	PCT	FTM-FTA	PCT	REBS	AVG	AST	PF-DQ	STL	TO	BLK	PTS	AVG
03-04	39	516	90-211	.427	2-7	.286	13-17	.765	49	1.3	22	37-0	14	26	5	195	5.0

METU, CHIMEZIE #7 — 6-10 F — USC '18 — 3/22/97

How Obtained: Second round pick in 2018 NBA Draft, 49th overall selection
How Departed: Unsigned free agent, 11/20

NBA (2 Years)

YEAR	GP	MIN	FGM-FGA	PCT	3-POINT FGM-FGA	PCT	FTM-FTA	PCT	REBS	AVG	AST	PF-DQ	STL	TO	BLK	PTS	AVG
18-19	29	145	19-58	.328	0-2	.000	13-17	..765	36	1.2	13	14-0	6	15	2	51	1.8
19-20	18	105	24-42	.571	0-2	.000	10-13	.769	33	1.8	10	7-0	3	10	6	58	3.2
TOT	**47**	**250**	**43-100**	**.430**	**0-4**	**.000**	**23-30**	**.767**	**69**	**1.5**	**23**	**21-0**	**9**	**25**	**8**	**109**	**2.3**

MILLER, ANDRE #24 — 6-3 G — Utah '99 — 3/19/76

How Obtained: Signed as free agent, 2/29/16
How Departed: Unsigned free agent, 7/16

NBA (1 Year)					3-POINT												
YEAR	GP	MIN	FGM-FGA	PCT	FGM-FGA	PCT	FTM-FTA	PCT	REBS	AVG	AST	PF-DQ	STL	TO	BLK	PTS	AVG
15-16	13	181	23-48	.479	1-4	.250	9-13	.692	27	2.1	29	14-0	7	12	0	56	4.3
NBA PLAYOFFS (1 Year)																	
15-16	5	35	3-7	.429	1-3	.333	2-2	1.000	5	1.0	7	4-0	0	0	0	9	1.8

MILLER, ROBERT #41 — 6-10 C — Cincinnati '78 — 7/9/56

How Obtained: Signed 10-day contract, 1/2/84
How Departed: Waived, 1/11/84

NBA (1 Year)					3-POINT												
YEAR	GP	MIN	FGM-FGA	PCT	FGM-FGA	PCT	FTM-FTA	PCT	REBS	AVG	AST	PF-DQ	STL	TO	BLK	PTS	AVG
83-84	2	8	2-3	.667	0-0	.000	0-0	.000	5	2.5	1	5-0	0	0	1	4	2.0

MILLS, PATTY #8 — 6-0 G — St. Mary's (CA) '09 — 8/11/88

How Obtained: Signed as free agent, 3/27/12
How Departed: Unsigned free agent, 8/21

NBA (10 Years)					3-POINT												
YEAR	GP	MIN	FGM-FGA	PCT	FGM-FGA	PCT	FTM-FTA	PCT	REBS	AVG	AST	PF-DQ	STL	TO	BLK	PTS	AVG
11-12	16	261	63-130	.485	24-56	.429	15-15	1.000	28	1.8	39	14-0	10	26	1	165	10.3
12-13	58	656	113-241	.469	52-130	.400	16-19	.842	50	0.9	62	55-0	26	39	4	294	5.1
13-14	81	1527	309-666	.464	135-318	.425	73-82	.890	169	2.1	149	114-0	68	63	9	826	10.2
14-15	51	801	128-336	.381	62-182	.341	33-40	.825	75	1.5	87	58-0	28	35	2	351	6.9
15-16	81	1662	260-612	.425	123-320	.384	47-58	.810	158	2.0	226	102-0	59	76	6	690	8.5
16-17	80	1754	273-621	.440	147-355	.414	66-80	.825	141	1.8	280	109-0	65	101	3	759	9.5
17-18	82	2107	280-682	.411	154-414	.372	105-118	.890	154	1.9	229	128-0	55	106	11	819	10.0
18-19	82	1908	282-663	.425	159-404	.394	88-103	.854	182	2.2	245	129-0	49	93	10	811	9.9
19-20	66	1485	258-598	.431	154-403	.382	97-112	.866	108	1.6	118	105-0	53	54	6	767	11.6
20-21	68	1685	252-611	.412	161-429	.375	71-78	.910	116	1.7	162	81-0	42	66	3	736	10.8
TOT	**665**	**13847**	**2218-5160**	**.430**	**1171-3011**	**.389**	**611-705**	**.867**	**1181**	**1.8**	**1597**	**895-0**	**455**	**659**	**55**	**6218**	**9.4**
NBA PLAYOFFS (8 Years)																	
2012	8	31	6-11	.545	3-5	.600	0-0	---	3	0.4	5	2-0	1	3	0	15	1.9
12-13	9	31	5-10	.500	2-7	.286	0-0	---	3	0.3	2	2-0	0	1	0	12	1.3
13-14	23	351	63-141	.447	32-79	.405	10-13	.769	35	1.5	33	31-0	17	14	1	168	7.3
14-15	7	112	21-42	.500	16-28	.571	13-13	1.000	19	2.7	8	15-0	2	5	0	71	10.1
15-16	10	167	23-53	.434	13-36	.361	7-11	.636	14	1.4	20	3-0	7	8	0	66	6.6
16-17	16	416	57-140	.407	32-89	.360	19-22	.864	34	2.1	43	33-0	13	21	1	165	10.3
17-18	5	165	25-57	.439	13-35	.371	4-5	.800	10	2.0	13	15-0	3	9	1	67	13.4
18-19	7	152	14-43	.326	3-22	.136	6-10	.600	15	2.1	25	9-0	7	3	1	37	5.3
TOT	**85**	**1425**	**214-497**	**.431**	**114-301**	**.379**	**59-74**	**.797**	**133**	**1.6**	**149**	**110-0**	**50**	**64**	**4**	**601**	**7.1**

MITCHELL, MIKE #34 — 6-7 F — Auburn '78 — 1/1/56

How Obtained: (1) From Cleveland, with Phegley, for R. Johnson, Brewer and cash, 12/24/81: (2) Signed as free agent, 4/23/90
How Departed: (1) Unsigned free agent, 7/88; (2) Waived, 11/1/90

NBA (7 Years)					3-POINT												
YEAR	GP	MIN	FGM-FGA	PCT	FGM-FGA	PCT	FTM-FTA	PCT	REBS	AVG	AST	PF-DQ	STL	TO	BLK	PTS	AVG
81-82	57	2090	524-973	.539	0-7	.000	148-202	.733	449	7.9	43	200-4	33	98	28	1196	21.0
82-83	80	2803	686-1342	.511	0-3	.000	219-289	.758	537	6.7	98	248-6	57	126	52	1591	19.9
83-84	79	2853	779-1597	.488	6-14	.429	275-353	.779	570	7.2	93	251-6	62	141	73	1839	23.3
84-85	82	2853	775-1558	.497	5-23	.217	269-346	.777	417	6.1	151	219-1	61	144	27	1824	22.2
85-86	82	2970	802-1697	.473	0-12	.000	317-392	.809	409	5.0	188	175-0	56	184	25	1921	23.4
86-87	40	922	208-478	.435	1-2	.500	92-112	.821	103	2.6	38	68-0	19	51	9	509	12.7
87-88	68	1501	378-784	.482	3-12	.250	160-194	.825	198	2.9	68	101-0	31	52	13	919	13.5
TOT	**488**	**15992**	**4152-8429**	**.493**	**15-73**	**.205**	**1480-1888**	**.784**	**2683**	**5.5**	**679**	**1262-17**	**319**	**796**	**227**	**9799**	**20.1**
NBA PLAYOFFS (6 Years)																	
1982	9	365	90-169	.533	0-0	.000	43-57	.754	73	8.1	7	22-0	5	24	1	223	24.8
1983	11	422	102-200	.501	1-2	.500	25-33	.758	105	9.5	12	34-0	7	25	19	230	20.9
1985	5	180	44-78	.564	0-1	.000	21-24	.875	19	3.8	12	19-1	3	9	4	109	21.8
1986	3	107	21-52	.404	0-0	.000	5-10	.500	9	3.0	10	8-1	3	10	3	47	15,7
1988	3	74	13-37	.351	0-0	.000	5-6	.833	15	5.0	4	5-0	1	5	1	31	10.3
1990	4	15	3-8	.375	0-0	.000	0-0	.000	3	0.8	2	2-0	0	2	0	6	1.5
TOT	**35**	**1163**	**273-544**	**.502**	**1-3**	**.333**	**99-130**	**.762**	**224**	**6.4**	**47**	**90-2**	**19**	**75**	**28**	**646**	**18.5**

MITCHELL, TODD #32 — 6-7 F — Purdue '88 — 7/26/66

How Obtained: Signed 10-day contract, 2/28/89
How Departed: Waived, 3/7/89

NBA (1 Year)					3-POINT												
YEAR	GP	MIN	FGM-FGA	PCT	FGM-FGA	PCT	FTM-FTA	PCT	REBS	AVG	AST	PF-DQ	STL	TO	BLK	PTS	AVG
88-89	2	33	2-9	.222	0-0	.000	1-4	.250	3	1.5	1	2-0	1	4	0	5	2.5

MOHAMMED, NAZR #2 — 6-10 C — Kentucky '98 — 9/5/77

How Obtained: From New York, along with Brewer, for Rose and two first round picks, 2/24/05
How Departed: Unsigned free agent, 7/06

NBA (2 Years)					3-POINT												
YEAR	GP	MIN	FGM-FGA	PCT	FGM-FGA	PCT	FTM-FTA	PCT	REBS	AVG	AST	PF-DQ	STL	TO	BLK	PTS	AVG
04-05	23	414	55-142	.387	0-0	.000	32-56	.571	147	6.4	8	64-1	5	27	33	142	6.2
05-06	80	1389	190-377	.504	0-0	.000	113-144	.785	418	5.2	40	220-2	21	91	49	493	6.2
TOT	**103**	**1803**	**245-519**	**.472**	**0-0**	**.000**	**145-200**	**.725**	**565**	**5.5**	**48**	**284-3**	**26**	**118**	**82**	**635**	**6.2**
NBA PLAYOFFS (2 Years)																	
2005	23	528	66-125	.528	1-1	.100	30-47	.638	154	6.7	8	65-0	14	24	23	163	7.1
2006	8	94	11-15	.733	1-1	.100	13-18	.722	31	3.9	1	17-0	3	8	6	36	4.5
TOT	**31**	**622**	**77-140**	**.550**	**2-2**	**.100**	**43-65**	**.662**	**185**	**6.0**	**9**	**82-0**	**17**	**32**	**29**	**199**	**6.4**

MOORE, JOHNNY #00 — 6-3 G Texas '79 — 3/31/58

How Obtained: (1) From Seattle for cash, 6/26/79; (2) Signed as free agent, 6/18/80; (3) Signed as free agent, 11/22/89
How Departed: (1) Waived, 10/12/79; (2) Waived, 11/19/87; (3) Waived, 8/23/90

NBA (9 Years)					3-POINT												
YEAR	GP	MIN	FGM-FGA	PCT	FGM-FGA	PCT	FTM-FTA	PCT	REBS	AVG	AST	PF-DQ	STL	TO	BLK	PTS	AVG
80-81	82	1578	249-520	.479	1-19	.053	105-172	.610	196	2.4	373	178-0	120	154	22	604	7.4
81-82	79	2294	309-667	.463	1-21	.048	122-182	.670	275	3.5	762	254-6	163	175	12	741	9.4
82-83	77	2552	394-841	.468	5-22	.227	148-199	.744	277	3.6	753	247-2	194	226	32	941	12.2
83-84	59	1650	231-518	.446	28-87	.322	105-139	.755	178	3.0	566	168-2	123	143	20	595	10.1
84-85	82	2689	416-910	.457	25-89	.281	189-248	.762	378	4.6	816	247-3	229	236	18	1046	12.8
85-86	28	856	150-303	.495	4-22	.182	59-86	.686	86	3.1	252	78-0	70	81	6	363	13.0
86-87	55	1234	198-448	.442	22-79	.278	56-70	.800	100	1.8	250	97-0	83	102	3	474	8.6
87-88	4	51	4-9	.444	0-1	.000	0-0	.000	4	1.0	11	1-0	3	4	0	8	2.0
89-90	53	516	47-126	.373	8-34	.235	16-27	.593	52	1.0	82	55-0	32	39	3	118	2.2
TOT	**519**	**13420**	**1998-4342**	**.460**	**94-374**	**.251**	**800-1123**	**.712**	**1546**	**3.0**	**3865**	**1325-13**	**1017**	**1160**	**116**	**4890**	**9.4**
NBA PLAYOFFS (5 Years)																	
1981	7	124	18-37	.486	0-3	.000	6-8	.750	13	1.9	22	14-0	10	8	1	42	6.0
1982	9	292	39-82	.476	0-3	.000	16-27	.593	31	3.4	93	38-0	15	15	6	94	10.4
1983	11	414	105-197	.533	9-17	.529	28-35	.800	47	4.3	161	41-0	28	38	3	247	22.5
1985	5	168	25-54	.463	1-3	.333	15-23	.652	30	6.0	42	17-0	10	16	2	66	13.2
1990	9	86	6-24	.250	0-6	.000	4-8	.500	11	1.3	21	11-0	7	7	1	16	1.8
TOT	**41**	**1084**	**193-394**	**.490**	**10-32**	**.313**	**69-101**	**.683**	**132**	**3.2**	**339**	**121-0**	**70**	**84**	**13**	**465**	**11.3**

MOSLEY, GLENN #34 — 6-8 F Seton Hall '77 — 12/26/55

How Obtained: Signed as free agent, 12/78
How Departed: Waived, 10/79

NBA (1 Year)					3-POINT												
YEAR	GP	MIN	FGM-FGA	PCT	FGM-FGA	PCT	FTM-FTA	PCT	REBS	AVG	AST	PF-DQ	STL	TO	BLK	PTS	AVG
78-79	26	221	31-75	.413	—	—	23-38	.605	64	2.5	19	35-0	8	20	10	85	3.3
NBA PLAYOFFS (1 Year)																	
1979	3	6	2-3	.667	—	—	1-3	.333	1	0.3	1	0-0	0	0	1	5	1.7

MOTIEJUNAS, DONATAS #28 — 7-0 F Kaunas, Lithuania — 9/20/90

How Obtained: Signed as free agent, 4/4/19
How Departed: Unsigned free agent, 7/1/19

NBA (1 Year)					3-POINT												
YEAR	GP	MIN	FGM-FGA	PCT	FGM-FGA	PCT	FTM-FTA	PCT	REBS	AVG	AST	PF-DQ	STL	TO	BLK	PTS	AVG
18-19	3	13	3-6	.500	0-0	---	0-2	.000	3	1.0	1	6-0	0	3	1	6	2.0
NBA PLAYOFFS (1 Year)																	
2019	5	19	6-10	.600	0-1	.000	1-2	.500	7	1.4	2	1-0	0	0	0	13	2.6

MYERS, PETE #9, #7 — 6-7 G Arkansas-Little Rock '86 — 9/15/63

How Obtained: (1) Signed as free agent, 1/29/88; (2) Signed as free agent, 12/10/90
How Departed: (1) Traded to Philadelphia for A. King, 8/24/88; (2) Waived, 12/24/90

NBA (2 Years)					3-POINT												
YEAR	GP	MIN	FGM-FGA	PCT	FGM-FGA	PCT	FTM-FTA	PCT	REBS	AVG	AST	PF-DQ	STL	TO	BLK	PTS	AVG
87-88	22	328	43-95	.453	0-4	.000	26-39	.667	37	1.7	48	30-0	17	33	6	112	5.1
90-91	8	103	10-23	.435	0-1	.000	9-11	.818	18	2.3	14	14-0	3	14	3	29	3.6
TOT	**30**	**431**	**53-118**	**.450**	**0-5**	**.000**	**35-50**	**.700**	**55**	**1.8**	**62**	**44-0**	**20**	**47**	**9**	**141**	**4.7**

NATER, SWEN #31 — 6-11 C UCLA '73 — 1/14/50

How Obtained: From Virginia for cash and a draft pick, 11/73
How Departed: Traded to New York Nets for Kenon and Gale, 6/3/75

ABA (2 Years)					3-POINT												
YEAR	GP	MIN	FGM-FGA	PCT	FGM-FGA	PCT	FTM-FTA	PCT	REBS	AVG	AST	PF-DQ	STL	TO	BLK	PTS	AVG
73-74	62	2001	383-695	.552	0-1	.000	134-181	.740	844	13.6	112	177-0	26	—	—	900	14.5
74-75	78	2713	495-914	.542	0-1	.000	185-246	.752	1279	16.4	97	240-0	43	185	87	1175	15.1
TOT	**140**	**4714**	**878-1609**	**.546**	**0-2**	**.000**	**319-427**	**.747**	**2123**	**15.2**	**209**	**417-0**	**69**	**185**	**87**	**2075**	**14.8**
ABA PLAYOFFS (2 Years)																	
1974	7	211	47-85	.553	0-0	.000	10-14	.724	82	11.7	15	21-0	4	—	5	104	14.9
1975	6	234	40-84	.476	0-0	.000	9-21	.429	99	16.5	6	18-0	1	16	6	89	14.8
TOT	**13**	**445**	**87-169**	**.515**	**0-0**	**.000**	**19-35**	**.543**	**181**	**13.9**	**21**	**39-0**	**5**	**16**	**11**	**193**	**14.8**
ABA ALL STAR GAMES (2 Years)																	
1974	1	28	13-24	.542	0-0	.000	3-4	.750	22	22.0	0	2-0	—	—	—	29	29.0
1975	1	26	5-13	.385	0-0	.000	2-2	1.000	5	5.0	1	3-0	0	2	0	12	12.0
TOT	**2**	**54**	**18-37**	**.486**	**0-0**	**.000**	**5-6**	**.833**	**27**	**13.5**	**1**	**5-0**	**0**	**2**	**0**	**41**	**20.5**

NATT, CALVIN #7 — 6-6 F NE Louisiana '79 — 1/8/57

How Obtained: From Denver, with Vincent, for Greenwood and Cook, 1/26/89
How Departed: Waived, 2/20/89

NBA (1 Year)					3-POINT												
YEAR	GP	MIN	FGM-FGA	PCT	FGM-FGA	PCT	FTM-FTA	PCT	REBS	AVG	AST	PF-DQ	STL	TO	BLK	PTS	AVG
88-89	10	185	25-66	.379	0-0	.000	35-48	.729	32	3.2	11	19-0	2	19	2	85	8.5

NEAL, GARY #14 — 6-4 G Towson '07 — 11/3/84

How Obtained: Signed as free agent, 7/22/10
Hoe Departed: Unsigned free agent, 7/13

NBA (3 Years)					3-POINT												
YEAR	GP	MIN	FGM-FGA	PCT	FGM-FGA	PCT	FTM-FTA	PCT	REBS	AVG	AST	PF-DQ	STL	TO	BLK	PTS	AVG
10-11	80	1685	285-632	.451	129-308	.419	84-104	.808	196	2.5	2.7	148-0	78	78	4	783	9.8
11-12	56	1206	212-486	.436	83-198	.419	50-64	.781	118	2.1	4.7	75-0	27	60	2	557	9.9
12-13	68	1484	246-597	.412	89-251	.355	64-74	.865	143	2.1	1.9	93-0	30	69	2	645	9.5
TOT	**204**	**4375**	**743-1715**	**.433**	**301-757**	**.398**	**198-242**	**.818**	**457**	**2.2**	**3.1**	**316-0**	**135**	**207**	**8**	**1985**	**9.7**
NBA PLAYOFFS (3 Years)																	
2011	6	111	17-46	.370	5-19	.263	7-7	1.000	18	3.0	5	11-0	1	2	1	46	7.7
2012	14	217	39-87	.476	16-36	.444	11-13	.846	18	1.3	19	21-0	2	11	0	105	7.5
2013	21	390	52-135	.385	23-66.	348	16-16	1.000	45	2.1	15	33-0	3	13	1	143	6.8
TOT	**41**	**718**	**108-263**	**.411**	**44-121**	**.364**	**34-36**	**.944**	**81**	**2.0**	**39**	**65-0**	**6**	**26**	**2**	**294**	**7.2**

NEALY, EDDIE #32 — 6-7 F — Kansas State '82 — 2/19/60

How Obtained: Signed as free agent, 7/15/86
How Departed: Unsigned free agent, 10/6/88

NBA (2 Years)					3-POINT												
YEAR	GP	MIN	FGM-FGA	PCT	FGM-FGA	PCT	FTM-FTA	PCT	REBS	AVG	AST	PF-DQ	STL	TO	BLK	PTS	AVG
86-87	60	980	84-192	.438	4-31	.129	51-69	.739	284	4.7	83	144-1	40	36	11	223	3.7
87-88	68	837	50-109	.459	1-2	.500	41-63	.651	222	3.3	49	94-0	29	27	5	142	2.1
TOT	**128**	**1817**	**134-301**	**.445**	**5-33**	**.152**	**92-132**	**.697**	**506**	**4.0**	**132**	**238-1**	**69**	**63**	**16**	**365**	**2.9**
NBA PLAYOFFS (1 Year)																	
1988	4	5	4-6	.667	0-0	.000	2-2	1.000	13	3.3	6	7-0	1	2	1	10	2.5

NELSON, LOUIE #21 — 6-3 G — Washington '73 — 5/28/51

How Obtained: Signed as free agent, 11/4/76
How Departed: Waived, 11/17/76

NBA (1 Year)					3-POINT												
YEAR	GP	MIN	FGM-FGA	PCT	FGM-FGA	PCT	FTM-FTA	PCT	REBS	AVG	AST	PF-DQ	STL	TO	BLK	PTS	AVG
76-77	4	57	7-14	.500	—	—	4-7	.571	7	1.8	3	9-0	2	—	0	18	4.5

NESTEROVIC, RASHO #8 — 7-0 C — Slovenia — 5/30/76

How Obtained: Signed as free agent, 7/16/03
How Departed: Traded to Toronto for Bonner, Williams and a 2009 second round pick, 6/21/06

NBA (3 Years)					3-POINT												
YEAR	GP	MIN	FGM-FGA	PCT	FGM-FGA	PCT	FTM-FTA	PCT	REBS	AVG	AST	PF-DQ	STL	TO	BLK	PTS	AVG
03-04	82	2353	328-700	.469	0-0	.000	54-114	.474	633	7.7	114	247-5	51	107	165	710	8.7
04-05	70	1785	198-430	.460	0-0	.000	14-30	.467	459	6.6	71	207-1	31	73	117	410	5.9
05-06	80	1515	172-334	.515	0-2	.000	18-30	.600	309	3.9	33	209-3	21	53	88	362	4.5
TOT	**232**	**5653**	**698-1464**	**.477**	**0-2**	**.000**	**86-174**	**.494**	**1401**	**6.0**	**218**	**663-9**	**103**	**233**	**370**	**1482**	**6.4**
NBA PLAYOFFS (3 Years)																	
2004	10	261	29-67	.433	0-1	.000	1-6	.167	55	5.5	10	38-0	3	8	11	59	5.9
2005	15	114	5-12	.417	0-0	.000	0-2	.000	26	1.7	2	16-0	1	4	5	10	0.7
2006	9	114	11-19	.579	1-1	1.000	2-2	.100	30	3.3	1	17-0	2	2	5	25	2.8
TOT	**34**	**489**	**45-98**	**.459**	**1-2**	**.500**	**3-10**	**.300**	**111**	**3.3**	**13**	**71-0**	**6**	**14**	**21**	**94**	**2.8**

NETOLICKY, BOB #24 — 6-9 C — Drake '67 — 5/28/51

How Obtained: Contract purchased by Dallas (from Indiana), 8/72
How Departed: Waived, 11/3/73

ABA (1 Year)					3-POINT												
YEAR	GP	MIN	FGM-FGA	PCT	FGM-FGA	PCT	FTM-FTA	PCT	REBS	AVG	AST	PF-DQ	STL	TO	BLK	PTS	AVG
73-74	19	488	100-195	.513	0-0	.000	29-46	.630	101	5.3	44	21-0	17	34	0	280	14.7

NEVITT, CHUCK #52 — 7-5 C — NC State '82 — 6/13/59

How Obtained: (1) Signed as free agent, 9/27/88 (2) Signed as free agent, 9/27/93
How Departed: (1) Waived, 10/24/88 (2) Waived, 11/8/93

NBA (1 Year)					3-POINT												
YEAR	GP	MIN	FGM-FGA	PCT	FGM-FGA	PCT	FTM-FTA	PCT	REBS	AVG	AST	PF-DQ	STL	TO	BLK	PTS	AVG
93-94	1	1	0-0	.000	0-0	.000	3-6	.500	1	1.0	0	1-0	0	1	0	3	3.0

NEWBLE, IRA #3 — 6-7 F — Miami (Ohio) '97 — 1/20/75

How Obtained: Signed as free agent, 8/11/00
How Departed: Unsigned free agent, 7/18/01

NBA (1 Year)					3-POINT												
YEAR	GP	MIN	FGM-FGA	PCT	FGM-FGA	PCT	FTM-FTA	PCT	REBS	AVG	AST	PF-DQ	STL	TO	BLK	PTS	AVG
00-01	27	184	21-55	.382	4-9	.444	8-16	.500	35	1.3	6	18-0	2	7	4	54	2.0

NICKERSON, GAYLON #9 — 6-4 G — NW Oklahoma '94 — 2/6/69

How Obtained: Signed as free agent, 12/26/96
How Departed: Waived, 1/6/97

NBA (1 Year)					3-POINT												
YEAR	GP	MIN	FGM-FGA	PCT	FGM-FGA	PCT	FTM-FTA	PCT	REBS	AVG	AST	PF-DQ	STL	TO	BLK	PTS	AVG
96-97	3	36	3-9	.333	0-1	.000	7-7	1.000	4	1.3	1	1-0	0	0	1	13	4.3

NIMPHIUS, KURT #40 — 6-10 C — Arizona State '80 — 3/13/58

How Obtained: Signed as veteran free agent (Detroit received a second round pick in '88), 10/27/87
How Departed: Unsigned free agent, 6/88

NBA (1 Year)					3-POINT												
YEAR	GP	MIN	FGM-FGA	PCT	FGM-FGA	PCT	FTM-FTA	PCT	REBS	AVG	AST	PF-DQ	STL	TO	BLK	PTS	AVG
87-88	72	919	128-257	.498	0-1	.000	60-83	.723	153	2.1	53	141-2	22	49	56	316	4.4
NBA PLAYOFFS (1 Year)																	
1988	3	30	5-10	.500	0-0	.000	2-2	1.000	8	2.7	2	7-0	0	0	1	12	4.0

NORRIS, SYLVESTER #40 — 6-11 C — Jackson State '79 — 2/18/57

How Obtained: Third round pick, 1979 Draft, 63rd overall
How Departed: Waived, 10/4/80

NBA (1 Year)					3-POINT												
YEAR	GP	MIN	FGM-FGA	PCT	FGM-FGA	PCT	FTM-FTA	PCT	REBS	AVG	AST	PF-DQ	STL	TO	BLK	PTS	AVG
79-80	17	189	18-43	.419	0-0	.000	4-6	.667	43	2.5	6	41-1	3	19	12	40	2.4

NOVAK, STEVE #23 — 6-10 F — Marquette '06 — 6/13/83

How Obtained: Signed 10-day contract, 2/8/11; Signed 10-day contract, 2/22/11; Singed for season, 3/4/11
How Departed: Waived, 12/19/11

NBA (1 Year)					3-POINT												
YEAR	GP	MIN	FGM-FGA	PCT	FGM-FGA	PCT	FTMFTA	PCT	REBS	AVG	AST	PF-DQ	STL	TO	BLK	PTS	AVG
10-11	23	197	31-59	.525	23-42	.548	8-8	1.000	19	0.8	3	11-0	1	4	5	93	4.0
NBA PLAYOFFS (1 Year)																	
10-11	1	6	0-0	0.000	0-0	0.000	0-0	0.000	1	1.0	0	0-0	0	0	0	0	0.0

NWOSU, JULIUS #00 — 6-10 F — Liberty '93 — 5/1/71

How Obtained: Signed as free agent, 10/6/94
How Departed: Unsigned free agent, 7/1/95

NBA (1 Year)					3-POINT												
YEAR	GP	MIN	FGM-FGA	PCT	FGM-FGA	PCT	FTM-FTA	PCT	REBS	AVG	AST	PF-DQ	STL	TO	BLK	PTS	AVG
94-95	23	84	9-28	.321	0-0	.000	13-17	.765	24	1.0	3	20-0	0	9	3	31	1.3
NBA PLAYOFFS (1 Year)																	
1995	2	7	0-2	.000	0-0	.000	0-0	.000	2	1.0	0	1-0	0	1	0	0	0.0

OBERTO, FABRICIO #7 — 6-10 F/C — Argentina — 3/21/75

How Obtained: Signed as free agent, 8/2/05
How Departed: Traded to Detroit as part of the Jefferson trade, 6/23/09

NBA (4 Years)					3-POINT												
YEAR	GP	MIN	FGM-FGA	PCT	FGM-FGA	PCT	FTM-FTA	PCT	REBS	AVG	AST	PF-DQ	STL	TO	BLK	PTS	AVG
05-06	59	490	44-93	.473	0-2	.000	15-27	.556	123	2.1	27	91-0	9	28	11	103	1.7
06-07	79	1365	158-281	.562	0-0	.000	33-51	.647	368	4.7	68	213-2	25	69	24	349	4.4
07-08	82	1651	180-296	.608	0-1	.000	37-61	.607	430	5.2	95	203-3	37	51	20	397	4.8
08-09	54	677	61-104	.587	0-1	.000	20-35	.571	142	2.6	59	95-1	7	38	11	142	2.6
TOT	**274**	**4183**	**443-774**	**.572**	**0-4**	**.000**	**105-174**	**.603**	**1063**	**3.9**	**249**	**602-6**	**78**	**186**	**66**	**991**	**3.6**
NBA PLAYOFFS (4 Years)																	
05-06	7	34	3-9	.333	0-0	.000	1-4	.250	6	0.9	1	7-0	1	2	3	7	1.0
06-07	20	415	50-80	.625	0-1	.000	12-21	.571	98	4.9	14	54-0	6	10	4	112	5.6
07-08	17	331	28-46	.609	0-0	.000	7-10	.700	71	4.2	20	48-0	6	14	5	63	3.7
08-09	2	22	4-6	.667	0-0	.000	4-4	1.000	4	2.0	0	2-0	2	2	0	12	6.0
TOT	**46**	**802**	**85-141**	**.603**	**0-1**	**.000**	**24-39**	**.615**	**179**	**3.9**	**35**	**111-0**	**15**	**28**	**12**	**194**	**4.2**

OLBERDING, MARK #53 — 6-9 F — Minnesota '75 — 4/21/56

How Obtained: ABA Dispersal Draft from San Diego, 1975
How Departed: Traded to Chicago, with Corzine, for Gilmore, 7/22/82

ABA (1 Year)					3-POINT												
YEAR	GP	MIN	FGM-FGA	PCT	FGM-FGA	PCT	FTM-FTA	PCT	REBS	AVG	AST	PF-DQ	STL	TO	BLK	PTS	AVG
75-76	70	1601	233-462	.504	0-0	.000	161-204	.789	425	6.1	124	197-0	40	114	30	627	9.0
NBA (6 Years)																	
76-77	82	1949	301-598	.503	—	—	251-316	.794	449	5.5	119	277-6	59	—	29	853	10.4
77-78	79	1773	231-480	.481	—	—	184-227	.811	373	4.7	131	235-1	45	118	26	646	8.2
78-79	80	1885	261-551	.474	—	—	233-290	.803	429	5.4	211	282-2	53	163	18	755	9.4
79-80	75	2111	291-609	.478	0-3	.000	210-264	.795	418	5.6	327	274-7	67	180	22	792	10.6
80-81	82	2408	348-685	.508	1-7	.143	315-380	.829	471	5.7	277	307-6	75	202	31	1012	12.3
81-82	68	2098	333-705	.472	2-12	.167	273-338	.808	439	6.5	202	253-5	57	139	29	941	13.8
TOT	**466**	**12224**	**1765-3628**	**.486**	**3-21**	**.143**	**1466-1815**	**.808**	**2579**	**5.5**	**1267**	**1628-27**	**357**	**802**	**155**	**4999**	**10.7**
ABA PLAYOFFS (1 Year)																	
1976	7	73	5-15	.333	0-0	.000	3-6	.500	22	3.1	1	15-0	4	4	2	13	1.9
NBA PLAYOFFS (6 Years)																	
1977	2	42	5-9	.556	—	—	3-6	.500	7	3.4	2	8-0	0	8	1	13	6.5
1978	6	152	25-51	.490	—	—	13-15	.867	30	5.0	14	23-0	6	8	6	63	10.5
1979	14	626	76-178	.424	—	—	46-64	.719	128	9.1	50	99-0	22	41	14	119	6.9
1980	3	97	13-23	.565	0-0	.000	3-4	.750	22	7.3	11	14-1	2	3	2	29	9.7
1981	7	254	58-105	.552	1-3	.333	21-25	.840	41	5.9	30	31-1	4	17	0	138	19.7
1982	9	328	53-120	.442	0-1	.000	26-31	.839	58	6.4	32	39-1	9	27	6	132	14.7
TOT	**41**	**1499**	**230-486**	**.473**	**1-4**	**.250**	**112-145**	**.772**	**286**	**7.0**	**139**	**214-3**	**43**	**104**	**29**	**494**	**12.0**

OTHICK, MATT #12 — 6-2 G — Arizona '92 — 3/16/69

How Obtained: Signed as free agent, 8/19/92
How Departed: Waived, 11/19/92

NBA (1 Year)					3-POINT												
YEAR	GP	MIN	FGM-FGA	PCT	FGM-FGA	PCT	FTM-FTA	PCT	REBS	AVG	AST	PF-DQ	STL	TO	BLK	PTS	AVG
92-93	4	39	3-5	.600	2-4	.500	0-2	.000	2	0.5	7	7-0	1	4	0	8	2.0

OWENS, LARRY #33 — 6-7 F — Oral Roberts '06 — 1/8/83

How Obtained: Signed 10-day contract, 1/16/11; Signed 10-day contract, 1/26/11

NBA (1 Year)					3-POINT												
YEAR	GP	MIN	FGM-FGA	PCT	FGM-FGA	PCT	FTMFTA	PCT	REBS	AVG	AST	PF-DQ	STL	TO	BLK	PTS	AVG
10-11	7	31	3-6	.500	1-3	.333	2-4	.500	4	0.6	1	4-0	2	0	0	9	1.3

OWENS, TOM #42 — 6-10 C/F — South Carolina '72 — 6/28/49

How Obtained: Contract purchased from Indiana, 1/15/76
How Departed: Waived, 1976

ABA (1 Year)					3-POINT												
YEAR	GP	MIN	FGM-FGA	PCT	FGM-FGA	PCT	FTM-FTA	PCT	REBS	AVG	AST	PF-DQ	STL	TO	BLK	PTS	AVG
75-76	39	538	90-182	.495	0-0	.000	46-60	.767	155	4.0	41	97-0	3	29	13	226	5.8
ABA PLAYOFFS (1 Year)																	
1976	7	89	8-23	.348	0-1	.000	7-14	.500	24	3.4	2	15	3	2	2	23	3.3

PARKER, TONY #9 — 6-2 G — France — 5/17/82

How Obtained: First round pick, 2001 Draft, 28th overall
How Departed: Unsigned free agent, 7/18

NBA (17 Years)					3-POINT												
YEAR	GP	MIN	FGM-FGA	PCT	FGM-FGA	PCT	FTM-FTA	PCT	REBS	AVG	AST	PF-DQ	STL	TO	BLK	PTS	AVG
01-02	77	2267	268-639	.419	61-189	.323	108-160	.675	197	2.6	334	166-1	89	151	7	705	9.2
02-03	82	2774	484-1043	.464	82-243	.337	219-290	.755	216	2.6	432	174-2	71	198	4	1269	15.5
03-04	75	2577	423-946	.447	62-199	.312	191-272	.702	237	3.2	411	148-0	61	179	7	1099	14.7
04-05	80	2735	539-1118	.482	43-156	.276	210-323	.650	298	3.7	491	167-0	98	215	4	1331	16.6
05-06	80	2715	623-1136	.548	11-36	.306	253-358	.707	261	3.3	460	161-1	83	249	4	1510	18.9
06-07	77	2499	570-1096	.520	15-38	.395	274-350	.783	250	3.2	420	137-0	82	191	6	1429	18.6
07-08	69	2312	515-1043	.494	17-66	.258	248-347	.715	221	3.2	411	93-0	55	164	8	1295	18.8
08-09	72	2456	639-1263	.506	19-65	.292	284-363	.782	223	3.1	496	110-0	67	186	4	1581	22.0
09-10	56	1728	349-716	.487	10-34	.294	186-246	.756	135	2.4	317	96-0	29	149	8	894	16.0
10-11	78	2528	555-1069	.519	25-70	.357	233-303	.769	238	3.1	513	135-0	90	200	3	1368	17.5
11-12	60	1923	427-890	.480	14-61	.230	227-284	.799	171	2.9	463	75-0	57	153	5	1095	18.3
12-13	66	2174	519-995	.522	24-68	.353	279-330	.845	198	3.0	499	92-0	54	170	6	1341	20.3
13-14	68	1997	456-914	.499	25-67	.373	197-243	.811	155	2.3	388	86-0	36	151	9	1134	16.7
14-15	68	1953	404-832	.486	38-89	.427	130-166	.783	129	1.9	335	108-0	44	146	2	976	14.4
15-16	72	1980	350-710	.493	27-65	.415	130-171	.760	176	2.4	379	114-0	54	131	11	857	11.9
16-17	63	1587	265-569	.466	23-69	.333	85-117	.726	113	1.8	285	92-0	34	89	2	638	10.1
17-18	55	1071	178-388	.459	10-37	.270	55-78	.705	95	1.7	195	52-0	28	68	1	421	7.7
TOT	**1198**	**37276**	**7564-15367**	**.492**	**3506-1552**	**.326**	**309-4401**	**.752**	**3313**	**2.8**	**6829**	**2006-4**	**1032**	**2790**	**91**	**18943**	**15.8**
NBA PLAYOFFS (17 Years)																	
2002	10	341	62-136	.456	10-27	.370	21-28	.750	29	2.9	40	22-0	9	22	1	155	15.5
2003	24	814	135-335	.403	15-56	.268	67-94	.713	66	2.8	85	51-0	22	47	3	352	14.7
2004	10	386	72-168	.429	17-43	.395	23-35	.657	21	2.1	70	15-0	13	31	1	184	18.4
2005	23	858	166-366	.454	9-48	.188	55-87	.632	66	2.9	100	69-0	17	71	2	396	17.2
2006	13	475	104-226	.460	2-9	.222	64-79	.810	47	3.6	50	31-0	13	40	1	274	21.1
2007	20	751	168-350	.480	7-21	.333	72-106	.679	67	3.4	115	34-0	22	66	0	415	20.8
2008	17	654	152-306	.497	7-20	.350	70-93	.753	63	3.7	103	37-1	16	50	1	381	22.4
2009	5	181	59-108	.546	3-14	.214	22-31	.710	21	4.2	34	13-0	6	21	1	143	28.6
2010	10	335	73-154	.474	2-3	.667	25-42	.595	38	3.8	54	20-0	6	22	0	173	17.3
2011	6	221	43-93	.462	1-8	.125	31-41	.756	16	2.7	31	10-0	8	20	2	118	19.7
2012	14	506	102-225	.453	7-21	.333	71-88	.807	50	3.6	95	23-0	13	44	0	282	20.1
2013	21	765	167-365	.458	11-31	.355	87-112	.777	68	3.2	146	26-0	24	53	3	432	20.6
2014	23	719	168-346	.486	13-35	.371	51-70	.729	45	2.0	111	37-0	15	62	2	400	17.4
2015	7	210	33-91	.363	0-9	.000	10-17	.588	23	3.3	25	14-0	2	11	0	76	10.9
2016	10	264	44-98	.449	4-16	.250	12-14	.857	22	2.2	53	15-0	6	18	2	104	10.4
2017	8	211	51-97	.526	11-19	.579	14-14	1.000	20	2.5	25	10-0	4	12	0	127	15.9
2018	5	67	14-37	.378	0-5	.000	5-7	.714	4	0.8	6	2-0	2	4	0	33	6.6
TOT	**226**	**7759**	**1613-3501**	**.461**	**119-385**	**.309**	**700-958**	**.731**	**666**	**2.9**	**1143**	**429-1**	**198**	**594**	**19**	**4045**	**17.9**
NBA ALL-STAR GAMES (6 Years)																	
2005	1	20	3-8	.375	0-1	.000	2-2	1.000	0	0.0	4	1-0	0	5	0	8	8.0
2006	1	24	4-7	.571	0-0	.000	0-0	.000	2	2.0	10	0-0	1	4	0	8	8.0
2008	1	20	7-11	.636	0-0	.000	0-2	.000	4	4.0	4	0-0	2	2	0	14	14.0
2011	1	12	3-5	.600	0-0	.000	0-0	.000	2	2.0	4	0-0	0	1	0	6	6.0
2012	1	22	5-10	.500	1-3	.333	2-2	1.000	1	1.0	5	0-0	2	3	0	13	13.0
2013	1	11	2-5	.400	0-0	.000	0-0	.000	2	2.0	1	0-0	0	1	0	4	4.0
TOT	**6**	**110**	**24-46**	**.522**	**1-6**	**.167**	**4-4**	**1.000**	**11**	**1.8**	**28**	**1-0**	**5**	**16**	**0**	**53**	**8.8**

PARKS, CHEROKEE #18 — 6-11 C — Duke '95 — 10/11/72

How Obtained: Signed as free agent, 8/3/01
How Departed: Unsigned free agent, 7/02

NBA (1 Year)					3-POINT												
YEAR	GP	MIN	FGM-FGA	PCT	FGM-FGA	PCT	FTM-FTA	PCT	REBS	AVG	AST	PF-DQ	STL	TO	BLK	PTS	AVG
01-02	42	234	30-83	.361	0-0	.000	3-8	.375	58	1.4	10	34-0	7	14	8	63	1.5

PASPALJ, ZARKO #14 — 6-9 F — Serbia — 3/27/66

How Obtained: Signed as free agent, 7/28/89
How Departed: Waived, 4/23/90

NBA (1 Year)					3-POINT												
YEAR	GP	MIN	FGM-FGA	PCT	FGM-FGA	PCT	FTM-FTA	PCT	REBS	AVG	AST	PF-DQ	STL	TO	BLK	PTS	AVG
89-90	28	181	27-79	.342	0-1	.000	18-22	.818	30	1.1	10	37-0	3	21	7	72	2.6

PAUL, BRANDON #3 — 6-4 G — Illinois '13 — 4/30/91

How Obtained: Signed as free agent, 7/14/17
How Departed: Unsigned free agent, 7/18

NBA (1 Year)					3-POINT												
YEAR	GP	MIN	FGM-FGA	PCT	FGM-FGA	PCT	FTM-FTA	PCT	REBS	AVG	AST	PF-DQ	STL	TO	BLK	PTS	AVG
17-18	62	576	55-127	.433	15-54	.278	22-43	.512	68	1.1	37	58-0	25	29	7	147	2.3
NBA PLAYOFFS (1 Year)																	
2018	1	3	0-0	.000	0-0	.000	0-0	.000	1	1.0	1	0-0	0	0	0	0	0.0

PAULTZ, BILLY #5 — 6-11 C — St. John's '70 — 7/30/48

How Obtained: (1) From New York Nets for B. Warren, R. Jones, C. Terry and K. Hughes, 9/8/75; (2) Signed as free agent, 4/6/83
How Departed: (1) Traded to Houston for Shumate, a third round pick in '80 and cash, 1/18/80; (2) Waived, 1983

YEAR	GP	MIN	FGM-FGA	PCT	3-POINT FGM-FGA	PCT	FTM-FTA	PCT	REBS	AVG	AST	PF-DQ	STL	TO	BLK	PTS	AVG
ABA (1 Year)																	
75-76	83	2958	566-1124	.504	0-2	.000	238-324	.735	862	10.4	340	232-0	61	231	253	1370	16.5
NBA (5 Years)																	
76-77	82	2694	521-1102	.473	—	—	238-320	.744	687	8.4	223	262-5	55	—	173	1280	15.6
77-78	80	2479	518-979	.529	—	—	230-306	.752	675	8.4	213	222-3	42	167	194	1266	15.8
78-79	79	2122	399-758	.526	—	—	114-194	.588	625	7.9	178	204-4	35	157	125	912	11.5
79-80	47	1213	189-381	.496	0-1	.000	66-100	.660	321	6.8	118	127-3	47	58	45	444	9.4
82-83	7	125	12-27	.444	0-0	.000	1-2	.500	33	5.5	4	14-0	5	6	6	25	3.6
TOT	**295**	**8633**	**1639-3239**	**.506**	**0-1**	**.000**	**649-922**	**.704**	**2341**	**7.9**	**736**	**829-15**	**184**	**388**	**543**	**3927**	**13.3**
ABA PLAYOFFS (1 Year)																	
1976	7	254	43-97	.443	0-0	.000	35-40	.875	71	10.1	19	29-0	2	14	16	121	17.3
NBA PLAYOFFS (4 Years)																	
1977	2	74	12-24	.500	—	—	10-13	.769	17	8.5	5	5-0	2	—	4	34	17.0
1978	6	191	29-63	.460	—	—	11-17	.647	41	6.8	14	10-0	5	6	5	69	11.5
1979	13	299	30-80	.375	—	—	22-33	.667	98	7.5	30	33-0	4	14	23	82	6.3
1983	11	133	13-32	.406	0-0	.000	4-4	1.000	32	2.9	11	18-0	4	6	2	30	2.7
TOT	**32**	**697**	**84-199**	**.422**	**0-0**	**.000**	**47-67**	**.701**	**188**	**5.9**	**60**	**66-0**	**15**	**26**	**34**	**215**	**6.7**
ABA ALL-STAR GAMES (1 Year)																	
1976	1	20	4-6	.667	0-0	.000	2-2	1.000	2	2.0	1	1-0	2	3	1	10	10.0

PAXSON, JOHN #4 — 6-2 G — Notre Dame '83 — 9/9/60

How Obtained: First round pick, 1983 Draft, 19th overall
How Departed: Unsigned free agent, 10/85

YEAR	GP	MIN	FGM-FGA	PCT	3-POINT FGM-FGA	PCT	FTM-FTA	PCT	REBS	AVG	AST	PF-DQ	STL	TO	BLK	PTS	AVG
NBA (2 Years)																	
83-84	49	458	61-137	.445	4-22	.182	16-26	.615	33	0.7	149	47-0	10	32	2	142	2.9
84-85	78	1259	196-385	.509	10-34	.294	84-100	.840	68	0.9	215	117-0	45	81	3	486	6.2
TOT	**127**	**1717**	**257-522**	**.492**	**14-56**	**.250**	**100-126**	**.794**	**101**	**0.8**	**364**	**164-0**	**55**	**113**	**5**	**628**	**4.9**
NBA PLAYOFFS (1 Year)																	
1985	5	114	21-42	.500	2-9	.222	7-9	.778	5	1.0	21	9-0	5	0	0	51	10.2

PECK, WILEY #54 — 6-7 F — Mississippi State '79 — 9/15/57

How Obtained: First round pick, 1979 Draft, 19th overall
How Departed: Selected by Dallas in the 1980 Expansion Draft

YEAR	GP	MIN	FGM-FGA	PCT	3-POINT FGM-FGA	PCT	FTM-FTA	PCT	REBS	AVG	AST	PF-DQ	STL	TO	BLK	PTS	AVG
NBA (1 Year)																	
79-80	52	628	73-169	.432	0-2	.000	34-55	.618	183	3.5	33	100-2	17	48	23	180	3.5
NBA PLAYOFFS (1 Year)																	
1980	2	9	0-3	.000	0-0	.000	0-0	.000	3	1.5	0	1-0	0	0	1	0	0.0

PERDUE, WILL #41 — 7-0 C — Vanderbilt '88 — 8/29/65

How Obtained: From Chicago for Rodman, 10/2/95
How Departed: Unsigned free agent, 8/1/99

YEAR	GP	MIN	FGM-FGA	PCT	3-POINT FGM-FGA	PCT	FTM-FTA	PCT	REBS	AVG	AST	PF-DQ	STL	TO	BLK	PTS	AVG
NBA (4 Years)																	
95-96	80	1396	173-331	.523	0-1	.000	67-125	.536	485	6.1	33	183-0	28	86	75	413	5.2
96-97	65	1918	233-410	.568	0-0	.000	99-171	.579	638	9.8	38	184-2	32	87	102	565	8.7
97-98	79	1491	162-295	.549	0-1	.000	70-133	.526	535	6.8	57	137-0	22	81	50	394	5.0
98-99	37	445	38-60	.633	0-0	.000	14-26	.538	138	3.7	18	63-0	9	22	10	90	2.4
TOT	**261**	**5250**	**606-1096**	**.553**	**0-2**	**.000**	**250-455**	**.549**	**1796**	**6.9**	**146**	**567-2**	**91**	**276**	**237**	**1462**	**5.6**
NBA PLAYOFFS (3 Years)																	
1996	10	242	29-42	.690	0-0	.000	16-20	.800	79	7.9	5	24-0	2	11	4	74	7.4
1998	9	191	9-27	.333	0-0	.000	18-21	.857	60	6.7	1	26-0	6	11	9	36	4.0
1999	12	86	6-11	.545	0-0	.000	1-2	.500	28	2.3	0	19-0	0	3	1	13	1.1
TOT	**31**	**519**	**44-80**	**.550**	**0-0**	**.000**	**35-43**	**.814**	**167**	**5.4**	**6**	**69-0**	**8**	**25**	**14**	**123**	**4.0**

PERSON, CHUCK #45 — 6-8 F — Auburn '86 — 6/27/64

How Obtained: Signed as free agent, 7/21/94
How Departed: Traded to Chicago, along with a first round pick, for Kerr, 1/21/99

YEAR	GP	MIN	FGM-FGA	PCT	3-POINT FGM-FGA	PCT	FTM-FTA	PCT	REBS	AVG	AST	PF-DQ	STL	TO	BLK	PTS	AVG
NBA (4 Years)																	
94-95	81	2033	317-750	.423	172-445	.387	66-102	.647	258	3.2	106	198-0	45	102	12	872	10.8
95-96	80	2131	308-705	.437	190-463	.410	67-104	.644	413	5.2	100	197-2	49	91	26	873	10.9
96-97	Did not play - injured																
97-98	61	1455	143-398	.359	95-276	.344	28-37	.757	204	3.3	86	121-1	29	67	10	409	6.7
TOT	**222**	**5619**	**768-1853**	**.414**	**457-1184**	**.386**	**161-243**	**.663**	**875**	**3.9**	**292**	**516-3**	**123**	**260**	**48**	**2154**	**9.7**
NBA PLAYOFFS (3 Years)																	
1995	15	258	27-77	.351	13-45	.289	8-11	.727	27	1.8	8	22-0	4	6	7	75	5.0
1996	10	284	41-77	.532	25-47	.532	14-17	.824	40	4.0	16	32-0	2	11	3	121	12.1
1998	9	196	18-53	.340	14-40	.350	2-2	1.000	27	3.0	7	15-1	4	6	0	52	5.8
TOT	**34**	**738**	**86-207**	**.415**	**52-132**	**.394**	**24-30**	**.800**	**94**	**2.8**	**31**	**69-1**	**10**	**23**	**10**	**248**	**7.3**

PHEGLEY, ROGER #21 — 6-6 G — Bradley '78 — 10/16/56

How Obtained: From Cleveland, with Mitchell, for R. Johnson and Brewer, 12/24/81
How Departed: Waived, 12/4/83

NBA (3 Years)					3-POINT												
YEAR	GP	MIN	FGM-FGA	PCT	FGM-FGA	PCT	FTM-FTA	PCT	REBS	AVG	AST	PF-DQ	STL	TO	BLK	PTS	AVG
81-82	54	617	129-293	.440	5-31	.161	49-64	.766	83	1.5	61	91-0	20	33	6	308	5.7
82-83	62	599	120-267	.449	3-14	.214	43-56	.768	84	1.4	60	92-0	30	49	8	286	4.6
83-84	3	11	2-4	.500	1-1	1.000	2-2	1.000	2	0.7	2	1-0	0	1	0	7	2.3
TOT	**119**	**1227**	**251-564**	**.445**	**9-46**	**.196**	**94-122**	**.770**	**169**	**1.4**	**123**	**184-0**	**50**	**83**	**14**	**601**	**5.0**
NBA PLAYOFFS (2 Years)																	
1982	5	6	0-2	.000	0-1	.000	0-0	.000	0	0.0	0	1-0	0	0	3	0	0.0
1983	8	38	9-17	.529	3-4	.750	3-4	.750	8	1.0	1	6-0	0	1	0	24	3.0
TOT	**13**	**44**	**9-19**	**.474**	**3-5**	**.600**	**3-4**	**.750**	**8**	**0.6**	**1**	**7-0**	**0**	**1**	**3**	**24**	**1.8**

PONDEXTER, QUINCY #3 — 6-7 F — Washington '10 — 3/10/88

How Obtained: Signed as free agent, 8/29/18
How Departed: Unsigned free agent, 7/1/19

NBA (1 Year)					3-POINT												
YEAR	GP	MIN	FGM-FGA	PCT	FGM-FGA	PCT	FTM-FTA	PCT	REBS	AVG	AST	PF-DQ	STL	TO	BLK	PTS	AVG
18-19	53	292	29-58	.500	6-18	.333	34-42	.810	46	0.9	24	24-0	11	13	1	98	1.8
NBA PLAYOFFS (1 Year)																	
2019	5	12	0-2	.000	0-1	.000	0-0	---	1	0.2	2	2-0	1	0	0	0	0.0

PORTER, TERRY #30 — 6-3 G — Wisconsin-Stevens Point '85 — 4/8/63

How Obtained: Signed as free agent, 8/5/99
How Departed: Retired, 7/1/02

NBA (3 Years)					3-POINT												
YEAR	GP	MIN	FGM-FGA	PCT	FGM-FGA	PCT	FTM-FTA	PCT	REBS	AVG	AST	PF-DQ	STL	TO	BLK	PTS	AVG
99-00	68	1613	207-463	.447	90-207	.435	137-170	.806	191	2.8	221	79-0	50	100	9	641	9.4
00-01	80	1678	197-440	.448	87-205	.424	92-116	.793	201	2.5	251	88-1	52	104	11	573	7.2
01-02	72	1294	136-321	.424	59-142	.415	68-83	.819	164	2.3	205	89-0	45	85	16	399	5.5
TOT	**220**	**4585**	**540-1224**	**.441**	**236-554**	**.426**	**297-369**	**.805**	**556**	**2.5**	**677**	**256-1**	**147**	**289**	**36**	**1613**	**7.3**
NBA PLAYOFFS (3 Years)																	
2000	4	89	8-31	.258	4-14	.286	0-0	.000	1	0.3	5	4-0	6	7	0	20	5.0
2001	13	326	39-86	.453	13-39	.333	17-22	.773	24	1.8	44	15-0	11	22	0	108	8.3
2002	10	131	13-35	.371	5-17	.294	2-4	.500	9	0.9	8	10-0	4	5	0	33	3.3
TOT	**27**	**546**	**60-152**	**.395**	**22-70**	**.314**	**19-26**	**.731**	**34**	**1.3**	**57**	**29-0**	**21**	**34**	**0**	**161**	**6.0**

PRESSEY, PAUL #8 — 6-5 G/F — Tulsa '82 — 12/24/58

How Obtained: From Milwaukee for Brickowski, 8/1/90
How Departed: Retired, 5/5/92

NBA (2 Years)					3-POINT												
YEAR	GP	MIN	FGM-FGA	PCT	FGM-FGA	PCT	FTM-FTA	PCT	REBS	AVG	AST	PF-DQ	STL	TO	BLK	PTS	AVG
90-91	70	1683	201-426	.472	16-57	.281	110-133	.827	176	2.5	271	174-1	63	130	32	528	7.5
91-92	56	759	60-161	.373	3-21	.143	28-41	.683	95	1.7	142	86-0	29	64	19	151	2.7
TOT	**126**	**2442**	**261-587**	**.445**	**19-78**	**.244**	**138-174**	**.793**	**271**	**2.2**	**413**	**260-1**	**92**	**194**	**51**	**679**	**5.4**
NBA PLAYOFFS (2 Years)																	
1991	4	124	13-32	.406	1-4	.250	6-9	.667	11	2.8	16	15-0	8	6	3	33	8.3
1992	3	46	6-18	.333	1-2	.500	1-1	1.000	3	1.0	3	9-1	3	5	1	13	4.3
TOT	**7**	**170**	**19-50**	**.380**	**2-6**	**.333**	**7-10**	**.700**	**14**	**2.0**	**19**	**24-1**	**11**	**11**	**4**	**46**	**6.6**

QUINN, CHRIS #11 — 6-2 G — Notre Dame '06 — 9/27/83

How Obtained: Signed as free agent, 11/5/10
How Departed: Unsigned free agent, 7/10

NBA (1 Year)					3-POINT												
YEAR	GP	MIN	FGM-FGA	PCT	FGM-FGA	PCT	FTMFTA	PCT	REBS	AVG	AST	PF-DQ	STL	TO	BLK	PTS	AVG
10-11	41	292	33-91	.363	11-37	.297	4-8	.500	25	0.6	42	29-0	5	12	1	81	2.0

RAINS, ED #15 — 6-7 F — South Alabama '81 — 12/24/59

How Obtained: Second round pick, 1981 Draft, 30th overall
How Departed: Waived, 8/3/83

NBA (2 Years)					3-POINT												
YEAR	GP	MIN	FGM-FGA	PCT	FGM-FGA	PCT	FTM-FTA	PCT	REBS	AVG	AST	PF-DQ	STL	TO	BLK	PTS	AVG
81-82	49	637	77-177	.435	0-2	.000	38-64	.594	80	1.6	40	74-0	18	25	2	192	3.9
82-83	34	292	33-83	.398	0-1	.000	29-43	.674	44	1.3	22	35-0	10	25	1	95	2.8
TOT	**83**	**929**	**110-260**	**.423**	**0-3**	**.000**	**67-107**	**.626**	**124**	**1.5**	**62**	**109-0**	**28**	**50**	**3**	**287**	**3.5**
NBA PLAYOFFS (2 Years)																	
1982	5	30	3-6	.500	0-0	.000	4-9	.444	8	1.6	1	5-0	1	1	0	10	2.0
1983	3	11	2-5	.400	0-1	.000	0-0	.000	1	0.3	1	0-0	0	1	0	4	1.3
TOT	**8**	**41**	**5-11**	**.455**	**0-1**	**.000**	**4-9**	**.444**	**9**	**1.1**	**2**	**5-0**	**1**	**2**	**0**	**14**	**1.8**

RATLIFF, THEO #42 — 6-10 C — Wyoming '95 — 4/17/73

How Obtained: Signed as free agent, 7/25/09
How Departed: Traded to Charlotte in exchange for a protected 2016 second-round pick, 2/18/10

NBA (1 Year)					3-POINT												
YEAR	GP	MIN	FGM-FGA	PCT	FGM-FGA	PCT	FTM-FTA	PCT	REBS	AVG	AST	PF-DQ	STL	TO	BLK	PTS	AVG
09-10	21	183	16-36	.444	0-0	.000	2-4	.500	40	1.9	9	27-0	3	16	18	34	1.6

REID, J.R. #7 — 6-9 F — North Carolina '90 — 3/31/68

How Obtained: From Charlotte for S. Green, a first round pick in '93 and a second round pick in '96, 12/9/92
How Departed: Traded to New York, with Lohaus and a first round pick in '96, for C. Smith and M. Williams, 2/8/96

NBA (4 Years)					3-POINT												
YEAR	**GP**	**MIN**	**FGM-FGA**	**PCT**	**FGM-FGA**	**PCT**	**FTM-FTA**	**PCT**	**REBS**	**AVG**	**AST**	**PF-DQ**	**STL**	**TO**	**BLK**	**PTS**	**AVG**
92-93	66	1592	241-497	.485	0-4	.000	171-222	.770	386	5.8	56	217-2	36	101	26	653	9.9
93-94	70	1344	260-530	.491	0-3	.000	107-153	.699	220	3.1	73	165-0	43	84	25	627	9.0
94-95	81	1566	201-396	.508	1-2	.500	160-233	.687	393	4.9	55	230-2	60	113	32	563	7.0
95-96	32	643	72-164	.439	0-1	.000	64-87	.736	123	3.8	14	98-0	25	49	10	208	6.5
TOT	**249**	**5145**	**774-1587**	**.488**	**1-10**	**.100**	**502-695**	**.722**	**1122**	**4.5**	**198**	**710-4**	**164**	**347**	**93**	**2051**	**8.2**
NBA PLAYOFFS (3 Years)																	
1993	10	220	29-60	.483	0-2	.000	27-35	.771	50	5.0	15	31-0	8	13	8	85	8.5
1994	4	56	6-21	.286	0-0	.000	3-5	.600	12	3.0	3	10-0	1	1	2	15	3.8
1995	15	209	29-59	.492	0-0	.000	33-39	.846	42	2.8	9	36-0	7	15	4	91	6.1
TOT	**29**	**485**	**64-140**	**.457**	**0-2**	**.000**	**63-79**	**.797**	**104**	**3.6**	**27**	**77-0**	**16**	**29**	**14**	**191**	**6.6**

RELLFORD, RICHARD #42 — 6-6 G — Michigan '86 — 2/16/64

How Obtained: Signed 10-day contract, 4/8/88; Signed for season, 4/18/88
How Departed: Unsigned free agent, 7/88

NBA (1 Year)					3-POINT												
YEAR	**GP**	**MIN**	**FGM-FGA**	**PCT**	**FGM-FGA**	**PCT**	**FTM-FTA**	**PCT**	**REBS**	**AVG**	**AST**	**PF-DQ**	**STL**	**TO**	**BLK**	**PTS**	**AVG**
87-88	4	42	5-8	.625	0-0	.000	6-8	.750	7	1.8	1	3-0	0	4	3	16	4.0

RESTANI, KEVIN #31 — 6-10 F — San Francisco '74 — 12/13/51

How Obtained: From Milwaukee for cash, 8/31/79
How Departed: Waived, 12/21/81

NBA (3 Years)					3-POINT												
YEAR	**GP**	**MIN**	**FGM-FGA**	**PCT**	**FGM-FGA**	**PCT**	**FTM-FTA**	**PCT**	**REBS**	**AVG**	**AST**	**PF-DQ**	**STL**	**TO**	**BLK**	**PTS**	**AVG**
79-80	82	1966	369-727	.508	5-29	.172	131-161	.814	386	4.7	189	186-0	54	129	12	874	10.7
80-81	64	999	192-369	.520	3-8	.375	62-88	.705	174	2.7	81	103-0	16	68	14	449	7.0
81-82	13	145	9-28	.321	0-1	.000	3-4	.750	35	2.7	7	16-0	1	6	4	21	1.6
TOT	**159**	**3110**	**570-1124**	**.507**	**8-38**	**.211**	**196-253**	**.775**	**595**	**3.7**	**277**	**305-0**	**71**	**203**	**30**	**1344**	**8.5**
NBA PLAYOFFS (2 Years)																	
1980	3	74	17-28	.607	0-1	.000	4-9	.444	16	5.3	3	8-0	0	2	1	38	12.7
1981	3	11	1-3	.333	0-0	.000	0-0	.000	2	0.7	0	2-0	0	1	0	2	0.7
TOT	**6**	**85**	**18-31**	**.581**	**0-1**	**.000**	**4-9**	**.444**	**18**	**3.0**	**3**	**10-0**	**0**	**3**	**1**	**40**	**6.7**

REYNOLDS, CAM #23 — 6-8 F — Tulane '18 — 2/7/95

How Obtained: 1) Signed as free agent, 12/2/20, 2) Signed 1-day contract, 3/26/21
How Departed: Waived, 12/19/20

NBA (1 Year)					3-POINT												
YEAR	**GP**	**MIN**	**FGM-FGA**	**PCT**	**FGM-FGA**	**PCT**	**FTM-FTA**	**PCT**	**REBS**	**AVG**	**AST**	**PF-DQ**	**STL**	**TO**	**BLK**	**PTS**	**AVG**
20-21	3	6	1-2	.500	0-0	---	0-0	---	0	0.0	0	0-0	0	0	0	2	0.7

RICHARDSON, JEREMY #23 — 6-7 F — Delta State '06 — 2/11/83

How Obtained: (1) Signed 10-day contract, 1/10/08. (2) Signed second 10-day contract, 1/20/08
How Departed: Unsigned free agent, 1/30/08

NBA (1 Year)					3-POINT												
YEAR	**GP**	**MIN**	**FGM-FGA**	**PCT**	**FGM-FGA**	**PCT**	**FTM-FTA**	**PCT**	**REBS**	**AVG**	**AST**	**PF-DQ**	**STL**	**TO**	**BLK**	**PTS**	**AVG**
07-08	5	29	3-7	.429	2-5	.400	2-2	1.000	1	0.2	1	5-0	1	0	0	10	2.0

RIVERS, DOC #25 — 6-3 G — Marquette '84 — 10/13/61

How Obtained: Signed as free agent, 12/26/94
How Departed: Retired, 7/1/96

NBA (2 Years)					3-POINT												
YEAR	**GP**	**MIN**	**FGM-FGA**	**PCT**	**FGM-FGA**	**PCT**	**FTM-FTA**	**PCT**	**REBS**	**AVG**	**AST**	**PF-DQ**	**STL**	**TO**	**BLK**	**PTS**	**AVG**
94-95	60	942	104-289	.360	42-122	.344	52-71	.732	100	1.7	154	142-1	61	56	21	302	5.0
95-96	78	1235	108-290	.372	47-137	.343	48-64	.750	138	1.8	123	175-0	73	57	21	311	4.0
TOT	**138**	**2177**	**212-579**	**.366**	**89-259**	**.344**	**100-135**	**.741**	**238**	**1.7**	**277**	**317-1**	**134**	**113**	**42**	**613**	**4.4**
NBA PLAYOFFS (2 Years)																	
1995	15	318	37-95	.389	17-46	.370	26-31	.839	29	1.9	24	40-0	14	18	9	117	7.8
1996	2	20	1-3	.333	1-2	.500	5-7	.714	1	0.5	0	3-0	0	1	0	3	1.5
TOT	**17**	**338**	**38-98**	**.388**	**18-48**	**.375**	**31-38**	**.816**	**30**	**1.8**	**24**	**43-0**	**14**	**19**	**9**	**120**	**7.1**

ROBERTS, FRED #11 — 6-10 F — Brigham Young '82 — 8/14/60

How Obtained: From New Jersey (compensation, with cash and draft picks, for Stan Albeck), 6/15/83
How Departed: Traded to Utah for second round picks in '86 and '88, 12/18/84

NBA (2 Years)					3-POINT												
YEAR	**GP**	**MIN**	**FGM-FGA**	**PCT**	**FGM-FGA**	**PCT**	**FTM-FTA**	**PCT**	**REBS**	**AVG**	**AST**	**PF-DQ**	**STL**	**TO**	**BLK**	**PTS**	**AVG**
83-84	79	1531	214-399	.536	1-4	.250	144-172	.837	304	3.8	98	219-4	52	100	38	573	7.3
84-85	22	305	44-98	.449	0-0	.000	29-38	.763	35	1.6	22	45-0	10	21	12	117	5.3
TOT	**101**	**1836**	**258-497**	**.519**	**1-4**	**.250**	**173-210**	**.824**	**339**	**3.4**	**120**	**264-4**	**62**	**121**	**50**	**690**	**6.8**

ROBERTSON, ALVIN #21 — 6-4 G — Arkansas '84 — 7/22/62

How Obtained: First round pick, 1984 Draft, 7th overall
How Departed: Traded to Milwaukee, with G. Anderson, for Cummings, 5/28/89

NBA (5 Years)					3-POINT												
YEAR	GP	MIN	FGM-FGA	PCT	FGM-FGA	PCT	FTM-FTA	PCT	REBS	AVG	AST	PF-DQ	STL	TO	BLK	PTS	AVG
84-85	79	1685	299-600	.498	4-11	.364	124-169	.734	265	3.4	275	217-1	127	167	24	726	9.2
85-86	82	2878	562-1093	.514	8-29	.276	260-327	.795	516	6.3	448	296-4	301	256	40	1392	17.0
86-87	81	2697	589-1264	.466	13-48	.271	244-324	.753	424	5.2	421	264-2	260	243	35	1435	17.7
87-88	82	2978	655-1408	.465	27-95	.284	273-365	.748	498	6.1	557	300-4	243	251	69	1610	19.6
88-89	65	2287	465-962	.483	9-45	.200	183-253	.723	384	5.9	393	259-6	197	231	36	1122	17.3
TOT	**389**	**12525**	**2570-5327**	**.482**	**61-228**	**.268**	**1084-1438**	**.754**	**2087**	**5.4**	**2094**	**1366-17**	**1128**	**1148**	**204**	**6285**	**16.2**
NBA PLAYOFFS (2 Years)																	
1986	3	98	8-29	.276	0-0	.000	11-13	.846	14	4.7	19	10-0	7	5	1	27	9.0
1988	3	119	30-53	.566	3-7	.429	7-9	.788	14	4.7	28	15-1	12	9	1	70	23.3
TOT	**6**	**217**	**38-82**	**.463**	**3-7**	**.429**	**18-22**	**.818**	**28**	**4.7**	**47**	**25-1**	**19**	**14**	**2**	**97**	**16.2**
NBA ALL-STAR GAMES (3 Years)																	
1986	1	20	2-6	.333	0-0	.000	0-0	.000	9	9.0	5	1-0	0	4	0	4	4.0
1987	1	16	2-5	.400	0-0	.000	2-2	1.000	2	2.0	1	1-0	0	1	0	6	6.0
1988	1	12	1-3	.333	0-0	.000	0-0	.000	0	0.0	1	1-0	2	2	0	2	2.0
TOT	**3**	**48**	**5-14**	**.357**	**0-0**	**.000**	**2-2**	**1.000**	**11**	**3.7**	**7**	**3-0**	**2**	**7**	**0**	**12**	**4.0**

ROBINSON, DAVID #50 — 7-0 C — Navy '87 — 8/6/65

How Obtained: First round pick, 1987 Draft, first overall
How Departed: Retired, 7/1/03

NBA (14 Years)					3-POINT												
YEAR	GP	MIN	FGM-FGA	PCT	FGM-FGA	PCT	FTM-FTA	PCT	REBS	AVG	AST	PF-DQ	STL	TO	BLK	PTS	AVG
89-90	82	3002	690-1300	.531	0-2	.000	613-837	.732	983	12.0	164	259-3	138	257	319	1993	24.3
90-91	82	3095	754-1366	.552	1-7	.143	592-777	.762	1063	13.0	208	264-5	127	270	320	2101	25.6
91-92	68	2564	592-1074	.551	1-8	.125	393-561	.701	829	12.2	181	219-2	158	182	305	1578	23.2
92-93	82	3211	676-1348	.501	3-17	.176	561-766	.732	956	11.7	301	239-5	127	241	264	1916	23.4
93-94	80	3241	840-1658	.507	10-29	.345	693-925	.749	855	10.7	381	228-3	139	253	265	2383	29.8
94-95	81	3074	788-1487	.530	6-20	.300	656-847	.774	877	10.8	236	230-2	134	233	262	2238	27.6
95-96	82	3019	711-1378	.516	3-9	.333	626-823	.761	1000	12.2	247	262-1	111	190	271	2051	25.0
96-97	6	147	36-72	.500	0-0	.000	34-52	.654	51	8.5	8	9-0	6	8	6	106	17.7
97-98	73	2457	544-1065	.511	1-4	.250	485-660	.735	775	10.6	199	204-2	64	202	192	1574	21.6
98-99	49	1554	268-527	.509	0-1	.000	239-363	.658	492	10.0	103	143-0	69	108	119	775	15.8
99-00	80	2557	528-1031	.512	0-2	.000	371-511	.726	770	9.6	142	247-1	97	164	183	1427	17.8
00-01	80	2371	400-823	.486	0-1	.000	351-470	.747	691	8.6	116	212-1	80	122	197	1151	14.4
01-02	78	2303	341-672	.507	0-0	.000	269-395	.681	647	8.3	94	193-3	86	104	140	951	12.2
02-03	64	1676	197-420	.469	0-0	.000	152-214	.710	508	7.9	61	126-1	52	83	111	546	8.5
TOT	**987**	**34271**	**7365-14221**	**.518**	**25-100**	**.250**	**6035-8201**	**.736**	**10497**	**10.6**	**2441**	**2835-29**	**1388**	**2417**	**2954**	**20790**	**21.1**
NBA PLAYOFFS (12 Years)																	
1990	10	375	89-167	.533	0-0	.000	65-96	.677	120	12.0	23	35-1	11	24	40	243	24.3
1991	4	166	35-51	.686	0-1	.000	33-38	.868	54	13.5	8	Nov-00	6	15	15	103	25.8
1993	10	421	79-170	.465	0-1	.000	73-110	.664	126	12.6	40	39-0	10	25	36	231	23.1
1994	4	146	30-73	.411	0-1	.000	20-27	.741	40	10.0	14	14-0	3	9	10	80	20.0
1995	15	623	129-289	.446	1-5	.200	121-149	.812	182	12.1	47	63-1	22	56	39	380	25.3
1996	10	353	83-161	.516	0-0	.000	70-105	.667	101	10.1	24	38-2	15	24	25	236	23.6
1998	9	353	57-134	.425	0-0	.000	61-96	.635	127	14.1	23	28-1	11	25	30	175	19.4
1999	17	600	87-180	.483	0-0	.000	91-126	.722	168	9.9	43	61-1	28	40	40	265	15.6
2000	4	155	31-83	.373	0-1	.000	32-42	.762	55	13.8	10	15-0	7	8	12	94	23.5
2001	13	409	75-159	.472	0-1	.000	66-95	.695	153	11.8	22	42-0	17	28	31	216	16.6
2002	4	81	9-19	.474	0-0	.000	0-4	.000	23	5.8	5	14-0	3	2	3	18	4.5
2003	23	539	64-118	.542	0-0	.000	52-78	.667	152	6.6	21	63-3	18	24	31	180	7.8
TOT	**123**	**4221**	**768-1604**	**.479**	**1-10**	**.100**	**684-966**	**.708**	**1301**	**10.6**	**280**	**423-9**	**151**	**280**	**312**	**2221**	**18.1**
NBA ALL-STAR GAMES (10 Years)																	
1990	1	25	7-12	.583	0-0	.000	1-2	.500	10	10.0	1	1-0	2	1	1	15	15.0
1991	1	18	6-13	.462	0-0	.000	4-5	.800	6	6.0	0	5-0	2	2	3	16	16.0
1992	1	18	7-9	.778	0-0	.000	5-8	.625	5	5.0	2	3-0	3	0	1	19	19.0
1993	1	26	7-10	.700	0-0	.000	7-12	.583	10	10.0	1	4-0	0	1	1	21	21.0
1994	1	21	6-13	.462	0-0	.000	7-10	.700	5	5.0	0	2-0	0	1	2	19	19.0
1995	1	14	3-5	.600	0-0	.000	4-6	.667	3	3.0	2	2-0	2	1	1	10	10.0
1996	1	23	8-13	.615	0-0	.000	2-2	.100	11	11.0	2	4-0	2	1	2	18	18.0
1998	1	22	3-4	.750	0-0	.000	9-10	.900	6	6.0	0	1-0	2	2	2	15	15.0
2000	1	7	0-1	.000	0-0	.000	0-0	.000	2	2.0	0	1-0	0	1	0	0	0.0
2001	1	10	3-5	.600	0-0	.000	2-4	.500	4	4.0	0	3-0	0	1	0	8	8.0
TOT	**10**	**184**	**50-85**	**.588**	**0-0**	**.000**	**41-59**	**.695**	**62**	**6.2**	**8**	**26-0**	**13**	**11**	**13**	**141**	**14.1**

ROBINSON, GLENN #3 — 6-7 F — Purdue '94 — 1/10/73

How Obtained: Signed as free agent, 4/4/05
How Departed: Unsigned free agent, 8/05

NBA (1 Year)					3-POINT												
YEAR	GP	MIN	FGM-FGA	PCT	FGM-FGA	PCT	FTM-FTA	PCT	REBS	AVG	AST	PF-DQ	STL	TO	BLK	PTS	AVG
04-05	9	157	34-77	.442	2-6	.333	20-23	.870	24	2.7	8	19-0	4	7	3	90	10.0
NBA PLAYOFFS (1 Year)																	
2005	13	113	16-45	.356	3-10	.300	15-17	.882	21	1.6	1	20-0	3	6	7	50	3.8

ROBINSON, OLIVER #1 — 6-4 G — Ala-Birmingham '86 — 3/13/60

How Obtained: Second round pick, 1982 Draft, 24th overall
How Departed: Waived, 10/18/83

NBA (1 Year)					3-POINT												
YEAR	GP	MIN	FGM-FGA	PCT	FGM-FGA	PCT	FTM-FTA	PCT	REBS	AVG	AST	PF-DQ	STL	TO	BLK	PTS	AVG
82-83	35	147	35-97	.361	1-11	.091	30-45	.667	17	0.5	21	18-0	4	13	2	101	2.9

ROBISCH, DAVE #25 — 6-10 C — Kansas '71 — 12/22/49

How Obtained: Signed 10-day contract, 1/12/84
How Departed: Waived, 1/22/84

NBA (1 Year)

YEAR	GP	MIN	FGM-FGA	PCT	3-POINT FGM-FGA	PCT	FTM-FTA	PCT	REBS	AVG	AST	PF-DQ	STL	TO	BLK	PTS	AVG
83-84	4	37	4-8	.500	0-0	.000	0-0	.000	8	2.0	1	8-1	0	1	0	8	2.0

RODMAN, DENNIS #10 — 6-8 F — SE Oklahoma State '86 — 6/3/63

How Obtained: From Detroit, with I. Morris and future considerations, for S. Elliott and D. Wood, 10/1/93
How Departed: Traded to Chicago for Perdue and other considerations, 10/2/95

NBA (2 Years)

YEAR	GP	MIN	FGM-FGA	PCT	3-POINT FGM-FGA	PCT	FTM-FTA	PCT	REBS	AVG	AST	PF-DQ	STL	TO	BLK	PTS	AVG
93-94	79	2989	156-292	.534	5-24	.208	53-102	.520	1367	17.3	184	229-0	52	138	32	370	4.7
94-95	49	1568	137-240	.571	0-2	.000	75-111	.676	823	16.8	97	159-1	31	98	23	349	7.1
TOT	**128**	**4557**	**293-532**	**.551**	**5-26**	**.192**	**128-213**	**.601**	**2190**	**17.1**	**281**	**388-1**	**83**	**236**	**55**	**719**	**5.6**
NBA PLAYOFFS (2 Years)																	
1994	3	114	12-24	.500	0-5	.000	1-6	.167	48	16.0	2	14-0	6	6	4	25	8.3
1995	14	459	52-96	.542	0-5	.000	20-35	.571	207	14.8	18	51-1	12	25	0	124	8.9
TOT	**17**	**573**	**64-120**	**.533**	**0-10**	**.000**	**21-41**	**.512**	**255**	**15.0**	**20**	**65-1**	**18**	**31**	**4**	**149**	**8.8**

ROSE, MALIK #31 — 6-7 F — Drexel '96 — 11/23/74

How Obtained: Signed as free agent, 9/29/97
How Departed: Traded to New York, along with two first round picks, for Mohammed and Brewer, 2/24/05

NBA (8 Years)

YEAR	GP	MIN	FGM-FGA	PCT	3-POINT FGM-FGA	PCT	FTM-FTA	PCT	REBS	AVG	AST	PF-DQ	STL	TO	BLK	PTS	AVG
97-98	53	429	59-136	.434	1-3	.333	39-61	.639	90	1.7	19	79-1	21	44	7	158	3.0
98-99	47	608	93-201	.463	0-1	.000	98-146	.671	182	3.9	29	120-0	40	56	22	284	6.0
99-00	74	1341	176-385	.457	1-3	.333	143-198	.722	335	4.5	47	232-2	35	99	52	496	6.7
00-01	57	1219	160-368	.435	3-17	.176	114-160	.713	308	5.4	48	148-1	59	74	40	437	7.7
01-02	82	1725	293-633	.463	1-12	.083	185-257	.720	492	6.0	61	208-2	70	140	42	772	9.4
02-03	79	1933	289-630	.459	2-5	.400	242-306	.791	506	6.4	124	206-2	57	170	40	822	10.4
03-04	67	1256	173-404	.428	0-3	.000	183-225	.813	320	4.8	69	164-1	36	112	24	529	7.9
04-05	50	862	124-267	.464	0-4	.000	69-99	.697	227	4.5	41	124-1	31	56	9	317	6.3
TOT	**509**	**9373**	**1367-3024**	**.452**	**8-48**	**.167**	**1073-1452**	**.739**	**2460**	**4.8**	**438**	**1281-10**	**349**	**751**	**236**	**3815**	**7.5**
NBA PLAYOFFS (7 Years)																	
1998	5	18	4-6	.667	0-0	.000	2-4	.500	7	1.4	1	2-0	1	4	0	10	2.0
1999	17	194	14-38	.368	0-0	.000	18-26	.692	39	2.3	3	52-0	7	10	4	46	2.7
2000	4	83	8-18	.444	0-0	.000	5-9	.556	19	4.8	1	12-0	2	7	3	21	5.3
2001	13	215	23-55	.418	1-3	.333	17-20	.850	49	3.8	4	38-0	3	10	1	64	4.9
2002	10	292	46-96	.479	0-1	.000	37-50	.740	79	7.9	14	31-0	10	12	5	129	12.9
2003	24	560	75-179	.419	0--3	.000	72-94	.766	138	5.8	24	72-0	16	43	11	222	9.3
2004	7	58	4-16	.250	0-2	.000	2-4	.500	17	2.4	6	6-0	4	8	2	10	1.4
TOT	**80**	**1420**	**174-408**	**.426**	**1-9**	**.111**	**153-207**	**.739**	**348**	**4.4**	**53**	**213-0**	**43**	**94**	**26**	**502**	**6.3**

ROTH, SCOTT #3 — 6-8 F — Wisconsin '85 — 6/3/63

How Obtained: Signed 10-day contract, 1/4/89; Signed for season, 1/13/89
How Departed: Selected by Minnesota in the 1989 Expansion Draft, 6/15/89

NBA (1 Year)

YEAR	GP	MIN	FGM-FGA	PCT	3-POINT FGM-FGA	PCT	FTM-FTA	PCT	REBS	AVG	AST	PF-DQ	STL	TO	BLK	PTS	AVG
88-89	47	464	52-143	.364	2-10	.200	52-76	.684	56	1.2	48	55-0	19	33	4	158	3.4

ROYAL, DONALD #5 — 6-8 F — Notre Dame '87 — 5/2/66

How Obtained: Signed as free agent, 12/3/91
How Departed: Waived, 6/25/92

NBA (1 Year)

YEAR	GP	MIN	FGM-FGA	PCT	3-POINT FGM-FGA	PCT	FTM-FTA	PCT	REBS	AVG	AST	PF-DQ	STL	TO	BLK	PTS	AVG
91-92	60	718	80-178	.449	0-0	.000	92-133	.692	124	2.1	34	73-0	25	39	7	252	4.2
NBA PLAYOFFS (1 Year)																	
1992	3	57	5-9	.556	0-0	.000	5-9	.556	12	4.0	0	7-0	2	6	2	15	5.0

SANDERS, FRANKIE #45 — 6-6 F — Southern '78 — 1/23/57

How Obtained: First round pick, 1978 Draft, 20th overall
How Departed: Waived, 12/78

NBA (1 Year)

YEAR	GP	MIN	FGM-FGA	PCT	3-POINT FGM-FGA	PCT	FTM-FTA	PCT	REBS	AVG	AST	PF-DQ	STL	TO	BLK	PTS	AVG
78-79	22	263	50-127	.394	—	—	32-41	.780	59	2.7	35	44-1	14	32	3	132	6.0

SANDERS, MELVIN #34 — 6-5 G/F — Oklahoma State '05 — 1/3/81

How Obtained: (1) Signed as free agent, 11/9/05. (2) Signed to a 10-day contract, 1/22/06. (3) Signed to a second 10-day contract, 3/16/06. (4) Signed as a free agent, 3/26/06.
How Departed: (1) Waived, 11/29/05. (2) Unsigned free agent, 2/1/06. (3) Waived 10/26/06.

NBA (1 Year)

YEAR	GP	MIN	FGM-FGA	PCT	3-POINT FGM-FGA	PCT	FTM-FTA	PCT	REBS	AVG	AST	PF-DQ	STL	TO	BLK	PTS	AVG
05-06	16	111	16-33	.485	2-3	.667	7-10	.700	23	1.4	92	20-0	3	8	0	41	2.6

SANDERS, MIKE #35 — 6-6 F — UCLA '82 — 5/7/60

How Obtained: Signed as free agent, 2/9/83
How Departed: Waived, 10/17/83

NBA (1 Year)

YEAR	GP	MIN	FGM-FGA	PCT	3-POINT FGM-FGA	PCT	FTM-FTA	PCT	REBS	AVG	AST	PF-DQ	STL	TO	BLK	PTS	AVG
82-83	26	393	76-157	.484	0-2	.000	31-43	.721	94	3.6	19	57-0	18	28	6	183	7.0
NBA PLAYOFFS (1 Year)																	
1983	6	25	7-13	.538	0-0	.000	0-0	.000	9	1.5	4	3-0	0	0	0	14	2.3

SASSER, JASON #35 — 6-7 F — Texas Tech '96 — 1/3/74

How Obtained: Signed 10-day contract, 1/6/97; Signed 10-day contract, 1/17/97

NBA (1 Year)					3-POINT												
YEAR	GP	MIN	FGM-FGA	PCT	FGM-FGA	PCT	FTM-FTA	PCT	REBS	AVG	AST	PF-DQ	STL	TO	BLK	PTS	AVG
96-97	6	62	8-19	.421	1-2	.500	0-0	.000	7	1.2	1	11-0	2	2	0	17	2.8

SCALES, ALEX #25 — 6-2 G — Oregon '00 — 7/3/78

How Obtained: Signed as free agent, 11/17/05
How Departed: Waived, 11/29/05

NBA (1 Year)					3-POINT												
YEAR	GP	MIN	FGM-FGA	PCT	FGM-FGA	PCT	FTM-FTA	PCT	REBS	AVG	AST	PF-DQ	STL	TO	BLK	PTS	AVG
05-06	1	1	0-0	.000	0-0	.000	0-0	.000	0	0.0	0	0-0	0	0	0	0	0.0

SCHINTZIUS, DWAYNE #24 — 7-2 C — Florida '90 — 10/24/68

How Obtained: First round pick, 1990 Draft, 24th overall
How Departed: Traded to Sacramento, with a second round pick in '94, for Carr, 9/23/91

NBA (1 Year)					3-POINT												
YEAR	GP	MIN	FGM-FGA	PCT	FGM-FGA	PCT	FTM-FTA	PCT	REBS	AVG	AST	PF-DQ	STL	TO	BLK	PTS	AVG
90-91	42	398	68-155	.439	0-2	.000	22-40	.550	121	2.9	17	64-0	2	34	29	158	3.8

SCOTT, SHAWNELLE #36 — 6-11 C — St. John's '94 — 6/16/72

How Obtained: Signed as free agent, 8/11/00
How Departed: Unsigned free agent, 7/18/01

NBA (1 Year)					3-POINT												
YEAR	GP	MIN	FGM-FGA	PCT	FGM-FGA	PCT	FTM-FTA	PCT	REBS	AVG	AST	PF-DQ	STL	TO	BLK	PTS	AVG
00-01	27	144	17-41	.415	0-0	.000	9-22	.409	50	1.9	4	23-0	5	11	6	43	1.6
NBA PLAYOFFS (1 Year)																	
2001	7	13	1-4	.250	0-2	.000	1-1	1.000	2	0.3	0	2 0	0	3	0	3	0.4

SHUMATE, JOHN #34 — 6-9 C/F — Notre Dame '74 — 4/6/52

How Obtained: From Houston with cash for Paultz, 1/18/79
How Departed: Traded to Seattle but returned (failed physical), Waived, 11/24/80

NBA (1 Year)					3-POINT												
YEAR	GP	MIN	FGM-FGA	PCT	FGM-FGA	PCT	FTM-FTA	PCT	REBS	AVG	AST	PF-DQ	STL	TO	BLK	PTS	AVG
79-80	27	777	138-263	.525	0-1	.000	115-147	.782	214	7.9	52	71-1	23	50	31	391	14.5
NBA PLAYOFFS (1 Year)																	
1980	3	78	9-20	.450	0-0	.000	3-3	1.000	13	4.3	5	9-0	4	5	4	21	7.0

SILAS, JAMES #13 — 6-3 G — S.F. Austin '72 — 2/11/49

How Obtained: Signed as free agent with Dallas, 1972
How Departed: Traded to Cleveland, with Yonakor, for cash and a second round pick in '82, 6/16/81

ABA (3 Years)					3-POINT												
YEAR	GP	MIN	FGM-FGA	PCT	FGM-FGA	PCT	FTM-FTA	PCT	REBS	AVG	AST	PF-DQ	STL	TO	BLK	PTS	AVG
73-74	84	3096	486-1017	.478	0-1	.000	349-420	.831	343	4.1	319	256-0	90	220	8	1321	15.7
74-75	82	3105	578-1136	.509	0-2	.000	430-486	.885	310	3.8	398	232-0	111	230	17	1586	19.3
75-76	84	3112	718-1384	.519	0-2	.000	564-647	.872	335	4.0	452	263-0	155	254	24	2000	23.8
TOT	**250**	**9313**	**1782-3537**	**.504**	**0-5**	**.000**	**1343-1553**	**.865**	**988**	**4.0**	**1169**	**751-0**	**356**	**704**	**49**	**4907**	**19.6**
NBA (5 Years)																	
76-77	22	356	61-142	.430	—	—	87-107	.813	32	1.5	50	36-0	13	—	3	209	9.5
77-78	37	311	43-97	.443	—	—	60-73	.822	23	0.6	38	29-0	11	30	1	146	3.9
78-79	79	2171	466-922	.505	—	—	334-402	.831	183	2.3	273	215-1	76	199	20	1266	16.0
79-80	77	2293	513-999	.514	0-4	.000	339-382	.887	167	2.2	347	206-2	61	192	14	1365	17.7
80-81	75	2055	476-997	.477	0-2	.000	374-440	.850	231	3.1	285	129-0	51	159	12	1326	17.7
TOT	**290**	**7186**	**1559-3157**	**.495**	**0-6**	**.000**	**1194-1404**	**.850**	**636**	**2.2**	**993**	**615-3**	**212**	**580**	**50**	**4312**	**14.9**
ABA PLAYOFFS (3 Years)																	
1974	7	294	49-104	.471	0-1	.000	26-38	.684	38	5.4	32	15-0	14	21	1	132	18.9
1975	6	271	41-87	.471	0-0	.000	31-40	.775	18	3.0	60	27-0	9	16	1	113	18.8
1976	1	26	3-10	.300	0-0	.000	4-4	1.000	4	4.0	0	3-0	1	2	0	10	10.0
TOT	**14**	**591**	**93-201**	**.463**	**0-1**	**.000**	**61-82**	**.744**	**60**	**4.3**	**92**	**45-0**	**24**	**39**	**2**	**255**	**18.2**
NBA PLAYOFFS (4 Years)																	
1978	3	19	3-10	.300	—	—	1-2	.500	0	0.0	1	1-0	1	1	0	7	2.3
1979	14	475	102-215	.474	—	—	63-80	.788	42	3.0	66	39-0	21	36	1	267	19.1
1980	3	90	16-36	.444	0-0	.000	11-11	1.000	7	2.3	9	8-0	6	5	1	43	14.3
1981	7	161	27-69	.391	0-0	.000	26-32	.813	15	2.1	19	9-0	4	18	0	80	11.4
TOT	**27**	**745**	**148-330**	**.448**	**0-0**	**.000**	**101-125**	**.808**	**64**	**2.4**	**95**	**57-0**	**32**	**60**	**2**	**397**	**14.7**
ABA ALL-STAR GAMES (2 Years)																	
1975	1	23	5-7	.714	0-0	.000	11-11	1.000	3	3.0	5	3-0	2	2	0	21	21.0
1976	1	23	6-10	.600	0-0	.000	8-8	1.000	0	0.0	5	6-0	1	3	0	20	20.0
TOT	**2**	**46**	**11-17**	**.647**	**0-0**	**.000**	**19-19**	**1.000**	**3**	**1.5**	**10**	**9-0**	**3**	**5**	**0**	**41**	**20.5**

SIMS, SCOTT #20 — 6-1 G — Missouri '77 — 4/18/55

How Obtained: Fifth round pick, 1977 Draft
How Departed: Waived, 11/28/77

NBA (1 Year)					3-POINT												
YEAR	GP	MIN	FGM-FGA	PCT	FGM-FGA	PCT	FTM-FTA	PCT	REBS	AVG	AST	PF-DQ	STL	TO	BLK	PTS	AVG
77-78	12	95	10-26	.385	—	—	10-15	.667	13	1.1	20	16-0	3	19	0	30	2.5

SIMMONS, BOBBY #1 — 6-6 F — DePaul '01 — 6/2/80

How Obtained: Signed as free agent, 9/25/10
How Departed: Waived, 11/5/10

NBA (1 Year)					3-POINT												
YEAR	GP	MIN	FGM-FGA	PCT	FGM-FGA	PCT	FTMFTA	PCT	REBS	AVG	AST	PF-DQ	STL	TO	BLK	PTS	AVG
10-11	2	16	0-3	0.000	0-3	0.000	0-0	0.000	0	0.0	2	2-0	0	0	0	0	0.0

SIMMONS, JONATHON #17 — 6-6 F — Houston '12 — 9/14/89

How Obtained: Signed as free agent, 7/22/15
How Departed: Unsigned free agent, 7/17

NBA (2 Years)

YEAR	GP	MIN	FGM-FGA	PCT	3-POINT FGM-FGA	PCT	FTM-FTA	PCT	REBS	AVG	AST	PF-DQ	STL	TO	BLK	PTS	AVG
15-16	55	813	122-242	.504	18-47	.383	69-92	.750	96	1.7	58	103-0	24	53	5	331	6.0
16-17	78	1392	177-421	.420	30-102	.294	99-132	.750	160	2.0	126	146-1	47	76	25	483	6.2
TOT	**133**	**2205**	**299-663**	**.451**	**48-149**	**.322**	**168-224**	**.750**	**256**	**1.9**	**184**	**249-1**	**71**	**129**	**30**	**814**	**6.1**
NBA PLAYOFFS (2 Years)																	
2016	3	26	4-10	.400	2-3	.667	1-2	.500	4	1.3	2	4-0	2	1	0	11	3.7
2017	15	306	62-136	.456	13-37	.351	21-31	.677	28	1.9	29	30-0	9	11	2	158	10.5
TOT	**18**	**332**	**66-146**	**.452**	**15-40**	**.375**	**22-33**	**.667**	**32**	**1.8**	**31**	**34-0**	**11**	**12**	**2**	**169**	**9.4**

SMART, KEITH #3 — 6-1 G — Indiana '88 — 9/21/64

How Obtained: Claimed off waivers from Golden State, 10/21/88
How Departed: Waived, 11/10/88

NBA (1 Year)

YEAR	GP	MIN	FGM-FGA	PCT	3-POINT FGM-FGA	PCT	FTM-FTA	PCT	REBS	AVG	AST	PF-DQ	STL	TO	BLK	PTS	AVG
88-89	2	12	0-2	.000	0-1	.000	2-2	1.000	1	0.5	2	0-0	0	2	0	2	1.0

SMITH, CHARLES #54 — 6-10 F — Pittsburgh '88 — 7/16/65

How Obtained: From New York, with M. Williams, for Lohaus, Reid and a first round pick in '96, 2/8/96
How Departed: Waived, 1/6/98

NBA (2 Years)

YEAR	GP	MIN	FGM-FGA	PCT	3-POINT FGM-FGA	PCT	FTM-FTA	PCT	REBS	AVG	AST	PF-DQ	STL	TO	BLK	PTS	AVG
95-96	32	826	130-284	.458	0-0	.000	46-60	.767	202	6.3	36	100-1	32	45	29	306	9.6
96-97	19	329	34-84	.405	0-1	.000	20-26	.769	65	3.4	14	44-0	13	22	22	88	4.6
TOT	**51**	**1155**	**164-368**	**.446**	**0-1**	**.000**	**66-86**	**.767**	**267**	**5.2**	**50**	**144-1**	**45**	**67**	**51**	**394**	**7.7**
NBA PLAYOFFS (1 Year)																	
1996	10	165	24-48	.500	0-0	.000	3-8	.375	37	3.7	10	28-0	7	8	10	51	5.1

SMITH, CHARLES #5 — 6-4 G — New Mexico '97 — 8/22/75

How Obtained: Signed as free agent, 8/1/01
How Departed: Traded to Portland, with Daniels and McCaskill, for Kerr, Barkley and a second round pick in '03, 8/5/02

NBA (1 Year)

YEAR	GP	MIN	FGM-FGA	PCT	3-POINT FGM-FGA	PCT	FTM-FTA	PCT	REBS	AVG	AST	PF-DQ	STL	TO	BLK	PTS	AVG
01-02	60	1141	182-428	.425	35-131	.267	42-65	.646	133	2.2	80	114-1	52	59	44	441	7.4
NBA PLAYOFFS (1 Year)																	
2002	4	19	2-3	.667	0-0	.000	1-2	.500	3	0.8	2	5-0	2	3	1	5	1.3

SMITH, KEN #2 — 6-7 F — Tulsa '75 — 7/12/53

How Obtained: Fourth round pick, 1975 Draft
How Departed: Waived, 10/19/76

ABA (1 Year)

YEAR	GP	MIN	FGM-FGA	PCT	3-POINT FGM-FGA	PCT	FTM-FTA	PCT	REBS	AVG	AST	PF-DQ	STL	TO	BLK	PTS	AVG
75-76	19	164	34-83	.410	1-5	.200	13-16	.813	24	1.3	7	22-0	4	8	0	82	4.3

SMITH, LARRY #2 — 6-8 F — Alcorn State '80 — 1/18/58

How Obtained: Signed as free agent, 8/10/92
How Departed: Retired, 5/93

NBA (1 Year)

YEAR	GP	MIN	FGM-FGA	PCT	3-POINT FGM-FGA	PCT	FTM-FTA	PCT	REBS	AVG	AST	PF-DQ	STL	TO	BLK	PTS	AVG
92-93	66	833	38-87	.437	0-0	.000	9-22	.409	268	4.1	28	133-2	23	39	16	85	1.3
NBA PLAYOFFS (1 Year)																	
1993	6	50	2-3	.667	0-0	.000	3-4	.750	16	2.7	1	16-0	4	1	2	7	1.2

SMITH, ROBERT #20 — 5-11 G — UNLV '77 — 3/10/55

How Obtained: Signed as free agent, 3/23/83
How Departed: Waived, 10/14/83

NBA (1 Year)

YEAR	GP	MIN	FGM-FGA	PCT	3-POINT FGM-FGA	PCT	FTM-FTA	PCT	REBS	AVG	AST	PF-DQ	STL	TO	BLK	PTS	AVG
82-83	7	25	5-11	.455	0-1	.000	2-2	1.000	3	0.4	2	6-0	1	3	0	12	1.7
NBA PLAYOFFS (1 Year)																	
1983	6	19	4-9	.444	0-1	.000	2-2	1.000	5	0.8	6	2-0	1	1	0	10	1.7

SMITH, STEVE #8 — 6-8 G — Michigan St '91 — 3/31/69

How Obtained: From Portland for D. Anderson and Kerr, 7/25/01
How Departed: Unsigned free agent, 7/16/03

NBA (2 Years)

YEAR	GP	MIN	FGM-FGA	PCT	3-POINT FGM-FGA	PCT	FTM-FTA	PCT	REBS	AVG	AST	PF-DQ	STL	TO	BLK	PTS	AVG
01-02	77	2211	310-682	.455	116-246	.472	159-181	.878	193	2.5	151	158-0	54	108	15	895	11.6
02-03	53	1032	113-291	.388	39-118	.331	95-114	.833	99	1.9	70	79-0	28	43	9	360	6.8
TOT	**130**	**3243**	**423-973**	**.435**	**155-364**	**.426**	**254-295**	**.861**	**292**	**2.2**	**221**	**294-1**	**82**	**151**	**24**	**1255**	**9.7**
NBA PLAYOFFS (2 Years)																	
2002	10	298	32-87	.368	10-38	.263	29-30	.967	34	3.4	17	20-0	8	7	1	103	10.3
2003	9	66	5-24	.208	2-12	.167	4-4	1.000	7	0.8	6	3-0	1	2	0	16	1.8
TOT	**19**	**364**	**37-111**	**.333**	**12-50**	**.240**	**33-34**	**.971**	**41**	**2.2**	**23**	**71-0**	**9**	**9**	**1**	**119**	**6.3**

SMREK, MIKE #52 — 7-0 C — Canisius '85 — 8/31/62

How Obtained: From L.A. Lakers for a second round pick in '90, 11/2/88
How Departed: Unsigned free agent, 7/1/89

NBA (1 Year)

YEAR	GP	MIN	FGM-FGA	PCT	3-POINT FGM-FGA	PCT	FTM-FTA	PCT	REBS	AVG	AST	PF-DQ	STL	TO	BLK	PTS	AVG
88-89	43	623	72-153	.471	0-0	.000	49-76	.645	129	3.0	12	102-2	13	48	58	193	4.5

SPENCER, FELTON #16 — 7-0 C Louisville '90 — 1/5/68

How Obtained: Signed as free agent, 8/31/99
How Departed: Unsigned free agent, 8/1/00

NBA (1 Year)					3-POINT												
YEAR	GP	MIN	FGM-FGA	PCT	FGM-FGA	PCT	FTM-FTA	PCT	REBS	AVG	AST	PF-DQ	STL	TO	BLK	PTS	AVG
99-00	26	149	15-33	.455	0-0	.000	20-30	.667	39	1.5	3	32-0	6	9	8	50	1.9

SPLITTER, TIAGO #22 — 6-11 F Brazil — 1/1/85

How Obtained: First round pick, 2007 NBA Draft, 28th overall
How Departed: Traded to Atlanta for a protected 2017 second round draft pick and the draft rights to Georgios Printezis

NBA (5 Years)					3-POINT												
YEAR	GP	MIN	FGM-FGA	PCT	FGM-FGA	PCT	FTM-FTA	PCT	REBS	AVG	AST	PF-DQ	STL	TO	BLK	PTS	AVG
10-11	60	738	101-191	.529	0-1	.000	76-140	.543	201	3.4	26	91-0	29	32	17	278	4.6
11-12	59	1121	212-343	.618	0-0	.000	125-181	.691	306	5.2	65	134-0	21	87	47	549	9.3
12-13	81	1997	315-563	.560	0-2	.000	208-285	.730	515	6.4	130	161-2	63	100	64	838	10.3
13-14	59	1271	181-346	.523	0-3	.000	121-173	.699	363	6.2	90	117-0	29	75	31	483	8.2
14-15	52	1030	169-303	.558	0-0	.000	90-120	.750	252	4.8	78	103-0	35	60	37	428	8.2
TOT	**311**	**6157**	**978-1746**	**.560**	**0-6**	**.000**	**620-899**	**.690**	**1637**	**5.3**	**389**	**606-2**	**177**	**354**	**196**	**2576**	**8.3**
NBA PLAYOFFS (5 Years)																	
2011	3	50	10-16	.625	0-0	.000	0-3	.000	14	4.7	1	4-0	3	2	1	20	6.7
2012	13	168	30-47	.638	0-0	.000	16-43	.372	36	2.8	10	24-0	5	9	4	76	5.8
2013	19	388	45-84	.536	0-1	.000	26-33	.788	58	3.1	23	46-0	15	24	14	116	6.1
2014	23	516	61-100	.610	0-1	.000	51-71	.718	140	6.1	46	53-1	16	18	11	173	7.5
2015	7	123	9-24	.375	0-0	.000	6-19	.316	31	4.4	9	17-0	4	7	1	24	3.4
TOT	**65**	**1245**	**155-271**	**.572**	**0-2**	**.000**	**99-169**	**.586**	**279**	**4.3**	**89**	**144-1**	**43**	**60**	**31**	**409**	**6.3**

STOUDAMIRE, DAMON #3 — 5-10 G Arizona '95 — 9/3/73

How Obtained: Signed as free agent, 2/3/08
How Departed: Unsigned free agent, 7/08

NBA (1 Year)					3-POINT												
YEAR	GP	MIN	FGM-FGA	PCT	FGM-FGA	PCT	FTM-FTA	PCT	REBS	AVG	AST	PF-DQ	STL	TO	BLK	PTS	AVG
07-08	31	413	43-143	.301	14-55	.255	6-8	.750	47	1.4	53	30-0	11	30	2	106	3.4
NBA PLAYOFFS (1 Year)																	
2008	7	35	5-15	.333	1-4	.250	2-3	.667	7	1.0	2	0-0	1	1	0	13	1.9

STRICKLAND, ROD #1 — 6-3 G DePaul '88 — 7/11/66

How Obtained: From New York for Cheeks, 2/21/90
How Departed: Unsigned free agent, 7/1/92

NBA (3 Years)					3-POINT												
YEAR	GP	MIN	FGM-FGA	PCT	FGM-FGA	PCT	FTM-FTA	PCT	REBS	AVG	AST	PF-DQ	STL	TO	BLK	PTS	AVG
89-90	31	1121	173-370	.468	2-9	.222	91-148	.615	133	4.3	249	89-3	57	85	6	439	14.2
90-91	58	2076	314-651	.482	11-33	.333	161-211	.763	219	3.8	463	125-0	117	156	11	800	13.8
91-92	57	2053	300-659	.455	5-15	.333	182-265	.687	265	4.6	491	122-0	118	160	17	787	13.8
TOT	**146**	**5250**	**787-1680**	**.469**	**18-57**	**.316**	**434-624**	**.696**	**617**	**4.2**	**1203**	**336-3**	**292**	**401**	**34**	**2026**	**13.9**
NBA PLAYOFFS (3 Years)																	
1990	10	384	54-127	.425	0-7	.000	15-27	.556	53	5.3	112	30-2	14	34	0	123	12.3
1991	4	168	29-67	.433	0-6	.000	17-21	.810	21	5.3	35	14-0	9	13	0	75	18.8
1992	2	80	13-22	.591	0-0	.000	5-8	.625	7	3.5	19	8-0	3	6	2	31	15.5
TOT	**16**	**632**	**96-216**	**.444**	**0-13**	**.000**	**37-56**	**.661**	**81**	**5.1**	**166**	**52-0**	**26**	**53**	**2**	**229**	**14.3**

STROEDER, JOHN #32 — 6-10 C Montana '80 — 7/24/58

How Obtained: Signed as free agent, 11/10/88
How Departed: Waived, 11/14/88

NBA (1 Year)					3-POINT												
YEAR	GP	MIN	FGM-FGA	PCT	FGM-FGA	PCT	FTM-FTA	PCT	REBS	AVG	AST	PF-DQ	STL	TO	BLK	PTS	AVG
88-89	1	2	0-0	.000	0-0	.000	0-0	.000	0	0.0	0	2-0	0	1	0	0	0.0

SUNDVOLD, JON #20 — 6-2 G Missouri '83 — 7/2/61

How Obtained: From Seattle for a second round pick in '86, 10/23/85
How Departed: Selected by Miami in the 1988 Expansion Draft, 6/23/88

NBA (3 Years)					3-POINT												
YEAR	GP	MIN	FGM-FGA	PCT	FGM-FGA	PCT	FTM-FTA	PCT	REBS	AVG	AST	PF-DQ	STL	TO	BLK	PTS	AVG
85-86	70	1150	220-476	.462	21-60	.350	39-48	.813	80	1.1	261	110-0	34	85	0	500	7.1
86-87	76	1765	365-751	.486	50-149	.336	70-84	.833	98	1.3	315	109-1	35	97	0	850	11.2
87-88	52	1024	176-379	.464	26-64	.406	43-48	.896	48	0.9	183	54-0	27	57	2	421	8.1
TOT	**198**	**3939**	**761-1606**	**.474**	**97-273**	**.355**	**152-180**	**.844**	**226**	**1.1**	**759**	**273-1**	**96**	**239**	**2**	**1771**	**8.9**
NBA PLAYOFFS (2 Years)																	
1986	3	43	7-18	.389	1-6	.167	1-1	1.000	1	0.3	5	1-0	0	5	0	16	5.3
1988	3	90	15-30	.500	3-9	.333	2-3	.667	4	1.3	15	3-0	4	3	0	35	11.7
TOT	**6**	**133**	**22-48**	**.458**	**4-15**	**.267**	**3-4**	**.750**	**5**	**0.8**	**20**	**4-0**	**4**	**8**	**0**	**51**	**8.5**

SUTTON, GREG #23 — 6-2 G Oral Roberts '91 — 12/3/67

How Obtained: Second round pick, 1991 Draft, 49th overall
How Departed: Waived, 11/3/92

NBA (1 Year)					3-POINT												
YEAR	GP	MIN	FGM-FGA	PCT	FGM-FGA	PCT	FTM-FTA	PCT	REBS	AVG	AST	PF-DQ	STL	TO	BLK	PTS	AVG

91-92	67	601	93-240	.388	26-89	.292	34-45	.756	47	0.7	91	111-0	26	70	9	246	3.7
NBA PLAYOFFS (1 Year)																	
1992	2	15	2-6	.333	0-2	.000	3-3	1.000	0	0.0	2	3-0	1	0	1	7	3.5

SWIFT, HARLEY #21 — 6-3 G — East Tennessee State '69 — 6/19/46

How Obtained: Obtained by Dallas in ABA Dispersal Draft (Pittsburgh), 1972
How Departed: Waived, 11/12/73

ABA (1 Year)					3-POINT												
YEAR	**GP**	**MIN**	**FGM-FGA**	**PCT**	**FGM-FGA**	**PCT**	**FTM-FTA**	**PCT**	**REBS**	**AVG**	**AST**	**PF-DQ**	**STL**	**TO**	**BLK**	**PTS**	**AVG**
73-74	16	153	23-67	.343	1-12	.083	16-20	.800	16	1.0	15	26-0	3	13	0	63	3.9

TEMPLE, COLLIS #40 — 6-8 F — LSU '74 — 11/8/52

How Obtained: Third round pick, 1974 ABA Draft
How Departed: Waived, 1/26/75

ABA (1 Year)					3-POINT												
YEAR	**GP**	**MIN**	**FGM-FGA**	**PCT**	**FGM-FGA**	**PCT**	**FTM-FTA**	**PCT**	**REBS**	**AVG**	**AST**	**PF-DQ**	**STL**	**TO**	**BLK**	**PTS**	**AVG**
74-75	24	102	17-41	.415	0-1	.000	8-10	.800	31	1.2	15	29-0	4	12	4	42	1.8

TEMPLE, GARRETT #2 — 6-6 G — Lousiana State '09 — 5/8/86

How Obtained: Signed as free agent, 3/23/10
How Departed: Waived, 7/29/10

NBA (2 Years)					3-POINT												
YEAR	**GP**	**MIN**	**FGM-FGA**	**PCT**	**FGM-FGA**	**PCT**	**FTMFTA**	**PCT**	**REBS**	**AVG**	**AST**	**PF-DQ**	**STL**	**TO**	**BLK**	**PTS**	**AVG**
09-10	13	193	28-64	.438	10-23	.435	14-21	.667	14	1.1	12	25-1	8	11	2	80	6.2
10-11	3	21	1-5	.200	0-1	0.000	0-2	0.000	2	0.7	2	2-0	1	1	1	2	0.7
TOT	**16**	**214**	**29-69**	**.420**	**10-24**	**.417**	**14-23**	**.609**	**16**	**1.0**	**14**	**48-0**	**9**	**12**	**3**	**82**	**5.1**
NBA PLAYOFFS (1 Year)																	
09-10	6	15	1-3	.333	1-1	1.000	1-3	.333	2	0.3	2	1-0	1	2	0	4	0.7

TERRY, CHUCK #30 — 6-6 F — Long Beach State '72 — 9/27/50

How Obtained: Signed as free agent, 1973
How Departed: Traded to New York Nets, with Warren, K. Hughes and R. Jones, for Paultz, 9/8/75

ABA (2 Years)					3-POINT												
YEAR	**GP**	**MIN**	**FGM-FGA**	**PCT**	**FGM-FGA**	**PCT**	**FTM-FTA**	**PCT**	**REBS**	**AVG**	**AST**	**PF-DQ**	**STL**	**TO**	**BLK**	**PTS**	**AVG**
73-74	61	1093	132-294	.449	1-2	.500	36-41	.878	166	2.7	72	139-0	18	33	5	301	4.9
74-75	79	1186	148-313	.473	3-8	.375	39-53	.736	217	2.7	69	146-0	37	37	3	338	4.3
TOT	**140**	**2279**	**280-607**	**.461**	**4-10**	**.400**	**75-94**	**.798**	**383**	**2.7**	**141**	**285-0**	**55**	**70**	**8**	**639**	**4.6**
ABA PLAYOFFS (2 Years)																	
1974	7	112	11-24	.458	0-0	.000	4-6	.667	24	3.4	7	9-0	0	—	—	26	3.7
1975	5	123	12-25	.480	0-0	.000	3-4	.750	19	3.8	2	14-0	3	1	1	27	5.4
TOT	**12**	**235**	**23-49**	**.469**	**0-0**	**.000**	**7-10**	**.700**	**43**	**3.6**	**9**	**23-0**	**3**	**1**	**1**	**53**	**4.4**

THIRDKILL, DAVID #22 — 6-7 F/G — Bradley '82 — 4/12/60

How Obtained: Signed as free agent, 4/10/85
How Departed: Waived, 7/2/85

NBA (1 Year)					3-POINT												
YEAR	**GP**	**MIN**	**FGM-FGA**	**PCT**	**FGM-FGA**	**PCT**	**FTM-FTA**	**PCT**	**REBS**	**AVG**	**AST**	**PF-DQ**	**STL**	**TO**	**BLK**	**PTS**	**AVG**
84-85	2	52	5-11	.455	0-0	.000	5-6	.833	7	3.5	3	5-0	2	2	1	15	7.5
NBA PLAYOFFS (1 Year)																	
1985	5	22	1-4	.250	0-2	.000	2-4	.500	2	0.4	2	4-0	0	4	0	4	0.8

THOMAS, KURT #40 — 6-9 F/C — TCU '95 — 10/4/72

How Obtained: From Seattle for Barry, Elson and a first round pick in '09, 2/20/07
How Departed: Traded to Milwaukee, along with K. Thomas, as part of the Jefferson trade, 6/23/09

NBA (2 Years)					3-POINT												
YEAR	**GP**	**MIN**	**FGM-FGA**	**PCT**	**FGM-FGA**	**PCT**	**FTM-FTA**	**PCT**	**REBS**	**AVG**	**AST**	**PF-DQ**	**STL**	**TO**	**BLK**	**PTS**	**AVG**
07-08	28	524	56-125	.448	0-1	.000	14-24	.583	138	4.9	14	57-0	21	18	14	126	4.5
08-09	79	1404	153-304	.503	0-2	.000	37-45	.822	405	5.1	66	170-0	34	42	58	343	4.3
TOT	**107**	**1928**	**209-429**	**.487**	**0-3**	**.000**	**51-69**	**.739**	**543**	**5.1**	**80**	**227-0**	**55**	**60**	**72**	**469**	**4.4**
NBA PLAYOFFS (2 Years)																	
07-08	17	268	32-70	.457	0-0	.000	5-7	.714	84	4.9	6	46-2	2	13	6	69	4.1
08-09	5	80	5-11	.455	0-0	.000	3-4	.750	23	4.6	2	13-0	1	4	2	13	2.6
TOT	**22**	**348**	**37-81**	**.457**	**0-0**	**.000**	**8-11**	**.727**	**107**	**4.9**	**8**	**59-2**	**3**	**17**	**8**	**82**	**3.7**

THOMAS, MALCOLM #23 — 6-9 F — San Diego State '11 — 11/8/88

How Obtained: Signed as a free agent on 1/11/12
How Departed: Waived on 2/7/12

NBA (1 Year)					3-POINT												
YEAR	**GP**	**MIN**	**FGM-FGA**	**PCT**	**FGM-FGA**	**PCT**	**FTM-FTA**	**PCT**	**REBS**	**AVG**	**AST**	**PF-DQ**	**STL**	**TO**	**BLK**	**PTS**	**AVG**
11-12	3	0	0-3	.000	0-0	-	1-2	.500	3	1.0	1	0-0	1	0	1	1	0.3
13-14	1	15	1-4	.250	0-0	.000	0-2	.000	9		0	0-0	0	1	2	2	2.0

THOMPSON, MYCHAL #43 — 6-10 C/F — Minnesota '72 — 1/31/55

How Obtained: From Portland, with the rights to Krystkowiak, for S. Johnson, 6/19/86
How Departed: Traded to L.A. Lakers for Brickowski, Gudmundsson, a first round pick in '87, a second round pick in '90 and cash, 2/13/87

NBA (1 Year)					3-POINT												
YEAR	**GP**	**MIN**	**FGM-FGA**	**PCT**	**FGMFGA**	**PCT**	**FTM-FTA**	**PCT**	**REBS**	**AVG**	**AST**	**PF-DQ**	**STL**	**TO**	**BLK**	**PTS**	**AVG**
86-87	49	1210	230-528	.436	1-1	1.000	144-196	.735	276	5.6	87	117-0	31	77	41	605	12.3

TOLLIVER, ANTHONY #35 — 6-8 F — Creighton '08 — 6/1/85

How Obtained: Signed as free agent, 7/23/08
How Departed: Waived, 1/7/09

NBA (1 Year)					3-POINT											
YEAR	GP	MIN	FGM-FGA	PCT	FGM-FGA	PCT	FTM-FTA	PCT	REBS	AVG	AST	PF-DQ	STL	TO	BLK	PTS	AVG
08-09	19	208	19-65	.292	9-41	.220	5-10	.500	41	2.2	17	16-0	5	7	1	52	2.7

TOWNES, LINTON #2 — 6-7 F — James Madison '82 — 11/30/59

How Obtained: Signed as free agent, 4/12/85
How Departed: Waived, 7/16/85

NBA (1 Year)					3-POINT											
YEAR	GP	MIN	FGM-FGA	PCT	FG-FGA	PCT	FTM-FTA	PCT	REBS	AVG	AST	PF-DQ	STL	TO	BLK	PTS	AVG
84-85	1	8	0-6	.000	0-0	.000	2-2	1.000	1	1.0	0	1-0	0	0	0	2	2.0
NBA PLAYOFFS (1 Year)																	
1985	2	6	4-8	.500	0-1	.000	0-0	.000	3	1.5	0	1-0	0	0	0	8	4.0

TUCKER, TRENT #6 — 6-5 G — Minnesota '82 — 12/20/59

How Obtained: Signed 10-day contract, 2/27/92; Signed 10-day contract, 3/7/92; Signed for season, 3/18/92
How Departed: Unsigned free agent, 7/1/92

NBA (1 Year)					3-POINT											
YEAR	GP	MIN	FGM-FGA	PCT	FGM-FGA	PCT	FTM-FTA	PCT	REBS	AVG	AST	PF-DQ	STL	TO	BLK	PTS	AVG
91-92	24	415	60-129	.465	19-48	.396	16-20	.800	37	1.5	27	39-0	21	14	3	155	6.5
NBA PLAYOFFS (1 Year)																	
1992	3	38	6-14	.429	1-5	.200	1-1	1.000	3	1.0	2	3-0	0	3	0	14	4.7

TURKOGLU, HEDO #14 — 6-10 G/F — Turkey — 3/19/79

How Obtained: From Sacramento as part of a three-team trade, 7/24/03
How Departed: Unsigned free agent, 7/14/04

NBA (1 Year)					3-POINT											
YEAR	GP	MIN	FGM-FGA	PCT	FGM-FGA	PCT	FTM-FTA	PCT	REBS	AVG	AST	PF-DQ	STL	TO	BLK	PTS	AVG
03-04	80	2073	262-645	.406	101-241	.419	114-161	.708	358	4.5	154	165-0	80	94	32	739	9.2
NBA PLAYOFFS (1 Year)																	
2004	10	271	26-81	.321	14-42	.333	11-18	.611	45	4.5	15	20-0	9	16	1	77	7.7

UDOKA, IME #5 — 6-6 F — Portland State '00 — 8/9/77

How Obtained: Signed as free agent, 8/13/07
How Departed: Unsigned free agent, 8/09

NBA (3 Years)					3-POINT											
YEAR	GP	MIN	FGM-FGA	PCT	FGM-FGA	PCT	FTMFTA	PCT	REBS	AVG	AST	PF-DQ	STL	TO	BLK	PTS	AVG
07-08	73	1316	159-375	.424	61-165	.370	44-58	.759	228	3.1	63	127-1	56	58	17	423	5.8
09-10	67	1035	110-287	.383	41-125	.328	28-46	.609	187	2.8	54	86-0	36	38	12	289	4.3
10-11	20	130	5-21	.238	0-8	0.000	4-8	.500	19	1.0	13	14-0	8	5	1	14	0.7
TOT	**160**	**2481**	**274-683**	**.401**	**102-298**	**.342**	**76-112**	**.679**	**434**	**2.7**	**130**	**227-1**	**100**	**101**	**30**	**726**	**4.5**
NBA PLAYOFFS (2 Years)																	
07-08	16	236	33-71	.465	16-40	.400	5-7	.714	47	2.9	17	25-0	11	11	2	87	5.4
08-09	5	104	7-20	.350	1-8	.125	2-5	.400	23	4.6	4	14-0	4	2	1	17	3.4
TOT	**21**	**340**	**40-91**	**.440**	**17-48**	**.354**	**7-12**	**.583**	**70**	**3.3**	**21**	**39-0**	**15**	**13**	**3**	**104**	**5.0**

UDRIH, BENO #14 — 6-3 G — Slovenia — 7/5/82

How Obtained: First Round Pick, 2004 NBA Draft, 28th overall
How Departed: Traded to Minnesota for a protected 2008 second round draft pick, 10/29/07

NBA (3 Years)					3-POINT											
YEAR	GP	MIN	FGM-FGA	PCT	FGM-FGA	PCT	FTM-FTA	PCT	REBS	AVG	AST	PF-DQ	STL	TO	BLK	PTS	AVG
04-05	80	1149	173-390	.444	58-142	.408	67-89	.753	83	1.0	150	96-0	41	77	10	471	5.9
05-06	54	586	106-233	.455	24-70	.343	39-50	.780	52	1.0	92	55-0	14	53	2	275	5.1
06-07	73	948	127-344	.369	33-115	.287	53-60	.880	82	2.1	122	70-0	27	56	1	340	4.7
TOT	**207**	**2683**	**406-967**	**.420**	**115-327**	**.352**	**159-199**	**.799**	**217**	**1.0**	**364**	**221-0**	**82**	**186**	**13**	**1086**	**5.2**
NBA PLAYOFFS (3 Years)																	
04-05	21	241	28-78	.359	10-37	.270	12-14	.857	17	0.8	22	20-0	9	20	1	78	3.7
05-06	7	47	10-30	.333	1-6	.167	4-5	.800	4	0.6	8	8-0	0	3	0	25	3.6
06-07	8	20	0-6	.000	0-2	.000	22	1.000	1	0.1	1	2-0	0	3	0	2	0.3
TOT	**36**	**308**	**38-114**	**.333**	**11-45**	**.244**	**18-21**	**.857**	**22**	**0.6**	**31**	**30-0**	**9**	**26**	**1**	**105**	**2.9**

VAN EXEL, NICK #31 — 6-1 G — Cincinnati '93 — 11/27/71

How Obtained: Signed as free agent, 8/29/05
How Departed: Unsigned free agent, 7/06

NBA (1 Year)					3-POINT											
YEAR	GP	MIN	FGM-FGA	PCT	FGM-FGA	PCT	FTM-FTA	PCT	REBS	AVG	AST	PF-DQ	STL	TO	BLK	PTS	AVG
05-06	65	986	136-343	.397	55-154	.357	28-41	.683	91	1.4	123	60-0	16	57	3	355	5.5
NBA PLAYOFFS (1 Year)																	
2006	12	133	7-32	.219	3-10	.300	9-9	.100	12	1.0	17	14-0	3	5	2	26	2.2

VAN ZANT, DENNIS #30 — 6-9 F — Azusa Pacific '75 — 6/1/52

How Obtained: Signed as free agent, 7/3/75
How Departed: Waived, 10/75

ABA (1 Year)					3-POINT											
YEAR	GP	MIN	FGM-FGA	PCT	FGM-FGA	PCT	FTM-FTA	PCT	REBS	AVG	AST	PF-DQ	STL	TO	BLK	PTS	AVG
75-76	1	2	0-0	.000	0-0	.000	2-2	1.000	1	1.0	0	1-0	0	0	0	2	2.0

VAUGHN, JACQUE #11 — 6-1 G — Kansas '97 — 2/11/75

How Obtained: Signed as free agent, 7/12/06
How Departed: Unsigned free agent, 8/09

YEAR	GP	MIN	FGM-FGA	PCT	3-POINT FGM-FGA	PCT	FTM-FTA	PCT	REBS	AVG	AST	PF-DQ	STL	TO	BLK	PTS	AVG
NBA (3 Years)																	
06-07	64	760	71-167	.425	1-2	.500	49-65	.754	68	1.1	131	74-0	24	40	2	192	3.0
07-08	74	1139	121-283	.428	3-10	.300	61-80	.763	74	1.0	159	97-0	23	54	1	306	4.1
08-09	30	292	24-75	.320	1-1	1.000	16-18	.889	22	0.7	55	26-0	6	15	0	65	2.2
TOT	**168**	**2191**	**216-525**	**.411**	**5-13**	**.385**	**126-163**	**.773**	**164**	**1.0**	**345**	**197-0**	**53**	**109**	**3**	**563**	**3.4**
NBA PLAYOFFS (3 Years)																	
06-07	20	208	20-50	.400	0-0	.000	3-6	.500	9	0.5	28	24-0	4	11	0	43	2.2
07-08	14	91	6-22	.273	0-1	.000	0-0	.000	9	0.6	8	17-0	2	7	0	12	0.9
08-09	2	21	2-5	.400	0-0	.000	3-6	.500	0	0.0	4	0-0	1	0	0	7	3.5
TOT	**36**	**320**	**28-77**	**.364**	**0-1**	**.000**	**6-12**	**.500**	**18**	**0.5**	**40**	**41-0**	**7**	**18**	**0**	**62**	**1.7**

VINCENT, JAY #31 — 6-7 F — Michigan State '81 — 6/10/59

How Obtained: From Denver, with Natt, for Greenwood and D. Cook, 1/26/89
How Departed: Traded to Philadelphia, with Dawkins, for Cheeks, Wingate and Welp, 8/28/89

YEAR	GP	MIN	FGM-FGA	PCT	3-POINT FGM-FGA	PCT	FTM-FTA	PCT	REBS	AVG	AST	PF-DQ	STL	TO	BLK	PTS	AVG
NBA (1 Year)																	
88-89	24	551	91-219	.416	0-1	.000	35-51	.686	92	3.8	22	52-0	5	37	3	217	9.0

WALKER, SAMAKI #55, #52 — 6-9 F — Louisville '98 — 2/25/76

How Obtained: Signed as free agent, 8/26/99
How Departed: Waived, 6/29/01

YEAR	GP	MIN	FGM-FGA	PCT	3-POINT FGM-FGA	PCT	FTM-FTA	PCT	REBS	AVG	AST	PF-DQ	STL	TO	BLK	PTS	AVG
NBA (2 Years)																	
99-00	71	980	137-305	.449	0-0	.000	86-126	.683	272	3.8	38	108-1	10	64	35	360	5.1
00-01	61	963	121-252	.480	1-3	.333	78-124	.629	243	4.0	29	103-0	10	68	41	321	5.3
TOT	**132**	**1943**	**258-557**	**.463**	**1-3**	**.333**	**164-50**	**.656**	**515**	**3.9**	**67**	**211-1**	**20**	**132**	**76**	**681**	**5.2**
NBA PLAYOFFS (2 Years)																	
2000	4	121	14-31	.452	0-0	.000	8-12	.667	45	11.3	2	13-0	1	8	12	36	9.0
2001	12	76	5-15	.333	0-0	.000	4-8	.500	14	1.2	3	12 0	1	1	1	14	1.2
TOT	**16**	**197**	**19-46**	**.413**	**0-0**	**.000**	**12-20**	**.600**	**59**	**3.7**	**5**	**25-0**	**2**	**9**	**13**	**50**	**3.1**

WARD, CHARLIE #17 — 6-2 G — Florida State '94 — 10/12/70

How Obtained: Signed as free agent, 1/9/04
How Departed: Unsigned free agent, 7/14/04

YEAR	GP	MIN	FGM-FGA	PCT	3-POINT FGM-FGA	PCT	FTM-FTA	PCT	REBS	AVG	AST	PF-DQ	STL	TO	BLK	PTS	AVG
NBA (1 Year)																	
03-04	36	425	45-130	.346	25-68	.368	4-6	.667	48	1.3	45	33-0	17	27	3	119	3.3
NBA PLAYOFFS (1 Year)																	
2004	5	13	4-6	.667	3-3	1.000	0-0	.000	0	0.0	1	2-0	2	2	0	11	2.2

WARD, HENRY #15 — 6-4 F — Jackson State '75 — 1/30/52

How Obtained: Seventh round pick, 1975 ABA Draft
How Departed: Waived, 10/17/77

YEAR	GP	MIN	FGM-FGA	PCT	3-POINT FGM-FGA	PCT	FTM-FTA	PCT	REBS	AVG	AST	PF-DQ	STL	TO	BLK	PTS	AVG
ABA (1 Year)																	
75-76	61	688	154-333	.462	6-23	.261	16-27	.593	140	2.3	35	99-0	16	45	10	330	5.4
NBA (1 Year)																	
76-77	27	171	34-90	.378	—	—	15-17	.882	33	1.2	6	30-0	6	—	5	83	3.1
ABA PLAYOFFS (1 Year)																	
1976	5	18	4-12	.333	2-2	1.000	0-0	.000	2	0.4	0	6-0	1	1	1	10	2.0
NBA PLAYOFFS (1 Year)																	
1977	1	1	2-3	.667	—	—	0-0	.000	0	0.0	0	0-0	0	0	0	4	4.0

WARREN, BOBBY #21 — 6-5 G — Vanderbilt '68 — 7/17/46

How Obtained: From Utah for cash and draft pick, 1/74
How Departed: Traded to New York Nets, with R. Jones, C. Terry, and K. Hughes, for Paultz, 9/8/75

YEAR	GP	MIN	FGM-FGA	PCT	3-POINT FGM-FGA	PCT	FTM-FTA	PCT	REBS	AVG	AST	PF-DQ	STL	TO	BLK	PTS	AVG
ABA (2 Years)																	
73-74	36	486	61-134	.459	0-1	.000	32-35	.914	61	1.7	38	40-0	9	30	5	154	4.3
74-75	71	992	127-265	.479	2-7	.286	77-91	.846	112	1.6	91	109-0	35	68	9	333	4.7
TOT	**107**	**1478**	**188-399**	**.471**	**2-8**	**.250**	**109-126**	**.865**	**173**	**1.6**	**129**	**149-0**	**44**	**98**	**14**	**487**	**4.6**
ABA PLAYOFFS (2 Years)																	
1974	7	133	14-29	.483	0-0	.000	8-8	1.000	21	3.0	9	21-0	2	—	—	36	5.1
1975	1	5	0-1	.000	0-0	.000	0-0	.000	0	0.0	0	0-0	0	1	0	0	0.0
TOT	**8**	**138**	**14-30**	**.467**	**0-0**	**.000**	**8-8**	**1.000**	**21**	**2.6**	**9**	**21-0**	**2**	**1**	**0**	**36**	**4.5**

WASHINGTON, DARIUS #35 — 6-2 G — Memphis '08 — 12/6/85

How Obtained: Signed as free agent, 10/1/07
How Departed: Waived, 12/28/07

YEAR	GP	MIN	FGM-FGA	PCT	3-POINT FGM-FGA	PCT	FTM-FTA	PCT	REBS	AVG	AST	PF-DQ	STL	TO	BLK	PTS	AVG
NBA (1 Year)																	
07-08	18	146	21-48	.438	4-12	.333	7-13	.538	20	1.1	15	16-0	5	14	0	53	2.9

WEATHERSPOON, QUINNDARY #15 — 6-4 G — Mississippi State '19 — 9/10/96

How Obtained: Secound round pick, 2019 NBA Draft, 49th overall
How Departed: Unsigned free agent, 8/21

YEAR	GP	MIN	FGM-FGA	PCT	3-POINT FGM-FGA	PCT	FTM-FTA	PCT	REBS	AVG	AST	PF-DQ	STL	TO	BLK	PTS	AVG
NBA (2 Years)																	
19-20	11	78	5-17	.294	1-5	.200	1-2	.500	7	0.6	11	8-0	3	5	1	12	1.1
20-21	20	121	16-35	.457	1-6	.167	13-16	.813	11	0.6	8	18-1	8	10	2	46	2.3
TOT	**31**	**199**	**21-52**	**.404**	**2-11**	**.182**	**14-18**	**.778**	**18**	**0.6**	**19**	**26-1**	**11**	**15**	**3**	**58**	**1.9**

WEIDNER, BRANT #25 — 6-9 F — William & Mary '83 — 10/28/60

How Obtained: Fourth round pick, 1983 Draft, 90th overall
How Departed: Waived, 7/19/84

NBA (1 Year)					3-POINT											
YEAR	GP	MIN	FGM-FGA	PCT	FGM-FGA	PCT	FTM-FTA	PCT	REBS	AVG	AST	PF-DQ	STL	TO	BLK	PTS	AVG
83-84	8	38	2-9	.222	0-0	.000	4-4	1.000	11	1.4	0	5-0	0	2	2	8	1.0

WELP, CHRISTIAN #42 — 7-0 C — Washington '87 — 1/2/64

How Obtained: From Philadelphia, with Cheeks and Wingate, for Dawkins and Vincent, 8/28/89
How Departed: Traded to Golden State for Blab, 2/22/90

NBA (1 Year)					3-POINT											
YEAR	GP	MIN	FGM-FGA	PCT	FGM-FGA	PCT	FTM-FTA	PCT	REBS	AVG	AST	PF-DQ	STL	TO	BLK	PTS	AVG
89-90	13	56	7-23	.304	0-0	.000	1-2	.500	12	1.0	5	21-0	1	6	0	15	1.2

WEST, DAVID #30 — 6-9 F — Xavier '03 — 8/29/80

How Obtained: Signed as free agent, 7/17/15
How Departed: Unsigned free agent, 7/16

NBA (1 Year)					3-POINT											
YEAR	GP	MIN	FGM-FGA	PCT	FGM-FGA	PCT	FTM-FTA	PCT	REBS	AVG	AST	PF-DQ	STL	TO	BLK	PTS	AVG
15-16	78	1404	244-448	.545	3-7	.429	63-80	.788	309	4.0	143	142-1	44	68	55	554	7.1
NBA PLAYOFFS (1 Year)																	
15-16	10	176	25-55	.455	3-6	.500	5-9	.556	37	3.7	13	19-0	6	7	7	58	5.8

WHATLEY, ENNIS #3 — 6-3 G — Alabama '85 — 8/11/62

How Obtained: (1) Signed 10-day contract, 2/1/86; (2) Signed as free agent, 10/8/92
How Departed: (1) Waived, 2/10/86; (2) Waived, 10/14/92

NBA (1 Year)					3-POINT											
YEAR	GP	MIN	FGM-FGA	PCT	FGM-FGA	PCT	FTM-FTA	PCT	REBS	AVG	AST	PF-DQ	STL	TO	BLK	PTS	AVG
85-86	2	14	1-2	.500	0-0	.000	0-0	.000	0	0.0	3	1-0	0	4	0	2	1.0

WHITE, JAMES #33 — 6-7 G — Cincinnati '06 — 10/22/82

How Obtained: Signed as free agent, 11/3/06
How Departed: Waived, 7/23/07

NBA (1 Year)					3-POINT											
YEAR	GP	MIN	FGM-FGA	PCT	FGM-FGA	PCT	FTM-FTA	PCT	REBS	AVG	AST	PF-DQ	STL	TO	BLK	PTS	AVG
06-07	6	137	18-41	.439	2-7	.286	12-15	.800	20	3.3	5	7-0	3	5	1	50	8.3

WHITEHEAD, JEROME #6 — 6-10 C — Marquette '78 — 9/30/56

How Obtained: From Golden State for S. Jones, 11/22/88
How Departed: Unsigned free agent, 7/1/89

NBA (1 Year)					3-POINT											
YEAR	GP	MIN	FGM-FGA	PCT	FGM-FGA	PCT	FTM-FTA	PCT	REBS	AVG	AST	PF-DQ	STL	TO	BLK	PTS	AVG
88-89	52	580	69-176	.392	0-0	.000	30-45	.667	129	2.5	17	107-1	22	22	4	168	3.2

WHITNEY, CHRIS #20 — 6-0 G — Clemson '93 — 7/23/61

How Obtained: Second round pick, 1993 Draft, 47th overall
How Departed: Waived, 2/23/95

NBA (2 Years)					3-POINT											
YEAR	GP	MIN	FGM-FGA	PCT	FGM-FGA	PCT	FTM-FTA	PCT	REBS	AVG	AST	PF-DQ	STL	TO	BLK	PTS	AVG
93-94	40	339	25-82	.305	10-30	.333	12-15	.800	29	0.7	53	53-0	11	37	1	72	1.8
94-95	25	179	14-47	.298	3-19	.158	11-11	1.0000	13	0.5	28	34-1	4	18	0	42	1.7
TOT	**65**	**518**	**39-129**	**.302**	**13-49**	**.265**	**23-26**	**.885**	**42**	**0.6**	**81**	**85-1**	**15**	**55**	**1**	**114**	**1.8**

WILEY, MICHAEL #33 — 6-9 F — Long Beach State '80 — 10/16/57

How Obtained: Second round pick, 1980 Draft, 39th overall
How Departed: Waived, 10/81

NBA (1 Year)					3-POINT											
YEAR	GP	MIN	FGM-FGA	PCT	FGM-FGA	PCT	FTM-FTA	PCT	REBS	AVG	AST	PF-DQ	STL	TO	BLK	PTS	AVG
80-81	33	271	76-138	.551	0-2	.000	36-48	.750	64	1.9	11	38-1	8	28	6	188	5.7
NBA PLAYOFFS (1 Year)																	
1981	2	4	0-1	.000	0-0	.000	2-2	1.000	0	0.0	0	1-0	0	0	0	2	1.0

WILEY, MORLON #20 — 6-4 G — Long Beach State '85 — 9/24/66

How Obtained: Signed as free agent, 12/17/91
How Departed: Waived, 12/23/91

NBA (1 Year)					3-POINT											
YEAR	GP	MIN	FGM-FGA	PCT	FGM-FGA	PCT	FTM-FTA	PCT	REBS	AVG	AST	PF-DQ	STL	TO	BLK	PTS	AVG
91-92	3	13	3-5	.600	0-0	.000	0-0	.000	1	0.3	1	3-0	0	0	0	6	2.0

WILKINS, DOMINIQUE #21 — 6-8 F — Georgia '83 — 1/12/60

How Obtained: Signed as free agent, 10/4/96
How Departed: Unsigned free agent, 7/1/97

NBA (1 Year)					3-POINT											
YEAR	GP	MIN	FGM-FGA	PCT	FGM-FGA	PCT	FTM-FTA	PCT	REBS	AVG	AST	PF-DQ	STL	TO	BLK	PTS	AVG
96-97	63	1945	397-953	.417	70-239	.293	281-350	.803	402	6.4	119	100-0	39	135	31	1145	18.2

WILKINS, JEFF #45 — 6-10 C/F — Illinois State '77 — 3/9/55

How Obtained: From Utah for J. Cook and Iavaroni, 2/16/86
How Departed: Unsigned free agent, 7/86

NBA (1 Year)					3-POINT											
YEAR	GP	MIN	FGM-FGA	PCT	FGM-FGA	PCT	FTM-FTA	PCT	REBS	AVG	AST	PF-DQ	STL	TO	BLK	PTS	AVG
85-86	27	522	51-134	.381	0-0	.000	28-46	.609	127	4.7	18	71-1	8	20	10	130	4.8
NBA PLAYOFFS (1 Year)																	
1986	3	16	0-1	.000	0-0	.000	0-0	.000	3	1.0	0	6-0	0	0	2	0	0.0

WILKS, MIKE #11 — 5-11 G Rice '01 — 5/7/79

How Obtained: Signed as free agent, 10/27/04
How Departed: Unsigned free agent, 8/05

NBA (1 Year)

YEAR	GP	MIN	FGM-FGA	PCT	3-POINT FGM-FGA	PCT	FTM-FTA	PCT	REBS	AVG	AST	PF-DQ	STL	TO	BLK	PTS	AVG
04-05	48	278	32-77	.416	5-16	.313	12-16	.750	25	0.5	33	26-0	14	14	1	81	1.7

WILLIAMS, BRANDON #11 — 6-6 G Davidson '96 — 2/27/75

How Obtained: Signed as free agent, 1/21/99
How Departed: Unsigned free agent, 8/1/99

NBA (1 Year)

YEAR	GP	MIN	FGM-FGA	PCT	3-POINT FGM-FGA	PCT	FTM-FTA	PCT	REBS	AVG	AST	PF-DQ	STL	TO	BLK	PTS	AVG
98-99	3	4	0-0	.000	0-0	.000	2-4	.500	1	0.3	0	0-0	0	0	0	2	0.7

WILLIAMS, ERIC #55 — 6-8 F Providence '95 — 7/17/72

How Obtained: From Toronto, with Bonner and a second round pick, for Nesterovic, 6/21/06
How Departed: Traded to Charlotte, with a second round pick, for Ely, 2/13/07

NBA (1 Year)

YEAR	GP	MIN	FGM-FGA	PCT	3-POINT FGM-FGA	PCT	FTM-FTA	PCT	REBS	AVG	AST	PF-DQ	STL	TO	BLK	PTS	AVG
06-07	16	88	15-34	.441	8-17	.471	4-7	.571	14	0.9	6	6-0	2	5	0	42	2.6

WILLIAMS, KEVIN #12 — 6-3 G St. John's '83 — 9/11/61

How Obtained: Second round pick, 1983 Draft, 46th overall
How Departed: Waived, 12/12/83

NBA (1 Year)

YEAR	GP	MIN	FGM-FGA	PCT	3-POINT FGM-FGA	PCT	FTM-FTA	PCT	REBS	AVG	AST	PF-DQ	STL	TO	BLK	PTS	AVG
83-84	19	200	25-58	.431	0-1	.000	25-32	.781	13	0.7	43	42-1	8	22	4	75	3.9

WILLIAMS, MONTY #3 — 6-8 F Notre Dame '94 — 10/8/71

How Obtained: From New York, along with Charles Smith, in exchange for Reid, Lohaus and a first round pick, 2/8/96
How Departed: Unsigned free agent, 1/99

NBA (3 Years)

YEAR	GP	MIN	FGM-FGA	PCT	3-POINT FGM-FGA	PCT	FTM-FTA	PCT	REBS	AVG	AST	PF-DQ	STL	TO	BLK	PTS	AVG
95-96	17	122	20-46	.435	0-1	.000	9-12	.750	23	1.4	4	17-0	4	13	2	49	2.9
96-97	65	1345	234-460	.509	0-1	.000	120-186	.645	206	3.2	91	161-1	55	116	52	588	9.0
97-98	72	1314	165-368	.448	1-2	.500	122-182	.670	179	2.5	89	133-1	34	82	24	453	6.3
TOT	**154**	**2781**	**419-874**	**.479**	**1-4**	**.250**	**251-380**	**.661**	**408**	**2.6**	**184**	**311-2**	**93**	**211**	**78**	**1090**	**7.1**
NBA PLAYOFFS (2 Years)																	
1996	7	29	2-9	.222	0-0	.000	3-6	.500	7	1.0	0	4-0	0	4	0	7	1.0
1998	5	28	5-8	.625	0-0	.000	2-3	.667	6	1.2	1	2-0	0	4	0	12	2.4
TOT	**12**	**57**	**7-17**	**.412**	**0-0**	**.000**	**5-9**	**.556**	**13**	**1.1**	**1**	**6-0**	**0**	**8**	**0**	**19**	**1.6**

WILLIAMS, RAY #11 — 6-3 G Minnesota '77 — 10/14/54

How Obtained: Signed as free agent, 2/11/86
How Departed: Waived, 3/28/86

NBA (1 Year)

YEAR	GP	MIN	FGM-FGA	PCT	3-POINT FGM-FGA	PCT	FTM-FTA	PCT	REBS	AVG	AST	PF-DQ	STL	TO	BLK	PTS	AVG
85-86	23	397	50-131	.382	2-6	.333	62-64	.969	37	1.6	111	64-1	28	51	3	164	7.1

WILLIAMS, REGGIE #2 — 6-7 F Georgetown '87 — 3/5/64

How Obtained: Signed as free agent, 3/5/90
How Departed: Waived, 12/24/90

NBA (1 Year)

YEAR	GP	MIN	FGM-FGA	PCT	3-POINT FGM-FGA	PCT	FTM-FTA	PCT	REBS	AVG	AST	PF-DQ	STL	TO	BLK	PTS	AVG
89-90	10	68	19-42	.452	0-5	.000	4-6	.667	8	0.8	5	16-0	1	4	3	42	4.2
90-91	22	354	61-127	.480	14-26	.538	35-41	.854	59	2.7	46	64-2	20	36	11	171	7.8
TOT	**32**	**422**	**80-169**	**.473**	**14-31**	**.452**	**39-47**	**.830**	**67**	**2.1**	**51**	**80-2**	**21**	**40**	**14**	**213**	**6.7**
NBA PLAYOFFS (1 Year)																	
1990	9	49	9-27	.333	0-2	.000	2-2	1.000	11	1.2	3	8-0	2	5	0	20	2.2

WILLIAMS, REGGIE #55 — 6-6 F VMI '09 — 9/14/86

How Obtained: Signed 10-Day Contract, 1/28/15, Signed 10-Day Contract 2/8/15, Signed for season, 2/20/15
How Departed:

NBA (1 Year)

YEAR	GP	MIN	FGM-FGA	PCT	3-POINT FGM-FGA	PCT	FTM-FTA	PCT	REBS	AVG	AST	PF-DQ	STL	TO	BLK	PTS	AVG
14-15	20	105	15-39	.385	3-19	.158	4-4	1.000	17	0.9	10	12-0	1	2	0	37	1.9

WILLIS, KEVIN #42 — 7-0 C Michigan St. '84 — 9/6/62

How Obtained: Signed as free agent, 8/26/02
How Departed: Unsigned free agent, 7/14/04

NBA (2 Years)

YEAR	GP	MIN	FGM-FGA	PCT	3-POINT FGM-FGA	PCT	FTM-FTA	PCT	REBS	AVG	AST	PF-DQ	STL	TO	BLK	PTS	AVG
02-03	71	840	123-257	.479	0-2	.000	51-83	.614	226	3.2	24	120-1	20	60	20	297	4.2
03-04	48	373	70-150	.467	0-1	.000	24-39	.615	98	2.0	11	61-0	21	32	9	164	3.4
TOT	**119**	**1213**	**193-407**	**.474**	**0-3**	**.000**	**75-122**	**.615**	**324**	**2.7**	**35**	**181-1**	**41**	**92**	**29**	**461**	**3.9**
NBA PLAYOFFS (2 Years)																	
2003	18	91	21-40	.525	1-1	1.000	3-3	1.000	31	1.7	2	16-0	1	8	1	46	2.6
2004	7	25	3-8	.375	0-1	.000	0-1	.000	6	0.9	0	5-0	1	0	0	6	0.9
TOT	**25**	**116**	**24-48**	**.500**	**1-2**	**.500**	**3-4**	**.750**	**37**	**1.5**	**2**	**21-0**	**2**	**8**	**1**	**52**	**2.1**

WILLOUGHBY, BILL #33 — 6-8 F Dwight Morrow H.S. (N.J.) — 5/20/57

How Obtained: Signed as a veteran free agent (Houston received a second round pick in '85), 10/18/82
How Departed: Waived, 2/10/83

NBA (1 Year)

YEAR	GP	MIN	FGM-FGA	PCT	3-POINT FGM-FGA	PCT	FTM-FTA	PCT	REBS	AVG	AST	PF-DQ	STL	TO	BLK	PTS	AVG
82-83	52	1062	136-295	.461	6-13	.462	41-53	.774	190	3.7	56	123-0	24	54	16	319	6.1

WILSON, RICK #15 — 6-3 G — George Mason '86 — 7/16/64

How Obtained: Signed as free agent, 3/21/88
How Departed: Unsigned free agent, 7/88

NBA (1 Year)					3-POINT												
YEAR	GP	MIN	FGM-FGA	PCT	FGM-FGA	PCT	FTM-FTA	PCT	REBS	AVG	AST	PF-DQ	STL	TO	BLK	PTS	AVG
87-88	18	373	36-99	.364	9-25	.360	23-29	.793	26	1.4	63	34-0	17	21	3	104	5.8
NBA PLAYOFFS (1 Year)																	
1988	2	9	0-2	.000	0-0	.000	0-0	.000	0	0.0	1	2-0	0	1	0	0	0.0

WINGATE, DAVID #25 — 6-5 G — Georgetown '86 — 12/15/63

How Obtained: From Philadelphia, with Cheeks and Welp, for Dawkins and Vincent, 8/28/89
How Departed: Waived, 6/28/91

NBA (2 Years)					3-POINT												
YEAR	GP	MIN	FGM-FGA	PCT	FGM-FGA	PCT	FTM-FTA	PCT	REBS	AVG	AST	PF-DQ	STL	TO	BLK	PTS	AVG
89-90	78	1856	220-491	.448	0-13	.000	87-112	.777	195	2.5	208	154-2	89	127	18	527	6.8
90-91	25	563	53-138	.384	1-9	.111	29-41	.707	75	3.0	46	66-0	19	42	5	136	5.4
TOT	**103**	**2419**	**273-629**	**.434**	**1-22**	**.045**	**116-153**	**.758**	**270**	**2.6**	**254**	**220-2**	**108**	**169**	**23**	**663**	**6.4**
NBA PLAYOFFS (2 Years)																	
1990	10	293	40-77	.519	2-3	.667	9-12	.750	37	3.7	38	34-1	18	14	3	91	9.1
1991	3	38	6-12	.500	0-0	.000	2-3	.667	3	1.0	1	8-1	1	1	0	14	4.7
TOT	**13**	**331**	**46-89**	**.517**	**2-3**	**.667**	**11-15**	**.733**	**40**	**3.1**	**39**	**42-1**	**19**	**15**	**3**	**105**	**8.1**

WISE, SKIP #10 — 6-2 G — Clemson '75 — 7/25/55

How Obtained: Signed as free agent, 10/75
How Departed: Waived, 12/75

ABA (1 Year)					3-POINT												
YEAR	GP	MIN	FGM-FGA	PCT	FGM-FGA	PCT	FTM-FTA	PCT	REBS	AVG	AST	PF-DQ	STL	TO	BLK	PTS	AVG
75-76	2	10	2-4	.500	0-0	.000	0-0	.000	3	1.5	1	4-0	0	2	0	4	2.0

WOOD, DAVID #10 — 6-8 F — Nevada-Reno '87 — 11/30/64

How Obtained: From Houston for a second round pick in '95, 10/6/92
How Departed: Traded to Detroit, with Elliott, for Rodman and Morris, 10/1/93

NBA (1 Year)					3-POINT												
YEAR	GP	MIN	FGM-FGA	PCT	FGM-FGA	PCT	FTM-FTA	PCT	REBS	AVG	AST	PF-DQ	STL	TO	BLK	PTS	AVG
92-93	64	598	52-117	.444	5-21	.238	46-55	.836	97	1.5	34	93-1	13	29	12	155	2.4
NBA PLAYOFFS (1 Year)																	
1993	5	20	2-4	.500	1-1	1.000	0-0	.000	3	0.6	1	7-0	0	0	0	5	1.0

WOOD, LEON #1 — 6-2 G — Cal State-Fullerton '84 — 3/25/62

How Obtained: Signed as free agent, 11/12/87
How Departed: Waived, 2/17/88

NBA (1 Year)					3-POINT												
YEAR	GP	MIN	FGM-FGA	PCT	FGM-FGA	PCT	FTM-FTA	PCT	REBS	AVG	AST	PF-DQ	STL	TO	BLK	PTS	AVG
87-88	38	830	120-282	.426	43-108	.398	69-91	.758	51	1.3	155	44-0	22	34	1	352	9.3

YONAKOR, RICH #43 — 6-10 F — North Carolina '80 — 10/3/58

How Obtained: (1) Third round pick, 1980 Draft, 61st overall; (2) Signed 10-day contract, 3/8/82; Signed for season, 3/29/82
How Departed: (1) Traded to Cleveland, with Silas, for a second round pick in '82 and cash, 6/16/81; (2) Waived, 10/82

NBA (1 Year)					3-POINT												
YEAR	GP	MIN	FGM-FGA	PCT	FGM-FGA	PCT	FTM-FTA	PCT	REBS	AVG	AST	PF-DQ	STL	TO	BLK	PTS	AVG
81-82	10	70	14-26	.538	0-0	.000	5-7	.714	27	2.7	3	7-0	1	2	2	33	3.3
NBA PLAYOFFS (1 Year)																	
1982	2	4	1-2	.500	0-0	.000	0-0	.000	1	0.5	1	1-0	1	0	0	2	1.0

ZEVENBERGEN, PHIL #41 — 6-10 F — Washington '87 — 4/13/64

How Obtained: Fourth round pick, 1987 Draft, 50th overall
How Departed: Waived, 11/3/88

NBA (1 Year)					3-POINT												
YEAR	GP	MIN	FGM-FGA	PCT	FGM-FGA	PCT	FTM-FTA	PCT	REBS	AVG	AST	PF-DQ	STL	TO	BLK	PTS	AVG
87-88	8	58	15-27	.556	0-0	.000	0-2	.000	13	1.6	3	12-0	3	4	1	30	3.8
NBA PLAYOFFS (1 Year)																	
1988	1	1	0-0	.000	0-0	.000	0-0	.000	0	0.0	0	0-0	0	0	0	0	0.0

FRANCHISE RECORDS

SPURS ABA RECORDS

POINTS

Spurs Individual	51	George Gervin vs. Memphis	02/05/75
Spurs Team	160	vs. Carolina	12/22/70
Opponent Individual	58	George McGinnis vs. Indiana	11/28/72
Opponent Team	162	vs. Washington (2OT)	03/13/70

FIELD GOALS MADE

Spurs Individual	23	George Gervin vs. Memphis	02/05/75
Spurs Team	63	vs. Denver	01/19/71
Opponent Individual	22	George McGinnis vs. Indiana	11/28/72
Opponent Team	61	two times	

FIELD GOALS ATTEMPTED

Spurs Individual	35	Bird Averitt vs. San Diego	02/17/74
Spurs Team	125	vs. Denver	03/05/71
Opponent Individual	36	Chuck Williams, vs. Pittsburgh	11/08/69
Opponent Team	131	vs. Miami	02/10/70

3-PT FIELD GOALS MADE

Spurs Individual	6	Joe Hamilton vs. Memphis	03/28/73
Spurs Team	9	vs. Indiana	11/20/70
Opponent Individual	9	Louie Dampier, Kentucky	02/07/70
Opponent Team	11	Indiana	04/01/74

3-PT FIELD GOALS ATTEMPTED

Spurs Individual	13	Glen Combs vs. Los Angeles	01/20/70
Spurs Team	19	vs. Denver	03/05/71
Opponent Individual	18	Mike Butler vs. New Orleans	02/06/70
Opponent Team	28	vs. Minnesota	02/12/69

FREE THROWS MADE

Spurs Individual	17	three times	
Spurs Team	47	vs. Kentucky	02/20/70
Opponent Individual	18	Jimmy Jones, New Orleans	02/17/68
Opponent Team	42	two times	

FREE THROWS ATTEMPTED

Spurs Individual	19	three times	
Spurs Team	61	vs. New York	12/10/69
Opponent Individual	25	two times	
Opponent Team	62	Minnesota	12/05/67

REBOUNDS

Spurs Individual	35	Manny Leaks vs. Kentucky	11/27/70
Spurs Team	80	vs. San Diego	04/01/75
Opponent Individual	33	Billy Paultz, New York	12/17/71
Opponent Team	93	Denver	04/08/70

ASSISTS

Spurs Individual	16	Glen Combs vs. Miami	02/10/70
Spurs Team	47	vs. Indiana	01/29/76
Opponent Individual	22	Johnny Neumann, at Memphis	03/27/73
Opponent Team	41	at Utah	11/10/70

BLOCKS

Spurs Individual	8	George Johnson vs. Miami	12/01/71
Spurs Team	20	vs. Kentucky	12/13/75

STEALS

Spurs Individual	8	Charles Beasley vs. New Orleans	11/30/68

POINTS

Game	71	David Robinson at L.A. Clippers	04/24/94
1st Half	53	George Gervin at New Orleans	04/09/78
2nd Half	47	David Robinson at L.A. Clippers	04/24/94
1st Quarter	22	LaMarcus Aldridge at Memphis	12/23/19
2nd Quarter	33	George Gervin at New Orleans	04/09/78
3rd Quarter	22	George Gervin vs. Indiana	03/19/83
		George Gervin vs. San Diego	11/08/78
		George Gervin vs. Houston	03/30/79
4th Quarter	28	David Robinson at L.A. Clippers	04/24/94
Consecutive	24	Manu Ginobili at Atlanta	02/21/07
HemisFair Arena Points	53	George Gervin vs. Denver	01/08/80
Alamodome Points	53	Tim Duncan vs. Dallas	12/26/01
AT&T Center Points	56	LaMarcus Aldridge vs. Oklahoma City	01/10/19
Season	2,585	George Gervin	1979–80
Career	26,496	Tim Duncan	1997–16
Season Average	33.1	George Gervin	1979–80
Career Average	27.3	George Gervin	1976–85
1,000 Pt. Seasons	17	Tim Duncan	1997–16
Consecutive 20 Pt. Games	55	George Gervin	1981–82
Consecutive 30 Pt. Games	10	George Gervin	1979–80
Consecutive Double Figure Games	406	George Gervin	1978–83

FIELD GOALS MADE

Game	26	David Robinson at L.A. Clippers	04/24/94
Half	19	George Gervin at New Orleans (1st)	04/09/78
Quarter	12	George Gervin at New Orleans (2nd)	04/09/78
Season	1,024	George Gervin	1979–80
Career	10,285	Tim Duncan	1997–2016

FIELD GOALS ATTEMPTED

Game	49	George Gervin at New Orleans	04/09/78
Half	34	George Gervin at New Orleans (1st)	04/09/78
Quarter	20	George Gervin at New Orleans (2nd)	04/09/78
Season	1,987	George Gervin	1981–82
Career	20,334	Tim Duncan	1997–2016

FIELD GOAL PERCENTAGE

Game	1.000	Fabricio Oberto vs. Phoenix (11-11)	11/08/06
Season	.632	Steve Johnson (362-573)	1985–86
Career	.620	Artis Gilmore (2,208-3,562)	1982–87

3-PT FIELD GOALS MADE

Game	9	Chuck Person at Vancouver	12/30/97
Half	7	Bryn Forbes at Phoenix (1st)	01/20/20
Quarter	6	Most Recent, Bryn Forbes at Phoenix (2nd)	01/20/20
Season	191	Danny Green	2014-15
Career	1,495	Manu Ginobili	2002–2018

3-PT FIELD GOALS ATTEMPTED

Game	16	Jaren Jackson vs. Dallas	11/20/99
Half	10	Jaren Jackson vs. Dallas (1st)	11/20/99
Quarter	7	Most recent, Patty Mills at Minnesota (4th)	01/10/21
Season	463	Chuck Person	1995–96
Career	4,055	Manu Ginobili	2002–2018

3-PT FIELD GOAL PERCENTAGE

High Game	1.000	Steve Smith at Portland (8-8)	11/03/01
Low Game	.000	Chuck Person at Minnesota (0-7)	11/11/97
Season	.472	Steve Smith (116-246)	2001–2002
Career	.413	Matt Bonner (656-1588)	2006-2016

FREE THROWS MADE

Game	18	Most recent, Manu Ginobili at Phoenix	01/29/09
Half	15	George Gervin at New Orleans (1st)	04/09/78
Quarter	11	Manu Ginobili vs. Memphis (4th)	02/27/11
Season	693	David Robinson	1993–94
Career	6,035	David Robinson	1989–2003

FREE THROWS ATTEMPTED

Game	25	David Robinson at. L.A. Clippers	04/24/94
Half	19	David Robinson at L.A. Clippers (2nd)	04/24/94
Quarter	12	Most recent, Manu Ginobili vs. Memphis (4th)	02/27/11
Season	925	David Robinson	1993–94
Career	8,468	Tim Duncan	1997-2016

SPURS INDIVIDUAL RECORDS

FREE THROW PERCENTAGE

Game	1.000	Manu Ginobili at Phoenix (18-18)	01/29/09
Season	.918	Michael Finley (90-98)	2006–07
Career	.846	Kawhi Leonard (1,267-1,497)	2011-2018

REBOUNDS

Game	32	Dennis Rodman vs. Dallas	01/22/94
Half	20	Dennis Rodman vs. Dallas (1st)	01/22/94
Quarter	15	Dennis Rodman vs. Golden State (3rd)	02/26/95
Season	1,367	Dennis Rodman	1993–94
Career	15,091	Tim Duncan	1997–2016

OFFENSIVE REBOUNDS

Game	16	Terry Cummings at Golden State	02/28/90
Half	10	Most recent, Will Perdue at Sacramento (1st)	04/14/97
Quarter	8	Dennis Rodman at Indiana (4th)	01/22/95
Season	453	Dennis Rodman	1993–94
Career	3,859	Tim Duncan	1997–2016

DEFENSIVE REBOUNDS

Game	23	Most recent, Tim Duncan at Miami	02/01/03
Half	14	Most recent, Tim Duncan at Miami (1st)	02/01/03
Quarter	10	Most recent, Tim Duncan at Miami (1st)	02/01/03
Season	914	Dennis Rodman	1993–94
Career	11,232	Tim Duncan	1997–2016

ASSISTS

Game	24	John Lucas vs. Denver	04/15/84
Half	14	Most recent, Avery Johnson vs. Vancouver (2nd)	12/17/97
Quarter	14	John Lucas vs. Denver (2nd)	04/15/84
Season	816	Johnny Moore	1984–85
Career	6,829	Tony Parker	2001-2018

TURNOVERS

Game	11	Most recent, Artis Gilmore at Dallas	04/16/83
Half	9	Artis Gilmore at Dallas (2nd)	04/16/83
Quarter	6	Artis Gilmore at Dallas (3rd)	04/16/83
Season	306	George Gervin	1977–78
Career	3,380	Tim Duncan	1997–2016

STEALS

Game	11	Larry Kenon at Kansas City	12/26/76
Half	7	Most recent, Alvin Robertson vs. Miami (1st)	04/04/89
Quarter	7	Alvin Robertson vs. Detroit (1st)	03/25/88
Season	301	Alvin Robertson	1985–86
Career	1,392	Manu Ginobili	2002-2018

BLOCKS

Game	13	George Johnson vs. Golden State	02/24/81
Half	11	George Johnson vs. Golden State (2nd)	02/24/81
Quarter	7	David Robinson vs. Minnesota (4th)	02/02/96
Season	320	David Robinson	1990–91
Career	3,020	Tim Duncan	1997-2016

SPURS TEAM RECORDS

POINTS

HIGHS	Overtime Game	171	vs. Milwaukee (3OT)	03/06/82
	Regulation Game	163	vs. San Diego	11/08/78
	1st Half	89	at Washington	03/20/77
	2nd Half	91	at Denver	01/11/84
	1st Quarter	47	vs. Denver	04/22/93
	2nd Quarter	50	at Houston	11/17/84
	3rd Quarter	47	vs. Boston	02/14/79
	4th Quarter	53	at Denver	01/11/84
	1st Overtime	20	at Seattle	01/30/77
	2nd Overtime	17	at Dallas	12/09/08
	3rd Overtime	14	Most recent, vs. Atlanta	03/20/84
	Season	9,862	(120.3 ppg)	1983–84
LOWS	Game	64	Most recent, at Utah	04/04/08
	1st Half	28	at Houston	01/15/05
	2nd Half	25	at Philadelphia	02/11/11
	1st Quarter	5	vs. Atlanta	02/25/08
	2nd Quarter	8	at Houston	12/01/01
	3rd Quarter	9	Most recent, at Boston	04/04/12
	4th Quarter	8	Most recent, at New Orleans	03/12/08

1st Overtime	4	Most recent, vs. Philadelphia	05/02/21
2nd Overtime	5	vs. L.A. Lakers	10/26/85
3rd Overtime	5	vs. Memphis	12/17/14
Season	7,418	(90.5 ppg)	1996–97
Largest Margin of Victory	51	at Philadelphia	12/07/15
Largest Margin of Defeat	46	at Phoenix	04/15/89

FIELD GOALS MADE

HIGHS	Game	68	vs. San Diego	11/08/78
			vs. Milwaukee (3OT)	03/06/82
	Half	36	vs. Boston (2nd)	02/14/79
	Quarter	22	vs. Boston (3rd)	02/14/79
	Season	3,927		1978–79
LOWS	Game	21	at Miami	02/01/03
	Half	8	Most recent, at Utah (2nd)	04/04/08
	Quarter	1	vs. Atlanta (1st)	02/25/08
	Season	1740		1998–99

FIELD GOALS ATTEMPTED

HIGHS	Game	127	at Golden State	02/28/90
	Half	68	at Denver (1st)	02/04/81
	Quarter	39	at Denver (1st)	02/04/81
	Season	7,760		1978–79
LOWS	Game	56	at Miami	02/01/03
	Half	24	vs. Cleveland (2nd)	11/01/97
	Quarter	9	vs. Cleveland (3rd)	11/01/97
	Season	6,187		1997–98

FIELD GOAL PERCENTAGE

HIGHS	Game	.707	at Dallas (53-75)	04/16/83
	Half	.839	vs. Cleveland (26-31) (1st)	12/11/04
	Quarter	.950	at Houston (19-20) (1st)	03/08/86
	Season	.513	(3,698-7,202)	1984–85
LOWS	Game	.239	at Toronto (22-92)	02/07/02
	Half	.220	at Seattle (9-41) (2nd)	03/06/81
	Quarter	.059	vs. Atlanta (1-17) (1st)	02/25/08
	Season	.442	(2,842-6,434)	2003–04

3-PT FIELD GOALS MADE

HIGHS	Game	20	Most recent, at L.A. Clippers	01/05/21
	Half	12	Most recent, vs. Milwaukee (1st)	05/10/21
	Quarter	8	Most recent, at Portland (4th)	01/18/21
	Season High	812		2018-19
	Season Low	15		1980–81

3-PT FIELD GOALS ATTEMPTED

HIGHS	Game	42	vs. New York	03/02/21
	Half	24	Most recent, at Denver	12/18/12
	Quarter	14	Most recent, vs. New York (3rd)	03/02/21
	Season High	2,071		2018-19
	Season Low	85		1980–81

3-PT FIELD GOAL PERCENTAGE

HIGHS	Game	1.000	vs. Milwaukee (6-6)	12/22/90
	Half	1.000	vs. Oklahoma City (10-10) (1st)	01/10/19
	Season	.407	(445-1094)	2000–01
LOWS	Game	.000	at Dallas (0-12)	04/07/05
	Half	.000	Most recent, at Houston (0-12) (1st)	11/06/14
	Season	.176	(15-85)	1980–81

FREE THROWS MADE

HIGHS	Game	45	Most recent, vs. Kansas City	11/17/83
	Half	29	vs. Dallas (2nd)	11/29/84
	Quarter	21	at Denver (4th)	04/10/10
	Season	2,052		1980–81
LOWS	Game	2	vs. Dallas	11/20/99
	Half	0	Most recent, at Detroit (1st)	03/15/21
	Quarter	0	Numerous Times	
	Season	988		1988–99

FREE THROWS ATTEMPTED

HIGHS	Game	57	vs. Kansas City	11/17/83
	Half	40	at Denver (2nd)	04/10/10
	Quarter	28	at Denver (4th)	04/10/10
	Season	2,668		1980–81
LOWS	Game	5	Most recent, at Detroit	03/15/21
	Half	0	Most recent, at Minnesota (1st)	03/21/17
	Quarter	0	Numerous Times	
	Season	1,415		1998–99

FREE THROW PERCENTAGE

HIGHS	Game	1.000	at Dallas (26-26)	12/20/14
	Half	1.000	Most recent, vs. Minnesota (20-20) (1st)	04/17/13
	Quarter	1.000	vs. New Orleans (18-18) (4th)	08/09/20
	Season	.819	(1,408-1,720)	2018–19
LOWS	Game	.316	vs. L.A. Clippers (6-19)	12/13/05
	Half	.000	Numerous Times	
	Season	.681	(1,409-2,069)	2003–04

REBOUNDS

HIGHS	Game	75	vs. Houston (2OT)	01/04/92
	Half	42	vs. Denver (2nd)	04/08/97
	Quarter	25	vs. Houston (4th)	04/01/83
	Season	3,886	(47.4 rpg)	1980–81
LOWS	Game	25	Most recent, at Portland	11/20/06
	Half	7	vs. Boston (1st)	03/13/86
	Quarter	1	vs. New York	01/02/14
	Season	3,170		2019-20

OFFENSIVE REBOUNDS

HIGHS	Game	37	at Golden State	02/28/90
	Half	25	vs. Denver (2nd)	04/08/97
	Quarter	15	vs. Denver (4th)	04/08/97
	Season	1,304		1980–81
LOWS	Game	0	at Utah	01/23/02
	Half	0	Most recent, vs. L.A. Clippers (2nd)	03/25/21
	Quarter	0	Numerous Times	
	Season	640		2019-20

DEFENSIVE REBOUNDS

HIGHS	Game	52	Most recent, at Phoenix	12/14/19
	Half	29	at Phoenix (1st)	12/14/19
	Quarter	18	vs. Houston (4th)	04/01/83
	Season	2,910		2018-19
LOWS	Game	15	Most recent, at Portland	11/21/86
	Half	3	vs. Boston (1st)	03/13/86
	Quarter	0	Most recent, at Utah (3rd)	02/18/89
	Season	2,129		1996–97

ASSISTS

HIGHS	Game	50	vs. Denver	04/15/84
	Half	27	Most recent, vs. Denver (2nd)	12/18/87
	Quarter	19	vs. Denver (2nd)	04/15/84
	Season	2,361		1983–84
LOWS	Game	8	at Utah	04/04/08
	Half	1	at Cleveland (2nd)	01/02/07
	Quarter	0	Most recent, at Brooklyn (1st)	05/12/21
	Season	1,636		2002–03

TURNOVERS

HIGHS	Game	40	Most recent, at Golden State	02/15/89
	Half	26	at Golden State (2nd)	02/15/89
	Quarter	17	Most recent, at Golden State (3rd)	02/15/89
	Season	1,689		1988–89
LOWS	Game	3	vs. Orlando	11/21/07
	Half	0	Most recent, vs. Atlanta (2nd)	04/01/21
	Quarter	0	Numerous Times	
	Season	821		2020-21

STEALS

HIGHS	Game	22	vs. Miami	01/23/89
	Half	13	Most recent, vs. Utah (2nd)	01/15/85
	Quarter	11	at Denver (2nd)	04/20/89
	Season	961		1988–89
LOWS	Game	0	Most recent, at New Jersey	02/14/11
	Half	0	Numerous Times	
	Season	474		2008–09

BLOCKS

HIGHS	Game	20	Most recent, vs. Chicago	11/26/99
	Half	15	vs. Golden State (2nd)	02/24/81
	Quarter	9	Most recent, vs. Philadelphia (3rd)	02/28/98
	Season	643		1980–81
LOWS	Game	0	Numerous Times	
	Season	325		1986–87

PERSONAL FOULS

HIGHS	Game	45	vs. Utah	11/08/97
	Half	28	at L.A. Lakers (2nd)	11/26/89
	Quarter	15	at Houston (4th)	04/10/15
	Season	2,217		1981–82
LOWS	Game	7	at Houston	04/13/84
	Half	1	vs. Brooklyn (1st)	11/22/14
	Quarter	0	Numerous Times	
	Season	1,408		2017-18

WINS

Most Consecutive Wins	19	2013-14
Most Consecutive Home Wins	39	2015-16
Most Consecutive Road Wins	9	2005–06
Most Wins, Season	67	2015-16
Most Home Wins, Season	40	2015-16
Most Road Wins, Season	30	2016-17

OPPONENT RECORDS

POINTS

INDIVIDUAL	Game	61	James Harden at Houston	03/22/19
	1st Half	37	James Harden at Houston	03/22/19
	2nd Half	35	Billy Knight vs. Indiana	11/11/80
	1st Quarter	27	James Harden at Houston	03/22/19
	2nd Quarter	20	Most recent, Wally Szczerbiak at Seattle	11/25/07
	3rd Quarter	20	Michael Jordan at Chicago	01/17/92
	4th Quarter	26	Stephon Marbury at Phoenix	11/29/02
TEAM HIGHS	Game	166	vs. Milwaukee (3OT)	03/06/82
	1st Half	90	vs. Denver	11/07/90
	2nd Half	87	vs. Atlanta	11/27/79
	1st Quarter	49	at Portland	11/25/90
	2nd Quarter	46	at Phoenix	04/15/89
	3rd Quarter	49	at Golden State	02/06/19
	4th Quarter	48	at Portland	01/09/77
	Season	9,884	(120.5 ppg)	1983–84
TEAM LOWS	Game	55	at Indiana	03/29/98
	1st Half	22	vs. Denver	11/27/02
	2nd Half	21	at Indiana	03/29/98
	1st Quarter	3	vs. Denver	11/27/02
	2nd Quarter	7	vs. Memphis	10/30/13
	3rd Quarter	5	vs. Brooklyn	12/31/12
	4th Quarter	6	vs. Toronto	11/01/02
	Season	6,909	(84.3 ppg)	2003–04

FIELD GOALS MADE

INDIVIDUAL	Game	24	Purvis Short at Golden State	01/07/84
	Half	14	Purvis Short at Golden State (2nd)	01/07/84
	Quarter	11	Stephon Marbury at Phoenix (4th)	11/29/02
TEAM HIGHS	Game	68	Most recent, vs. Milwaukee	03/06/82
	Half	40	vs. Atlanta (1st)	11/27/79
	Season	4,000		1979–80
TEAM LOWS	Game	19	vs. Utah	11/08/97
	Half	7	vs. Sacramento (1st)	11/02/07
	Season	2,613		2003–04

FIELD GOALS ATTEMPTED

INDIVIDUAL	Game	41	Kobe Bryant at L.A. Lakers	02/14/03
	Half	22	Stephon Marbury at Phoenix (2nd)	11/29/02
	Quarter	15	Most recent, Al Harrington vs. Atlanta (1st)	11/15/05
TEAM HIGHS	Game	130	at Houston	04/13/84
	Half	65	at Utah (2nd)	02/23/84
	Quarter	35	at Utah (3rd)	02/23/84
	Season	8,075		1976–77
TEAM LOWS	Game	56	at Memphis	02/24/06
	Half	26	at New York (2nd)	02/08/08
	Quarter	10	vs. Miami (4th)	03/31/13
	Season	6,359		2004–05

FIELD GOAL PERCENTAGE

INDIVIDUAL HIGH	Game	1.000	Most recent, Devin Harris (8-8) at Dallas	11/05/05
INDIVIDUAL LOW	Game	.000	Tim Hardaway vs. Golden State (0-17)	12/21/91
TEAM HIGHS	Game	.663	at Denver (57-86)	01/02/76
	Season	.507	(3,704-7,310)	1986–87
TEAM LOWS	Game	.259	vs. Detroit (21-81)	02/21/99
	Half	.186	at Phoenix (1st, 8-43)	02/28/15
	Season	.409	(2,613-6,388)	2003–04

3-PT FIELD GOALS MADE

INDIVIDUAL	Game	9	James Harden at Houston	03/22/19
	Half	6	Most recent, Damyean Dotson at New York (2nd)	02/24/19
	Quarter	5	Most recent, Kevin Love vs. Minnesota (3rd)	12/13/13
TEAM HIGHS	Game	22	vs. Houston	11/30/18
	Half	14	vs. Denver (2nd)	03/04/19
	Quarter	9	vs. Indiana (2nd)	03/02/20
	Season	961		2018-19
TEAM LOWS	Game	0	Numerous Times	
	Season	45		1980–81

3-PT FIELD GOALS ATTEMPTED

INDIVIDUAL	Game	19	James Harden at Houston	12/22/18
	Half	12	James Harden at Houston (2nd)	12/22/18
	Quarter	10	George McCloud at Dallas (4th)	03/29/96
TEAM HIGHS	Game	54	Most recent, at Houston	12/22/18
	Half	31	vs. Houston (2nd)	08/11/20
	Quarter	19	vs. Utah (1st)	08/13/20
	Season	2,678		2018-19
TEAM LOWS	Game	0	Numerous Times	
	Season	700		1991-92

3-PT FIELD GOAL PERCENTAGE

INDIVIDUAL	High Game	1.000	Kyrie Irving, vs. Cleveland (7-7)	03/12/15
	Low Game	.000	Most recent, Baron Davis at Golden State (0-7)	03/26/07
TEAM HIGHS	Game	1.000	at Oklahoma City (3-3)	04/12/91
	Season	.387	(552-1,425)	1996–97
TEAM LOWS	Game	.000	vs. Sacramento (0-13)	11/29/00
	Season	.241	(52-216)	1983–84

FREE THROWS MADE

INDIVIDUAL	Game	20	Most recent, Moses Malone at Washington	03/14/88
	Half	14	Jay Vincent at Dallas (1st)	03/19/85
	Quarter	10	Most recent, Giannis Antetokounmpo at Milwaukee (4th)	11/24/18
TEAM HIGHS	Game	46	at Denver	12/26/84
	Half	29	vs. Minnesota (1st)	01/17/17
	Season	2,105		1988–89
TEAM LOWS	Game	3	Most recent, vs. Atlanta	11/20/17
	Half	0	Most recent, at Portland (1st)	02/06/20
	Season	1,175		2017-18

FREE THROWS ATTEMPTED

INDIVIDUAL	Game	28	DeAndre Jordan, at LA Clippers	02/19/15
	Half	26	Josh Smith at Houston (2nd)	04/10/15
	Quarter	16	Josh Smith at Houston (4th)	04/10/15
TEAM HIGHS	Game	58	vs. Utah	03/29/97
	Half	37	vs. Utah (2nd)	03/29/97
	Season	2,714		1988–89
TEAM LOWS	Game	4	Most recent, vs. Phoenix	05/16/21
	Half	0	Most recent, at Miami (1st)	01/15/20
	Season	1,549		2017-18

FREE THROW PERCENTAGE

INDIVIDUAL	Game	1.000	Dominique Wilkins, vs. Atlanta (18-18)	01/13/88
TEAM HIGHS	Game	1.000	at Minnesota (26-26)	01/10/15
	Season	.777	(1,283-1,651)	2001–02
TEAM LOWS	Game	.313	vs. Denver (5-16)	04/18/07
	Season	.714	(1,491-2,089)	1994–95

REBOUNDS

INDIVIDUAL	Game	30	Andrew Bynum vs. L.A. Lakers	04/11/12
	Half	17	Most recent, Moses Malone at Houston (1st)	04/07/79
	Quarter	11	Most recent, Marcus Camby at Denver (2nd)	10/29/03
TEAM HIGHS	Game	77	at Houston (OT)	04/13/84
	Half	40	Most recent, at Denver (1st)	12/11/79
	Quarter	24	Most recent, vs. Golden State (4th)	02/24/81
	Season	4,016		1976–77
TEAM LOWS	Game	22	vs. Seattle	04/03/07
	Half	7	vs. Detroit (1st)	02/17/98
	Quarter	1	vs. L.A. Clippers (1st)	01/04/14
	Season	3,207		2006–07

OFFENSIVE REBOUNDS

INDIVIDUAL	Game	15	Moses Malone at Houston	04/07/79
	Half	10	Jahidi White at Washington (2nd)	01/15/02
	Quarter	7	Jahidi White at Washington (3rd)	01/15/02
TEAM HIGHS	Game	35	at Houston (OT)	04/13/84
	Half	19	at Dallas (1st)	04/16/83
	Season	1,345		1977–78
TEAM LOWS	Game	1	Most recent, at Miami	02/09/16
	Half	0	Most recent, vs. Phoenix (1st)	05/15/21
	Season	745		2008–09

DEFENSIVE REBOUNDS

INDIVIDUAL	Game	25	Artis Gilmore at Chicago	12/22/78
	Half	14	Artis Gilmore at Chicago (1st)	12/22/78
TEAM HIGHS	Game	53	vs. Phoenix	12/14/19
	Half	28	at Miami (1st)	03/20/19
	Quarter	17	vs. Sacramento (2nd)	02/16/86
	Season	2,844		2018-19
TEAM LOWS	Game	13	at Dallas	01/15/94
	Half	4	vs. Detroit (1st)	03/09/11
	Quarter	0	vs. Denver (4th)	11/01/05
	Season	2,153		1993-94

ASSISTS

INDIVIDUAL	Game	28	John Stockton at Utah	01/15/91
	Half	15	John Stockton at Utah (2nd)	01/15/91
	Quarter	10	Most recent, Mark Price at Cleveland (1st)	03/23/93
TEAM HIGHS	Game	51	at Phoenix	02/02/79
	Half	28	vs. Atlanta (2nd)	11/27/79
	Quarter	17	at Dallas (1st)	01/26/88
	Season	2,537		1979–80
TEAM LOWS	Game	7	Most recent, at. New Orleans	01/25/06
	Half	1	Most recent, vs. Boston (1st)	03/17/08
	Quarter	0	Most recent, vs. Toronto (1st)	01/03/17
	Season	1,336		2005–06

TURNOVERS

INDIVIDUAL	Game	10	Most recent, Maurice Lucas at New Jersey	02/24/80
	Half	7	Most recent, Luka Doncic at Dallas (2nd)	03/12/19
TEAM HIGHS	Game	23	vs. Houston	01/16/21
	Half	22	vs. Portland (1st)	11/13/76
	Quarter	13	vs. Portland (2nd)	11/13/76
	Season	1,822		1976–77
TEAM LOWS	Game	3	vs. Sacramento	12/08/02
	Half	0	Most recent, vs. Detroit (2nd)	02/27/19
	Quarter	0	Numerous Times	
	Season	948		2020–21

STEALS

INDIVIDUAL	Game	8	Most recent, Chris Webber vs. Washington	11/26/97
	Half	6	Most recent, Chris Webber vs. Washington (1st)	11/26/97
	Quarter	4	Most recent, Josh Howard at Dallas (2nd)	11/05/05
TEAM HIGHS	Game	25	at Golden State	02/15/89
	Half	17	at Golden State (2nd)	02/15/89
	Quarter	10	at Golden State (3rd)	02/15/89
	Season	915		1988–89
TEAM LOWS	Game	0	vs. Minnesota	03/18/04
	Half	0	Numerous Times	
	Season	454		2020–21

BLOCKS

INDIVIDUAL	Game	14	Mark Eaton at Utah	02/18/89
	Half	8	Hassan Whiteside at Miami (1st)	11/07/18
	Quarter	6	Mark Eaton at Utah (2nd & 4th)	02/18/89
TEAM HIGHS	Game	19	at Utah	02/18/89
	Half	12	at L.A. Clippers (1st)	03/26/86
	Quarter	9	at Utah (1st)	02/18/89
	Season	545		1988–89
TEAM LOWS	Game	0	Numerous Times	
	Season	317		2015-16

PERSONAL FOULS

TEAM HIGHS	Game	43	Most recent, at Kansas City	12/11/84
	Half	24	vs. Dallas (2nd)	03/05/04
	Quarter	17	vs. Cleveland (4th)	01/24/91
	Season	2,199		1982–83
TEAM LOWS	Game	5	vs. Dallas	11/20/99
	Half	2	Most recent, at Utah (1st)	02/25/16
	Quarter	0	Most recent, vs. Portland (4th)	04/16/21
	Season	1,338		2020-21

POINTS

INDIVIDUAL	Game	46	George Gervin vs. Washington	04/18/78
	Half	31	Most Recent, Tony Parker at Dallas (1st)	04/25/09
	Quarter	21	Tim Duncan vs. Dallas (2nd)	05/17/06
TEAM HIGHS	Game	152	vs. Denver	04/27/83
	Half	82	vs. Denver (1st)	04/27/83
	Quarter	43	Most recent, vs. Oklahoma City (1st)	04/30/16
	Overtime	24	vs. Phoenix	04/19/08
TEAM LOWS	Game	67	at Dallas	04/23/09
	Half	28	Most recent, at L.A. Lakers (2nd)	05/25/01
	Quarter	8	at L.A. Lakers (4th)	05/25/01
	Overtime	3	at Golden State	05/12/13
	Largest Margin of Victory	40	vs. Denver	05/04/83
	Largest Margin of Defeat	47	at L.A. Lakers	04/17/86

FIELD GOALS MADE

INDIVIDUAL	Game	19	Most recent, George Gervin vs. Houston	04/04/80
	Half	13	George Gervin vs. Washington (2nd)	05/11/79
	Quarter	10	George Gervin vs. Washington (3rd)	05/11/79
TEAM HIGHS	Game	67	vs. Denver	05/04/83
	Half	34	vs. Denver (2nd)	05/04/83
	Quarter	18	Most recent, vs. Oklahoma City (1st)	04/30/16
TEAM LOWS	Game	25	Most recent, at Dallas	04/23/09
	Half	7	vs. L.A. Lakers (2nd)	05/21/01
	Quarter	2	Most recent, vs. Phoenix (3rd)	04/25/00

FIELD GOALS ATTEMPTED

INDIVIDUAL	Game	32	George Gervin vs. Washington	05/11/79
	Half	19	George Gervin vs. Washington (2nd)	05/11/79
	Quarter	13	Most recent, Tim Duncan vs. Detroit (3rd)	06/23/05
TEAM HIGHS	Game	124	vs. Denver	05/04/83
	Half	63	vs. Denver (2nd)	05/04/83
	Quarter	38	vs. Denver (3rd)	05/04/83
TEAM LOWS	Game	60	Most recent, at L.A. Lakers	05/23/99
	Half	27	Most recent, vs. Memphis (2nd)	04/17/17
	Quarter	8	vs. L.A. Lakers (4th)	05/17/99

FIELD GOAL PERCENTAGE

INDIVIDUAL	Game	1.000	Numerous Times	
TEAM HIGHS	Game	.657	vs. Denver (46-70)	04/26/85
	Half	.758	at Miami (25-33) (1st)	06/10/14
	Quarter	.875	vs. Miami (14-16) (4th)	06/05/14
TEAM LOWS	Game	.289	vs. New Jersey (26-90)	06/11/03
	Half	.213	at L.A. Lakers (10-47) (2nd)	05/15/04
	Quarter	.125	vs. Utah (2-16) (4th)	04/30/94

3-PT FIELD GOALS MADE

INDIVIDUAL	Game	8	Michael Finley vs. Denver	05/02/07
	Half	6	Danny Green, vs. Miami (2nd)	06/11/13
	Quarter	4	Most recent, Patty Mills vs. Memphis (4th)	04/25/17
TEAM HIGHS	Game	16	vs. Miami	06/11/13
	Half	9	Most recent, vs. Miami (2nd)	06/08/14
	Quarter	6	Most recent, vs. Memphis (2nd)	04/25/17
TEAM LOWS	Game	0	Numerous Times	

3-PT FIELD GOALS ATTEMPTED

INDIVIDUAL	Game	12	Most recent, Patty Mills vs. Houston	05/09/17
	Half	8	Most recent, Patty Mills vs. Houston (2nd)	05/09/17
	Quarter	7	Marco Belinelli vs. L.A. Clippers (2nd)	04/30/15
TEAM HIGHS	Game	35	at Oklahoma City	05/31/14
	Half	20	Most recent, at Golden State (1st)	04/24/18
	Quarter	14	at L.A. Clippers (4th)	04/19/15
TEAM LOWS	Game	0	Numerous Times	

3-PT FIELD GOAL PERCENTAGE

INDIVIDUAL	Game	1.000	Most recent, Danny Green vs. Miami (5-5)	06/09/013
TEAM HIGHS	Game	1.000	at Portland (1-1)	05/19/90
	Half	1.000	Numerous Times	
TEAM LOWS	Game	.000	Numerous Times	

FREE THROWS MADE

INDIVIDUAL	Game	19	Most recent, Kawhi Leonard vs. Memphis	04/17/17
	Half	13	Most recent, LaMarcus Aldridge at Golden State (2nd)	04/24/18
	Quarter	11	Manu Ginobili at Utah (4th)	05/28/07
TEAM HIGHS	Game	39	Most recent, at Denver	05/02/05
	Half	27	Most recent, at L.A. Lakers (1st)	05/23/99
	Quarter	19	at Utah (4th)	05/28/07
TEAM LOWS	Game	5	at L.A. Lakers	05/23/08
	Half	1	Most recent, at Houston (1st)	05/11/17
	Quarter	0	Numerous Times	

FREE THROWS ATTEMPTED

INDIVIDUAL	Game	23	Most recent, Tim Duncan vs. Dallas	05/22/06
	Half	15	David Robinson vs. Phoenix (2nd)	05/16/93
	Quarter	13	Manu Ginobili at Utah (4th)	05/28/07
TEAM HIGHS	Game	54	at L.A. Lakers	05/23/99
	Half	37	at L.A. Lakers (1st)	05/23/99
	Quarter	25	Most recent, at Utah (4th)	05/28/07
TEAM LOWS	Game	9	vs. Washington	04/25/78
	Half	1	at Dallas (1st)	04/26/14
	Quarter	0	Numerous times	

FREE THROW PERCENTAGE

INDIVIDUAL	Game	1.000	Most recent, Kawhi Leonard vs. Memphis (19-19)	04/17/17
	Half	1.000	LaMarcus Aldridge at Golden State (13-13) (2nd)	04/24/18
	Quarter	1.000	Numerous Times	
TEAM HIGHS	Game	1.000	at Portland (25-25)	05/10/14
	Half	1.000	Numerous Times	
TEAM LOWS	Game	.429	Most recent, vs. Portland (6-14)	05/08/14
	Half	.111	vs. L.A. Lakers (1-9) (2nd)	05/02/04
	Quarter	.000	Numerous Times	

REBOUNDS

INDIVIDUAL	Game	25	Tim Duncan at L.A. Lakers	05/14/02
	Half	15	Tim Duncan vs. Dallas (1st)	05/07/01
	Quarter	11	Tim Duncan at Phoenix (2nd)	04/25/03
TEAM HIGHS	Game	75	vs. Denver	05/04/83
	Half	38	vs. Denver (2nd)	05/04/83
	Quarter	25	vs. Denver (4th)	05/04/83
TEAM LOWS	Game	18	at L.A. Lakers	04/17/86
	Half	4	at L.A. Lakers (1st)	04/17/86
	Quarter	0	at L.A. Lakers (2nd)	04/17/86

OFFENSIVE REBOUNDS

INDIVIDUAL	Game	12	Dennis Rodman at Houston	05/28/95
	Half	7	Nazr Mohammed vs. Denver (2nd)	04/24/05
	Quarter	5	Most recent, LaMarcus Aldridge vs. Houston (4th)	05/09/17
TEAM HIGHS	Game	27	at Philadelphia	04/20/78
	Half	17	vs. Phoenix (2nd)	04/29/92
	Quarter	10	at Portland (2nd)	05/15/90
TEAM LOWS	Game	3	Most recent, at Golden State	04/14/18
	Half	0	Most recent, vs. Miami (1st)	06/13/13
	Quarter	0	Numerous Times	

DEFENSIVE REBOUNDS

INDIVIDUAL	Game	20	Tim Duncan at Phoenix	04/25/03
	Half	11	Most recent, Tim Duncan vs. L.A. Lakers (2nd)	05/27/08
	Quarter	10	Tim Duncan at Phoenix (2nd)	04/25/03
TEAM HIGHS	Game	56	vs. Denver	05/04/83
	Half	28	vs. Denver (1st and 2nd)	05/04/83
	Quarter	16	vs. New Jersey (4th)	06/15/03
TEAM LOWS	Game	13	at L.A. Lakers	04/17/86
	Half	3	at L.A. Lakers (1st)	04/17/86
	Quarter	0	at L.A. Lakers (2nd)	04/17/86

ASSISTS

INDIVIDUAL	Game	20	Johnny Moore vs. Denver	04/27/83
	Half	11	Most recent, Rod Strickland vs. Portland (2nd)	05/10/90
	Quarter	8	Most recent, Tony Parker vs. Memphis (3rd)	05/21/13
TEAM HIGHS	Game	51	vs. Denver	05/04/83
	Half	27	vs. Denver (2nd)	05/04/83
	Quarter	16	vs. Denver (3rd)	05/04/83
TEAM LOWS	Game	10	at Dallas	04/23/09
	Half	2	at Utah (2nd)	05/28/07
	Quarter	1	Numerous times	

PERSONAL FOULS

TEAM HIGHS	Game	37	Most recent, at Portland	05/01/93
	Half	22	vs. L.A. Clippers (2nd)	04/22/15
	Quarter	16	at L.A. Lakers (4th)	05/15/04
TEAM LOWS	Game	11	vs. Memphis	04/17/16
	Half	3	vs. Memphis (2nd)	04/17/16
	Quarter	0	Most recent, vs. Oklahoma City (3rd)	04/30/16

SPURS PLAYOFF RECORDS

STEALS

INDIVIDUAL	Game	6	Most recent, Manu Ginobili vs. Dallas 05/04/14
	Half	5	Kawhi Leonard at Memphis (2nd). 04/22/17
	Quarter	4	Most recent, Mau Ginobili vs. Dallas (2nd) 05/04/14
TEAM HIGHS	Game	17	at L.A. Lakers. 04/29/88
	Half	11	at L.A. Lakers (1st). 04/29/88
	Quarter	7	Most recent, vs. L.A. Lakers (1st). 05/02/04
TEAM LOWS	Game	1	Most recent, at Memphis. 04/20/17
	Half	0	Numerous Times

BLOCKS

INDIVIDUAL	Game	9	Tim Duncan vs. Phoenix 05/18/07
	Half	7	David Robinson vs. Golden State (2nd) 04/25/91
	Quarter	5	Most recent, Tim Duncan vs. Phoenix (1st). 05/18/07
TEAM HIGHS	Game	14	vs. Houston 04/08/81
	Half	10	vs. Utah (1st). 04/30/94
	Quarter	8	vs. Memphis (2nd) 05/21/13
TEAM LOWS	Game	0	Most recent, at Golden State 04/24/18
	Half	0	Numerous Times

TURNOVERS

INDIVIDUAL	Game	10	Tim Duncan at L.A. Lakers 05/05/02
	Half	7	Tim Duncan at L.A. Lakers (2nd) 05/05/02
	Quarter	5	Most recent, Tim Duncan vs. Phoenix (4th) 05/14/07
TEAM HIGHS	Game	26	at Denver 04/28/85
	Half	18	at Denver (1st) 04/28/85
	Quarter	14	at Denver (1st) 04/28/85
TEAM LOWS	Game	4	at Miami 06/06/13
	Half	1	Most recent, at Denver (2nd) 04/27/19
	Quarter	0	Most recent, at Denver (3rd). 04/27/19

STREAKS

Consecutive Wins	12	. . . . . .05/13/99–06/18/99
Consecutive Losses	7	Most recent 05/14/17–04/19/18

OPPONENT PLAYOFF RECORDS

POINTS

INDIVIDUAL	Game	45	Kobe Bryant vs. L.A. Lakers. 05/19/01
	Half	30	James Harden at Houston (2nd) 05/05/17
	Quarter	23	Goran Dragic vs. Phoenix (4th) 05/07/10
TEAM HIGHS	Game	141	Most recent, at Denver 04/18/85
	Half	83	at Houston (2nd) 04/06/80
	Quarter	45	at Houston (4th) 04/06/80
	Overtime	22	vs. Phoenix 04/19/08
TEAM LOWS	Game	63	at Portland. 06/04/99
	Half	25	at Portland (2nd) 06/04/99
	Quarter	8	Most recent, at L.A. Clippers (3rd) 05/19/12

FIELD GOALS MADE

INDIVIDUAL	Game	19	Most recent, Nikola Jokic vs. Denver 04/25/19
	Half	13	Most recent, Nikola Jokic vs. Denver (2nd) 04/25/19
	Quarter	10	Moses Malone at Houston (2nd) 04/10/81
TEAM HIGHS	Game	58	at Houston. 04/06/80
	Half	33	at Houston (2nd) 04/06/80
	Quarter	17	Most recent, vs. Golden State (3rd) 05/16/13
TEAM LOWS	Game	19	at Portland. 06/04/99
	Half	8	at Portland (2nd) 06/04/99
	Quarter	2	vs. Utah (3rd) 05/09/98

FIELD GOALS ATTEMPTED

INDIVIDUAL	Game	38	Kobe Bryant vs. L.A. Lakers. 05/05/03
	Half	20	Kobe Bryant vs. L.A. Lakers (2nd) 05/19/01
	Quarter	14	Amare Stoudemire at Phoenix (4th) 06/01/05
TEAM HIGHS	Game	111	vs. Washington 05/11/79
	Half	57	Most recent, vs. Washington (2nd) 05/11/79
	Quarter	31	vs. Washington (3rd) 05/11/79
TEAM LOWS	Game	62	at Miami 06/10/14
	Half	25	at L.A. Lakers (2nd) 05/15/04
	Quarter	10	vs. Memphis (4th) 04/17/04

FIELD GOAL PERCENTAGE

INDIVIDUAL	Game	1.000	Most recent, Will Barton vs. Portland (5-5)	05/08/14
TEAM HIGHS	Game	.663	at L.A. Lakers (57-86)	04/17/86
	Half	.743	at Phoenix (26-35) (1st)	05/18/93
	Quarter	.850	at L.A. Lakers (17-20) (2nd)	04/17/86
TEAM LOWS	Game	.247	at Portland (19-77)	06/04/99
	Half	.200	at Portland (8-40) (2nd)	06/04/99
	Quarter	.118	vs. Utah (2-17) (3rd)	05/09/98

3-PT FIELD GOALS MADE

INDIVIDUAL	Game	7	Most recent, Steph Curry at Golden State	05/15/17
	Half	5	Most recent, Goran Dragic vs. Phoenix (2nd)	05/07/10
TEAM HIGHS	Game	22	vs. Houston	05/01/17
	Half	12	at Houston (2nd)	05/07/17
	Quarter	8	at Houston (3rd)	05/07/17
TEAM LOWS	Game	0	Numerous Times	

3-PT FIELD GOALS ATTEMPTED

INDIVIDUAL	Game	16	Steph Curry at Golden State	05/15/17
	Half	11	Kobe Bryant vs. L.A. Lakers (2nd)	05/13/03
TEAM HIGHS	Game	50	vs. Houston	05/01/17
	Half	27	vs. Houston (1st)	05/01/17
	Quarter	15	vs. Houston (3rd)	05/09/17
TEAM LOWS	Game	0	Numerous Times	

3-PT FIELD GOAL PERCENTAGE

INDIVIDUAL	Game	1.000	Most recent, Will Barton vs. Denver (3-3)	04/20/19
TEAM HIGHS	Game	1.000	Numerous Times	
	Half	1.000	Numerous Times	
TEAM LOWS	Game	.000	Numerous Times	

FREE THROWS MADE

INDIVIDUAL	Game	21	Dirk Nowitzki at Dallas	05/13/06
	Half	13	Moses Malone vs. Houston (2nd)	04/14/81
	Quarter	9	Most recent, Dirk Nowitzki at Dallas (4th)	05/13/06
TEAM HIGHS	Game	49	vs. Dallas	05/19/03
	Half	28	vs. Dallas (2nd)	05/19/03
	Quarter	20	vs. Dallas (4th)	05/19/03
TEAM LOWS	Game	4	Most recent, vs. Memphis	04/17/16
	Half	0	at L.A. Lakers (1st)	05/07/02
	Quarter	0	Numerous Times	

FREE THROWS ATTEMPTED

INDIVIDUAL	Game	24	Dirk Nowitzki at Dallas	05/13/06
	Half	14	Most recent, Shaquille O'Neal vs. Phoenix (1st)	04/29/08
	Quarter	10	Most recent, Shaquille O'Neal vs. Phoenix (2nd)	04/29/08
TEAM HIGHS	Game	51	at Portland	05/08/90
	Half	33	at L.A. Clippers (2nd)	04/22/15
	Quarter	30	at L.A. Lakers (4th)	05/15/04
TEAM LOWS	Game	5	vs. Utah	05/09/96
	Half	1	Most recent, vs. Oklahoma City (2nd)	05/21/14
	Quarter	0	Numerous times	

FREE THROW PERCENTAGE

INDIVIDUAL	Game	1.000	Most recent, Russell Westbrook at Oklahoma City (14-14)	05/27/14
TEAM HIGHS	Game	1.000	vs. Dallas (23-23)	05/27/03
	Half	1.000	vs. Dallas (29-29) (2nd)	05/19/03
TEAM LOWS	Game	.389	vs. L.A. Lakers (7-18)	05/05/04
	Half	.000	vs. L.A. Lakers (0-2) (1st)	05/07/02
	Quarter	.000	Numerous times	

REBOUNDS

INDIVIDUAL	Game	23	Elvin Hayes vs. Washington	05/09/79
	Half	15	Elvin Hayes vs. Washington (2nd)	05/09/79
	Quarter	11	Elvin Hayes vs. Washington (4th)	05/09/79
TEAM HIGHS	Game	65	at Golden State	05/12/13
	Half	37	vs. Golden State (1st)	04/22/18
	Quarter	22	Most recent, at Denver (1st)	04/27/19
TEAM LOWS	Game	26	at Miami	06/10/14
	Half	10	Most recent, at Miami (1st)	06/10/14
	Quarter	2	vs. Miami (4th)	06/05/14

OFFENSIVE REBOUNDS

INDIVIDUAL	Game	11	Most recent, Wes Unseld vs. Washington	05/11/79
	Half	8	Shaquille O'Neal at L.A. Lakers (1st)	05/11/03
	Quarter	6	Shaquille O'Neal at L.A. Lakers (1st)	05/11/03
TEAM HIGHS	Game	28	Most recent, vs. Washington	05/11/79
	Half	16	Most recent, vs. Golden State (1st)	04/22/18
	Quarter	12	at Phoenix (1st)	05/01/03
TEAM LOWS	Game	3	Most recent, at L.A. Lakers	05/23/08
	Half	0	Most recent, at Denver (2nd)	04/16/19
	Quarter	0	Numerous Times	

DEFENSIVE REBOUNDS

INDIVIDUAL	Game	19	Dirk Nowitzki at Dallas	05/19/06
	Half	13	Blake Griffin, vs. LA Clippers (2nd)	04/26/15
	Quarter	9	Blake Griffin, vs. LA Clippers (4th)	04/26/15
TEAM HIGHS	Game	48	vs. Golden State	05/22/17
	Half	31	vs. Golden State (1st)	05/22/17
	Quarter	19	vs. Golden State (1st)	05/22/17
TEAM LOWS	Game	19	Most recent, vs. Sacramento	05/02/06
	Half	4	vs. Sacramento (1st)	04/22/06
	Quarter	1	at Philadelphia (3rd)	04/22/79

ASSISTS

INDIVIDUAL	Game	19	Most recent, John Stockton vs. Utah	05/07/96
	Half	11	Kevin Johnson vs. Phoenix (1st)	04/28/96
	Quarter	8	Kevin Johnson at Phoenix (2nd)	04/26/92
TEAM HIGHS	Game	40	Most recent, at L.A. Lakers	04/29/88
	Half	23	at Golden State (1st)	05/16/17
	Quarter	14	vs. Denver (1st)	04/26/83
TEAM LOWS	Game	8	Most recent, vs. Dallas	05/07/06
	Half	1	vs. Dallas (2nd)	05/07/06
	Quarter	0	Most recent, vs. Portland (1st)	05/16/14

PERSONAL FOULS

TEAM HIGHS	Game	39	Most recent, at L.A. Lakers	05/23/99
	Half	25	at L.A. Lakers (1st)	05/23/99
	Quarter	15	Most recent, vs. Oklahoma City (4th)	05/27/12

STEALS

INDIVIDUAL	Game	7	Charles Barkley at Phoenix	05/13/93
	Half	6	Maurice Cheeks at Philadelphia (1st)	04/22/79
	Quarter	3	Numerous Times	
TEAM HIGHS	Game	16	at Golden State	05/16/17
	Half	9	Most recent, at Golden State (2nd)	05/16/17
	Quarter	7	Most recent, at Memphis (1st)	05/23/13
TEAM LOWS	Game	0	vs. Sacramento	04/22/06
	Half	0	Numerous Times	

BLOCKS

INDIVIDUAL	Game	8	Shaquille O'Neal at L.A. Lakers	05/09/04
	Half	6	Shaquille O'Neal at L.A. Lakers (2nd)	05/14/02
	Quarter	5	Ben Wallace at Detroit (1st)	06/14/05
TEAM HIGHS	Game	14	at L.A. Lakers	05/11/82
	Half	10	Most recent, at New Jersey (1st)	06/11/03
	Quarter	6	at L.A. Lakers (3rd)	05/18/83
TEAM LOWS	Game	0	Numerous Times	

TURNOVERS

INDIVIDUAL	Game	9	Magic Johnson at L.A. Lakers	04/17/86
	Half	6	Kevin Durant at Oklahoma City (2nd)	05/31/14
TEAM HIGHS	Game	27	vs. Philadelphia	04/15/79
	Half	17	at L.A. Lakers (1st)	04/29/88
	Quarter	11	vs. L.A. Lakers (4th)	05/02/04
TEAM LOWS	Game	4	at Detroit	06/16/05
	Half	0	Most recent, at Denver (2nd)	04/27/19
	Quarter	0	Most recent, at Denver (4th)	04/27/19

NBA

NATIONAL BASKETBALL ASSOCIATION
NBA ENTERTAINMENT
WOMEN'S NATIONAL BASKETBALL ASSOCIATION
NBA G LEAGUE
NBA 2K LEAGUE

NEW YORK
Olympic Tower
645 Fifth Avenue
New York, NY 10022
Telephone: (212) 407-8000
Fax: (212) 832-3861

NEW JERSEY
100 Plaza Drive
Secaucus, NJ 07094
Telephone: (201) 865-1500
Fax: (201) 974-5973

INTERNATIONAL OFFICES

AFRICA
9th Floor GreenPark Corner
3 Lower Road Morningside
2196
Johannesburg, South Africa
Telephone: +27-100-072-668

Levels 4 and 5, Serenity Building
King Fahd Palace Road
Almadies, Dakar
Senegal

ASIA/PACIFIC

CHINA—BEIJING
19th Floor, Office Tower 2,
China Central Place
No. 79 Jianguo Road,
Chaoyang District
Beijing, China 100025
Telephone: +86-10-5200-8200
Fax: +86-10-5200-8202

CHINA—SHANGHAI
Unit 2703-2708, 27F, Tower 2 Plaza
66 1266 Nanjing West Road,
Jing An District
Shanghai, China 200040
Telephone: +86-21-6137-2200
Fax: +86-21-6288-9920

HONG KONG
Room 3101, Lee Gardens One
33 Hysan Avenue
Causeway Bay, Hong Kong
Telephone: +852-2843-9600
Fax: +852-2536-4808

PHILIPPINES
Unit 1701, World Plaza Building
5th Avenue corner 30th Street
Bonifacio Global City
Taguig, 1634 Philippines
Jandric Lim, Communications
Telephone: +632-866-8205

TAIWAN
Suite 1303, No. 88, Section 2
Chung Hsiao East Road
Taipei, Taiwan ROC 100
Telephone: +886-2-2397-8000
Fax: +886-2-2358-1098

CANADA
50 Bay Street, Suite 1402
Toronto, Ontario Canada
M5J 3A5
Telephone: (416) 682-2000
Fax: (416) 364-0205

EUROPE & THE MIDDLE EAST

LONDON
Endeavour House,
189 Shaftesbury Avenue
London, United Kingdom
WC2H 8JR
Telephone: +44-20-7420-8900

SPAIN
Leganitos Street 6th Floor
28013 Madrid, Spain
Ignasi Castello, Communications
Telephone +34-912-153-573

INDIA
C-1804, ONE BKC
G Block, Bandra Kurla Complex,
Bandra East, Mumbai - 400051
Telephone: +91-22-6124-6100

LATIN AMERICA

BRAZIL
Av Borges de Medeiros, 633
Sala 301 – Leblon
Rio de Janeiro, RJ, Brazil
22430-041
Telephone: +55-21-3206-6400
Fax: +55-21-2586-6001

MEXICO
Av. Prolongacion Paseo de la Reforma
No. 1236, Piso 6,
Planta Baja Desarrollo Santa Fe
Cuajimalpa De Morelos,
Ciudad De Mexico 05348
Telephone: +52-55-9171-7700

Agua Caliente Clippers of Ontario
9680 Haven Ave. #120
Rancho Cucamonga, CA 91730
Arena: Toyota Arena
Tel: (909) 406-9090
Media Relations Contact: Cooper Dzierzanowski (cdzierzanowski@clippers.com)
NBA Affiliation: LA Clippers

Austin Spurs
1717 Scottsdale Drive, Suite 155
Cedar Park, TX 78641
Arena: H-E-B Center at Cedar Park
Tel: (512) 236-8333
Media Relations Contact: Amanda Janczak (ajanczak@spurs.com)
NBA Affiliation: San Antonio

Birmingham Squadron
950 22nd St. N, Suite 925
Birmingham, AL 35203
Arena: Legacy Arena
Tel: (205) 719-0850
Media Relations Contact: Joseph Hooven (joseph.hooven@pelicans.com)
NBA Affiliation: New Orleans

Capital City Go-Go
1100 Oak Drive SE
Washington, DC 20032
Arena: Ent. & Sports Arena in Congress Hts.
Tel: (202) 318-5278
Media Relations Contact: Matt Quinn (mquinn@monumentalsports.com)
NBA Affiliation: Washington

Cleveland Charge
1 Center Ct.
Cleveland, OH, 44115
Arena: Cleveland State University Wolstein Center
Tel: (216) 420-2730
Media Relations Contact: Sean Wyatt (SWyatt@cavs.com)
NBA Affiliation: Cleveland

College Park Skyhawks
101 Marietta St. NW Suite 1100
Atlanta, GA 30303
Arena: Gateway Center Arena at College Park
Tel: (404) 878-3800
Media Relations Contact: Jerome Schwich (Jerome.schwich@cpskyhawks.com)
NBA Affiliation: Atlanta

Delaware Blue Coats
401 Garasches Lane
Wilmington, DE 19801
Arena: Chase Fieldhouse
Tel: (302) 504-7587
Media Relations Contact: Alex Yoh (alexyoh@76ers.com)
NBA Affiliation: Philadelphia

Fort Wayne Mad Ants
921 East Dupont Road Suite 228
Fort Wayne, Indiana 46825
Arena: Allen County War Memorial Coliseum
Tel: (260) 702-9551
Media Relations Contact: Dan Vance (dvance@ftwaynemadants.com)
NBA Affiliation: Indiana

NBA G League Ignite
2675 Mitchell Drive
Walnut Creek, CA 94598
Arena: Ultimate Fieldhouse
Media Relations Contact: Mara Rudolph (mrudolph@nba.com)
NBA Affiliation: None

Grand Rapids Gold
62 Commerce Ave SW, Suite 201
Grand Rapids, MI 49503
Arena: DeltaPlex Arena
Tel: (616) 350-4881
Media Relations Contact: Gwen Vryhof Bultema (gbultema@nbagrandrapids.com)
NBA Affiliation: Denver

Greensboro Swarm
2411 B West Gate City Boulevard
Greensboro, NC 27403
Arena: Fieldhouse at the Greensboro Coliseum Complex
Tel: (336) 907-3600
Media Relations Contact: Justin Trujillo (jtrujillo@gsoswarm.com)
NBA Affiliation: Charlotte

Iowa Wolves
730 3rd St.
Des Moines, IA 50309
Arena: Wells Fargo Arena
Tel: (515) 564-8550
Media Relations Contact: Randi Burrell (randi.burrell@iawolves.com)
NBA Affiliation: Minnesota

Lakeland Magic
701 W Lime Street
Lakeland, FL 33815
Arena: RP Funding Center
Tel: (863) 825-3258
Media Relations Contact: Owen Fasolas (ofasolas@lakelandmagic.com)
NBA Affiliation: Orlando

Long Island Nets
1255 Hempstead Turnpike
Uniondale, New York 11553
Arena: Nassau Coliseum
Tel: (516) 654-8199
Media Relations Contact: Patricia Douglas (pdouglas@bseglobal.net)
NBA Affiliation: Brooklyn

Maine Celtics
550 Forest Avenue
Portland, ME 04012
Arena: Portland Exposition Building
Tel: (207) 210-6655
Media Relations Contact: Evans Boston (EBoston@maineceltics.com)
NBA Affiliation: Boston

Memphis Hustle
191 Beale Street
Memphis, TN 38103
Arena: Landers Center
Tel: (901) 205-1234
Media Relations Contact: Corey Moore (Cmoore@grizzlies.com)
NBA Affiliation: Memphis

Mexico City Capitanes
Paseo del Pedregal 610.
Jardines del Pedregal, Alvaro Obregon 01900 CDMX Mexico
Arena: Gimnasio Juan de la Barrera Arena
Tel: +52 55 65414 6100
Media Relations Contact: Adriana Barrón (abarron@capitanes.mx)
NBA Affiliation: None

Motor City Cruise
6201 Amsterdam St.
Detroit, MI 48202
Arena: Wayne State Arena
Tel: (313) 747-8667
Media Relations Contact: Dylan Daniel (ddaniel@pistons.com)
NBA Affiliation: Detroit

Oklahoma City Blue
208 Thunder Drive
Oklahoma City, OK 73102
Arena: Paycom Center
Tel: (405) 208-4800
Media Relations Contact: Heather Ward (hward@okcthunder.com)
NBA Affiliation: Oklahoma City

Raptors 905
5600 Rose Cherry Place
Mississauga, ON L4Z4B6
Arena: Paramount Fine Foods Centre
Tel: (416) 815-5600
Media Relations Contact: Stefano Toniutti (SToniutti@TorontoRaptors.com)
NBA Affiliation: Toronto

Rio Grande Valley Vipers
4900 South I-69
Edinburg, TX 78539
Arena: Bert Ogden Arena
Tel: (956) 369-8959
Media Relations Contact: Amairani Ramirez (aramirez@rgvfc.com)
NBA Affiliation: Houston

Salt Lake City Stars
1420 S 500 W
Salt Lake City, UT 84115
Arena: Lifetime Activities Center-Bruin Arena
Tel: (801) 325-7827
Media Relations Contact: Derek Ahrnsbrak (derek.ahrnsbrak@slcstars.com)
NBA Affiliation: Utah

Santa Cruz Warriors
903 Pacific Avenue, Suite 101
Santa Cruz, CA 95060
Arena: Kaiser Permanente Arena
Tel: (831) 713-4400
Media Relations Contact: Shannon Stabler (sstabler@santacruzbasketball.com)
NBA Affiliation: Golden State

Sioux Falls Skyforce
2131 South Minnesota Avenue
Sioux Falls, SD 57105
Arena: Sanford Pentagon
Tel: (605) 332-0605
Media Relations Contact: Matt Dykstra (mdykstra@skyforceonline.com)
NBA Affiliation: Miami

South Bay Lakers
2275 East Mariposa Avenue
El Segundo, CA 90245
Arena: UCLA Health Training Center
Tel: (310) 426-6000
Media Relations Contact: Noah Camarena (ncamarena@la-lakers.com)
NBA Affiliation: Los Angeles Lakers

Stockton Kings
400 East Main, Suite 760
Stockton, CA 95202
Arena: Stockton Arena
Tel: (888) 564-7209
Media Relations Contact: Rahsaan Gethers (rgethers@kings.com)
NBA Affiliation: Sacramento

Texas Legends
2601 Avenue of the Stars, Suite 300
Frisco, TX 75034
Arena: Comerica Center
Tel: (214) 469-0822
Media Relations Contact: Britney Wynn (bwynn@texlegends.com)
NBA Affiliation: Dallas

Westchester Knicks
TBA
Arena: TBA
Tel: TBA
Media Relations Contact: Ajah Hawley-Alexander (Ajah.Hawley-Alexander@msgsports.com)
NBA Affiliation: New York

Windy City Bulls
5333 Prairie Stone Parkway
Hoffman Estates, IL 60192
Arena: NOW Arena
Tel: (847) 396-7070
Media Relations Contact: Kyle Brown (kylebrown@bulls.com)
NBA Affiliation: Chicago

Wisconsin Herd
549 High Avenue
Oshkosh, WI 54901
Arena: Oshkosh Arena
Tel: (920) 233-4374
Media Relations Contact: Eric Kohlbeck (ekohlbeck@bucks.com)
NBA Affiliation: Milwaukee

2020-21 G LEAGUE FINAL REGULAR SEASON STANDINGS

Team	W	L	Pct	GB	Home	Road	Last10	Streak
Raptors 905	12	3	.800	---	5-2	7-1	9-1	Won 8
Erie	11	4	.733	1.0	5-2	6-2	7-3	Lost 1
Santa Cruz	11	4	.733	1.0	7-0	4-4	9-1	Won 1
Austin	10	5	.667	2.0	6-2	4-3	6-4	Lost 1
Delaware	10	5	.667	2.0	5-2	5-3	5-5	Lost 1
Lakeland	9	6	.600	3.0	6-1	3-5	6-4	Lost 1
Rio Grande Valley	9	6	.600	3.0	5-3	4-3	7-3	Won 6
G League Ignite	8	7	.533	4.0	3-4	5-3	4-6	Won 1
Oklahoma City	8	7	.533	4.0	3-4	5-3	4-6	Lost 4
Long Island	7	8	.467	5.0	4-4	3-4	5-5	Won 2
Westchester	7	8	.467	5.0	4-4	3-4	5-5	Won 1
Fort Wayne	6	9	.400	6.0	3-5	3-4	5-5	Won 1
Memphis	6	9	.400	6.0	3-5	3-4	4-6	Won 1
Agua Caliente	5	10	.333	7.0	3-5	2-5	3-7	Lost 1
Canton	5	10	.333	7.0	2-5	3-5	3-7	Lost 1
Greensboro	5	10	.333	7.0	1-7	4-3	3-7	Won 1
Salt Lake City	4	11	.267	8.0	3-4	1-7	3-7	Lost 2
Iowa	2	13	.133	10.0	1-7	1-6	2-8	Lost 3

2020-21 NBA G LEAGUE POSTSEASON RESULTS

QUARTERFINALS
(Single Elimination)
Santa Cruz Warriors defeat RGV Vipers, 110-81
Raptors 905 defeat G League Ignite, 127-102
Lakeland Magic defeat Erie BayHawks, 139-110
Delaware Blue Coats defeat Austin Spurs, 124-103

SEMIFINALS
(Single Elimination)
Lakeland Magic defeat Santa Cruz Warriors, 108-96
Delaware Blue Coats defeat Raptors 905, 127-100

FINALS
(Single Elimination)
Lakeland Magic defeat Delaware Blue Coats, 97-78

2020-21 G LEAGUE AWARD WINNERS

Most Valuable Player: Paul Reed (Delaware Blue Coats)
Dennis Johnson Coach of the Year: Stan Heath (Lakeland Magic)
Defensive Player of the Year: Gary Payton II (Raptors 905)
Rookie of the Year: Paul Reed (Delaware Blue Coats)
Jason Collier Sportsmanship Award: Galen Robinson Jr. (Austin Spurs)
Most Improved Player: Anthony Lamb (Rio Grande Valley Vipers)
Basketball Executive of the Year: Chad Sanders (Raptors 905)

2020-21 ALL-NBA G LEAGUE TEAMS

FIRST TEAM
Moses Brown – Oklahoma City
Mamadi Diakite – Lakeland
Jared Harper – Westchester
Kevin Porter Jr. – Rio Grande
Paul Reed – Delaware

SECOND TEAM
Oshae Brissett – Fort Wayne
Henry Ellenson – Raptors 905
Malachi Flynn – Raptors 905
Alize Johnson – Raptors 905
Brodric Thomas – Canton

THIRD TEAM
Tyler Cook – Iowa
Tre Jones - Austin
Jordan Poole – Santa Cruz
Jarrod Uthoff – Erie
Robert Woodard II – Austin

2020-21 All-NBA G LEAGUE ALL-ROOKIE TEAM

Mamadi Diakite – Lakeland
Malachi Flynn – Raptors 905
Kenyon Martin Jr. – Rio Grande
Paul Reed – Delaware
Brodric Thomas – Canton

2020-21 ALL-NBA G LEAGUE ALL-DEFENSIVE TEAM

Moses Brown – Oklahoma City
Mamadi Diakite – Lakeland
Tahjere McCall – Lakeland
Gary Payton II – Raptors 905
Paul Reed – Delaware

ALL-TIME NBA LEADERS

(ACTIVE 2020-21 PLAYERS IN CAPITAL LETTERS)

MOST GAMES PLAYED

Robert Parish	1,611
Kareem Abdul-Jabbar	1,560
Vince Carter	1,541
Dirk Nowitzki	1,522
John Stockton	1,504
Karl Malone	1,476
Kevin Garnett	1,462
Kevin Willis	1,424
Jason Terry	1,410
Tim Duncan	**1,392**

MOST MINUTES PLAYED

Kareem Abdul-Jabbar	57,446
Karl Malone	54,852
Dirk Nowitzki	51,369
Kevin Garnett	50,418
Jason Kidd	50,110
LEBRON JAMES	50,056
Elvin Hayes	50,000
Kobe Bryant	48,638
Wilt Chamberlain	47,859
John Stockton	47,764

MOST FIELD GOALS MADE

Kareem Abdul-Jabbar	15,837
Karl Malone	13,528
LEBRON JAMES	12,903
Wilt Chamberlain	12,681
Michael Jordan	12,192
Kobe Bryant	11,719
Shaquille O'Neal	11,330
Dirk Nowitzki	11,169
Elvin Hayes	10,976
Hakeem Olajuwon	10,749

MOST FIELD GOALS ATTEMPTED

Kareem Abdul-Jabbar	28,307
Karl Malone	26,210
Kobe Bryant	26,200
LEBRON JAMES	25,604
Michael Jordan	24,537
Elvin Hayes	24,272
John Havlicek	23,930
Dirk Nowitzki	23,734
Wilt Chamberlain	23,497
CARMELO ANTHONY	21,920

HIGHEST FIELD GOAL PERCENTAGE

(2,000 FGM minimum)

Player	FGM	FGA	Pct
DEANDRE JORDAN	3,527	5,234	.674
RUDY GOBERT	2,434	3,772	.645
CLINT CAPELA	2,179	3,480	.626
MONTREZL HARRELL	2,023	3,286	.616
Artis Gilmore	5,732	9,570	.599
Tyson Chandler	3,558	5,964	.597
STEVEN ADAMS	2,346	3,972	.591
DWIGHT HOWARD	6,917	11,797	.586
Shaquille O'Neal	11,330	19,457	.582
HASSAN WHITESIDE	2,472	4,253	.581

MOST FREE THROWS MADE

Karl Malone	9,787
Moses Malone	8,531
Kobe Bryant	8,378
Oscar Robertson	7,694
LEBRON JAMES	7,582
Michael Jordan	7,327
Dirk Nowitzki	7,240
Jerry West	7,160
Dolph Schayes	6,979
Paul Pierce	6,918

MOST FREE THROWS ATTEMPTED

Karl Malone	13,188
Wilt Chamberlain	11,862
Shaquille O'Neal	11,252
Moses Malone	11,090
LEBRON JAMES	10,337
Kobe Bryant	10,011
DWIGHT HOWARD	9,309
Kareem Abdul-Jabbar	9,304
Oscar Robertson	9,185
Jerry West	8,801

HIGHEST FREE THROW PERCENTAGE

(1,200 FTM minimum)

Player	FTM	FTA	Pct
STEPHEN CURRY	2,922	3,222	.907
Steve Nash	3,060	3,384	.904
Mark Price	2,135	2,362	.904
Rick Barry	3,818	4,243	.900
Peja Stojakovic	2,237	2,500	.895
Chauncey Billups	4,496	5,029	.894
Ray Allen	4,398	4,920	.894
DAMIAN LILLARD	3,758	4,207	.893
JJ REDICK	2,060	2,310	.892
Calvin Murphy	3,445	3,864	.892

MOST 3-PT. FIELD GOALS MADE

Ray Allen	2,973
STEPHEN CURRY	2,832
Reggie Miller	2,560
Kyle Korver	2,450
JAMES HARDEN	2,445
Vince Carter	2,290
Jason Terry	2,282
Jamal Crawford	2,221
Paul Pierce	2,143
DAMIAN LILLARD	2,051

MOST 3-PT. FIELD GOALS ATTEMPTED

Ray Allen	7,429
JAMES HARDEN	6,728
STEPHEN CURRY	6,540
Reggie Miller	6,486
Jamal Crawford	6,379
Vince Carter	6,168
Jason Terry	6,010
Paul Pierce	5,816
LEBRON JAMES	5,738
Kyle Korver	5,715

HIGHEST 3-POINT FIELD GOAL PERCENTAGE (250 3FGM Minimum)

Player	3FGM	3FGA	Pct
Steve Kerr	726	1,599	.454
SETH CURRY	572	1,287	.444
Hubert Davis	728	1,651	.441
JOE HARRIS	833	1,903	.438
Drazen Petrovic	255	583	.437
Jason Kapono	457	1,054	.434
STEPHEN CURRY	2,832	6,540	.433
Tim Legler	260	603	.431
Steve Novak	575	1,337	.430
Kyle Korver	2,450	5,715	.429

MOST OFFENSIVE REBOUNDS

Moses Malone	6,731
Robert Parish	4,598
Buck Williams	4,526
Dennis Rodman	4,329
Charles Barkley	4,260
Shaquille O'Neal	4,209
Kevin Willis	4,132
Hakeem Olajuwon	4,034
DWIGHT HOWARD	4,033
Charles Oakley	3,924

(ACTIVE 2020-21 PLAYERS IN CAPITAL LETTERS)

MOST DEFENSIVE REBOUNDS

Kevin Garnett	11,453
Karl Malone	11,406
Tim Duncan	**11,232**
DWIGHT HOWARD	10,238
Robert Parish	10,117
Dirk Nowitzki	10,021
Hakeem Olajuwon	9,714
Moses Malone	9,481
Kareem Abdul-Jabbar	9,394
Shaquille O'Neal	8,890

MOST TOTAL REBOUNDS

Wilt Chamberlain	23,924
Bill Russell	21,620
Kareem Abdul-Jabbar	17,440
Elvin Hayes	16,279
Moses Malone	16,212
Tim Duncan	**15,091**
Karl Malone	14,968
Robert Parish	14,715
Kevin Garnett	14,662
Nate Thurmond	14,464

MOST ASSISTS

John Stockton	15,806
Jason Kidd	12,091
Steve Nash	10,335
Mark Jackson	10,334
CHRIS PAUL	10,275
Magic Johnson	10,141
Oscar Robertson	9,887
LEBRON JAMES	9,696
Isiah Thomas	9,061
Gary Payton	8,966

MOST PERSONAL FOULS

Kareem Abdul-Jabbar	4,657
Karl Malone	4,578
Robert Parish	4,443
Charles Oakley	4,421
Hakeem Olajuwon	4,383
Buck Williams	4,267
Elvin Hayes	4,193
Clifford Robinson	4,175
Kevin Willis	4,172
Shaquille O'Neal	4,146
Otis Thorpe	4,146

MOST DISQUALIFICATIONS

Vern Mikkelsen	127
Walter Dukes	121
Shawn Kemp	115
Charlie Share	105
Paul Arizin	101
Darryl Dawkins	100
James Edwards	96
Tom Gola	94
Tom Sanders	94
Steve Johnson	93

MOST STEALS

John Stockton	3,265
Jason Kidd	2,684
Michael Jordan	2,514
Gary Payton	2,445
CHRIS PAUL	2,332
Maurice Cheeks	2,310
Scottie Pippen	2,307
Clyde Drexler	2,207
Hakeem Olajuwon	2,162
Alvin Robertson	**2,112**

MOST BLOCKED SHOTS

Hakeem Olajuwon	3,830
Dikembe Mutombo	3,289
Kareem Abdul-Jabbar	3,189
Mark Eaton	3,064
Tim Duncan	**3,020**
David Robinson	2,954
Patrick Ewing	2,894
Shaquille O'Neal	2,732
Tree Rollins	2,542
Robert Parish	2,361

HIGHEST SCORING AVERAGE

(400 Games or 10,000 Points Minimum)

Player	G	FGM	FTM	Pts	Avg
Michael Jordan	1072	12,192	7,327	32,292	30.12
Wilt Chamberlain	1045	12,681	6,057	31,419	30.07
Elgin Baylor	846	8,693	5,763	23,149	27.4
Jerry West	932	9,016	7,160	25,192	27.0
KEVIN DURANT	884	8,138	5,952	23,883	27.0
LEBRON JAMES	1310	12,903	7,582	35,367	27.0
Allen Iverson	914	8,467	6,375	24,368	26.7
Bob Pettit	792	7,349	6,182	20,880	26.4
George Gervin	791	8,045	4,541	20,708	26.2
Oscar Robertson	1040	9,508	7,694	26,710	25.7

POINTS

Kareem Abdul-Jabbar	38,387
Karl Malone	36,928
LEBRON JAMES	35,367
Kobe Bryant	33,643
Michael Jordan	32,292
Dirk Nowitzki	31,560
Wilt Chamberlain	31,419
Shaquille O'Neal	28,596
Moses Malone	27,409
CARMELO ANTHONY	27,370

(PLAYERS WHO WERE ON ACTIVE ROSTERS OR ON INJURED LIST DURING 2020-21 SEASON)

MOST GAMES PLAYED

LeBron James	1,310
Andre Iguodala	1,192
Carmelo Anthony	1,191
Dwight Howard	1,182
Trevor Ariza	1,094
Chris Paul	1,090
Lou Williams	1,067
Paul Millsap	1,052
Thaddeus Young	**1,033**
LaMarcus Aldridge	1,029

MOST MINUTES PLAYED

LeBron James	50,056
Carmelo Anthony	41,721
Andre Iguodala	38,788
Dwight Howard	38,484
Chris Paul	37,757
LaMarcus Aldridge	35,193
Russell Westbrook	32,747
Rudy Gay	32,707
Trevor Ariza	32,490
Kevin Durant	32,461

MOST FIELD GOALS MADE

LeBron James	12,903
Carmelo Anthony	9,800
Kevin Durant	8,138
LaMarcus Aldridge	8,059
Russell Westbrook	7,774
Chris Paul	7,035
Dwight Howard	6,917
James Harden	6,513
Rudy Gay	6,404
DeMar DeRozan	6,359

MOST FIELD GOALS ATTEMPTED

LeBron James	25,604
Carmelo Anthony	21,920
Russell Westbrook	17,772
Kevin Durant	16,462
LaMarcus Aldridge	16,414
Chris Paul	14,898
James Harden	14,659
Rudy Gay	14,105
DeMar DeRozan	13,814
Stephen Curry	13,296

HIGHEST FIELD GOAL PERCENTAGE

(2,000 FGM minimum)

DeAndre Jordan	3,527	5,234	.674
Rudy Gobert	2,434	3,772	.645
Clint Capela	2,179	3,480	.626
Montrezl Harrell	2,023	3,286	.616
Steven Adams	2,346	3,972	.591
Dwight Howard	6,917	11,797	.586
Hassan Whiteside	2,472	4,253	.581
JaVale McGee	2,508	4,395	.571
Jonas Valanciunas	3,193	5,639	.566
Enes Kanter	3,375	6,157	.548

MOST FREE THROWS MADE

LeBron James	7,582
James Harden	6,574
Carmelo Anthony	6,188
Kevin Durant	5,952
Dwight Howard	5,265
Russell Westbrook	5,246
DeMar DeRozan	4,673
Chris Paul	4,427
Lou Williams	3,975
Damian Lillard	3,758

MOST FREE THROWS ATTEMPTED

LeBron James	10,337
Dwight Howard	9,309
James Harden	7,659
Carmelo Anthony	7,605
Kevin Durant	6,744
Russell Westbrook	6,639
DeMar DeRozan	5,609
Chris Paul	5,073
Lou Williams	4,725
LaMarcus Aldridge	4,461

HIGHEST FREE THROW PERCENTAGE

(1,200 FTM minimum)

Player	FTM	FTA	Pct
Stephen Curry	2,922	3,222	.907
Damian Lillard	3,758	4,207	.893
JJ Redick	2,060	2,310	.892
Kevin Durant	5,952	6,744	.883
Kyrie Irving	2,232	2,534	.881
Khris Middleton	1,593	1,812	.879
Danilo Gallinari	2,852	3,257	.876
Chris Paul	4,427	5,073	.873
Isaiah Thomas	2,317	2,656	.872
Devin Booker	2,072	2,381	.870

MOST 3-PT. FIELD GOALS MADE

Stephen Curry	2,832
James Harden	2,445
Damian Lillard	2,051
LeBron James	1,979
JJ Redick	1,950
Kyle Lowry	1,827
Klay Thompson	1,798
Paul George	1,761
Wesley Matthews	1,729
Kevin Durant	1,655

MOST 3-PT. FIELD GOALS ATTEMPTED

James Harden	6,728
Stephen Curry	6,540
LeBron James	5,738
Damian Lillard	5,468
Kyle Lowry	4,967
JJ Redick	4,704
Paul George	4,588
Wesley Matthews	4,564
Trevor Ariza	4,505
Carmelo Anthony	4,476

HIGHEST 3-POINT FIELD GOAL PERCENTAGE

(250 3FGM Minimum)

Player	FG3M	FG3A	Pct
Seth Curry	572	1,287	.444
Joe Harris	833	1,903	.438
Stephen Curry	2,832	6,540	.433
Duncan Robinson	530	1,254	.423
Klay Thompson	1,798	4,290	.419
JJ Redick	1,950	4,704	.415
Joe Ingles	993	2,397	.414
Luke Kennard	360	871	.413
Bryn Forbes	**584**	**1,416**	**.412**
Doug McDermott	**615**	**1,510**	**.407**

MOST OFFENSIVE REBOUNDS

Dwight Howard	3,843
Dwight Howard	4,033
Andre Drummond	3,024
DeAndre Jordan	2,918
LaMarcus Aldridge	2,703
Paul Millsap	2,302
Tristan Thompson	2,284
Enes Kanter	2,162
Thaddeus Young	**2,099**
Robin Lopez	2,053
Steven Adams	2,036

(PLAYERS WHO WERE ON ACTIVE ROSTERS OR ON INJURED LIST DURING 2020-21 SEASON)

MOST DEFENSIVE REBOUNDS

Dwight Howard	10,238
LeBron James	8,213
DeAndre Jordan	6,960
Kevin Love	6,141
Andre Drummond	5,815
LaMarcus Aldridge	5,775
Kevin Durant	5,609
Carmelo Anthony	5,599
Al Horford	5,415
Russell Westbrook	5,381

MOST REBOUNDS

Dwight Howard	14,271
DeAndre Jordan	9,878
LeBron James	9,751
Andre Drummond	8,839
LaMarcus Aldridge	8,478
Kevin Love	8,130
Paul Millsap	7,559
Carmelo Anthony	7,520
Al Horford	7,242
Russell Westbrook	6,961

MOST STEALS

Chris Paul	2,332
LeBron James	2,063
Andre Iguodala	1,734
Russell Westbrook	1,624
Trevor Ariza	1,615
Rajon Rondo	1,488
Thaddeus Young	**1,481**
James Harden	1,367
Paul Millsap	1,317
Kyle Lowry	1,283

MOST ASSISTS

Chris Paul	10,275
LeBron James	9,696
Russell Westbrook	8,061
Rajon Rondo	7,414
Kyle Lowry	5,995
James Harden	5,730
John Wall	5,557
Mike Conley	5,022
Andre Iguodala	5,014
Stephen Curry	4,984

MOST BLOCKED SHOTS

Dwight Howard	2,192
Serge Ibaka	1,719
Brook Lopez	1,515
DeAndre Jordan	1,467
Anthony Davis	1,323
Marc Gasol	1,254
Rudy Gobert	1,220
LaMarcus Aldridge	1,140
JaVale McGee	1,131
Hassan Whiteside	1,040

MOST FOULS

Dwight Howard	3,797
Carmelo Anthony	3,377
Paul Millsap	3,181
Chris Paul	2,666
Kyle Lowry	2,633
Marc Gasol	2,551
LaMarcus Aldridge	2,520
Russell Westbrook	2,451
DeAndre Jordan	2,412
LeBron James	2,395

MOST DISQUALIFICATIONS

DeMarcus Cousins	51
Dwight Howard	42
Paul Millsap	34
Taj Gibson	30
Andre Drummond	28
Serge Ibaka	28
Giannis Antetokounmp	26
Mason Plumlee	25
LaMarcus Aldridge	24
Patrick Beverley	23

HIGHEST SCORING AVERAGE

(400 Games or 10,000 Points Minimum)

Player	G	FGM	FTM	Pts	Avg
Kevin Durant	884	8,138	5,952	23,883	27.02
LeBron James	1310	12,903	7,582	35,367	27.00
James Harden	877	6,513	6,574	22,045	25.1
Damian Lillard	682	5,503	3,758	16,815	24.7
Stephen Curry	762	6,340	2,922	18,434	24.2
Anthony Davis	564	5,005	3,174	13,463	23.9
Russell Westbrook	943	7,774	5,246	21,857	23.2
Carmelo Anthony	1191	9,800	6,188	27,370	23.0
Devin Booker	409	3,264	2,072	9,395	23.0
Karl-Anthony Towns	408	3,488	1,747	9,352	22.9

MOST POINTS

LeBron James	35,367
Carmelo Anthony	27,370
Kevin Durant	23,883
James Harden	22,045
Russell Westbrook	21,857
Chris Paul	19,978
LaMarcus Aldridge	19,951
Dwight Howard	19,113
Stephen Curry	18,434
DeMar DeRozan	17,751

ALL-TIME NBA PLAYOFF LEADERS

(ACTIVE PLAYERS IN 2020-21 IN CAPITAL LETTERS)

MOST YEARS PLAYED

Karl Malone	19
John Stockton	19
Kareem Abdul-Jabbar	18
Tim Duncan	**18**
Jason Kidd	17
Shaquille O'Neal	17
Tony Parker	**17**
Clifford Robinson	17
Many tied	16

MOST GAMES PLAYED

LEBRON JAMES	266
Derek Fisher	259
Tim Duncan	**251**
Robert Horry	244
Kareem Abdul-Jabbar	237
Tony Parker	**226**
Kobe Bryant	220
Manu Ginobili	**218**
Shaquille O'Neal	216
Scottie Pippen	208

MOST MINUTES PLAYED

LEBRON JAMES	11,035
Tim Duncan	**9,370**
Kareem Abdul-Jabbar	8,851
Kobe Bryant	8,641
Scottie Pippen	8,105
Shaquille O'Neal	8,099
Karl Malone	7,907
Tony Parker	**7,759**
Wilt Chamberlain	7,559
Magic Johnson	7,538

MOST FIELD GOALS MADE

LEBRON JAMES	2,725
Kareem Abdul-Jabbar	2,356
Michael Jordan	2,188
Shaquille O'Neal	2,041
Kobe Bryant	2,014
Tim Duncan	**1,975**
Karl Malone	1,743
Jerry West	1,622
Tony Parker	**1,613**
KEVIN DURANT	1,508

MOST FIELD GOALS ATTEMPTED

LEBRON JAMES	5,502
Kobe Bryant	4,499
Michael Jordan	4,497
Kareem Abdul-Jabbar	4,422
Tim Duncan	**3,939**
Karl Malone	3,768
Shaquille O'Neal	3,627
Tony Parker	**3,501**
Jerry West	3,460
John Havlicek	3,329

HIGHEST FIELD GOAL PERCENTAGE

(150 FGM minimum)

Player	FGM	FGA	Pct
RUDY GOBERT	222	334	.665
DEANDRE JORDAN	202	305	.662
DEANDRE AYTON	154	234	.658
James Donaldson	153	244	.627
STEVEN ADAMS	203	324	.627
CLINT CAPELA	293	484	.605
DWIGHT HOWARD	681	1,156	.589
Kurt Rambis	284	495	.574
Andrew Bogut	173	302	.573
Tiago Splitter	**155**	**271**	**.572**

MOST FREE THROWS MADE

LEBRON JAMES	1,749
Michael Jordan	1,463
Kobe Bryant	1,320
Karl Malone	1,269
Tim Duncan	**1,217**
Jerry West	1,213
Shaquille O'Neal	1,168
KEVIN DURANT	1,101
Dirk Nowitzki	1,074
Magic Johnson	1,068

MOST FREE THROWS ATTEMPTED

LEBRON JAMES	2,364
Shaquille O'Neal	2,317
Tim Duncan	**1,766**
Michael Jordan	1,766
Karl Malone	1,725
Wilt Chamberlain	1,627
Kobe Bryant	1,617
Jerry West	1,506
Kareem Abdul-Jabar	1,419
Magic Johnson	1,274

HIGHEST FREE THROW PERCENTAGE

(100 FTM minimum)

Player	FTM	FTA	Pct
GORDON HAYWARD	113	119	.950
Mark Price	202	214	.944
Calvin Murphy	165	177	.932
Bill Sharman	370	406	.911
Kiki Vandeweghe	235	259	.907
Hersey Hawkins	292	322	.907
STEPHEN CURRY	540	596	.906
DEVIN BOOKER	133	147	.905
JAMAL MURRAY	126	140	.900
Steve Nash	396	440	.900
Peja Stojakovic	261	290	.900

MOST 3-PT. FIELD GOALS MADE

STEPHEN CURRY	470
LEBRON JAMES	432
Ray Allen	385
KLAY THOMPSON	374
JAMES HARDEN	341
KEVIN DURANT	337
Manu Ginobili	**324**
Reggie Miller	320
J.R. Smith	294
Kobe Bryant	292

MOST 3-PT. FIELD GOALS ATTEMPTED

LEBRON JAMES	1,283
STEPHEN CURRY	1,171
JAMES HARDEN	1,026
Ray Allen	959
KEVIN DURANT	945
Manu Ginobili	**905**
KLAY THOMPSON	901
Kobe Bryant	882
Reggie Miller	820
J.R. Smith	801

HIGHEST 3-POINT FIELD GOAL PERCENTAGE

(50 3FGM Minimum)

Player	3FGM	3FGA	Pct
Bob Hansen	38	76	.500
SETH CURRY	72	154	.468
Raja Bell	81	174	.466
B.J. Armstrong	51	113	.451
Mike Dunleavy	51	113	.451
Kenny Smith	117	261	.448
Channing Frye	76	171	.444
Tim Thomas	88	202	.436
ROBERT COVINGTON	60	138	.435
Jeff Hornacek	122	282	.433

ALL-TIME NBA PLAYOFF LEADERS

(ACTIVE PLAYERS IN 2020-21 IN CAPITAL LETTERS)

MOST OFFENSIVE REBOUNDS

Shaquille O'Neal	866
Tim Duncan	**778**
Dennis Rodman	626
Robert Parish	571
Horace Grant	549
Charles Oakley	519
Charles Barkley	510
Moses Malone	510
Kareem Abdul-Jabbar	505
Karl Malone	502

MOST DEFENSIVE REBOUNDS

Tim Duncan	**2,081**
LEBRON JAMES	1,990
Shaquille O'Neal	1,642
Karl Malone	1,560
Larry Bird	1,323
Kareem Abdul-Jabbar	1,273
Dirk Nowitzki	1,234
Kevin Garnett	1,214
Robert Parish	1,194
Hakeem Olajuwon	1,150

MOST REBOUNDS

Bill Russell	4,104
Wilt Chamberlain	3,913
Tim Duncan	**2,859**
Shaquille O'Neal	2,508
Kareem Abdul-Jabbar	2,481
LEBRON JAMES	2,391
Karl Malone	2,062
Wes Unseld	1,777
Robert Parish	1,765
Elgin Baylor	1,724

MOST STEALS

LEBRON JAMES	454
Scottie Pippen	395
Michael Jordan	376
Magic Johnson	358
John Stockton	338
Kobe Bryant	310
Jason Kidd	302
Larry Bird	296
Maurice Cheeks	295
Manu Ginobili	**292**

MOST ASSISTS

Magic Johnson	2,346
LEBRON JAMES	1,919
John Stockton	1,839
Jason Kidd	1,263
Tony Parker	**1,143**
RAJON RONDO	1,136
CHRIS PAUL	1,073
Larry Bird	1,062
Steve Nash	1,061
Scottie Pippen	1,048

MOST BLOCKED SHOTS

Tim Duncan	**568**
Kareem Abdul-Jabbar	476
Hakeem Olajuwon	472
Shaquille O'Neal	459
David Robinson	**312**
Robert Parish	309
Patrick Ewing	303
SERGE IBAKA	292
Kevin McHale	281
Dikembe Mutombo	251

MOST PERSONAL FOULS

Kareem Abdul-Jabbar	797
Shaquille O'Neal	769
Robert Horry	717
Tim Duncan	**701**
Scottie Pippen	686
Karl Malone	662
Kobe Bryant	660
Derek Fisher	645
Rasheed Wallace	645
Dennis Rodman	630

MOST DISQUALIFICATIONS

Tom Sanders	26
Vern Mikkelsen	24
Bailey Howell	21
Charlie Share	17
Jack Sikma	17
Darryl Dawkins	16
Robert Parish	16
Dave Cowens	15
Kenyon Martin	15
Five tied	14

HIGHEST SCORING AVERAGE

(25 games or 625 points minimum)

Player	G	FGM	FTM	Pts	Avg
Michael Jordan	179	2,188	1,463	5,987	33.4
Allen Iverson	71	755	478	2,111	29.7
KEVIN DURANT	151	1,508	1,101	4,454	29.5
Jerry West	153	1,622	1,213	4,457	29.1
DONOVAN MITCHELL	33	326	181	952	28.8
LEBRON JAMES	266	2,725	1,749	7,631	28.7
ANTHONY DAVIS	39	383	269	1,066	27.3
Elgin Baylor	134	1,388	847	3,623	27.0
George Gervin	**59**	**622**	**348**	**1,592**	**27.0**
STEPHEN CURRY	112	979	540	2,968	26.5

MOST POINTS

LEBRON JAMES	7,631
Michael Jordan	5,987
Kareem Abdul-Jabbar	5,762
Kobe Bryant	5,640
Shaquille O'Neal	5,250
Tim Duncan	**5,172**
Karl Malone	4,761
Jerry West	4,457
KEVIN DURANT	4,454
Tony Parker	**4,045**

ACTIVE NBA PLAYOFF LEADERS

(PLAYERS WHO WERE ON ACTIVE ROSTERS OR ON INJURED LIST DURING 2020-21 SEASON)

MOST GAMES PLAYED

LeBron James	266
Andre Iguodala	170
Danny Green	153
Kevin Durant	151
Udonis Haslem	147
Serge Ibaka	146
George Hill	139
James Harden	137
Kawhi Leonard	135
Rajon Rondo	134

MOST MINUTES PLAYED

LeBron James	11,035
Kevin Durant	6,082
Andre Iguodala	5,206
James Harden	4,843
Kawhi Leonard	4,790
Chris Paul	4,745
Klay Thompson	4,569
Rajon Rondo	4,561
Draymond Green	4,375
Al Horford	4,287

MOST FIELD GOALS MADE

LeBron James	2,725
Kevin Durant	1,508
Kawhi Leonard	1,019
Chris Paul	981
Stephen Curry	979
James Harden	953
Russell Westbrook	948
Klay Thompson	883
Paul George	740
Al Horford	686

MOST FIELD GOALS ATTEMPTED

LeBron James	5,502
Kevin Durant	3,154
Russell Westbrook	2,321
James Harden	2,229
Stephen Curry	2,175
Chris Paul	2,041
Klay Thompson	1,998
Kawhi Leonard	1,994
Paul George	1,747
Carmelo Anthony	1,614

HIGHEST FIELD GOAL PERCENTAGE

(150 FGM minimum)

Player	FGM	FGA	Pct
Rudy Gobert	222	334	.665
DeAndre Jordan	202	305	.662
Deandre Ayton	154	234	.658
Steven Adams	203	324	.627
Clint Capela	293	484	.605
Dwight Howard	681	1,156	.589
Ben Simmons	192	336	.571
Tristan Thompson	244	431	.566
Jonas Valanciunas	253	453	.558
Anthony Davis	383	712	.538

MOST FREE THROWS MADE

LeBron James	1,749
Kevin Durant	1,101
James Harden	944
Russell Westbrook	678
Kawhi Leonard	599
Paul George	561
Dwight Howard	546
Stephen Curry	540
Chris Paul	488
Carmelo Anthony	475

MOST FREE THROWS ATTEMPTED

LeBron James	2,364
Kevin Durant	1,273
James Harden	1,088
Dwight Howard	997
Russell Westbrook	820
Kawhi Leonard	710
Paul George	680
Stephen Curry	596
Giannis Antetokounmp	579
Carmelo Anthony	575

HIGHEST FREE THROW PERCENTAGE

(100 FTM minimum)

Player	FTM	FTA	Pct
Gordon Hayward	113	119	.950
Stephen Curry	540	596	.906
Devin Booker	133	147	.905
Jamal Murray	126	140	.900
Danilo Gallinari	143	160	.894
Reggie Jackson	111	125	.888
Damian Lillard	368	415	.887
Kyrie Irving	273	309	.883
JJ Redick	197	224	.879
Kemba Walker	125	144	.868

MOST 3-PT. FIELD GOALS MADE

LeBron James	1,283
Stephen Curry	1,171
James Harden	1,026
Kevin Durant	945
Klay Thompson	901
Paul George	734
Danny Green	732
Chris Paul	577
Kawhi Leonard	572
Jae Crowder	545

MOST 3-PT. FIELD GOAL ATT.

LeBron James	1,235
Stephen Curry	1,171
James Harden	960
Klay Thompson	901
Kevin Durant	863
Danny Green	695
Paul George	582
Kyle Lowry	538
Chris Paul	512
Kawhi Leonard	511

HIGHEST 3-POINT FIELD GOAL PERCENTAGE

(40 3FGM minimum)

Player	3PM	3PA	PCT
Seth Curry	72	154	.468
Robert Covington	60	138	.435
Royce O'Neale	56	133	.421
Jared Dudley	38	91	.418
Marcus Morris	119	285	.418
JaMychal Green	35	84	.417
Klay Thompson	374	901	.415
Jamal Murray	90	220	.409
Nikola Jokic	84	207	.406
Kevin Love	141	349	.404

(PLAYERS WHO WERE ON ACTIVE ROSTERS OR ON INJURED LIST DURING 2020-21 SEASON)

MOST OFFENSIVE REBOUNDS

Dwight Howard	441
LeBron James	401
Tristan Thompson	316
Paul Millsap	285
Serge Ibaka	275
Kawhi Leonard	245
Al Horford	242
Udonis Haslem	230
Draymond Green	219
Clint Capela	210

MOST DEFENSIVE REBOUNDS

LeBron James	1,990
Kevin Durant	1,063
Dwight Howard	1,032
Draymond Green	930
Kawhi Leonard	815
Al Horford	763
Paul George	709
Serge Ibaka	680
James Harden	645
Marc Gasol	602

MOST REBOUNDS

LeBron James	2,391
Dwight Howard	1,473
Kevin Durant	1,182
Draymond Green	1,149
Kawhi Leonard	1,060
Al Horford	1,005
Serge Ibaka	955
Paul Millsap	877
Udonis Haslem	822
Paul George	813

MOST STEALS

LeBron James	454
Chris Paul	256
Kawhi Leonard	240
James Harden	238
Rajon Rondo	228
Andre Iguodala	217
Russell Westbrook	198
Draymond Green	197
Stephen Curry	181
Paul George	165

MOST ASSISTS

LeBron James	1,919
Rajon Rondo	1,136
Chris Paul	1,073
Russell Westbrook	874
James Harden	819
Draymond Green	754
Stephen Curry	704
Kevin Durant	610
Andre Iguodala	606
Kyle Lowry	558

MOST BLOCKED SHOTS

Serge Ibaka	292
LeBron James	252
Dwight Howard	248
Kevin Durant	182
Draymond Green	180
Al Horford	148
Marc Gasol	140
Paul Millsap	138
Danny Green	120
DeAndre Jordan	116

MOST PERSONAL FOULS

LeBron James	616
Dwight Howard	467
Draymond Green	458
Serge Ibaka	448
James Harden	426
Udonis Haslem	386
Chris Paul	381
Paul Millsap	376
Kevin Durant	375
Paul George	354

MOST DISQUALIFICATIONS

Blake Griffin	9
Dwight Howard	9
Draymond Green	7
Kyle Lowry	7
Carmelo Anthony	6
James Harden	6
Anderson Varejao	6
Marc Gasol	5
Paul George	5
Serge Ibaka	5
JJ Redick	5

HIGHEST SCORING AVERAGE

(25 games or 625 points minimum)

Player	G	FGM	FTM	Pts	Avg
Kevin Durant	151	1,508	1,101	4,454	29.5
Donovan Mitchell	33	326	181	952	28.8
LeBron James	266	2,725	1,749	7,631	28.7
Anthony Davis	39	383	269	1,066	27.3
Stephen Curry	112	979	540	2,968	26.5
Nikola Jokic	43	426	178	1,114	25.9
Giannis Antetokounmpo	64	624	355	1,655	25.9
Damian Lillard	61	501	368	1,569	25.7
Russell Westbrook	111	948	678	2,727	24.6
Jamal Murray	33	293	126	802	24.3

MOST POINTS

LeBron James	7,631
Kevin Durant	4,454
James Harden	3,191
Stephen Curry	2,968
Kawhi Leonard	2,865
Russell Westbrook	2,727
Chris Paul	2,666
Klay Thompson	2,372
Paul George	2,299
Carmelo Anthony	1,914

REGULAR SEASON

REGULAR SEASON: TOTAL VICTORIES

(Coaches who have won 300+ games in NBA history)
2020-21 head coaches in capital letters)
* Indicates member of the Hall of Fame (inducted as coach)

	W	L	Pct
Don Nelson	1,335	1,063	.557
Lenny Wilkens	1,332	1,155	.536
GREGG POPOVICH	**1,310**	**653**	**.667**
Jerry Sloan	1,221	803	.603
Pat Riley	1,210	694	.636
George Karl	1,175	824	.588
Phil Jackson	1,155	485	.704
Larry Brown	1,098	904	.548
Rick Adelman	1,042	749	.582
DOC RIVERS	992	704	.585
Bill Fitch	944	1,106	.460
Red Auerbach	938	479	.662
Dick Motta	935	1,017	.479
Jack Ramsay	864	783	.525
RICK CARLISLE	836	689	.548
Cotton Fitzsimmons	832	775	.518
Gene Shue	784	861	.477
John MacLeod	707	657	.518
Red Holzman	696	603	.536
NATE MCMILLAN	688	599	.535
Mike D'Antoni	672	527	.560
Mike Fratello	667	548	.549
Flip Saunders	654	592	.525
Chuck Daly	638	437	.593
Doug Moe	628	529	.543
Mike Dunleavy	613	716	.461
ERIK SPOELSTRA	607	424	.589
Alvin Attles	557	518	.518
Del Harris	556	457	.549
STAN VAN GUNDY	554	425	.566
Rudy Tomjanovich	525	416	.558
K.C. Jones	522	252	.674
SCOTT BROOKS	521	414	.557
TERRY STOTTS	517	486	.515
Alvin Gentry	510	595	.461
Scott Skiles	478	480	.499
Kevin Loughery	474	662	.417
Alex Hannum	471	412	.533
DWANE CASEY	454	446	.504
Billy Cunningham	454	196	.698
Byron Scott	454	647	.412
Doug Collins	442	407	.521
Larry Costello	430	300	.589
Jeff Van Gundy	430	318	.575
Tom Heinsohn	427	263	.619
Hubie Brown	424	495	.461
John Kundla	423	302	.583
Bernie Bickerstaff	419	518	.447
FRANK VOGEL	398	340	.539
TOM THIBODEAU	393	277	.587
Paul Silas	387	488	.442
STEVE KERR	376	171	.687
MIKE BUDENHOLZER	375	262	.589
BRAD STEVENS	354	282	.557
Mike Brown	347	216	.616
Bill Russell	341	290	.540
Don Chaney	337	494	.406
Bill Sharman	333	240	.581
Jim Lynam	328	392	.456
Richie Guerin	327	291	.529
Al Cervi	326	241	.575
Joe Lapchick	326	247	.569
Chris Ford	323	376	.462
QUIN SNYDER	323	231	.583
Paul Westphal	318	279	.533
Fred Schaus	315	245	.563
Mike Woodson	315	365	.463
Bob Hill	310	293	.514
Stan Albeck	307	267	.535
Maurice Cheeks	305	315	.492
MICHAEL MALONE	305	274	.527
Jim O'Brien	303	327	.481

REGULAR SEASON: TOTAL GAMES

Lenny Wilkens	2,487
Don Nelson	2,398
Bill Fitch	2,050
Jerry Sloan	2,024
Larry Brown	2,002
George Karl	1,999
GREGG POPOVICH	**1,963**
Dick Motta	1,952
Pat Riley	1,904
Rick Adelman	1,791
DOC RIVERS	1,696
Jack Ramsay	1,647
Gene Shue	1,645
Phil Jackson	1,640
Cotton Fitzsimmons	1,607
RICK CARLISLE	1,525
Red Auerbach	1,417
John MacLeod	1,364
Mike Dunleavy	1,329
Red Holzman	1,299

REGULAR SEASON: WINNING PERCENTAGE

(400 games minimum)

	Pct	W	L
Phil Jackson	.704	1,155	485
Billy Cunningham	.698	454	196
STEVE KERR	.687	376	171
K.C. Jones	.674	522	252
GREGG POPOVICH	**.667**	**1,310**	**653**
Red Auerbach	.662	938	479
Pat Riley	.636	1,210	694
Lester Harrison	.620	295	181
Tom Heinsohn	.619	427	263
Mike Brown	.616	347	216
Jerry Sloan	.603	1,221	803
Chuck Daly	.593	638	437
Larry Costello	.589	430	300
ERIK SPOELSTRA	.589	607	424
MIKE BUDENHOLZER	.589	375	262
George Karl	.588	1,175	824
TOM THIBODEAU	.587	393	277
DOC RIVERS	.585	992	704
John Kundla	.583	423	302
QUIN SNYDER	.583	323	231

PLAYOFFS

PLAYOFFS: TOTAL VICTORIES

(2020-21 head coaches in capital letters)

	W	L	Pct
Phil Jackson	229	104	.688
Pat Riley	171	111	.606
GREGG POPOVICH	**170**	**114**	**.599**
Larry Brown	100	93	.518
Red Auerbach	99	69	.589
DOC RIVERS	98	94	.510
Jerry Sloan	98	104	.485
ERIK SPOELSTRA	85	58	.594
K.C. Jones	81	57	.587
George Karl	80	105	.432
Lenny Wilkens	80	98	.449
Rick Adelman	79	78	.503
STEVE KERR	77	28	.733
Chuck Daly	75	51	.595
Don Nelson	75	91	.452
Billy Cunningham	66	39	.629
RICK CARLISLE	63	70	.474
John Kundla	60	35	.632
Red Holzman	58	47	.552
Dick Motta	56	70	.444
Bill Fitch	55	54	.505
Mike D'Antoni	54	56	.491
TYRONN LUE	51	29	.638
Rudy Tomjanovich	51	39	.567
SCOTT BROOKS	49	48	.505
FRANK VOGEL	49	39	.557
MIKE BUDENHOLZER	48	39	.552
STAN VAN GUNDY	48	43	.527
Mike Brown	47	36	.566
Tom Heinsohn	47	33	.588
John MacLeod	47	54	.465
Flip Saunders	47	51	.480

PLAYOFFS: TOTAL GAMES

Phil Jackson	333
GREGG POPOVICH	**284**
Pat Riley	282
Jerry Sloan	202
Larry Brown	193
DOC RIVERS	192
George Karl	185
Lenny Wilkens	178
Red Auerbach	168
Don Nelson	166
Rick Adelman	157
ERIK SPOELSTRA	143
K.C. Jones	138
RICK CARLISLE	133
Chuck Daly	126
Dick Motta	126

PLAYOFFS: WINNING PERCENTAGE

(25 games minimum)

	Pct	W	L
SSTEVE KERR	.733	77	28
Phil Jackson	.688	229	104
NICK NURSE	.657	23	12
TYRONN LUE	.638	51	29
Butch van Breda Kolff	.636	21	12
John Kundla	.632	60	35
Billy Cunningham	.629	66	39
Larry Costello	.617	37	23
Larry Bird	.615	32	20
Pat Riley	.606	171	111
GREGG POPOVICH	**.599**	**170**	**114**
Chuck Daly	.595	75	51
ERIK SPOELSTRA	.594	85	58
Red Auerbach	.589	99	69
Tom Heinsohn	.588	47	33

Centennial Tower • 101 Marietta Street, Ste. 1900 • Atlanta, GA 30303
(404) 878-3800 • www.hawks.com

Principal Owner & Chair of Board of Directors/NBA Governor . . . . . Tony Ressler
Chief Executive Officer . . . . . Steve Koonin
President of Basketball Operations/General Manager . . . . . Travis Schlenk
Assistant General Manager . . . . . Landry Fields
Head Coach . . . . . Nat McMillan
Assistant Coaches . . . . . Chris Jent, Joe Prunty, Jamelle McMillan
. . . . . Matt Hill, Nick Van Exel
Director of Athletic Performance and Sports Medicine . . . . . Marty Lauzon
Head Athletic Trainer . . . . . Scottie Parker
Head Strength & Conditining Coach . . . . . Michael Irr
Public & Media Relations . . . . . Garin Narain, Jon Steinberg, Jelani Downing
Home Court . . . . . State Farm Arena (16,841, built in 1999)
Radio . . . . . 92.9 The Game: Steve Holman, Mike Conti
Television . . . . . Bally Sports Southeast: Bob Rathbun, Dominique Wilkins

Nate McMillan

2021-22 SCHEDULE VS. HAWKS

11/24	Wednesday	7:30 p.m.	in San Antonio
2/11	Friday	6:30 p.m.	at Atlanta

2020-21 RESULTS VS. HAWKS

2/12	W, 125-114	at Atlanta
4/1	L, 134-129 (2OT)	in San Antonio

ALL-TIME RESULTS

76-77:	ATL 4-0	92-93:	ATL 2-0	08-09:	SA 2-0
77-78:	SA 3-1	93-94:	Tied 1-1	09-10:	Tied 1-1
78-79:	ATL 3-1	94-95:	Tied 1-1	10-11:	SA 2-0
79-80:	ATL 5-1	95-96:	SA 2-0	11-12:	SA 1-0
80-81:	Tied 1-1	96-97:	ATL 2-0	12-13:	SA 2-0
81-82:	Tied 1-1	97-98:	Tied 1-1	13-14:	SA 2-0
82-83:	SA 2-0	98-99:	DNP	14-15:	SA 2-0
83-84:	Tied 1-1	99-00:	SA 2-0	15-16:	SA 2-0
84-85:	SA 2-0	00-01:	SA 2-0	16-17:	Tied 1-1
85-86:	Tied 1-1	01-02:	SA 2-0	17-18:	Tied 1-1
86-87:	ATL 2-0	02-03:	Tied 1-1	18-19:	SA 2-0
87-88:	ATL 2-0	03-04:	Tied 1-1	19-20:	ATL 2-0
88-89:	Tied 1-1	04-05:	SA 2-0	20-21:	Tied 1-1
89-90:	Tied 1-1	05-06:	Tied 1-1	**TOTALS:**	SA 56-41
90-91:	ATL 2-0	06-07:	SA 2-0		
91-92:	SA 2-0	07-08:	SA 2-0		

SPURS-HAWKS SERIES NOTES

OVERALL RECORD: 56-41 **HOME:** 35-14 **ROAD:** 21-27 **OT:** 1-6
CURRENT STREAK: Lost 1 **HOME:** L 2 **ROAD:** W 1
SPURS BIGGEST WIN: 39, 114-75 on 11/21/03 in San Antonio
SPURS BIGGEST LOSS: 24, 124-100 on 11/28/87 at Atlanta
SPURS LAST WIN AT HOME: 117-111 on 4/2/19
SPURS LAST LOSS AT HOME: 134-129 (2OT) on 4/1/21
SPURS LAST WIN ON THE ROAD: 125-114 on 2/12/21
SPURS LAST LOSS ON THE ROAD: 108-100 on 11/5/19

DID YOU KNOW?

Entering the 2019-20 season, the Spurs held a 21-game home winning streak against the Hawks, which was the longest active streak against any opponent in the NBA ... the Hawks, 121-120, win on 1/17/20 was the Spurs first loss in the Alamo City since 2/15/97 … Hawks television broadcaster and NBA Hall of Famer Dominique Wilkins played for the Spurs during the 1996-97 season … Wilkins is Atlanta's all-time leader in games played and points scored ... Spurs Manu Ginobili set a franchise record when he reeled off 24 straight points at Atlanta on 2/21/07 … the Hawks scored 87 points on 40-of-53 (.755) shooting in the second half of a 143-120 Hawks win in San Antonio on 11/27/79 … that game saw the Hawks set Spurs opponent franchise records for most field goals made in a half, most points scored in a second half and most assists by an opponent in one half … the Hawks limited San Antonio to a franchise-low 5 first-quarter points on 1-of-17 shooting (.059) on 2/25/08 … the Spurs would go on to win the game 89-74.

2020-21 SEASON SERIES (1-1) SAN ANTONIO SPURS VS. ATLANTA

PLAYER	G-GS	MIN	FG-FGA	PCT	3FG-FGA	PCT	FT-FTA	PCT	OFF	DEF	TOT	AST	PF-DQ	STL	TO	BLK	PTS	AVG	HI
DEROZAN	2-2	73	21-38	.553	0-1	.000	17-20	.850	3	8	11	17	5-0	0	3	0	59	29.5	36
WHITE	2-2	62	13-25	.520	9-16	.563	5-7	.714	0	3	3	7	5-0	2	2	3	40	20.0	29
MURRAY	2-2	66	14-26	.538	2-5	.400	2-3	.667	2	13	15	7	7-0	3	1	0	32	16.0	16
POELTL	2-2	72	13-15	.867	0-0	---	2-4	.500	6	16	22	4	3-0	5	3	4	28	14.0	14
JOHNSON	2-2	54	10-19	.526	3-8	.375	2-2	1.000	1	8	9	2	1-0	0	1	0	25	12.5	20
GAY	2-0	49	8-26	.308	4-14	.286	3-4	.750	0	9	9	6	4-0	3	0	2	23	11.5	18
WALKER	1-0	19	4-10	.400	1-5	.200	2-2	1.000	0	1	1	0	4-0	0	3	0	11	11.0	11
MILLS	2-0	53	5-16	.313	4-13	.308	1-1	1.000	2	3	5	7	2-0	0	2	0	15	7.5	12
DIENG	1-0	7	2-5	.400	1-3	.333	0-0	---	0	2	2	0	1-0	0	1	0	5	5.0	5
VASSELL	2-0	24	3-11	.273	2-6	.333	1-1	1.000	1	1	2	2	3-0	1	0	2	9	4.5	6
EUBANKS	2-0	32	2-4	.500	0-0	---	3-4	.750	4	8	12	0	7-0	0	3	1	7	3.5	5
BATES-DIOP	1-0	8	0-2	.000	0-2	.000	3-4	.750	0	1	1	0	0-0	0	0	0	3	3.0	3
WEATHERSPOON	1-0	10	1-3	.333	0-1	.000	0-0	---	0	1	1	0	6-1	0	1	0	2	2.0	2
LYLES	1-0	9	0-0	---	0-0	---	0-0	---	0	1	1	0	0-0	0	0	0	0	0.0	0
SPURS	2	530	94-195	.482	25-71	.352	41-52	.788	19	73	92	52	47-1	14	20	12	254	127.0	129
HAWKS	2	530	89-190	.468	24-56	.429	46-59	.780	20	78	98	50	39-0	13	24	13	248	124.0	134

2020-21 SEASON SERIES (1-1) ATLANTA HAWKS VS. SAN ANTONIO

PLAYER	G-GS	MIN	FG-FGA	PCT	3FG-FGA	PCT	FT-FTA	PCT	OFF	DEF	TOT	AST	PF-DQ	STL	TO	BLK	PTS	AVG	HI
BOGDANOVIC	1-1	45	12-17	.706	4-5	.800	0-0	---	0	5	5	5	5-0	1	0	2	28	28.0	28
YOUNG	2-2	58	19-38	.500	4-8	.500	11-14	.786	0	3	3	15	6-0	2	9	0	53	26.5	28
CAPELA	2-2	66	16-26	.615	0-0	---	10-10	1.000	9	19	28	0	5-0	1	1	7	42	21.0	28
MAYS	1-0	17	7-10	.700	4-5	.800	2-2	1.000	0	1	1	3	0-0	1	0	0	20	20.0	20
WILLIAMS	1-0	22	3-10	.300	0-1	.000	1-2	.500	1	1	2	5	0-0	0	1	0	7	7.0	7
GOODWIN	2-0	25	7-12	.583	5-7	.714	2-4	.500	1	5	6	5	2-0	0	2	0	21	10.5	13
COLLINS	1-1	23	3-11	.273	1-3	.333	2-2	1.000	4	2	6	1	2-0	0	3	0	9	9.0	9
GALLINARI	2-0	53	6-16	.375	2-7	.286	4-4	1.000	1	13	14	2	2-0	2	1	0	18	9.0	16
OKONGWU	2-0	28	5-7	.714	0-0	---	6-8	.750	2	6	8	2	4-0	2	2	1	16	8.0	10
FERNANDO	1-0	14	2-3	.667	0-0	---	2-4	.500	0	6	6	1	2-0	0	0	1	6	6.0	6
KNIGHT	1-0	10	2-4	.500	0-2	.000	2-2	1.000	1	1	2	0	0-0	1	0	0	6	6.0	6
REDDISH	1-1	21	2-8	.250	0-2	.000	2-5	.400	0	0	0	1	2-0	0	0	1	6	6.0	6
SNELL	2-1	61	2-8	.250	2-5	.400	0-0	---	0	5	5	3	3-0	0	1	0	6	3.0	6
HILL	2-1	46	1-8	.125	1-5	.200	2-2	1.000	0	9	9	2	3-0	2	1	1	5	2.5	3
HUERTER	2-1	40	2-12	.167	1-6	.167	0-0	---	1	2	3	5	3-0	1	3	0	5	2.5	5
HAWKS	2	530	89-190	.468	24-56	.429	46-59	.780	20	78	98	50	39-0	13	24	13	248	124.0	134
SPURS	2	530	94-195	.482	25-71	.352	41-52	.788	19	73	92	52	47-1	14	20	12	254	127.0	129

Ime Udoka

226 Causeway St. 4th Floor • Boston, MA 02114
(617) 854-8000 • www.celtics.com

Managing Partner, Governor & Chief Executive Officer . . . . . Wyc Grousbeck
President . . . . . Rich Gotham
President, Basketball Operations . . . . . Brad Stevens
Head Coach . . . . . Ime Udoka
Assistant Coaches . . . . . Will Hardy, Joe Mazzulla, Damon Stoudamire, ... Tony Dobbins, Aaron Miles, Ben Sullivan
Director of Performance . . . . . Art Horne
Basketball Communications . . . . . Christian Megliola, Jeff Twisse, Heather Walker, ... Brian Olive, Brandon Chinn
Home Court . . . . . TD Garden (19,156, built in 1995)
Radio . . . . . 98.5 The Sports Hub: Sean Grande, Cedric Maxwell
Television . . . . . NBC Sports Boston: Mike Gorman, Abby Chin, Brian Scalabrine

2021-22 SCHEDULE VS. CELTICS

11/26	Firday	7:30 p.m.	in San Antonio
1/5	Wednesday	6:30 p.m.	at Boston

2020-21 RESULTS VS. CELTICS

1/27	W, 110-106	in San Antonio
4/30	L, 143-140 (OT)	at Boston

ALL-TIME RESULTS

76-77:	BOS 4-0	92-93:	Tied 1-1	08-09:	Tied 1-1
77-78:	SA 4-0	93-94:	SA 2-0	09-10:	Tied 1-1
78-79:	SA 4-0	94-95:	SA 2-0	10-11:	BOS 2-0
79-80:	BOS 4-2	95-96:	SA 2-0	11-12:	SA 1-0
80-81:	BOS 2-0	96-97:	Tied 1-1	12-13:	SA 2-0
81-82:	BOS 2-0	97-98:	SA 2-0	13-14:	SA 2-0
82-83:	BOS 2-0	98-99:	DNP	14-15:	SA 2-0
83-84:	BOS 2-0	99-00:	SA 2-0	15-16:	SA 2-0
84-85:	BOS 2-0	00-01:	SA 2-0	16-17:	SA 2-0
85-86:	BOS 2-0	01-02:	SA 2-0	17-18:	Tied 1-1
86-87:	BOS 2-0	02-03:	SA 2-0	18-19:	SA 2-0
87-88:	BOS 2-0	03-04:	SA 2-0	19-20:	Tied 1-1
88-89:	BOS 2-0	04-05:	SA 2-0	20-21:	Tied 1-1
89-90:	Tied 1-1	05-06:	SA 2-0	**TOTALS**	SA 56-41
90-91:	Tied 1-1	06-07:	Tied 1-1		
91-92:	Tied 1-1	07-08:	BOS 2-0		

SPURS-CELTICS SERIES NOTES

OVERALL RECORD: 56-41 **HOME:** 29-19 **ROAD:** 27-22 **OT:** 0-1
CURRENT STREAK: Lost 1 **HOME:** W 1 **ROAD:** L 1
SPURS BIGGEST WIN: 30, 149-119 on 2/14/79 in San Antonio
SPURS BIGGEST LOSS: 41, 132-91 on 3/3/93 at Boston
SPURS LAST WIN AT HOME: 110-106 on 1/21/21
SPURS LAST LOSS AT HOME: 135-115 on 11/9/19
SPURS LAST WIN ON THE ROAD: 129-114 on 1/8/20
SPURS LAST LOSS ON THE ROAD: 143-140 (OT) on 4/1/21

DID YOU KNOW?

The Spurs tied the 1985-86 Boston Celtics for the most home wins in a single season in NBA history (40) with a win vs. Oklahoma City on 4/12/16 … in the 2018-19 season, the Spurs rode a 46-point third quarter en route to a 120-111 win over Boston on Dec. 31 … it was the first time San Antonio scored 46-or-more points in a quarter since April 22, 1993 – 47 in the first quarter against Denver … the Celtics snapped their 18-game losing streak against the Spurs with a, 91-85, win on 3/17/07 … prior to that, Boston's last win against San Antonio was a 107-83 victory on 1/8/97 … the Celtics win also snapped a 15-game road losing streak to the Silver and Black … the Celtics held a 20-game win streak over the Spurs spanning from 1980-90 … San Antonio holds the Celtics opponent record for most assists in a game with 49 on 2/14/79 … the Spurs 149 points on that evening is tied for third on Boston's all-time opponents high scoring list … Celtics guard Ryan Arcidiacono played the 2016-17 season with the Spurs NBA G-League affiliate, the Austin Spurs, where he averaged 6.5 points in 47 games.

2020-21 SEASON SERIES (1-1) SAN ANTONIO SPURS VS. BOSTON

PLAYER	G-GS	MIN	FG-FGA	PCT	3FG-FGA	PCT	FT-FTA	PCT	OFF	DEF	TOT	AST	PF-DQ	STL	TO	BLK	PTS	AVG	HI
DEROZAN	2-2	76	14-29	.483	2-4	.500	21-25	.840	0	10	10	21	2-0	2	5	0	51	25.5	30
ALDRIDGE	1-1	28	8-14	.571	3-6	.500	1-4	.250	2	1	3	2	1-0	0	0	2	20	20.0	20
WALKER	2-1	65	15-21	.714	6-11	.545	2-2	1.000	1	4	5	2	7-0	0	2	0	38	19.0	24
MURRAY	2-2	79	15-29	.517	2-4	.500	3-4	.750	1	18	19	12	6-0	2	5	0	35	17.5	24
JOHNSON	2-2	70	15-23	.652	0-1	.000	2-2	1.000	3	15	18	2	4-0	2	3	0	32	16.0	18
GAY	2-0	35	8-17	.471	3-8	.375	4-6	.667	0	4	4	2	3-0	0	2	0	23	11.5	16
MILLS	2-0	49	10-21	.476	2-12	.167	1-2	.500	0	3	3	4	2-0	3	4	0	23	11.5	12
POELTL	2-1	62	7-9	.778	0-0	---	5-7	.714	9	10	19	5	9-0	2	5	3	19	9.5	15
EUBANKS	1-0	9	2-2	1.000	0-0	---	0-0	---	0	3	3	0	3-0	0	1	0	4	4.0	4
VASSELL	2-1	31	1-9	.111	1-6	.167	2-2	1.000	1	4	5	1	6-0	0	3	0	5	2.5	3

2020-21 SEASON SERIES (1-1) BOSTON CELTICS VS. SAN ANTONIO

PLAYER	G-GS	MIN	FG-FGA	PCT	3FG-FGA	PCT	FT-FTA	PCT	OFF	DEF	TOT	AST	PF-DQ	STL	TO	BLK	PTS	AVG	HI
TATUM	2-2	79	31-62	.500	5-10	.500	18-21	.857	5	10	15	7	3-0	4	3	1	85	42.5	60
BROWN	2-2	80	13-43	.302	7-18	.389	8-11	.727	0	9	9	7	7-0	3	4	4	41	20.5	24
WALKER	1-1	27	6-15	.400	2-7	.286	0-0	---	0	0	0	2	0-0	1	2	0	14	14.0	14
SMART	2-2	83	8-21	.381	3-11	.273	5-6	.833	2	6	8	15	5-0	3	5	1	24	12.0	14
FOURNIER	1-1	21	3-6	.500	2-4	.500	0-0	---	0	2	2	0	3-0	1	2	0	8	8.0	8
NESMITH	2-0	36	7-10	.700	2-4	.500	0-0	---	2	5	7	1	5-0	1	1	0	16	8.0	16
THOMPSON	2-0	52	6-16	.375	0-1	.000	4-6	.667	11	12	23	5	5-0	0	2	2	16	8.0	8
R. WILLIAMS	2-1	37	7-9	.778	0-0	---	2-4	.500	7	9	16	4	1-0	1	1	2	16	8.0	10
G. WILLIAMS	2-0	20	4-5	.800	3-4	.750	0-0	---	1	3	4	0	4-0	0	0	0	11	5.5	8
OJELEYE	1-0	14	1-2	.500	1-2	.500	2-2	1.000	0	2	2	0	0-0	0	0	0	5	5.0	5
THEIS	1-1	12	2-3	.667	1-1	1.000	0-0	---	1	0	1	0	4-0	0	1	0	5	5.0	5
PRITCHARD	1-0	13	1-4	.250	1-4	.250	0-0	---	1	1	2	0	1-0	1	1	0	3	3.0	3
WATERS	1-0	7	1-1	1.000	1-1	1.000	0-0	---	0	0	0	3	1-0	0	1	0	3	3.0	3
GREEN	1-0	13	1-3	.333	0-0	---	0-0	---	0	1	1	1	0-0	2	0	0	2	2.0	2
EDWARDS	1-0	4	0-0	---	0-0	---	0-0	---	0	0	0	0	0-0	0	0	0	0	0.0	0
TEAGUE	1-0	8	0-3	.000	0-1	.000	0-0	---	0	1	1	1	1-0	0	0	1	0	0.0	0
CELTICS	2	505	91-203	.448	28-68	.412	39-50	.780	30	61	91	46	40-0	17	25	11	249	124.5	143
SPURS	2	505	95-174	.546	19-52	.365	41-54	.759	17	72	89	51	43-0	11	31	5	250	125.0	140

168 39th Street, 7th Floor • Brooklyn, NY 11232
(718) 933-3000 • www.nets.com

Governor . . . . . Joe Tsai
Alternate Governor . . . . . Oliver Weisberg
Alternate Governor & Chief Executive Officer . . . . . John Abbamondi
Aiterante Governor & General Manager . . . . . Sean Marks
Assistant General Managers . . . . . Jeff Peterson, Andy Birdsong
Head Coach . . . . . Steve Nash
Assistant Coaches . . . . . Jacque Vaughn, David Vanterpool, Braine Keefe, ... Adam Harrington, Jordan Ott, Tiago Splitter, Royal Ivey, Ryan Forehan-Kelly
Director of Sports Medicine . . . . . Les Gelis
Head Athletic Trainer/Physical Therapist . . . . . Sebastien Poirier
Head Strength & Conditioning Coach. . . . . Daniel Jones
Public Relations . . . . . Aaron Harris, Eli Pearlstein, Mitch Heckart, Megan Walsh
Home Court . . . . . Barclays Center (17,732, Built in 2012)
Radio . . . . . WFAN (660 AM/101.9 FM): Chris Carrino, Tim Capstraw
Television . . . . . YES Network: Ian Eagle, Ryan Ruocco, Sarah Kustok, ... Richard Jefferson, Michael Grady

Steve Nash

2021-22 SCHEDULE VS. NETS

1/9	Sunday	6:30 p.m.	at Brooklyn
1/21	Friday	7:30 p.m.	in San Antonio

2020-21 RESULTS VS. NETS

3/1	L, 128-116	in San Antonio
5/12	L, 124-113 (OT)	at Brooklyn

ALL-TIME RESULTS

76-77:	SA 3-1	92-93:	Tied 1-1	08-09:	SA 2-0
77-78:	SA 4-0	93-94:	Tied 1-1	09-10:	Tied 1-1
78-79:	SA 4-0	94-95:	SA 2-0	10-11:	SA 2-0
79-80:	Tied 3-3	95-96:	SA 2-0	11-12:	SA 1-0
80-81:	SA 2-0	96-97:	BKN 2-0	12-13:	SA 2-0
81-82:	Tied 1-1	97-98:	Tied 1-1	13-14:	Tied 1-1
82-83:	SA 2-0	98-99:	DNP	14-15:	Tied 1-1
83-84:	SA 2-0	99-00:	SA 2-0	15-16:	SA 2-0
84-85:	SA 2-0	00-01:	Tied 1-1	16-17:	SA 2-0
85-86:	Tied 1-1	01-02	BKN 2-0	17-18:	SA 2-0
86-87:	SA 2-0	02-03:	Tied 1-1	18-19:	Tied 1-1
87-88:	Tied 1-1	03-04:	SA 2-0	19-20:	Tied 1-1
88-89:	Tied 1-1	04-05:	SA 2-0	20-21:	BKN 2-0
89-90:	SA 2-0	05-06:	SA 2-0	**TOTALS:**	SA 72-23
90-91:	SA 2-0	06-07:	SA 2-0		
91-92:	Tied 1-1	07-08:	SA 2-0		

SPURS-NETS SERIES NOTES

OVERALL RECORD: 72-25 **HOME:** 43-5 **ROAD:** 29-20 **OT:** 2-3
CURRENT STREAK: Lost 3 **HOME:** L 1 **ROAD:** L 2
SPURS BIGGEST WIN: 41, 151-110 on 11/25/78 in San Antonio
SPURS BIGGEST LOSS: 26, 99-73 on 11/7/93 in San Antonio
SPURS LAST WIN AT HOME: 118-105 on 12/19/19
SPURS LAST LOSS AT HOME: 128-116 on 3/1/21
SPURS LAST WIN ON THE ROAD: 100-95 on 1/17/18
SPURS LAST LOSS ON THE ROAD: 124-113 (OT) on 5/12/21

DID YOU KNOW?

San Antonio enters the 2021-22 season with a .896 (43-5) home winning percentage against the Nets, its highest mark versus any team ... 17-game home winning streak snapped last year … the Spurs captured their second NBA Championship when they defeated then New Jersey Nets in Game 6 (88-77) of the NBA Finals on 6/15/03 … the 2003 Finals marked the first time two former ABA teams met to decide an NBA Championship … the Spurs own the Nets third-highest opponent record for most points scored in a regulation game with a 151-110 win on 11/25/78 … Nets general manager Sean Marks spent five years with the Spurs and served as the assistant general manager … on the Nets bench, Jacque Vaughn spent two seasons as a Spurs assistant coach (2010-12) and played three of his 12 NBA seasons in San Antonio … Nets Assistant Coach Tiago Splitter was drafted by the Spurs in 2007 and played five years in San Antonio (2010-2015), totaling 2,576 points and 1,637 rebounds in 311 games and won the 2014 NBA Championship … Spurs' Thaddeus Young recorded 102 double-doubles with a single-season high of 28 during his 2015-16 campaign with Brooklyn … Nets' James Harden scored the most points in a game (61), first half (37) and first quarter (27) against the Spurs in franchise history in Houston's 111-105 win on 3/22/19 … Harden also hit the most opponent 3FG made with nine … Joe Harris was coached by Spurs Gregg Popovich at the 2019 FIBA World Cup with Team USA … Patty Mills led the Boomers, alongside Spurs' Jock Landale, to an Olympic bronze medal in Tokyo last summer … this is Australia's first medal in men's basketball.

2020-21 SEASON SERIES (0-2) SAN ANTONIO SPURS VS. BROOKLYN

PLAYER	G-GS	MIN	FG-FGA	PCT	3FG-FGA	PCT	FT-FTA	PCT	OFF	DEF	TOT	AST	PF-DQ	STL	TO	BLK	PTS	AVG	HI
DEROZAN	2-2	72	18-35	.514	0-1	.000	7-9	.778	2	6	8	16	8-0	1	5	0	43	21.5	22
MURRAY	2-2	68	15-32	.469	1-4	.250	3-4	.750	1	16	17	13	3-0	3	3	0	34	17.0	19
MILLS	2-0	51	9-19	.474	7-15	.467	4-4	1.000	0	1	1	6	3-0	0	3	0	29	14.5	15
WALKER	2-2	62	10-26	.385	8-17	.471	0-0	---	0	7	7	6	3-0	1	0	2	28	14.0	19
GAY	1-0	20	3-11	.273	2-7	.286	2-2	1.000	0	5	5	0	2-0	1	1	1	10	10.0	10
LYLES	1-1	27	3-9	.333	2-5	.400	2-2	1.000	0	7	7	0	0-0	0	0	0	10	10.0	10
POELTL	2-2	64	9-14	.643	0-0	---	1-4	.250	11	10	21	4	4-0	2	1	2	19	9.5	14
VASSELL	1-0	21	2-9	.222	0-6	.000	4-5	.800	0	2	2	0	3-0	0	0	0	8	8.0	8
JOHNSON	1-1	20	3-9	.333	0-1	.000	1-2	.500	1	0	1	1	1-0	0	1	0	7	7.0	7
BATES-DIOP	2-0	29	5-10	.500	1-3	.333	1-1	1.000	2	3	5	1	2-0	0	0	0	12	6.0	7
SAMANIC	2-0	21	4-9	.444	2-5	.400	0-2	.000	0	5	5	0	1-0	1	0	0	10	5.0	8
DIENG	1-0	10	3-4	.750	0-0	---	1-1	1.000	2	2	4	3	0-0	0	1	0	7	7.0	7
EUBANKS	2-0	15	2-6	.333	0-0	---	2-2	1.000	4	2	6	0	2-0	0	0	0	6	3.0	6
ALDRIDGE	1-0	15	0-3	.000	0-2	.000	2-2	1.000	1	3	4	0	3-0	0	2	0	2	2.0	2
JONES	2-0	10	1-2	.500	0-0	---	2-2	1.000	1	0	1	1	0-0	0	0	0	4	2.0	4
SPURS	2	505	87-198	.439	23-66	.348	32-42	.762	25	69	94	51	35-0	9	17	5	229	114.5	116
NETS	2	505	95-179	.531	29-69	.420	33-44	.750	16	78	94	68	32-0	9	16	17	252	126.0	128

2020-21 SEASON SERIES (2-0) BROOKLYN NETS VS. SAN ANTONIO

PLAYER	G-GS	MIN	FG-FGA	PCT	3FG-FGA	PCT	FT-FTA	PCT	OFF	DEF	TOT	AST	PF-DQ	STL	TO	BLK	PTS	AVG	HI
IRVING	1-1	42	9-24	.375	6-10	.600	3-4	.750	0	6	6	7	0-0	0	0	1	27	27.0	27
HARDEN	2-1	70	18-31	.581	6-11	.545	6-9	.667	4	17	21	26	5-0	4	4	2	48	24.0	30
BROWN	2-2	67	16-22	.727	2-3	.667	3-5	.600	1	13	14	2	7-0	3	2	1	37	18.5	23
CLAXTON	2-0	40	14-17	.824	0-1	.000	7-10	.700	0	8	8	1	6-0	2	3	5	35	17.5	18
GREEN	1-0	19	7-8	.875	1-2	.500	1-2	.500	0	1	1	0	2-0	0	0	0	16	16.0	16
DURANT	1-1	29	4-10	.400	0-4	.000	6-6	1.000	0	7	7	7	0-0	0	1	3	14	14.0	14
SHAMET	2-1	58	9-17	.529	7-14	.500	3-4	.750	1	6	7	2	4-0	0	0	2	28	14.0	21
GRIFFIN	1-1	20	5-8	.625	1-3	.333	2-2	1.000	1	2	3	4	0-0	0	0	0	13	13.0	13
JAMES	1-1	26	5-12	.417	2-3	.667	0-0	---	0	2	2	5	2-0	0	1	0	12	12.0	12
HARRIS	1-1	40	3-10	.300	3-8	.375	0-0	---	0	3	3	2	0-0	0	0	0	9	9.0	9
JORDAN	1-1	35	3-7	.429	0-0	---	2-2	1.000	6	7	13	5	2-0	0	2	3	8	8.0	8
T. JOHNSON	2-0	41	2-8	.250	1-6	.167	0-0	---	1	5	6	4	1-0	0	1	0	5	2.5	3
COOK	1-0	0	0-0	---	0-0	---	0-0	---	0	0	0	0	0-0	0	0	0	0	0.0	0
A. JOHNSON	1-0	1	0-0	---	0-0	---	0-0	---	0	0	0	0	0-0	0	0	0	0	0.0	0
LUWAWU-CABARROT	1-0	8	0-4	.000	0-3	.000	0-0	---	1	1	2	2	2-0	0	1	0	0	0.0	0
PERRY	1-0	1	0-0	---	0-0	---	0-0	---	0	0	0	0	0-0	0	0	0	0	0.0	0
ROBERSON	1-0	7	0-1	.000	0-1	.000	0-0	---	1	0	1	1	1-0	0	1	0	0	0.0	0
NETS	2	505	95-179	.531	29-69	.420	33-44	.750	16	78	94	68	32-0	9	16	17	252	126.0	128
SPURS	2	505	87-198	.439	23-66	.348	32-42	.762	25	69	94	51	35-0	9	17	5	229	114.5	116

James Borrego

333 E. Trade Street • Charlotte, NC 28202
(704) 688-8600 • www.hornets.com

Chairman . . . . . Michael Jordan
Managing Partner . . . . . Curtis Polk
President, Vice Chairman & Alternate Governor . . . . . Fred Whitfield
President of Basketball Operations and GM . . . . . .Mitch Kupchak
Assistant GM/Greensboro Swarm President of Basketball Operations . . . . . .Buzz Peterson
Head Coach . . . . . James Borrego
Assistant Coaches . . . . . Jay Triano, Chad Iske, Marlon Garnett,
. . . . . Jay Hernandez, Dutch Gaitley, Nick Friedman, Norman Richards
Director of Health Care & Sports Performance . . . . . Joe Sharpe
Associate Head Athletic Trainer . . . . . .Quinton Sawyer
Strength & Conditioning Coach . . . . . .Adam Linens
Communications . . . . . Mike Cristaldi, Josh Rosen, Brian Travis,
. . . . . .Maggie Yang, Michael Martinez
Home Court . . . . . Spectrum Center (19,077, built in 2005)
Radio . . . . . WFNZ (102.5 FM) : John Focke, Matt Carroll, James Hamlin

2021-22 SCHEDULE VS. HORNETS

12/15	Wednesday	7:30 p.m.	in San Antonio
3/5	Saturday	6:00 p.m.	at Charlotte

2020-21 RESULTS VS. HORNETS

2/14	W, 122-110	at Charlotte
3/22	L, 100-97	in San Antonio

ALL-TIME RESULTS

88-89:	CHA 2-0	99-00:	SA 2-0	12-13:	SA 2-0
89-90:	SA 5-0	00-01:	Tied 1-1	13-14:	SA 2-0
90-91:	Tied 1-1	01-02:	Tied 1-1	14-15:	SA 2-0
91-92:	CHA 2-0	04-05:	SA 2-0	15-16:	Tied 1-1
92-93:	Tied 1-1	05-06:	SA 2-0	16-17:	SA 2-0
93-94:	SA 2-0	06-07:	Tied 1-1	17-18:	SA 2-0
94-95:	Tied 1-1	07-08:	SA 2-0	18-19:	CHA 2-0
95-96:	SA 2-0	08-09:	SA 2-0	19-20:	SA 2-0
96-97:	CHA 2-0	09-10:	Tied 1-1	20-21	Tied 1-1
97-98:	Tied 1-1	10-11:	SA 2-0	**TOTALS:**	SA 44-18
98-99:	DNP	11-12:	SA 1-0		

SPURS-HORNETS SERIES NOTES

OVERALL RECORD: 44-18 **HOME:** 22-9 **ROAD:** 22-9 **OT:** 0-2
CURRENT STREAK: Lost 1 **HOME:** L 1 **ROAD:** W 2
SPURS BIGGEST WIN: 34, 129-95 on 1/31/90
SPURS BIGGEST LOSS: 16, 92-76 on 1/15/10
SPURS LAST WIN AT HOME: 114-90 on 2/1/20
SPURS LAST LOSS AT HOME: 100-97 on 3/22/21
SPURS LAST WIN ON THE ROAD: 122-110 on 2/14/21
SPURS LAST LOSS ON THE ROAD: 125-116 (OT) on 3/26/19

DID YOU KNOW?

Charlotte head coach James Borrego has been an assistant coach for the Spurs during two separate stints under Gregg Popovich from 2003-10 and 2015-18 ... Charlotte assistant coach Dutch Gaitley spent five seasons in the San Antonio video department where he began his NBA career as an intern during the 2013-14 Championship season … Charlotte Assistant Coach Marlon Garnett spent one season with the Spurs in 2015-16, working as both the team's video coordinator and player development coordinator … David Robinson blocked 11 shots at Charlotte on 2/2/90, setting a record for most blocks in a game by a Hornets opponent … Robinson and Terry Cummings each went for 52 points against the Hornets, which ranks in the top five on their all-time top performances list … Kelly Tripuka became the first player in Hornets history to score 30+ points in a game when he went for 31 against San Antonio on 11/19/88 … the Hornets won the game 107-105, which became the first road victory in franchise history … in 2018-19, Charlotte won its first season series against the Spurs since 1996-1997 and first game in the Alamo City since their 92-85 overtime win on 11/15/06 … the Spurs set a new franchise record with 39 three-point field goals attempted on 3/26/19.

2020-21 SEASON SERIES (1-1) SAN ANTONIO SPURS VS. CHARLOTTE

PLAYER	G-GS	MIN	FG-FGA	PCT	3FG-FGA	PCT	FT-FTA	PCT	OFF	DEF	TOT	AST	PF-DQ	STL	TO	BLK	PTS	AVG	HI
WHITE	2-2	63	16-26	.615	9-17	.529	5-7	.714	0	5	5	5	6-0	5	3	3	46	23.0	25
DEROZAN	2-2	70	14-24	.583	1-5	.200	7-8	.875	0	4	4	14	6-0	3	1	0	36	18.0	28
MURRAY	2-2	66	14-33	.424	1-9	.111	6-6	1.000	1	18	19	10	2-0	3	3	1	35	17.5	26
JOHNSON	2-2	63	11-26	.423	2-7	.286	3-4	.750	2	9	11	3	5-0	1	1	1	27	13.5	18
GAY	2-0	44	9-21	.429	2-7	.286	2-2	1.000	1	7	8	5	3-0	2	6	0	22	11.0	12
MILLS	2-0	58	7-19	.368	5-15	.333	1-1	1.000	0	5	5	4	2-0	2	3	0	20	10.0	10
WALKER	2-0	28	6-10	.600	1-4	.250	1-2	.500	0	1	1	2	3-0	0	0	0	14	7.0	11
POELTL	2-2	62	5-10	.500	0-0	---	2-2	1.000	11	11	22	3	6-0	1	5	8	12	6.0	8
EUBANKS	2-0	8	2-2	1.000	0-0	---	1-2	.500	0	1	1	0	0-0	0	1	0	5	2.5	4
VASSELL	2-0	17	0-3	.000	0-2	.000	2-2	1.000	0	5	5	2	2-0	1	0	0	2	1.0	2
SPURS	2	480	84-174	.483	21-66	.318	30-36	.833	15	66	81	48	35-0	18	23	13	219	109.5	122
HORNETS	2	480	79-176	.449	24-66	.364	28-34	.824	19	70	89	50	34-0	11	32	13	210	105.0	110

2020-21 SEASON SERIES (1-1) CHARLOTTE HORNETS VS. SAN ANTONIO

PLAYER	G-GS	MIN	FG-FGA	PCT	3FG-FGA	PCT	FT-FTA	PCT	OFF	DEF	TOT	AST	PF-DQ	STL	TO	BLK	PTS	AVG	HI
ROZIER	2-2	79	20-46	.435	6-17	.353	11-12	.917	3	7	10	10	3-0	4	4	2	57	28.5	33
HAYWARD	1-1	37	9-19	.474	3-4	.750	6-6	1.000	0	7	7	6	3-0	1	3	0	27	27.0	27
BALL	1-1	39	7-20	.350	3-8	.375	0-0	---	3	9	12	8	4-0	3	5	1	17	17.0	17
MONK	2-0	58	12-28	.429	6-12	.500	4-5	.800	1	4	5	5	3-0	1	3	0	34	17.0	23
BIYOMBO	2-1	49	9-11	.818	0-0	---	4-7	.571	3	5	8	2	5-0	0	0	3	22	11.0	11
WASHINGTON	1-1	42	4-14	.286	1-6	.167	1-2	.500	2	11	13	5	2-0	1	5	2	10	10.0	10
ZELLER	1-1	22	5-7	.714	0-0	---	0-0	---	2	10	12	2	1-0	0	1	1	10	10.0	10
GRAHAM	2-2	48	5-13	.385	4-11	.364	0-0	---	2	5	7	7	2-0	0	2	1	14	7.0	9
CO. MARTIN	1-0	16	2-3	.667	1-1	1.000	1-1	1.000	1	2	3	1	1-0	0	0	1	6	6.0	6
MCDANIELS	1-0	25	3-8	.375	0-3	.000	0-0	---	1	1	2	1	2-0	0	1	0	6	6.0	6
BRIDGES	2-1	65	3-7	.429	0-4	.000	1-1	1.000	1	9	10	3	8-0	1	3	2	7	3.5	5
HORNETS	2	480	79-176	.449	24-66	.364	28-34	.824	19	70	89	50	34-0	11	32	13	210	105.0	110
SPURS	2	480	84-174	.483	21-66	.318	30-36	.833	15	66	81	48	35-0	18	23	13	219	109.5	122

1901 W. Madison Street • Chicago, IL 60612
(312) 455-4000 • www.bulls.com

Chairman/Alternate NBA Governor . . . . . Jerry Reinsdorf
President & Chief Operating Officer/NBA Governor . . . . . Michael Reinsdorf
Executive Vice President-Basketball Operations . . . . . Arturas Karnisovas
General Manager . . . . . Marc Eversley
Assistant General Managers . . . . . JJ Polk, Steve Weinman
Head Coach . . . . . Billy Donovan
Assistant Coaches . . . Maurice Cheeks, Chris Fleming, Josh Longstaff, John Bryant, ... Damian Cotter, Billy Schmidt
Director of Performance Health . . . . . Chip Schaefer
Head Athletic Trainer . . . . . Todd Campbell
Head Strength and Conditioning Coach . . . . . Geoffrey Puls
Media Relations . . . . . Tim Hallam, Matt Yob, Beth Esler, Kristen Deahl
Home Court . . . . . United Center (20,917, built in 1994)
Radio . . . . . WSCR (670 AM): Chuck Swirsky, Bill Wennington
Spanish Radio . . . . . WRTO/TUDN (1200 AM): Omar Ramos, Elio Benetiz
Television . . . . . NBC Sports Chicago: Adam Amin, Stacey King, Jason Goff

Billy Donovan

2021-22 SCHEDULE VS. BULLS

1/28	Friday	7:30 p.m.	in San Antonio
2/14	Monday	7:00 p.m.	at Chicago

2020-21 RESULTS VS. BULLS

3/17	W, 106-99	at Chicago
3/27	W, 120-104	in San Antonio

ALL-TIME RESULTS

76-77:	CHI 3-1	92-93:	SA 2-0	08-09:	SA 2-0
77-78:	Tied 2-2	93-94:	Tied 1-1	09-10:	CHI 2-0
78-79:	SA 3-0	94-95:	Tied 1-1	10-11:	Tied 1-1
79-80:	SA 2-0	95-96:	CHI 2-0	11-12:	CHI 1-0
80-81:	SA 2-0	96-97:	CHI 2-0	12-13:	SA 2-0
81-82:	Tied 1-1	97-98:	CHI 2-0	13-14:	Tied 1-1
82-83:	SA 2-0	98-99:	SA 1-0	14-15:	Tied 1-1
83-84:	SA 2-0	99-00:	SA 2-0	15-16:	Tied 1-1
84-85:	Tied 1-1	00-01:	Tied 1-1	16-17:	Tied 1-1
85-86:	Tied 1-1	01-02:	SA 2-0	17-18:	SA 2-0
86-87:	Tied 1-1	02-03:	SA 2-0	18-19:	Tied 1-1
87-88:	Tied 1-1	03-04:	SA 2-0	19-20:	CHI 1-0
88-89:	CHI 2-0	04-05:	SA 2-0	20-21:	SA 2-0
89-90:	Tied 1-1	05-06:	Tied 1-1	**TOTALS:**	SA 57-35
90-91:	SA 2-0	06-07:	Tied 1-1		
91-92:	Tied 1-1	07-08:	SA 2-0		

SPURS-BULLS SERIES NOTES

OVERALL RECORD: 57-35 **HOME:** 33-12 **ROAD:** 24-23 **OT:** 4-1
CURRENT STREAK: Won 2 **HOME:** W 1 **ROAD:** W 1
SPURS BIGGEST WIN: 39, 133-94 on 11/11/17 in San Antonio
SPURS BIGGEST LOSS: 42, 111-69 on 3/5/97 at Chicago
SPURS LAST WIN AT HOME: 120-104 on 3/27/21
SPURS LAST LOSS AT HOME: 98-93 on 12/15/18
SPURS LAST WIN ON THE ROAD: 106-99 on 3/17/21
SPURS LAST LOSS ON THE ROAD: 110-109 on 1/27/20

DID YOU KNOW?

The Spurs set their regular season single-game attendance record when 37,492 fans packed the Alamo Dome to see the Spurs face Michael Jordan and the Bulls on 3/14/98 … the Bulls went on to win the game, 96-86 ... San Antonio tied a franchise high with 20 blocked shots vs. Chicago on 11/26/99 … six-time NBA All-Star Artis Gilmore averaged 19.3 points and 11.1 rebounds in 482 games with the Bulls (1976-82, 1987) and then spent five seasons with the Spurs (1982-87), averaging 16.1 points and 9.7 rebounds in 380 games ... the Spurs put up 133 points on 11/11/17, the most San Antonio has ever scored against the Bulls in the two franchises 92 all-time contests … Bulls' Alex Caruso was born in College Station, TX, went to A&M Consolidated High School and played at Texas A&M from 2012-16.

2020-21 SEASON SERIES (2-0) SAN ANTONIO SPURS VS. CHICAGO

PLAYER	G-GS	MIN	FG-FGA	PCT	3FG-FGA	PCT	FT-FTA	PCT	OFF	DEF	TOT	AST	PF-DQ	STL	TO	BLK	PTS	AVG	HI
POELTL	2-2	65	17-20	.850	0-0	---	6-15	.400	8	17	25	2	2-0	0	2	3	40	20.0	20
DEROZAN	1-1	32	7-14	.500	0-0	---	3-4	.750	0	4	4	7	0-0	4	2	0	17	17.0	17
WHITE	2-2	66	9-28	.321	6-17	.353	9-9	1.000	0	8	8	12	7-0	1	2	3	33	16.5	17
MILLS	2-0	61	9-22	.409	7-17	.412	5-5	1.000	1	1	2	5	1-0	2	2	0	30	15.0	16
JOHNSON	2-2	57	11-18	.611	1-3	.333	5-8	.625	1	6	7	3	2-0	1	0	1	28	14.0	14
MURRAY	2-2	71	13-31	.419	0-2	.000	2-2	1.000	1	14	15	12	2-0	2	4	0	28	14.0	14
WALKER	1-1	20	5-11	.455	0-4	.000	1-1	1.000	2	0	2	1	0-0	1	2	0	11	11.0	11
GAY	2-0	38	6-20	.300	3-10	.300	1-2	.500	1	8	9	2	3-0	1	2	3	16	8.0	11
EUBANKS	2-0	31	4-5	.800	0-0	---	7-10	.700	2	6	8	1	3-0	1	1	2	15	7.5	8
VASSELL	2-0	27	2-4	.500	1-3	.333	1-2	.500	0	6	6	2	1-0	1	0	1	6	3.0	4
REYNOLDS	1-0	2	1-1	1.000	0-0	---	0-0	---	0	0	0	0	0-0	0	0	0	2	2.0	2
JONES	1-0	2	0-0	---	0-0	---	0-0	---	0	0	0	1	0-0	0	0	0	0	0.0	0
SAMANIC	1-0	9	0-0	---	0-0	---	0-0	---	1	0	1	0	1-0	0	1	0	0	0.0	0
WEATHERSPOON	1-0	2	0-0	---	0-0	---	0-0	---	0	0	0	0	1-0	0	1	0	0	0.0	0
SPURS	2	480	84-174	.483	18-56	.321	40-58	.690	17	70	87	48	23-0	14	20	13	226	113.0	120
BULLS	2	480	81-186	.435	19-67	.284	22-27	.815	25	74	99	52	47-0	12	31	6	203	101.5	104

2020-21 SEASON SERIES (0-2) CHICAGO BULLS VS. SAN ANTONIO

PLAYER	G-GS	MIN	FG-FGA	PCT	3FG-FGA	PCT	FT-FTA	PCT	OFF	DEF	TOT	AST	PF-DQ	STL	TO	BLK	PTS	AVG	HI
LAVINE	2-2	66	18-36	.500	4-12	.333	7-9	.778	0	9	9	7	3-0	1	4	1	47	23.5	29
VUCEVIC	1-1	32	9-16	.563	2-4	.500	1-1	1.000	2	7	9	3	4-0	0	0	0	21	21.0	21
YOUNG	2-1	53	13-27	.481	0-1	.000	0-1	.000	3	11	14	14	7-0	2	8	1	26	13.0	16
WHITE	2-0	48	8-23	.348	3-12	.250	3-3	1.000	1	7	8	4	8-0	3	4	1	22	11.0	13
CARTER	1-0	17	3-7	.429	0-0	---	4-4	1.000	2	4	6	2	4-0	0	1	0	10	10.0	10
MARKKANEN	2-2	59	8-20	.400	3-12	.250	1-1	1.000	3	7	10	1	4-0	0	2	1	20	10.0	10
BROWN	1-0	14	3-4	.750	1-1	1.000	1-1	1.000	0	1	1	3	2-0	0	0	0	8	8.0	8
WILLIAMS	2-2	51	7-14	.500	2-5	.400	0-0	---	5	12	17	2	3-0	0	4	0	16	8.0	10
SATORANSKY	2-2	51	6-15	.400	2-6	.333	1-1	1.000	4	1	5	10	4-0	3	3	0	15	7.5	8
PORTER	1-0	15	2-5	.400	2-2	1.000	0-0	---	1	1	2	1	0-0	0	1	0	6	6.0	6
TEMPLE	1-0	22	2-5	.400	0-3	.000	0-0	---	1	2	3	4	2-0	1	0	0	4	4.0	4
AMINU	1-0	12	0-1	.000	0-1	.000	2-2	1.000	0	5	5	0	2-0	0	2	0	2	2.0	2
VALENTINE	2-0	13	2-9	.222	0-5	.000	0-0	---	2	2	4	0	2-0	0	0	0	4	2.0	2
FELICIO	1-0	2	0-0	---	0-0	---	1-2	.500	0	0	0	0	0-0	0	0	0	1	1.0	1
GREEN	1-0	10	0-2	.000	0-1	.000	0-0	---	0	4	4	0	2-0	1	2	2	0	0.0	0
ARCIDIACONO	2-0	12	0-2	.000	0-2	.000	1-2	.500	0	1	1	1	0-0	0	0	0	1	0.5	1
DOTSON	1-0	2	0-0	---	0-0	---	0-0	---	1	0	1	0	0-0	1	0	0	0	0.0	0
BULLS	2	480	81-186	.435	19-67	.284	22-27	.815	25	74	99	52	47-0	12	31	6	203	101.5	104
SPURS	2	480	84-174	.483	18-56	.321	40-58	.690	17	70	87	48	23-0	14	20	13	226	113.0	120

J.B. Bickerstaff

One Center Court • Cleveland, OH 44115-4001
(216) 420-2000 • www.cavs.com

Chairman . . . . . Dan Gilbert
General Manager . . . . . Koby Altman
Assistant General Manager . . . . . Mike Gansey
Senior Basketball Advisor . . . . . Bernie Bickerstaff
Head Coach . . . . . J. B. Bickerstaff
Assistant Coaches . . . . . Antonio Lang, Greg Buckner, Sidney Lowe, ... J.J. Outlaw, Mike Gerrity
Head Athletic Trainer . . . . . Steve Spiro
Head Strength & Conditioning Coach. . . . . Derek Millender
Communications . . . . . Tad Carper, B.J. Evans, Jeff Schaefer . . . . . Cherome Owens
Home Court . . . . . Rocket Mortgage FieldHouse (19,432, built in 1994)
Radio . . . . . WTAM (1100 AM): Tim Alcorn, Jim Chones, Mike Snyder
Spanish Radio . . . . . WNZN (87.7 FM): Rafael Hernández Brito
Television . . . . . Bally Sports Ohio: John Michael, Austin Carr, Angel Gray

2021-22 SCHEDULE VS. CAVALIERS

1/14	Friday	7:30 p.m.	in San Antonio
2/9	Wednesday	6:00 p.m.	at Cleveland

2020-21 RESULTS VS. CAVALIERS

3/17	W, 116-110	at Cleveland
4/5	L, 125-101	in San Antonio

ALL-TIME RESULTS

76-77:	Tied 2-2	92-93:	Tied 1-1	08-09:	CLE 2-0
77-78:	SA 4-0	93-94:	SA 2-0	09-10:	Tied 1-1
78-79:	SA 4-0	94-95:	SA 2-0	10-11:	SA 2-0
79-80:	CLE 4-2	95-96:	SA 2-0	11-12:	SA 2-0
80-81:	Tied 1-1	96-97:	SA 2-0	12-13:	SA 2-0
81-82:	SA 2-0	97-98:	SA 2-0	13-14:	SA 2-0
82-83:	SA 2-0	98-99:	CLE 1-0	14-15:	Tied 1-1
83-84:	Tied 1-1	99-00:	Tied 1-1	15-16:	Tied 1-1
84-85:	Tied 1-1	00-01:	SA 2-0	16-17:	SA 2-0
85-86:	Tied 1-1	01-02:	Tied 1-1	17-18:	SA 2-0
86-87:	Tied 1-1	02-03:	SA 2-0	18-19:	SA 2-0
87-88:	CLE 2-0	03-04:	Tied 1-1	19-20:	CLE 2-0
88-89:	CLE 2-0	04-05:	SA 2-0	20--21:	Tied 1-1
89-90:	Tied 1-1	05-06:	Tied 1-1	**TOTALS:**	SA 65-34
90-91:	SA 2-0	06-07:	CLE 2-0		
91-92:	Tied 1-1	07-08:	Tied 1-1		

SPURS-CAVS SERIES NOTES

OVERALL RECORD: 65-34 **HOME:** 40-9 **ROAD:** 25-25 **OT:** 4-4
CURRENT STREAK: Won 1 **HOME:** L 2 **ROAD:** W 1
SPURS BIGGEST WIN: 35, 125-90 on 04/03/12 at Cleveland
SPURS BIGGEST LOSS: 37, 127-90 on 3/23/93 at Cleveland
SPURS LAST WIN AT HOME: 116-110 on 3/28/19
SPURS LAST LOSS AT HOME: 125-101 on 4/5/21
SPURS LAST WIN ON THE ROAD: 116-110 on 3/17/21
SPURS LAST LOSS ON THE ROAD: 132-129 (OT) on 3/8/20

DID YOU KNOW?

The Spurs have swept the season series against the Cavs seven of the last 11 years … the Spurs swept the Cavaliers 4-0 in the 2007 NBA Finals, claiming San Antonio's fourth NBA Championship … Tony Parker was named Finals MVP after averaging 24.5 points, 5.0 rebounds and 3.3 assists … the Spurs set a franchise record for field goal percentage in a half vs. Cleveland on 12/11/04 shooting .839 (26-31) in the first half … the Spurs defeated Cleveland, 116-110, on Manu Ginobili's jersey retirement night at the AT&T Center on 3/28/19 … Ginobili's longtime teammate Patty Mills scored the game-winning three-pointer with 14.5 seconds left … Jarret Allen, an Austin native, played his freshmen year at the University of Texas (2016-17).

2020-21 SEASON SERIES (1-1) SAN ANTONIO SPURS VS. CLEVELAND

PLAYER	G-GS	MIN	FG-FGA	PCT	3FG-FGA	PCT	FT-FTA	PCT	OFF	DEF	TOT	AST	PF-DQ	STL	TO	BLK	PTS	AVG	HI
MURRAY	1-1	37	8-15	.533	0-1	.000	6-7	.857	0	6	6	3	4-0	0	2	0	22	22.0	22
DEROZAN	2-2	63	11-21	.524	0-1	.000	18-20	.900	1	4	5	9	2-0	0	4	0	40	20.0	20
JOHNSON	2-2	66	15-30	.500	0-3	.000	6-11	.545	12	19	31	3	6-0	1	4	2	36	18.0	23
WHITE	2-2	63	8-27	.296	2-11	.182	12-12	1.000	2	5	7	8	6-0	1	1	0	30	15.0	17
GAY	2-0	41	9-16	.563	5-7	.714	0-2	.000	1	5	6	2	6-0	1	1	0	23	11.5	13
POELTL	2-2	53	8-15	.533	0-0	---	1-1	1.000	5	12	17	1	7-0	1	1	2	17	8.5	9
MILLS	2-0	49	4-14	.286	4-11	.364	4-5	.800	1	3	4	4	3-0	1	2	1	16	8.0	12
SAMANIC	1-1	25	3-10	.300	0-5	.000	2-3	.667	1	5	6	5	5-0	0	2	0	8	8.0	8
DIENG	1-0	9	1-3	.333	1-2	.500	2-2	1.000	0	0	0	0	4-0	1	1	0	5	5.0	5
EUBANKS	2-0	24	4-7	.571	0-0	---	0-0	---	2	2	4	3	2-0	0	1	2	8	4.0	4
VASSELL	2-0	29	3-9	.333	0-3	.000	0-0	---	0	2	2	2	1-0	1	2	0	6	3.0	6
JONES	2-0	13	2-3	.667	0-0	---	0-0	---	0	0	0	1	0-0	1	2	0	4	2.0	4
WEATHERSPOON	1-0	9	0-1	.000	0-0	---	2-2	1.000	0	1	1	0	1-0	1	0	0	2	2.0	2
SPURS	2	480	76-171	.444	12-44	.273	53-65	.815	25	64	89	41	47-0	9	23	7	217	108.5	116
CAVALIERS	2	480	84-175	.480	19-61	.311	48-59	.814	22	72	94	48	45-0	13	20	8	235	117.5	125

2020-21 SEASON SERIES (1-1) CLEVELAND CAVALIERS VS. SAN ANTONIO

PLAYER	G-GS	MIN	FG-FGA	PCT	3FG-FGA	PCT	FT-FTA	PCT	OFF	DEF	TOT	AST	PF-DQ	STL	TO	BLK	PTS	AVG	HI
GARLAND	2-2	66	22-38	.579	7-14	.500	15-15	1.000	0	2	2	15	4-0	3	5	1	66	33.0	37
SEXTON	2-2	73	19-42	.452	4-11	.364	9-11	.818	3	5	8	7	6-0	0	1	0	51	25.5	29
ALLEN	1-1	32	6-8	.750	0-0	---	3-4	.750	3	8	11	2	1-0	0	2	2	15	15.0	15
PRINCE	1-0	26	3-9	.333	2-6	.333	6-8	.750	0	7	7	2	3-0	1	0	2	14	14.0	14
STEVENS	2-0	26	6-12	.500	0-2	.000	9-10	.900	6	8	14	1	5-0	1	0	0	21	10.5	15
HARTENSTEIN	1-0	27	7-8	.875	0-1	.000	2-3	.667	2	10	12	3	5-0	0	0	1	16	16.0	16
LOVE	1-1	26	4-8	.500	1-3	.333	0-0	---	1	7	8	3	3-0	2	2	0	9	9.0	9
OKORO	2-2	50	5-10	.500	4-4	1.000	1-4	.250	0	5	5	2	8-0	1	1	0	15	7.5	11
NANCE	1-1	34	3-8	.375	0-2	.000	1-2	.500	2	2	4	1	3-0	3	0	1	7	7.0	7
THOMAS	2-0	21	4-7	.571	1-4	.250	0-0	---	1	1	2	3	3-0	1	2	0	9	4.5	7
DELLAVEDOVA	1-0	17	1-5	.200	0-3	.000	2-2	1.000	0	1	1	5	1-0	0	0	0	4	4.0	4
WADE	2-1	58	4-13	.308	0-5	.000	0-0	---	3	11	14	3	2-0	0	0	1	8	4.0	4
OSMAN	1-0	19	0-6	.000	0-5	.000	0-0	---	1	3	4	1	0-0	1	1	0	0	0.0	0
WINDLER	1-0	6	0-1	.000	0-1	.000	0-0	---	0	2	2	0	1-0	0	2	0	0	0.0	0
CAVALIERS	2	480	84-175	.480	19-61	.311	48-59	.814	22	72	94	48	45-0	13	20	8	235	117.5	125
SPURS	2	480	76-171	.444	12-44	.273	53-65	.815	25	64	89	41	47-0	9	23	7	217	108.5	116

American Airlines Center • 2500 Victory Avenue • Dallas, TX 75219
(214) 747-6287 • www.mavs.com

Governor . . . . . Mark Cuban
CEO . . . . . Cynt Marshall
President of Basketball Operations/General Manager . . . . . Nico Harrison
Assistant GM/Vice President of Basketball Operations: . . . . . Michael Finley
Assistant General Manager . . . . . Keith Grant
Head Coach . . . . . Jason Kidd
Assistant Coaches . . . . . Igor Kokoskov, Sean Sweeney, Jared Dudley, . . Greg St. Jean, Kristi Toliver, Darrell Armstrong, Peter Patton, God Shammgod
Director of Player Health and Performance: . . . . . Casey Smith
Head Athletic Trainer . . . . . Dionne Calhoun
Director of Athletic Performance: . . . . . Jeremy Holsopple
Basketball Communications . . . . . Scott Tomlin, Alan Rakowski, ... Renee Felton, Dave Maurer
Home Court . . . . . American Airlines Center (19,200, built in 2001)
Radio . . . . . .KEGL (97.1 FM): Chuck Cooperstein, Brad Davis
Spanish Radio . . . . . .KFZO (99.1 FM): Victor Villalba
Television . . . . . Bally Sports Southwest: Mark Followill, Derek Harper, Jeff Wade

Jason Kidd

2021-22 SCHEDULE VS. MAVERICKS

10/28	Thursday	7:30 p.m.	at Dallas
11/3	Wednesday	7:30 p.m.	in San Antonio
11/12	Friday	7:30 p.m.	in San Antonio
4/10	Sunday	TBD	at Dallas

2020-21 RESULTS VS. MAVERICKS

1/22	L, 122-117	in San Antonio
3/10	L, 115-104	at Dallas
4/11	W, 119-117	at Dallas

ALL-TIME RESULTS

80-81:	SA 5-1	94-95:	SA 3-2	08-09:	Tied 2-2
81-82:	SA 5-1	95-96:	Tied 2-2	09-10:	DAL 3-1
82-83:	SA 4-2	96-97:	SA 3-1	10-11:	SA 3-1
83-84:	DAL 4-2	97-98:	SA 4-0	11-12:	Tied 2-2
84-85:	DAL 4-2	98-99:	SA 3-1	12-13:	SA 4-0
85-86:	DAL 4-2	99-00:	Tied 2-2	13-14:	SA 4-0
86-87:	DAL 4-2	00-01:	SA 3-1	14-15:	Tied 2-2
87-88:	DAL 5-1	01-02:	SA 3-1	15-16:	SA 4-0
88-89:	DAL 5-1	02-03:	Tied 2-2	16-17:	SA 3-1
89-90:	DAL 3-2	03-04:	DAL 3-1	17-18:	SA 3-1
90-91:	SA 4-1	04-05:	SA 3-1	18-19:	SA 4-0
91-92:	SA 5-0	05-06:	Tied 2-2	19-20:	DAL 3-1
92-93:	SA 5-0	06-07:	DAL 3-1	20-21:	DAL 2-1
93-94:	SA 5-0	07-08:	SA 3-1	**TOTALS:**	SA 114-73

SPURS-MAVERICKS SERIES NOTES

OVERALL RECORD: 114-73 **HOME:** 64-29 **ROAD:** 50-44 **OT:** 3-4
CURRENT STREAK: Won 1 **HOME:** L 1 **ROAD:** W 1
SPURS BIGGEST WIN: 41, 140-99 on 11/1/91 in San Antonio
SPURS BIGGEST LOSS: 44, 126-82 on 1/27/89 at Dallas
SPURS LAST WIN AT HOME: 119-109 on 3/10/20
SPURS LAST LOSS AT HOME: 122-117 on 1/22/21
SPURS LAST WIN ON THE ROAD: 119-117 on 4/11/21
SPURS LAST LOSS ON THE ROAD: 115-104 on 3/10/21

DID YOU KNOW?

The Spurs franchise was originally located in Dallas … the Chaparrals, as they were called, moved to the Alamo City in 1973 after being sold to a group of local investors … the first game in Mavs history was a 103-92 win over the Spurs on 10/11/80 … the Spurs set an NBA record by shooting 70.7% (53-75) from the field in a 132-120 win over the Mavericks on 4/16/83 … Tim Duncan set a career-high with 53 points against the Mavericks on 12/26/01 … in San Antonio's 133-126 double-overtime victory on 12/9/08, the Spurs set a franchise record 17 points in the second overtime period, the most points scored by the Silver and Black in any overtime period … Spurs Dennis Rodman grabbed a franchise record 32 rebounds in a single game against Dallas on 1/22/94 … Dallas center Boban Marjanovic spent the first 54 games of his NBA career with the Spurs, averaging 5.5 points and 3.6 boards during his rookie season … the Spurs have swept the four-game season series against their local foe eight times in the two teams 41-year history, Dallas has yet to swept a single series … Tim Hardaway Jr. played a brief stint with the Austin Spurs for the 2015-16 season. Dallas' Josh Green and Jock Landale represented Australia in the 2020 Olympic Games, winning bronze in Men's Basketball.

2020-21 SEASON SERIES (1-2) SAN ANTONIO SPURS VS. DALLAS

PLAYER	G-GS	MIN	FG-FGA	PCT	3FG-FGA	PCT	FT-FTA	PCT	OFF	DEF	TOT	AST	PF-DQ	STL	TO	BLK	PTS	AVG	HI
DEROZAN	3-3	113	33-64	.516	1-3	.333	25-32	.781	1	10	11	25	9-0	5	4	0	92	30.7	33
ALDRIDGE	1-1	30	11-18	.611	4-7	.571	0-0	---	2	7	9	2	1-0	0	1	1	26	26.0	26
JOHNSON	3-3	84	14-29	.483	3-10	.300	7-10	.700	4	20	24	3	12-1	0	4	0	38	12.7	17
GAY	3-0	75	11-28	.393	6-12	.500	8-10	.800	3	13	16	3	2-0	5	5	2	36	12.0	16
MURRAY	3-3	70	16-32	.500	3-7	.429	1-1	1.000	1	9	10	8	3-0	5	1	0	36	12.0	25
WALKER	3-1	67	13-25	.520	7-14	.500	1-2	.500	1	9	10	4	6-0	1	4	1	34	11.3	13
MILLS	3-0	88	12-26	.462	6-16	.375	3-3	1.000	1	8	9	7	4-0	4	4	0	33	11.0	14
WHITE	2-2	60	4-16	.250	1-7	.143	6-6	1.000	1	3	4	2	7-0	2	2	3	15	7.5	9
POELTL	3-2	85	8-12	.667	0-0	---	4-7	.571	9	9	18	3	8-0	0	2	6	20	6.7	12
VASSELL	1-0	21	1-2	.500	1-1	1.000	2-2	1.000	0	3	3	2	1-0	1	2	0	5	5.0	5
EUBANKS	2-0	16	1-2	.500	0-0	---	3-4	.750	2	2	4	0	3-0	0	3	1	5	2.5	5
BATES-DIOP	1-0	1	0-0	---	0-0	---	0-0	---	0	0	0	0	0-0	0	0	0	0	0.0	0
JONES	2-0	3	0-1	.000	0-0	---	0-0	---	0	0	0	0	1-0	0	0	0	0	0.0	0
LYLES	1-0	7	0-0	---	0-0	---	0-0	---	0	2	2	0	0-0	0	0	0	0	0.0	0
SAMANIC	1-0	1	0-0	---	0-0	---	0-0	---	0	0	0	0	0-0	0	0	0	0	0.0	0
SPURS	3	720	124-255	.486	32-77	.416	60-77	.779	25	95	120	59	57-1	23	31	14	340	113.3	119
MAVERICKS	3	720	133-270	.493	40-121	.331	48-54	.889	31	99	130	77	61-1	11	33	6	354	118.0	122

2020-21 SEASON SERIES (2-1) DALLAS MAVERICKS VS. SAN ANTONIO

PLAYER	G-GS	MIN	FG-FGA	PCT	3FG-FGA	PCT	FT-FTA	PCT	OFF	DEF	TOT	AST	PF-DQ	STL	TO	BLK	PTS	AVG	HI
DONCIC	3-3	111	32-65	.492	8-30	.267	15-17	.882	1	23	24	30	11-0	1	13	0	87	29.0	36
PORZINGIS	3-3	103	30-52	.577	8-18	.444	12-13	.923	8	29	37	5	13-1	1	4	4	80	26.7	31
RICHARDSON	2-2	68	11-23	.478	4-10	.400	2-2	1.000	4	3	7	7	3-0	1	2	1	28	14.0	16
BRUNSON	3-1	81	13-30	.433	7-14	.500	2-3	.667	2	8	10	14	5-0	1	3	0	35	11.7	16
KLEBER	1-1	33	4-7	.571	3-6	.500	0-0	---	4	3	7	2	4-0	0	0	0	11	11.0	11
HARDAWAY	3-1	85	11-28	.393	3-15	.200	7-8	.875	0	4	4	5	3-0	1	4	0	32	10.7	21
POWELL	1-0	15	4-4	1.000	0-0	---	1-1	1.000	0	1	1	0	0-0	1	0	0	9	9.0	9
CAULEY-STEIN	2-0	28	8-10	.800	0-0	---	1-2	.500	3	3	6	1	4-0	0	0	0	17	8.5	10
FINNEY-SMITH	2-2	65	5-12	.417	2-8	.250	4-4	1.000	3	11	14	5	5-0	0	2	1	16	8.0	9
BURKE	3-0	38	9-19	.474	3-9	.333	1-1	1.000	0	2	2	2	2-0	3	0	0	22	7.3	13
JOHNSON	2-0	30	3-8	.375	0-3	.000	1-1	1.000	4	3	7	4	1-0	1	2	0	7	3.5	4
MELLI	1-1	22	2-5	.400	2-5	.400	0-0	---	0	1	1	0	5-0	0	1	0	6	6.0	6
GREEN	1-1	17	1-4	.250	0-2	.000	0-0	---	1	5	6	1	0-0	1	0	0	2	2.0	2
IWUNDU	1-0	24	0-3	.000	0-1	.000	2-2	1.000	1	3	4	1	5-0	0	0	0	2	2.0	2
MAVERICKS	3	720	133-270	.493	40-121	.331	48-54	.889	31	99	130	77	61-1	11	33	6	354	118.0	122
SPURS	3	720	124-255	.486	32-77	.416	60-77	.779	25	95	120	59	57-1	23	31	14	340	113.3	119

Michael Malone

1000 Chopper Place • Denver, CO 80204
(303) 405-1100 • www.nuggets.com

Owner . . . . . E. Stanley Kroenke
President and Governor . . . . . Josh Kroenke
President of Basketball Operations . . . . . Tim Connelly
General Manager . . . . . Calvin Booth
Assistant General Manager . . . . . Tommy Balcetis
Head Coach . . . . . Michael Malone
Assistant Coaches . . . . . David Adelman, Jordi Fernandez, Popeye Jones
. . . . . Ryan Bowen, Charles Klask, John Beckett
Vice President of Sports Medicine . . . . . Steve Short
Head Athletic Trainer . . . . . Dan Shimensky
Dir. of Perf./Head Strength and Conditioning Coach . . . . . Felipe Eichenberger
Media Relations . . . . . Nick O'Hayre, Cody Wise, Steven Blevins
Home Court . . . . . Ball Arena (19,520, built in 1999)
Radio . . . . . Altitude Radio Network (92.5 FM): Jason Kosmicki
Television . . . . . Altitude Sports & Entertainment: Chris Marlowe, Scott Hastings
. . . . . Chris Dempsey, Vic Lombardi, Katy Winge

2021-22 SCHEDULE VS. NUGGETS

10/22	Friday	8:00 p.m.	at Denver
12/9	Thursday	7:30 p.m.	in San Antonio
12/11	Saturday	7:30 p.m.	in San Antonio
4/5	Tuesday	8:00 p.m.	at Denver

2020-21 RESULTS VS. NUGGETS

1/29	W, 119-109	in San Antonio
4/7	L, 106-96	at Denver
4/9	L, 121-119	at Denver

ALL-TIME RESULTS

76-77:	SA 2-1	92-93:	SA 4-1	08-09:	DEN 2-1
77-78:	DEN 2-1	93-94:	SA 4-2	09-10	Tied 2-2
78-79:	DEN 3-1	94-95:	SA 4-1	10-11:	SA 3-1
79-80:	Tied 1-1	95-96:	SA 4-0	11-12:	SA 2-1
80-81:	SA 4-2	96-97:	Tied 2-2	12-13:	Tied 2-2
81-82:	SA 4-2	97-98:	SA 4-0	13-14:	SA 3-0
82-83:	SA 4-2	98-99:	SA 4-0	14-15:	SA 4-0
83-84:	Tied 3-3	99-00:	SA 3-1	15-16:	SA 3-1
84-85:	Tied 3-3	00-01:	Tied 2-2	16-17:	SA 3-0
85-86:	Tied 3-3	01-02:	SA 4-0	17-18:	Tied 2-2
86-87:	DEN 5-1	02-03:	SA 3-1	18-19:	Tied 2-2
87-88:	DEN 5-1	03-04:	SA 3-1	19-20:	DEN 2-0
88-89:	Tied 3-3	04-05:	Tied 2-2	20-21:	DEN 2-1
89-90:	SA 3-1	05-06:	Tied 2-2	**TOTALS:**	SA 119-73
90-91:	SA 4-1	06-07:	SA 2-1		
91-92:	SA 4-1	07-08:	Tied 2-2		

SPURS-NUGGETS SERIES NOTES

OVERALL RECORD: 119-73 **HOME:** 76-20 **ROAD:** 43-53 **OT:** 3-2
CURRENT STREAK: Lost 2 **HOME:** W 1 **ROAD:** L 7
SPURS BIGGEST WIN: 35 (twice) last 109-74 on 12/21/01 in San Antonio
SPURS BIGGEST LOSS: 30, 134-104 on 10/31/86 at Denver
SPURS LAST WIN AT HOME: 119-109 on 1/29/21
SPURS LAST LOSS AT HOME: 132-126 on 8/5/20
SPURS LAST WIN ON THE ROAD: 127-99 on 1/5/17
SPURS LAST LOSS ON THE ROAD: 121-119 on 4/9/21

DID YOU KNOW?

The Spurs 13 home-game win streak was snapped with a 132-126 loss on 8/5/20 in the NBA bubble, but their last loss in the Alamo City came on 3/4/12 (99-94) … Spurs assistant coach Chip Engelland spent two seasons (2003-05) with the Nuggets, serving as an assistant coach/player development coach … San Antonio held the Nuggets to an NBA record-low 3 points in the first quarter on 11/27/02 … Tim Duncan holds two Pepsi Center opponent records: Duncan had 8 steals on 2/9/00 and blocked 8 shots on 10/29/03 … Spurs Hall of Famer George Gervin scored 53 points vs. Denver on 1/8/80, the most ever by a Spurs player in the HemisFair Arena … Spurs guard Dejounte Murray posted a career-best 24 points against the Nuggets on 1/19/17 … Denver knocked San Antonio out of the 2019 Playoffs with a 90-86 win in Game 7 to advance to the Western Conference Semifinals.

2020-21 SEASON SERIES (1-2) SAN ANTONIO SPURS VS. DENVER

PLAYER	G-GS	MIN	FG-FGA	PCT	3FG-FGA	PCT	FT-FTA	PCT	OFF	DEF	TOT	AST	PF-DQ	STL	TO	BLK	PTS	AVG	HI
DEROZAN	3-3	103	24-41	.585	1-2	.500	19-21	.905	2	6	8	26	6-0	3	8	0	68	22.7	30
WHITE	2-2	63	16-31	.516	4-14	.286	7-8	.875	0	5	5	5	6-0	3	4	3	43	21.5	25
MURRAY	3-3	93	23-54	.426	4-12	.333	6-8	.750	3	16	19	13	8-0	6	4	0	56	18.7	26
JOHNSON	3-3	85	18-29	.621	2-4	.500	4-6	.667	5	12	17	7	6-0	3	3	1	42	14.0	19
MILLS	3-0	75	9-23	.391	6-17	.353	7-7	1.000	0	3	3	5	6-0	3	1	0	31	10.3	17
GAY	3-0	57	10-31	.323	3-13	.231	2-2	1.000	1	19	20	7	9-0	2	6	0	25	8.3	15
POELTL	3-2	89	10-17	.588	0-0	---	1-5	.200	13	8	21	11	9-0	4	3	1	21	7.0	13
WALKER	2-1	46	3-11	.273	2-5	.400	3-3	1.000	0	5	5	5	2-0	1	4	0	11	5.5	8
ALDRIDGE	1-1	22	1-3	.333	1-1	1.000	2-2	1.000	0	3	3	3	1-0	0	0	0	5	5.0	5
EUBANKS	2-0	23	2-4	.500	0-0	---	4-6	.667	3	6	9	0	0-0	1	0	1	8	4.0	5
VASSELL	3-0	37	4-8	.500	2-4	.500	2-3	.667	1	3	4	1	3-0	2	0	0	12	4.0	9
WEATHERSPOON	2-0	6	3-4	.750	0-0	---	1-2	.500	2	0	2	0	0-0	0	1	0	7	3.5	7
DIENG	1-0	10	1-4	.250	0-2	.000	1-2	.500	0	2	2	0	1-0	1	1	0	3	3.0	3
SAMANIC	1-0	4	1-2	.500	0-0	---	0-0	---	1	1	2	1	1-0	0	0	1	2	2.0	2
BATES-DIOP	1-0	1	0-0	---	0-0	---	0-0	---	0	0	0	0	0-0	0	0	0	0	0.0	0
JONES	2-0	6	0-3	.000	0-0	---	0-0	---	0	1	1	1	0-0	0	0	0	0	0.0	0
SPURS	3	720	125-265	.472	25-74	.338	59-75	.787	31	90	121	85	58-0	29	37	7	334	111.3	119
NUGGETS	3	720	124-248	.500	36-84	.429	52-67	.776	28	108	136	83	55-0	23	53	15	336	112.0	121

2020-21 SEASON SERIES (2-1) DENVER NUGGETS VS. SAN ANTONIO

PLAYER	G-GS	MIN	FG-FGA	PCT	3FG-FGA	PCT	FT-FTA	PCT	OFF	DEF	TOT	AST	PF-DQ	STL	TO	BLK	PTS	AVG	HI
JOKIC	3-3	108	34-59	.576	7-15	.467	11-14	.786	7	25	32	29	7-0	3	16	1	86	28.7	35
MURRAY	1-1	35	9-14	.643	2-4	.500	0-0	---	1	5	6	7	2-0	2	1	1	20	20.0	20
PORTER	3-2	90	18-34	.529	5-12	.417	8-10	.800	5	19	24	3	6-0	2	6	4	49	16.3	22
BARTON	3-3	97	13-33	.394	5-13	.385	9-9	1.000	2	4	6	12	7-0	3	4	0	40	13.3	17
MORRIS	3-0	68	14-25	.560	7-12	.583	3-4	.750	0	4	4	9	4-0	2	6	1	38	12.7	21
HARRIS	1-1	34	3-7	.429	2-5	.400	3-4	.750	0	3	3	1	1-0	2	1	0	11	11.0	11
GORDON	2-2	55	9-19	.474	1-6	.167	1-1	1.000	0	3	3	5	7-0	2	3	2	20	10.0	11
DOZIER	2-0	47	6-14	.429	2-4	.500	3-7	.429	3	9	12	3	1-0	2	1	0	17	8.5	9
GREEN	2-0	39	5-9	.556	2-3	.667	0-0	---	2	10	12	1	4-0	2	1	0	12	6.0	9
MCGEE	2-0	23	5-9	.556	0-0	---	1-2	.500	5	11	16	1	7-0	0	4	2	11	5.5	7
CAMPAZZO	3-2	61	3-10	.300	3-7	.429	6-6	1.000	1	5	6	9	3-0	3	4	0	15	5.0	9
MILLSAP	2-1	40	2-6	.333	0-2	.000	6-8	.750	1	8	9	2	4-0	0	1	2	10	5.0	8
CLARK	1-0	1	0-0	---	0-0	---	0-0	---	0	0	0	0	0-0	0	0	0	0	0.0	0
HAMPTON	1-0	1	1-1	1.000	0-0	---	0-0	---	0	0	0	0	0-0	0	0	0	2	2.0	2
HARTENSTEIN	1-0	5	1-3	.333	0-0	---	0-0	---	1	0	1	1	0-0	0	1	0	2	2.0	2
BOL	1-0	4	0-2	.000	0-0	---	1-2	.500	0	0	0	0	1-0	0	0	2	1	1.0	1
HOWARD	2-0	4	1-2	.500	0-1	.000	0-0	---	0	0	0	0	1-0	0	0	0	2	1.0	2
CANCAR	2-0	4	0-1	.000	0-0	---	0-0	---	0	0	0	0	0-0	0	1	0	0	0.0	0
NNAJI	2-0	4	0-0	---	0-0	---	0-0	---	0	2	2	0	0-0	0	0	0	0	0.0	0
NUGGETS	3	720	124-248	.500	36-84	.429	52-67	.776	28	108	136	83	55-0	23	53	15	336	112.0	121
SPURS	3	720	125-265	.472	25-74	.338	59-75	.787	31	90	121	85	58-0	29	37	7	334	111.3	119

6201 Second Avenue • Detroit, MI 48202
(248) 377-0100 • www.pistons.com

Owner . . . . . Tom Gores
Vice Chairman . . . . . Arn Tellem
General Manager . . . . . Troy Weaver
Sr. Advisor To Owner, Tom Gores . . . . . Ed Stefanski
Assistant General Manager . . . . . George David
Head Coach . . . . . Dwane Casey
Assistant Coaches . . . . . Rex Kalamian, Jerome Allen, Jim Moran, Bill Bayno
Sr. Medical Director . . . . . Bernard Condevaux
Athletic Trainer . . . . . Jim Scholler
Head Strength & Conditioning Coach. . . . . Jordan Sabourin
Public Relations . . . . . Kevin Grigg, Cletus Lewis, Josh Schur
Home Court . . . . . Little Caesars Arena (20,491, built in 2017)
Radio . . . . . 97.1 The Ticket: Mark Champion, Rick Mahorn, George Blaha
Television . . . . . Bally Sports Detroit: George Blaha, Greg Kelser

Dwane Casey

2021-22 SCHEDULE VS. PISTONS

12/26	Sunday	6:00 p.m.	in San Antonio
1/1	Saturday	6:00 p.m.	at Detroit

2020-21 RESULTS VS. PISTONS

3/15	W 109-99	at Detroit
4/22	W, 106-91	in San Antonio

ALL-TIME RESULTS

76-77:	SA 2-1	92-93:	SA 2-0	08-09:	Tied 1-1
77-78:	SA 2-1	93-94:	Tied 1-1	09-10:	Tied 1-1
78-79:	SA 3-1	94-95:	SA 2-0	10-11:	SA 2-0
79-80:	SA 4-2	95-96:	DET 2-0	11-12:	SA 1-0
80-81:	SA 2-0	96-97:	DET 2-0	12-13:	Tied 1-1
81-82:	SA 2-0	97-98:	Tied 1-1	13-14:	Tied 1-1
82-83:	Tied 1-1	98-99:	SA 1-0	14-15:	Tied 1-1
83-84:	Tied 1-1	99-00:	Tied 1-1	15-16:	SA 2-0
84-85:	Tied 1-1	00-01:	SA 2-0	16-17:	SA 2-0
85-86:	Tied 1-1	01-02:	SA 2-0	17-18:	Tied 1-1
86-87:	Tied 1-1	02-03:	SA 2-0	18-19:	SA 2-0
87-88:	Tied 1-1	03-04:	Tied 1-1	19-20:	Tied 1-1
88-89:	DET 2-0	04-05:	Tied 1-1	20-21:	SA 2-0
89-90:	Tied 1-1	05-06:	DET 2-0	**TOTALS:**	SA 61-35
90-91:	SA 2-0	06-07:	SA 2-0		
91-92:	Tied 1-1	07-08:	DET 2-0		

SPURS-PISTONS SERIES NOTES

OVERALL RECORD: 61-35 **HOME:** 35-13 **ROAD:** 26-22 **OT:** 1-2
CURRENT STREAK: Won 1 **HOME:** W 5 **ROAD:** L 1
SPURS BIGGEST WIN: 39, 114-75 on 03/03/13 at San Antonio
SPURS BIGGEST LOSS: 34, 132-98 on 12/1/19 at Detroit
SPURS LAST WIN AT HOME: 106-91 on 4/22/21
SPURS LAST LOSS AT HOME: 105-104 on 1/6/15
SPURS LAST WIN ON THE ROAD: 109-99 on 3/15/21
SPURS LAST LOSS ON THE ROAD: 132-98 on 12/1/19

DID YOU KNOW?

The Spurs suffered a 132-98 loss on 12/1/20, marking the franchise's largest deficit to the Pistons since falling by 32 in 1987 (143-111 at Detroit) ... San Antonio captured its third NBA Championship with a win over Detroit in 2005 in a thrilling seven-game series … David Robinson became just the fourth player in NBA history to record a quadruple-double on 2/17/94 vs. Detroit when he scored 34 points, grabbed 10 rebounds, blocked 10 shots and handed out 10 assists … the Spurs held the Pistons to 64 points on .259 (21-81) shooting on 2/21/99, a Spurs franchise record for lowest field goal percentage by an opponent ... Center Jakob Poeltl (2016-18) played under Pistons Head Coach Dwane Casey (2011-18) … Detroit guard Cory Joseph was drafted by the Spurs (No. 29) in the 2011 NBA Draft from the University of Texas … he spent four seasons in San Antonio (2011-2015) where he won an NBA Championship and averaged 5.2 points, 1.9 assists and 1.8 rebounds over 204 games.

2020-21 SEASON SERIES (2-0) SAN ANTONIO SPURS VS. DETROIT

PLAYER	G-GS	MIN	FG-FGA	PCT	3FG-FGA	PCT	FT-FTA	PCT	OFF	DEF	TOT	AST	PF-DQ	STL	TO	BLK	PTS	AVG	HI
MURRAY	1-1	33	9-13	.692	1-2	.500	0-0	---	2	8	10	6	1-0	1	4	0	19	19.0	19
WHITE	2-2	53	12-26	.462	3-11	.273	8-9	.889	2	10	12	10	5-0	1	4	3	35	17.5	26
POELTL	2-2	56	12-16	.750	0-0	---	7-9	.778	9	14	23	6	5-0	1	6	8	31	15.5	17
WALKER	2-2	62	11-25	.440	5-10	.500	2-4	.500	0	3	3	7	4-0	1	2	0	29	14.5	18
MILLS	1-0	23	5-9	.556	4-8	.500	0-0	---	0	0	0	3	0-0	0	0	0	14	14.0	14
GAY	2-0	44	9-19	.474	4-6	.667	2-2	1.000	0	6	6	5	5-0	1	2	2	24	12.0	14
JOHNSON	2-2	62	8-21	.381	2-3	.667	1-1	1.000	2	10	12	3	4-0	3	3	2	19	9.5	10
EUBANKS	2-0	40	6-9	.667	0-0	---	4-6	.667	3	6	9	7	4-0	0	7	1	16	8.0	8
VASSELL	2-0	45	6-12	.500	3-6	.500	0-0	---	1	4	5	4	7-0	2	1	0	15	7.5	13
BATES-DIOP	1-0	16	2-4	.500	0-0	---	0-1	.000	0	3	3	0	1-0	1	1	0	4	4.0	4
JONES	2-0	24	3-4	.750	1-1	1.000	0-0	---	0	1	1	5	3-0	1	1	0	7	3.5	5
SAMANIC	2-1	18	1-5	.200	0-2	.000	0-0	---	2	2	4	1	2-0	2	0	0	2	1.0	2
WEATHERSPOON	2-0	5	0-0	---	0-0	---	0-0	---	0	0	0	0	1-0	1	0	0	0	0.0	0
SPURS	2	480	84-163	.515	23-49	.469	24-32	.750	21	67	88	57	42-0	15	32	16	215	107.5	109
PISTONS	2	480	74-160	.463	15-47	.319	27-47	.574	17	60	77	37	31-0	11	28	10	190	95.0	99

2020-21 SEASON SERIES (0-2) DETROIT PISTONS VS. SAN ANTONIO

PLAYER	G-GS	MIN	FG-FGA	PCT	3FG-FGA	PCT	FT-FTA	PCT	OFF	DEF	TOT	AST	PF-DQ	STL	TO	BLK	PTS	AVG	HI
J. JACKSON	2-1	58	17-33	.515	2-10	.200	8-13	.615	3	3	6	5	2-0	0	2	1	44	22.0	29
GRANT	1-1	27	4-9	.444	1-3	.333	5-10	.500	0	1	1	2	1-0	1	2	1	14	14.0	14
MCGRUDER	1-1	25	5-10	.500	2-4	.500	1-2	.500	0	1	1	1	1-0	0	0	0	13	13.0	13
HAYES	1-1	31	5-15	.333	1-4	.250	1-1	1.000	0	0	0	5	2-0	1	4	1	12	12.0	12
F. JACKSON	2-0	51	10-19	.526	4-10	.400	0-0	---	0	4	4	1	3-0	1	5	0	24	12.0	14
PLUMLEE	1-1	23	3-5	.600	0-0	---	3-4	.750	2	10	12	0	2-0	1	0	2	9	9.0	9
STEWART	2-1	53	8-14	.571	0-1	.000	2-2	1.000	8	10	18	2	5-0	0	5	3	18	9.0	10
DIALLO	1-0	18	2-6	.333	0-0	---	1-4	.250	0	3	3	1	4-0	0	0	0	5	5.0	5
BEY	2-2	59	5-12	.417	3-6	.500	3-4	.750	1	3	4	0	2-0	2	2	0	16	8.0	9
WRIGHT	1-1	32	4-11	.364	0-2	.000	0-1	.000	0	4	4	8	1-0	3	1	1	8	8.0	8
OKAFOR	1-0	20	3-4	.750	0-0	---	1-2	.500	0	4	4	0	2-0	0	0	0	7	7.0	7
LEE	2-0	38	5-13	.385	0-1	.000	0-2	.000	1	6	7	9	5-0	0	2	1	10	5.0	8
DOUMBOUYA	2-1	29	2-7	.286	2-5	.400	2-2	1.000	0	5	5	3	1-0	1	1	0	8	4.0	5
COOK	1-0	16	1-1	1.000	0-0	---	0-0	---	2	5	7	0	0-0	0	1	0	2	2.0	2
SIRVYDIS	1-0	3	0-1	.000	0-1	.000	0-0	---	0	1	1	0	0-0	1	0	0	0	0.0	0
PISTONS	2	480	74-160	.463	15-47	.319	27-47	.574	17	60	77	37	31-0	11	28	10	190	95.0	99
SPURS	2	480	84-163	.515	23-49	.469	24-32	.750	21	67	88	57	42-0	15	32	16	215	107.5	109

Steve Kerr

1 Warriors Way • San Francisco, CA 94158
(415) 388-0100 • www.warriors.com

Co-Executive Chairman & CEO . . . . . Joe Lacob
Co-Executive Chairman . . . . . Peter Guber
President of Basketball Operations/General Manager . . . . . Bob Myers
Executive Vice President, Basketball Operations . . . . . Kirk Lacob
Dir. of Player Personnel/Assistant GM . . . . . Larry Harris
Head Coach . . . . . Steve Kerr
Assistant Coaches . . . . . Ron Adams, Kenny Atkinson
. . . . . Mike Brown, Chris DeMarco, Bruce Fraser, DeJan Milojević
Vice President, Player Health and Performance. . . . . Dr. Rick Celebrini
Director, Medical Services. . . . . Drew Yoder
Communications . . . . . Raymond Ridder, Brett Winkler, Michael Ravina,
. . . . . Darryl Arata, Cole Lawrence
Home Court . . . . . Chase Center (18,064, built in 2019)
Radio . . . . . KGMZ-FM (95.7 The Game) Tim Roye, Jim Barnett
Television . . . . . NBC Sports Bay Area: Bob Fitzgerald, Kelenna Azubuike

2021-22 SCHEDULE VS. WARRIORS

12/4	Saturday	9:30 p.m.	at Golden State
2/1	Tuesday	7:30 p.m.	in San Antonio
3/20	Sunday	7:30 p.m.	at Golden State
4/9	Saturday	TBD	in San Antonio

2020-21 RESULTS VS. WARRIORS

1/20	L, 121-99	at Golden State
2/8	W, 105-100	in San Antonio
2/9	L, 114-91	in San Antonio

ALL-TIME RESULTS

76-77:	Tied 2-2	92-93:	GS 3-1	08-09	SA 4-0
77-78:	GS 3-1	93-94:	Tied 2-2	09-10:	SA 3-0
78-79:	SA 3-1	94-95:	SA 3-1	10-11:	SA 4-0
79-80:	SA 2-0	95-96:	SA 3-1	11-12:	SA 3-0
80-81:	SA 4-1	96-97:	GS 4-0	12-13:	Tied 2-2
81-82:	GS 3-2	97-98:	SA 3-1	13-14:	SA 4-0
82-83:	SA 4-1	98-99:	SA 3-0	14-15:	SA 2-1
83-84:	GS 3-2	99-00:	SA 4-0	15-16:	GS 3-1
84-85:	SA 4-1	00-01:	SA 4-0	16-17:	SA 2-1
85-86:	SA 3-2	01-02:	SA 4-0	17-18:	GS 3-1
86-87:	GS 4-1	02-03:	SA 3-1	18-19:	SA 2-1
87-88:	GS 3-2	03-04:	Tied 2-2	19-20:	SA 2-0
88-89:	GS 3-1	04-05:	SA 3-0	20-21:	GS 2-1
89-90:	SA 3-1	05-06:	SA 4-0	**TOTALS:**	SA 112-63
90-91:	Tied 2-2	06-07:	SA 3-1		
91-92:	Tied 2-2	07-08:	GS 2-1		

SPURS-WARRIORS SERIES NOTES

OVERALL RECORD: 112-63 **HOME:** 67-21 **ROAD:** 45-42 **OT:** 9-5
CURRENT STREAK: Lost 1 **HOME:** L 1 **ROAD:** L 1
SPURS BIGGEST WIN: 45, 139-94 on 1/8/85 in San Antonio
SPURS BIGGEST LOSS: 39, 141-102 on 2/6/19 at Golden State
SPURS LAST WIN AT HOME: 105-100 on 2/8/21
SPURS LAST LOSS AT HOME: 114-91 on 2/9/21
SPURS LAST WIN ON THE ROAD: 127-110 on 11/1/19
SPURS LAST LOSS ON THE ROAD: 121-99 on 1/20/21

DID YOU KNOW?

The Spurs captured their first win in the Bay Area since 2016 with a 127-110 victory on 11/1/19 ... San Antonio won 33 consecutive home games against the Warriors from the start of the 1997-98 season up until 4/10/16 when they dropped a 92-86 decision to Golden State, which was their only home loss of the entire 2015-16 season ... San Antonio head coach Gregg Popovich served as an assistant for the Warriors under Don Nelson's staff from 1992-93 through the 1994-95 season … Warriors head coach Steve Kerr had two playing stints with the Silver and Black ... Kerr appeared in 131 games averaging 3.5 points from 1998-2001 and saw action in 75 games during the 2002-03 season, helping lead the Spurs to their second NBA Championship ... Warriors assistant coach Ron Adams was an assistant with the Spurs from 1992-94 ... the Spurs own or have tied three separate opponent records against Golden State … Terry Cummings had 16 offensive rebounds on 2/28/80 … Johnny Moore tallied 9 steals in a game in San Antonio on 1/8/85 to tie the record … George Johnson blocked 13 shots in one game on 2/24/81 … the Spurs suffered their biggest loss against the Warriors, falling by 39 points (141-102) at Oakland on 2/6/19, previous record was 37 points (133-96) on 2/15/89 … Avery Bradley played one season for the Texas Longhorns (2009-10) before being drafted 19th overall by Boston.

2020-21 SEASON SERIES (1-2) SAN ANTONIO SPURS VS. GOLDEN STATE

PLAYER	G-GS	MIN	FG-FGA	PCT	3FG-FGA	PCT	FT-FTA	PCT	OFF	DEF	TOT	AST	PF-DQ	STL	TO	BLK	PTS	AVG	HI
MURRAY	3-3	92	23-45	.511	3-11	.273	8-9	.889	1	19	20	9	6-0	10	7	0	57	19.0	27
DEROZAN	3-3	88	13-34	.382	1-6	.167	21-21	1.000	2	9	11	19	4-0	1	5	0	48	16.0	21
GAY	3-0	68	13-30	.433	5-10	.500	8-10	.800	4	16	20	5	8-0	1	5	0	39	13.0	17
JOHNSON	3-3	88	11-41	.268	1-9	.111	11-14	.786	6	14	20	11	3-0	0	4	1	34	11.3	13
LYLES	2-0	38	7-13	.538	1-6	.167	5-6	.833	2	7	9	0	2-0	0	0	0	20	10.0	15
MILLS	3-0	75	10-30	.333	6-21	.286	2-2	1.000	1	2	3	8	6-0	4	2	0	28	9.3	13
POELTL	3-2	74	14-22	.636	0-0	---	0-1	.000	7	14	21	0	8-0	0	4	6	28	9.3	14
VASSELL	3-1	72	8-19	.421	4-9	.444	4-6	.667	3	8	11	2	6-0	3	2	2	24	8.0	10
ALDRIDGE	1-1	23	2-8	.250	0-3	.000	0-0	---	1	2	3	0	1-0	0	0	1	4	4.0	4
JONES	1-0	5	1-2	.500	1-1	1.000	0-0	---	0	0	0	0	0-0	0	1	0	3	3.0	3
EUBANKS	2-0	20	2-7	.286	0-0	---	1-2	.500	2	5	7	2	0-0	0	0	3	5	2.5	3
WHITE	1-1	25	1-11	.091	0-5	.000	0-0	---	0	2	2	3	0-0	1	1	0	2	2.0	2
WALKER	2-1	42	1-11	.091	1-7	.143	0-0	---	0	6	6	2	3-0	0	2	0	3	1.5	3
BATES-DIOP	1-0	4	0-2	.000	0-0	---	0-0	---	1	0	1	0	0-0	1	0	0	0	0.0	0
WEATHERSPOON	1-0	4	0-1	.000	0-0	---	0-0	---	0	0	0	0	0-0	0	1	0	0	0.0	0
SPURS	3	720	106-276	.384	23-88	.261	60-71	.845	30	104	134	61	47-0	21	35	13	295	98.3	105
WARRIORS	3	720	126-268	.470	45-115	.391	38-54	.704	26	127	153	86	60-0	18	46	12	335	111.7	121

2020-21 SEASON SERIES (2-1) GOLDEN STATE WARRIORS VS. SAN ANTONIO

PLAYER	G-GS	MIN	FG-FGA	PCT	3FG-FGA	PCT	FT-FTA	PCT	OFF	DEF	TOT	AST	PF-DQ	STL	TO	BLK	PTS	AVG	HI
CURRY	3-3	99	31-54	.574	14-29	.483	14-16	.875	1	21	22	15	4-0	2	6	0	90	30.0	32
WISEMAN	1-1	25	8-11	.727	0-0	---	4-5	.800	1	5	6	4	4-0	0	0	0	20	20.0	20
OUBRE	3-3	100	17-41	.415	8-17	.471	10-13	.769	6	17	23	2	7-0	2	3	3	52	17.3	24
WIGGINS	3-3	105	16-38	.421	4-12	.333	7-10	.700	3	12	15	8	7-0	5	4	1	43	14.3	18
TOSCANO-ANDERSON	2-2	55	9-20	.450	1-3	.333	0-2	.000	6	13	19	5	5-0	1	3	1	19	9.5	11
POOLE	1-0	9	3-6	.500	3-4	.750	0-0	---	0	0	0	0	2-0	0	2	0	9	9.0	9
PASCHALL	3-0	44	11-20	.550	3-5	.600	1-4	.250	3	9	12	5	6-0	0	1	0	26	8.7	15
BAZEMORE	3-0	47	10-19	.526	3-8	.375	2-2	1.000	3	5	8	3	6-0	1	5	1	25	8.3	10
GREEN	3-3	93	10-22	.455	2-7	.286	0-2	.000	0	18	18	27	9-0	2	9	2	22	7.3	9
LEE	3-0	55	6-17	.353	4-15	.267	0-0	---	1	13	14	7	3-0	0	2	1	16	5.3	11
WANAMAKER	3-0	49	3-14	.214	2-10	.200	0-0	---	1	9	10	8	3-0	4	7	0	8	2.7	3
LOONEY	1-0	14	1-1	1.000	0-0	---	0-0	---	1	4	5	2	2-0	1	1	1	2	2.0	2
MULDER	3-0	24	1-5	.200	1-5	.200	0-0	---	0	1	1	0	2-0	0	1	2	3	1.0	3
WARRIORS	3	720	126-268	.470	45-115	.391	38-54	.704	26	127	153	86	60-0	18	46	12	335	111.7	121
SPURS	3	720	106-276	.384	23-88	.261	60-71	.845	30	104	134	61	47-0	21	35	13	295	98.3	105

Toyota Center • 1510 Polk Street • Houston, TX 77002
(713) 758-7200 • www.rockets.com

Owner . . . . . Tilman J. Fertitta
President of Business Operations . . . . . Gretchen Sheirr
General Manager . . . . . Rafael Stone
Head Coach . . . . . Stephen Silas
Assistant Coaches . . . . . John Lucas, Jeff Hornacek, Will Weaver, ... Rick Higgins, DeSagana Diop
Medical Director . . . . . Dr. David Crumbie
Head Athletic Trainer . . . . . Jason Biles
Media & Player Relations . . . . . Tracey Hughes, Sean McCloskey, Tomorrow Huff
Home Court . . . . . Toyota Center (18,055 built in 2003)
Radio . . . . . SportsTalk 790 (KBME 790 AM) and NewsRadio 740 (KTRH 740 AM) . . . . . Matt Thomas
Spanish Radio. . . . . TUDN (1010 AM): Adrian Chavarria
Television . . . . . AT&T SportsNet: Craig Ackerman, Ryan Hollins, Cayleigh Griffin

Stephen Silas

2021-22 SCHEDULE VS. ROCKETS

1/12	Wednesday	7:30 p.m.	in San Antonio
1/25	Tuesday	7:00 p.m.	at Houston
2/4	Friday	7:30 p.m.	in San Antonio
3/28	Monday	7:00 p.m.	at Houston

2020-21 RESULTS VS. ROCKETS

1/14	L, 109-105	in San Antonio
1/16	W, 103-91	in San Antonio
2/6	W, 111-106	at Houston

ALL-TIME RESULTS

76-77:	Tied 2-2	92-93:	HOU 4-1	08-09:	Tied 2-2
77-78:	SA 3-1	93-94:	SA 3-2	09-10:	Tied 2-2
78-79:	HOU 3-1	94-95:	SA 5-1	10-11:	SA 3-1
79-80:	Tied 3-3	95-96:	SA 3-1	11-12:	Tied 2-2
80-81:	Tied 3-3	96-97:	HOU 3-1	12-13:	SA 3-1
81-82:	Tied 3-3	97-98:	Tied 2-2	13-14:	HOU 4-0
82-83:	SA 5-1	98-99:	SA 3-0	14-15:	SA 3-1
83-84:	SA 4-2	99-00:	SA 4-0	15-16:	SA 3-1
84-85:	HOU 4-2	00-01:	SA 3-1	16-17:	SA 3-1
85-86:	HOU 5-1	01-02:	SA 4-0	17-18:	HOU 3-1
86-87:	HOU 5-1	02-03:	SA 3-1	18-19:	HOU 3-1
87-88:	SA 4-2	03-04:	SA 4-0	19-20:	SA 2-1
88-89:	HOU 6-0	04-05:	Tied 2-2	20-21:	SA 2-1
89-90:	Tied 2-2	05-06:	SA 4-0	**TOTALS:**	SA 112-91
90-91:	SA 3-2	06-07:	Tied 2-2		
91-92:	HOU 3-2	07-08:	Tied 2-2		

SPURS-ROCKETS SERIES NOTES

OVERALL RECORD: 112-91 **HOME:** 70-32 **ROAD:** 42-59 **OT:** 7-4
CURRENT STREAK: Won 2 **HOME:** W 1 **ROAD:** W 1
SPURS BIGGEST WIN: 38, 128-90 on 1/15/82 in San Antonio
SPURS BIGGEST LOSS: 34, 138-104 on 1/20/84 at Houston
SPURS LAST WIN AT HOME: 103-91 on 1/16/21
SPURS LAST LOSS AT HOME: 109-105 on 1/14/21
SPURS LAST WIN ON THE ROAD: 111-106 on 2/6/21
SPURS LAST LOSS ON THE ROAD: 109-107 on 12/16/19

DID YOU KNOW?

The Spurs have played 203 games against the Rockets, the most of any NBA team … San Antonio holds the record for highest Rockets opponent field goal percentage after going 48-71 (.676) from the field on 4/7/85 … the most offensive rebounds in Houston team history was reached vs. San Antonio on 4/13/84 when they grabbed 35 … the Spurs recorded a franchise-best 75 rebounds versus the Rockets in a 112-110 double overtime loss on 01/04/92 … Rockets Guard Dante Exum and Jock Landale played together and won bronze for the Australian National Team at the 2020 Olympics.

2020-21 SEASON SERIES (2-1) SAN ANTONIO SPURS VS. HOUSTON

PLAYER	G-GS	MIN	FG-FGA	PCT	3FG-FGA	PCT	FT-FTA	PCT	OFF	DEF	TOT	AST	PF-DQ	STL	TO	BLK	PTS	AVG	HI
DEROZAN	3-3	109	23-55	.418	1-6	.167	20-21	.952	4	17	21	18	2-0	3	5	2	67	22.3	30
JOHNSON	3-3	89	19-33	.576	3-8	.375	9-15	.600	7	12	19	5	12-0	1	3	3	50	16.7	29
WHITE	1-1	29	6-14	.429	2-7	.286	0-0	---	1	1	2	5	2-0	0	2	2	14	14.0	14
MURRAY	3-3	100	17-43	.395	2-8	.250	3-4	.750	1	20	21	13	5-0	10	5	0	39	13.0	18
EUBANKS	1-0	16	4-6	.667	0-0	---	4-4	1.000	0	3	3	1	1-0	0	1	3	12	12.0	12
WALKER	2-2	54	8-22	.364	4-11	.364	4-5	.800	0	6	6	2	3-0	0	2	1	24	12.0	16
VASSELL	3-0	58	11-20	.550	2-9	.222	6-6	1.000	3	9	12	2	7-0	8	2	1	30	10.0	12
MILLS	3-0	78	10-32	.313	4-19	.211	3-4	.750	3	5	8	8	5-0	1	3	0	27	9.0	11
GAY	3-0	64	8-21	.381	3-6	.500	5-7	.714	2	17	19	3	7-0	2	2	0	24	8.0	14
ALDRIDGE	2-2	48	6-17	.353	1-6	.167	2-2	1.000	0	4	4	3	3-0	0	3	0	15	7.5	11
POELTL	3-1	74	7-16	.438	0-0	---	3-7	.429	13	15	28	7	9-0	1	4	6	17	5.7	13
SPURS	3	720	119-279	.427	22-80	.275	59-75	.787	34	109	143	67	56-0	26	32	18	319	106.3	111
ROCKETS	3	720	111-258	.430	37-103	.359	47-71	.662	28	118	146	66	61-0	17	55	21	306	102.0	109

2020-21 SEASON SERIES (1-2) HOUSTON ROCKETS VS. SAN ANTONIO

PLAYER	G-GS	MIN	FG-FGA	PCT	3FG-FGA	PCT	FT-FTA	PCT	OFF	DEF	TOT	AST	PF-DQ	STL	TO	BLK	PTS	AVG	HI
WALL	1-1	32	10-19	.526	1-5	.200	6-9	.667	1	1	2	7	3-0	0	2	1	27	27.0	27
GORDON	1-0	36	8-13	.615	4-7	.571	6-7	.857	0	7	7	2	1-0	0	2	1	26	26.0	26
WOOD	2-2	76	19-38	.500	6-10	.600	7-14	.500	8	25	33	4	3-0	0	7	6	51	25.5	27
JONES	2-1	50	12-20	.600	6-9	.667	3-5	.600	1	6	7	5	3-0	0	9	0	33	16.5	24
HOUSE	1-0	25	4-11	.364	3-8	.375	1-2	.500	1	4	5	0	4-0	1	1	0	12	12.0	12
MCLEMORE	2-2	59	8-20	.400	5-12	.417	3-4	.750	0	6	6	5	4-0	2	3	0	24	12.0	21
BROWN	2-1	45	9-20	.450	3-9	.333	2-2	1.000	2	5	7	4	1-0	3	1	0	23	11.5	23
COUSINS	2-1	49	7-20	.350	4-15	.267	3-4	.750	1	14	15	4	5-0	2	6	2	21	10.5	12
NWABA	3-0	78	12-23	.522	3-7	.429	3-4	.750	3	6	9	6	3-0	3	3	1	30	10.0	14
OLADIPO	1-1	32	4-14	.286	0-3	.000	1-2	.500	1	5	6	5	5-0	1	4	1	9	9.0	9
TATE	3-3	83	9-29	.310	0-4	.000	6-9	.667	5	10	15	16	10-0	1	4	5	24	8.0	13
TUCKER	3-3	102	4-16	.250	2-10	.200	6-6	1.000	3	17	20	6	11-0	2	3	2	16	5.3	10
MARTIN	2-0	32	4-10	.400	0-0	---	0-3	.000	2	8	10	1	5-0	0	5	2	8	4.0	6
KURUCS	1-0	21	1-5	.200	0-4	.000	0-0	---	0	4	4	1	3-0	2	2	0	2	2.0	2
ROCKETS	3	720	111-258	.430	37-103	.359	47-71	.662	28	118	146	66	61-0	17	55	21	306	102.0	109
SPURS	3	720	119-279	.427	22-80	.275	59-75	.787	34	109	143	67	56-0	26	32	18	319	106.3	111

Rick Carlisle

125 S. Pennsylvania Street • Indianapolis, IN 46204
(317) 917-2500 • www.pacers.com

Chairman, CEO and NBA Governor . . . . . Herbert Simon
President, Basketball Operations . . . . . Kevin Pritchard
General Manager . . . . . Chad Buchanan
Assistant General Manager . . . . . Kelly Krauskopf
Head Coach . . . . . Rick Carlisle
Assistant Coaches . . . . . Lloyd Pierce, Ronald Nored, Mike Weinar, Jenny Boucek, ... Calbert Cheaney, Tyler Marsh
Senior Director of Medical Operations/Head Athletic Trainer . . . . . Josh Corbeil
Director of Sports Performance/Assistant Athletic Trainer . . . . . Shawn Windle
Media Relations . . . . . Michael Preston, Krissy Myers, Wes Kaminski
Home Court . . . . . Gainbridge Fieldhouse (17,923, built in 1999)
Radio . . . . . The Fan (93.5 FM/1070 AM): Mark Boyle
Television . . . . . Bally Sports Indiana: Chris Denari, Quinn Buckner, ... Jeremiah Johnson, Eddie Gill

2021-22 SCHEDULE VS. PACERS

11/1	Monday	6:00 p.m.	at Indiana
3/12	Satuday	7:00 p.m.	in San Antonio

2020-21 RESULTS VS. PACERS

4/3	L, 139-133 (OT)	in San Antonio
4/19	W, 109-94	at Indiana

ALL-TIME RESULTS

76-77:	Tied 2-2	92-93:	Tied 1-1	08-09:	SA 2-0
77-78:	SA 3-1	93-94:	SA 2-0	09-10:	SA 2-0
78-79:	IND 3-1	94-95:	IND 2-0	10-11:	SA 2-0
79-80:	SA 4-2	95-96:	Tied 1-1	11-12:	SA 1-0
80-81:	IND 2-0	96-97:	Tied 1-1	12-13:	SA 2-0
81-82:	IND 2-0	97-98:	SA 2-0	13-14:	Tied 1-1
82-83:	SA 2-0	98-99:	DNP	14-15:	SA 2-0
83-84:	SA 2-0	99-00:	Tied 1-1	15-16:	Tied 1-1
84-85:	Tied 1-1	00-01:	SA 2-0	16-17:	SA 2-0
85-86:	Tied 1-1	01-02:	Tied 1-1	17-18:	IND: 2-0
86-87:	IND 2-0	02-03:	SA 2-0	18-19:	Tied 1-1
87-88:	IND 2-0	03-04:	Tied 1-1	19-20:	IND: 1-0
88-89:	IND 2-0	04-05:	Tied 1-1	20-21:	Tied 1-1
89-90:	Tied 1-1	05-06:	SA 2-0	**TOTALS:**	SA 55-41
90-91:	Tied 1-1	06-07:	Tied 1-1		
91-92:	IND 2-0	07-08:	SA 2-0		

SPURS-PACERS SERIES NOTES

OVERALL RECORD: 55-41 **HOME:** 30-19 **ROAD:** 25-22 **OT:** 2-3
CURRENT STREAK: Won 1 **HOME:** L 4 **ROAD:** W 2
SPURS BIGGEST WIN: 30, 112-82 on 1/20/78 in San Antonio
SPURS BIGGEST LOSS: 33, 130-97 on 11/8/86 at Indiana
SPURS LAST WIN AT HOME: 100-99 on 3/1/17
SPURS LAST LOSS AT HOME: 139-133 (OT) on 4/3/21
SPURS LAST WIN ON THE ROAD: 109-94 on 4/19/21
SPURS LAST LOSS ON THE ROAD: 97-94 on 10/29/17

DID YOU KNOW?

Spurs Head Coach Gregg Popovich recorded his 1,000th career win with a 95-93 victory at Indiana on 2/9/15, becoming the ninth head coach in NBA history to reach the milestone …the Spurs and Pacers first met on 10/13/73 in Indianapolis when both teams played in the ABA ... the Pacers won that game, 116-99 ... San Antonio held Indiana to a franchise-low 55 points in a 74-55 win on 3/29/98 ... the Pacers also set a Spurs opponent franchise-low for points in a half with 21 in the second half … George Gervin holds the record for the most points scored in Market Square Arena by pouring in 55 vs. the Pacers on 1/23/80, leading the Spurs to a 144-130 win ... former Spur Larry Kenon recorded the first NBA opponent triple-double in Pacer history on 10/27/79 ... In 2019-20, Spurs Forward Doug McDermott made a career-high 128 3-pointers, which set a Pacers franchise record for threes made off the bench in a season … Indiana won the only matchup of the 2020-21 season, marking the Pacers second series win over the last three years and 10th all-time since 1976, compared to the Spurs 17 series wins … the Spurs snapped Indiana's three-game win streak with a 111-100 victory on 11/23/18 … it marked the first time the Pacers won three straight since the 1994-95 and 1995-96 seasons and have not won four straight games over San Antonio since claiming eight straight spanning the 1985-1990 seasons.

2020-21 SEASON SERIES (1-1) SAN ANTONIO SPURS VS. INDIANA

PLAYER	G-GS	MIN	FG-FGA	PCT	3FG-FGA	PCT	FT-FTA	PCT	OFF	DEF	TOT	AST	PF-DQ	STL	TO	BLK	PTS	AVG	HI
EROZAN	2-2	69	11-25	.440	0-2	.000	21-24	.875	3	9	12	12	8-0	0	5	1	43	21.5	25
WHITE	2-2	70	14-32	.438	8-21	.381	7-8	.875	2	4	6	7	5-0	1	3	1	43	21.5	25
JOHNSON	2-2	59	13-20	.650	3-6	.500	5-7	.714	5	11	16	2	3-0	0	2	1	34	17.0	20
MURRAY	2-2	68	13-27	.481	1-2	.500	4-6	.667	3	9	12	12	3-0	3	3	0	31	15.5	20
POELTL	2-2	65	13-22	.591	0-0	---	4-5	.800	7	13	20	4	10-1	4	4	4	30	15.0	16
GAY	2-0	45	9-19	.474	1-6	.167	4-5	.800	2	8	10	5	7-0	0	1	2	23	11.5	15
EUBANKS	1-0	16	2-6	.333	0-0	---	5-6	.833	4	9	13	1	1-0	0	5	0	9	9.0	9
MILLS	2-0	55	6-16	.375	4-12	.333	2-2	1.000	0	3	3	3	1-0	0	2	0	18	9.0	16
DIENG	1-0	3	0-0	---	0-0	---	0-0	---	0	0	0	1	1-0	0	0	0	0	0.0	0
VASSELL	2-0	23	2-7	.286	1-4	.250	0-0	---	0	4	4	0	1-0	1	1	0	5	2.5	3
BATES-DIOP	1-0	2	0-0	---	0-0	---	2-2	1.000	0	0	0	0	0-0	0	0	1	2	2.0	2
JONES	1-0	3	0-1	.000	0-1	.000	2-2	1.000	0	0	0	0	0-0	0	1	0	2	2.0	2
SAMANIC	2-0	12	1-3	.333	0-2	.000	0-0	---	1	2	3	0	2-0	0	1	0	2	1.0	2
WALKER	1-0	15	0-5	.000	0-1	.000	0-0	---	0	4	4	2	2-0	1	1	0	0	0.0	0
SPURS	2	505	84-183	.459	18-57	.316	56-67	.836	27	76	103	49	44-1	10	30	10	242	121.0	133

2020-21 SEASON SERIES (1-1) INDIANA PACERS VS. SAN ANTONIO

PLAYER	G-GS	MIN	FG-FGA	PCT	3FG-FGA	PCT	FT-FTA	PCT	OFF	DEF	TOT	AST	PF-DQ	STL	TO	BLK	PTS	AVG	HI
LEVERT	2-2	67	18-38	.474	3-11	.273	5-7	.714	1	7	8	11	4-0	3	7	1	44	22.0	26
BROGDON	1-1	32	5-20	.250	1-7	.143	7-8	.875	1	5	6	5	1-0	1	2	2	18	18.0	18
TURNER	1-1	38	6-12	.500	1-4	.250	5-6	.833	1	6	7	1	4-0	0	3	4	18	18.0	18
BRISSETT	1-1	25	5-8	.625	3-5	.600	0-1	.000	3	3	6	0	2-0	1	0	0	13	13.0	13
MCCONNELL	2-0	59	13-25	.520	0-1	.000	0-0	---	2	10	12	12	3-0	0	1	0	26	13.0	18
A. HOLIDAY	2-0	38	9-17	.529	3-6	.500	3-4	.750	0	5	5	3	4-0	1	2	1	24	12.0	18
SUMNER	2-2	53	9-14	.643	1-2	.500	3-3	1.000	2	9	11	9	6-0	3	2	0	22	11.0	15
BITADZE	2-1	37	3-12	.250	0-3	.000	9-10	.900	6	10	16	1	7-0	0	1	5	15	7.5	8
J. HOLIDAY	2-1	54	4-16	.250	3-12	.250	3-4	.750	0	9	9	1	4-0	3	2	0	14	7.0	10
MARTIN	2-0	18	4-7	.571	4-5	.800	2-2	1.000	2	0	2	2	2-0	1	0	0	14	7.0	9
MCDERMOTT	2-1	45	6-15	.400	0-4	.000	2-4	.500	1	4	5	1	4-0	1	0	0	14	7.0	10
SAMPSON	2-0	33	3-10	.300	1-2	.500	2-4	.500	5	4	9	1	7-1	0	0	0	9	4.5	7
STANLEY	1-0	3	1-3	.333	0-0	---	0-0	---	1	0	1	0	1-0	0	0	0	2	2.0	2
BOWEN	1-0	3	0-1	.000	0-1	.000	0-0	---	0	1	1	0	0-0	0	0	0	0	0.0	0
PACERS	2	505	86-198	.434	20-63	.317	41-53	.774	25	73	98	47	49-1	14	21	13	233	116.5	139

6951 S. Centinela Ave. • Playa Vista, CA 90094
(310) 862-6000 • www.clippers.com

Owner . . . . . Steve Ballmer
President, Basketball Operations . . . . . Lawrence Frank
General Manager . . . . . Michael Winger
Assistant General Managers . . . . . Mark Hughes, Trent Redden
Head Coach . . . . . Tyronn Lue
Associate Head Coach . . . . . Daniel Craig
Assistant Coaches . Jeremy Castleberry, Larry Drew, Shaun Fein, Jay Larranaga, ... Brendan O'Connor, Brian Shaw
Executive Director, Performance, Health & Wellness . . . . . John Meyer
Assistant Coach/Vice President of Player Performance. . . . . Todd Wright
Director of Medical Services/Head Athletic Trainer . . . . . Jasen Powell
Basketball Communications. . . . . Chris Wallace, Dennis Rogers, ... Curtis Jackson, Cooper Dzierzanowski
Home Court . . . . . STAPLES Center (19,060, built in 1999)
Radio (English) . . . . . LA Sports (AM 570): Noah Eagle
Radio (Spanish) . . . . . ESPN Deportes (1330 AM): Armando Garcia
Television . . . . . SoCal: Brian Sieman

Tyronn Lue

2021-22 SCHEDULE VS. CLIPPERS

11/16	Tuesday	9:30 p.m.	at Los Angeles
12/20	Monday	9:30 p.m.	at Los Angeles
1/15	Saturday	7:30 p.m.	in San Antonio

2020-21 RESULTS VS. CLIPPERS

1/5	W, 116-113	at Los Angeles
3/24	L, 134-101	in San Antonio
3/25	L, 98-85	in San Antonio

ALL-TIME RESULTS

76-77:	SA 4-0	92-93:	SA 4-0	08-09:	SA 4-0
77-78:	SA 3-1	93-94:	SA 3-1	09-10:	SA 4-0
78-79:	SA 4-0	94-95:	SA 4-0	10-11:	SA 2-1
79-80:	SA 2-0	95-96:	SA 3-1	11-12:	SA 2-1
80-81:	SA 4-1	96-97:	LA 4-0	12-13:	Tied 2-2
81-82:	SA 3-2	97-98:	SA 3-1	13-14:	SA 2-1
82-83:	SA 4-1	98-99:	SA 3-0	14-15:	Tied 2-2
83-84:	SA 4-1	99-00:	SA 4-0	15-16:	SA 2-1
84-85:	SA 3-2	00-01:	SA 4-0	16-17:	LA 3-1
85-86:	SA 4-1	01-02:	SA 3-1	17-18:	SA 2-1
86-87:	SA 4-1	02-03:	SA 3-1	18-19:	Tied 2-2
87-88:	SA 5-0	03-04:	SA 3-1	19-20:	LA 3-1
88-89:	LA 3-1	04-05:	SA 4-0	20-21:	LA 2-1
89-90:	SA 4-0	05-06:	SA 2-1	**TOTALS:**	SA 130-47
90-91:	Tied 2-2	06-07:	SA 4-0		
91-92:	Tied 2-2	07-08:	SA 3-0		

SPURS-CLIPPERS SERIES NOTES

OVERALL RECORD: 130-47 **HOME:** 73-17 **ROAD:** 57-30 **OT:** 6-2
CURRENT STREAK: Lost 2 **HOME:** L 3 **ROAD:** W 1
SPURS BIGGEST WIN: 38 (twice) Last 125-87 on 12/13/18 in San Antonio
SPURS BIGGEST LOSS: 33, 134-101 on 3/24/21 in San Antonio
SPURS LAST WIN AT HOME: 107-97 on 11/29/19
SPURS LAST LOSS AT HOME: 98-85 on 3/25/21
SPURS LAST WIN ON THE ROAD: 116-113 on 1/5/21
SPURS LAST LOSS ON THE ROAD: 108-105 on 2/3/20

DID YOU KNOW?

The Spurs tied its largest margin of victory against the Clippers in franchise history (38 points) with a 125-87 win on 12/13/18 … previously, the Spurs scored 163 points vs. then San Diego Clippers (163-125) on 11/8/78, which also marked the most points ever scored by the Spurs in regulation in an NBA game … former San Antonio guard Tony Parker became the youngest player to appear in a game for the Spurs when he suited up on 10/30/01 vs. the Clippers … the 19-year-old Frenchman had nine points and three assists in his NBA debut … the Clippers became the first NBA team San Antonio recorded 100 victories against with a 93-84 win on 3/13/07... David Robinson became the fourth player in NBA history to eclipse the 70-point mark with 71 points at Los Angeles on 4/24/94 ... Spurs Tim Duncan and guard Tony Parker set an all-time record for playoff wins by a duo (125) in Game 3 of the 2015 NBA Playoffs first round vs. the Clippers on 4/24/15 … Duncan, Parker and guard Manu Ginobili hit 500 regular-season wins together when they defeated the Clippers, 89-85, in Los Angeles on 11/10/14 ... with a 111-107 OT win at Los Angeles on 4/22/15, Spurs Head Coach Gregg Popovich became the third coach in NBA history to reach 150 career postseason wins.

2020-21 SEASON SERIES (1-2) SAN ANTONIO SPURS VS. LA CLIPPERS

PLAYER	G-GS	MIN	FG-FGA	PCT	3FG-FGA	PCT	FT-FTA	PCT	OFF	DEF	TOT	AST	PF-DQ	STL	TO	BLK	PTS	AVG	HI
DEROZAN	3-3	88	18-46	.391	0-1	.000	12-13	.923	1	11	12	11	6-0	3	9	1	48	16.0	23
MURRAY	3-3	101	21-48	.438	4-12	.333	2-3	.667	3	14	17	17	5-0	5	5	1	48	16.0	21
MILLS	3-0	79	16-33	.485	12-23	.522	3-4	.750	0	3	3	7	3-0	1	2	0	47	15.7	27
ALDRIDGE	1-1	25	6-16	.375	2-6	.333	0-0	---	2	4	6	2	0-0	1	1	0	14	14.0	14
WHITE	2-2	64	8-22	.364	4-12	.333	4-4	1.000	0	6	6	4	6-0	1	1	2	24	12.0	13
GAY	2-0	45	9-20	.450	4-7	.571	1-2	.500	1	11	12	2	2-0	0	2	1	23	11.5	16
VASSELL	3-0	59	8-13	.615	5-7	.714	6-6	1.000	0	8	8	1	5-0	1	0	1	27	9.0	12
WALKER	1-1	30	3-9	.333	1-5	.200	2-3	.667	0	1	1	1	2-0	2	1	1	9	9.0	9
POELTL	3-2	72	10-15	.667	0-0	---	1-2	.500	5	15	20	5	4-0	2	5	4	21	7.0	11
SAMANIC	2-0	20	6-8	.750	0-1	.000	2-4	.500	1	3	4	1	3-0	1	1	0	14	7.0	14
JOHNSON	3-3	84	8-23	.348	3-8	.375	0-0	---	5	17	22	7	10-0	0	0	2	19	6.3	9
LYLES	1-0	13	1-3	.333	0-2	.000	2-2	1.000	0	2	2	1	2-0	1	2	0	4	4.0	4
EUBANKS	2-0	26	2-5	.400	0-0	---	0-0	---	1	7	8	2	2-0	1	3	2	4	2.0	4
JONES	1-0	8	0-1	.000	0-0	---	0-0	---	0	2	2	0	0-0	0	1	0	0	0.0	0
WEATHERSPOON	1-0	6	0-1	.000	0-1	.000	0-0	---	0	0	0	0	1-0	0	0	0	0	0.0	0
SPURS	3	720	116-263	.441	35-85	.412	35-43	.814	19	104	123	61	51-0	19	34	15	302	100.7	116
CLIPPERS	3	720	126-263	.479	45-102	.441	48-61	.787	26	120	146	68	49-0	22	31	15	345	115.0	134

2020-21 SEASON SERIES (2-1) LOS ANGELES CLIPPERS VS. SAN ANTONIO

PLAYER	G-GS	MIN	FG-FGA	PCT	3FG-FGA	PCT	FT-FTA	PCT	OFF	DEF	TOT	AST	PF-DQ	STL	TO	BLK	PTS	AVG	HI
LEONARD	2-2	69	22-34	.647	3-5	.600	8-8	1.000	3	7	10	13	4-0	7	1	1	55	27.5	30
GEORGE	2-2	68	18-46	.391	2-11	.182	3-5	.600	4	15	19	8	2-0	1	3	0	41	20.5	24
BEVERLEY	1-1	33	7-10	.700	6-9	.667	0-0	---	1	7	8	8	5-0	0	1	2	20	20.0	20
MORRIS	1-1	26	7-12	.583	5-7	.714	1-3	.333	1	3	4	0	4-0	0	0	0	20	20.0	20
WILLIAMS	2-0	39	11-25	.440	3-9	.333	6-6	1.000	0	2	2	4	3-0	2	3	0	31	15.5	16
JACKSON	3-2	74	14-29	.483	9-17	.529	8-9	.889	1	7	8	9	7-0	1	4	0	45	15.0	28
BATUM	3-1	92	13-25	.520	7-16	.438	7-8	.875	1	20	21	8	5-0	3	3	3	40	13.3	21
ZUBAC	3-2	81	9-17	.529	0-0	---	8-9	.889	9	20	29	2	7-0	2	5	6	26	8.7	14
KENNARD	3-1	75	7-21	.333	4-11	.364	2-2	1.000	1	11	12	6	1-0	0	3	0	20	6.7	9
MANN	3-1	65	6-20	.300	1-5	.200	4-5	.800	3	19	22	4	5-0	1	3	1	17	5.7	10
COFFEY	3-0	29	5-8	.625	3-6	.500	0-2	.000	0	3	3	2	0-0	1	2	0	13	4.3	8
PATTERSON	3-1	38	5-8	.625	2-4	.500	0-0	---	0	2	2	2	3-0	2	0	0	12	4.0	7
IBAKA	1-1	25	1-7	.143	0-2	.000	1-2	.500	1	4	5	1	1-0	1	1	2	3	3.0	3
OTURU	1-0	6	1-1	1.000	0-0	---	0-2	.000	1	0	1	1	2-0	1	0	0	2	2.0	2
CLIPPERS	3	720	126-263	.479	45-102	.441	48-61	.787	26	120	146	68	49-0	22	31	15	345	115.0	134
SPURS	3	720	116-263	.441	35-85	.412	35-43	.814	19	104	123	61	51-0	19	34	15	302	100.7	116

LOS ANGELES LAKERS

Frank Vogel

2275 E. Mariposa Ave • El Segundo, CA 90245
(310) 426-6000 • www.lakers.com

Governor . . . . . Jeanie Buss
President, Business Operations . . . . . Tim Harris
VP, Basketball Operations & General Manager . . . . . Rob Pelinka
Head Coach . . . . . Frank Vogel
Assistant Coaches . . . . . David Fizdale, Phil Handy, Miles Simon
. . . . . Mike Penberthy, Quinton Crawford, John Lucas III
Director, Sports Performance . . . . . Judy Seto
Head Athletic Trainer . . . . . Roger Sancho
Head Strength & Conditioning Coach. . . . . Ed Streit
Media Relations . . . . . Ta'Nisha Cooper, Noah Camarena, Matt Fleer
Home Court . . . . . STAPLES Center (18,997, built in 1999)
Radio . . . . . ESPNLA Radio (710 AM): John Ireland, Mychal Thompson
Spanish Radio. . . . . ESPN Deportes (1330 AM): Fernando Gonzalez, Jose Mantilla
Television . . . . . Spectrum SportsNet: Bill Macdonald, Stu Lantz, Mike Trudell

2021-22 SCHEDULE VS. LAKERS

10/26	Tuesday	7:30 p.m.	in San Antonio
11/14	Sunday	2:30 p.m.	at Los Angeles
12/23	Thursday	9:30 p.m.	at Los Angeles
3/7	Monday	7:30 p.m.	in San Antonio

2020-21 RESULTS VS. LAKERS

12/30	L, 121-107	in San Antonio
1/1	L, 109-103	in San Antonio
1/7	W, 118-109	at Los Angeles

ALL-TIME RESULTS

76-77:	LA 3-1	92-93:	Tied 2-2	08-09:	LA 2-1
77-78:	Tied 2-2	93-94:	SA 4-0	09-10:	Tied 2-2
78-79:	Tied 2-2	94-95:	SA 3-1	10-11:	Tied 2-2
79-80:	LA 2-0	95-96:	SA 3-1	11-12:	SA 2-1
80-81:	SA 3-2	96-97:	Tied 2-2	12-13:	SA 2-1
81-82:	SA 3-2	97-98:	LA 4-0	13-14:	SA 3-1
82-83:	SA 4-1	98-99:	LA 2-1	14-15:	SA 2-1
83-84:	SA 3-2	99-00:	SA 3-1	15-16:	SA 4-0
84-85:	LA 3-2	00-01:	Tied 2-2	16-17:	SA 3-1
85-86:	LA 4-1	01-02:	LA 3-1	17-18:	LA 3-0
86-87:	LA 4-1	02-03:	SA 4-0	18-19:	SA 3-1
87-88:	LA 5-0	03-04:	LA 3-1	19-20:	LA 3-0
88-89:	LA 3-1	04-05:	SA 4-0	20-21:	LA 2-1
89-90:	Tied 2-2	05-06:	SA 3-1	**TOTALS:**	SA 90-87
90-91:	LA 3-1	06-07:	LA 2-1		
91-92:	SA 3-1	07-08:	Tied 2-2		

SPURS-LAKERS SERIES NOTES

OVERALL RECORD: 90-87 **HOME:** 53-37 **ROAD:** 37-50 **OT:** 4-7
CURRENT STREAK: Won 3 **HOME:** L 4 **ROAD:** W 2
SPURS BIGGEST WIN: 40, 134-94 on 1/12/17 in San Antonio
SPURS BIGGEST LOSS: 40, 138-98 on 3/30/89 at Los Angeles
SPURS LAST WIN AT HOME: 133-120 on 12/7/18
SPURS LAST LOSS AT HOME: 109-103 on 1/1/21
SPURS LAST WIN ON THE ROAD: 118-109 on 1/7/21
SPURS LAST LOSS ON THE ROAD: 129-102 on 2/4/20

DID YOU KNOW?

The Spurs and Lakers have the two best overall winning percentages in NBA history ... the Spurs have met the Lakers in the playoffs 11 times, more than any other team in the league … former Lakers guard Kobe Bryant holds the Spurs opponent playoff records for points, field goals made, field goals attempted and three-point field goals attempted … Bryant also holds the Spurs opponent record for most points in a game with 45 on 5/19/01 ... the Lakers hold the highest playoff field goal percent against the Spurs (.663) on 4/17/86 … with a 102-91 win vs. Los Angeles on 4/24/13, Tim Duncan and Gregg Popovich won their 119th playoff game, surpassing Kobe Bryant and Phil Jackson for the most wins by a player-coach duo in NBA postseason history … the Spurs defeated LeBron James and the Cavaliers to win the 2007 NBA Championship and again in the 2014 NBA Finals when San Antonio beat Miami.

2020-21 SEASON SERIES (1-2) SAN ANTONIO SPURS VS. LA LAKERS

PLAYER	G-GS	MIN	FG-FGA	PCT	3FG-FGA	PCT	FT-FTA	PCT	OFF	DEF	TOT	AST	PF-DQ	STL	TO	BLK	PTS	AVG	HI
ALDRIDGE	1-1	31	11-18	.611	3-7	.429	3-3	1.000	0	5	5	3	1-0	0	1	0	28	28.0	28
DEROZAN	3-3	109	20-41	.488	6-11	.545	19-23	.826	1	17	18	21	5-0	3	2	3	65	21.7	23
MURRAY	3-3	96	24-46	.522	4-11	.364	7-9	.778	2	21	23	10	8-0	2	6	0	59	19.7	29
GAY	3-0	74	15-36	.417	7-20	.350	1-1	1.000	3	9	12	3	7-0	1	1	2	38	12.7	15
JOHNSON	3-3	90	12-30	.400	7-13	.538	7-8	.875	3	12	15	6	8-0	3	7	1	38	12.7	26
WALKER	3-3	83	14-32	.438	3-9	.333	2-4	.500	1	10	11	8	5-0	1	3	1	33	11.0	14
MILLS	3-0	72	9-22	.409	5-12	.417	9-9	1.000	1	7	8	15	3-0	2	3	0	32	10.7	12
WHITE	1-0	23	3-9	.333	1-4	.250	2-2	1.000	0	1	1	1	1-0	0	2	2	9	9.0	9
VASSELL	2-0	27	3-7	.429	3-6	.500	0-0	---	0	3	3	2	1-0	2	0	1	9	4.5	6
POELTL	3-2	60	5-9	.556	0-0	---	1-7	.143	9	9	18	6	7-0	1	3	0	11	3.7	8
EUBANKS	2-0	47	2-11	.182	0-0	---	0-0	---	1	9	10	1	7-0	0	1	5	4	2.0	4
JONES	2-0	2	1-2	.500	0-0	---	0-0	---	0	0	0	0	0-0	0	0	0	2	1.0	2
BATES-DIOP	2-0	2	0-1	.000	0-0	---	0-0	---	0	0	0	0	0-0	0	0	0	0	0.0	0
LYLES	1-0	1	0-0	---	0-0	---	0-0	---	0	0	0	0	0-0	0	0	0	0	0.0	0
SAMANIC	2-0	2	0-0	---	0-0	---	0-0	---	0	0	0	0	0-0	0	0	0	0	0.0	0
SPURS	3	720	119-264	.451	39-93	.419	51-66	.773	21	103	124	76	53-0	15	32	15	328	109.3	118

2020-21 SEASON SERIES (2-1) LOS ANGELES LAKERS VS. SAN ANTONIO

PLAYER	G-GS	MIN	FG-FGA	PCT	3FG-FGA	PCT	FT-FTA	PCT	OFF	DEF	TOT	AST	PF-DQ	STL	TO	BLK	PTS	AVG	HI
JAMES	3-3	106	27-60	.450	8-17	.471	17-23	.739	1	21	22	30	4-0	3	10	1	79	26.3	27
DAVIS	3-3	101	33-58	.569	5-11	.455	6-11	.545	10	19	29	11	7-0	3	3	5	77	25.7	34
SCHRODER	3-3	94	18-41	.439	6-13	.462	0-0	---	2	10	12	9	6-0	3	10	1	42	14.0	21
CALDWELL-POPE	2-2	44	7-13	.538	3-5	.600	4-4	1.000	2	2	4	3	4-0	1	0	0	21	10.5	11
KUZMA	3-1	78	13-34	.382	3-14	.214	1-2	.500	5	15	20	5	8-0	2	5	1	30	10.0	13
CARUSO	1-0	20	3-3	1.000	2-2	1.000	0-0	---	0	3	3	1	3-0	0	0	0	8	8.0	8
HARRELL	3-0	65	9-18	.500	0-0	---	6-9	.667	7	19	26	2	5-0	1	4	0	24	8.0	10
HORTON-TUCKER	2-0	35	6-15	.400	1-5	.200	2-3	.667	0	5	5	3	3-0	1	2	2	15	7.5	10
MATTHEWS	3-0	69	7-14	.500	7-13	.538	0-0	---	1	4	5	3	6-0	0	0	1	21	7.0	18
COOK	2-0	3	2-2	1.000	2-2	1.000	2-2	1.000	0	0	0	0	0-0	0	0	0	8	4.0	5
GASOL	3-3	54	3-4	.750	0-1	.000	3-3	1.000	3	11	14	5	9-0	0	7	3	9	3.0	5
MORRIS	3-0	45	2-7	.286	1-6	.167	0-0	---	1	12	13	1	9-0	0	2	0	5	1.7	3
DUDLEY	2-0	3	0-0	---	0-0	---	0-0	---	0	0	0	0	0-0	0	0	0	0	0.0	0
MCKINNIE	2-0	3	0-0	---	0-0	---	0-0	---	0	0	0	0	0-0	0	0	0	0	0.0	0
LAKERS	3	720	130-269	.483	38-89	.427	41-57	.719	32	121	153	73	64-0	14	43	14	339	113.0	121
SPURS	3	720	119-264	.451	39-93	.419	51-66	.773	21	103	124	76	53-0	15	32	15	328	109.3	118

191 Beale St. • Memphis, TN 38103
(901) 205-1234 • www.grizzlies.com

Controlling Owner and Chairman . . . . . Robert J. Pera
President . . . . . Jason Wexler
General Manager/Executive VP of Basketball Operations . . . . . Zachary Z. Kleiman
Head Coach . . . . . Taylor Jenkins
Assistant Coaches . . . . . Blake Ahearn, Brad Jones, Darko Rajaković, ... David McClure, James "Scoonie" Penn, Sonia Raman, Vitaly Potapenko
Head of Sports Medicine . . . . . Eric Oetter
Director of Performance . . . . . Christopher Chase
Head Athletic Trainer . . . . . Pete Elliott
Communications . . . . . Laura Ehret, Jason Wallace, Ross Wooden, ... Avery Franklin, Corey Moore
Home Court . . . . . FedEx Forum (17,794, built in 2004)
Radio . . . . . ESPN (92.9 FM680AM): Eric Hasseltine, Elliot Perry, ... Michael Wallace, Jessica Benson
Television . . . . . Bally Sports Southeast: Pete Pranica, Brevin Knight, ... Rob Fischer, Chris Vernon

Taylor Jenkins

2021-22 SCHEDULE VS. GRIZZLIES

12/31	Friday	7:00 p.m.	at Memphis
1/26	Wednesday	6:30 p.m.	in San Antonio
2/28	Monday	7:00 p.m.	at Memhpis
3/30	Wednesday	7:30 p.m.	in San Antonio

2020-21 RESULTS VS. GRIZZLIES

12/23	W, 131-119	at Memphis
1/30	L, 129-112	in San Antonio
2/1	L, 133-102	in San Antonio

ALL-TIME RESULTS

95-96:	SA 4-0	04-05:	MEM 3-1	13-14:	SA 4-0
96-97:	VAN 3-1	05-06:	SA 4-0	14-15:	Tied 2-2
97-98:	SA 4-0	06-07:	SA 3-1	15-16:	SA 4-0
98-99:	SA 3-0	07-08:	SA 3-1	16-17:	Tied 2-2
99-00:	SA 4-0	08-09:	SA 4-0	17-18:	SA 4-0
00-01:	SA 4-0	09-10:	Tied 2-2	18-19:	Tied 2-2
01-02:	SA 4-0	10-11:	Tied 2-2	19-20:	Tied 2-2
02-03:	SA 3-1	11-12:	SA 4-0	20-21:	MEM 2-1
03-04:	MEM 3-1	12-13:	Tied 2-2	**TOTALS:**	SA 74-28

SPURS-GRIZZLIES SERIES NOTES

OVERALL RECORD: 74-28 **HOME:** 39-11 **ROAD:** 35-17 **OT:** 8-2
CURRENT STREAK: Lost 2 **HOME:** L 3 **ROAD:** W 2
SPURS BIGGEST WIN: 49, 111-62 on 11/8/95 in San Antonio
SPURS BIGGEST LOSS: 31, 133-102 on 2/1/21 in San Antonio
SPURS LAST WIN AT HOME: 108-88 on 1/5/19
SPURS LAST LOSS AT HOME: 133-102 on 2/1/21
SPURS LAST WIN ON THE ROAD: 131-119 on 12/23/20
SPURS LAST LOSS ON THE ROAD: 134-121 on 1/10/20

DID YOU KNOW?

The Spurs defeated the Grizzlies, 145-115, on 12/23/19 … the 145 points are the third-most scored under Gregg Popovich and the 14th highest regulation game in franchise history … the Spurs shot a league season-high 67.4 percent from the floor, the best shooting game in 23 years under Popovich and third-best in franchise history (1983: 70.7) … Grizzlies Head Coach Taylor Jenkins spent six seasons with the Spurs organization (2007-13) and served as an assistant coach with the NBA G League Austin Spurs (2008-12) before becoming head coach in 2012-13 … on 12/30/97 in Vancouver, Chuck Person set a Spurs franchise record with nine threes made … on 11/8/95 San Antonio defeated Memphis, 111-62, marking the largest deficit in Grizzlies history and a franchise-low 62 points … the Grizzlies made their first-ever playoff appearance against San Antonio in 2004, and the Spurs took the series 4-0 … Memphis earned its first playoff win and first playoff series victory when they went 4-2 versus the Spurs in the first round of the 2011 Playoffs … Grizzlies Kyle Anderson was drafted 30th overall by San Antonio in the 2014 NBA Draft and appeared in 257 games (2014-18).

2020-21 SEASON SERIES (1-2) SAN ANTONIO SPURS VS. MEMPHIS

PLAYER	G-GS	MIN	FG-FGA	PCT	3FG-FGA	PCT	FT-FTA	PCT	OFF	DEF	TOT	AST	PF-DQ	STL	TO	BLK	PTS	AVG	HI
JOHNSON	3-3	83	15-32	.469	4-12	.333	19-24	.792	4	16	20	7	2-0	5	6	1	53	17.7	25
DEROZAN	3-3	90	15-32	.469	1-4	.250	16-19	.842	4	11	15	16	5-0	2	4	1	47	15.7	28
ALDRIDGE	3-3	73	19-32	.594	5-10	.500	3-3	1.000	1	8	9	3	4-0	1	3	3	46	15.3	20
MURRAY	3-3	83	17-36	.472	4-11	.364	4-5	.800	1	14	15	20	10-0	4	6	0	42	14.0	21
WHITE	2-0	43	8-21	.381	4-11	.364	3-4	.750	0	3	3	6	5-0	2	2	2	23	11.5	18
MILLS	3-0	62	12-29	.414	7-15	.467	3-3	1.000	0	6	6	7	4-0	2	3	0	34	11.3	13
WALKER	3-3	76	13-24	.542	5-10	.500	1-1	1.000	1	10	11	7	7-0	3	2	2	32	10.7	16
GAY	3-0	63	10-24	.417	4-11	.364	4-6	.667	2	12	14	2	2-0	2	5	3	28	9.3	12
POELTL	3-0	58	8-14	.571	0-0	---	2-5	.400	10	9	19	7	4-0	1	1	6	18	6.0	8
VASSELL	3-0	41	3-10	.300	2-5	.400	0-0	---	1	6	7	1	2-0	0	1	1	8	2.7	3
EUBANKS	2-0	10	2-4	.500	0-0	---	0-1	.000	1	2	3	0	1-0	0	1	1	4	2.0	4
JONES	1-0	3	0-2	.000	0-0	---	2-2	1.000	1	0	1	0	0-0	0	0	0	2	2.0	2
LYLES	2-0	17	2-3	.667	0-0	---	0-0	---	0	3	3	1	0-0	0	0	0	4	2.0	4
BATES-DIOP	2-0	9	0-3	.000	0-2	.000	2-2	1.000	0	1	1	1	0-0	0	0	0	2	1.0	2
WEATHERSPOON	2-0	9	0-1	.000	0-0	---	2-2	1.000	0	1	1	3	1-0	1	3	0	2	1.0	2
SPURS	3	720	124-267	.464	36-91	.396	61-77	.792	26	102	128	81	47-0	23	40	20	345	115.0	131
GRIZZLIES	3	720	152-279	.545	42-92	.457	35-51	.686	25	115	140	98	59-1	24	37	26	381	127.0	133

2020-21 SEASON SERIES (2-1) MEMPHIS GRIZZLIES VS. SAN ANTONIO

PLAYER	G-GS	MIN	FG-FGA	PCT	3FG-FGA	PCT	FT-FTA	PCT	OFF	DEF	TOT	AST	PF-DQ	STL	TO	BLK	PTS	AVG	HI
MORANT	3-3	84	31-50	.620	3-8	.375	11-13	.846	2	5	7	28	3-0	4	10	1	76	25.3	44
VALANCIUNAS	1-1	30	6-11	.545	1-1	1.000	2-6	.333	3	10	13	2	4-0	1	1	1	15	15.0	15
BROOKS	3-3	84	16-37	.432	4-12	.333	7-8	.875	1	6	7	11	7-1	4	4	1	43	14.3	16
CLARKE	3-2	74	18-30	.600	2-7	.286	4-5	.800	1	13	14	2	3-0	2	1	4	42	14.0	18
ANDERSON	3-3	75	16-27	.593	5-9	.556	3-6	.500	0	23	23	6	7-0	3	4	1	40	13.3	17
MELTON	3-0	83	15-33	.455	10-19	.526	0-0	---	2	12	14	8	9-0	2	2	5	40	13.3	20
DIENG	3-0	63	14-20	.700	6-8	.750	5-7	.714	8	9	17	5	10-0	2	5	5	39	13.0	19
BANE	3-0	57	12-22	.545	7-12	.583	0-0	---	2	9	11	3	4-0	0	2	1	31	10.3	15
JONES	3-0	63	12-23	.522	1-7	.143	1-2	.500	1	4	5	23	3-0	2	3	0	26	8.7	11
TILLMAN	2-2	45	7-14	.500	0-1	.000	2-4	.500	2	13	15	4	6-0	3	1	4	16	8.0	10
ALLEN	1-1	27	2-7	.286	2-6	.333	0-0	---	0	2	2	5	1-0	0	0	1	6	6.0	6
KONCHAR	2-0	35	3-5	.600	1-2	.500	0-0	---	3	9	12	1	2-0	1	1	2	7	3.5	5
GRIZZLIES	3	720	152-279	.545	42-92	.457	35-51	.686	25	115	140	98	59-1	24	37	26	381	127.0	133
SPURS	3	720	124-267	.464	36-91	.396	61-77	.792	26	102	128	81	47-0	23	40	20	345	115.0	131

Erik Spoelstra

601 Biscayne Blvd. • Miami, FL 33132
(786) 777-4328 • www.heat.com

Managing General Partner . . . . . Micky Arison
Chief Executive Officer . . . . . Nick Arison
President . . . . . Pat Riley
Senior Vice President, Basketball Operations/General Manager . . . . Andy Elisburg
Vice President, Basketball Operations/Assistant General Manager. . . . Adam Simon
Head Coach . . . . . Erik Spoelstra
Assistant Coaches . . . Chris Quinn, Malik Allen, Caron Butler, Octavio de la Grana
. . . . . Anthony Carter, Eric Glass
Head Athletic Trainer/VP, Sport Performance . . . . . Jay Sabol
Head Strength & Conditioning Coach. . . . . Eric Foran
Sports Media Relations. . . . .Tim Donovan, Rob Wilson, Michael Lissack
. . . .Nick Maiorana, Maddox Burnett
Home Court . . . . . FTX Arena (19,600, built in 2000)
Radio . . . . . 790 The Ticket (AM 790/FM 104.3 HD-2): Jason Jackson,
. . . . . Ruth Riley Hunter, Ron Rothstein
Spanish Radio . . . . . WAQI (710 AM): José Pañeda, Joe Pujala
Television . . . . . Bally Sports Sun: Eric Reid, John Crotty, Jason Jackson,
. . . . . Will Manso, Kristen Hewitt

2021-22 SCHEDULE VS. HEAT

12/29	Wednesday	7:30 p.m.	in San Antonio
2/26	Saturday	7:00 p.m.	at Miami

2020-21 RESULTS VS. HEAT

4/21	L, 107-87	at Miami
4/28	L, 116-111	in San Antonio

ALL-TIME RESULTS

88-89:	SA 4-2	00-01:	Tied 1-1	12-13:	MIA 2-0
89-90:	SA 2-0	01-02:	Tied 1-1	13-14:	Tied 1-1
90-91:	SA 2-0	02-03:	SA 2-0	14-15:	SA 2-0
91-92:	Tied 1-1	03-04:	SA 2-0	15-16:	SA 2-0
92-93:	Tied 1-1	04-05:	Tied 1-1	16-17:	SA 2-0
93-94:	SA 2-0	05-06:	SA 2-0	17-18	SA 2-0
94-95:	SA 2-0	06-07:	Tied 1-1	18-19:	MIA 2-0
95-96:	Tied 1-1	07-08:	SA 2-0	19-20:	Tied 1-1
96-97:	MIA 2-0	08-09:	Tied 1-1	20-21:	MIA
97-98:	SA 2-0	09-10:	SA 2-0	**TOTALS:**	SA 44-23
98-99:	DNP	10-11:	Tied 1-1		
99-00:	Tied 1-1	11-12:	MIA 1-0		

SPURS-HEAT SERIES NOTES

OVERALL RECORD: 44-23 **HOME:** 28-5 **ROAD:** 16-18 **OT:** 1-0
CURRENT STREAK: Lost 2 **HOME:** L 1 **ROAD:** L 3
SPURS BIGGEST WIN: 30 twice, last 125-95 on 3/4/11 in San Antonio
SPURS BIGGEST LOSS: 30, 110-80 on 3/14/11 at Miami
SPURS LAST WIN AT HOME: 107-102 on 1/19/20
SPURS LAST LOSS AT HOME: 116-111 on 4/28/21
SPURS LAST WIN ON THE ROAD: 117-100 on 10/25/17
SPURS LAST LOSS ON THE ROAD: 107-87 on 4/21/21

DID YOU KNOW?

The Spurs and Heat met in the 2014 NBA Finals, when the Silver and Black won the series 4-1 and captured their fifth NBA title in 15 years … on 6/12/14, Tim Duncan recorded his 158th career postseason double-double in Game 4 of the NBA Finals, surpassing Magic Johnson for the most double-doubles in NBA postseason history … the two teams also met in the 2013 NBA Finals when Miami won its third championship in Game 7, 95-88 … the Heat won its first game in San Antonio (90-79) in team history on 12/23/96 when Spurs Hall of Famer David Robinson suffered a broken bone in his left foot and missed the remainder of the 1996-97 season … in 2010-11, the Spurs tied their largest margin of victory (30) over the Heat in a 125-95 win, then the Heat earned their largest win over the Spurs (30) by a score of 110-80 … former San Antonio guard Tony Parker played in his 1,000th career game at Miami on 3/31/15, setting the all-time NBA record for most wins in a player's first 1,000 games (718) … Heat forward Taurean Prince played for Earl Warren High School in San Antonio … Lonnie Walker IV played collegiately at the University of Miami, Fl.

2020-21 SEASON SERIES (0-2) SAN ANTONIO SPURS VS. MIAMI

PLAYER	G-GS	MIN	FG-FGA	PCT	3FG-FGA	PCT	FT-FTA	PCT	OFF	DEF	TOT	AST	PF-DQ	STL	TO	BLK	PTS	AVG	HI
DEROZAN	2-2	67	13-26	.500	0-2	.000	9-11	.818	1	8	9	12	5-0	1	4	0	35	17.5	20
MURRAY	2-2	65	12-31	.387	4-12	.333	5-5	1.000	3	12	15	15	6-0	1	6	0	33	16.5	22
WHITE	1-1	31	5-12	.417	2-8	.250	1-2	.500	0	5	5	7	0-0	0	1	0	13	13.0	13
WALKER	2-0	47	9-20	.450	4-9	.444	3-3	1.000	0	3	3	3	3-0	0	0	0	25	12.5	18
JOHNSON	2-2	54	8-16	.500	2-6	.333	5-7	.714	1	11	12	1	3-0	0	1	0	23	11.5	14
GAY	2-0	41	7-20	.350	3-11	.273	2-3	.667	1	2	3	1	2-0	0	2	0	19	9.5	13
POELTL	2-2	57	6-8	.750	0-0	---	2-2	1.000	4	12	16	3	6-0	3	3	7	14	7.0	8
VASSELL	2-1	29	4-12	.333	2-7	.286	1-3	.333	0	2	2	2	0-0	0	0	1	11	5.5	11
MILLS	2-0	38	3-13	.231	3-12	.250	0-0	---	0	1	1	2	2-0	0	1	0	9	4.5	6
BATES-DIOP	1-0	4	1-1	1.000	0-0	---	2-2	1.000	0	1	1	0	0-0	0	0	0	4	4.0	4
EUBANKS	2-0	26	4-5	.800	0-0	---	0-0	---	3	5	8	1	5-0	2	0	2	8	4.0	6
JONES	1-0	4	0-1	.000	0-0	---	2-2	1.000	0	0	0	0	0-0	0	0	0	2	2.0	2
DIENG (SA)	2-0	10	0-0	---	0-0	---	2-2	1.000	1	1	2	0	3-0	0	1	0	2	1.0	2
SAMANIC	1-0	4	0-0	---	0-0	---	0-2	.000	0	1	1	0	0-0	0	0	0	0	0.0	0
SPURS	2	480	72-165	.436	20-67	.299	34-44	.773	14	64	78	47	35-0	7	20	10	198	99.0	111
HEAT	2	480	82-168	.488	22-56	.393	37-44	.841	19	73	92	54	43-0	12	21	2	223	111.5	116

2020-21 SEASON SERIES (2-0) MIAMI HEAT VS. SAN ANTONIO

PLAYER	G-GS	MIN	FG-FGA	PCT	3FG-FGA	PCT	FT-FTA	PCT	OFF	DEF	TOT	AST	PF-DQ	STL	TO	BLK	PTS	AVG	HI
BUTLER	2-2	73	17-36	.472	0-2	.000	13-13	1.000	4	11	15	17	3-0	2	4	0	47	23.5	29
ADEBAYO	2-2	63	15-23	.652	0-0	---	14-16	.875	5	14	19	7	5-0	4	3	1	44	22.0	23
HERRO	1-0	25	8-13	.615	5-6	.833	1-2	.500	1	5	6	4	1-0	0	0	0	22	22.0	22
DRAGIC	2-0	47	9-20	.450	6-11	.545	3-4	.750	2	3	5	9	5-0	2	1	0	27	13.5	18
NUNN	2-2	71	12-24	.500	3-11	.273	0-0	---	0	9	9	4	5-0	1	4	0	27	13.5	18
DEDMON	2-0	31	10-13	.769	0-0	---	4-5	.800	4	8	12	0	7-0	1	3	1	24	12.0	18
ROBINSON	2-2	60	7-17	.412	4-11	.364	0-0	---	0	7	7	3	6-0	0	0	0	18	9.0	10
ARIZA	2-2	55	2-12	.167	2-9	.222	1-2	.500	1	9	10	3	5-0	2	2	0	7	3.5	4
OKPALA	1-0	19	1-6	.167	1-2	.500	0-0	---	1	1	2	2	4-0	0	0	0	3	3.0	3
VINCENT	2-0	7	1-2	.500	1-2	.500	0-0	---	1	1	2	1	0-0	0	0	0	3	1.5	3
ACHIUWA	1-0	2	0-0	---	0-0	---	1-2	.500	0	1	1	0	0-0	0	0	0	1	1.0	1
IGUODALA	1-0	24	0-1	.000	0-1	.000	0-0	---	0	4	4	4	1-0	0	2	0	0	0.0	0
STRUS	1-0	1	0-1	.000	0-1	.000	0-0	---	0	0	0	0	1-0	0	0	0	0	0.0	0
HEAT	2	480	82-168	.488	22-56	.393	37-44	.841	19	73	92	54	43-0	12	21	2	223	111.5	116
SPURS	2	480	72-165	.436	20-67	.299	34-44	.773	14	64	78	47	35-0	7	20	10	198	99.0	111

1111 N. Vel R. Phillips Ave. • Milwaukee, WI 53203
(414) 227-0500 • www.bucks.com

Owners . . . . . Marc Lasry, Wes Edens, Jamie Dinan
General Manager . . . . . Jon Horst
Assistant General Manager . . . . . Milt Newton
Head Coach . . . . . Mike Budenholzer
Assistant Coaches . . . . . Darvin Ham, Charles Lee, Chad Forcier, ... Patrick St. Andrews, Vin Baker, Josh Oppenheimer, Mike Dunlap
Vice President of Performance . . . . . Troy Flanagan
Head Athletic Trainer . . . . . Scott Faust
Head of Strength and Conditioning . . . . . Suki Hobson
Communications . . . . . Barry Baum, Dan Smyczek, Eric Kohlbeck
Home Court . . . . . Fiserv Forum (17,341, built in 2018)
Radio . . . . . 103.3 FM and 620 AM WTMJ: Dave Koehn
Television . . . . . Bally Sports Wisconsin: LisaByington, Marques Johnson . . . . . Steve Novak, Zora Stephenson

Mike Budenholzer

2021-22 SCHEDULE VS. BUCKS

10/23	Saturday	7:30 p.m.	in San Antonio
10/30	Saturday	7:00 p.m.	at Milwaukee

2020-21 RESULTS VS. BUCKS

3/10	L, 120-113	at Milwaukee
5/10	W, 146-125	in San Antonio

ALL-TIME RESULTS

76-77:	MIL 3-1	91-92:	Tied 1-1	08-09:	MIL 2-0
77-78:	Tied 2-2	92-93:	SA 2-0	09-10:	SA 2-0
78-79:	SA 3-1	93-94:	SA 2-0	10-11:	SA 2-0
79-80:	SA 2-0	94-95:	SA 2-0	11-12:	MIL 1-0
80-81:	Tied 1-1	95-96:	Tied 1-1	12-13:	SA 2-0
81-82:	Tied 1-1	96-97:	Tied 1-1	13-14:	SA 2-0
82-83:	MIL 2-0	97-98:	SA 2-0	14-15:	SA 2-0
83-84:	Tied 1-1	98-99:	DNP	15-16:	SA 2-0
84-85:	MIL 2-0	00-01:	MIL 2-0	16-17:	Tied 1-1
85-86:	MIL 2-0	01-02:	MIL 2-0	17-18:	MIL 2-0
86-87:	Tied 1-1	02-03:	SA 2-0	18-19:	Tied 1-1
87-88:	Tied 1-1	03-04:	Tied 1-1	19-20:	Tied 1-1
88-89:	Tied 1-1	04-05:	SA 2-0	20-21:	Tied 1-1
89-90:	Tied 1-1	05-06:	Tied 1-1	**TOTALS:**	SA 51-42
99-00:	MIL 2-0	06-07:	MIL 2-0		
90-91:	Tied 1-1	07-08:	SA 2-0		

SPURS-BUCKS SERIES NOTES

OVERALL RECORD: 51-42 **HOME:** 32-14 **ROAD:** 19-28 **OT:** 2-2
CURRENT STREAK: Won 1 **HOME:** W 3 **ROAD:** L 4
SPURS BIGGEST WIN: 42, 153-111 on 10/14/78 in San Antonio
SPURS BIGGEST LOSS: 29, 126-97 on 11/5/85 at Milwaukee
SPURS LAST WIN AT HOME: 146-125 on 5/10/21
SPURS LAST LOSS AT HOME: 94-87 on 11/10/17
SPURS LAST WIN ON THE ROAD: 97-96 on 12/5/16
SPURS LAST LOSS ON THE ROAD: 120-113 on 3/10/21

DID YOU KNOW?

Bucks Head Coach Mike Budenholzer was an assistant coach with the Spurs for 17 seasons and spent his first two seasons as a video coordinator … Budenholzer helped lead San Antonio to a league-best 908-438 (.675) record and NBA Championships in 1999, 2003, 2005 and 2007 … Bucks assistant coach Chad Forcier spent nine seasons with the Spurs (2007-16) under Gregg Popovich, and won the 2014 NBA Championship … Forcier worked alongside Mike Budenholzer for six seasons (2007-13) in San Antonio … Spurs Guard Bryn Forbes won the 2021 NBA Championship with the Bucks, averaging 10.0 points and 1.6 rebounds in 19.3 minutes while shooting .452 from three-point range, which ranked fourth in the NBA … he made seven 3-pointers in Game 4 of the first-round against Miami, the most for Milwaukee in a Playoff game since Ray Allen made nine in 2001 … on 3/6/82 at the HemisFair Arena, the Spurs beat the Bucks, 171-166, in triple overtime … the Spurs 171 points is a club record and their combined point total of 337 is the second highest total recorded in NBA history ... in 2017-18, the Bucks swept the Spurs in a two-game season series for the first time since 2008-09 Bucks' George Hill was originally drafted by San Antonio with the 26th pick in the first round of the 2008 NBA Draft ... Hill played three seasons for the Spurs from 2008-11, averaging 9.9 points, 2.4 rebounds in 24.6 minutes over 231 games.

2020-21 SEASON SERIES (1-1) SAN ANTONIO SPURS VS. MILWAUKEE

PLAYER	G-GS	MIN	FG-FGA	PCT	3FG-FGA	PCT	FT-FTA	PCT	OFF	DEF	TOT	AST	PF-DQ	STL	TO	BLK	PTS	AVG	HI
WALKER	2-2	59	21-34	.618	8-16	.500	0-0	---	1	9	10	1	2-0	3	2	0	50	25.0	31
DEROZAN	2-2	68	17-35	.486	1-3	.333	10-13	.769	0	6	6	16	2-0	1	6	2	45	22.5	23
MURRAY	1-1	35	8-14	.571	2-2	1.000	3-4	.750	2	4	6	9	1-0	1	0	0	21	21.0	21
MILLS	1-0	23	7-10	.700	6-9	.667	0-0	---	0	2	2	2	1-0	0	0	0	20	20.0	20
JOHNSON	2-2	59	13-24	.542	3-6	.500	8-9	.889	5	10	15	6	5-0	1	1	0	37	18.5	20
GAY	2-0	48	13-24	.542	5-11	.455	3-3	1.000	1	10	11	0	2-0	2	0	1	34	17.0	19
POELTL	2-2	59	8-15	.533	0-0	---	1-1	1.000	2	14	16	9	5-0	2	3	4	17	8.5	9
VASSELL	2-0	43	7-12	.583	3-6	.500	0-0	---	0	5	5	2	4-0	0	1	0	17	8.5	10
WHITE	1-1	33	3-14	.214	0-8	.000	0-0	---	0	4	4	6	1-0	0	3	0	6	6.0	6
EUBANKS	2-0	28	4-5	.800	1-1	1.000	1-1	1.000	2	4	6	2	3-0	0	0	1	10	5.0	7
DIENG	1-0	4	1-2	.500	0-0	---	0-0	---	0	1	1	0	0-0	1	1	0	2	2.0	2
BATES-DIOP	1-0	4	0-0	---	0-0	---	0-0	---	0	2	2	0	0-0	0	2	1	0	0.0	0
JONES	2-0	12	0-1	.000	0-0	---	0-0	---	1	2	3	3	0-0	1	1	0	0	0.0	0
SAMANIC	1-0	4	0-0	---	0-0	---	0-0	---	0	0	0	0	1-0	0	1	0	0	0.0	0
WEATHERSPOON	1-0	1	0-0	---	0-0	---	0-0	---	0	0	0	0	0-0	0	0	0	0	0.0	0
SPURS	2	480	102-190	.537	29-62	.468	26-31	.839	14	73	87	56	27-0	12	22	9	259	129.5	146

2020-21 SEASON SERIES (1-1) MILWAUKEE BUCKS VS. SAN ANTONIO

PLAYER	GP-GS	MIN	FGM-FGA	FG	FGM-FGA	FG	FTM-FTA	FT	OFF	DEF	TOT	AST	PF-DQ	STL	TO	BLK	PTS	AVG	PTS
G. ANTETOKOUNMPO	2-2	63	20-34	.588	2-7	.286	12-14	.857	1	11	12	19	6-0	0	3	0	54	27.0	28
MIDDLETON	2-2	69	19-31	.613	5-11	.455	3-3	1.000	2	10	12	8	4-0	1	6	0	46	23.0	23
HOLIDAY	2-2	65	17-30	.567	4-9	.444	3-3	1.000	1	6	7	9	2-0	0	3	1	41	20.5	21
DIVINCENZO	2-2	56	9-22	.409	4-15	.267	2-4	.500	2	17	19	9	2-0	3	1	1	24	12.0	12
B. LOPEZ	2-2	50	7-18	.389	2-10	.200	7-8	.875	2	5	7	0	1-0	1	1	2	23	11.5	12
PORTIS	2-0	32	8-18	.444	1-4	.250	2-2	1.000	4	5	9	0	3-0	1	0	2	19	9.5	13
FORBES	2-0	41	6-10	.600	4-7	.571	2-3	.667	0	1	1	2	3-0	1	1	1	18	9.0	10
CONNAUGHTON	2-0	46	4-11	.364	3-9	.333	0-0	---	1	11	12	1	3-0	1	1	0	11	5.5	11
TUCKER	2-0	33	1-5	.200	1-4	.250	0-0	---	1	2	3	1	0-0	0	0	1	3	1.5	3
T. ANTETOKOUNMPO	1-0	7	0-1	.000	0-0	---	3-4	.750	0	0	0	0	0-0	2	0	0	3	3.0	3
KURUCS (TOT)	1-0	21	1-5	.200	0-4	.000	0-0	---	0	4	4	1	3-0	2	2	0	2	2.0	2
MERRILL	2-0	6	1-1	1.000	1-1	1.000	0-0	---	0	0	0	0	0-0	0	0	0	3	1.5	3
NWORA	2-0	6	0-2	.000	0-1	.000	0-0	---	0	1	1	0	0-0	1	1	0	0	0.0	0
TEAGUE	1-0	7	0-3	.000	0-1	.000	0-0	---	0	0	0	1	0-0	0	1	1	0	0.0	0
BUCKS	2	480	92-186	.495	27-79	.342	34-41	.829	14	69	83	50	24-0	11	19	9	245	122.5	125
SPURS	2	480	102-190	.537	29-62	.468	26-31	.839	14	73	87	56	27-0	12	22	9	259	129.5	146

MINNESOTA TIMBERWOLVES

Chris Finch

600 Hennepin Ave. Suite 300 • Minneapolis, MN 55403
(612) 673-1600 • www.timberwolves.com

Owner . . . . . Glen Taylor
Chief Executive Officer . . . . . Ethan Casson
Execuitve Vice President of Basketball Operations. . . . . Sachin Gupta
Assistant General Managers . . . Gianluca Pascucci, Joe Branch, Emmanuel Rohan
Head Coach . . . . . Chris Finch
Assistant Coaches . . . . . Micah Nori, Pablo Prigioni, Elston Turner, ... Kevin Hanson, Kevin Burleson
Vice President, Sports Science and Performance. . . . . Javair Gillett
Vice President, Player Health/Head Athletic Trainer. . . . . Gregg Farnam
Strength and Conditioning Coach . . . . . Bill Burgos
Communications . . . . . Aaron Freeman, Sara Perez, Corrie Hemry
Home Court . . . . . Target Center (19,356, built in 1990)
Radio . . . . . WCCO (830 AM): Alan Horton
Television . . . . . Bally Sports North: Dave Benz, Jim Petersen, Katie Storm

2021-22 SCHEDULE VS. TIMBERWOLVES

11/18	Thursday	7:00 p.m.	at Minnesota
3/14	Monday	7:30 p.m.	in San Antonio
4/7	Thursday	7:00 p.m.	at Minnesota

2020-21 RESULTS VS. TIMBERWOLVES

1/9	W, 125-122 (OT)	at Minnesota
1/10	L, 96-88	at Minnesota
2/3	W, 111-108	in San Antonio

ALL-TIME RESULTS

89-90:	SA 4-1	00-01:	SA 3-1	11-12:	MIN 2-1
90-91:	SA 4-0	01-02:	Tied 2-2	12-13:	Tied 2-2
91-92:	SA 6-0	02-03:	Tied 2-2	13-14:	SA 2-1
92-93:	SA 4-1	03-04:	Tied 2-2	14-15	SA 4-0
93-94:	SA 4-1	04-05:	SA 2-1	15-16:	SA 3-0
94-95:	SA 5-0	05-06:	SA 4-0	16-17:	SA 4-0
95-96:	SA 3-1	06-07:	SA 2-1	17-18:	SA 2-1
96-97:	MIN 4-0	07-08:	SA 4-0	18-19:	SA 3-1
97-98:	SA 3-1	08-09	SA 4-0	19-20:	MIN 2-0
98-99:	Tied 2-2	09-10:	SA 3-0	20-21:	SA 2-1
99-00:	MIN 3-1	10-11:	SA 4-0	**TOTALS:**	SA 91-33

SPURS-WOLVES SERIES NOTES

OVERALL RECORD: 91-33 **HOME:** 52-10 **ROAD:** 39-23 **OT:** 5-3
CURRENT STREAK: Won 1 **HOME:** W 1 **ROAD:** L 1
SPURS BIGGEST WIN: 38, 122-84 on 12/30/95 in San Antonio
SPURS BIGGEST LOSS: 39, 128-89 on 11/28/18 at Minnesota
SPURS LAST WIN AT HOME: 111-108 on 2/3/21
SPURS LAST LOSS AT HOME: 113-101 on 11/27/19
SPURS LAST WIN ON THE ROAD: 125-122 (OT) on 1/9/21
SPURS LAST LOSS ON THE ROAD: 96-88 on 1/10/21

DID YOU KNOW?

Minnesota swept the 2020-21 season series for the second time in history (1996-97) … San Antonio has won the season series 22 times in the two teams 31-year history, including 13 of the last 16 seasons … Tony Parker holds the record for most opponent points in Target Center history when he dropped 55 points and owns the most field goals made with 22 on 11/5/08 in a double-overtime win … David Robinson is fourth on Minnesota's all-time opponent scoring list with 1,233 points … he is also the Timberwolves first opponent to record a triple-double with 24 points, 12 rebounds and 12 blocks on 2/23/90 … the Spurs defense led to two Minnesota playoff-lows for points when San Antonio held the Timberwolves to 69 points on 4/23/01 and to 28 points in the first half on 5/13/99 … San Antonio surrendered its largest defeat to the Timberwolves in franchise history (128-89) on 11/28/18 … previous record was 24 points (107-83) on 3/12/13 … 2015 NBA first-round draft picks Karl-Anthony Towns (No. 1) and Spurs Trey Lyles (No. 12) played their only year together at Kentucky … Spurs Keita Bates-Diop was selected by the Timberwolves in the second round of the 2018 NBA Draft (48th overall) where he suited up in 30 games as a rookie.

2020-21 SEASON SERIES (2-1) SAN ANTONIO SPURS VS. MINNESOTA

PLAYER	G-GS	MIN	FG-FGA	PCT	3FG-FGA	PCT	FT-FTA	PCT	OFF	DEF	TOT	AST	PF-DQ	STL	TO	BLK	PTS	AVG	HI
DEROZAN	2-2	84	23-42	.548	0-2	.000	22-24	.917	3	10	13	11	1-0	0	3	0	68	34.0	38
MURRAY	3-3	107	18-49	.367	7-15	.467	5-6	.833	4	25	29	15	9-0	3	3	1	48	16.0	22
MILLS	3-0	86	18-41	.439	9-27	.333	2-2	1.000	0	6	6	6	7-0	0	2	0	47	15.7	21
ALDRIDGE	2-2	69	13-32	.406	2-6	.333	2-3	.667	3	9	12	5	6-0	3	2	1	30	15.0	20
WALKER	3-3	80	12-37	.324	4-13	.308	6-8	.750	0	6	6	5	2-0	3	2	1	34	11.3	25
WHITE	1-0	25	4-11	.364	2-6	.333	0-0	---	0	2	2	8	3-0	0	0	1	10	10.0	10
JOHNSON	3-3	97	9-27	.333	2-9	.222	6-9	.667	3	15	18	7	9-0	3	4	3	26	8.7	17
POELTL	3-1	61	10-15	.667	0-0	---	2-7	.286	6	10	16	2	4-0	2	3	4	22	7.3	19
LYLES	2-1	48	5-8	.625	1-3	.333	3-6	.500	3	9	12	4	1-0	0	0	0	14	7.0	9
GAY	2-0	35	6-15	.400	1-4	.250	0-0	---	3	8	11	4	3-0	0	3	2	13	6.5	9
EUBANKS	1-0	8	2-3	.667	0-0	---	1-1	1.000	0	3	3	0	0-0	0	0	1	5	5.0	5
VASSELL	3-0	44	3-11	.273	0-3	.000	1-1	1.000	3	7	10	4	3-0	3	1	0	7	2.3	7
SPURS	3	745	123-291	.423	28-88	.318	50-67	.746	28	110	138	71	48-0	17	23	14	324	108.0	125
TIMBERWOLVES	3	745	125-271	.461	37-89	.416	39-51	.765	29	125	154	70	58-0	13	41	19	326	108.7	122

2020-21 SEASON SERIES (1-2) MINNESOTA TIMBERWOLVES VS. SAN ANTONIO

PLAYER	G-GS	MIN	FG-FGA	PCT	3FG-FGA	PCT	FT-FTA	PCT	OFF	DEF	TOT	AST	PF-DQ	STL	TO	BLK	PTS	AVG	HI
BEASLEY	3-3	107	32-56	.571	14-25	.560	4-4	1.000	1	12	13	3	4-0	1	2	0	82	27.3	29
TOWNS	1-1	37	9-17	.529	2-3	.667	5-6	.833	6	7	13	4	2-0	0	3	3	25	25.0	25
RUSSELL	3-3	100	24-63	.381	6-20	.300	9-13	.692	1	9	10	16	5-0	2	5	4	63	21.0	27
REID	3-1	78	12-22	.545	6-11	.545	5-6	.833	4	21	25	5	8-0	2	6	4	35	11.7	16
NOWELL	1-0	16	3-9	.333	2-3	.667	2-2	1.000	1	0	1	0	0-0	1	0	0	10	10.0	10
EDWARDS	3-1	80	11-33	.333	2-9	.222	3-4	.750	3	13	16	7	5-0	0	5	1	27	9.0	14
RUBIO	3-0	83	9-22	.409	0-2	.000	4-4	1.000	1	13	14	21	5-0	4	4	0	22	7.3	8
CULVER	2-2	51	5-11	.455	0-1	.000	2-4	.500	1	10	11	7	5-0	0	3	1	12	6.0	10
DAVIS	1-1	18	3-3	1.000	0-0	---	0-0	---	2	4	6	0	3-0	2	0	0	6	6.0	6
HERNANGOMEZ	2-2	50	4-9	.444	2-5	.400	2-2	1.000	3	12	15	2	4-0	0	1	0	12	6.0	7
LAYMAN	2-0	16	4-8	.500	1-4	.250	2-2	1.000	0	0	0	0	3-0	1	2	1	11	5.5	11
OKOGIE	2-1	45	4-9	.444	1-5	.200	0-2	.000	1	7	8	0	6-0	0	4	3	9	4.5	6
MCDANIELS	1-0	18	1-2	.500	1-1	1.000	0-0	---	0	1	1	2	3-0	0	0	1	3	3.0	3
VANDERBILT	3-0	47	4-7	.571	0-0	---	1-2	.500	5	16	21	3	5-0	0	4	1	9	3.0	5
TIMBERWOLVES	3	745	125-271	.461	37-89	.416	39-51	.765	29	125	154	70	58-0	13	41	19	326	108.7	122
SPURS	3	745	123-291	.423	28-88	.318	50-67	.746	28	110	138	71	48-0	17	23	14	324	108.0	125

5800 Airline Drive • Metairie, LA 70003
(504) 593-4700 • www.pelicans.com

Governor . . . . . Gayle Benson
President . . . . . Dennis Lauscha
Executive Vice President of Basketball Operations. . . . . .David Griffin
General Manager . . . . . Trajan Langdon
Vice President of Basketball Operations/Team Development: . . . . . Swin Cash
Head Coach . . . . . Willie Green
Assistant Coaches . . . . . Jarron Collins, Casey Hill, Fred Vinson, ... Teresa Weatherspoon
Coaching Advisor . . . . . Mike D'Antoni
Vice President of Player Care & Performance . . . . . Aaron Nelson
Head Athletic Trainer . . . . . .Tom Maystadt
Communications . . . . . .Greg Bensel, Matt Ryan, Chris Trahant, ... Henry Valier, Sam Shannon
Home Court . . . . . Smoothie King Center (16,867, built in 2002)
Radio . . . . . ESPN New Orleans (100.3 FM): Todd Graffagnini, John DeShazier . . . . . Daniel Sallerson, Erin Summers
Television . . . . Bally Sports New Orleans: Joel Meyers, Antonio Daniels, Jen Hale

Willie Green

2021-22 SCHEDULE VS. PELICANS

12/12	Sunday	6:00 p.m.	in San Antonio
2/12	Satuday	6:00 p.m.	at New Orleans
3/18	Friday	7:30 p.m.	in San Antonio
3/26	Saturday	4:00 p.m.	at New Orleans

2020-21 RESULTS VS. PELICANS

12/27	L, 98-95	at New Orleans
2/27	W, 117-114	in San Antonio
4/24	W, 110-108	at New Orleans

ALL-TIME RESULTS

02-03:	SA 2-0	09-10:	SA 4-0	16-17:	SA 3-1
03-04:	Tied 1-1	10-11:	Tied 2-2	17-18:	NO 3-1
04-05:	SA 4-0	11-12:	SA 4-0	18-19:	SA 3-1
05-06:	SA 3-1	12-13:	SA 3-1	19-20:	SA 2-0
06-07:	SA 4-0	13-14:	SA 4-0	20-21:	SA 2-1
07-08:	Tied 2-2	14-15:	NO 3-1	**TOTALS:**	SA 20-19
08-09:	Tied 2-2	15-16:	SA 3-1		

SPURS-PELICANS SERIES NOTES

OVERALL RECORD: 50-19 **HOME:** 28-5 **ROAD:** 22-14 **OT:** 4-0
CURRENT STREAK: Won 2 **HOME:** W 4 **ROAD:** W 1
SPURS BIGGEST WIN: 35, 112-77 on 12/23/06 at New Orleans
SPURS BIGGEST LOSS: 25, 100-75 on 3/12/08 at New Orleans
SPURS LAST WIN AT HOME: 117-114 on 2/27/21
SPURS LAST LOSS AT HOME: 121-116 on 2/28/18
SPURS LAST WIN ON THE ROAD: 110-108 on 4/24/21
SPURS LAST LOSS ON THE ROAD: 98-95 on 12/27/20

DID YOU KNOW?

Gregg Popovich won his 521st road game on 1/26/19 at New Orleans, becoming the NBA's all-time winningest coach on the road … Coach Popovich is just the third coach in NBA history to reach 500 road wins and the fastest to ever do so (835 games) … with a 100-92 victory over New Orleans on 3/30/16, the Spurs set the NBA record for most home wins to start a season (38) and also set the NBA record with the Golden State Warriors for most games into a season without consecutive losses (75) … on 4/9/78, George Gervin set the Spurs franchise record for field goals made in a half (19) and a quarter (12) versus New Orleans … San Antonio's Charles Beasley recorded eight steals against the Pelicans for the most in Spurs history on 11/30/68 … Pelicans General Manager Trajan Langdon served as a scout for the Spurs from 2012-15 ... Pelicans Jaxson Hayes played one season at the University of Texas before he was selected with the 8th pick overall of the 2019 NBA Draft.

2020-21 SEASON SERIES (2-1) SAN ANTONIO SPURS VS. NEW ORLEANS

PLAYER	G-GS	MIN	FG-FGA	PCT	3FG-FGA	PCT	FT-FTA	PCT	OFF	DEF	TOT	AST	PF-DQ	STL	TO	BLK	PTS	AVG	HI
DEROZAN	3-3	107	24-51	.471	0-8	.000	24-26	.923	2	9	11	29	11-0	3	8	1	72	24.0	32
GAY	1-0	28	9-20	.450	2-8	.250	2-2	1.000	1	5	6	2	2-0	2	1	2	22	22.0	22
WHITE	1-1	38	8-16	.500	4-8	.500	2-2	1.000	1	4	5	2	5-0	2	1	1	22	22.0	22
JOHNSON	2-2	65	10-22	.455	4-12	.333	4-6	.667	3	17	20	7	7-0	1	3	2	28	14.0	14
MURRAY	3-3	103	17-38	.447	4-10	.400	4-5	.800	3	17	20	15	2-0	8	7	1	42	14.0	18
ALDRIDGE	2-1	43	7-17	.412	1-5	.200	10-10	1.000	2	7	9	1	8-0	0	2	3	25	12.5	21
WALKER	3-2	76	15-35	.429	7-18	.389	0-0	---	0	5	5	3	8-0	0	6	1	37	12.3	17
MILLS	3-0	73	9-21	.429	7-18	.389	3-5	.600	0	6	6	7	2-0	2	4	0	28	9.3	13
EUBANKS	1-0	11	1-1	1.000	0-0	---	6-9	.667	1	3	4	0	3-0	0	3	2	8	8.0	8
POELTL	3-2	85	10-18	.556	0-0	---	2-2	1.000	6	20	26	5	11-0	2	4	10	22	7.3	8
LYLES	2-1	42	4-10	.400	2-7	.286	0-0	---	0	9	9	0	2-0	1	1	0	10	5.0	10
SAMANIC	2-0	20	1-5	.200	0-1	.000	1-1	1.000	2	5	7	0	5-0	0	0	0	3	1.5	3
VASSELL	2-0	18	1-6	.167	1-4	.250	0-0	---	0	3	3	1	3-0	0	0	0	3	1.5	3
BATES-DIOP	2-0	11	0-0	---	0-0	---	0-0	---	0	0	0	0	3-0	0	0	0	0	0.0	0
SPURS	3	720	116-260	.446	32-99	.323	58-68	.853	21	110	131	72	72-0	21	41	23	322	107.3	117
PELICANS	3	720	117-272	.430	23-78	.295	63-92	.685	40	116	156	62	57-0	26	38	7	320	106.7	114

2020-21 SEASON SERIES (1-2) NEW ORLEANS PELICANS VS. SAN ANTONIO

PLAYER	G-GS	MIN	FG-FGA	PCT	3FG-FGA	PCT	FT-FTA	PCT	OFF	DEF	TOT	AST	PF-DQ	STL	TO	BLK	PTS	AVG	HI
INGRAM	3-3	107	29-67	.433	5-17	.294	18-21	.857	3	18	21	17	8-0	0	8	1	81	27.0	29
WILLIAMSON	3-3	111	28-60	.467	0-1	.000	18-31	.581	18	21	39	7	7-0	5	7	2	74	24.7	33
BALL	3-3	108	22-47	.468	10-27	.370	2-3	.667	1	12	13	13	4-0	7	7	0	56	18.7	24
BLEDSOE	3-3	85	11-30	.367	3-12	.250	7-11	.636	2	9	11	7	7-0	6	4	2	32	10.7	19
HART	2-0	64	3-14	.214	1-8	.125	7-7	1.000	4	15	19	1	6-0	1	0	0	14	7.0	12
ADAMS	3-3	89	9-15	.600	0-0	---	1-6	.167	7	18	25	7	6-0	3	4	1	19	6.3	8
ALEXANDER-WALKER	1-0	17	2-2	1.000	2-2	1.000	0-0	---	0	1	1	3	1-0	0	2	0	6	6.0	6
HAYES	2-0	31	4-10	.400	0-0	---	4-4	1.000	1	7	8	0	4-0	1	1	0	12	6.0	6
HERNANGOMEZ	2-0	23	4-8	.500	0-0	---	4-4	1.000	4	4	8	2	3-0	0	1	0	12	6.0	12
MARSHALL	1-0	32	2-5	.400	1-3	.333	1-4	.250	0	6	6	2	4-0	1	2	0	6	6.0	6
LEWIS	1-0	17	2-6	.333	1-2	.500	0-0	---	0	1	1	2	1-0	2	1	1	5	5.0	5
REDICK	1-0	20	1-8	.125	0-6	.000	1-1	1.000	0	1	1	1	1-0	0	0	0	3	3.0	3
IWUNDU	1-0	10	0-0	---	0-0	---	0-0	---	0	2	2	0	4-0	0	0	0	0	0.0	0
MELLI	1-0	6	0-0	---	0-0	---	0-0	---	0	1	1	0	1-0	0	0	0	0	0.0	0
PELICANS	3	720	117-272	.430	23-78	.295	63-92	.685	40	116	156	62	57-0	26	38	7	320	106.7	114
SPURS	3	720	116-260	.446	32-99	.323	58-68	.853	21	110	131	72	72-0	21	41	23	322	107.3	117

NEW YORK KNICKS

Tom Thibodeau

Two Pennsylvania Plaza • New York, NY 10121
(212) 465-6471 • www.knicks.com

Executive Chairman . . . . . James L. Dolan
President . . . . . Leon Rose
General Manager . . . . . Scott Perry
Head Coach . . . . . Tom Thibodeau
Assistant Coaches . . . . . Kenny Payne, Andy Greer, Darren Erman, Larry Greer
Head Athletic Trainer Emeritus . . . . . Roger Hinds
Media Relations. . . . . Gregg Schwartz, Derek Lapinski, Brittany Stamoulis
Home Court . . . . . Madison Square Garden (19,812, built in 1968)
Radio . . . . . ESPN Radio (98.7 FM): Ed Cohen, Brendan Brown
Television . . . . . MSG Network: Mike Breen, Walt Frazier

2021-22 SCHEDULE VS. KNICKS

12/7	Tuesday	7:30 p.m.	in San Antonio
1/10	Monday	6:30 p.m.	at New York

2020-21 RESULTS VS. KNICKS

3/2	W, 119-93	in San Antonio
5/13	L, 102-98	at New York

ALL-TIME RESULTS

76-77:	SA 3-1	92-93:	NY 2-0	08-09:	Tied 1-1
77-78:	Tied 2-2	93-94:	Tied 1-1	09-10:	SA 2-0
78-79:	SA 3-1	94-95:	Tied 1-1	10-11:	Tied 1-1
79-80:	NY 4-2	95-96:	Tied 1-1	11-12:	SA 1-0
80-81:	SA 2-0	96-97:	NY 2-0	12-13:	NY 2-0
81-82:	SA 2-0	97-98:	SA 2-0	13-14:	Tied 1-1
82-83:	NY 2-0	98-99:	DNP	14-15:	Tied 1-1
83-84:	NY 2-0	99-00:	Tied 1-1	15-16:	SA 2-0
84-85:	Tied 1-1	00-01:	NY 2-0	16-17:	Tied 1-1
85-86:	Tied 1-1	01-02:	SA 2-0	17-18:	SA 2-0
86-87:	Tied 1-1	02-03:	NY 2-0	18-19:	Tied 1-1
87-88:	Tied 1-1	03-04:	SA 2-0	19-20:	SA 2-0
88-89:	Tied 1-1	04-05:	Tied 1-1	20-21:	Tied 1-1
89-90:	Tied 1-1	05-06:	SA 2-0	**TOTALS:**	SA 56-41
90-91:	Tied 1-1	06-07:	SA 2-0		
91-92:	SA 2-0	07-08:	SA 2-0		

SPURS-KNICKS SERIES NOTES

OVERALL RECORD: 56-41 **HOME:** 38-11 **ROAD:** 18-30 **OT:** 3-5
CURRENT STREAK: Lost 1 **HOME:** W 7 **ROAD:** L 1
SPURS BIGGEST WIN: 31, 120-89 on 11/10/13 at New York
SPURS BIGGEST LOSS: 22, 104-82 on 1/15/01 at New York
SPURS LAST WIN AT HOME: 119-93 on 3/2/21
SPURS LAST LOSS AT HOME: 105-101 on 1/2/14
SPURS LAST WIN ON THE ROAD: 111-104 on 11/23/19
SPURS LAST LOSS ON THE ROAD: 102-98 on 5/13/21

DID YOU KNOW?

The Spurs beat the Knicks 4-1 in the 1999 NBA Finals to claim the first NBA Championship in franchise history ... Tim Duncan was the Finals MVP, averaging 27.4 points and 14.0 rebounds in the five-game series ... Duncan passed John Stockton as the NBA leader for most wins with one team when the Spurs defeated the Knicks 94-84 at Madison Square Garden on 11/2/16 ... the 39,554 fans that packed the Alamo Dome to see the Spurs defeat the Knicks 80-67 in Game 2 of the NBA Finals on 6/18/99 was the largest crowd to ever see a Spurs game in the Dome and the second-largest crowd to ever witness an NBA Finals game ... Knicks Head Coach Tom Thibodeau spent two seasons with San Antonio from 1992-94 ... Knicks 2019 No. 3 draft pick RJ Barrett and Spurs rookie Josh Primo both hail from Canada. Kemba Walker competed with Team USA at the 2019 FIBA World Cup under Spurs head coach Gregg Popovich.

2020-21 SEASON SERIES (1-1) SAN ANTONIO SPURS VS. NEW YORK

PLAYER	G-GS	MIN	FG-FGA	PCT	3FG-FGA	PCT	FT-FTA	PCT	OFF	DEF	TOT	AST	PF-DQ	STL	TO	BLK	PTS	AVG	HI
DEROZAN	2-2	67	12-23	.522	0-0	---	13-15	.867	0	12	12	15	3-0	5	3	0	37	18.5	27
LYLES	1-1	30	7-13	.538	4-6	.667	0-0	---	1	4	5	2	1-0	2	0	0	18	18.0	18
MURRAY	2-2	65	13-34	.382	3-8	.375	2-3	.667	2	13	15	13	4-0	4	1	1	31	15.5	17
SAMANIC	1-0	20	5-7	.714	3-5	.600	1-2	.500	1	6	7	1	2-0	1	4	1	14	14.0	14
WALKER	2-2	60	9-27	.333	3-16	.188	2-3	.667	2	5	7	5	2-0	0	0	0	23	11.5	12
JOHNSON	2-1	41	9-17	.529	3-6	.500	1-1	1.000	0	4	4	3	3-0	1	2	0	22	11.0	13
MILLS	2-0	49	6-15	.400	5-12	.417	3-3	1.000	3	1	4	4	2-0	0	3	0	20	10.0	14
BATES-DIOP	1-0	16	3-6	.500	2-4	.500	0-0	---	1	3	4	1	0-0	1	0	0	8	8.0	8
EUBANKS	2-0	32	6-13	.462	0-0	---	4-6	.667	5	6	11	2	6-0	0	3	3	16	8.0	8
GAY	1-0	19	2-10	.200	1-5	.200	3-3	1.000	0	3	3	1	1-0	0	0	0	8	8.0	8
POELTL	2-2	64	7-12	.583	0-0	---	2-4	.500	3	14	17	5	5-0	2	0	5	16	8.0	8
JONES	1-0	3	1-1	1.000	0-0	---	0-0	---	0	0	0	1	1-0	0	1	0	2	2.0	2
VASSELL	1-0	13	1-2	.500	0-1	.000	0-0	---	0	3	3	0	0-0	0	0	0	2	2.0	2
SPURS	2	480	81-180	.450	24-63	.381	31-40	.775	18	74	92	53	30-0	16	20	10	217	108.5	119
KNICKS	2	480	68-167	.407	29-71	.408	30-33	.909	19	70	89	41	35-0	9	26	13	195	97.5	102

2020-21 SEASON SERIES (1-1) NEW YORK KNICKS VS. SAN ANTONIO

PLAYER	G-GS	MIN	FG-FGA	PCT	3FG-FGA	PCT	FT-FTA	PCT	OFF	DEF	TOT	AST	PF-DQ	STL	TO	BLK	PTS	AVG	HI
BARRETT	2-2	69	13-28	.464	6-11	.545	7-9	.778	1	10	11	7	5-0	1	4	0	39	19.5	24
RANDLE	2-2	76	13-37	.351	2-10	.200	11-11	1.000	0	20	20	14	6-0	1	6	1	39	19.5	25
BURKS	2-0	55	12-29	.414	5-13	.385	5-5	1.000	0	14	14	4	6-0	0	3	1	34	17.0	30
QUICKLEY	2-0	41	8-25	.320	6-15	.400	4-4	1.000	2	2	4	4	1-0	1	3	0	26	13.0	26
NTILIKINA	2-1	31	6-8	.750	4-4	1.000	0-0	---	0	3	3	0	4-0	0	1	1	16	8.0	13
KNOX II	1-0	19	2-5	.400	2-5	.400	1-2	.500	0	1	1	0	0-0	0	0	0	7	7.0	7
GIBSON	1-0	21	3-5	.600	0-0	---	0-0	---	4	5	9	1	0-0	1	0	4	6	6.0	6
BULLOCK	2-2	61	4-12	.333	3-10	.300	0-0	---	1	4	5	3	5-0	3	2	1	11	5.5	8
NOEL	2-2	63	4-7	.571	0-0	---	2-2	1.000	11	6	17	2	6-0	1	4	5	10	5.0	6
TOPPIN	2-0	29	3-7	.429	1-3	.333	0-0	---	0	4	4	4	0-0	1	2	0	7	3.5	7
PAYTON	1-1	13	0-4	.000	0-0	---	0-0	---	0	1	1	2	2-0	0	1	0	0	0.0	0
PINSON	1-0	2	0-0	---	0-0	---	0-0	---	0	0	0	0	0-0	0	0	0	0	0.0	0
KNICKS	2	480	68-167	.407	29-71	.408	30-33	.909	19	70	89	41	35-0	9	26	13	195	97.5	102
SPURS	2	480	81-180	.450	24-63	.381	31-40	.775	18	74	92	53	30-0	16	20	10	217	108.5	119

208 Thunder Dr. • Oklahoma City, OK 73102
(405) 208-4800 • ww.okcthunder.com

Chairman . . . . . Clay Bennett
Executive Vice President/General Manager . . . . . Sam Presti
Vice Presidents of Basketball Operations . . . . . Will Dawkins, Rob Hennigan
Head Coach . . . . . Mark Daigneault
Assistant Coaches . . . . Dave Bliss, Mike Wilks, David Akinyooye, Kameron Woods
Player Development Coaches . . . . . Zach Peterson, Eric Maynor
Vice President of Human & Player Performance . . . . . Donnie Strack, DPT, ATC
Senior Athletic Performance Coach . . . . . Andrew Paul
Vice President of Basketball Communications & Engagement. . . . Matt Tumbleson
Basketball Communications . . . . . John Read, Laila Wani, Heather Ward
Home Court . . . . . Paycom Center (18,203, built in 1995)
Television . . . . . Bally Sports Oklahoma: Michael Cage, Chris Fisher, ... Nick "Sparky" Gallo, Paris Lawson
Radio . . . . . WWLS (98.1 FM/640 AM): Matt Pinto
Spanish Radio . . . . . WKY (930 AM): Eleno Ornelas

Mark Daigneault

2021-22 SCHEDULE VS. THUNDER

11/7	Sunday	6:00 p.m.	at Oklahoma City
1/19	Wednesday	7:30 p.m.	in San Antonio
2/16	Wednesday	7:00 p.m.	at Oklahoma City
3/16	Wednesday	7:30 p.m.	in San Antonio

2020-21 RESULTS VS. THUNDER

1/12	W, 112-102	at Oklahoma City
2/24	L, 102-99	at Oklahoma City
3/4	L, 107-102	in San Antonio

ALL-TIME RESULTS

76-77:	SA 3-1	92-93:	SA 3-1	08-09:	Tied 2-2
77-78:	Tied 2-2	93-94:	SEA 4-0	09-10:	SA 3-1
78-79:	Tied 2-2	94-95:	Tied 2-2	10-11:	SA 3-0
79-80:	Tied 1-1	95-96:	Tied 2-2	11-12:	SA 2-1
80-81:	SA 3-2	96-97:	SEA 4-0	12-13:	Tied 2-2
81-82:	SA 4-1	97-98:	Tied 2-2	13-14:	OKC 4-0
82-83:	SEA 4-1	98-99:	SA 2-1	14-15:	SA 2-1
83-84:	SEA 3-2	99-00:	Tied 2-2	15-16:	Tied 2-2
84-85:	SA 4-1	00-01:	SA 3-1	16-17:	SA 2-1
85-86:	SEA 3-2	01-02:	Tied 2-2	17-18:	Tied 2-2
86-87:	SEA 4-1	02-03:	SA 3-1	18-19:	SA 2-1
87-88:	SA 3-2	03-04:	SA 4-0	19:20:	Tied 2-
88-89:	SEA 4-0	04-05:	Tied 2-2	20-21:	OKA 2-1
89-90:	SA 3-1	05-06:	SA 2-1	**TOTALS:**	SA 97-80
90-91:	SA 3-1	06-07:	SA 4-0		
91-92:	SA 3-1	07-08:	SA 2-1		

SPURS-THUNDER SERIES NOTES

OVERALL RECORD: 97-80 **HOME:** 64-24 **ROAD:** 32-54 **OT:** 7-2
CURRENT STREAK: Lost 2 **HOME:** L 1 **ROAD:** L 1
SPURS BIGGEST WIN: 41, 120-79 on 3/25/07 at Seattle
SPURS BIGGEST LOSS: 38, 105-67 on 4/18/01 at Seattle
SPURS LAST WIN AT HOME: 121-112 on 11/7/19
SPURS LAST LOSS AT HOME: 107-102 on 3/4/22
SPURS LAST WIN ON THE ROAD: 112-102 on 1/12/21
SPURS LAST LOSS ON THE ROAD: 102-99 on 2/24/21

DID YOU KNOW?

The Spurs set a new NBA record shooting 84.2 percent (16-19) from behind the arc (10+ makes) in a 154-147 double-overtime win on 1/10/19 ... The Spurs tied the 1985-86 Boston Celtics for the most home wins in a single season in NBA history (40) with a win vs. Oklahoma City on 4/12/16 … set a San Antonio franchise record by converting on their first 14 three-point attempts before recording a miss … Spurs trio of Tim Duncan, Tony Parker and Manu Ginobili became the all-time winningest trio in NBA playoff history with 111 wins after a 112-77 win over the Thunder in Game 2 of the 2014 Western Conference Finals ... Duncan, Parker and Ginobili also set a new record for most games played by a trio in NBA history by playing their 730th career game together in Oklahoma City on 4/7/15 ... OKC general manager Sam Presti was a member of the Spurs front office from 2000–07, ascending to assistant general manager.

2020-21 SEASON SERIES (1-2) SAN ANTONIO SPURS VS. OKLAHOMA CITY

PLAYER	G-GS	MIN	FG-FGA	PCT	3FG-FGA	PCT	FT-FTA	PCT	OFF	DEF	TOT	AST	PF-DQ	STL	TO	BLK	PTS	AVG	HI
DEROZAN	1-1	36	8-21	.381	0-2	.000	4-4	1.000	1	5	6	4	2-0	0	4	0	20	20.0	20
MURRAY	3-3	98	25-46	.543	0-4	.000	7-8	.875	0	18	18	22	5-0	4	6	0	57	19.0	27
WALKER	3-3	93	15-37	.405	8-18	.444	9-9	1.000	0	7	7	4	9-0	2	5	3	47	15.7	24
MILLS	3-0	80	17-39	.436	9-28	.321	2-2	1.000	0	3	3	9	6-0	2	4	0	45	15.0	17
JOHNSON	2-1	61	9-17	.529	1-6	.167	8-9	.889	2	8	10	2	7-0	3	1	0	27	13.5	18
ALDRIDGE	2-1	57	9-26	.346	3-7	.429	3-4	.750	2	15	17	7	4-0	2	4	3	24	12.0	13
GAY	1-0	21	5-11	.455	2-6	.333	0-0	---	0	6	6	2	3-0	3	0	0	12	12.0	12
LYLES	3-3	71	12-22	.545	3-8	.375	2-4	.500	0	19	19	2	5-0	2	2	1	29	9.7	15
BATES-DIOP	2-0	36	6-11	.545	2-4	.500	2-2	1.000	2	7	9	4	1-0	4	1	1	16	8.0	9
SAMANIC	2-1	38	5-10	.500	1-6	.167	2-2	1.000	3	8	11	0	4-0	2	2	1	13	6.5	9
POELTL	3-2	74	6-13	.462	0-0	---	1-3	.333	6	11	17	6	7-0	2	3	5	13	4.3	7
JONES	1-0	12	2-2	1.000	0-0	---	0-0	---	0	0	0	1	1-0	0	1	0	4	4.0	4
EUBANKS	2-0	21	2-6	.333	0-0	---	0-0	---	1	5	6	4	2-0	0	2	0	4	2.0	2
VASSELL	1-0	22	0-5	.000	0-2	.000	2-2	1.000	2	5	7	2	1-0	1	0	0	2	2.0	2
SPURS	3	720	121-266	.455	29-91	.319	42-49	.857	19	117	136	69	57-0	27	36	14	313	104.3	112
THUNDER	3	720	110-257	.428	37-110	.336	54-66	.818	26	123	149	59	50-0	16	47	13	311	103.7	107

2020-21 SEASON SERIES (2-1) OKLAHOMA CITY THUNDER VS. SAN ANTONIO

PLAYER	G-GS	MIN	FG-FGA	PCT	3FG-FGA	PCT	FT-FTA	PCT	OFF	DEF	TOT	AST	PF-DQ	STL	TO	BLK	PTS	AVG	HI
GILGEOUS-ALEXANDER	3-3	108	31-49	.633	8-15	.533	25-30	.833	2	18	20	14	5-0	0	8	2	95	31.7	42
DORT	3-3	94	15-39	.385	10-22	.455	3-5	.600	4	9	13	2	4-0	5	5	1	43	14.3	16
HORFORD	2-2	59	12-29	.414	2-10	.200	0-0	---	3	11	14	10	2-0	0	0	0	26	13.0	16
HILL	1-1	28	3-4	.750	0-1	.000	6-6	1.000	0	5	5	5	2-0	0	2	0	12	12.0	12
DIALLO	2-0	32	7-15	.467	1-2	.500	6-6	1.000	0	6	6	3	1-0	0	1	0	21	10.5	16
MUSCALA	3-0	57	11-25	.440	6-15	.400	0-0	---	3	11	14	1	8-0	0	2	2	28	9.3	18
BAZLEY	3-3	93	7-32	.219	3-15	.200	6-9	.667	4	22	26	2	2-0	1	6	2	23	7.7	12
ROBY	3-1	59	7-15	.467	1-4	.250	6-6	1.000	6	11	17	4	10-0	4	5	2	21	7.0	12
MALEDON	3-2	79	5-16	.313	2-9	.222	2-4	.500	0	12	12	9	7-0	4	5	0	14	4.7	7
JACKSON	3-0	29	5-14	.357	2-8	.250	0-0	---	1	5	6	3	0-0	1	5	0	12	4.0	5
POKUSEVSKI	1-0	16	2-6	.333	0-1	.000	0-0	---	1	4	5	1	1-0	0	2	2	4	4.0	4
WILLIAMS	3-0	47	5-9	.556	2-4	.500	0-0	---	2	7	9	3	5-0	1	4	2	12	4.0	9
JEROME	1-0	19	0-4	.000	0-4	.000	0-0	---	0	2	2	2	3-0	0	1	0	0	0.0	0
MILLER	1-0	0	0-0	---	0-0	---	0-0	---	0	0	0	0	0-0	0	0	0	0	0.0	0
THUNDER	3	720	110-257	.428	37-110	.336	54-66	.818	26	123	149	59	50-0	16	47	13	311	103.7	107
SPURS	3	720	121-266	.455	29-91	.319	42-49	.857	19	117	136	69	57-0	27	36	14	313	104.3	112



Jamahl Mosley

8701 Maitland Summit Blvd. • Orlando, FL 32810
(407) 916-2400 • www.orlandomagic.com

Chairman/Governor . . . . . Dan DeVos
Chief Executive Officer/Alternate Governor. . . . . Alex Martins
President of Basketball Operations . . . . . .Jeff Weltman
General Manager . . . . . .John Hammond
Vice President of Basketball Operations . . . . . .Matt Lloyd
Assistant General Managers . . . . . Pete D'Alessandro, Anthony Parker
Head Coach . . . . . .Jamahl Mosely
Assistant Coaches . . . . . Nate Tibbetts, Jesse Mermuys, Dale Osbourne,
. . . . . .Bret Brielmaier, Lionel Chalmers, Bruce Kreutzer, Dylan Murphy
High Performance Director . . . . . Lindsay Winninger
Head Athletic Trainer. . . . . Ernest Eugene
Director of Strength and Conditioning . . . . . .Matt Taberner
Communications . . . . . Joel Glass, George Galante, Trish Wingerson, Louis Axen
Home Court . . . . . Amway Center (18,846, built in 2010)
Radio . . . . . The Game (96.9 FM): David Steele, Jeff Turner, Dante Marchitelli
Spanish Radio. . . . . Salsa 98.1 FM (WNUE-FM): Joey Colon
Television . . . . Bally Sports Florida: David Steele, Jeff Turner, Dante Marchitelli

2021-22 SCHEDULE VS. MAGIC

10/20	Wednesday	7:30 p.m.	in San Antonio
11/5	Friday	6:00 p.m.	at Orlando

2020-21 RESULTS VS. MAGIC

3/12	W 104-77	in San Antonio
4/12	W, 120-97	at Orlando

ALL-TIME RESULTS

89-90:	Tied 1-1	00-01:	Tied 1-1	11-12:	SA 2-0
90-91:	SA 3-1	01-02:	SA 2-0	12-13:	SA 2-0
91-92:	Tied 1-1	02-03:	SA 2-0	13-14:	SA 2-0
92-93:	SA 2-0	03-04:	SA 2-0	14-15:	SA 2-0
93-94:	SA 2-0	04-05:	Tied 1-1	15-16:	SA 2-0
94-95:	Tied 1-1	05-06:	Tied 1-1	16-17:	Tied 1-1
95-96:	Tied 1-1	06-07:	Tied 1-1	17-18:	Tied 1-1
96-97:	Tied 1-1	07-08:	SA 2-0	18-19:	Tied 1-1
97-98:	SA 2-0	08-09:	ORL 2-0	19-20:	Tied 1-1
98-99:	SA 1-0	09-10:	Tied 1-1	20-21L	SA 2-0
99-00:	Tied 1-1	10-11:	Tied 1-1	**TOTALS:**	SA 46-19

SPURS-MAGIC SERIES NOTES

OVERALL RECORD: 46-19 **HOME:** 27-6 **ROAD:** 19-13 **OT:** 2-3
CURRENT STREAK: Won 3 **HOME:** W 2 **ROAD:** W 1
SPURS BIGGEST WIN: 39, 129-90 on 12/19/18 at Orlando
SPURS BIGGEST LOSS: 27, 114-87 on 10/27/17 at Orlando
SPURS LAST WIN AT HOME: 104-77 on 3/12/21
SPURS LAST LOSS AT HOME: 117-110 on 11/4/18
SPURS LAST WIN ON THE ROAD: 120-97 on 4/12/21
SPURS LAST LOSS ON THE ROAD: 111-109 on 11/15/19

DID YOU KNOW?

The Spurs have lost only one season series to the Magic when they swept the 2008-09 season, 2-0 … Magic guard/forward Terrence Ross (2012-17) was teammates with Spurs center Jakob Poeltl (2016-18) in Toronto ... During the 2017-18 season, the Spurs secured their largest margin of victory against the Magic, 36, while also suffering their all-time biggest margin of defeat to Orlando, 27, … University of Texas product Mo Bamba was selected 6th overall in the 2018 draft by Orlando.

2020-21 SEASON SERIES (2-0) SAN ANTONIO SPURS VS. ORLANDO

PLAYER	G-GS	MIN	FG-FGA	PCT	3FG-FGA	PCT	FT-FTA	PCT	OFF	DEF	TOT	AST	PF-DQ	STL	TO	BLK	PTS	AVG	HI
DEROZAN	1-1	26	7-11	.636	0-0	---	5-5	1.000	0	2	2	6	3-0	0	1	0	19	19.0	19
MURRAY	2-2	58	14-35	.400	2-6	.333	4-5	.800	0	11	11	12	4-0	3	3	0	34	17.0	17
WHITE	2-2	54	14-26	.538	3-10	.300	1-1	1.000	0	3	3	6	4-0	0	5	0	32	16.0	17
GAY	2-0	38	10-19	.526	5-10	.500	6-6	1.000	0	7	7	2	3-0	0	0	2	31	15.5	19
MILLS	2-0	39	6-13	.462	4-10	.400	3-4	.750	1	5	6	3	2-0	5	1	0	19	9.5	13
WALKER	2-0	46	6-16	.375	3-8	.375	2-3	.667	0	6	6	2	2-0	1	1	0	17	8.5	12
EUBANKS	2-0	39	7-15	.467	0-0	---	1-1	1.000	7	8	15	3	3-0	2	0	4	15	7.5	10
JOHNSON	2-2	47	7-15	.467	0-3	.000	1-4	.250	3	13	16	5	4-0	0	2	2	15	7.5	11
POELTL	2-2	53	6-10	.600	0-0	---	0-0	---	8	7	15	8	5-0	2	3	1	12	6.0	6
VASSELL	2-0	28	4-10	.400	2-5	.400	2-2	1.000	0	3	3	2	6-0	0	0	0	12	6.0	8
SAMANIC	2-0	14	3-5	.600	1-2	.500	0-1	.000	0	2	2	1	3-0	0	1	0	7	3.5	7
BATES-DIOP	2-0	8	2-3	.667	0-0	---	0-0	---	0	1	1	0	1-0	0	0	0	4	2.0	4
JONES	2-0	12	2-3	.667	0-0	---	0-0	---	0	1	1	2	0-0	1	1	0	4	2.0	2
WEATHERSPOON	1-0	6	0-0	---	0-0	---	2-2	1.000	0	0	0	1	1-0	0	0	1	2	2.0	2
LYLES	1-1	12	0-1	.000	0-0	---	1-2	.500	0	4	4	1	0-0	0	0	0	1	1.0	1
SPURS	2	480	88-182	.484	20-54	.370	28-36	.778	19	73	92	54	41-0	14	20	10	224	112.0	120
MAGIC	2	480	65-160	.406	15-58	.259	29-44	.659	20	70	90	32	33-0	9	35	6	174	87.0	97

2020-21 SEASON SERIES (0-2) ORLANDO MAGIC VS. SAN ANTONIO

PLAYER	G-GS	MIN	FG-FGA	PCT	3FG-FGA	PCT	FT-FTA	PCT	OFF	DEF	TOT	AST	PF-DQ	STL	TO	BLK	PTS	AVG	HI
VUCEVIC	1-1	29	12-18	.667	2-2	1.000	0-0	---	3	6	9	3	1-0	0	4	0	26	26.0	26
BACON	2-2	62	11-30	.367	3-11	.273	4-4	1.000	0	5	5	5	1-0	0	2	0	29	14.5	15
CARTER	1-1	30	6-11	.545	0-1	.000	3-4	.750	3	5	8	4	5-0	1	3	0	15	15.0	15
ANTHONY	1-0	21	5-8	.625	0-2	.000	2-2	1.000	0	3	3	3	3-0	1	2	0	12	12.0	12
HAMPTON	1-0	26	7-10	.700	1-2	.500	1-2	.500	1	7	8	0	2-0	0	2	0	16	16.0	16
CANNADY	1-0	5	2-3	.667	2-2	1.000	2-3	.667	0	0	0	0	0-0	0	0	1	8	8.0	8
CLARK	1-0	26	3-10	.300	2-7	.286	0-1	.000	2	4	6	1	0-0	1	1	0	8	8.0	8
ENNIS	1-1	28	2-9	.222	1-3	.333	3-4	.750	2	5	7	1	2-0	0	1	0	8	8.0	8
ROSS	1-0	25	2-4	.500	0-0	---	4-5	.800	0	2	2	0	0-0	0	1	0	8	8.0	8
OKEKE	2-2	54	5-20	.250	1-10	.100	4-5	.800	1	7	8	4	1-0	1	2	2	15	7.5	8
AMINU	1-1	24	1-3	.333	0-1	.000	2-2	1.000	1	7	8	0	2-0	1	0	0	4	4.0	4
CARTER-WILLIAMS	2-2	44	3-14	.214	1-4	.250	1-5	.200	1	6	7	5	5-0	3	8	0	8	4.0	5
FRANKS	1-0	15	1-1	1.000	1-1	1.000	1-2	.500	2	2	4	1	2-0	0	2	0	4	4.0	4
RANDLE	2-0	41	2-8	.250	1-6	.167	0-0	---	1	2	3	3	3-0	1	4	0	5	2.5	5
BAMBA	2-0	22	1-7	.143	0-4	.000	2-4	.500	3	5	8	1	3-0	0	0	3	4	2.0	4
BIRCH	1-0	24	1-3	.333	0-2	.000	0-0	---	0	4	4	1	2-0	0	1	0	2	2.0	2
MANE	1-0	4	1-1	1.000	0-0	---	0-1	.000	0	0	0	0	1-0	0	0	0	2	2.0	2
MAGIC	2	480	65-160	.406	15-58	.259	29-44	.659	20	70	90	32	33-0	9	35	6	174	87.0	97
SPURS	2	480	88-182	.484	20-54	.370	28-36	.778	19	73	92	54	41-0	14	20	10	224	112.0	120

3 Banner Way • Camden, NJ 08103
(215) 339-7600 • www.sixers.com

Managing Partner . . . . . Josh Harris
Co-Managing Partner . . . . . David Blitzer
Chief Executive Officer . . . . . Tad Brown
President, Basketball Operations . . . . . Daryl Morey
General Manager . . . . . Elton Brand
Head Coach . . . . . Doc Rivers
Assistant Coaches . . . . . Dave Joerger, Sam Cassell, Dan Burke, Brian Adams, Eric Hughes, Jamie Young
Head Athletic Trainer . . . . . Kevin Johnson
Public Relations . . . . . Dave Sholler, Lara Toscani Weems, Patrick Rees, Molly McEndy, Rob King, Zoe Speaker, Erik Chambliss
Home Court . . . . . Wells Fargo Center (20,007, built in 1996)
Radio . . . . . The Fanatic (97.5 FM): Tom McGinnis
Television . . . . . NBC Sports Philadelphia, NBC Sports Philadelphia+: Alaa Abdelnaby, Kate Scott

Doc Rivers

2021-22 SCHEDULE VS. SIXERS

1/7	Friday	6:00 p.m.	at Philadelphia
1/23	Sunday	6:00 p.m.	in San Antonio

2020-21 RESULTS VS. SIXERS

3/14	L, 134-99	at Philadelphia
5/2	L, 113-111 (OT)	in San Antonio

ALL-TIME RESULTS

76-77:	SA 3-1	92-93:	SA 2-0	08-09:	Tied 1-1
77-78:	PHI 3-1	93-94:	SA 2-0	09-10:	Tied 1-1
78-79:	PHI 3-1	94-95:	SA 2-0	10-11:	Tied 1-1
79-80:	PHI 4-2	95-96:	SA 2-0	11-12:	SA 2-0
80-81:	PHI 2-0	96-97:	Tied 1-1	12-13:	SA 2-0
81-82:	SA 2-0	97-98:	SA 2-0	13-14:	SA 2-0
82-83:	Tied 1-1	98-99:	SA 1-0	14-15:	SA 2-0
83-84:	PHI 2-0	99-00:	SA 2-0	15-16:	SA 2-0
84-85:	Tied 1-1	00-01:	Tied 1-1	16-17:	SA 2-0
85-86:	Tied 1-1	01-02:	Tied 1-1	17-18:	PHI 2-0
86-87:	Tied 1-1	02-03:	Tied 1-1	18-19:	Tied 1-1
87-88:	Tied 1-1	03-04:	PHI 2-0	19-20:	PHI 2-0
88-89:	Tied 1-1	04-05:	SA 2-0	20-21:	PHI 2-0
89-90:	Tied 1-1	05-06:	Tied 1-1	**TOTALS:**	SA 58-41
90-91:	SA 2-0	06-07:	SA 2-0		
91-92:	Tied 1-1	07-08:	Tied 1-1		

SPURS-SIXERS SERIES NOTES

OVERALL RECORD: 58-41 **HOME:** 35-13 **ROAD:** 23-28 **OT:** 2-3
CURRENT STREAK: Lost 5 **HOME:** L 1 **ROAD:** L 5
SPURS BIGGEST WIN: 51, 119-68 on 12/7/15 at Philadelphia
SPURS BIGGEST LOSS: 35, 134-99 on 3/14/21 at Philadelphia
SPURS LAST WIN AT HOME: 123-96 on 12/17/18
SPURS LAST LOSS AT HOME: 113-111 (OT) on 5/2/21
SPURS LAST WIN ON THE ROAD: 111-103 on 2/8/17
SPURS LAST LOSS ON THE ROAD: 134-99 on 3/14/21

DID YOU KNOW?

Sixers Head Coach Doc Rivers played two seasons in San Antonio from 1994-1996 ... the Spurs made their NBA debut in Philadelphia on 10/22/76 defeating the Sixers 121-118 ... the game also marked the NBA debut of Hall of Famer Julius Erving ... the Sixers snapped their 17-game losing streak in San Antonio with an 83-77 victory on 1/3/04 ... the last time the Sixers were victorious in the Alamo City before 2004 was a 108-102 win in the HemisFair Arena on 1/8/86 when Dr. J and Moses Malone still played for Philadelphia ... Philadelphia set a franchise record with 38 turnovers against the Spurs on 10/22/76 ... The Sixers snapped a 12-game losing skid to the Spurs on 1/3/18 and won their first season series against San Antonio since the 2003-04 season ... Spurs forward Thaddeus Young was originally selected with the 12th overall pick in the 2007 NBA Draft by Philadelphia and spent his first seven seasons with the 76ers ... San Antonio guard Dejounte Murray played his freshman year at the University of Washington with Philadelphia's Matisse Thybulle in 2015-16 ... Thybulle also competed with Jock Landale in the 2020 Summer Olympics for the Australian National Team, winning a bronze medal.

2020-21 SEASON SERIES (0-2) SAN ANTONIO SPURS VS. PHILADELPHIA

PLAYER	G-GS	MIN	FG-FGA	PCT	3FG-FGA	PCT	FT-FTA	PCT	OFF	DEF	TOT	AST	PF-DQ	STL	TO	BLK	PTS	AVG	HI
WALKER	2-0	47	15-26	.577	4-8	.500	4-4	1.000	0	0	0	2	0-0	0	2	1	38	19.0	23
DIENG (TOT)	1-0	31	5-6	.833	3-4	.750	4-4	1.000	0	4	4	3	2-0	2	2	0	17	17.0	17
DIENG (SA)	1-0	31	5-6	.833	3-4	.750	4-4	1.000	0	4	4	3	2-0	2	2	0	17	17.0	17
WHITE	1-1	25	4-11	.364	3-8	.375	6-7	.857	1	3	4	4	2-0	2	1	4	17	17.0	17
JOHNSON	2-2	62	12-25	.480	2-5	.400	3-5	.600	1	5	6	6	6-0	3	2	0	29	14.5	19
MURRAY	1-1	23	5-13	.385	0-0	---	4-4	1.000	3	3	6	2	2-0	0	1	0	14	14.0	14
EUBANKS	2-1	45	11-18	.611	0-0	---	5-7	.714	5	10	15	2	5-0	1	1	3	27	13.5	17
GAY	2-1	50	7-23	.304	2-8	.250	2-2	1.000	3	10	13	4	6-0	3	5	0	18	9.0	18
POELTL	1-1	24	3-7	.429	0-0	---	1-2	.500	2	3	5	2	1-0	0	2	2	7	7.0	7
SAMANIC	2-0	32	5-8	.625	0-2	.000	3-5	.600	1	4	5	1	6-0	0	2	2	13	6.5	7
JONES	2-1	38	6-14	.429	0-0	---	0-0	---	0	2	2	6	2-0	0	0	0	12	6.0	8
MILLS	2-0	45	2-15	.133	2-12	.167	2-2	1.000	1	3	4	5	2-0	2	3	1	8	4.0	6
BATES-DIOP	2-0	22	2-3	.667	0-1	.000	0-4	.000	1	6	7	1	3-0	0	1	1	4	2.0	4
VASSELL	2-1	35	1-7	.143	0-3	.000	2-2	1.000	1	6	7	0	1-0	1	0	0	4	2.0	4
WEATHERSPOON	1-0	11	1-2	.500	0-0	---	0-0	---	0	1	1	1	0-0	3	1	1	2	2.0	2
LYLES	1-1	14	0-3	.000	0-1	.000	0-0	---	1	0	1	1	0-0	0	1	0	0	0.0	0
SPURS	2	505	79-181	.436	16-52	.308	36-48	.750	20	60	80	40	38-0	17	23	15	210	105.0	111
76ERS	2	505	98-192	.510	26-59	.441	25-36	.694	26	77	103	58	46-0	14	24	16	247	123.5	134

2020-21 SEASON SERIES (2-0) PHILADELPHIA 76ERS VS. SAN ANTONIO

PLAYER	G-GS	MIN	FG-FGA	PCT	3FG-FGA	PCT	FT-FTA	PCT	OFF	DEF	TOT	AST	PF-DQ	STL	TO	BLK	PTS	AVG	HI
EMBIID	1-1	35	13-23	.565	1-3	.333	7-7	1.000	3	9	12	1	4-0	0	4	0	34	34.0	34
CURRY	2-2	62	17-26	.654	9-12	.750	0-0	---	1	8	9	5	6-0	2	2	0	43	21.5	22
HARRIS	2-2	65	13-28	.464	1-5	.200	2-2	1.000	4	10	14	12	3-0	2	3	3	29	14.5	23
GREEN	2-2	57	10-22	.455	7-19	.368	0-0	---	1	9	10	3	4-0	1	2	3	27	13.5	16
HOWARD	2-0	38	9-16	.563	0-0	---	4-4	1.000	7	12	19	3	6-0	1	2	4	22	11.0	14
KORKMAZ	2-0	29	6-14	.429	4-7	.571	3-4	.750	1	2	3	6	2-0	1	0	1	19	9.5	16
SIMMONS	2-2	61	8-15	.533	0-0	---	3-10	.300	2	8	10	14	3-0	3	4	0	19	9.5	14
HILL	1-0	19	1-3	.333	0-0	---	3-4	.750	1	1	2	1	0-0	0	0	0	5	5.0	5
THYBULLE	2-0	38	6-9	.667	3-5	.600	0-1	.000	0	3	3	1	6-0	4	0	3	15	7.5	10
MILTON	2-0	33	5-11	.455	0-0	---	2-2	1.000	1	1	2	6	4-0	0	4	0	12	6.0	8
JOE	1-0	7	2-5	.400	1-4	.250	0-0	---	0	1	1	0	0-0	0	0	0	5	5.0	5
MAXEY	1-0	9	2-5	.400	0-0	---	1-2	.500	0	1	1	2	0-0	0	1	1	5	5.0	5
BRADLEY	1-1	21	2-3	.667	0-0	---	0-0	---	2	6	8	4	3-0	0	0	0	4	4.0	4
SCOTT	1-0	13	2-6	.333	0-3	.000	0-0	---	0	3	3	0	1-0	0	0	0	4	4.0	4
POIRIER	1-0	7	1-4	.250	0-0	---	0-0	---	3	1	4	0	3-0	0	1	0	2	2.0	2
REED	1-0	6	1-1	1.000	0-0	---	0-0	---	0	2	2	0	0-0	0	0	1	2	2.0	2
FERGUSON	1-0	7	0-1	.000	0-1	.000	0-0	---	0	0	0	0	1-0	0	0	0	0	0.0	0
76ERS	2	505	98-192	.510	26-59	.441	25-36	.694	26	77	103	58	46-0	14	24	16	247	123.5	134
SPURS	2	505	79-181	.436	16-52	.308	36-48	.750	20	60	80	40	38-0	17	23	15	210	105.0	111

Monty Williams

201 E. Jefferson Street • Phoenix, AZ 85004
(602) 379-7900 • www.suns.com

Managing Partner . . . . . Robert Sarver
President & Chief Executive Officer . . . . . Jason Rowley
General Manager . . . . . James Jones
Asssitant General Manager . . . . . Trevor Bukstein
Head Coach . . . . . Monty Williams
Associate Head Coach . . . . . Kevin Young
Assistant Coaches . . . . . Mark Bryant, Randy Ayers, Brian Randle
. . . . . Bryan Gates, Michael Ruffin, Jarrett Jack, Steve Scalzi
Vice President, Health & Performance . . . . . Brady Howe
Director, Medical Services/Head Athletic Trainer . . . . . David Crewe
Director, Performance/Head Strength & Conditioning Coach . . . Cory Schlesinger
Basketball Communications . . . . . Julie Fie, Cole Mickelson, Palmer Black
Home Court . . . . . Footprint Center
Radio . . . . . Arizona Sports (98.7 FM): Al McCoy, Jon Bloom, Tim Kempton
Spanish Radio . . . . . .KSUN La Mejor Radio (1400 AM, 106.5 FM): Arturo Ochoa,
. . . . . Juan Urresti
Television . Bally Sports Arizona: Kevin Ray, Eddie Johnson, Ann Meyers Drysdale

2021-22 SCHEDULE VS. SUNS

11/22	Monday	7:30 p.m.	in San Antonio
12/6	Monday	8:00 p.m.	at Phoenix
1/17	Monday	7:30 p.m.	in San Antonio
1/30	Sunday	7:00 p.m.	at Phoenix

2020-21 RESULTS VS. SUNS

4/17	W, 111-85	at Phoenix
5/15	L, 140-103	in San Antonio
5/16	L, 123-121	in San Antonio

ALL-TIME RESULTS

76-77:	SA 3-1	92-93:	PHO 3-1	08-09:	SA 3-1
77-78:	Tied 2-2	93-94:	PHO 3-1	09-10:	PHO 2-1
78-79:	PHO 3-1	94-95:	Tied 2-2	10-11:	SA 3-1
79-80:	Tied 1-1	95-96:	SA 3-1	11-12:	SA 4-0
80-81:	PHO 3-2	96-97:	PHO 3-1	12-13:	SA 2-1
81-82:	PHO 4-1	97-98:	PHO 3-1	13-14:	SA 3-1
82-83:	PHO 3-2	98-99:	Tied 2-2	14-15:	SA 3-1
83-84:	PHO 5-0	99-00:	Tied 2-2	15-16:	SA 4-0
84-85:	SA 4-1	00-01:	Tied 2-2	16-17:	SA 2-1
85-86:	PHO 3-2	01-02:	SA 3-1	17-18:	SA 4-0
86-87:	SA 3-2	02-03:	PHO 3-1	18-19:	SA 3-1
87-88:	SA 3-2	03-04:	SA 4-0	19-20:	SA 2-1
88-89:	PHO 3-1	04-05:	SA 2-1	20-21:	PHO 2-1
89-90:	SA 4-0	05-06:	SA 3-1	**TOTALS:**	SA 99-80
90-91:	SA 3-1	06-07:	SA 2-1		
91-92:	PHO 3-1	07-08:	PHO 3-1		

SPURS-SUNS SERIES NOTES

OVERALL RECORD: 99-80 **HOME:** 62-27 **ROAD:** 37-53 **OT:** 8-3
CURRENT STREAK: Lost 2 **HOME:** L 3 **ROAD:** W 3
SPURS BIGGEST WIN: 48, 129-81 on 2/7/18 at Phoenix
SPURS BIGGEST LOSS: 46, 137-91 on 4/15/89 at Phoenix
SPURS LAST WIN AT HOME: 126-124 on 1/29/19
SPURS LAST LOSS AT HOME: 123-121 on 5/16/21
SPURS LAST WIN ON THE ROAD: 111-85-on 4/17/21
SPURS LAST LOSS ON THE ROAD: 116-96 on 11/14/18

DID YOU KNOW?

The Spurs have won 10 of the last 11 season series against Phoenix, including three sweeps… Suns Head Coach Monty Williams played three season with the Spurs (1995-98), where he averaged 7.1 points in 154 games… former Spur George Gervin was drafted by the Suns in the 1974 NBA Draft … Manu Ginobili set a Spurs franchise record for most free throws made in game with 18 at Phoenix on 1/29/09 … Ginobili's career-high came against the Suns when he scored 48 in a 128-123 overtime victory on 1/21/05 ... the Suns defeated the Spurs 137-91 in Phoenix on 4/15/89 … the 46-point loss still stands as the worst defeat in Spurs franchise history … the Suns missed all 12 of their three-point attempts on 1/13/94, setting the Spurs opponent franchise record for most three-pointers attempted without a make … the Suns snapped San Antonio's 18-game home win streak with a 105-101 overtime win on 2/27/13 … former San Antonio guard Danny Green established a franchise record for most three-pointers in a single season when he connected on his 191st on 4/12/15 against the Suns … assistant coach Mark Bryant played the 2001–02 season in San Antonio where he averaged 1.9 points in 30 games … Chris Paul was selected No. 4 in the 2005 NBA Draft, tying the second-highest draft selection in Wake Forest history behind Spurs Hall of Famer Tim Duncan, the No. 1 pick in the 1997 NBA Draft.

2020-21 SEASON SERIES (1-2) SAN ANTONIO SPURS VS. PHOENIX

PLAYER	G-GS	MIN	FG-FGA	PCT	3FG-FGA	PCT	FT-FTA	PCT	OFF	DEF	TOT	AST	PF-DQ	STL	TO	BLK	PTS	AVG	HI
DEROZAN	1-1	25	8-14	.571	1-1	1.000	6-7	.857	1	2	3	4	1-0	0	2	0	23	23.0	23
POELTL	1-1	30	8-14	.571	0-0	---	1-3	.333	3	7	10	0	0-0	0	0	3	17	17.0	17
GAY	2-0	43	12-23	.522	4-10	.400	3-3	1.000	0	11	11	4	1-0	1	0	3	31	15.5	19
JOHNSON	3-3	76	17-30	.567	2-9	.222	8-10	.800	1	6	7	5	1-0	2	7	0	44	14.7	18
VASSELL	3-1	85	15-33	.455	5-15	.333	2-2	1.000	1	11	12	8	8-0	1	3	4	37	12.3	18
WHITE	1-1	26	4-13	.308	3-7	.429	1-1	1.000	0	2	2	6	3-0	0	1	0	12	12.0	12
EUBANKS	3-2	59	13-17	.765	0-0	---	6-8	.750	8	19	27	3	6-0	3	3	1	32	10.7	15
DIENG	3-0	55	12-17	.706	2-5	.400	4-4	1.000	5	15	20	6	3-0	1	2	2	30	10.0	18
MURRAY	2-2	58	9-19	.474	1-3	.333	1-2	.500	1	13	14	7	1-0	2	2	1	20	10.0	14
WEATHERSPOON	3-0	44	11-19	.579	1-3	.333	3-4	.750	1	4	5	2	6-0	2	2	0	26	8.7	13
MILLS	1-1	24	3-10	.300	2-7	.286	0-0	---	0	0	0	5	1-0	0	2	0	8	8.0	8
JONES	3-0	58	7-15	.467	0-1	.000	6-8	.750	0	3	3	12	3-0	3	2	0	20	6.7	9
WALKER	3-2	76	7-28	.250	2-15	.133	2-2	1.000	0	7	7	10	4-0	2	9	0	18	6.0	9
BATES-DIOP	3-0	45	8-17	.471	0-0	---	1-1	1.000	2	10	12	3	0-0	2	1	0	17	5.7	9
SAMANIC	1-1	17	0-6	.000	0-3	.000	0-0	---	0	0	0	1	4-0	1	2	2	0	0.0	0
SPURS	3	720	134-275	.487	23-79	.291	44-55	.800	23	110	133	76	42-0	20	39	16	335	111.7	121
SUNS	3	720	141-288	.490	34-95	.358	32-42	.762	32	111	143	87	42-0	24	32	8	348	116.0	140

2020-21 SEASON SERIES (2-1) PHOENIX SUNS VS. SAN ANTONIO

PLAYER	G-GS	MIN	FG-FGA	PCT	3FG-FGA	PCT	FT-FTA	PCT	OFF	DEF	TOT	AST	PF-DQ	STL	TO	BLK	PTS	AVG	HI
BOOKER	2-2	53	16-36	.444	3-9	.333	7-8	.875	0	5	5	7	3-0	2	3	0	42	21.0	27
CARTER	3-1	89	19-39	.487	6-18	.333	1-3	.333	4	11	15	9	2-0	4	3	0	45	15.0	19
MOORE	2-0	33	12-15	.800	3-3	1.000	2-2	1.000	1	1	2	5	1-0	0	4	1	29	14.5	22
PAYNE	3-1	71	17-34	.500	5-12	.417	4-6	.667	0	11	11	15	5-0	1	5	0	43	14.3	19
PAUL	2-2	47	10-20	.500	1-3	.333	1-1	1.000	1	7	8	16	1-0	1	2	0	22	11.0	16
BRIDGES	3-3	59	13-18	.722	4-7	.571	2-2	1.000	1	8	9	1	3-0	5	1	0	32	10.7	18
GALLOWAY	2-0	42	7-20	.350	3-11	.273	3-3	1.000	2	1	3	2	2-0	0	0	0	20	10.0	10
CRAIG	3-0	64	13-24	.542	3-10	.300	0-0	---	6	14	20	5	6-0	3	0	1	29	9.7	11
SARIC	3-2	54	9-21	.429	1-5	.200	9-9	1.000	2	10	12	7	4-0	4	3	0	28	9.3	13
AYTON	1-1	26	4-9	.444	0-0	---	0-0	---	7	2	9	1	1-0	1	2	0	8	8.0	8
KAMINSKY	3-0	50	7-18	.389	1-2	.500	3-8	.375	2	15	17	11	5-0	1	3	1	18	6.0	11
SMITH	3-1	59	8-18	.444	1-6	.167	0-0	---	2	16	18	2	4-0	1	1	3	17	5.7	11
JOHNSON	1-0	25	2-8	.250	1-4	.250	0-0	---	1	2	3	2	1-0	0	0	0	5	5.0	5
ALEXANDER	2-0	11	2-3	.667	1-2	.500	0-0	---	2	3	5	2	0-0	0	2	1	5	2.5	3
CROWDER	2-2	37	2-5	.400	1-3	.333	0-0	---	1	5	6	2	4-0	1	3	1	5	2.5	3
SUNS	3	720	141-288	.490	34-95	.358	32-42	.762	32	111	143	87	42-0	24	32	8	348	116.0	140
SPURS	3	720	134-275	.487	23-79	.291	44-55	.800	23	110	133	76	42-0	20	39	16	335	111.7	121

One Center Court, Suite 200 • Portland, OR 97227
(503) 234-9291 • www.trailblazers.com

Chair . . . . . Jody Allen
President of Basketball Operations . . . . . Neil Olshey
President & CEO . . . . . Chris McGowan
Assistant General Managers . . . . . Bill Branch, Joe Cronin, Stve Rosenberry
Head Coach . . . . . Chauncey Billups
Assistant Coaches . . . . . .Scott Brooks, Roy Rogers, Steve Hetzel, Eniesha Curry, ...Matt Brase, Milt Palacio
Director of Player Health and Performance. . . . . Jesse Elis
Head Athletic Trainer . . . . . Geoff Clark
Basketball Communications . . . . . Jim Taylor, Jacob Gifford, Heavyn Jackson
Home Court . . . . . Moda Center (19,393, built in 1995)
Radio . . . . . Rip City Radio (620 AM): Travis Demers, Michael Holton
Television . . . . . .ROOT Sports: Kevin Calabro, Lamar Hurd, Brooke Olzendam

Chauncey Billups

2021-22 SCHEDULE VS. TRAIL BLAZERS

12/2	Thursday	9:00 p.m.	at Portland
3/23	Wednesday	9:00 p.m.	at Portland
4/1	Friday	7:30 p.m.	in San Antonio
4/3	Sunday	6:00 p.m.	in San Antonio

2020-21 RESULTS VS. TRAIL BLAZERS

1/18	W, 125-104	at Portland
4/16	L, 107-106	in San Antonio
5/8	L, 124-102	at Portland

ALL-TIME RESULTS

76-77:	Tied 2-2	92-93:	Tied 2-2	08-09:	POR 3-1
77-78:	Tied 2-2	93-94:	SA 3-1	09-10:	POR 3-0
78-79:	POR 2-1	94-95:	SA 3-1	10-11:	POR 3-1
79-80:	Tied 1-1	95-96:	SA 3-1	11-12:	SA 2-1
80-81:	SA 3-2	96-97:	POR 4-0	12-13:	POR 2-1
81-82:	POR 3-2	97-98:	Tied 2-2	13-14:	Tied 2-2
82-83:	SA 3-2	98-99:	SA 3-1	14-15:	POR 3-1
83-84:	POR 4-1	99-00:	POR 3-1	15-16:	SA 3-0
84-85:	POR 3-2	00-01:	SA 3-1	16-17:	Tied 2-2
85-86:	SA 4-1	01-02:	SA 3-1	17-18:	SA 2-1
86-87:	POR 4-1	02-03:	Tied 2-2	18-19:	Tied 2-2
87-88:	POR 5-0	03-04:	SA 4-0	19-20:	POR 2-1
88-89:	POR 4-0	04-05:	SA 2-1	20-21:	POR 2-1
89-90:	POR 3-1	05-06:	SA 4-0	**TOTALS:**	TIED 88-88
90-91:	Tied 2-2	06-07:	SA 4-0		
91-92:	Tied 2-2	07-08	SA 3-0		

SPURS-TRAIL BLAZERS SERIES NOTES

OVERALL RECORD: 88-88 **HOME:** 56-32 **ROAD:** 32-56 **OT:** 5-4
CURRENT STREAK: Lost 2 **HOME:** L 1 **ROAD:** L 1
SPURS BIGGEST WIN: 35, 124-89 on 4/23/12 in San Antonio
SPURS BIGGEST LOSS: 40, 137-97 on 2/21/12 at Portland
SPURS LAST WIN AT HOME: 113-110 on 10/28/19
SPURS LAST LOSS AT HOME: 107-106 on 4/16/21
SPURS LAST WIN ON THE ROAD: 125-104 on 1/18/21
SPURS LAST LOSS ON THE ROAD: 125-104 on 5/8/21

DID YOU KNOW?

San Antonio set a franchise record shooting a perfect 25-of-25 from the foul line in Game 3 of the 2014 Western Conference semifinals on 5/10/14 ... the Blazers set a franchise record when they scored 49 points in the first quarter vs. the Spurs (117-103) on 11/25/90 in Portland … the 49 points is also the highest single quarter total recorded by a Spurs opponent … in his first game against his former team, Steve Smith set a franchise record by shooting a perfect 8-of-8 from three-point range at Portland on 11/3/01 ... Portland assistant coach Steve Hetzel began his NBA career with San Antonio as the assistant video coordinator under Spurs head coach Gregg Popovich in 2005-06.

2020-21 SEASON SERIES (1-2) SAN ANTONIO SPURS VS. PORTLAND

PLAYER	G-GS	MIN	FG-FGA	PCT	3FG-FGA	PCT	FT-FTA	PCT	OFF	DEF	TOT	AST	PF-DQ	STL	TO	BLK	PTS	AVG	HI
ALDRIDGE	1-1	24	10-17	.588	0-1	.000	2-2	1.000	0	2	2	1	0-0	1	1	1	22	22.0	22
DEROZAN	3-3	100	23-49	.469	0-1	.000	20-20	1.000	2	10	12	25	5-0	5	7	1	66	22.0	26
GAY	3-0	66	15-37	.405	8-20	.400	3-4	.750	4	12	16	4	3-0	2	0	4	41	13.7	21
WHITE	1-1	32	4-11	.364	3-5	.600	2-2	1.000	1	2	3	2	1-0	0	1	3	13	13.0	13
MURRAY	3-3	92	16-38	.421	3-10	.300	2-4	.500	2	22	24	26	9-0	1	8	1	37	12.3	15
POELTL	3-2	79	16-24	.667	0-0	---	2-3	.667	12	8	20	2	10-0	1	4	8	34	11.3	17
WALKER	3-2	78	11-26	.423	6-15	.400	0-0	---	2	13	15	5	7-0	0	6	0	28	9.3	18
MILLS	3-0	65	10-27	.370	6-17	.353	0-0	---	0	4	4	5	3-0	2	3	0	26	8.7	21
JOHNSON	3-3	72	9-18	.500	1-6	.167	5-6	.833	3	14	17	2	7-0	2	2	0	24	8.0	10
EUBANKS	2-0	31	7-8	.875	0-0	---	1-1	1.000	2	3	5	2	4-0	2	1	1	15	7.5	15
VASSELL	2-0	48	6-12	.500	3-7	.429	0-0	---	3	11	14	4	5-0	2	0	1	15	7.5	9
SAMANIC	1-0	6	2-4	.500	0-1	.000	3-3	1.000	1	3	4	0	1-0	0	0	0	7	7.0	7
WEATHERSPOON	1-0	5	0-1	.000	0-1	.000	3-4	.750	0	0	0	1	0-0	0	0	0	3	3.0	3
JONES	2-0	8	1-3	.333	0-0	---	0-0	---	1	0	1	0	0-0	1	0	0	2	1.0	2
BATES-DIOP	1-0	4	0-0	---	0-0	---	0-0	---	0	0	0	0	0-0	0	0	0	0	0.0	0
DIENG	1-0	7	0-3	.000	0-2	.000	0-0	---	0	0	0	1	0-0	0	0	0	0	0.0	0
LYLES	1-0	2	0-0	---	0-0	---	0-0	---	0	0	0	0	0-0	0	0	0	0	0.0	0
SPURS	3	720	130-278	.468	30-86	.349	43-49	.878	33	104	137	80	55-0	19	34	20	333	111.0	125
TRAIL BLAZERS	3	720	125-276	.453	33-98	.337	52-65	.800	35	100	135	67	42-0	21	32	18	335	111.7	124

2020-21 SEASON SERIES (2-1) PORTLAND TRAIL BLAZERS VS. SAN ANTONIO

PLAYER	G-GS	MIN	FG-FGA	PCT	3FG-FGA	PCT	FT-FTA	PCT	OFF	DEF	TOT	AST	PF-DQ	STL	TO	BLK	PTS	AVG	HI
LILLARD	2-2	67	18-40	.450	7-19	.368	22-22	1.000	1	6	7	14	3-0	1	5	1	65	32.5	35
MCCOLLUM	2-2	70	23-47	.489	6-15	.400	4-6	.667	1	6	7	8	2-0	2	3	2	56	28.0	29
HOOD	1-1	25	9-14	.643	2-6	.333	1-1	1.000	0	2	2	2	0-0	1	3	0	21	21.0	21
ANTHONY	2-0	52	11-25	.440	3-7	.429	2-2	1.000	1	5	6	3	3-0	2	3	1	27	13.5	14
POWELL	2-2	69	14-30	.467	4-11	.364	8-8	1.000	1	7	8	5	5-0	1	3	1	40	20.0	22
NURKIC	2-2	43	12-26	.462	0-0	---	2-6	.333	8	7	15	9	3-0	0	4	2	26	13.0	17
SIMONS	3-0	72	10-25	.400	7-17	.412	4-4	1.000	1	7	8	3	5-0	2	3	3	31	10.3	16
KANTER	3-1	74	8-18	.444	0-0	---	7-7	1.000	8	22	30	10	5-0	1	2	1	23	7.7	10
COVINGTON	3-3	90	8-18	.444	4-12	.333	0-0	---	3	17	20	4	7-0	7	2	2	20	6.7	9
ELLEBY	1-0	5	2-3	.667	0-1	.000	0-0	---	0	0	0	0	1-0	0	0	0	4	4.0	4
JONES	2-2	47	2-6	.333	0-3	.000	1-3	.333	3	4	7	2	2-0	3	0	4	5	2.5	5
LITTLE	3-0	33	3-7	.429	0-3	.000	1-2	.500	2	7	9	0	2-0	1	1	0	7	2.3	6
HOLLIS-JEFFERSON	1-0	14	1-1	1.000	0-0	---	0-2	.000	1	2	3	2	1-0	0	0	0	2	2.0	2
LEAF	1-0	5	1-2	.500	0-0	---	0-0	---	0	1	1	1	0-0	0	0	0	2	2.0	2
TRENT	1-0	24	1-9	.111	0-3	.000	0-0	---	3	0	3	1	0-0	0	1	0	2	2.0	2
BLEVINS	2-0	7	1-1	1.000	0-0	---	0-0	---	1	0	1	0	1-0	0	0	0	2	1.0	2
GILES III	2-0	21	1-4	.250	0-1	.000	0-2	.000	1	7	8	3	2-0	0	2	1	2	1.0	2
TRAIL BLAZERS	3	720	125-276	.453	33-98	.337	52-65	.800	35	100	135	67	42-0	21	32	18	335	111.7	124
SPURS	3	720	130-278	.468	30-86	.349	43-49	.878	33	104	137	80	55-0	19	34	20	333	111.0	125

Luke Walton

500 David J. Stern Walk• Sacramento, CA 95814
(888) 91-KINGS • www.kings.com

Owner and Governor. . . . . Vivek Ranadive
General Manager . . . . . Monte McNair
Chief Operating Officer. . . . . Matina Kolokotronis
President, Business Operations . . . . . John Rinehart
Chief Strategy Officer. . . . . .Joe Dumars
Assistant General Managers . . . . . Wes Wilcox, Ken Catanella
Head Coach . . . . . Luke Walton
Associate Head Coach . . . . . Alvin Gentry
Assistant Coaches . . . . . .Mike Longabardi, Doug Christie, Jonah Herscu, Rico Hines, ... Stacey Augmon, Lindsey Harding
Head Athletic Trainer . . . . . Joe Rsendez
Media Relations. . . . . Alexander Sigua, Rahsaan Gethers
Home Court . . . . . .Golden 1 Center (17,583, built in 2016)
Radio . . . . . KHTK 1140 (1140 AM): Gary Gerould
Television . . . . . .NBC Sports CA: Mark Jones, Kyle Draper, Kayte Hunter

2021-22 SCHEDULE VS. KINGS

11/10	Wednesday	7:30 p.m.	in San Antonio
12/19	Sunday	5:00 p.m.	at Sacramento
3/3	Thursday	7:30 p.m.	in San Antonio

2020-21 RESULTS VS. KINGS

3/29	L, 132-115	in San Antonio
3/31	W, 120-106	in San Antonio
5/7	W, 113-104	at Sacramento

ALL-TIME RESULTS

76-77:	SA 3-1	92-93:	Tied 2-2	08-09:	SA 3-0
77-78:	SA 4-0	93-94:	SA 3-1	09-10:	SA 4-0
78-79:	SA 3-1	94-95:	SA 4-0	10-11:	SA 3-0
79-80:	Tied 1-1	95-96:	SA 3-1	11-12:	SA 2-1
80-81:	SA 4-2	96-97:	SAC 3-1	12-13:	SA 4-0
81-82:	SA 5-1	97-98:	SA 4-0	13-14:	SA 3-0
82-83:	Tied 3-3	98-99:	SA 2-1	14-15:	SA 3-1
83-84:	KC 5-1	99-00:	SAC 3-1	15-16:	SA 3-0
84-85:	SA 4-2	00-01:	Tied 2-2	16-17:	SA 4-0
85-86:	SAC 5-1	01-02:	SAC 3-1	17-18:	SA 4-0
86-87:	Tied 3-3	02-03:	SA 3-1	18-19:	SAC 3-0
87-88:	Tied 3-3	03-04:	Tied 2-2	19-20:	SA 2-1
88-89:	Tied 2-2	04-05:	SA 3-1	20-21:	SA 2-1
89-90:	SA 4-0	05-06:	SA 2-1	**TOTALS:**	SA 124-60
90-91:	SA 3-1	06-07:	SA 4-0		
91-92:	SA 3-1	07-08:	SA 3-1		

SPURS-KINGS SERIES NOTES

OVERALL RECORD: 124-60 **HOME:** 70-22 **ROAD:** 54-38 **OT:** 6-5
CURRENT STREAK: Won 2 **HOME:** W 1 **ROAD:** W 1
SPURS BIGGEST WIN: 42, 109-67 on 1/10/98 in San Antonio
SPURS BIGGEST LOSS: 28, 130-102 on 10/29/76 at Kansas City
SPURS LAST WIN AT HOME: 120-106 on 3/31/21
SPURS LAST LOSS AT HOME: 132-115 on 3/29/21
SPURS LAST WIN ON THE ROAD: 113-104 on 5/7/21
SPURS LAST LOSS ON THE ROAD: 122-102 on 2/8/20

DID YOU KNOW?

The Kings swept the season serious versus San Antonio for the first time in history, after taking all three contests in 2018-19 … it also stands as the first time Sacramento won the season series since 2002-03 (3-1) … Tim Duncan recorded four 20-20 games against Sacramento, more than any other opponent … Dale Ellis, at the time with the Spurs, became the first player in NBA history to make 1,000 three-point field goals when he connected from downtown with 7:41 left in the third quarter against the Kings on 03/19/94 … Larry Kenon set an NBA record 11 steals vs. Kansas City on 12/26/76 ... San Antonio posted its 100th victory in the overall series against the Kings on 11/9/13… Kings Chimezie Metu was drafted by San Antonio in the second round of the 2018 NBA Draft.

2020-21 SEASON SERIES (2-1) SAN ANTONIO SPURS VS. SACRAMENTO

PLAYER	G-GS	MIN	FG-FGA	PCT	3FG-FGA	PCT	FT-FTA	PCT	OFF	DEF	TOT	AST	PF-DQ	STL	TO	BLK	PTS	AVG	HI
DEROZAN	3-3	102	25-49	.510	0-1	.000	18-20	.900	2	12	14	18	7-0	1	8	2	68	22.7	26
MURRAY	3-3	101	26-51	.510	2-11	.182	3-4	.750	4	15	19	20	6-0	4	10	0	57	19.0	23
WHITE	2-2	63	12-28	.429	5-15	.333	8-12	.667	1	8	9	4	7-0	2	2	0	37	18.5	19
WALKER	1-1	33	7-14	.500	0-5	.000	2-2	1.000	0	1	1	2	0-0	1	0	0	16	16.0	16
GAY	3-0	63	15-31	.484	7-15	.467	3-3	1.000	3	14	17	3	4-0	4	3	2	40	13.3	16
POELTL	3-3	97	18-26	.692	0-0	---	4-9	.444	15	20	35	7	6-0	2	3	8	40	13.3	17
JOHNSON	3-3	79	13-30	.433	2-6	.333	6-7	.857	3	11	14	4	4-0	0	2	0	34	11.3	16
MILLS	3-0	73	7-18	.389	6-14	.429	3-3	1.000	1	4	5	7	2-0	3	1	0	23	7.7	12
EUBANKS	3-0	40	7-9	.778	0-0	---	4-5	.800	4	13	17	1	6-0	1	3	1	18	6.0	8
VASSELL	3-0	46	4-11	.364	2-8	.250	0-0	---	0	7	7	0	4-0	4	2	0	10	3.3	5
DIENG	1-0	6	0-0	---	0-0	---	1-2	.500	0	0	0	0	0-0	0	0	0	1	1.0	1
JONES	2-0	5	1-3	.333	0-0	---	0-0	---	0	0	0	1	0-0	0	0	0	2	1.0	2
SAMANIC	2-0	5	1-1	1.000	0-0	---	0-0	---	0	1	1	1	1-0	0	0	0	2	1.0	2
REYNOLDS	2-0	4	0-1	.000	0-0	---	0-0	---	0	0	0	0	0-0	0	0	0	0	0.0	0
WEATHERSPOON	2-0	4	0-2	.000	0-0	---	0-0	---	0	0	0	0	0-0	0	0	0	0	0.0	0
SPURS	3	720	136-274	.496	24-75	.320	52-67	.776	33	106	139	68	47-0	22	35	13	348	116.0	120
KINGS	3	720	127-260	.488	42-103	.408	46-59	.780	19	96	115	78	54-1	26	35	14	342	114.0	132

2020-21 SEASON SERIES (1-2) SACRAMENTO KINGS VS. SAN ANTONIO

PLAYER	G-GS	MIN	FG-FGA	PCT	3FG-FGA	PCT	FT-FTA	PCT	OFF	DEF	TOT	AST	PF-DQ	STL	TO	BLK	PTS	AVG	HI
FOX	2-2	68	16-36	.444	3-11	.273	9-11	.818	0	3	3	9	5-0	2	4	3	44	22.0	24
HOLMES	3-3	97	21-31	.677	0-0	---	10-13	.769	9	23	32	8	12-1	2	2	7	52	17.3	23
HIELD	3-3	104	17-45	.378	14-33	.424	3-3	1.000	1	9	10	8	7-0	4	8	1	51	17.0	20
HALIBURTON	2-2	61	14-30	.467	4-13	.308	1-1	1.000	1	4	5	12	4-0	3	2	0	33	16.5	18
DAVIS	3-0	72	17-31	.548	7-17	.412	3-3	1.000	0	8	8	4	5-0	6	5	0	44	14.7	24
WRIGHT	3-1	84	13-28	.464	3-7	.429	6-6	1.000	2	12	14	17	7-0	4	5	0	35	11.7	17
BARNES	2-2	67	6-15	.400	4-7	.571	4-6	.667	5	11	16	7	2-0	1	3	1	20	10.0	14
HARKLESS	3-1	65	10-18	.556	5-10	.500	2-2	1.000	0	7	7	6	3-0	3	0	0	27	9.0	13
JONES	1-0	15	2-3	.667	0-0	---	2-4	.500	1	6	7	0	2-0	1	2	1	6	6.0	6
BAGLEY	1-1	19	1-5	.200	0-1	.000	2-6	.333	0	2	2	1	2-0	0	0	0	4	4.0	4
GUY	3-0	15	3-5	.600	1-2	.500	4-4	1.000	0	0	0	1	1-0	0	1	0	11	3.7	7
METU	3-0	39	5-10	.500	1-2	.500	0-0	---	0	6	6	3	3-0	0	1	0	11	3.7	5
SILVA	2-0	4	1-2	.500	0-0	---	0-0	---	0	1	1	0	1-0	0	1	0	2	1.0	2
JAMES	3-0	5	1-1	1.000	0-0	---	0-0	---	0	0	0	2	0-0	0	0	0	2	0.7	2
JEFFRIES	1-0	1	0-0	---	0-0	---	0-0	---	0	1	1	0	0-0	0	0	0	0	0.0	0
WOODARD	2-0	4	0-0	---	0-0	---	0-0	---	0	3	3	0	0-0	0	0	1	0	0.0	0
KINGS	3	720	127-260	.488	42-103	.408	46-59	.780	19	96	115	78	54-1	26	35	14	342	114.0	132
SPURS	3	720	136-274	.496	24-75	.320	52-67	.776	33	106	139	68	47-0	22	35	13	348	116.0	120

30 British Columobia Road • Toronto, Ontario • M6K 3C3
(416) 815-2801 • www.raptors.com

Chairman of the Board & Chairman. . . . . .Lawrence M. Tanenbaum, O.C.
Vice Chairman and President . . . . . Masai Ujiri
General Manager . . . . . .Bobby Webster
Head Coach . . . . . Nick Nurse
Assistant Coaches . . . . . Adrian Griffin, Earl Watson, Trevor Gleeson,
. . . . . .Jim Sann, Nathaniel Mitchell, Jon Goodwillie, Eric Khoury
Vice-President of Player Health and Performance . . . . . Alex McKechnie
Head Athletic Trainer . . . . . Scott McCullough
Basketball Communications . . . . . .Jennifer Quinn, Roven Yau, Phil Summers
. . . . . Emma Marshall, Tasala Tahir
Home Court . . . . . Scotiabank Arena (19,800, built in 1999)
Radio . . . . . TSN Radio 1050 (AM 1050), Sportsnet 590 (AM 590): Paul Jones,
. . . . . Eric Smith, Sherman Hamilton
Television . . . . . TSN, Sportsnet: Matt Devlin, Jack Armstrong, Alvin Williams

Nick Nurse

2021-22 SCHEDULE VS. RAPTORS

1/4	Tuesday	6:00 p.m.	at Toronto
3/9	Wednesday	7:30 p.m.	in San Antonio

2020-21 RESULTS VS. RAPTORS

12/26	W, 119-114	in San Antonio
4/14	L, 117-112	at Toronto

ALL-TIME RESULTS

95-96:	SA 2-0	05-06:	SA 2-0	15-16:	Tied 1-1
96-97:	Tied 1-1	06-07:	SA 2-0	16-17:	SA 2-0
97-98:	SA 2-0	07-08:	Tied 1-1	17-18:	Tied 1-1
98-99:	TOR 1-0	08-09:	Tied 1-1	18-19:	Tied 1-1
99-00:	Tied 1-1	09-10:	Tied 1-1	19-20:	Tied 1-1
00-01:	Tied 1-1	10-11:	SA 2-0	20-21:	Tied 1-1
01-02:	Tied 1-1	11-12:	SA 1-0	**TOTALS:**	SA 35-15
02-03:	SA 2-0	12-13:	SA 2-0		
03-04:	SA 2-0	13-14:	SA 2-0		
04-05:	Tied 1-1	14-15:	Tied 1-1		

SPURS-RAPTORS SERIES NOTES

OVERALL RECORD: 35-15 **HOME:** 20-5 **ROAD:** 15-10 **OT:** 2-1
CURRENT STREAK: Lost 1 **HOME:** W 1 **ROAD:** L 1
SPURS BIGGEST WIN: 28, 110-82 on 1/3/17 in San Antonio
SPURS BIGGEST LOSS: 33, 125-92 on 2/19/97 in San Antonio
SPURS LAST WIN AT HOME: 119-114 on 12/26/20
SPURS LAST LOSS AT HOME: 110-106 on 1/26/20
SPURS LAST WIN ON THE ROAD: 105-104 on 1/12/20
SPURS LAST LOSS ON THE ROAD: 117-112 on 4/14/21

DID YOU KNOW?

The Spurs fell to the Raptors, 110-106, on 1/26/20, marking their first loss on home courts since 12/28/07 … Spurs center Jakob Poeltl was drafted by the Raptors, in 2016, with the ninth overall pick ... Poeltl contributed 5.4 points and 4.1 rebounds per game in his two seasons in Toronto … Former Raptor and Spur DeMar DeRozan had 21 points, 14 rebounds and 11 assists in the Spurs, 125-107, victory over Toronto on 1/3/19 … becoming the first San Antonio player with a triple-double at home since Tim Duncan in 2003 … the Spurs first ever game in the AT&T Center was against the Raptors on 11/1/02 … 18,797 fans witnessed Tim Duncan's 22-point, 15-rebound performance as San Antonio defeated Toronto 91-72 … the Raptors 98-92 win on 12/5/99 was their first win versus San Antonio in Toronto in the five-year match-up history … the Raptors held the Spurs to a franchise record-low field goal percentage when they shot .239 (22-92) in an 80-74 overtime loss on 2/7/02.

2020-21 SEASON SERIES (1-1) SAN ANTONIO SPURS VS. TORONTO

PLAYER	G-GS	MIN	FG-FGA	PCT	3FG-FGA	PCT	FT-FTA	PCT	OFF	DEF	TOT	AST	PF-DQ	STL	TO	BLK	PTS	AVG	HI
WHITE	1-1	34	7-16	.438	6-11	.545	5-7	.714	1	2	3	5	4-0	0	1	0	25	25.0	25
DEROZAN	2-2	74	16-28	.571	3-4	.750	11-14	.786	3	6	9	19	5-0	3	5	0	46	23.0	27
MILLS	2-0	60	16-23	.696	10-16	.625	2-2	1.000	1	3	4	4	3-0	0	4	0	44	22.0	23
ALDRIDGE	1-1	29	5-14	.357	1-5	.200	1-2	.500	1	5	6	4	2-0	0	0	1	12	12.0	12
WALKER	2-1	42	9-24	.375	3-13	.231	2-3	.667	1	6	7	3	5-0	0	3	0	23	11.5	14
JOHNSON	2-2	53	9-22	.409	2-6	.333	2-2	1.000	2	9	11	0	2-0	1	3	1	22	11.0	12
MURRAY	2-2	62	9-28	.321	2-8	.250	2-3	.667	3	15	18	14	5-0	3	3	0	22	11.0	11
VASSELL	1-0	12	3-5	.600	1-1	1.000	0-0	---	0	5	5	1	3-0	1	2	1	7	7.0	7
GAY	2-0	46	4-12	.333	2-8	.250	3-4	.750	2	6	8	5	6-0	1	3	1	13	6.5	8
EUBANKS	1-0	18	2-4	.500	0-0	---	2-5	.400	2	4	6	1	2-0	1	0	4	6	6.0	6
POELTL	2-1	46	4-12	.333	0-0	---	0-1	.000	9	7	16	5	2-0	0	5	2	8	4.0	4
LYLES	1-0	4	1-1	1.000	1-1	1.000	0-0	---	1	0	1	1	0-0	0	0	0	3	3.0	3
SPURS	2	480	85-189	.450	31-73	.425	30-43	.698	26	68	94	62	39-0	10	29	10	231	115.5	119
RAPTORS	2	480	85-184	.462	29-71	.408	32-40	.800	23	77	100	53	42-0	16	28	14	231	115.5	117

2020-21 SEASON SERIES (1-1) TORONTO RAPTORS VS. SAN ANTONIO

PLAYER	G-GS	MIN	FG-FGA	PCT	3FG-FGA	PCT	FT-FTA	PCT	OFF	DEF	TOT	AST	PF-DQ	STL	TO	BLK	PTS	AVG	HI
VANVLEET	1-1	35	10-20	.500	5-12	.417	2-3	.667	0	3	3	9	1-0	1	1	0	27	27.0	27
SIAKAM	2-2	80	13-36	.361	0-6	.000	10-11	.909	4	22	26	14	9-0	3	7	2	36	18.0	20
BOUCHER	2-1	62	14-22	.636	5-10	.500	1-2	.500	5	17	22	2	7-0	1	5	7	34	17.0	22
ANUNOBY	2-2	70	10-21	.476	6-12	.500	6-8	.750	2	8	10	4	3-0	4	2	1	32	16.0	22
FLYNN	1-1	32	4-14	.286	3-7	.429	5-6	.833	1	3	4	7	2-0	2	0	0	16	16.0	16
LOWRY	1-1	35	6-15	.400	2-6	.333	2-2	1.000	0	0	0	10	5-0	2	2	0	16	16.0	16
BAYNES	1-1	20	6-11	.545	1-4	.250	0-0	---	3	4	7	1	3-0	0	1	0	13	13.0	13
HOOD	1-0	15	2-5	.400	0-0	---	0-0	---	1	2	3	1	1-0	0	0	0	4	4.0	4
WATANABE	1-0	20	4-6	.667	3-5	.600	0-0	---	0	4	4	1	2-0	1	1	0	11	11.0	11
GILLESPIE	1-0	19	3-5	.600	0-0	---	3-4	.750	5	3	8	1	2-0	0	1	2	9	9.0	9
WATSON	1-0	15	3-4	.750	2-3	.667	1-2	.500	0	2	2	0	0-0	0	1	0	9	9.0	9
BIRCH	1-1	29	6-9	.667	0-0	---	2-2	1.000	2	4	6	1	4-0	0	0	2	14	14.0	14
THOMAS	1-0	19	3-8	.375	2-5	.400	0-0	---	0	3	3	1	0-0	0	1	0	8	8.0	8
BEMBRY	1-0	6	1-2	.500	0-0	---	0-0	---	0	1	1	0	1-0	0	1	0	2	2.0	2
JOHNSON	1-0	5	0-1	.000	0-1	.000	0-0	---	0	0	0	0	0-0	0	0	0	0	0.0	0
POWELL	1-0	18	0-5	.000	0-0	---	0-0	---	0	1	1	1	2-0	2	0	0	0	0.0	0
RAPTORS	2	480	85-184	.462	29-71	.408	32-40	.800	23	77	100	53	42-0	16	28	14	231	115.5	117
SPURS	2	480	85-189	.450	31-73	.425	30-43	.698	26	68	94	62	39-0	10	29	10	231	115.5	119

Quin Snyder

Zion Bank Basketball Campus • 1420 S 500 W • Salt Lake City, UT 84115
(801) 325-2500 • www.utahjazz.com

Owner . . . . . Ryan Smith
General Manager . . . . . Justin Zanik
Head Coach . . . . . Quin Snyder
Assistant Coaches . . . . . Alex Jensen, Dell Demps, Vince Legarza, ... Lamar Skeeter, Jeff Watkinson, Keyon Dooling, Sergi Oliva, Mike Wells
Director of Medical Training/Head Athletic Trainer. . . . . Eric Waters
Head Strength & Conditioning Coach . . . . . Isaiah Wright
Communications . . . . . Frank Zang, Derek Garduño, Madeline Wehle Crandall, ... Danny Franks, Olivia Hill
Home Court . . . . . Vivint Arena (18,306, built in 1991)
Radio . . . . . KZNS (1280 AM/97.5 FM); David Locke, Ron Boone
Television . . . . . AT&T SportsNet: Craig Bolerjack, Matt Harpring, Holley Rowe

2021-22 SCHEDULE VS. JAZZ

12/17	Friday	8:00 p.m.	at Utah
12/27	Monday	7:30 p.m.	in San Antonio
3/11	Friday	7:30 p.m.	in San Antonio

2020-21 RESULTS VS. JAZZ

1/3	L, 130-109	in San Antonio
5/3	L, 110-99	at Utah
5/5	L, 126-94	at Utah

ALL-TIME RESULTS

76-77:	SA 3-1	92-93:	Tied 3-3	08-09:	SA 3-0
77-78:	SA 3-1	93-94:	UT 5-0	09-10:	UT 4-0
78-79:	Tied 2-2	94-95:	SA 3-2	10-11:	SA 3-0
79-80:	Tied 1-1	95-96:	SA 3-1	11-12:	SA 3-1
80-81:	SA 5-1	96-97:	UT 3-1	12-13:	SA 2-1
81-82:	Tied 3-3	97-98:	UT 3-1	13-14:	SA 4-0
82-83:	SA 5-1	98-99:	SA 2-1	14-15:	UT 2-1
83-84:	SA 4-2	99-00:	Tied 2-2	15-16:	SA 4-0
84-85:	UT 5-1	00-01:	SA 4-0	16-17:	Tied 2-2
85-86:	UT 4-2	01-02:	SA 4-0	17-18:	UT 3-1
86-87:	UT 4-2	02-03:	SA 4-0	18-19:	UT 2-1
87-88:	Tied 3-3	03-04:	SA 4-0	19-20:	SA 3-1
88-89:	UT 5-1	04-05:	Tied 2-2	20-21:	UT 3-0
89-90:	SA 3-2	05-06:	SA 3-0	**TOTALS:**	SA 108-87
90-91:	UT 3-2	06-07:	Tied 2-2		
91-92:	UT 4-1	07-08:	Tied 2-2		

SPURS-JAZZ SERIES NOTES

OVERALL RECORD: 108-87 **HOME:** 74-23 **ROAD:** 34-64 **OT:** 2-4
CURRENT STREAK: Lost 4 **HOME:** L 1 **ROAD:** L 3
SPURS BIGGEST WIN: 37, 118-81 on 12/14/15 in San Antonio
SPURS BIGGEST LOSS: 34, 139-105 on 12/4/18
SPURS LAST WIN AT HOME: 119-111 on 8/7/20
SPURS LAST LOSS AT HOME: 130-109 on 1/3/21
SPURS LAST WIN ON THE ROAD: 113-104 on 2/21/20
SPURS LAST LOSS ON THE ROAD: 126-94 on 5/5/21

DID YOU KNOW?

Jazz head coach Quin Snyder spent three seasons (2007-10) as the Austin Spurs head coach, earning G-League Coach of the Year honors in 2008-09 ... former Jazz great John Stockton holds the Spurs opponent record for most assists in a game, handing out 28 in Salt Lake City on 1/15/91 … he also holds the Spurs opponent record for most assists in a playoff game with 19 in Game 1 of the Western Conference Semifinals in San Antonio on 5/7/96 … George Gervin holds the Jazz opponent scoring record when he had 63 on 4/9/78 … in that game, Gervin set two Spurs franchise records; most points in a quarter with 33 in the second period and most points in a half with 53 in the first half … Gervin's outburst propelled him past David Thompson for the 1978 NBA scoring crown … that same day the Jazz set their own franchise scoring mark with 153 points … Utah limited the Silver and Black to a franchise low tying 64 points on 4/4/08 ... the Jazz set a franchise record with 20 three-pointers made and handed the Spurs its largest defeat of 34 points in a 139-105 loss on 12/4/18… Jazz guard Jordan Clarkson attended Wagner high school in San Antonio … Utah's Joe Ingles and Jock Landale took home bronze medals at the 2020 Tokyo Olympics for the Australian National Team.

2020-21 SEASON SERIES (0-3) SAN ANTONIO SPURS VS. UTAH

PLAYER	G-GS	MIN	FG-FGA	PCT	3FG-FGA	PCT	FT-FTA	PCT	OFF	DEF	TOT	AST	PF-DQ	STL	TO	BLK	PTS	AVG	HI
DEROZAN	3-3	78	22-42	.524	0-2	.000	3-4	.750	0	7	7	13	7-0	6	2	1	47	15.7	22
JOHNSON	3-3	80	15-36	.417	1-4	.250	3-4	.750	4	9	13	5	3-0	2	5	0	34	11.3	22
VASSELL	3-2	78	12-23	.522	2-5	.400	3-4	.750	3	10	13	5	1-0	4	1	1	29	9.7	14
GAY	3-0	53	11-24	.458	5-12	.417	0-0	---	2	9	11	3	6-0	4	4	3	27	9.0	17
MURRAY	3-3	79	10-32	.313	0-5	.000	6-9	.667	2	10	12	13	2-0	4	6	0	26	8.7	15
EUBANKS	3-0	46	7-14	.500	1-1	1.000	10-12	.833	3	11	14	3	3-0	1	0	4	25	8.3	14
POELTL	3-3	58	12-22	.545	0-0	---	1-1	1.000	7	7	14	9	9-0	2	2	0	25	8.3	11
SAMANIC	3-0	35	8-21	.381	4-7	.571	2-4	.500	1	4	5	2	1-0	0	3	1	22	7.3	15
JONES	3-0	34	8-13	.615	1-1	1.000	3-3	1.000	4	1	5	4	1-0	0	0	0	20	6.7	11
WALKER	3-1	66	8-27	.296	2-9	.222	2-2	1.000	2	3	5	5	3-0	2	1	1	20	6.7	11
DIENG	2-0	29	4-13	.308	0-5	.000	4-5	.800	2	3	5	5	4-0	3	1	0	12	6.0	9
MILLS	3-0	48	4-13	.308	2-7	.286	0-0	---	0	2	2	3	2-0	0	1	1	10	3.3	8
LYLES	1-0	19	1-4	.250	0-1	.000	0-1	.000	1	8	9	0	0-0	0	0	0	2	2.0	2
BATES-DIOP	2-0	20	1-3	.333	0-1	.000	1-2	.500	0	2	2	0	0-0	2	1	1	3	1.5	3
SPURS	3	720	123-287	.429	18-60	.300	38-51	.745	31	86	117	70	42-0	30	27	13	302	100.7	109
JAZZ	3	720	142-265	.536	50-118	.424	32-49	.653	30	130	160	75	49-0	19	54	18	366	122.0	130

2020-21 SEASON SERIES (3-0) UTAH JAZZ VS. SAN ANTONIO

PLAYER	G-GS	MIN	FG-FGA	PCT	3FG-FGA	PCT	FT-FTA	PCT	OFF	DEF	TOT	AST	PF-DQ	STL	TO	BLK	PTS	AVG	HI
BOGDANOVIC	3-3	86	30-43	.698	11-18	.611	6-8	.750	1	5	6	5	4-0	3	9	0	77	25.7	28
MITCHELL	1-1	29	8-17	.471	5-9	.556	1-1	1.000	2	2	4	9	1-0	0	4	0	22	22.0	22
CLARKSON	3-0	82	27-49	.551	6-20	.300	4-5	.800	1	14	15	12	5-0	4	10	0	64	21.3	30
CONLEY	1-1	27	6-11	.545	3-6	.500	0-0	---	0	0	0	4	2-0	1	4	0	15	15.0	15
GOBERT	3-3	79	15-27	.556	0-0	---	11-19	.579	8	31	39	3	4-0	2	8	9	41	13.7	24
INGLES	3-2	77	15-31	.484	7-21	.333	3-4	.750	3	11	14	17	5-0	2	3	0	40	13.3	14
NIANG	3-2	59	9-22	.409	6-15	.400	0-0	---	0	11	11	3	4-0	1	1	0	24	8.0	11
O'NEALE	3-3	85	8-12	.667	5-8	.625	2-4	.500	4	21	25	10	2-0	3	2	1	23	7.7	11
FORREST	2-0	42	6-9	.667	1-3	.333	2-2	1.000	1	9	10	2	4-0	1	1	0	15	7.5	9
HARRISON	1-0	6	3-4	.750	0-0	---	0-0	---	0	0	0	1	0-0	0	1	0	6	6.0	6
FAVORS	3-0	46	6-11	.545	0-0	---	3-6	.500	6	12	18	2	4-0	0	1	5	15	5.0	6
THOMAS	2-0	12	2-8	.250	1-7	.143	0-0	---	1	2	3	1	1-0	0	0	0	5	2.5	5
BRANTLEY	2-0	10	2-6	.333	1-3	.333	0-0	---	1	1	2	2	1-0	0	0	0	5	2.5	5
AZUBUIKE	1-0	6	1-2	.500	0-0	---	0-0	---	0	0	0	0	1-0	0	0	1	2	2.0	2
HUGHES	3-0	13	2-6	.333	2-4	.500	0-0	---	0	0	0	1	0-0	0	0	1	6	2.0	6
ONI	3-0	40	2-4	.500	2-3	.667	0-0	---	2	8	10	2	5-0	2	2	1	6	2.0	6
ILYASOVA	1-0	7	0-2	.000	0-1	.000	0-0	---	0	0	0	1	4-0	0	1	0	0	0.0	0
MORGAN	3-0	15	0-1	.000	0-0	---	0-0	---	0	3	3	0	2-0	0	1	0	0	0.0	0
JAZZ	3	720	142-265	.536	50-118	.424	32-49	.653	30	130	160	75	49-0	19	54	18	366	122.0	130
SPURS	3	720	123-287	.429	18-60	.300	38-51	.745	31	86	117	70	42-0	30	27	13	302	100.7	109

601 F Street, NW • Washington, D.C. 20004
(202) 661-5000 • www.washingtonwizards.com

Chairman & CEO . . . . . Ted Leonsis
General Manager . . . . . Tommy Sheppard
Assistant General Manager/Strategy & Analytics . . . . . Brett Greenberg
Head Coach . . . . . Wes Unseld Jr.
Associate Head Coach . . . . . Tony Brown
Assistant Coaches . . . . . Pat Delany, Joseph Blair, Mike Miller, ... Zach Guthrie, Ryan Richman, Alex McLean
Chief of Athletic Care & Performance. . . . . Dr. Daniel Medina
Director of Player Health . . . . . Dr. Michael Ashton
Director of Physical Performance and Therapy . . . . . Dr. Michael Davis
Director of Athletic Performance . . . . . Adam Petway
Communications & Media Relations. . . . . Scott Hall, Daren Jenkins, ... Matt Quinn, Kara Swirsky, Ketsia Colimon
Home Court . . . . . Capital One Arena (20,362)
Radio . . . . . THE TEAM (98.1 FM) WFED (1500 AM): Dave Johnson, Glen Consor
TV . . . . . NBC Sports Washington: Justin Kutcher, Drew Gooden, Chris Miller

Wes Unseld Jr.

2021-22 SCHEDULE VS. WIZARDS

11/29	Monday	7:30 p.m.	in San Antonio
2/25	Friday	6:00 p.m.	at Washington

2020-21 RESULTS VS. WIZARDS

1/24	W, 121-101	in San Antonio
4/26	W, 146-143 (OT)	at Washington

ALL-TIME RESULTS

76-77:	Tied 2-2	92-93:	Tied 1-1	08-09:	SA 2-0
77-78:	Tied 2-2	93-94:	SA 2-0	09-10:	SA 2-0
78-79:	WAS 3-1	94-95:	SA 2-0	10-11:	SA 2-0
79-80:	SA 4-2	95-96:	Tied 1-1	11-12:	SA 1-0
80-81:	Tied 1-1	96-97:	WAS 2-0	12-13:	SA 2-0
81-82:	Tied 1-1	97-98:	Tied 1-1	13-14:	SA 2-0
82-83:	SA 2-0	98-99:	DNP	14-15:	Tied 1-1
83-84:	Tied 1-1	99-00:	Tied 1-1	15-16:	Tied 1-1
84-85:	WAS 2-0	00-01:	SA 2-0	16-17:	SA 2-0
85-86:	SA 2-0	01-02:	SA 2-0	17-18:	Tied 1-1
86-87:	WAS 2-0	02-03:	Tied 1-1	18-19:	SA 2-0
87-88:	WAS 2-0	03-04:	SA 2-0	19-20:	Tied 1-1
88-89:	Tied 1-1	04-05:	Tied 1-1	20-21:	SA 2-0
89-90:	SA 2-0	05-06:	Tied 1-1	**TOTALS:**	SA 63-34
90-91:	SA 2-0	06-07:	SA 2-0		
91-92:	WAS 2-0	07-08:	SA 2-0		

SPURS-WIZARDS SERIES NOTES

OVERALL RECORD: 63-34 **HOME:** 39-10 **ROAD:** 24-24 **OT:** 3-1
CURRENT STREAK: Won 2 **HOME:** W 21 **ROAD:** W 1
SPURS BIGGEST WIN: 31 twice, last 98-67 on 2/21/09 at Washington
SPURS BIGGEST LOSS: 25, 133-108 on 2/11/87 in San Antonio
SPURS LAST WIN AT HOME: 121-101 on 1/24/21
SPURS LAST LOSS AT HOME: 99-89 on 12/11/99
SPURS LAST WIN ON THE ROAD: 146-143 (OT) on 4/26/21
SPURS LAST LOSS ON THE ROAD: 138-132 on 11/20/19

DID YOU KNOW?

The Spurs have won 21-straight games in the Alamo City against the Wizards, Washington's longest active road losing streak … the Spurs and Bullets met in the Eastern Conference Finals in 1979 … the Spurs led the series 3-1 but the Bullets won the next three games and advanced to the 1979 NBA Finals ... George Gervin owns San Antonio's top playoff scoring performance against Washington with 46 points on 4/18/78 … San Antonio recorded 89 first-half points against the Wizards on 3/20/77 for the most in Spurs history … Washington Hall of Famer and 12-time All-Star Elvin Hayes owns the Spurs opponent playoff record for rebounds with 23 on 5/9/79 ... Washington owns the Spurs opponent record for most points scored in game when they made 162 in double overtime on 3/13/70 … Jakob Poeltl and Kyle Kuzma played two seasons together at the University of Utah (2014-16) … Washington forward Davis Bertans played three seasons with San Antonio from 2016-2019, averaging 6.2 points in 220 games.

2020-21 SEASON SERIES (2-0) SAN ANTONIO SPURS VS. WASHINGTON

PLAYER	G-GS	MIN	FG-FGA	PCT	3FG-FGA	PCT	FT-FTA	PCT	OFF	DEF	TOT	AST	PF-DQ	STL	TO	BLK	PTS	AVG	HI
DEROZAN	2-2	68	15-30	.500	0-1	.000	16-17	.941	1	4	5	18	8-0	1	4	0	46	23.0	37
MURRAY	2-2	72	17-36	.472	1-4	.250	1-1	1.000	6	22	28	15	6-0	4	2	0	36	18.0	25
JOHNSON	2-2	66	15-23	.652	1-1	1.000	3-3	1.000	1	6	7	3	2-0	1	1	0	34	17.0	21
MILLS	2-0	53	11-22	.500	7-14	.500	3-3	1.000	1	5	6	7	1-0	1	1	0	32	16.0	21
ALDRIDGE	1-1	24	7-13	.538	1-3	.333	0-0	---	0	2	2	0	1-0	0	0	2	15	15.0	15
GAY	2-0	43	11-20	.550	3-6	.500	5-6	.833	1	9	10	1	3-0	1	3	2	30	15.0	17
EUBANKS	1-0	18	4-7	.571	0-0	---	2-3	.667	2	2	4	0	4-0	2	1	0	10	10.0	10
WHITE	1-1	19	3-7	.429	0-4	.000	3-4	.750	0	3	3	2	0-0	0	0	0	9	9.0	9
WALKER	2-1	49	6-16	.375	2-6	.333	2-2	1.000	0	3	3	2	3-0	3	0	0	16	8.0	16
POELTL	2-1	48	5-8	.625	0-0	---	4-5	.800	4	6	10	3	6-0	2	1	1	14	7.0	10
VASSELL	2-0	25	5-11	.455	4-6	.667	0-0	---	0	4	4	1	0-0	2	0	1	14	7.0	14
DIENG	1-0	8	2-3	.667	1-2	.500	1-2	.500	2	2	4	0	0-0	0	0	0	6	6.0	6
SAMANIC	1-0	2	1-1	1.000	1-1	1.000	0-0	---	0	0	0	0	0-0	0	0	0	3	3.0	3
JONES	1-0	3	1-1	1.000	0-0	---	0-0	---	0	0	0	0	1-0	0	1	0	2	2.0	2
BATES-DIOP	1-0	3	0-1	.000	0-0	---	0-0	---	0	0	0	1	0-0	0	0	0	0	0.0	0
LYLES	1-0	3	0-0	---	0-0	---	0-0	---	0	2	2	1	0-0	0	0	0	0	0.0	0
SPURS	2	505	103-199	.518	21-48	.438	40-46	.870	18	70	88	54	35-0	17	15	6	267	133.5	146
WIZARDS	2	505	97-201	.483	20-62	.323	30-39	.769	30	70	100	49	37-0	9	22	13	244	122.0	143

2020-21 SEASON SERIES (0-2) WASHINGTON WIZARDS VS. SAN ANTONIO

PLAYER	G-GS	MIN	FG-FGA	PCT	3FG-FGA	PCT	FT-FTA	PCT	OFF	DEF	TOT	AST	PF-DQ	STL	TO	BLK	PTS	AVG	HI
BEAL	2-2	74	33-66	.500	3-14	.214	7-8	.875	3	7	10	5	4-0	0	4	0	76	38.0	45
ROBINSON	1-1	35	6-15	.400	3-10	.300	1-1	1.000	0	5	5	4	0-0	0	0	1	16	16.0	16
WESTBROOK	2-2	68	12-37	.324	1-6	.167	6-8	.750	7	14	21	20	5-0	1	10	1	31	15.5	22
LEN	2-1	44	12-15	.800	2-3	.667	2-5	.400	6	9	15	2	5-0	1	2	1	28	14.0	17
BERTANS	1-0	34	3-5	.600	3-5	.600	4-4	1.000	1	3	4	0	2-0	0	1	2	13	13.0	13
HACHIMURA	1-1	32	5-7	.714	1-1	1.000	2-2	1.000	1	5	6	1	2-0	1	0	1	13	13.0	13
LOPEZ	1-1	24	3-5	.600	0-0	---	2-2	1.000	3	4	7	5	1-0	0	2	1	8	8.0	8
WINSTON	1-0	22	3-7	.429	2-5	.400	0-0	---	0	4	4	2	2-0	0	1	1	8	8.0	8
BONGA	1-1	33	3-10	.300	1-4	.250	0-0	---	4	3	7	1	3-0	1	0	1	7	7.0	7
GILL	2-0	24	6-8	.750	1-2	.500	0-1	.000	1	4	5	0	2-0	1	0	1	13	6.5	13
GAFFORD	1-0	15	1-3	.333	0-0	---	4-6	.667	3	1	4	0	4-0	0	1	2	6	6.0	6
NETO	1-1	25	2-4	.500	0-2	.000	2-2	1.000	0	4	4	1	1-0	1	0	0	6	6.0	6
SMITH	1-0	26	3-7	.429	0-0	---	0-0	---	0	2	2	8	1-0	0	0	0	6	6.0	6
MATHEWS	2-0	46	4-11	.364	3-10	.300	0-0	---	1	4	5	0	5-0	3	1	0	11	5.5	9
BELL	1-0	3	1-1	1.000	0-0	---	0-0	---	0	1	1	0	0-0	0	0	1	2	2.0	2
WIZARDS	2	505	97-201	.483	20-62	.323	30-39	.769	30	70	100	49	37-0	9	22	13	244	122.0	143
SPURS	2	505	103-199	.518	21-48	.438	40-46	.870	18	70	88	54	35-0	17	15	6	267	133.5	146

SPURS PR CONTACTS

Tom James
Vice President of Communications
Cell: 210-823-8921
tjames@spurs.com

Kris Davis
Basketball Communications Senior Manager
Cell: 210-849-7069
kdavis@spurs.com

Jordan Howenstine
Basketball Communications Manager
Cell: 517-648-7752
jhowenstine@spurs.com

Alexis Winston
Basketball Communications Assistant
Cell: 870-575-2741
awinston@spurs.com

NEWSPAPERS

San Antonio Express-News
Main Number (210) 250-3000
Sports Line (210) 250-3358
P.O. Box 2171, San Antonio, TX 78297
Sports Editor: Nick Talbot
Spurs Beat Writer: Jeff McDonald
Columnist: Mike Finger
Spurs Nation: Tom Orsborn

DIGITAL OUTLETS

NBA.com
Spurs Beat Writer: Michael C. Wright

WIRE SERVICES

Associated Press
Phone (210) 440-4843
P.O. Box 2171, San Antonio, TX 78297
San Antonio Contact: Raul Dominguez

RADIO

WOAI (1200 AM)
Phone (210) 736-9700
6222 NW I-10, San Antonio, TX 78201
Spurs Play-by-Play: Bill Schoening
Program Director: Brian Gann
Talent: Joe Pagliarulo, Charlie Parker

THE TICKET (760 AM)
Phone (210) 736-9700
6222 NW I-10, San Antonio, TX 78201
Talent: Mike Taylor

ESPN RADIO (1250 AM)
Phone (210) 654-5100
4050 Eisenhauer Rd., San Antonio, TX 78218
Talent: Jason Minnix, Rob Thompson

TELEVISION

KABB (FOX, Channel 29)
Phone (210) 442-6318 4335 NW Loop 410, San Antonio, TX 78229
Sports Department: Chuck Miketinac, Chase Shannon

KENS (CBS, Channel 5)
Phone (210) 377-8649 P.O. Box TV-5, San Antonio, TX 78229
Sports Department: Joe Reinagel, Vinnie Vinzetta, Erica Ross, Jason Eggleston

KSAT (ABC, Channel 12)
Phone (210) 351-1270 1408 N. St. Mary's, San Antonio, TX 78298
Sports Department: Greg Simmons, Larry Ramirez, Mark Mendez, Mike Klein, Daniel Villanueva

KVDA (Spanish, Channel 60)
Phone (210) 340-8860 6234 San Pedro, San Antonio, TX 78216
Sports Department: Alejandra Becerra

KWEX (Spanish, Channel 41)
Phone (210) 242-7444 12451 Network Blvd. Suite 140, San Antonio, TX 78249
Sports Department: Paco Fuentes, Christian Romero, Ruben Cantu

SPECTRUM NEWS
Phone (210) 582-9408 403 Urban Loop San Antonio, TX 78207
Sports Department: Adam Rossow

WOAI (NBC, Channel 4)
Phone (210) 476-1025 4335 NW Loop 410, San Antonio, TX 78229
Sports Department: Don Harris, Chase Shannon, Jack Greene

2021-22 NATIONAL BASKETBALL ASSOCIATION KEY DATES

2021

August 2	Teams can begin negotiating with free agents (beginning at 6 p.m. ET)
August 3-6	Utah Jazz Summer League (Salt Lake City, UT)
August 6	NBA Teams may begin signing free agents to contracts (12:01 p.m. ET)
August 8-17	MGM Resorts NBA Summer League (Las Vegas, NV)
September 11	Naismith Memorial Basketball Hall of Fame Enshrinement (Springfield, MA)
September 27	NBA Media Day
September 28	NBA Training Camps open
October 3	NBA Preseason games begin
October 15	NBA Preseason ends
October 18	Rosters set for NBA Opening Day (5 p.m. ET)
October 19	Start of the 2021-22 NBA Regular Season
November 5	NBA G League Showcase Cup begins
December 19-22	NBA G League Winter Showcase and Showcase Cup Championship Game
December 27	NBA G League 36-game regular season begins

2022

January 5	10-day contracts may now be signed
January 10	All Standard NBA contracts are guaranteed for the remainder of the season
January 20	All Two-Way Contracts are guaranteed for the remainder of the season
February 10	NBA Trade Deadline (3 p.m. ET)
February 18-20	NBA All-Star 2022 (Cleveland, OH)
February 18-23	NBA All-Star break
March 1	Playoff Eligibility Waiver Deadline
April 2	NBA G League Regular Season ends
April 5	NBA G League Playoffs begin
April 10	Regular Season ends
April 12-15	NBA Play-In Tournament
April 11	Rosters set for NBA Playoffs 2022 (3 p.m. ET)
April 16	NBA Playoffs 2022 begin
April 24	NBA Early Entry Eligibility Deadline (11:59 p.m. ET)
May 2-3	Conference Semifinals begin (possible move up to April 30/May 1)
May 17	NBA Draft Lottery 2022 presented by State Farm
May 17-18	Conference Finals begin (possible move up to May 15-16)
June 2	NBA Finals 2022 begin
June 13	NBA Draft Early Entry Entrant Withdrawal Deadline (5 p.m. ET)
June 19	The Finals 2022 latest possible date
June 23	NBA Draft 2022 presented by State Farm

SPURS

21-22 SEASON SCHEDULE

CW THE CW35 · 5 KENS5 · B Bally SPORTS SOUTHWEST

AWAY GAME | HOME GAME | ✱ PRESEASON GAME

	SUN	MON	TUES	WED	THURS	FRI	SAT
OCTOBER						1	2
	3	4 ✱ 7:30PM JAZZ	5	6 ✱ 6:00PM PISTONS	7	8 ✱ 7:30PM HEAT	9
	10 ✱ 5:00PM MAGIC	11	12	13	14	15 B ✱ 7:30PM ROCKETS	16
	17	18	19	20 B 7:30PM MAGIC	21	22 CW 8:00PM NUGGETS	23 5 7:30PM BUCKS
	24	25	26 B 7:30PM LAKERS	27	28 B 7:30PM MAVERICKS	29	30 B 7:00PM BUCKS
	31						
NOVEMBER		1 B 6:00PM PACERS	2	3 B 7:30PM MAVERICKS	4	5 B 6:00PM MAGIC	6
	7 B 6:00PM THUNDER	8	9	10 CW 7:30PM KINGS	11	12 B 7:30PM MAVERICKS	13
	14 B 2:30PM LAKERS	15	16 CW 9:30PM CLIPPERS	17	18 B 7:00PM TIMBERWOLVES	19	20
	21	22 B 7:30PM SUNS	23	24 B 7:30PM HAWKS	25	26 5 7:30PM CELTICS	27
	28	29 B 7:30PM WIZARDS	30				
DECEMBER				1	2 5 9:00PM TRAIL BLAZERS	3	4 5 7:30PM WARRIORS
	5	6 B 8:00PM SUNS	7 B 7:30PM KNICKS	8	9 B 7:30PM NUGGETS	10	11 B 7:30PM NUGGETS
	12 B 6:00PM PELICANS	13	14	15 CW 7:30PM HORNETS	16	17 5 8:00PM JAZZ	18
	19 B 5:00PM KINGS	20 B 9:30PM CLIPPERS	21	22	23 5 9:30PM LAKERS	24	25
	26 B 6:00PM PISTONS	27 B 7:30PM JAZZ	28	29 5 7:30PM HEAT	30	31 CW 7:00PM GRIZZLIES	

JANUARY

SUN	MON	TUES	WED	THURS	FRI	SAT
						1 (CW) 6:00PM PISTONS
2	3	4 (B) 6:00PM RAPTORS	5 (B) 6:30PM CELTICS	6	7 (B) 6:00PM 76ERS	8
9 (B) 6:30PM NETS	10 (B) 6:30PM KNICKS	11	12 (5) 7:30PM ROCKETS	13	14 (B) 7:30PM CAVALIERS	15 (B) 7:30PM CLIPPERS
16	17 (B) 7:30PM SUNS	18	19 (B) 7:30PM THUNDER	20	21 (B) 7:30PM NETS	22
23 (B) 6:00PM 76ERS	24	25 (B) 7:00PM ROCKETS	26 (B) 6:30PM GRIZZLIES	27	28 (B) 7:30PM BULLS	29
30 (B) 7:00PM SUNS	31					

FEBRUARY

SUN	MON	TUES	WED	THURS	FRI	SAT
		1 (5) 7:30PM WARRIORS	2	3	4 (B) 7:30PM ROCKETS	5
6	7	8	9 (B) 6:00PM CAVALIERS	10	11 (B) 6:30PM HAWKS	12 (B) 6:00PM PELICANS
13	14 (B) 7:00PM BULLS	15	16 (B) 7:00PM THUNDER	17	18	19
20	21	22	23	24	25 (B) 6:00PM WIZARDS	26 (B) 7:00PM HEAT
27	28 (B) 7:00PM GRIZZLIES					

MARCH

SUN	MON	TUES	WED	THURS	FRI	SAT
		1	2	3 (B) 7:30PM KINGS	4	5 (CW) 6:00PM HORNETS
6	7 (B) 7:30PM LAKERS	8	9 (B) 7:30PM RAPTORS	10	11 (B) 7:30PM JAZZ	12 (CW) 7:00PM PACERS
13	14 (B) 7:30PM TIMBERWOLVES	15	16 (B) 7:30PM THUNDER	17	18 (B) 7:30PM PELICANS	19
20 (B) 7:30PM WARRIORS	21	22	23 (CW) 9:00PM TRAIL BLAZERS	24	25	26 (B) 4:00PM PELICANS
27	28 (B) 7:00PM ROCKETS	29	30 (B) 7:30PM GRIZZLIES	31		

APRIL

SUN	MON	TUES	WED	THURS	FRI	SAT
					1 (5) 7:30PM TRAIL BLAZERS	2
3 (B) 6:00PM TRAIL BLAZERS	4	5 (CW) 8:00PM NUGGETS	6	7 (B) 7:00PM TIMBERWOLVES	8	9 (CW) TBD WARRIORS
10 (CW) TBD MAVERICKS	11	12	13	14	15	16

TICKETS: 210.225.TEAM | SPURS.COM | ALL GAMES ARE LISTED IN CENTRAL TIME. DATES AND TIME SUBJECT TO CHANGE.

All Spurs games can be heard on: 1200 News Radio WOAI KXTN 1350 AM 107.5 FM

All games broadcast on Bally Sports Southwest are also available for streaming on the Bally Sports App via the Spurs App.

SEASON PRESENTED BY: H-E-B