




A K L A N D

**A
K
S**



ALEX HANNUM

RICK BARRY

1968



1969

**PRESS • RADIO • TV
GUIDE**

AMERICAN BASKETBALL ASSOCIATION

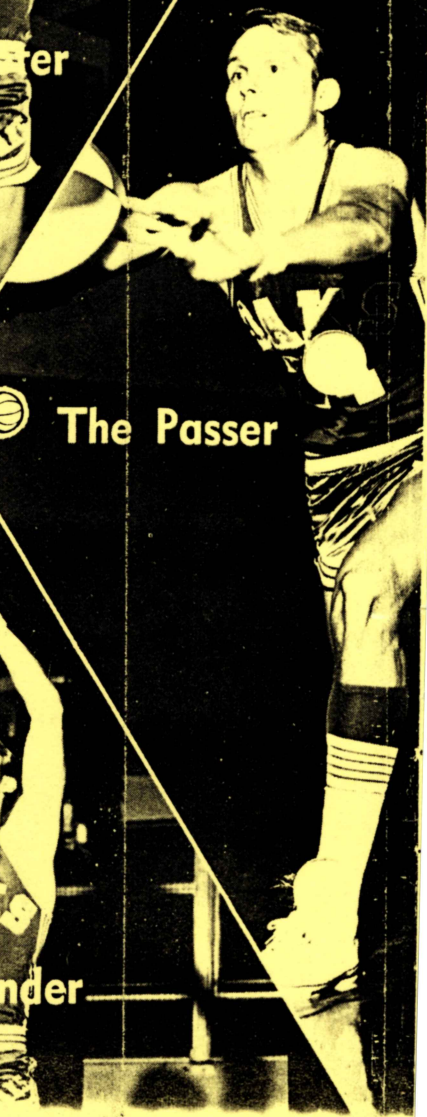
RICK BARRY—The Complete Player




The Shooter



The Defender



The Passer



The Rebounder


FROM THE SPORTS LIBRARY OF
RETROSEASONS  **com**

www.retroseasons.com/library/

WHAT'S INSIDE

Club Directory	2
Oaks Story	3
The ABA Story	3
Pat Boone	4
S. Kenneth Davidson	4
Bruce Hale	5
Scotty Stirling	5
Alex Hannum	6
Rick Barry	7
FRONT OFFICE STAFF	8
Johnny Rodrigues	
Marty Passaglia	
Jim Hadnot	
1968-69 Schedule	9
and Back Cover	
Oaks Roster	10
1967-68 Oaks Statistics	11
Doug Moe	12
Gary Bradds	13
Jim Eakins	14
Ira Harge	15
Warren Armstrong	16
Larry Brown	17
John Clawson	18
Russ Critchfield	19
Henry Logan	20
Mel Peterson	21
Mike Barrett	22
1967-68 Oaks Scores	23
1967-68 ABA Standings	24
All-ABA, Rookie Teams	24
Dallas-Denver	25
Houston-Indiana	26
Kentucky-Los Angeles	27
Miami-Minnesota	28
New Orleans-New York	29
1967-68 ABA Statistics	30
Oaks Records	31-32

WARREN ARMSTRONG "STUFFS"



GREETINGS NEWS MEDIA

To our wonderful friends, members of the News Media, the Oaks extend a warm welcome. Any requests for complimentary press passes, photos or working press credentials, should be directed to Publicity Director Johnny Rodrigues. We have a VIP Section for non-working press at the Coliseum Arena only. We ask your cooperation in observing our policy of no women or children permitted at the working press table. Ticket requests should be made at least two days before a game.

JOHNNY RODRIGUES
Publicity Director
Press Book Editor

Bus. Phone: 834-3500 • Area Code 415 • Res. Phone: 845-1871

CLUB DIRECTORY



Executive Office
401-14th St. at Franklin
Oakland, California 94612
Telephones
(Area Code 415)
834-3500 ● 834-3602

OFFICERS

PRESIDENT.....Pat Boone
CHAIRMAN OF THE BOARD.....S. Kenneth Davidson
EXECUTIVE VICE-PRESIDENT.....Alex Hannum

STAFF

COACH.....Alex Hannum
GENERAL MANAGER.....Bruce Hale
ASST. GEN. MANAGER & DIRECTOR OF PUBLIC
RELATIONS.....Gordon (Scotty) Stirling
ADMINISTRATIVE ASSISTANT.....Marcia Hannum
TICKET MANAGER.....Marty Passaglia
PUBLICITY DIRECTOR.....Johnny Rodrigues
DIRECTOR OF GROUP SALES.....Jim Hadnot
SECRETARY.....Jeanie Goodnight
RECEPTIONIST.....Diane Donnelly

FINGERTIP FACTS

NICKNAME.....Oaks
COLORS.....Kelly Green & Gold
HOME COURTS.....Coliseum Arena (12,964)
Nimitz Freeway & Hegenberger Road
Phone: 569-2121
Auditorium (4,487)
10 Tenth Street
Phone: 273-3186
TICKET PRICES.....\$5—\$4—\$3.50—\$3—\$2
GAME TIMES.....8 p.m./Sunday games at 7 p.m.

AMERICAN BASKETBALL ASSOCIATION

902 F & M Bank Building
Minneapolis, Minnesota 55402
Telephone (612) 336-5333

COMMISSIONER.....George L. Mikan
ASSISTANT COMMISSIONER.....Thurlo E. McCrady
PUBLIC RELATIONS.....Lee L. Meade

THE OAKS STORY

The news first leaked out on January 18, 1967 that Oakland was one of 11 franchises in a new major professional basketball league that was to be called the American Basketball Association.

Like any new venture, the start was not a smooth one. The club went through several trying periods of adjustment before the ownership level finally was resolved.

Just before the ABA's first season of 1967-68, the Oakland ownership took on a bright new dimension. On May 11, 1967, Singer-Actor-Businessman Pat Boone announced that he had acquired 100 per cent control of the franchise.

Shortly afterwards, on May 18, Boone made another dramatic announcement: Bruce Hale of the University of Miami in Florida was named Coach and General Manager.

S. Kenneth Davidson, a Southern California insurance tycoon, entered the picture as a partner with Boone and the financial situation for Oakland became solidified.

On June 21, the club officially adopted the nickname, Oaks.

The draft and signing of players followed, and on October 13, 1967, the Oaks participated in the first official ABA game, beating the Anaheim Amigos, 134-129, before 4,828 fans in the Oakland Coliseum Arena.

Following that initial campaign, several personnel changes developed. On May 3, 1968, the Oaks signed the outstanding active coach in the country, Alex Hannum, who also assumed administrative leadership of the club as Executive Vice-President.

EXCITEMENT BORN—The ABA



MIKAN

When word first filtered out that a second major professional basketball league was about to unfold, the general reaction was downright ennui.

The established league hardly stirred. At least it didn't give any indication of concern.

But it wasn't long before people did start taking notice. On February 2, 1967, after a three-day meeting in New York's Hotel Carlyle, some of the wealthiest and most respected businessmen in the country emerged to announce the formation of the American Basketball Association.

Concurrently, they announced that George Mikan, "Mr. Basketball" of the last half century, was chosen to lead the "Lively League" as commissioner.

It wasn't until the ABA held its first draft on April 2, 1967 at the Holiday Inn of Oakland that the Established League began to take a more serious glance at this upstart.

Eleven teams comprised the ABA, six in the Eastern Division, five in the West. The original grouping:

WESTERN DIVISION: Anaheim Amigos, Dallas Chaparrals, Denver Rockets, Houston Mavericks, New Orleans Buccaneers, and the Oakland Oaks.

EASTERN DIVISION: Indiana Pacers, Kentucky Colonels, Minnesota Muskies, New Jersey Americans, and the Pittsburgh Pipers.

By season's end, helped by the 12,223 that turned out for the ABA Championship final game in Pittsburgh between the Pipers and New Orleans, a total of 1,330,000 fans clicked through the turnstiles.

In between, there was an All-Star Game! Heavens, the NBA had to wait five years before it staged one, while the NFL and AFL didn't have All-Star games in their first years.

The ABA's game was held in the Butler University Fieldhouse in Indianapolis before 10,872 screaming fans. The East, coached by Minnesota's Jim Pollard, beat Babe McCarthy's Westerners, 126-120.

PAT BOONE

President



Probably the most enthusiastic booster the Oaks have is a handsome gent named Pat Boone.

He owns the club.

Actually, Pat's a part owner along with Ken Davidson, but it's Boone's affinity for basketball that makes him such an ardent Oaks fan. "Basketball always has been my game," said Pat. "I love all sports, but I've always been a big basketball fan. I love to watch the game, and I love to play."

Only 34, Boone is one of the most versatile entertainers in the industry. He's one of the country's most popular singers, he is still making movies, he recently hosted his own TV show and appears as guest on other shows, and makes many personal appearances around the country.

Pat and his wife, the former Shirley Foley, whose father was the famed Western singer Red Foley, have four daughters: Cherry 13, Lindy 12, Debby 11, and Laury 9.

Born on June 1, 1934 in Jacksonville, Fla., Pat began singing, playing sports and hitting the books at an early age. He was an honor student and athlete at David Lipscomb High School in Nashville, Tenn., where he also participated in every amateur show he could, played basketball and baseball, was a cartoonist and reporter on the school paper, and was voted "Most Popular Boy" in school.

He later attended North Texas State College for a year. In the fall of 1954, while working his way through college as a \$44.50-a-week disc jockey at Denton, Texas, Boone was signed to an exclusive recording contract with Dot Records.

Six months later, Pat recorded "Two Hearts, Two Kisses," his first of many hits that followed. Others included "Ain't That A Shame," "Tutti Frutti," "I Almost Lost My Mind."

Still recognizing the need for a more substantial education, Pat continued his studies at Columbia University. In June of 1954, he was graduated, "Magna Cum Laude," with a B.S. degree in English and speech.

S. KENNETH DAVIDSON

Chairman of the Board



S. KENNETH DAVIDSON, besides being an avid basketball fan, lends an acute insight into the club's business aspect as a life insurance, executive and property owner and developer.

Displaying a quiet, friendly exterior, Davidson is motivated by an insatiable desire to succeed in whatever venture he undertakes. Born in Hannibal, Ohio, Davidson, 44, now directs a highly successful Life Insurance firm, S. Kenneth Davidson and Company.

A graduate of Pepperdine College in Los Angeles, where he majored in business administration, Davidson is a Deacon of the Vermont Avenue Church of Christ. He was honored in

1958 as Pepperdine's Alumni of the Year, and is a former member of that School's Board of Trustees.

Davidson and his wife Margaret reside in Inglewood, Calif. with their three boys, Donald, Daniel and Douglas.

BRUCE HALE

General Manager



WILLIAM BRUCE HALE brings to the Oaks 30 years of basketball experience as a player, coach and administrator.

Last season he served as the Oaks' first coach. Prior to that, he put in 13 years at the University of Miami in Florida as head basketball coach where he produced 12 consecutive winning seasons. His overall record, from 1954 to 1967: 220 wins, 112 losses.

Hale's formal basketball career started in 1934 on the soph team at Galileo High School in San Francisco. By his senior year in 1937, he won All-City honors, and went on to the University of Santa Clara where he became one of the Broncos' all-time greats.

He was a regular on the varsity for three years before graduating in 1941. During his senior year, Hale was team captain and leading scorer as the Broncos roared to a 17-3 record, still the best in the school's illustrious basketball history.

In 1963, Hale was inducted into Santa Clara's Hall of Fame.

After graduation, he served five years in the Army Air Force. During his service stint he played and coached basketball teams at Moffett Field, Miami Beach (Fla.), and Wright Air Field (Dayton), the latter he coached to the All-Service Championship.

Following his discharge in '46, Hale put in 10 seasons in pro basketball, mostly as a player. He was coach of the Indianapolis Jets of the NBA in 1948-49. One of the players Hale sought to sign for the Jets was a big forward out of USC named Alex Hannum. However, Hannum chose the Oshkosh (Wisc.) All-Stars instead.

Hale is married to the former Doris Ravizza of San Francisco, his high school sweetheart.

They now reside in Orinda. They have two sons, Bruce, Jr. 24, an accomplished artist; Alan 17, a freshman at Santa Clara on a basketball scholarship, and Pam 22, better known as Mrs. Rick Barry. There's also the Hales' grandson, Richard Francis (Scooter) Barry IV.

GORDON (Scotty) STIRLING

Asst. Gen. Mgr./Director of Public Relations



Bringing a vast reservoir of experience into the Oaks' front office, Gordon (Scotty) Stirling has developed for the Oaks some of the outstanding group, youth and adult ticket plans in the entire Bay Area pro sports structure.

Thanks to Scotty's insight into this important area of attendance, just about any one and any group has a plan tailor-made to his need.

Starting out as a prep sportswriter for the Oakland Tribune in 1947, following his graduation from El Cerrito High, Scotty rose to the post of General Manager of the highly successful Oakland Raiders.

It was with the Raiders where Scotty's keen insight for organization, foresight and operational procedures came to the fore. From a rag-tag genesis, the Raiders developed into one of the most successful sports franchises in the country.

Stirling, 39, is married to the former Sherma Cullen of El Cerrito. They live in Moraga, and have two sons, Gordon 14, and Donald 11.

ALEX HANNUM

Coach and Executive Vice-President



When the Oaks signed Alexander Murray Hannum as coach for the 1968-69 season, the club and the American Basketball Association obtained the best in the business today.

To make it a lasting marriage, Hannum signed a seven-year contract as coach and Executive Vice-President, which means he runs the whole show. With the signing of Hannum at Oakland, and Bill Sharman at Los Angeles, the ABA took on a new air of "Big League."

Hannum, 45, comes to Oakland with a brilliant background of 20 years in the NBA, both as a player and coach.

The last two years, he coached the Philadelphia 76'ers, featuring Wilt Chamberlain, to the NBA championship,

and two Eastern Division titles. During the past 11 years, the Boston Celtics captured the NBA crown 9 times. The two years they didn't, it was Hannum-coached teams that won, in 1958 at St. Louis, and in 1967 with that great 76'er crew that posted the best won-lost record in the history of the NBA: 68-13, a remarkable winning percentage of .840.

Hannum-coached teams have won five division titles, twice at St. Louis and Philadelphia, and once at San Francisco, and finished second three times.

A native Californian, Hannum was born on July 19, 1923 in Los Angeles. He attended Hamilton High there, graduating in February, 1942. After a year at USC, he was called into the Army and served three years. Then it was back to the Trojans where he graduated in 1948.

His pro playing career started in '48 with the Oshkosh All-Stars of the National Basketball League, and included stints with Syracuse, Baltimore, Rochester, Milwaukee, St. Louis and Fort Wayne.

As a player, Hannum was known more for his defensive abilities, rather than on offense. Yet, he still managed to score 3,443 points in 578 games for a 6.0 average in 10 years.


His coaching career also included two seasons and one championship with the Wichita Vickers in the National Industrial League.

Alex, who stands a husky 6-7, 220, and his wife Marcia reside in Oakland ("This is where I want to make my permanent home"), with their two daughters, Cathy, a student at UC, and Susie, 16.

ALEX HANNUM'S COACHING RECORD

		W	L	PCT.	FINISH	PLAYOFF
1956-57	St. Louis	15	16	.484	1st	6-4
1957-58	St. Louis	41	31	.569	1st	8-3*
1960-61	Syracuse	38	41	.481	3rd	4-4
1961-62	Syracuse	41	39	.513	3rd	2-3
1962-63	Syracuse	48	32	.600	2nd	2-3
1963-64	San Francisco	48	32	.600	1st	5-7
1964-65	San Francisco	17	63	.213	5th	
1965-66	San Francisco	35	45	.437	4th	
1966-67	Philadelphia	68	13	.840	1st	11-4*
1967-68	Philadelphia	62	20	.756	1st	3-4
Totals (10 seasons)		413	332	.554		41-32

*—NBA Championship



RICK BARRY — Better 'n. Ever! No. 24

Forward 6-7½ 215 24

College: Miami, Fla. ('65)

Hometown: Roselle Park, N.J.

Birthdate: May 15, 1944
Elizabeth, N. J.

College Coach: Bruce Hale

Pro Exp.: 2 years

In just two seasons of pro basketball, Rick Barry perhaps has attracted more attention and notoriety than any player in the history of the game.

Though not a great shooter per se, he is a prolific scorer. In two years with the Warriors in the NBA, he scored a total of 4,834 points for a 30.6 average. He led the Warriors in scoring both years, and was their runnerup rebounder with 850 in 1966 and 714 in '67.

Rick tallied 2,059 points, 25.7, as a rookie in '66, winning Rookie of the Year honors and named to the All-NBA team. In his second year, he won the league scoring title with 2,775 points for a 35.6 average, again placing on the All-NBA team.

However, as Coach Alex Hannum describes him, Barry is better than ever!

"Rick will get better, much better," declares Hannum. "I want him to be the complete player, where he's not just the scorer as when he played with the Warriors, but a top rebounder, a top team man, a good ball-handler, and a tough defensive man. Believe me, when Rick puts his total game together, he's really going to be something to see."

After sitting out the 1967-68 season, Rick officially joined the Oaks on October 1, 1968. In the Oaks' 10 pre-season games, he led the way with 390 points for 39.0, and in rebounds with 101, and was second in assists to Larry Brown.

At Miami, where his coach was Bruce Hale, now the Oaks' General Manager, his senior season in 1965 was an awesome one: unanimous All-American, NCAA scoring champion with 973 points for a 37.4 average, second in free throw percentage with 85.9, and the No. 1 draft choice of Coach Hannum of the Warriors.

Before he graduated, Rick recorded the phenomenal total of 15 records at UM, including the single-game scoring mark of 59, set against Rollins, and 29 rebounds in one game, against Oklahoma City. All those records still stand.

He resides in Orinda, about 10 miles outside of Oakland, with his wife Pam, Bruce Hale's daughter, and their son Scooter, 2.

COLLEGE: U. of MIAMI

YEAR	G	FGA-FGM	PCT.	FTA-FTM	PCT.	REB.	PTS.	AVG.
1962-63	24	341-162	.475	158-131	.829	351	455	19.0
1963-64	27	572-314	.549	287-242	.843	448	870	32.1
1964-65	26	651-340	.522	341-293	.859	475	973	37.4
TOTALS	77	1564-816	.522	786-666	.847	1274	2298	29.9

PRO: SAN FRANCISCO WARRIORS

YEAR	G	FGA-FGM	PCT.	FTA-FTM	PCT.	REB.	PTS.	AVG.
1965-66	80	1698-745	.439	660-569	.862	850	2059	25.7
1966-67	78	2240-1011	.451	852-753	.884	714	2775	35.6
TOTALS	158	3938-1756	.448	1512-1322	.874	1564	4834	30.6

FRONT OFFICE STAFF

MARTY PASSAGLIA, Ticket Manager



A former pro basketball player himself, Marty is taking on a new role with the Oaks. Served last season as scout, program manager, assistant coach, Marty's background is almost all basketball. He starred at Galileo High School (1937) in San Francisco, Santa Clara ('41), and with three pro teams, Washington (D.C.) Caps, Dayton Mets, Indianapolis Jets. Entered Army as a private in July, 1941 and was discharged five years later as a captain. Married to the former Hetty Kelly of San Jose, the Passaglias reside in Alameda with their two children.




JOHNNY RODRIGUES, Publicity Director

Born and reared in Bay Area, Rodrigues' career has been steeped in sports. Served for 16 years as a sportswriter, first with the Contra Costa Gazette in his hometown of Martinez, then with the Berkeley Daily Gazette. That was followed by three years in advertising and public relations. In between, he served a two-year hitch in the Marine Corps and married the former Connie Ladrech. A 1948 graduate of Alhambra High in Martinez. The Rodrigueses reside in Berkeley with three children.



JIM HADNOT, Director of Group Sales

Every player, at one time or another, must face the end of his playing career. When Jim Hadnot approached that juncture, he just wasn't turned loose. Alex Hannum felt there was a place for Jim in the Oaks organization. With Jim's background in business (he owns a liquor store), his outgoing personality, and his legion of friends and fans, Hannum figured Hadnot was the one to take over the job of working with groups and organizations to attend Oaks games. Jim is a local boy, graduating from McClymonds High where he was All-Northern California and All-City, and led the Warriors to the City title in 1958. He later starred at Providence College, where he still holds all rebound records, and was the Oaks' leading scorer and MVP last season.



OAKLAND OAKS

1968-69 SCHEDULE

GAMES AT HOME

OCTOBER

TUES. 29 NEW ORLEANS
THURS. 31 LOS ANGELES

NOVEMBER

SAT. 2 DENVER
TUES. 5 DALLAS
THURS. 7 INDIANA

DECEMBER

MON. 2 DALLAS*
TUES. 3 DALLAS
THURS. 5 NEW YORK
SAT. 7 MIAMI*
FRI. 13 MINNESOTA
SAT. 14 NEW ORLEANS
TUES. 17 KENTUCKY
SAT. 21 NEW ORLEANS*

JANUARY

THURS. 9 DENVER
SAT. 11 DENVER*
TUES. 14 LOS ANGELES
THURS. 16 MIAMI
SUN. 26 HOUSTON
THURS. 30 INDIANA

FEBRUARY

SAT. 1 DENVER*
SUN. 2 DENVER
SUN. 9 HOUSTON
TUES. 11 HOUSTON
THURS. 13 KENTUCKY
SAT. 15 NEW ORLEANS
THURS. 20 DALLAS
SAT. 22 LOS ANGELES

MARCH

SAT. 1 DALLAS
SUN. 9 NEW YORK
TUES. 11 LOS ANGELES
FRI. 14 MINNESOTA
SAT. 15 MINNESOTA
FRI. 21 MIAMI*
SAT. 22 HOUSTON
THURS. 27 INDIANA
FRI. 28 HOUSTON
SUN. 30 KENTUCKY

APRIL

TUES. 1 NEW YORK
THURS. 3 LOS ANGELES

GAMES AWAY

OCTOBER

FRI. 18 INDIANA
SAT. 19 KENTUCKY
MON. 21 NEW ORLEANS

NOVEMBER

SUN. 10 MIAMI
MON. 11 NEW ORLEANS
TUES. 12 DENVER
THURS. 14 DALLAS
WED. 20 LOS ANGELES
THURS. 21 DENVER
MON. 25 HOUSTON
TUES. 26 NEW ORLEANS
WED. 27 MIAMI
FRI. 29 KENTUCKY

DECEMBER

MON. 9 NEW ORLEANS
TUES. 10 HOUSTON
WED. 25 LOS ANGELES
FRI. 27 NEW YORK
SAT. 28 INDIANA
SUN. 29 MINNESOTA

JANUARY

SAT. 4 LOS ANGELES
SAT. 18 MINNESOTA
SUN. 19 NEW YORK
WED. 22 LOS ANGELES

FEBRUARY

FRI. 7 KENTUCKY
SAT. 8 INDIANA
SUN. 16 DALLAS
MON. 17 HOUSTON
TUES. 18 DENVER
SUN. 23 MINNESOTA
MON. 24 DALLAS
TUES. 25 NEW YORK

MARCH

WED. 5 HOUSTON
THURS. 6 MIAMI
FRI. 7 NEW ORLEANS
SUN. 16 DENVER
TUES. 18 DALLAS
WED. 19 LOS ANGELES
TUES. 25 DALLAS
WED. 26 HOUSTON

* Auditorium

1968 — OAKLAND OAKS ROSTER — 1969

No. Player	Ht.	Wt.	Age	Birthdate	Birthplace	Hometown	College	Pro Exp.
F O R W A R D S								
24 RICK BARRY	6-7½	215	24	3-28-44	Elizabeth, N.J.	Roselle Park, N.J.	Miami, Fla. ('65)	2
30 GARY BRADDS	6-8	215	26	7-26-42	Jamestown, Ohio	Jamestown, Ohio	Ohio State ('64)	4
34 DOUG MOE	6-5	220	30	10-21-38	Brooklyn, N.Y.	Brooklyn, N.Y.	North Carolina ('61)	3
C E N T E R S								
33 IRA HARGE	6-9	225	27	3-14-41	Anguilla, Miss.	Detroit, Mich.	New Mexico U. ('64)	3
42 JIM EAKINS	6-11	215	22	5-24-46	Sacramento, Calif.	Sacramento, Calif.	B.Y.U. ('68)	R
G U A R D S								
11 LARRY BROWN	5-9	160	28	10-14-40	Brooklyn, N.Y.	Brooklyn, N.Y.	North Carolina ('63)	2
12 HENRY LOGAN	6-0	180	22	3-14-46	Asheville, N.C.	Asheville, N.C.	Western Carolina ('68)	R
14 RUSS CRITCHFIELD	5-10	150	22	6-27-46	Salinas, Calif.	Salinas, Calif.	California ('68)	R
15 WARREN ARMSTRONG	6-2	200	22	8-29-46	Kansas City, Mo.	Kansas City, Mo.	Wichita State ('68)	R
20 MIKE BARRETT	5-2	158	25	9-5-43	Montgomery, W. V.	Richmond, W. Va.	W. Va. Tech ('65)	R
32 JOHN CLAWSON	6-4	200	24	5-15-44	Duluth, Minn.	Naperville, Ill.	Michigan ('66)	R
40 MEL PETERSON	6-4½	190	28	3-23-40	Thief River, Minn.	Wallace, Mich.	Wheaton, Ill. ('60)	2

Pronunciation Guide: Eakins ("A-kins"), Harge (As in Lurge).

NUMERICAL ROSTER

11 Brown	14 Critchfield	20 Barrett	30 Bradts	33 Harge	40 Peterson
12 Logan	15 Armstrong	24 Barry	32 Clawson	34 Moe	42 Eakins

1967 — Final Oaks Statistics — 1968

G	MIN.	2-POINT		3-POINT		FTM-FTA	PCT.	REB	AVG.	A	PF-D	PTS.	AVG.
		FGM-FGA	Pct.	FGM-FGA	Pct.								
Hadnot	77	3002	488-1043	.47	0-2	368-551	.67	936	12.2	135	279-9	1344	17.5
Bradds	49	1052	199-436	.46	0-4	221-283	.78	289	5.9	51	131-1	619	12.6
Franz	74	2080	329-806	.41	25-97	197-285	.69	469	6.3	129	249-11	930	12.6
nLeibowitz	82	2150	314-834	.38	6-39	248-308	.81	170	2.1	300	208-1	894	10.9
S. Jones	76	1950	255-611	.42	23-54	186-233	.80	343	4.5	111	239-7	765	10.1
oHarge	82	2673	311-781	.40	0-0	202-298	.68	1038	12.7	98	294-7	824	10.0
Anderson	77	1894	270-712	.38	9-44	163-225	.72	167	2.2	118	190-1	730	9.5
Peterson	78	1589	314-722	.43	9-34	76-93	.82	451	5.8	104	161-1	731	9.4
Bialosuknia	70	1224	209-497	.42	29-73	103-132	.78	89	1.3	57	101-1	608	8.7
Lee	54	753	123-270	.46	2-6	120-140	.86	184	3.4	20	83-2	372	6.9
Salvadori	17	186	20-57	.35	1-1	11-16	.69	46	2.7	4	28-0	54	3.2
Offense	78	—	3112-7327	.42	103-353	2107-2850	.74	4164	53.4	1149	1956-46	8642	110.8
Defense	78	—	3412-7669	.44	100-315	2036-2894	.70	4498	57.7	1363	1944-39	9160	117.4

n—Includes 23 games with Pittsburgh and 24 games with New Jersey.

o—Includes 52 games with Pittsburgh.



DOUG MOE

No. 34

Forward 6-5 220 30

College: North Carolina ('61)
Chapel Hill, N.C.

Hometown: Brooklyn, N.Y.

Birthdate: Oct. 21, 1938
Brooklyn, N.Y.

College Coach: Frank McGuire

Pro Exp.: 3 years

DOUGLAS EDWIN MOE—A seasoned pro who executes many facets of the game exceptionally well.

He's not exceptionally tall as pro forwards go, but has the strength, heft and experience to battle inside for rebounds, close-in shots and drives. In addition, he's tenacious on defense.

Doug came to the Oaks, along with Larry Brown, in that big 2-for-3 trade with New Orleans that saw Oakland give up Steve Jones, Ron Franz and Barry Leibowitz. Moe arrived in Oakland with an elongated credential list.

He was the ABA's top point maker with 1,875, a 24.2 average that placed him runnerup to Champion scorer Connie Hawkins because of eight more games played; was named to the All-ABA first team; was a starter in the league's All-Star game and scored 17 points to share honors with Brown; Led the Bucs in scoring, was second in rebounds with 795, a 10.2 average; second to Brown in assists.

Moe capped a brilliant career at North Carolina by being named to the All-America team in 1961 as the Tar Heels won their third straight Atlantic Coast Conference title.

He was runnerup scorer in his junior (202 for 16.8) and senior (469 for 20.4) years. During his three-year career, he scored 987 points for a 16.4 average, and helped the Tar Heels to an impressive 57-15 record during that span.

A No. 2 draft choice of the old Chicago Stags, Moe had to serve a six-month Army hitch. Following his discharge, he sold insurance for a bit, then entered Elon (N.C.) College to earn his degree in P.E., and served as assistant coach of the varsity basketball team.

Then came two years in the Italian League from 1964 to 1966, and was a subject of a Sports Illustrated (2-13-67) feature story about that league. With Podua, Moe led the team in scoring with 30 and 29-point averages both years.


Doug is married to the former Jane Twisdale of Smithville, N.C. They now reside in Dublin with their two sons, Doug 5, and David 4.

COLLEGE: DOUG MOE AT NORTH CAROLINA

YEAR	G	FGM-FGA	PCT.	FTM-FTA	PCT.	REB.	PTS.	AVG.
1958-59	25	106-265	40.0	104-164	63.4	179	316	12.6
1959-60	12	60-144	41.7	82-113	72.6	135	202	16.8
1960-61	23	163-401	40.6	143-207	69.1	321	469	20.4
TOTALS	60	329-810	40.6	329-484	68.0	635	987	16.4

PRO: DOUG MOE AT NEW ORLEANS

	G	2-PT FG	3-PT FG	PCT.	FTM-FTA	PCT.	REB.	AVG.	PTS.	AVG.
1967-68	78	622-1588	3-22	41.3	551-693	79.5	795	10.2	1884	24.2
PLAYOFFS	17	140-335	4-11	41.6	107-149	71.8	169	9.9	399	23.5
ALL-STAR GAME		7-12	0-1	53.8	3-5	60.0	7	7.0	17	17.0



GARY BRADDS

No. 30

Forward 6-8 215 26

College: Ohio State ('64)
Columbus, Ohio

Hometown: Jamestown, Ohio

Birthdate: July 26, 1942
Jamestown, Ohio

College Coach: Fred Taylor

Pro. Exp: 4 years.

GARY LEE BRADDS—As you enter the town of Jamestown, Ohio, you're greeted by a huge sign: "Welcome to Jamestown, Home of Gary Bradds, All-American."

And well they should be proud of their hometown boy. At Ohio State, Bradds was a two-time All-American. Before that, at Jamestown's Greenview High School, Gary was All-State.

The tall, angular Bradds is destined to have his finest season as a pro. He got off to a running start in the exhibition campaign, averaging 18.1 points, including one game in which he banged in 27. "I'm in better condition and better mentally prepared for this season," explains Bradds.

He came out of virtual retirement to join the Oaks in early December, 1967. He was teaching science at a junior High outside of Jamestown when Coach Bruce Hale put in a call to Bradds.

Gary's credentials are sparkling:

Following his sophomore year at Ohio State, where he sat on the bench watching All-American Jerry Lucas run rampant, Gary took over and proceeded to lead the Buckeyes to a pair of Big 10 championships.

With 672 points (28.0) in his junior year, and 735 (30.6) as a senior in 1964, Bradds wound up with 1,530 points for an 18.0 average in three years, good enough to place him third on the school's all-time scoring list, behind Lucas and Robin Freeman.

Gary broke the Buckeyes' single-game scoring mark with 49 points against Illinois (it still stands), and during his senior year had a stretch of six consecutive games in which he scored 40 or more points. During his junior and senior year, he totaled 1,407 points for a 29.3 average.

He was a No. 1 draft choice of the Baltimore Bullets, but played only one year when a change of coaches left him "out" with the new regime. That was followed by two years in the North American League with the Benton Harbor Sailors (1965-66), and the Columbus Comets, where he averaged 25.5 points for runnerup honors.

COLLEGE: OHIO STATE

YEAR	G	FGM-FGA	PCT.	FTM-FTA	PCT.	REB.	PTS.	AVG.
1961-62	27	50-72	69.4	23-40	57.5	72	123	4.5
1962-63	24	237-453	52.3	198-248	79.8	312	672	28.0
1963-64	24	276-527	52.3	183-231	79.2	322	735	30.6
TOTALS	85	563-1052	53.5	404-519	77.8	706	1530	18.0

(Bradds' Jr/Sr year totals: 48 games, 1407 points, 29.3 average)

PRO: OAKLAND OAKS

	G	M'N.	FGM-FGA	PCT.	3FG	FTM-FTA	PCT.	REB.	AVG.	A	PTS.	AVG.
1967-68	49	1052	199-436	46.0	0-4	221-283	78.0	289	5.9	51	619	12.6*

*—Ties for second.



JIM EAKINS

No. 42

Center 6-11 215 22

College: Brigham Young University
('68)
Provo, Utah

Hometown: Sacramento, Calif.

Birthdate: May 24, 1946
Sacramento, Calif.

College Coach: Stan Watts

Pro Exp: Rookie

JAMES SCOTT EAKINS—Potential to become one of the great big men in ABA. Figured on as a "future" by Coach Hannum, he suddenly has developed into a promising find.

During first part of season he logged just as much playing time as starting center Ira Harge, and at one point was leading the ABA in shooting percentage.

He was a first-round-five draft pick of the Oaks, and No. 5 by the NBA San Francisco Warriors.

A Northern Californian, he's a native of Sacramento where he starred at Encina High School. As a senior in 1964, he led Encina to undefeated season (20-0), and was selected All-Northern California. In two years ('63 and '64), Encina compiled a 46-2 record with Eakins the domineering force.

At Brigham Young University, he didn't develop his full potential until his senior year. Actually, he's still developing. It wasn't until his senior season in 1967-68 that Jim took over as the Cougars' No. 1 center. It was only then that he became the club's top rebounder when he latched on to 252, or 10.1 per game, which also led the Western Athletic Conference.


Although he led the team in shooting percentage, Jim was not a strong scorer at BYU. He ranked third last season with 369 points for a 14.8 average. He clicked for a high of 29 against Loyola of Chicago in 1967, and for 28 against Utah last season. His 57 percent and 55.0 as a soph and junior respectively, were the best shooting marks on the team.

Jim was BYU's top rebounder in 15 of its 27 games last season, the best single-game effort being 19 against Santa Clara (12-23-67).

Biggest thrill in college: Blocking All-American Mel Daniels' first three shots when BYU met New Mexico two seasons ago.

COLLEGE: BRIGHAM YOUNG UNIVERSITY

	G	FGM-FGA	PCT.	FTM-FTA	PCT.	REB.	AVE.	PTS.	AVE.
1965-66	23	52-92	57.0	35-49	71.0	177	7.7	139	6.0
1966-67	23	75-137	55.0	43-64	67.0	131	5.7	193	8.4
1967-68	25	133-265	50.0	106-152	70.0	252	10.1	372	14.8
Totals.....	71	260-494	55.0	184-265	69.4	560	7.9	704	9.9



IRA HARGE

No. 33

Center 6-9 225 27

College: U. of New Mexico ('64)
Albuquerque, N.M.

Hometown: Detroit, Michigan

Birthdate: March 14, 1941
Anguilla, Miss.

College Coach: Bob King

Pro Exp: 3 Years.

IRA LEE HARGE—Though not spectacular or possessing more height, Harge "gets the job done," as Coach Hannum and Rick Barry both attest.

"Just because Ira isn't 6-11 or 7 feet, many people think he's not doing a good job in there," says Barry. "But he's working all the time. He gets our fast break going with his quick passes out to the guards, and his board work is very strong."

Harge utilizes his full 6-9, 225-pound body with speed and quickness. Was one of two players in ABA last season to grab more than 1,000 rebounds in 78-game schedule. He speared 1,038, 12.7 per game, fourth in the league behind Champion Mel Daniels, who had 1,213 for 15.6.

Ira, however, set the ABA single-game rebound record with 32, which he set against old teammates, Pittsburgh Pipers, in Oakland on February 9, 1968.

Harge, as in "Large," came to the Oaks from Pittsburgh on February 2, 1968 in a straight swap for forward Willie Porter.

He shared center role with Jim Hadnot after arriving here, and played mostly forward.

But this season, Coach Hannum handed the starting center job to the "Big I" and he hasn't been budged since.

Though not reputed as a great scorer, last season he still managed 824 points, a 10.1 average, fifth-best on the team.

At the University of New Mexico, he was a two-time All-WAC choice. He was the first Lobo in history of the school to score more than 500 points in a single season when he hit for 527, a 21.1 average, in 1963 as a junior.

He still holds the school's shooting percentage record of 54.2 set in '63, and the WAC record of 59.6 the same season. He was drafted by the Philadelphia 76'ers, but played in Barcelona, Spain in 1966 before being signed by Pittsburgh when the ABA was formed. He and wife Geraldine have two boys, Ira, Jr. 2, and Joey 1.

COLLEGE: UNIVERSITY OF NEW MEXICO

	G	FGM-FGA	PCT.	FTM-FTA	PCT.	REB.	AVE.	PTS.	AVE.
1962-63	25	196-362	54.2	135-214	63.1	331	13.2	527	21.1
1963-64	29	175-405	43.2	139-214	65.0	305	10.5	489	16.8
Totals.....	54	371-767	48.4	274-428	64.0	636	11.8	1016	18.8

*PRO: OAKLAND OAKS

1967-68	82	311-781	40.0	202-298	68.0	1038	12.7	824	10.1
---------	----	---------	------	---------	------	------	------	-----	------

*—Played first 52 games with Pittsburgh Pipers, 30 games with Oaks. Statistics combined from both teams.



WARREN ARMSTRONG No. 15

Guard-Forward 6-2 200 22

College: Wichita State ('68)
Wichita, Kansas

Hometown: Kansas City, Kansas

Birthdate: August 29, 1946
Kansas City, Kansas

College Coach: Gary Thompson

Pro Exp: Rookie

WARREN EDWARD ARMSTRONG — A truly remarkable athlete who, despite his 6-2 size, can bang and jump with the 6-8 to 6-10 men.

He already has been called more than once for goal-tending, and has speared opponents' shots in flight. Even Rick Barry was moved to say about Warren, "He does things I've never seen before. He once grabbed a missed shot with one hand in mid-air, and stuffed it on the way down. He's simply amazing."

A first round-of-five draft choice of the Oaks, he was picked No. 3 by the New York Knicks.

A three-time All-Missouri Valley Conference selection, Armstrong departed Wichita State only after rewriting seven school records in the books: three-year career rebounds, 839; career rebound average, 10.7, breaking the old mark of 10.1 held by ex-Oak and L.A. Laker Gene Wiley, who stands 6-10; most career assists, 429; best career assists average, 5.5 which covers three seasons; most rebounds in one season, 323 in '66, and most assists in a single game, 14.

In his senior season at Wichita, he led the team in rebounds with 301 for an 11.6 average per game, and in assists with 194. He was runnerup scorer with 484 points for an 18.6 average.

In one game, he played all three positions.

His best single games included 33 points vs. Arizona State (12 11-67), and 24 rebounds vs. NYU in the 1966 NIT. Warren presently stands fourth on the school's all-time scoring list with 1,301 points in three seasons.

It's no wonder he was voted MVP twice by his teammates.

He was a prep All-American and All-Stater at Central High in Kansas City, Mo.

Single, he majored in P.E., wants to coach some day, resides in Berkeley.

COLLEGE: WICHITA STATE UNIVERSITY

	G	FGM-FGA	PCT.	FTM-FTA	PCT.	REB.	AVE.	A	PTS.	AVE.
1965-66	27	172-375	46.0	101-153	66.0	323	12.0	124	445	16.5
1966-67	25	136-267	51.0	100-135	74.0	215	8.6	111	372	14.9
1967-68	26	190-450	44.0	104-144	72.0	301	11.6	194	484	18.6
Totals	78	498-1092	45.6	305-432	70.6	839	10.8	429	1301	16.8



LARRY BROWN

No. 11

Guard 5-9 160 28

College: North Carolina ('63)
Chapel Hill, N.C.

Hometown: Brooklyn, N.Y.

Birthdate: Sept. 14, 1940
Brooklyn, N.Y.

College Coach: Frank McGuire &
Dean Smith

Pro Exp.: 2 years

LAWRENCE HARVEY BROWN—Living proof that there is a place in pro basketball for the average size man.

Only 5-9, he's the smallest player in pro ball today. And is he overshadowed by the bigger bullies of the game? Not one bit. In fact, it's sort of been the other way around. Larry came to the Oaks, along with forward Doug Moe, in a trade for three players, Ron Franz, Steve Jones and Barry Leibowitz. Here's all the "Mighty Mite" did with the Bucs last season:

1. Led the ABA in assists with 506 for a 6.5 average.
2. Was voted MVP in the league's first All-Star game, scoring 17 points, including a pair of 3-pointers.
3. Was Bucs' sixth leading scorer with 1,045 points, a 13.4 average, and was tops in free throw percentage with an 81.3 mark, 9th in the ABA.
4. Named to All-ABA second team.

But being a basketball standout always has been the trademark of Brown. At Long Beach High School, he was All-Long Island, and voted the team captain and MVP.

At North Carolina, Larry faced opponents slightly bigger than at Long Beach High. But it was the same story. He proceeded to lead the Freshman team in scoring, with an 18.4 average, and again as a junior in 1962 with 281 points for a 16.5 average, and was runnerup scorer as a senior with 299 for 14.2. No. 1 scorer in Brown's senior season was Billy Cunningham, now with the Philadelphia 76ers.

He twice was named to the All-Atlantic Coast Conference team, and made the Small Man's All-American team.

A sixth-round draft choice of the NBA Baltimore Bullets, Brown instead chose AAU ball and proceeded to become one of the outstanding amateur players in the country.

Playing for the National Champion Akron Goodyears in 1964, he was voted the AAU's Most Valuable Player. That year he was selected to America's Olympic basketball team which went on to win a Gold Medal in Tokyo with a 77-59 victory over Russia in the finals.

COLLEGE: NORTH CAROLINA

	G	FGM-FGA	PCT.	FTM-FTA	PCT.	PTS.	AVG.
1960-61	18	28-54	51.9	25-34	73.5	81	4.5
1961-62	17	90-204	44.1	101-127	79.5	281	16.5*
1962-63	21	102-231	44.1	95-122	77.9	299	14.2
	56	220-489	45.0	221-283	78.0	661	11.8

*1st on team.

PRO: NEW ORLEANS

	G	FGM-FGA	PCT.	3FG	FTM-FTA	PCT.	A	AVG.	PTS.	AVG.
1967-68	78	311-812	38.0	19-89	366-450	81.3	506	5.6	1045	13.4
PLAYOFFS	17	86-194	44.3	4-18	100-122	81.9	129	7.5	284	16.7
ALL-STAR GAME		5-7	71.4	2-2	1-1	1.000	5	5.0	17	17.0



JOHN CLAWSON No. 32

Guard 6-4 200 24

College: Michigan ('66)
Ann Arbor, Mich.

Hometown: Naperville, Ill.

Birthdate: May 15, 1944
Duluth, Minnesota

College Coach: David Strack

Pro. Exp: Rookie

JOHN RICHARD CLAWSON—Signed by Oaks after helping U.S. basketball team win the Gold Medal at the Mexico City Olympics.

At Michigan, he played on three Big 10 championship teams, including the fine '65 crew as a junior that included Cazzie Russell, and was ranked No. 1 in both final AP and UPI polls. In his senior year, Clawson, the regular guard on that team, was the runnerup scorer to Russell with 409 points, a 15.8 average.

Spent next two years in Army, logging plenty of basketball time.

He twice was named to the All-Army team, played on the Armed Forces All-Stars that won the 1968 National AAU Championship at Denver, then helped pace Armed Forces team to 2-1 record in Olympic Trials, scoring 37 points for a 12.3 average, earning him a berth on Hank Iba's U.S. Olympic team.

After the Trials, John joined a U.S. All-Star team that toured Iron Curtain countries.

In 1967, he was selected on U.S. Pan-American team that won the Gold Medal at Winnipeg, Canada.


He caught the eye of Coach David Strack of Michigan while a prep star at Illinois' Naperville High School, where he won All-State honors as a senior in 1962. Clawson also earned varsity letters in football as a quarterback, and track as a 15.1 high hurdler.

Clawson's top scoring game with the Wolverines was 30 points against Purdue as a senior.

Just before Olympics, he married high school sweetheart, the former Sue Bawden. They now reside in Oakland.

COLLEGE: UNIVERSITY OF MICHIGAN

	G	FGM-FTA	PCT.	FTM-FTA	PCT.	REB.	PTS.	AVE.
1963-64	17	10-27	37.0	6-13	46.2	15	26	1.5
1964-65	18	22-48	45.8	6-11	54.5	24	50	2.7
1965-66	26	165-325	50.8	79-105	75.2	186	409	15.8
Totals.....	61	197-400	49.3	91-129	70.5	225	485	8.0



RUSS CRITCHFIELD

No. 14

Guard 5-10 150 22

College: California ('68)
Berkeley, Calif.

Hometown: Salinas, Calif.

Birthdate: June 27, 1946
Salinas, Calif.

College Coach: Rene Herrerias

Pro Exp: Rookie

RUSSELL DEAN CRITCHFIELD—The greatest scorer in the history of the University of California, the 5-10 dynamo pumped through 1,437 points for a 19.4 average during his spectacular three-year career at Berkeley.

All told, he came away with 16 records of one sort or another. He holds the distinction of being voted the team's Most Valuable Player all three varsity years—the only Bear in history so honored. In three seasons of Pac-8 Conference competition, he tallied 824 points, breaking the Cal mark of 810 held by Bob McKeen, who did it in FOUR years!

He also holds the single-season high of 545 points, set as a junior in 1967, and his 22-point average in his senior season also is a Cal record. His high games were 36 twice, vs. Texas in 1966 as a soph, and vs. Oregon as a senior. He also hit games of 33 and 31 twice.

In 1968 he was All-District 8, and Northern California's "Player of the Year." As a junior, he was named to the Small Man's (under 6 feet) All-American team, and to the regular All-America second team.

In 1967, he was the second-leading scorer on the U.S. team that captured the World University Games tournament in Tokyo, and was an alternate on the U.S. Pan-American Games team. He also participated in the U.S. Olympic Games trials in '68.

At Salinas High, where he graduated in 1964, he was All-Northern California, and captain of the team that participated in the Berkeley Tournament of Champions.

After graduation from Cal, he married Janeen Knight of El Cerrito. They now live in Albany. Russ' brother, Ron, was a star guard at Oregon State in 1960, and now is basketball coach at Salinas' Palma High.

	COLLEGE: UNIVERSITY OF CALIFORNIA						
	G	FGM-FGA	PCT.	FTMA-FTA	PCT.	PTS.	AVG.
1965-66	25	159-350	45.4	69-89	77.5	387	15.5
1966-67	26	225-493	45.6	95-125	76.0	545	21.0
1967-68	23	206-454	45.4	93-117	79.5	505	22.0
Totals.....	74	590-1297	45.5	257-331	77.6	1437	19.4

Underlined: Cal records.



HENRY LOGAN No. 12

Guard 6-0 185 22

College: Western Carolina ('68)
Cullowhee, N.C.

Hometown: Asheville, N.C.

Birthdate: March 14, 1946
Asheville, N.C.

College Coach: Jim Gudger

Pro Exp: Rookie

HENRY LEE LOGAN—Probably the slickest ball-handler to come out of the college ranks and a three-time Little All-American, Logan was among the Oaks' top three draft picks.

He has amazed and thrilled fans with his fancy and colorful style of play: dribbling the ball between his legs, hanging in mid-air, and either passing off or shooting at the very last moment; pumping in goals from impossible, contorted positions.

The No. 5 draft pick of the NBA Seattle Sonics, Henry holds nearly every scoring record at tiny Western Carolina University. Some of his record scoring marks: most points in a single season, 1,049 in 1968; Best season average, 36.2 in '68; most points in four-year career, 3,290; best four-year average, 30.8 points; Best season shooting percentage, 54.6; most points in a single game, 60 vs. Atlantic Christian College, '67; not to mention most rebounds in a four-year career, 638 for 5.9; most assists in one season, 298 in '68, plus a few others less significant.

After his 1967 season as a junior, he participated in several star-studded events. He was named to the Small Man's (under 6 feet) All-American; played in the Little World Tournament (for players under 6 feet) in Barcelona, Spain, where he was voted MVP; and helped the U.S. Pan-American Games team win the Gold Medal in Winnipeg, Canada.

In his senior season he was crowned the nation's Small College scoring champion with 1,049 points, a sizzling 36.2 average.

Henry was a prep All-American at Stephens-Lee High in Asheville, N.C. in 1964, All-State, and also earned varsity letters in football as a quarterback, and as a pitcher in baseball.

He married his high school sweetheart, the former Rhonda Sims, and the couple now has a son, Derwin 3, and a daughter, Renee 1, and resides in Berkeley.

COLLEGE: WESTERN CAROLINA UNIVERSITY

	G	FGM-FGA	PCT.	FTM-FTA	PCT.	REB.	AVE.	A	PTS.	AVE.
1964-65*	25	253-515	51.1	162-216	75.0	171	6.8	262	668	26.7
1965-66	28	316-584	54.1	184-250	73.6	100	3.6	282	816	29.1
1966-67	25	290-580	50.0	177-261	67.8	148	5.9	210	757	30.2
1967-68	29	404-740	54.6	241-298	80.9	219	7.6	298	1049**	36.2**
Totals	107	1263-2419	52.2	764-1025	74.5	638	6.0	1052	3290	30.8

*—Played varsity as freshman.

**—No. 1 in nation's small colleges.



MEL PETERSON

No. 40

Guard 6-4½ 190 28

College: Wheaton ('60)
Wheaton, Ill.

Hometown: Wallace, Michigan

Birthdate: March 23, 1940
Thief River, Minn.

College Coach: Lee Pfund

Pro Exp.: 2 Years

MELVIN LOWELL PETERSON—Severe ankle sprain during a pre-season workout hampered Mel's normal development.

His experience proved a valuable asset to the Oaks last season. He was the No. 6 man who came in with quick buckets. Has uncanny ability to rebound against much taller players. Was Oaks' fourth rebounder last season with 451 for 5.8 average; seventh in scoring; second in free throw percentage with 82.0; fourth in three-point percentage, 26.0, and tied for third in most field goals made, 314.

Best games were 34 points vs. New Orleans (1-5-68), 18 rebounds vs. Anaheim (3-15-68), and six assists vs. Houston (3-4-68).

Still holds all-time scoring mark at Wheaton with 2,522 points, 22.5, in four varsity years. Mel also is the single-season record-holder with 677 points scored in 1958 as a sophomore, and the three-year career record of 1,951 points and 23.5 average. His 457 rebounds in 1960 as a senior also still stands. He was a Little All-American two years, and was Crusaders' MVP four straight years. His single-game highs were 46 points and 24 rebounds.

Played with Baltimore Bullets during 1963-64 season, following two years in the Army, and made the '63 U.S. Pan-American Games team.

Was a prep star at Stephenson High ('56), Michigan where he led team to State Class B Championship, scoring winning bucket in sudden death overtime. He made prep-All American and All-State.

Married to the former Joan Phillips, his college gal. They reside in Castro Valley with two sons, Cary 6, and Craig 3.

COLLEGE: WHEATON COLLEGE

YEAR	G	FGA-FGM	PCT.	FTA-FTM	PCT.	REB	AVG.	PTS.	AVG.
1957-58	30	520-281	48.5	146-115	78.8	429	14.3	677	22.6
1958-59	27	502-260	51.8	168-130	77.4	427	15.8	650	24.1
1959-60	26	534-257	48.1	142-110	77.5	457	17.6	624	24.0
Totals	83	1516-798	48.1	456-355	77.9	1313	15.8	1951	23.5

PRO: OAKLAND OAKS

	G	FGM-FGA	PCT.	3FG	FTM-FTA	PCT.	REB	AVG.	A	PTS.	AVG.
1967-68	77	314-722	43.0	9-34	76-93	82.0	451	5.8	104	731	9.4



MIKE BARRETT

No. 20

Guard 6-2 158 25

College: West Virginia Tech ('65)
Montgomery, W. Va.

Hometown: Richwood, W. Va.

Birthdate: Sept. 5, 1943
Montgomery, W. Va.

College Coach: Goodrich Phillips

Pro. Exp.: Rookie

MICHAEL THOMAS BARRETT—Signed while still finishing his Navy hitch, the Oaks have high hopes for this slick ball-handling and shooting guard from tiny West Virginia Tech. He was also drafted by San Diego of the NBA.

He and John Clawson played on the Gold Medal U.S. Olympic basketball team in Mexico City, giving the Oaks a pair of Gold Medal winners.

Because of personal circumstances, Mike dropped out of Tech in 1965 and enlisted in the Navy. While at Tech, he made the All-Conference team three straight years, and honorable mention Little All-American. He averaged 15 points as a freshman, 24.7 as a soph, and 27 as a junior before becoming a "drop-out." His total stats from Tech are not complete.

His high-water marks at Tech included a 45-point game against West Virginia Wesleyan, 20 rebounds against West Virginia State, and 15 assists against the latter.

Mike is considered a deadly shot and a keen passer and ball-handler.

While stationed at Norfolk, Va. Navy Base, he was player-coach, winning three All-Navy titles and compiling a 68-33-10 record, and was named to the All-Navy team two years.

Says his college coach, Goodrich Phillips: "I feel that Mike may be the closest thing to a Jerry West that West Virginia basketball has ever seen. I sincerely believe that he is one of the best guards in the United States, and have no doubt that he can make it with the pros in either league."

Teamed with Clawson, Barrett helped lead the Armed Forces All-Stars to the National AAU title at Denver last March. Mike was voted the tourney's MVP, and was the top scorer with 85 points in four games for a 21.2 average.

Then it was on to the Olympic trials where he scored 45 points in three games for a 15.0 average, and so impressed Coach Hank Iba that he tabbed Barrett for the U.S. team.

One of Barrett's proudest achievements was being selected MVP in the Portsmouth (Va.) Invitational Tournament in 1965. "Rick Barry was MVP in 1964, and I was picked in 1965," he explained.

At Richwood (W. Va.) High, Mike was second team All-State in 1962. He's now married to the former Carolyn Anderson.

OAKLAND OAKS

LAST SEASON / 1967-68

(WON 22; LOST 56)

OCTOBER 1967

13—134 ANAHEIM	129
19— 91 DENVER	104
20—112 DENVER	102
26—118 INDIANA	114
27—105 INDIANA	119
29—123 Anaheim	120
31—123 Anaheim	126

11—106 KENTUCKY	110
13—110 New Jersey	118
14—107 Minnesota	128
16—112 DALLAS	119
18—117 MINNESOTA	123
23—120 HOUSTON	110
25—115 ANAHEIM	124
28—108 KENTUCKY	98
30—113 DENVER	137

NOVEMBER

2—107 PITTSBURGH	111
6—125 New Orleans	136
7—112 Dallas	118
8— 97 Denver	118
9— 99 HOUSTON	98*
12—104 Minnesota	108
14— 98 Pittsburgh	128
15—110 Indiana	119
16—104 Kentucky	93
19—102 Anaheim	100
20—116 MINNESOTA	110
23— 95 ANAHEIM	107
24—113 Denver	90
28—108 Denver	126
29— 91 Houston	102
30—119 New Orleans	141

FEBRUARY

1—131 NEW ORLEANS	124
3—119 HOUSTON	111
6— 99 DALLAS	98
7—107 NEW ORLEANS	111
9—104 PITTSBURGH	129
11—117 HOUSTON	127
13—109 Indiana	120
14—110 New Jersey	121
16— 99 KENTUCKY	93
18—111 New Orleans	132
19—111 Houston	118
20—130 Dallas	148
22—118 HOUSTON	125
25—115 DALLAS	105
26—126 Pittsburgh	150
28—116 Indiana	122**
29—115 Minnesota	125*

DECEMBER

7—103 Pittsburgh	114
11—127 NEW JERSEY	105
13—102 New Orleans	99
14—108 Dallas	112
15—109 New Jersey	113
17—110 NEW ORLEANS	121
19—129 INDIANA	128
21—116 DENVER	94
23—103 Anaheim	126
25— 98 Kentucky	112
26— 95 Denver	102
30—117 NEW JERSEY	123

MARCH

3— 95 DENVER	115
4—120 Houston	130
5—117 Dallas	135
7—114 PITTSBURGH	119
8—101 MINNESOTA	109
10— 94 Houston	122
11—107 Kentucky	120
12— 92 Denver	112
15—113 ANAHEIM	116
17— 93 DALLAS	115
19— 92 NEW ORLEANS	102
20—111 Houston	128
21—103 Dallas	128
24—135 Anaheim	147

JANUARY 1968

2—141 ANAHEIM	121
5—128 NEW ORLEANS	123
8—118 NEW JERSEY	124

CAPS: Home game.

*—Overtime **—Double Overtime.

A FIRST—THE ABA 1967-68

FINAL 1967-68 STANDINGS

WESTERN DIVISION

	W	L	Pct.	Pts.	Op.	GB
New Orleans	48	30	.615	8712	8334	—
Dallas	46	32	.590	8576	8470	2
Denver	45	33	.577	8244	7914	3
Houston	29	49	.372	8074	8407	19
Anaheim	25	53	.321	8704	9057	23
Oakland	22	56	.282	8642	9160	26

EASTERN DIVISION

	W	L	Pct.	Pts.	Op.	GB
Pittsburgh	54	4	.692	8731	8479	—
Minnesota	50	28	.641	8469	8163	4
Indiana	38	40	.487	8546	8530	16
Kentucky	36	42	.462	8150	8207	18
New Jersey	36	42	.462	8641	8768	18

PLAYOFFS

FIRST ROUND

Pittsburgh defeated Indiana, 3 games to none.
 Minnesota defeated Kentucky, 3 games to 2.
 Dallas defeated Houston, 3 games to none.
 New Orleans defeated Denver, 3 games to 2.

EASTERN DIVISION FINALS

Pittsburgh defeated Minnesota, 4 games to 1.

WESTERN DIVISION FINALS

New Orleans defeated Dallas, 4 games to 1.

CHAMPIONSHIP SERIES

Pittsburgh defeated New Orleans, 4 games to 3.

Thursday, April 18	New Orleans 112 at Pittsburgh 120
Saturday, April 20	New Orleans 109 at Pittsburgh 100
Wednesday, April 24	Pittsburgh 101 at New Orleans 109
Thursday, April 25	Pittsburgh 106 at New Orleans 105 (OT)
Saturday, April 27	New Orleans 111 at Pittsburgh 108
Wednesday, May 1	Pittsburgh 118 at New Orleans 112
Saturday, May 4	New Orleans 113 at Pittsburgh 122

1968 AMERICAN BASKETBALL ASSOCIATION ALL-LEAGUE TEAM

FIRST TEAM

Player, Club	Pos.	Ht.	Wt.	Age	College
Connie Hawkins, Pittsburgh	F	6-8	215	26	Iowa
Doug Moe, New Orleans	F	6-5	220	28	North Carolina
Mel Daniels, Minnesota	C	6-9	220	23	New Mexico
Larry Jones, Denver	G	6-3	180	25	Toledo
Charlie Williams, Pittsburgh	G	6-1	185	24	Seattle

SECOND TEAM

Player, Club	Pos.	Ht.	Wt.	Age	College
Roger Brown, Indiana	F	6-5	207	25	Dayton
Cincy Powell, Dallas	F	6-7	227	25	Portland
John Beasley, Dallas	C	6-9	225	24	Texas A&M
Larry Brown, New Orleans	G	5-9	160	27	North Carolina
Louie Dampier, Kentucky	G	6-0	170	22	Kentucky

HONORABLE MENTION

FORWARDS—Art Heyman, Pittsburgh; Les Hunter, Minnesota; Wayne Hightower, Denver; Cliff Hagan, Dallas.

CENTERS—Austin Robbins, New Orleans; Bob Netolicky, Indiana.

GUARDS—Darel Carrier, Kentucky; Willie Somerset, Houston; Chico Vaughn, Pittsburgh; Lavern Tart, New Jersey.

MOST VALUABLE PLAYER—Connie Hawkins, Pittsburgh.

COACH OF THE YEAR—Vince Cazzetta, Pittsburgh.

1968 AMERICAN BASKETBALL ASSOCIATION ALL-ROOKIE TEAM

FIRST TEAM

Player, Club	Pos.	Ht.	Wt.	Age	College
Tom Washington, Pittsburgh	F	6-7	225	22	Cheyney State
Bob Netolicky, Indiana	F	6-8	220	25	Drake
Mel Daniels, Minnesota	C	6-9	220	23	New Mexico
Louie Dampier, Kentucky	G	6-0	170	22	Kentucky
James Jones, New Orleans	G	6-4	188	23	Grambling

SECOND TEAM

Player, Club	Pos.	Ht.	Wt.	Age	College
Randy Mahaffey, Kentucky	F	6-7	215	22	Clemson
Ron Franz, Oakland	F	6-7	207	22	Kansas
Byron Beck, Denver	C	6-9	240	24	Denver
Bob Verga, Dallas	G	6-1	190	22	Duke
Ron Perry, Minnesota	G	6-3	190	24	Virginia Tech

OUTSTANDING ROOKIE—Mel Daniels, Minnesota.

DALLAS Chaparrals

6116 N. Central Expressway
Dallas, Texas 75206
(214) 363-7466



Trustee	J. Lindsey Embrey
Chairman of the Board	David Burton
President	Robert S. Folsom
General Manager	Max Williams
Coach	Cliff Hagan
Publicity Director	Terry Stenbridge
Colors	Red, White and Blue
Home Courts	Memorial Auditorium (8,088) Moody Coliseum, SMU (8,500)

1968-69 CHAPARRALS ROSTER

No. Player	Pos.	Ht.	Wt.	Age	Pro. Exp.	College
16 Cliff Hagan	F	6-4	215	39	11	Kentucky ('53)
22 Bob Bedell	F	6-7	205	24	1	Stanford ('66)
31 Riney Lochman	F	6-6	215	24	1	Kansas ('66)
35 Cincy Powell	F	6-7	227	26	2	Portland ('65)
44 John Beasley	F	6-9	225	25	1	Texas A&M ('66)
25 Larry Bunce	C	7-0	245	23	1	Utah State ('67)
43 Elton McGriff	C	6-9	240	25	1	Creighton ('65)
55 John Smith	C	7-0	235	24	0	So. Colorado ('68)
6 Spider Bennett	G	6-3	190	24	1	Winston-Salem ('66)
10 Glen Combs	G	6-2	185	22	0	Virginia Tech ('68)
12 Ron Bcone	G	6-2	200	21	0	Idaho ('68)
24 Charles Beasley	G	6-5	190	23	1	SMU ('67)

☆ ☆ ☆ ☆ ☆

DENVER Rockets

3201 Ringsby Court
Denver, Colorado 80216
(303) 255-0707



Chairman of the Board	J. W. (Bill) Ringsby
President	Don Ringsby
General Manager	Dick Eicher
Business Manager	Del Klone
Coach	Bob Bass
Publicity	Tom Murray
Colors	Black, Orange and White
Home Court	Denver Arena (6,841)

1968-69 ROCKETS ROSTER

No. Player	Pos.	Ht.	Wt.	Age	Pro. Exp.	College
22 Julie Hammond	F	6-5	205	25	1	Tulsa ('67)
34 Walt Piatkowski	F	6-8	220	22	R	Bowling Green ('68)
54 Wayne Hightower	F	6-9	205	28	7	Kansas ('62)
24 Billy McGill	C	6-9	225	29	6	Utah ('62)
40 Byron Beck	C	6-9	240	24	1	Denver ('67)
14 Jeff Congdon	G	6-1	190	24	1	BYU ('67)
32 Larry Jones	G	6-3	180	26	4	Toledo ('64)
42 Lonnie Wright	G	6-2	205	24	1	Kolorado State ('67)
44 Willie Rogers	G	6-3	186	22	R	Oklahoma ('68)

HOUSTON Mavericks

601 Melrose Building
Houston, Texas 77002
(713) 222-6659



Trustee.....Earl Allen
Business Manager.....Carl Storey
Coach.....Jim Weaver
Publicity-Promotions.....Morris Black
Colors.....Gold, Black and White
Home Court.....Sam Houston Coliseum (8,925)

1968-69 MAVERICKS ROSTER

No.	Player	Pos.	Ht.	Wt.	Age	Pro. Exp.	College
20	Stew Johnson	F	6-9	220	24	1	Murray St. ('67)
52	Tom Kondla	F	6-8	225	22	R	Minnesota ('68)
24	Tony Jackson	F	6-4	210	28	3	St. John's ('60)
31	Guy Manning	F	6-6	195	25	1	Prairie View A&M ('67)
32	Keith Swagerty	F	6-7	235	23	1	Pacific ('67)
34	Art Becker	F	6-9	210	26	1	Arizona St. ('64)
35	Leary Lentz	F	6-6	200	24	1	Houston ('67)
44	Kendall Rhine	C	6-10	240	25	1	Rice ('65)
12	Willie Somerset	G	5-10	195	25	3	Duquesne ('65)
14	Don Carlos	G	6-5	210	24	2	Otterbein ('66)
25	Dick Clark	G	6-4	195	24	1	E. Kentucky ('67)



INDIANA Pacers

638 East 38th St.
Indianapolis, Indiana 46205
(317) 923-3636



Trustee.....John Devoe
General Manager.....Mike Storen
Business Manager.....Bernie Larcrau
Coach.....Bob Leonard
Promotions Manager.....Chuck Finkbiner
Publicity.....Jerry Kissel
Colors.....Blue and Gold
Home Court.....Indiana State Fairgrounds (9,111)

1968-69 PACERS ROSTER

No.	Player	Pos.	Ht.	Wt.	Age	Pro. Exp.	College
24	Bob Netolicky	F	6-9	225	23	1	Drake ('67)
30	John Fairchild	F	6-8	205	25	2	B.Y.U. ('65)
32	Jay Miller	F	6-5	210	25	1	Notre Dame ('65)
35	Roger Brown	F	6-5	207	26	1	Dayton ('62)
40	Don Dee	F	6-7	210	25	R	St. Mary's, Kan. ('63)
34	Mel Daniels	C	6-9	220	23	1	New Mexico ('67)
41	George Peoples	C	6-8	205	25	1	Iowa ('66)
12	Bob Hooper	G	6-0	220	22	R	Dayton ('68)
14	Fred Lewis	G	6-0	180	24	3	Arizona St. ('66)
33	Steve Chubin	G	6-2	200	24	2	Rhode Island ('66)
44	Jack Thompson	G	6-1	185	22	R	South Carolina ('68)

KENTUCKY

Colonels

Convention Center
525 West Walnut St.
Louisville, Ky. 40202
(502) 582-2083



President Joseph E. Gregory
Executive Director William A. Motsch
Coach Gene Rhodes
Business Manager Charlie Mastin
Publicity Hardin McClane
Colors Kelly Green and White
Home Courts Convention Center (6,000)
Freedom Hall (18,000)

1968-69 COLONELS ROSTER

No.	Player	Pos.	Ht.	Wt.	Age	Pro. Exp.	College
22	Jim Ligon	F	6-7	215	24	2	None
42	Oliver Darden	F	6-7	240	24	1	Michigan ('66)
54	Gene Moore	F	6-9	240	22	R	St. Louis ('68)
24	Jim Caldwell	C	6-10	240	24	3	Georgia Tech ('65)
75	Dan Anderson	C	6-10	231	25	1	Augsburg, Minn. ('65)
10	Louie Dampier	G	6-0	170	23	1	Kentucky ('67)
32	Wayne Chapman	G	6-6	190	23	R	W. Kentucky ('68)
35	Darel Carrier	G	6-3	185	28	1	W. Kentucky ('64)
40	Bobby Rascoe	G	6-4	205	28	1	W. Kentucky ('62)



LOS ANGELES

Stars

The Sports Arena
3939 S. Figueroa St.
Los Angeles, Calif. 90037
(213) 749-8274

LOS ANGELES
STARS
BASKETBALL

President James J. Kirst
General Manager Jim Hardy
Coach and Executive
Vice-President Bill Sharman
Publicity Hank Ives
Colors Scarlet, Columbia Blue and White
Home Court The Sports Arena (15,500)

1968-69 STARS ROSTER

No.	Player	Pos.	Ht.	Wt.	Age	Pro. Exp.	College
22	Edgar Lacy	F	6-6	185	24	R	UCLA ('68)
33	George Stone	F	6-7	195	22	R	Marshall ('68)
40	Ben Warley	F	6-8	195	30	7	Tennessee St. ('61)
42	Elvin Ivory	F	6-8	210	20	R	S. W. Louisiana ('68)
55	Warren Davis	F	6-7	225	25	3	No. Carolina A&T ('67)
35	Dennis Grey	C	6-8	215	22	R	Cal Western, S.D. ('68)
50	Ed Johnson	C	6-9	205	24	R	Tennessee St. ('68)
10	Merv Jackson	G	6-3	175	22	R	Utah ('68)
20	Jim Jarvis	G	6-1	175	25	1	Oregon State ('65)
21	Bob Warren	G	6-5	190	22	R	Vanderbilt ('68)
44	Larry Miller	G	6-4	210	22	R	North Carolina ('68)

MIAMI Floridians



307 Ranni Building
3000 Biscayne Blvd.
Miami, Florida 33138
(305) 371-1561

Chairman, Board of Directors Larry P. Shield
President Dr. Thomas F. Carney
Coach, General Manager Jim Pollard
Vice-President of Operations Dennis Murphy
Publicity Dick Kumble
Colors Orange, Blue and White
Home Arena Miami Beach Convention (8,400)

1968-69 FLORIDIAN ROSTER

No.	Player	Pos.	Ht.	Wt.	Age	Pro. Exp.	College
32	Dan Sparks	F	6-8	200	23	R	Weber State ('68)
33	Don Sidle	F	6-9	215	22	R	Oklahoma ('68)
41	Les Hunter	F	6-7	235	25	4	Chicago Loyola ('64)
44	Willie Murrell	F	6-6	225	27	3	Kansas State ('64)
42	Gary Keller	C	6-9	220	24	1	Florida ('67)
43	Skip Thoren	C	6-10	230	25	2	Illinois ('65)
20	Don Freeman	G	6-3	185	24	1	Illinois ('66)
21	Walter Iverson	G	6-0	180	23	R	Central Michigan ('68)
22	Maurice McHartley	G	6-3	200	26	4	No. Carolina A&T ('64)
24	Erv Inniger	G	6-4	190	23	1	Indiana ('67)
34	Dallas Thornton	G	6-4	190	22	R	Kentucky Wesleyan ('68)



MINNESOTA Pipers



901 F&M Building
Minneapolis, Minn. 55402
(612) 339-9559

President William J. Erickson
Chairman of the Board Gabe Rubin
General Manager Vern Mikkelsen
Coach Jim Harding
Publicity Max Nichols
Colors Blue, Orange and White
Home Courts Metropolitan Sports Center (14,500)
Duluth Arena Auditorium (6,919)

1968-69 PIPER ROSTER

No.	Player	Pos.	Ht.	Wt.	Age	Pro. Exp.	College
12	Art Heyman	F	6-5	210	26	5	Duke ('63)
32	Tom Washington	F	6-7	225	24	1	Cheyney St., Pa. ('67)
35	Frank Card	F	6-7	195	24	2	South Carolina St. ('64)
15	George Sutor	C	6-8	240	25	2	LaSalle ('65)
30	Mike Lewis	C	6-9	225	22	R	Duke ('68)
42	Connie Hawkins	C	6-8	215	26	7	Iowa ('61)
10	Chico Vaughn	G	6-2	190	28	6	So. Illinois ('62)
14	Arvesta Kelly	G	6-3	200	23	1	Lincoln, Mo. '67)
22	Steve Vacendak	G	6-1	185	24	1	Duke ('66)
44	Charles Williams	G	6-0	165	25	1	Seattle ('65)

NEW ORLEANS

Buccaneers

201 S. Liberty St.
New Orleans, La. 70112
(504) 525-1302



President of the Corporation..... Charles G. Smither
Operations Manager Maurice M. Stern
Coach James H. (Babe) McCarthy
Publicity Robert (Steamboat) Fulton
Colors Navy Blue, White and Scarlet
Home Court Loyola Field House (6,425)

1968-69 BUCS ROSTER

No.	Player	Pos.	Ht.	Wt.	Age	Pro. Exp.	College
11	Ron Franz	F	6-7	207	23	1	Kansas ('67)
31	Jasper Wilson	F	6-6	200	21	R	Southern ('68)
32	Jackie Moreland	F	6-7	220	30	6	Louisiana Tech ('60)
21	Red Robbins	C	6-8	200	24	2	Tennessee ('66)
25	Gerald Govan	C	6-10	220	26	2	St. Mary's, Kan. ('64)
34	Lee Davis	C	6-8	240	23	R	North Carolina St. ('68)
10	Mike Butler	G	6-2	170	22	R	Memphis St. ('68)
12	Marlbert Pradd	G	6-3	170	24	1	Dillard ('67)
14	Glynn Saulters	G	6-2	175	23	R	N.E. Louisiana St. ('68)
15	James Jones	G	6-4	188	23	1	Grambling ('67)
23	Steve Jones	G	6-5	205	26	1	Oregon ('64)



NEW YORK

Nets

Long Island Arena
Veterans Highway
Commack, N.Y. 11725
(516) 543-1000



Trustee Arthur Brown
Coach, General Manager Max Zaslofsky
Publicity Al Goldfarb
Business, Promotions Barry Murtha
Colors Red, White and Blue
Home Court Long Island Arena (6,500)

1968-69 NETS ROSTER

No.	Player	Pos.	Ht.	Wt.	Age	Pro. Exp.	College
4	Walt Simon	F	6-6	200	27	7	Benedict, S.C. ('60)
11	Hank Whitney	F	6-7	235	29	7	Iowa St. ('61)
20	Randy Mahaffey	F	6-7	210	23	1	Clemson ('67)
32	Tom Bowen	F	6-8	220	26	1	Grambling ('67)
9	Manny Leaks	C	6-8	235	23	R	Niagara ('68)
10	Tom Hoover	C	6-10	240	77	5	Villanova ('63)
30	Wilbert Frazier	C	6-9	230	26	3	Grambling ('65)
3	Bobby Lloyd	G	6-2	185	23	1	Rutgers ('67)
22	Ron Perry	G	6-3	190	24	1	Virginia Tech ('67)
27	Bobby Verga	G	6-1	190	23	1	Duke ('67)
33	Willie Worsley	G	5-10	175	22	R	Texas Western ('67)
40	Levern Tart	G	6-3	196	26	4	Bradley ('64)

1967-68 ABA STATISTICS

INDIVIDUAL SCORING

Player, Team	gp	2fg	3fg	ft	tp	avg.
Hawkins, Pittsburgh	70	633	2	603	1875	26.79
Moe, New Orleans	78	662	3	551	1884	24.15
Tart, Oakland-N. J.	73	632	1	451	1718	23.53
Carrier, Kentucky	77	559	84	395	1765	22.922
L. Jones, Denver	76	594	8	530	1742	22.921
Daniels, Minnesota	78	668	1	390	1729	22.17
Somerset, Houston	61	434	33	359	1326	21.74
Williams, Pittsburgh	78	591	51	290	1625	20.83
Dampier, Kentucky	72	582	38	209	1487	20.65
Lewis, Indiana	76	526	16	465	1565	20.59
Vaughn, Pittsburgh	74	375	137	308	1469	19.85
J. Beasley, Dallas	77	622	0	271	1515	19.68
R. Brown, Indiana	76	530	14	390	1492	19.63
Jackson, New Jersey	74	358	91	450	1439	19.45
Becker, Houston	76	559	4	297	1427	18.78

INDIVIDUAL REBOUNDING

Player, Team	gp	off	def	total	avg.
Daniels, Minnesota	78	502	711	1213	15.6
Hawkins, Pittsburgh	70	368	577	945	13.5
J. Beasley, Dallas	77	278	704	982	12.8
Harge, Pittsburgh-Oakland	82	357	681	1038	12.7
Robbins, New Orleans	73	366	528	894	12.2
Hadnot, Oakland	77	303	633	936	12.2
Ligon, Kentucky	78	370	559	929	11.9
Netolicky, Indiana	71	313	506	819	11.5
Anderson, New Jersey	78	303	553	856	11.0
Washington, Pittsburgh	63	303	369	672	10.7
Davis, Anaheim	54	221	345	566	10.5
Moe, New Orleans	78	249	546	795	10.2

INDIVIDUAL SHOOTING

2-POINT FIELD GOALS

Player, Team	made	att.	pct.	Player, Team	made	att.	pct.
Washington, Pittsburgh	310	594	52.2	Anderson, New Jersey	463	938	49.4
Hawkins, Pittsburgh	633	1214	52.1	J. Beasley, Dallas	622	1262	49.3
Netolicky, Indiana	468	927	50.5	Hagan, Dallas	371	756	49.1
C. Beasley, Dallas	371	745	49.8	Powell, Dallas	532	1085	49.0
Robbins, New Orleans	446	912	49.5	Hammond, Denver	224	458	48.9

3-POINT FIELD GOALS

Player, Team	made	att.	pct.	Player, Team	made	att.	pct.
Carrier, Kentucky	84	235	35.7	Warley, Anaheim	52	166	31.3
Perry, Minnesota	62	178	34.8	Hale, Houston	35	112	31.3
Vaughn, Pittsburgh	137	410	33.4	Jackson, New Jersey	91	302	30.1
Rayl, Indiana	57	175	32.6	Williams, Pittsburgh	51	178	28.7
Selvaige, Anaheim	147	461	32.0	Dampier, Kentucky	38	142	26.8

FREE THROWS

Player, Team	made	att.	pct.	Player, Team	made	att.	pct.
C. Beasley, Dallas	285	327	87.2	Carrier, Kentucky	395	479	82.5
Lloyd, New Jersey	170	199	85.4	Dampier, Kentucky	209	254	82.3
J. Beasley, Dallas	271	322	84.2	Becker, Houston	297	362	82.0
Jackson, New Jersey	450	543	82.9	L. Brown, New Orleans	364	450	81.3
Nowell, New Jersey	176	213	82.6	Chubin, Anaheim	518	639	81.1

INDIVIDUAL ASSISTS

Player, Team	gp	total	avg.	Player, Team	gp	total	avg.
L. Brown, New Orleans	78	506	6.5	McHartley, Dallas	58	230	4.0
Hagan, Dallas	56	276	4.9	Heyman, N.J.-Pittsburgh	73	276	3.9
Chubin, Anaheim	77	364	4.7	Somerset, Houston	61	225	3.7
Hawkins, Pittsburgh	70	370	4.6	Lebowitz, Pit.-N.J.-Oak.	82	301	3.7
R. Brown, Indiana	76	327	4.3	C. Beasley, Dallas	78	290	3.7

OAKS RECORD DEPT.

SINGLE GAME — INDIVIDUAL

* A.B.A. Record.	Player	VS.	Date
Most Pts. Scored—49	Levern Tart	Anaheim	10-31-67
Most Rebounds—32*	Ira Harge	Pittsburgh	2- 9-68
Most Assists—14	Barry Leibowitz	Anaheim	1-25-68
Most 2-Pt. F-G-M—15	Levern Tart	Anaheim	10-29-67
	Jim Hadnot	Minnesota	2-29-68
Most 2-Pt. F-G-A—34	Levern Tart	New Orleans	12-17-67
Most 3-Pt. F-G-M—4	Steve Jones	Dallas	2-20-68
Most 3-Pt. F-G-A—12	Steve Jones	Dallas	2-20-68
Most F-T-M—19	Levern Tart	Anaheim	10-31-67
Most F-T-A—22	Levern Tart	Anaheim	10-31-67
	Jim Hadnot	Houston	11- 9-67

BEST PERCENTAGE SHOOTING GAMES

2-Point Field Goals — 83.3 (15x18)	Tart	Minn.	1-18-68
3-Point Field Goals — 1.000 (3x3)	Bialosuknia	Ind.	10-27-67
	S. Jones	Houston	2-11-68
Free Throws Made — 1.000 (13x13)	Tart	N. Or.	11- 6-67

SINGLE GAME — TEAM

Most Points Scored—141 vs Anaheim (121) at Richmond.....	1- 2-68
Most Points by Opponent—150*	
by Pittsburgh (150-126) at Pittsburgh.....	2-26-68
Least Points Scored—91 vs Denver (104) at Oakland.....	10-19-67
vs Houston (102) at Houston.....	11-29-67
Least Points by Opponent—90 by Denver (90-113) at Denver	11-24-67
Largest Winning Margin—23 vs Denver (113-90) at Denver	11-24-67
Largest Losing Margin—30	
vs Pittsburgh (98-128) at Pittsburgh.....	11-14-67
Most 2-Point F.G. Made—52 vs Anaheim at Oakland.....	10-13-67
Most 2-Point F.G. Attempted—118 vs Anaheim at Oakland.....	10-13-67
Best 2-Point F.G. Pct.—57.6 (49x85) vs Indiana at Richmond	12-19-67
Most 3-Point F.G. Made—6 vs Dallas at Dallas.....	2-20-68
Most 3-Point F.G. Attempted—20 vs Dallas at Dallas	2-20-68
Best 3-Point F.G. Pct.—1.000 (5x5) vs Indiana at San Jose.....	10-27-67
Most Free Throws Made—49 vs Anaheim at Richmond.....	1-2-68
Most Free Throws Attempted—64* vs Anaheim at Richmond	1-2-68
Best Free Throw Percentage—91.2 (31x34)	
vs Indiana at Richmond.....	12-19-67
Most Rebounds—70 vs. Kentucky at Oakland.....	2-16-68
Most Rebounds by Opponents—79	
by New Orleans at New Orleans.....	11-6-67
by Pittsburgh at Pittsburgh	2-26-68
Most Assists—28 vs. New Orleans at Fresno.....	1-5-68
vs. Anaheim at Oakland	1-25-68
Most Assists by Opponent—31	
by New Orleans at New Orleans.....	11-6-67
by Houston at Houston.....	3-10-68
Most Errors Made—31 vs. Anaheim at Anaheim.....	3-24-68
Most Errors by Opponent—31 by Minnesota at Minneapolis	11-12-67
Most Personals Made—34 vs. Indiana at Richmond.....	1-2-68
vs. Minnesota at Minneapolis.....	2-29-68
Most Personals by Opponent—36 by Minnesota at Oakland	3-8-68
Most Points One Half—76 vs. Anaheim at Richmond.....	1-2-68
Opp., Most Points One Half—84 by Pittsburgh at Pittsburgh	2-26-68
Most Points One Quarter—44 vs. Indiana at Indianapolis.....	11-15-67

Opp., Most Points One Quarter—51	by Pittsburgh at Pittsburgh.....	2-26-68
Lowest Points One Quarter—13 vs. Houston at Houston....		3-10-68
	vs. Anaheim at Oakland....	3-15-68
Opp., Lowest Points One Quarter—16		
	by New Orleans at New Orleans.....	12-13-67
	by Kentucky at Oakland	2-16-68
	by Indiana at Indianapolis.....	2-28-68

(NOTE: These records were made during the 1967-68 season only. Records broken this season will be compiled at the end of the campaign.)

INDIVIDUAL SINGLE GAME — OPPONENTS

Most Points Scored—		
52 by Larry Jones, Denver at Denver.....		11-28-67
43 by Fred Lewis, Indiana at Richmond.....		12-19-67
41 by Willie Somerset, Houston at Houston		3-4-68
40 by Tony Jackson, New Jersey at New Jersey		12-15-67
40 by Chico Vaughn, Pittsburgh at Oakland.....		2-9-68
Most Rebounds—		
22 by James Ligon, Kentucky at Oakland.....		1-11-68
	by Warren Davis, Anaheim at Oakland.....	3-15-68
Most Assists—		
13 by Steve Chubin, Anaheim at Anaheim.....		3-24-68
Most 2-Point F.G. Made—		
19 by Larry Jones, Denver at Denver.....		11-28-67
Most 2-Point F.G. Attempted—		
34 by Fred Lewis, Indiana at Richmond.....		12-19-67
Most 3-Point F.G. Made—		
7 by Chico Vaughn, Pittsburgh at Oakland.....		2-9-68
Most 3-Point F.G. Attempted—		
15 by Chico Vaughn, Pittsburgh at Oakland.....		2-9-68
Most Free Throws Made—		
14 by Don Freeman, Minnesota at Oakland.....		11-20-67
	by Ben Warely, Anaheim at Oakland.....	1-25-68
	by Bruce Spraggins, New Jersey at N.J.....	2-14-68
Most Free Throws Attempted—		
18 by Don Freeman, Minnesota at Oakland.....		11-20-67

TEAM—SINGLE GAME

Consecutive Wins—3 (Twice)
 Consecutive Wins at Home—3
 Consecutive Wins on Road—2

RECORD OF CONSECUTIVE WINS

Nov. '67

16 104-93, at Kentucky
 19 102-100, at Anaheim
 20 116-110, Minnesota (Aud.)

Feb. '68

1 131-124, New Orleans (Coliseum)
 3 119-111 (OT), Houston (Aud.)
 6 99-98 Dallas (Coliseum)

Consecutive Losses—17 (2-26-68 to 3-24-68)

Consecutive Losses at Home— 6

Consecutive Losses on Road—11

OAKS RECORD—1967-68

Won-Lost	At Home	On Road	Neutral	Court	Coliseum	Auditorium
22-56	W-L	W-L	Won-Lost	W-L	W-L	W-L
	12-18	5-32	5-6	9-9		3-9

OAKLAND COLISEUM ARENA — HOME OF THE OAKS



