

National

20c

Tri-Cities

Anderson

Oshkosh

Denver

Hammond

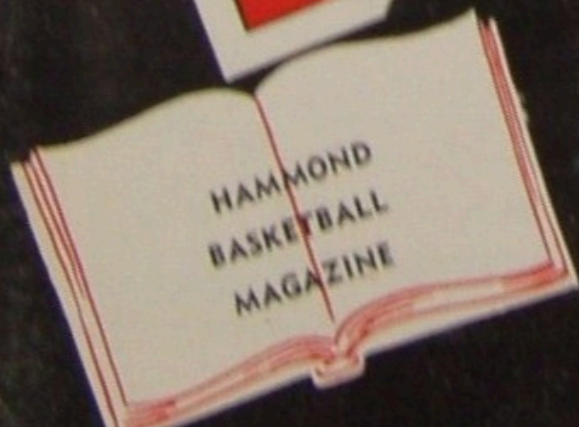
Sheboygan

Syracuse

Waterloo

Dayton

LEADER





OSHKOSH
ALLSTARS

AND THE

N B L

WAYNE O. RUMLOW

FORWARD

This book is dedicated to the hundreds of basketball players who performed in the National Basketball League. I want to thank them for the many minutes of fine entertainment which we enjoyed for 12 seasons. It is my hope, as you read this book, that you will remember these names as much as the basketball players of today.

The statistics in this book are ninety-nine per cent. correct. After touring the country from Waterloo to Akron, Sheboygan to Ft. Wayne, I'm sure there must be some mistakes. For this, I apologize and hope my readers will correct my errors by writing me.

Sportfully yours,

Wayne D. "Arch" Gumbow

NATIONAL BASKETBALL LEAGUE

Founded by Paul Sheeks as
Midwest Basketball Conference
1935

Reorganized by Lon Darling as
The National Basketball League
1937

COMMISSIONERS OF THE NATIONAL BASKETBALL LEAGUE


1937-38	Hubert Johnson
1938-39	Hubert Johnson
1939-40	Hubert Johnson
1940-41	Leo Fischer
1941-42	Leo Fischer
1942-43	Leo Fischer
1943-44	Leo Fischer
1944-45	Leo Fischer
1945-46	Leo Fischer
1946-47	Ward Lambert
1947-48	Ward Lambert
1948-49	Doxie Moore

REFEREES OF THE NATIONAL BASKETBALL LEAGUE

Sam Pecorare	Pat Kennedy
Art Mansfield	Bud Lowell
Jack Norris	Lyle Garnish
Titus Lobach	Phil Fox
Chuck Chuckevits	Frank Kriznecky
Max Tabacchi	Jim Enright
Nat Messinger	Bob Bee
Bill Solodare	Frank Scanlan
Ike Craig	Adolph Rupp
Buddy Baker	Dick Kuzma
Walt Floyd	Matt Begovich
Roy Richeson	L. E. Means
Stoney Stoneman	Frank Silva

IN MEMORY OF MY PARENTS

ORVILLE & SYLVIA RUMLOW



1937-38 CHAMPION AKRON GOODYEAR WINGFOOTS

Left to Right: Russ Ochsenhirt, Wes Bennett, Bob Cope, Charlie Shipp, Wilson Fitts, LeRoy Lins, Chelso Tamagno, Chuck Bloedorn, Mal Rush and Ray Morstadt.



1937-38 Season

FINAL STANDINGS

Western Division

TEAM	W	L	.PCT	TEAM	OPPONENT
Oshkosh Allstars	12	2	.857	640	461
Whiting Ciesars	12	3	.624	624	560
Ft. Wayne General Electrics	13	7	.650	759	576
Indianapolis Kautskys	4	9	.308	436	452
Cincinnati Comellos	3	7	.300	262	338
Kankakee Gallagners	3	11	.214	398	640
Dayton Metropolitanans	2	11	.154	353	414

TEAM	W	L	.PCT	TEAM	OPPONENT
Akron Firestones	14	4	.778	681	578
Akron Goodyears	13	5	.722	645	498
Pittsburg Pirates	8	5	.615	485	434
Buffalo Bisons	3	6	.333	255	282
Warren Penns	3	9	.250	318	463
Columbus Comets	1	12	.077	238	418

LEADING SCORERS

PLAYER	TEAM	G	FG	FT	PTS.	AVG.
LeRoy Edwards	Oshkosh	13	83	43	209	16.1
Bart Quinn	Ft. Wayne	18	67	32	166	9.2
Scott Armstrong	Ft. Wayne	17	60	31	151	8.9
Jack Ozburn	Firestones	17	59	27	145	8.5
Vince McGowan	Whiting	15	57	30	144	9.6
John Wooden	Whiting	14	53	37	143	10.2
Chuck Bloedorn	Goodyears	18	62	17	141	7.8
Jim Higlemann	Ft. Wayne	17	50	31	131	7.7
Howard Cable	Firestones	18	46	42	134	7.4
Ken Gunning	Whiting	15	37	31	105	7.0
Bob Kessler	Indianapolis	13	37	31	105	8.0
Charlie Shipp	Goodyears	18	35	20	90	5.0
Jerry Bush	Firestones	18	33	19	85	4.7
Augie Vander Muelen	Oshkosh	10	29	19	77	7.7
Herm Witasek	Oshkosh	13	29	12	70	5.4

DEPARTMENT LEADERS

MOST TOTAL SCORING POINTS:	LeRoy Edwards	Oshkosh	209
BEST AVERAGE POINTS PER GAME:	LeRoy Edwards	Oshkosh	16.1
MOST FIELD GOALS MADE:	LeRoy Edwards	Oshkosh	83
MOST FREE THROWS MADE:	LeRoy Edwards	Oshkosh	45
MOST POINTS SCORED IN ONE GAME:	LeRoy Edwards	Oshkosh	30

1937-38 NBL CHAMPIONSHIP PLAYOFF SERIES FOR THE SHAUGHNESSY TROPHY

March 1, Akron Goodyear Wingfoots 29 at Oshkosh Allstars 28

March 3, Oshkosh Allstars 39 at Akron Goodyear Wingfoots 31

March 4, Oshkosh Allstars 27 at Akron Goodyear Wingfoots 35

CHAMPIONSHIP GAME NO. 3

(3 Game Series)

Goodyear Gym


Akron, Ohio

OSHKOSH ALLSTARS	POS.	FG	FTA	FT	.PCT	PF	TP
Ray Adams	F	1	4	2	.500	5	4
Pete Preboski	F	1	1	1	1.000	0	3
LeRoy Edwards	C	3	4	3	.750	2	9
Frank Linskey	G	2	1	0	.000	4	4
Ed Mullen	G	0	1	0	.000	4	0
Augie Vander Muelen	G	0	4	1	.250	1	1
Herm Witasek	G	3	2	0	.000	4	6
TOTALS		<u>10</u>	<u>17</u>	<u>7</u>	<u>.412</u>	<u>20</u>	<u>27</u>

AKRON GOODYEARS	POS.	FG	FTA	FT	.PCT	PF	TP
Chuck Bloedorn	F	3	3	1	.333	2	7
Russ Ochsenhirt	F	1	3	3	1.000	0	5
Bob Cope	C	1	3	0	.000	3	2
Wes Bennett	G	3	0	0	.000	5	6
Charlie Shipp	G	2	8	4	.500	0	8
Wilson Fitts	G	1	6	3	.500	3	5
Chelse Tamagne	G	1	0	0	.000	0	2
TOTALS		<u>12</u>	<u>23</u>	<u>11</u>	<u>.478</u>	<u>13</u>	<u>35</u>

SCORE BY PERIODS	1st	2nd	3rd	4th	TP
Oshkosh Allstars	4	9	6	8	27
Akron Goodyear Wingfoots	14	10	5	6	35

OFFICIALS: Frank Kriznecky, Chicago and Titus Lobach, Frankline-Marshall
ATTENDANCE: 1800



1938-39 CHAMPION AKRON FIRESTONE NONSKIDS

Left to Right: "Slim" Shoun, Paul Nowak, "Rip" Terjesen, Glen Roberts, "Soup" Cable, Jerry Bush, Al Bonniwell, John Moir, Jack Ozburn, Paul Tobin and Malley Johnson.



1938-39 Season

FINAL STANDINGS

Western Division

TEAM	W	L	.PCT	TEAM	OPPONENT
Oshkosh Allstars	17	11	.605	1153	1012
Indianapolis Kautskys	13	13	.500	1126	1134
Sheboygan Redskins	11	17	.421	901	1054
Hammond Ciesars	4	24	.146	971	1140

Eastern Division

TEAM	W	L	.PCT	TEAM	OPPONENT
Akron Firestones	24	3	.889	1213	1055
Akron Goodyears	14	14	.500	960	974
Cleveland White Horses	14	14	.500	1027	1068
Pittsburg Pirates	13	14	.481	1005	1036

LEADING SCORERS

PLAYER	TEAM	G	FG	FT	PTS.	AVG.
LeRoy Edwards	Oshkosh	28	124	88	334	11.9
Jewell Young	Indianapolis	26	96	72	264	10.1
Howard Cable	Firestones	25	94	65	253	10.1
Bill Laughlin	Cleveland	27	92	44	232	8.5
Paul Sokody	Sheboygan	28	88	46	222	7.9
Paul Birch	Pittsburg	22	85	51	221	10.1
Walt Stankey	Cleveland	27	97	25	219	8.1
John Sines	Indianapolis	23	86	36	215	9.3
Rube Lautenschlager	Sheboygan	27	85	36	206	7.6
Chuck Bloedorn	Goodyears	25	79	46	204	8.6
Lou Boudreau	Hammond	24	82	34	198	8.2
John Moir	Firestones	22	81	33	195	8.8
Jack Ozburn	Firestones	20	77	36	190	9.5
Pete Preboski	Oshkosh	26	76	35	187	7.1
Bud Jeannette	Cleveland	25	59	63	181	7.2

DEPARTMENT LEADERS

MOST TOTAL SCORING POINTS:	LeRoy Edwards	Oshkosh	334
BEST AVERAGE POINTS PER GAME:	LeRoy Edwards	Oshkosh	11.9
MOST FIELD GOALS MADE:	LeRoy Edwards	Oshkosh	124
MOST FREE THROWS MADE:	LeRoy Edwards	Oshkosh	86
MOST PERSONAL FCULS:	Jewell Young	Indianapolis	81
MOST POINTS SCORED IN ONE GAME:	LeRoy Edwards	Oshkosh	25
		(Playoffs)	

1938-39 NBL CHAMPIONSHIP PLAYOFF SERIES FOR THE SHAUGHNESSY TROPHY

March 14, Oshkosh Allstars 38 at Akron Firestone Nonskids 50
 March 15, Oshkosh Allstars 36 at Akron Firestone Nonskids 36
 March 17, Akron Firestone Nonskids 40 at Oshkosh Allstars 29
 March 19, Akron Firestone Nonskids 37 at Oshkosh Allstars 49
 March 20, Akron Firestone Nonskids 37 at Oshkosh Allstars 30

CHAMPIONSHIP GAME NO. 5
 (5 Game Series)
 Merrill Jr. High School Gym
 Oshkosh, Wisconsin

OSHKOSH ALLSTARS	POS.	FG	FTA	FT	.PCT	PF	TP
Scott Armstrong	F	1	2	1	.500	1	3
Audie Vander Muelen	F-C	0	0	0	.000	2	0
Ray Adams	F	1	0	0	.000	4	2
Pete Preboski	F	0	2	0	.000	0	0
LeRoy Edwards	C	2	10	5	.500	5	9
Frank Linskey	G	2	0	0	.000	2	4
Ed Mullen	G	0	2	1	.500	3	1
Herm Witasek	G	4	7	3	.429	3	11
Ray Hamann	G	0	0	0	.000	0	0
TOTALS		10	23	10	.435	20	30

AKRON FIRESTONES	POS.	FG	FTA	FT	.PCT	PF	TP
Irv Terjesen	F	1	3	0	.000	2	2
Al Bonnewell	F	1	2	1	.500	1	3
John Moir	F-C	2	4	0	.000	4	4
Jerry Bush	C	2	2	2	1.000	5	6
Howard Cable	G	4	4	3	.750	3	11
Jack Ozburn	G	3	4	4	1.000	1	10
Paul Tobin	G	0	2	1	.500	1	1
TOTALS		13	21	11	.524	17	37

SCORE BY PERIODS	1st	2nd	3rd	4th	TP
Oshkosh Allstars	6	7	3	14	30
Akron Firestone Nonskids	6	11	11	9	37

OFFICIALS: Nat Messinger, New York and Jack Norris, Dayton.
 ATTENDANCE: 1488

WORLD PROFESSIONAL BASKETBALL TOURNAMENT

CHICAGO STADIUM

March 26, New York Rens 30	vs.	New York Yankees 21
March 27, New York Rens 27	vs.	Harlem Globetrotters 23
March 28, New York Rens 34	vs.	Oshkosh Allstars 25

FINAL GAME

March 28, 1939

OSHKOSH ALLSTARS	POS.	FG	FTA	FT	.PCT	PF	TP
Ray Adams	F	0	3	0	.000	4	0
Pete Preboski	F	1	1	1	1.000	0	3
Ed McGroarty	F	0	0	0	.000	0	0
Scott Armstrong	F	2	3	3	1.000	2	7
Al Cafone	F	0	0	0	.000	0	0
LeRoy Edwards	C	3	8	6	.750	3	12
Frank Linskey	G	1	1	1	1.000	3	3
Herm Witasek	G	0	1	0	.000	5	0
Tex Mueller	G	0	0	0	.000	2	0
TOTALS		<u>7</u>	<u>17</u>	<u>11</u>	<u>.647</u>	<u>19</u>	<u>25</u>

NEW YORK RENS	POS.	FG	FTA	FT	.PCT	PF	TP
Pop Gates	F	4	6	4	.667	3	12
Tarz Cooper	F	1	4	3	.750	5	5
Willie Smith	C	2	2	2	1.000	5	6
Clarence Bell	C	1	3	2	.667	0	4
Eyre Saitch	G	1	0	0	.000	4	2
Zack Clayton	G-F	0	1	0	.000	0	0
John Isaacs	G	2	5	1	.200	1	5
TOTALS		<u>11</u>	<u>21</u>	<u>12</u>	<u>.571</u>	<u>18</u>	<u>34</u>

SCORE BY PERIODS	1st	2nd	3rd	4th	TP
Oshkosh Allstars	5	6	7	7	25
New York Rens	12	12	5	5	34

REFEREES: Kennedy, New York and Old, Chicago.

FINAL STANDINGS

Western Division

TEAM	W	L	.PCT	TEAM	OPPONENT
Oshkosh Allstars	15	13	.536	1195	1126
Sheboygan Redskins	15	13	.536	1031	1070
Chicago Bruins	14	14	.500	1030	1018
Hammond Ciesars	9	19	.321	1039	1140

Eastern Division


TEAM	W	L	.PCT	TEAM	OPPONENT
Akron Firestones	18	9	.667	1238	1136
Detroit Eagles	17	10	.635	1097	1037
Akron Goodyears	14	14	.500	1047	1040
Indianapolis Kautskys	9	19	.321	1164	1274

LEADING SCORERS

PLAYER	TEAM	G	FG	FT	PTS.	AVG.
LeRoy Edwards	Oshkosh	28	111	140	362	12.9
Ben Stephens	Goodyears	28	92	113	297	10.6
Ernie Andres	Indianapolis	27	130	33	293	10.9
Mike Novak	Chicago	28	114	63	291	10.4
Wibs Kautz	Chicago	28	107	65	279	9.9
Jack Ozburn	Firestones	26	101	60	262	10.0
Jewell Young	Indianapolis	28	94	71	259	9.3
Howard Cable	Firestones	25	75	61	211	8.4
Nat Frankel	Detroit	27	74	55	203	7.5
Rube Lautenschlager	Sheboygan	28	76	32	184	6.6
Irv Torgoff	Detroit	27	66	44	176	6.5
Charlie Shipp	Oshkosh	28	74	26	174	6.2
Connie Mack Berry	Oshkosh	25	61	47	169	6.8
Urgel Wintermute	Firestones	25	61	42	164	6.6
John Moir	Firestones	27	59	46	164	6.0

DEPARTMENT LEADERS

MOST TOTAL SCORING POINTS:	LeRoy Edwards	Oshkosh	362
BEST AVERAGE POINTS PER GAME:	LeRoy Edwards	Oshkosh	12.9
MOST FIELD GOALS MADE:	Ernie Andres	Indianapolis	130
MOST FREE THROWS ATTEMPTED:	LeRoy Edwards	Oshkosh	204
MOST FREE THROWS MADE:	LeRoy Edwards	Oshkosh	140
BEST FREE THROW AVERAGE:	Jewell Young	Indianapolis	.755
MOST PERSONEL FOULS:	Jewell Young	Indianapolis	88
MOST POINTS SCORED IN ONE GAME:	LeRoy Edwards	Oshkosh	29



1939-40 CHAMPION AKRON FIRESTONE NONSKIDS
Left to Right: Paul Tobin, Jack Ozburn, John Moir, Jerry Bush, Irv Terjesen, Glen Roberts, Paul Nowak, Harry Sorenson, Howard Cable, Bob Hassmiller, Tom Wukovits and Bill Sturgson.



1939-40 NBL CHAMPIONSHIP PLAYOFF SERIES FOR THE SHAUGHNESSY TROPHY

March 11, Akron Firestone Nonskids 37 at Oshkosh Allstars 47
 March 12, Akron Firestone Nonskids 46 at Oshkosh Allstars 60
 March 14, Oshkosh Allstars 32 at Akron Firestone Nonskids 35
 March 15, Oshkosh Allstars 40 at Akron Firestone Nonskids 41
 March 17, Oshkosh Allstars 60 at Akron Firestone Nonskids 61

CHAMPIONSHIP GAME NO. 5

Goodyear Gym
 Akron, Ohio

OSHKOSH ALLSTARS	POS.	FG	FTA	FT	.PCT	PF	TP
Lou Barle	F	5	3	2	.667	3	12
Connie Mack Berry	F	7	2	0	.000	5	14
Pete Pederson	F	2	2	2	1.000	3	6
Scoop Putnam	F	0	0	0	.000	0	0
LeRoy Edwards	C	7	7	2	.286	1	16
Charlie Shipp	G	0	3	3	1.000	1	3
Herm Witasek	G	4	3	1	.333	3	9
Walt Stankey	G	0	0	0	.000	0	0
TOTALS		<u>25</u>	<u>20</u>	<u>10</u>	<u>.500</u>	<u>16</u>	<u>60</u>

AKRON FIRESTONE	POS.	FG	FTA	FT	.PCT	PF	TP
Jerry Bush	F	3	0	0	.000	5	6
John Moir	F	7	2	1	.500	1	15
Tom Wukovits	F	4	1	1	1.000	3	9
John O'Brien	F	5	1	1	1.000	0	11
Paul Nowak	C	2	1	1	1.000	3	5
Jack Ozburn	G	0	3	2	.667	2	2
Howard Cable	G	2	9	9	1.000	4	13
Irv Terjeson	G	0	0	0	.000	0	0
TOTALS		<u>23</u>	<u>17</u>	<u>15</u>	<u>.883</u>	<u>18</u>	<u>61</u>

SCORE BY PERIODS	1st	2nd	3rd	4th	TP
Oshkosh Allstars	23	16	11	10	60
Akron Firestone Nonskids	21	18	13	9	61

OFFICIALS: Adolph Rupp, Kentucky and Jim Enright, Chicago.
 ATTENDANCE: 1200

WORLD PROFESSIONAL BASKETBALL TOURNAMENT

CHICAGO STADIUM

March 17, Harlem Globetrotters	50	vs.	Kenosha Bernacchi	26
March 18, Harlem Globetrotters	37	vs.	New York Rens	36
March 19, Harlem Globetrotters	34	vs.	Syracuse Reds	24
March 20, Harlem Globetrotters	31	vs.	Chicago Bruins	29

FINAL GAME


March 20, 1940

HARLEM GLOBETROTTERS	POS.	FG	FTA	FT	.PCT	PF	TP
Bernie Price	F	2	1	0	.000	1	4
Sonny Boswell	F	5	3	2	.666	2	12
Ted Strong	C	1	2	1	.500	5	3
Duke Cumberland	G-C	2	3	2	.666	2	6
Inman Jackson	G	0	1	0	.000	3	0
Willie Fawks	G	1	1	0	.000	0	2
Babe Pressley	G	2	1	0	.000	4	4
TOTALS		<u>13</u>	<u>12</u>	<u>5</u>	<u>.416</u>	<u>17</u>	<u>31</u>

CHICAGO BRUINS	POS.	FG	FTA	FT	.PCT	PF	TP
Elmer Johnson	F	1	4	2	.500	4	4
Wibs Kautz	F	2	3	1	.333	2	5
Mike Novak	C-F	3	3	1	.333	2	7
Stan Zadel	C	1	3	1	.333	0	3
Ed Crem	G	1	4	2	.500	1	2
Bob McLeod	G	1	1	0	.000	1	2
Willie Phillips	G	1	2	2	1.000	2	4
TOTALS		<u>10</u>	<u>20</u>	<u>9</u>	<u>.450</u>	<u>12</u>	<u>29</u>

SCORE BY PERIODS	1st	2nd	3rd	4th	TP
Harlem Globetrotters	9	8	4	10	31
Chicago Bruins	7	6	9	7	29

REFEREES: Kennedy, New York and Solodares, New York.



OSHKOSH ALL STARS 1940-41 SEASON

Nisbet

Putnam

Barle

Prasse

Edwards

Carpenter

Berry

Shipp

Witasek

Mueller



1940-41 SeasonFINAL STANDINGS

TEAM	W	L	PTS	TRK	OPPONENTS
Oshkosh Allstars	18	6	1,780	1015	607
Sheboygan Redskins	15	11	1,541	898	677
Green Firestones	12	11	1,361	1,014	971
Detroit Barles	12	12	1,500	973	1,043
Chicago Bruins	11	15	1,458	914	890
Arkona Goodyears	11	15	1,452	926	887
Hammond Glaxos	6	18	1,253	829	1,000

LEADING SCORERS

PLAYER	TEAM	G	PTS	FG	FTS	PTS.
Ben Stephens	Goodyears	24	98	67	263	10.9
Ed Sadowski	Detroit	24	93	67	257	10.7
Bill Hapac	Chicago	24	80	70	230	9.6
Wils Kautz	Chicago	21	94	39	227	10.8
Jack Osburn	Firestones	24	87	25	209	8.7
Bud Jannette	Detroit	23	75	54	204	8.0
Ralph Vaughn	Chicago	23	71	56	198	8.6
Bob Neu	Hammond	22	66	63	195	8.9
LeRoy Edwards	Oshkosh	23	57	76	190	8.3
John Pelkington	Goodyears	24	57	71	185	7.7
Bob Caliban	Detroit	23	69	40	178	7.7
Dar Hutchins	Hammond	24	69	29	168	7.0
Tom Wukovits	Firestones	24	55	45	155	6.5
Dave Quabius	Sheboygan	24	58	37	153	6.4
John Moir	Firestones	24	59	34	152	6.3

DEPARTMENT LEADERS

MOST TOTAL SCORING POINTS:	Ben Stephens	Goodyears	263
BEST AVERAGE POINTS PER GAME:	Ben Stephens	Goodyears	10.9
MOST FIELD GOALS MADE:	Ben Stephens	Goodyears	98
MOST FREE THROWS ATTEMPTED:	LeRoy Edwards	Oshkosh	121
MOST FREE THROWS MADE:	LeRoy Edwards	Oshkosh	76
BEST FREE THROW AVERAGE:	John Pelkington	Goodyears	.652
MOST PERSONAL FOULS:	John Pelkington	Goodyears	87
	Lou Barle	Oshkosh	87
MOST POINTS SCORED IN ONE GAME:	Bill Hapac	Chicago	25



WORLD PROFESSIONAL BASKETBALL TOURNAMENT

CHICAGO STADIUM

March 18, Detroit Eagles 58	vs.	Indianapolis Kautskys 40
March 18, Detroit Eagles 57	vs.	Harlem Globetrotters 50
March 18, Detroit Eagles 48	vs.	New York Pens 42
March 18, Detroit Eagles 59	vs.	Oshkosh Allstars 37

FINAL GAME

March 19, 1941

DETROIT EAGLES	POS.	FG	FTA	FT	.PCT	PF	TP
Rud Jeannotte	F	3	3	2	.667	4	3
Jake Ahearn	F	3	5	3	.600	1	4
Ed Badowski	C	3	6	5	.833	2	11
Jerry Bush	G	1	1	1	1.000	3	3
Bob Colihan	G	3	2	2	1.000	5	8
Jim Brown	C	0	0	0	.000	2	0
TOTALS		13	17	13	.765	17	39

OSHKOSH ALLSTARS	POS.	FG	FTA	FT	.PCT	PF	TP
Bob Carpenter	F	1	10	5	.600	2	3
Lou Barle	F	2	0	0	.000	4	4
Connie Mack Berry	F-C	3	2	1	.500	2	7
LeRoy Edwards	C	1	5	3	1.000	1	5
Charlie Shipp	C	1	3	1	.333	2	3
Irv Prasse	G	2	0	0	.000	2	4
James Putnam	G	0	0	0	.000	0	0
Hern Witasek	G	3	1	0	.000	2	3
TOTALS		13	19	11	.579	15	30

SCORING BY PERIODS	1st	2nd	3rd	4th	TT
Oshkosh Allstars	6	10	7	14	37
Detroit Eagles	14	12	9	4	39

REFEREES: Messinger, Brooklyn, N.Y. and Kriznecky, Chicago.

1941-42 SeasonFINAL STANDINGS


TEAM	W	L	.PCT	TEAM	OPPONENT
Oshkosh Allstars	20	4	.833	1183	987
Akron Goodyears	15	9	.625	1092	979
Ft. Wayne Zollner Pistons	15	9	.625	1129	1006
Indianapolis Kautskys	12	11	.518	982	947
Sheboygan Redskins	10	14	.414	942	1012
Chicago Bruins	8	15	.341	879	936
Toledo White Hats	3	21	.125	874	1128

LEADING SCORERS

PLAYER	TEAM	G	FG	FT	PTS.	AVG.
Chuck Chuckovits	Toledo	22	143	120	406	18.5
Bob McDermott	Ft. Wayne	21	115	47	277	13.2
LeRoy Edwards	Oshkosh	24	95	105	272	11.3
Jewell Young	Indianapolis	23	93	77	263	11.4
George Glamack	Goodyears	24	87	82	256	10.7
Ed Dancker	Sheboygan	24	95	47	243	10.1
Ben Stephens	Goodyears	24	81	30	215	8.9
Wibs Kautz	Chicago	20	84	41	209	10.5
Herm Schaefer	Ft. Wayne	24	86	36	208	8.7
Paul Armstrong	Ft. Wayne	24	69	61	197	8.2
Ralph Vaughn	Chicago	21	72	43	186	8.9
Charlie Shipp	Oshkosh	24	71	39	180	7.5
John Townsend	Indianapolis	22	85	35	178	8.0
Gene Englund	Oshkosh	23	82	42	168	7.3
Carlyle Towery	Ft. Wayne	24	83	4	180	8.7

DEPARTMENT LEADERS

MOST TOTAL SCORING POINTS:	Chuck Chuckovits	Toledo	406
BEST AVERAGE POINTS PER GAME:	Chuck Chuckovits	Toledo	18.5
MOST FIELD GOALS MADE:	Chuck Chuckovits	Toledo	143
MOST FREE THROWS ATTEMPTED:	Chuck Chuckovits	Toledo	120
MOST FREE THROWS MADE:	Chuck Chuckovits	Toledo	120
BEST FREE THROW AVERAGE:	Ben Stephens	Goodyears	.681
MOST PERSONAL FOULS:	Carlyle Towery	Ft. Wayne	32
MOST POINTS SCORED IN ONE GAME:	LeRoy Edwards	Oshkosh	35
		(Playoffs)	



CAPTAIN WITASEK

NATIONAL LEAGUE CHAMPIONS 1941-42
WORLD'S PROFESSIONAL CHAMPIONS 1942

OSHKOSH ALL-STARS 1941-42 SEASON

- Nesbitt Engdahl Shipp Komenich Englund Darling Edwards Berry Prasse Barle Riska



1941-42 NBL CHAMPIONSHIP PLAYOFF SERIES FOR THE SHAUGHNESSY TROPHY

March 4, Oshkosh Allstars 43 at Ft. Wayne Pistons 61

March 5, Ft. Wayne Pistons 60 at Oshkosh Allstars 68

March 6, Ft. Wayne Pistons 46 at Oshkosh Allstars 52

CHAMPIONSHIP GAME NO. 3

(3 Game Series)

South Park Jr. High School Gym

Oshkosh, Wisconsin

OSHKOSH ALLSTARS	POS.	FG	FTA	FT	.PCT	PF	TP
Tom Nesbit	F	1	1	1	1.000	0	3
Lou Barle	F	8	2	2	1.000	5	18
Ed Riska	F	1	3	3	1.000	1	5
Connie Mack Berry	F	0	0	0	.000	1	0
LeRoy Edwards	C	0	3	1	.333	2	1
Gene Englund	C	3	5	3	.600	4	9
Bill Komenich	G	0	5	3	.600	1	3
Charlie Shipp	G	3	3	3	1.000	3	9
Irv Prasse	G	2	2	0	.000	1	4
TOTALS		<u>18</u>	<u>24</u>	<u>16</u>	<u>.667</u>	<u>18</u>	<u>52</u>

FT. WAYNE PISTONS	POS.	FG	FTA	FT	.PCT	PF	TP
Paul Armstrong	F	11	2	1	.500	4	23
Herm Schaefer	F	0	0	0	.000	2	0
Dale Hamilton	F	1	3	1	.333	0	5
Red Oberbrunner	F	0	3	2	.667	0	2
Carlyle Towery	C	2	5	3	.600	5	7
Elmer Gainer	C	0	2	2	1.000	3	2
Bob McDermott	G	1	2	1	.500	5	3
Paul Birch x	G	2	3	2	.667	2	6
Jack Keller	G	0	0	0	.000	0	0
Don Berry	G	0	0	0	.000	0	0
TOTALS		<u>17</u>	<u>20</u>	<u>12</u>	<u>.600</u>	<u>21</u>	<u>46</u>

x Technical Foul

SCORE BY PERIOD	1st	2nd	3rd	4th	T
Ft. Wayne Zollner Pistons	11	16	11	8	46
Oshkosh Allstars	14	17	12	9	52

SPECIALS: Frank Kriznecky, Chicago and Ike Craig, Chicago.

ATTENDANCE: 2083

WORLD PROFESSIONAL BASKETBALL TOURNAMENT

CHICAGO STADIUM

March 8,	Oshkosh Allstars 44	vs.	Davenport Rockets 29
March 9,	Oshkosh Allstars 44	vs.	New York Rens 38
March 10,	Oshkosh Allstars 48	vs.	Harlem Globetrotters 41
March 11,	Oshkosh Allstars 43	vs.	Detroit Eagles 41

FINAL GAME

March 11, 1942

DETROIT EAGLES	POS.	FG	FTA	FT	.PCT	PF	TP
Bud Jeannette	F	4	3	3	1.000	4	11
Jake Ahearn	F	5	1	1	1.000	2	11
John Pelkington	C	1	5	2	.400	4	4
Jerry Bush	G	4	3	3	1.000	2	11
Lou Kasperik	G	1	2	0	.000	1	2
Ed Parry	G	1	0	0	.000	2	2
TOTALS		<u>16</u>	<u>14</u>	<u>9</u>	<u>.643</u>	<u>15</u>	<u>41</u>

OSHKOSH ALLSTARS	POS.	FG	FTA	FT	.PCT	PF	TP
Lou Barle	F	2	1	1	1.000	5	5
Ed Riska	F	4	4	3	.750	3	11
Connie Mack Berry	F	0	0	0	.000	0	0
Tom Nisbet	F	0	0	0	.000	0	0
LeRoy Edwards	C	2	1	1	1.000	1	5
Gene Englund	C	6	7	3	.429	2	15
Charlie Shipp	G	3	3	1	.333	0	7
Bill Komenich	G	0	0	0	.000	0	0
Irv Prasse	G	0	0	0	.000	1	0
TOTALS		<u>17</u>	<u>16</u>	<u>9</u>	<u>.563</u>	<u>12</u>	<u>43</u>

SCORE BY PERIODS	1st	2nd	3rd	4th	TP
Detroit Eagles	6	4	19	12	41
Oshkosh Allstars	8	12	11	12	43

REFEREES: Kennedy, New York and Kriznecky, Chicago.



1942-43 CHAMPION SHEBOYGAN REDSKINS

*Left to Right - Back Row: Herb Schultz, George Jablonski, Ed Dancker, Bill McDonald and Bob Schwartz. Coach Carl Roth
Front Row: Rube Lautenschlager, Bob Regh, Ken Suesens, Bud Jeannette and Dick Schulz.
Missing when picture taken: Ed Sadowski.*



1942-43 SeasonFINAL STANDINGS

TEAM	W	L	.PCT	TEAM	OPPONENT
Ft. Wayne Zollner Pistons	17	5	.736	1175	1069
Sheboygan Redskins	12	11	.522	994	1005
Oshkosh Allstars	11	12	.478	1022	1016
Chicago Studebakers	8	15	.346	1109	1169
Toledo Mudhens	0	5	.000	155	196

LEADING SCORERS

PLAYER	TEAM	G	FG	FT	PTS.	AVG.
Bob McDermott	Ft. Wayne	22	130	54	314	14.3
Ed Dancker	Sheboygan	22	97	53	247	11.2
Sonny Boswell	Chicago	22	88	58	234	10.6
Ralph Vaughn	Oshkosh	22	87	52	226	10.0
John Pelkington	Ft. Wayne	22	80	66	226	10.3
LeRoy Edwards	Oshkosh	23	75	74	224	9.7
Rube Lautenschlager	Sheboygan	23	88	39	215	9.3
Bernie Price	Chicago	22	60	81	201	8.2
Paul Armstrong	Ft. Wayne	22	68	57	193	8.8
Ken Buehler	Sheboygan	22	62	47	171	7.8
Duke Cumberland	Chicago	23	54	48	156	6.8
Carlyle Towery	Ft. Wayne	22	56	36	148	6.7
Charlie Shipp	Oshkosh	23	53	40	146	6.3
Mike Novak	Chicago	18	52	36	140	7.8
Gene Englund	Oshkosh	16	41	47	129	8.0

DEPARTMENT LEADERS

MOST TOTAL SCORING POINTS:	Bob McDermott	Ft. Wayne	314
BEST AVERAGE POINTS PER GAME:	Bob McDermott	Ft. Wayne	14.3
MOST FIELD GOALS MADE:	Bob McDermott	Ft. Wayne	130
MOST FREE THROWS ATTEMPTED:	Bernie Price	Chicago	133
MOST FREE THROWS MADE:	Bernie Price	Chicago	61
BEST FREE THROW AVERAGE:	Gene Englund	Oshkosh	.746
MOST PERSONAL FOULS:	Ed Dancker	Sheboygan	33
MOST POINTS SCORED IN ONE GAME:	Bob McDermott	Ft. Wayne	32

1942-43 NBL CHAMPIONSHIP PLAYOFF SERIES FOR THE JAMES NAISMITH TROPHY

March 1, Ft. Wayne Zollner Pistons 50 at Sheboygan Redskins 55

March 2, Ft. Wayne Zollner Pistons 50 at Sheboygan Redskins 45

March 9, Sheboygan Redskins 30 at Ft. Wayne Zollner Pistons 29

CHAMPIONSHIP GAME NO. 3

(3 Game Series)

North Side High School

Ft. Wayne, Indiana

SHEBOYGAN REDSKINS	POS.	FG	FTA	FT	.PCT	PF	TP
Rube Lautenschlager	F	2	2	1	.500	0	5
Buddy Jeannette	F	3	1	1	1.000	3	7
Bob Schwartz	F	2	1	0	.000	1	4
Ed Sadowski	F	0	0	0	.000	0	0
Ed Dancker	C	2	3	2	.667	2	6
George Jablenski	C	0	2	2	1.000	2	2
Ken Suesens	G	2	2	2	1.000	1	6
Bill McDonald	G	0	1	0	.000	1	0
TOTALS		<u>11</u>	<u>12</u>	<u>8</u>	<u>.667</u>	<u>10</u>	<u>30</u>

FT. WAYNE PISTONS	POS.	FG	FTA	FT	.PCT	PF	TP
Paul Armstrong	F	3	5	4	.800	2	10
Jerry Bush	F	4	2	0	.000	1	8
John Pelkington	C	1	2	1	.500	2	3
Carlyle Towery	C	0	1	0	.000	2	0
Bob McDermott	G	4	0	0	.000	0	8
Paul Birch	G	0	0	0	.000	3	0
Herm Schaefer	G	0	0	0	.000	0	0
TOTALS		<u>12</u>	<u>10</u>	<u>5</u>	<u>.500</u>	<u>10</u>	<u>29</u>

SCORE BY PERIODS	1st	2nd	3rd	4th	TP
Ft. Wayne Zollner Pistons	7	11	2	9	29
Sheboygan Redskins	9	11	1	9	30

OFFICIALS: Nat Messinger, Brooklyn and Jim Enright, Chicago.

ATTENDANCE: 4000

WORLD PROFESSIONAL BASKETBALL TOURNAMENT

CHICAGO STADIUM

March 15, Washington D. C. Bears 42 vs. Minneapolis Sparklers 21
 March 16, Washington D. C. Bears 38 vs. Dayton Bombers 30
 March 17, Washington D. C. Bears 43 vs. Oshkosh Allstars 31

FINAL GAME

March 17, 1943

OSHKOSH ALLSTARS	POS.	FG	FTA	FT	.PCT	PF	TP
Ralph Vaughn	F	3	1	0	.000	0	6
Tom Nisbet	F	2	2	0	.000	2	4
Bill Crossett	F	0	1	0	.000	0	0
Gene Englund	F-C	1	4	1	.250	4	3
LeRoy Edwards	C	1	5	5	1.000	3	7
Bob Carpenter	C-G	0	2	2	1.000	0	2
Charlie Shipp	G	1	3	1	.333	1	3
Dave Quabius	G	2	0	0	.000	5	4
Fred Rehm	G	1	0	0	.000	5	2
Connie Mack Berry	G	0	2	0	.000	2	0
TOTALS		11	20	9	.450	22	31

WASHINGTON BEARS	POS.	FG	FTA	FT	.PCT	PF	TP
Pop Gates	F	3	6	3	.500	3	9
Sonny Woods	F	1	4	1	.250	2	3
Clarence Bell	F	2	0	0	.000	1	4
Dolly King	C	1	3	1	.333	5	3
Charlie Isles	C	2	3	3	1.000	5	7
Tarz Cooper	C	0	1	1	1.000	1	1
Zack Clayton	G	1	3	3	1.000	2	5
John Isaacs	G	5	4	1	.250	1	11
TOTALS		15	24	13	.542	20	43

SCORE BY PERIODS	1st	2nd	3rd	4th	TP
Oshkosh Allstars	9	6	9	7	31
Washington D. C. Bears	19	8	8	8	43

REFEREES: Kennedy, New York and Messinger, Brooklyn, New York.

1943-44 SeasonFINAL STANDINGS


TEAM	W	L	.PCT	TEAM	OPPONENT
Ft. Wayne Zollner Pistons	18	4	.818	1022	901
Sheboygan Redskins	14	8	.636	918	900
Oshkosh Allstars	7	15	.320	964	999
Cleveland Chase Brassmen	3	15	.167	688	790

LEADING SCORERS

PLAYER	TEAM	G	FG	FT	PTS.	AVG.
Mel Riebe	Cleveland	18	113	98	324	18.0
Bob McDermott	Ft. Wayne	22	123	60	306	13.9
Clint Wager	Oshkosh	22	78	71	227	10.3
Ed Dancker	Sheboygan	22	73	52	198	9.0
Bud Jeannette	Ft. Wayne	22	69	47	185	8.4
Rube Lautenschlager	Sheboygan	21	67	29	163	7.8
Charlie Shipp	Oshkosh	20	51	33	148	7.4
John Pelkington	Ft. Wayne	20	46	39	131	6.6
Carlyle Towery	Ft. Wayne	22	48	33	129	5.9
Bill McDonald	Sheboygan	20	44	32	120	6.0
Willard Riebe	Cleveland	18	44	21	109	6.0
Tony Kelly	Sheboygan	18	38	29	105	5.8
Pete Lalich	Cleveland	17	44	21	104	6.1
Frank Sachse	Oshkosh	22	45	11	101	4.6
Ken Suesens	Sheboygan	22	35	30	100	4.6

DEPARTMENT LEADERS

MOST TOTAL SCORING POINTS:	Mel Riebe	Cleveland	324
BEST AVERAGE POINTS PER GAME:	Mel Riebe	Cleveland	18.0
MOST FIELD GOALS MADE:	Bob McDermott	Ft. Wayne	123
MOST FREE THROWS ATTEMPTED:	Mel Riebe	Cleveland	135
MOST FREE THROWS MADE:	Mel Riebe	Cleveland	98
BEST FREE THROW AVERAGE:	Bob McDermott	Ft. Wayne	.750
MOST PERSONAL FOULS:	Carlyle Towery	Ft. Wayne	74
MOST POINTS SCORED IN ONE GAME:	Mel Riebe	Cleveland	30



1943-44 CHAMPION FT. WAYNE ZOLLNER PISTONS

Left to Right - Back Row: Dale Hamilton, Jack Keller, Carlyle Towney, Elmer Gainer, Paul Birch and Carl Bennett (Mgr.)
Front Row: Don Berry, Red Oberbrunner, Coach Bob McDermott, Herm Schaefer and Paul Armstrong.



1943-44 NBL CHAMPIONSHIP PLAYOFF SERIES FOR THE JAMES NAISMITH TROPHY

March 9, Ft. Wayne Zollner Pistons 56 at Sheboygan Redskins 53

March 12, Ft. Wayne Zollner Pistons 36 at Sheboygan Redskins 26

March 14, Sheboygan Redskins 38 at Ft. Wayne Zollner Pistons 48

CHAMPIONSHIP GAME NO. 3

(5 Game Series)

North Side High School

Ft. Wayne, Indiana

SHEBOYGAN REDSKINS	POS.	FG	FTA	FT	.PCT	PF	TP
Rube Lautenschlager	F	1	2	1	.500	1	3
Bill McDonald	F	1	1	1	1.000	2	3
Dick Schulz	F	5	3	1	.333	2	11
Elmer Gainer	F	0	3	2	.667	1	2
Ed Dancker	C	4	2	2	1.000	5	10
Mike Novak	C	1	0	0	.000	0	2
Ken Suesens	G	1	4	3	.750	0	5
Tony Kelly	G	1	1	0	.000	0	2
John Orr	G	0	1	0	.000	1	0
TOTALS		14	17	10	.588	12	38

FT. WAYNE PISTONS	POS.	FG	FTA	FT	.PCT	PF	TP
Jerry Bush	F	2	3	2	.667	0	6
Chick Reiser	F	1	1	1	1.000	1	3
Paul Birch	F	2	1	0	.000	4	4
Carlyle Towery	C	3	3	2	.667	3	8
John Pelkington	C	3	0	0	.000	1	6
Bob McDermott	G	5	3	2	.667	2	12
Bud Jeannette	G	3	3	3	1.000	5	9
Dale Hamilton	G	0	0	0	.000	0	0
TOTALS		19	14	10	.714	16	48

SCORE BY PERIODS	1st	2nd	3rd	4th	TP
Ft. Wayne Zollner Pistons	17	15	5	12	48
Sheboygan Redskins	5	6	14	12	38

OFFICIALS: Nat Messinger, Brooklyn and Frank Kriznecky, Chicago.

ATTENDANCE: 4000

WORLD PROFESSIONAL BASKETBALL TOURNAMENT

CHICAGO STADIUM

March 22, Ft. Wayne Zollner Pistons 44 vs. Dayton Aviators 30
 March 24, Ft. Wayne Zollner Pistons 42 vs. New York Rens 38
 March 25, Ft. Wayne Zollner Pistons 45 vs. Brooklyn Eagles 33

FINAL GAME

March 25, 1944

FT. WAYNE PISTONS	POS.	FG	FTA	FT	.PCT	PF	TP
Carlyle Towery	F	3	0	0	.000	3	6
Jerry Bush	F	2	0	0	.000	2	4
Paul Birch	F	1	0	0	.000	0	2
John Pelkington	C	8	4	3	.750	3	19
Bob McDermott	G	7	0	0	.000	3	14
Dale Hamilton	G	0	0	0	.000	0	0
TOTALS		<u>21</u>	<u>4</u>	<u>3</u>	<u>.750</u>	<u>11</u>	<u>45</u>

BROOKLYN EAGLES	POS.	FG	FTA	FT	.PCT	PF	TP
Bob Tough	F	3	5	5	1.000	1	11
Bernie Oppen	F	5	1	1	1.000	1	11
Joe Bellis	F	0	0	0	.000	0	0
Ken Connors	C	1	0	0	.000	1	2
Dutch Garfinkle	G	2	2	2	1.000	2	6
Mickey Rottner	G	1	3	1	.333	1	3
Christ Christy	G	0	0	0	.000	0	0
TOTALS		<u>12</u>	<u>11</u>	<u>9</u>	<u>.818</u>	<u>6</u>	<u>33</u>

SCORE BY PERIODS	1st	2nd	3rd	4th	TP
Ft. Wayne Zollner Pistons	10	12	11	12	45
Brooklyn Eagles	8	8	9	8	33

REFEREES: Messinger, Brooklyn, New York and Kriznecky, Chicago.



1945 CHAMPION FT. WAYNE ZOLLNER PISTONS

Left to Right - First Row: Bud Jeannette, Bob McDermott, Paul Armstrong.

Second Row: Jerry Bush, Chick Reiser, Bob Tough, Charlie Shipp.

Third Row: Carl Bennett (manager), John Pelkington, Bob Kinney, Ed Sadowski, Fred Zollner (sponsor).

Rice Levane Rich Glamack Connors Graham

Garfinkel Davies Holtzman Cervi Vohrees



1944-45 Season

FINAL STANDINGS

Western Division

TEAM	W	L	.PCT	TEAM	OPPONENT
Sheboygan Redskins	19	11	.633	1487	1379
Chicago American Gears	14	16	.462	1544	1618
Oshkosh Allstars	12	18	.400	1407	1437

Eastern Division

TEAM	W	L	.PCT	TEAM	OPPONENT
Ft. Wayne Zollner Pistons	25	5	.833	1719	1507
Cleveland Allmen Transfers	13	17	.431	1530	1541
Pittsburg Raiders	7	23	.233	1479	1684

LEADING SCORERS

PLAYER	TEAM	G	FG	FT	PTS.	AVG.
Mel Riebe	Cleveland	30	224	160	605	20.2
Bob McDermott	Ft. Wayne	30	257	87	601	20.0
Stan Patrick	Chicago	28	186	85	457	16.3
LeRoy Edwards	Oshkosh	30	125	158	408	13.6
Huck Hartman	Pittsburgh	30	126	76	328	10.9
Dick Triptow	Chicago	30	113	83	309	10.3
Ed Dancker	Sheboygan	30	111	60	282	9.0
Mike Byztura	Cleveland	30	113	42	268	8.9
Bud Jeannette	Ft. Wayne	27	89	82	260	9.6
John Pelkington	Ft. Wayne	30	84	77	245	8.2
Dick Schulz	Sheboygan	29	85	71	241	8.3
Frank Evans	Pittsburgh	28	97	46	240	8.3
Mike Novak	Sheboygan	27	87	60	234	8.7
Tom Wukovits	Cleveland	25	80	72	232	9.3
Bill McDonald	Chicago	30	81	68	230	7.7

DEPARTMENT LEADERS

MOST TOTAL SCORING POINTS:	Mel Riebe	Cleveland	605
BEST AVERAGE POINTS PER GAME:	Mel Riebe	Cleveland	20.2
MOST FIELD GOALS MADE:	Bob McDermott	Ft. Wayne	257
MOST FREE THROWS ATTEMPTED:	Mel Riebe	Cleveland	271
MOST FREE THROWS MADE:	Mel Riebe	Cleveland	160
BEST FREE THROW AVERAGE:	Bud Jeannette	Ft. Wayne	.738
MOST PERSONAL FOULS:	Bob McDermott	Ft. Wayne	103
MOST POINTS SCORED IN ONE GAME:	Stan Patrick	Chicago	38

1944-45 NBL CHAMPIONSHIP PLAYOFF SERIES FOR THE JAMES NAISMITH TROPHY

March 11, Ft. Wayne Zollner Pistons 53 at Sheboygan Redskins 65
 March 12, Ft. Wayne Zollner Pistons 47 at Sheboygan Redskins 50
 March 15, Sheboygan Redskins 47 at Ft. Wayne Zollner Pistons 58
 March 16, Sheboygan Redskins 41 at Ft. Wayne Zollner Pistons 58
 March 18, Sheboygan Redskins 49 at Ft. Wayne Zollner Pistons 59

CHAMPIONSHIP GAME NO. 5
 (5 Game Series)
 North Side High School
 Ft. Wayne, Indiana

SHEBOYGAN REDSKINS	POS.	FG	FTA	FT	.PCT	PF	TP
Dick Schulz	F	2	8	7	.875	2	11
Al Lucas	F	4	1	1	1.000	2	9
Bob Holm	F	3	7	5	.714	2	11
Al Moschetti	F	1	0	0	.000	0	2
Ed Dancker	C	2	2	1	.500	5	5
Mike Novak	G-C	1	6	2	.333	2	4
Rube Lautenschlager	G	1	2	2	1.000	2	4
Tony Kelly	G	1	2	1	.500	0	3
TOTALS		15	28	19	.679	15	49

FT. WAYNE PISTONS	POS.	FG	FTA	FT	.PCT	PF	TP
Bud Jeannette	F	3	3	2	.667	3	6
Jerry Bush	F	1	3	3	1.000	2	5
Chick Reiser	F	3	3	2	.667	5	8
John Pelkington	C	2	1	1	1.000	1	5
Ed Sadowski	C	2	3	1	.333	3	5
Jim Glass	C	1	0	0	.000	0	2
Bob McDermott	G	9	1	1	1.000	3	19
Bob Synnott	G	1	1	1	1.000	4	5
Charlie Shipp	G	1	0	0	.000	1	2
Paul Birch	G	0	2	2	1.000	1	2
TOTALS		23	17	13	.765	23	55

SCORE BY PERIODS	1st	2nd	3rd	4th	TOT
Ft. Wayne Zollner Pistons	13	19	17	10	59
Sheboygan Redskins	7	11	14	17	49

OFFICIALS: Nat Messinger, Brooklyn and Frank Kriznecky, Chicago.
 ATTENDANCE: 4000

WORLD PROFESSIONAL BASKETBALL TOURNAMENT

CHICAGO STADIUM

March 21, Ft. Wayne Zollner Pistons 63 vs. Oshkosh Allstars 52
 March 23, Ft. Wayne Zollner Pistons 68 vs. New York Rens 45
 March 25, Ft. Wayne Zollner Pistons 78 vs. Dayton Acmes 52

FINAL GAME

March 25, 1945

FT. WAYNE PISTONS	POS.	FG	FTA	FT	.PCT	PF	TP
Jerry Bush	F	3	3	3	1.000	3	9
Bud Jeannette	F	7	4	4	1.000	3	18
Bob Synnott	F	2	0	0	.000	0	4
John Pelkington	C	4	5	4	.800	4	12
Ed Sadowski	C	3	4	3	.750	4	9
Chick Reiser	G	3	3	3	1.000	4	9
Bob McDermott	G	6	4	3	.750	4	15
Charlie Shipp	G	1	0	0	.000	0	2
TOTALS		29	23	20	.869	22	78
DAYTON ACMES	POS.	FG	FTA	FT	.PCT	PF	TP
Mac McNeill	F	5	5	5	1.000	4	15
Gar Gardecki	F	1	1	0	.000	4	2
John Mahnken	C	7	5	2	.400	4	16
Hans Hansen	G	4	10	3	.300	5	11
John Schick	G	1	0	0	.000	2	2
Al Negratti	G	2	2	2	1.000	3	6
TOTALS		20	23	12	.522	22	52
SCORE BY PERIODS		1st	2nd	3rd	4th	TP	
Dayton Acmes		10	8	27	7	52	
Ft. Wayne Zollner Pistons		18	22	15	22	78	

REFEREES: Messinger, Brooklyn, New York and Mansfield, Madison, Wis.

1945-46 Season

FINAL STANDINGS

Western Division

TEAM	W	L	.PCT	TEAM	OPPONENT
Sheboygan Redskins	21	13	.617	1736	1689
Oshkosh Allstars	19	15	.558	1815	1682
Chicago American Gears	17	17	.500	1649	1751
Indianapolis Kautskys	10	22	.313	1484	1596

Eastern Division

TEAM	W	L	.PCT	TEAM	OPPONENT
Ft. Wayne Zollner Pistons	26	8	.765	1998	1733
Rochester Royals	24	10	.705	1930	1729
Youngstown Bears	13	20	.394	1519	1665
Cleveland Allmen Transfers	4	29	.121	1515	1856

LEADING SCORERS

PLAYER	TEAM	G	FG	FT	PTS.	AVG.
Bob Carpenter	Oshkosh	34	186	101	473	13.9
Bob McDermott	Ft. Wayne	34	184	90	458	13.5
George Glamack	Rochester	34	152	116	420	12.4
Ed Dancker	Sheboygan	33	162	69	393	11.9
Red Holzman	Rochester	34	144	77	365	10.7
LeRoy Edwards	Oshkosh	34	124	118	366	10.8
Ed Sadowski	Ft. Wayne	34	122	82	326	9.6
Stan Patrick	Chicago	33	123	66	312	9.5
Mike Novak	Sheboygan	34	111	89	311	9.1
Bud Jeannette	Ft. Wayne	34	99	105	303	8.3
Al Cervi	Rochester	28	112	77	301	10.8
Frank Baumholtz	Youngstown	26	99	76	274	10.5
Bob Calihan	Chicago	31	109	52	270	8.7
Moe Becker	Youngstown	30	114	40	268	8.9
Jerry Steiner	Indianapolis	31	105	58	268	8.6

DEPARTMENT LEADERS

MOST TOTAL SCORING POINTS:	Bob Carpenter	Oshkosh	473
BEST AVERAGE POINTS PER GAME:	Bob Carpenter	Oshkosh	13.9
MOST FIELD GOALS MADE:	Bob Carpenter	Oshkosh	186
MOST FREE THROWS ATTEMPTED:	LeRoy Edwards	Oshkosh	199
MOST FREE THROWS MADE:	LeRoy Edwards	Oshkosh	118
BEST FREE THROW AVERAGE:	Huck Hartmann	Youngstown	.787
MOST PERSONAL FOULS:	Ed Dancker	Sheboygan	123
MOST POINTS SCORED IN ONE GAME:	Bob Carpenter	Oshkosh	40
DISQUALIFICATIONS:	Ed Dancker	Sheboygan	14

TRICE

LEVANE

TRICH

SLAMACK

GRADWIGS

GRAHAM

GARFINKEL

DAVIES

HOLTZMAN

CERVI

VOHREES





1945-46 NBL CHAMPIONSHIP PLAYOFF SERIES FOR THE JAMES NAISMITH TROPHY

March 19, Sheboygan Redskins 50 at Rochester Royals 60
 March 21, Sheboygan Redskins 54 at Rochester Royals 61
 March 24, Rochester Royals 66 at Sheboygan Redskins 48

CHAMPIONSHIP GAME NO. 3
 (5 Game Series)
 Sheboygan Armory
 Sheboygan, Wisconsin

SHEBOYGAN REDSKINS	POS.	FG	FTA	FT	.PCT	PF	TP
Steve Sharkey	F	4	4	2	.500	2	10
Dick Schulz	F	0	4	2	.500	4	2
Mike Novak	F	5	2	2	1.000	2	12
Al Grenert	F	2	1	0	.000	0	4
John Kotz	F	2	1	1	1.000	1	5
Ed Dancker	C	2	3	0	.000	2	4
Kleg Hermsen	C	1	0	0	.000	1	2
Bob Holm	G	3	1	1	1.000	5	7
Tony Kelly	G	0	0	0	.000	0	0
Mickey Rottner	G	0	2	0	.000	0	0
Don Harvey	G	1	0	0	.000	0	2
TOTALS		20	18	8	.444	17	48

ROCHESTER ROYALS	POS.	FG	FTA	FT	.PCT	PF	TP
Bob Davies	F	5	3	2	.667	4	12
Al Cervi	F	4	6	5	.833	1	13
Bob Fitzgerald	F	0	1	0	.000	1	0
Otto Graham	F	0	0	0	.000	0	0
Bob Voorhees	F	0	0	0	.000	0	0
John Mahnken	C	5	4	3	.750	4	13
George Glamack	C	3	0	0	.000	0	6
Red Holzman	G	7	2	2	1.000	1	16
Al Negratti	G	2	3	2	.667	5	6
Fuzzy Levane	G	0	0	0	.000	0	0
Dutch Garfinkel	G	0	0	0	.000	0	0
TOTALS		26	19	14	.737	16	66

SCORE BY PERIODS	1st	2nd	3rd	4th	TP
Rochester Royals	15	13	20	18	66
Sheboygan Redskins	15	12	6	15	48

OFFICIALS: Nat Messinger, Brooklyn and Frank Kriznecky, Chicago.
 ATTENDANCE: 3500

WORLD PROFESSIONAL BASKETBALL TOURNAMENT

CHICAGO STADIUM

March 29, Ft. Wayne Zollner Pistons 65.	vs.	Midland Dow Chemicals 62
March 30, Ft. Wayne Zollner Pistons 52	vs.	Oshkosh Allstars 61
April 3, Ft. Wayne Zollner Pistons 50	vs.	Baltimore Bullets 49
April 5, Ft. Wayne Zollner Pistons 59	vs.	Oshkosh Allstars 61
April 7, Ft. Wayne Zollner Pistons 56	vs.	Oshkosh Allstars 47
April 8, Ft. Wayne Zollner Pistons 73	vs.	Oshkosh Allstars 57

FINAL GAME

April 8, 1946

OSHKOSH ALLSTARS	POS.	FG	FTA	FT	.PCT	PF	TP
Bob Carpenter	F	1	2	1	.500	1	3
LeRoy Edwards	F	9	13	6	.462	5	24
Ed Riska	F	0	4	3	.750	0	3
Fred Rehm	F	1	2	2	1.000	3	4
Gene Englund	C	1	0	0	.000	0	2
Clint Wager	C	3	2	0	.000	2	6
Irv Prasse	G	0	1	1	1.000	2	1
Bob Feerick	G	5	3	3	1.000	3	13
Bud Engdahl	G	0	1	1	1.000	1	1
TOTALS		20	28	17	.607	17	57

FT. WAYNE PISTONS	POS.	FG	FTA	FT	.PCT	PF	TP
John Pelkington	F	2	6	6	1.000	5	10
Bob Tough	F	5	0	0	.000	1	10
Ed Sadowski	C	7	1	0	.000	3	14
Bob Kinney	C	1	1	1	1.000	1	3
Jerry Bush	G-F	3	0	0	.000	2	6
Chick Reiser	G	3	2	2	1.000	3	8
Bob McDermott	G	8	5	4	.800	4	20
Charlie Shipp	G	0	1	0	.000	2	0
Bud Jeannette	G	0	2	2	1.000	0	2
Paul Armstrong	G	0	0	0	.000	2	0
TOTALS		29	19	15	.789	25	73

SCORE BY PERIODS	1st	2nd	3rd	4th	TP
Oshkosh Allstars	17	15	9	16	57
Ft. Wayne Zollner Pistons	21	18	14	20	73

REFEREES: Messinger, Brooklyn, New York and Kriznecky, Chicago.



ROCHESTER, N.Y. ROYALS

CHAMPIONS, EASTERN DIVISION — NATIONAL BASKETBALL LEAGUE
1946-47

Frank Beatty (7), Al Negratti (9), Wilbur Coven (10), Robert Davies (11), Wm. "Dolly" King (12), A. "Fuzzy" LeVane (13), Al Cervi (15), W. "Red" Holzman (16), Arnie Johnson (17), George Glammack (20), Bob Gauchat (8).



1946-47 Season

FINAL STANDINGS

Western Division

TEAM	W	L	.PCT	TEAM	OPPONENT
Oshkosh Allstars	28	16	.636	2554	2432
Indianapolis Kautskys	27	17	.611	2503	2337
Sheboygan Redskins	26	18	.591	2400	2339
Chicago American Gears	26	18	.591	2568	2389
Anderson Duffey Packers	24	20	.545	2628	2571
Detroit Gems	4	40	.091	2138	2773

TEAM	W	L	.PCT	TEAM	OPPONENT
Rochester Royals	31	13	.705	2768	2484
Ft. Wayne Zollner Pistons	25	19	.568	2565	2447
Syracuse Nationals	21	23	.477	2456	2442
Toledo Jeeps	21	23	.477	2540	2499
Moline Blackhawks	19	25	.432	2160	2279
Youngstown Bears	12	32	.267	2355	2643

LEADING SCORERS

PLAYER	TEAM	G	FG	FT	PTS.	AVG.
Al Cervi	Rochester	44	228	176	632	14.4
Fred Lewis	Sheboygan	44	230	125	585	13.3
Arnie Risen	Indianapolis	44	204	174	582	13.2
Hal Tidrick	Toledo	44	232	115	579	13.1
Don Otten	Moline	44	196	169	561	12.8
George Sobeck	Toledo	42	186	179	551	13.1
Red Holzman	Rochester	44	227	74	528	12.0
Bob Carpenter	Oshkosh	44	199	117	515	11.7
Bob Calihan	Chicago	44	196	92	484	11.0
Gene Englund	Oshkosh	44	187	105	479	10.9
Jerry Rizzo	Syracuse	44	155	169	479	10.9
Luther Harris	Sheboygan	44	170	127	467	10.6
Bob McDermott	Chicago	41	182	99	463	11.3
Bob Davies	Rochester	32	166	130	462	14.4
Howie Schultz	Anderson	41	155	147	457	11.1

DEPARTMENT LEADERS

MOST TOTAL SCORING POINTS:	Al Cervi	Rochester	632
BEST AVERAGE POINTS PER GAME:	Al Cervi	Rochester	14.4
	Bob Davies	Rochester	14.4
MOST FIELD GOALS MADE:	Hal Tidrick	Toledo	232
MOST FREE THROWS ATTEMPTED:	Arnie Risen	Indianapolis	276
MOST FREE THROWS MADE:	George Sobeck	Toledo	179
BEST FREE THROW AVERAGE:	Bruce Hale	Chicago	.822
MOST PERSONAL FOULS:	Chick Reiser	Ft. Wayne	153
MOST POINTS SCORED IN ONE GAME:	George Sobeck	Toledo	53
DISQUALIFICATION:	Bill Farrow	Youngstown	16

1946-47 NBL CHAMPIONSHIP PLAYOFF SERIES FOR THE JAMES NAISMITH TROPHY

April 4, Chicago American Gears 65 at Rochester Royals 71
 April 6, Chicago American Gears 67 at Rochester Royals 63
 April 7, Rochester Royals 70 at Chicago American Gears 78
 April 9, Rochester Royals 68 at Chicago American Gears 79

CHAMPIONSHIP GAME NO. 4
 (5 Game Series)
 International Amphitheater
 Chicago, Illinois

CHICAGO AMERICAN GEARS	POS.	FG	FTA	FT	.PCT	PF	TP
Bob Calihan	F	11	1	0	.000	2	22
Max Morris	F	0	0	0	.000	1	0
Bruce Hale	F	4	6	3	.500	2	11
Stan Szukala	F	0	0	0	.000	0	0
George Mikan	C	5	8	4	.500	4	14
George Ratkovicz	C	1	0	0	.000	3	2
Bob McDermott	G	6	4	3	.750	4	15
Dick Triptow	G	0	2	1	.500	1	1
Stan Patrick	G	5	0	0	.000	2	10
Price Brookfield	G	2	0	0	.000	1	4
Art Stoeffen	G	0	0	0	.000	0	0
TOTALS		<u>34</u>	<u>21</u>	<u>11</u>	<u>.524</u>	<u>20</u>	<u>79</u>

ROCHESTER ROYALS	POS.	FG	FTA	FT	.PCT	PF	TP
Fuzzy Levane	F	1	3	3	1.000	1	5
Bob Davies	F	3	4	4	1.000	1	10
Dolly King	F	2	2	2	1.000	3	6
George Glamack	C	7	3	3	1.000	3	17
Wilbur Coven	C	0	1	0	.000	0	0
Al Cervi	G	4	5	4	.800	3	12
Red Holzman	G	4	6	4	.667	5	12
Al Negretti	G	1	2	2	1.000	0	4
Frank Beatty	G	1	0	0	.000	0	2
TOTALS		<u>23</u>	<u>26</u>	<u>22</u>	<u>.846</u>	<u>16</u>	<u>68</u>

SCORE BY PERIODS	1st	2nd	3rd	4th	TP
Chicago American Gears	17	20	20	22	79
Rochester Royals	24	8	19	17	68

OFFICIALS: Spike Garnish, Rochester and Chuck Chuckovits, Toledo.
 ATTENDANCE: 7200

WORLD PROFESSIONAL BASKETBALL TOURNAMENT

CHICAGO STADIUM

April 7, Indianapolis Kautskys 65 vs. Moline Blackhawks 56
 April 9, Indianapolis Kautskys 59 vs. Oshkosh Allstars 38
 April 10, Indianapolis Kautskys 62 vs. Toledo Jeeps 47

FINAL GAME

April 10, 1947

INDIANAPOLIS KAUTSKYS	POS.	FG	FTA	FT	.PCT	PF	TP
Leo Klier	F	6	0	0	.000	3	12
Gus Doerner	F	4	1	1	1.000	3	9
Herm Schaefer	F	3	1	1	1.000	1	7
Woody Norris	F	1	0	0	.000	0	2
Arnie Risen	C	3	2	0	.000	2	6
Ernie Andres	G	4	4	3	.750	3	11
Bob Dietz	G	2	0	0	.000	1	4
Bill Closs	G	5	0	0	.000	1	10
Roy Pugh	G	0	2	1	.500	0	1
TOTALS		<u>28</u>	<u>10</u>	<u>6</u>	<u>.600</u>	<u>14</u>	<u>62</u>

TOLEDO JEEPS	POS.	FG	FTA	FT	.PCT	PF	TP
Hal Tidrick	F	3	3	1	.333	0	7
Paul Seymour	F	1	0	0	.000	2	2
Dick Mehen	F	1	1	1	1.000	0	3
George Soback	F	7	8	6	.750	1	20
Bob Gerber	C	5	1	0	.000	1	10
Dale Hamilton	C	0	0	0	.000	1	0
Joe Patenelli	C	0	0	0	.000	1	0
John Schick	G	1	5	3	.600	3	5
Jules Rivlin	G	0	0	0	.000	0	0
Frank Gilhooley	G	0	0	0	.000	0	0
TOTALS		<u>18</u>	<u>18</u>	<u>11</u>	<u>.611</u>	<u>9</u>	<u>47</u>

SCORE BY PERIODS	1st	2nd	3rd	4th	TP
Indianapolis Kautskys	13	17	17	15	62
Toledo Jeeps	14	15	9	9	47

REFEREES: Kriznecky, Chicago and Pecararo, Chicago.

1947-48 Season

FINAL STANDINGS

Western Division

TEAM	W	L	.PCT	TEAM	OPPONENT
Minneapolis Lakers	45	17	.717	3832	3486
Tri-Cities Blackhawks	30	30	.500	3654	3666
Oshkosh Allstars	29	31	.475	3604	3588
Indianapolis Kautskys	24	35	.407	3551	3752
Sheboygan Redskins	23	37	.383	3405	3654


TEAM	W	L	.PCT	TEAM	OPPONENT
Rochester Royals	44	16	.733	3879	3360
Anderson Duffey Packers	42	18	.700	3898	3666
Ft. Wayne Zollner Pistons	40	20	.667	3590	3426
Syracuse Nationals	24	36	.400	3546	3672
Toledo Jeeps	22	37	.373	3257	3345
Flint Dow Chemicals	8	52	.133	3505	4164

LEADING SCORERS

PLAYER	TEAM	G	FG	FT	PTS.	AVG.
George Mikan	Minneapolis	56	406	383	1195	21.3
Don Otten	Tri-Cities	60	282	260	824	13.7
Arnie Risen	Rochester	59	275	237	787	13.3
Bob Calihan	Flint	55	265	255	785	14.3
Marko Todorovich	Sheboygan	60	277	225	779	13.0
Jim Pollard	Minneapolis	58	310	140	760	12.9
Gene Englund	Oshkosh	58	246	242	734	12.9
Stan Von Nieda	Tri-Cities	60	276	174	726	12.1
Hal Tidrick	Toledo	59	267	189	723	13.7
Jim Homer	Syracuse	56	250	198	698	12.3
Frank Brian	Anderson	59	255	158	668	11.3
Al Cervi	Rochester	50	233	187	653	13.1
John Hargis	Anderson	59	232	172	636	10.8
Leo Klier	Indianapolis	56	228	156	612	10.9
Red Holzman	Rochester	60	246	117	609	10.2

DEPARTMENT LEADERS

MOST TOTAL SCORING POINTS:.	George Mikan	Minneapolis	1195
BEST AVERAGE POINTS PER GAME:	George Mikan	Minneapolis	21.3
MOST FIELD GOALS MADE:	George Mikan	Minneapolis	406
MOST FREE THROWS ATTEMPTED:	George Mikan	Minneapolis	309
MOST FREE THROWS MADE:	George Mikan	Minneapolis	383
BEST FREE THROW AVERAGE:	Hal Tidrick	Toledo	.777
MOST PERSONAL FOULS:	Harry Boycoff	Toledo	219
MOST POINTS SCORED IN ONE GAME:	George Mikan	Minneapolis	42
DISQUALIFICATIONS:	Ed Dancker	Sheboygan	17



**1948 WORLD CHAMPION LAKERS — 1948
NATIONAL PROFESSIONAL BASKETBALL LEAGUE**

*Left to Right: Herm Schaefer, Don Carlson, Paul Napolitano, Tony Jaros, Don Smith,
John Jorgensen, Jack Dwan, Jim Pollard, George Mikan.*



1947-48 NBL CHAMPIONSHIP PLAYOFF SERIES FOR THE JAMES NAISMITH TROPHY

April 13, Rochester Royals 72 at Minneapolis Lakers 80
 April 14, Rochester Royals 67 at Minneapolis Lakers 82
 April 16, Rochester Royals 74 at Minneapolis Lakers 60
 April 18, Minneapolis Lakers 75 at Rochester Royals 65

CHAMPIONSHIP GAME NO. 4
 (5 Game Series)
 Edgerton Park Sports Arena
 Rochester, New York

ROCHESTER ROYALS	POS	FG	FTA	FT	.PCT	PF	TR
Bob Davies	F	7	11	6	.575	2	20
Andy Duncan	F	5	1	0	.000	2	10
George Ratkovicz	C	1	3	0	.000	3	2
Arne Johnson	C	8	2	2	1.000	1	18
Red Holzman	G	3	1	1	1.000	0	7
Bob Wanzer	G	1	3	3	1.000	0	8
Bill Calhoun	G	1	1	1	1.000	3	7
TOTALS		<u>28</u>	<u>22</u>	<u>13</u>	<u>.690</u>	<u>11</u>	<u>85</u>
MINNEAPOLIS LAKERS	POS	FG	FTA	FT	.PCT	PF	TR
Jim Pollard	F	8	5	3	.600	4	19
Tony Jaros	F	2	0	0	.000	2	4
Don Smith	F	1	0	0	.000	0	2
George Mikan	C	12	3	3	1.000	3	27
Jack Dwan	G	5	0	0	.000	3	10
John Jorgenson	G	2	1	0	.000	3	4
Herm Schaefer	G	3	3	3	1.000	2	9
Paul Napolitano	G	0	1	0	.000	0	0
TOTALS		<u>33</u>	<u>13</u>	<u>9</u>	<u>.692</u>	<u>17</u>	<u>75</u>
SCORE BY PERIODS		1st	2nd	3rd	4th	TR	
Rochester Royals		18	17	14	16	65	
Minneapolis Lakers		22	21	21	11	75	

OFFICIALS: Max Tabacchi, New York and Phil Fox, New York.
 ATTENDANCE: 4200

WORLD PROFESSIONAL BASKETBALL TOURNAMENT

CHICAGO STADIUM

April 7, Minneapolis Lakers 98 vs. Wilkes-Barrie Barons 48
 April 8, Minneapolis Lakers 59 vs. Anderson Duffey Packers 56
 April 11, Minneapolis Lakers 75 vs. New York Rens 71

FINAL GAME


April 11, 1948

MINNEAPOLIS LAKERS	POS.	FG	FTA	FT	.PCT	PF	TP
Jim Pollard	F	6	2	2	1.000	5	14
Tony Jaros	F	0	0	0	.000	4	0
Don Smith	F	1	1	1	1.000	2	3
John Jorgenson	F	1	1	1	1.000	3	3
George Mikan	C	14	15	12	.800	4	40
Herm Schaefer	G	3	3	3	1.000	1	9
Jack Dwan	G	1	0	0	.000	2	2
Paul Napolitano	G	2	0	0	.000	2	4
TOTALS		<u>28</u>	<u>22</u>	<u>19</u>	<u>.884</u>	<u>24</u>	<u>75</u>

NEW YORK RENS	POS.	FG	FTA	FT	.PCT	PF	TP
George Crowe	F	6	2	0	.000	4	12
Duke Cumberland	F	5	5	4	.800	1	14
Paul Younger	F	0	0	0	.000	0	0
Nat Clifton	C	8	14	8	.571	4	24
Dolly King	C	0	0	0	.000	3	0
Jim Usry	G	1	1	1	1.000	1	3
Sonny Woods	G	1	6	0	.000	4	2
Pop Gates	G	7	3	2	.666	2	16
TOTALS		<u>28</u>	<u>31</u>	<u>15</u>	<u>.484</u>	<u>19</u>	<u>71</u>

SCORE BY PERIODS	1st	2nd	3rd	4th	TP
Minneapolis Lakers	18	25	14	18	75
New York Rens	17	18	20	16	71

REFEREES: Kennedy, New York and Kriznecky, Chicago.



CHAMPION - ANDERSON DUFFEY PACKERS

Front Row (Left to Right): Frank Gates, Ralph Johnson, Murray Mendenhall, Jr., Frank Brian, John Hargis.
Back Row: Murray Mendenhall, coach, Dillard Crocker, Milo Komenich, Howard Schultz,
Bill Closs, Ed Stanczak, Ike Duffey, President.



1948-49 Season

FINAL STANDINGS

Western Division

TEAM	W	L	.PCT	TEAM	OPPONENT
Oshkosh Allstars	37	27	.578	3889	3775
Tri-Cities Blackhawks	36	28	.563	4183	3999
Sheboygan Redskins	35	29	.547	4069	3941
Waterloo Hawks	30	32	.484	3642	3662
Denver Nuggets	18	44	.290	3610	3970

TEAM	W	L	.PCT	TEAM	OPPONENT
Anderson Duffey Packers	49	15	.766	4614	4039
Syracuse Nationals	40	22	.635	4114	4022
Hammond Calumet Buccaneers	21	41	.339	3734	4016
Detroit Vagabond Kings-	2	17	.105	1161	1428
Dayton Rens	14	27	.341	2369	2458

LEADING SCORERS

PLAYER	TEAM	G	FG	FT	PTS.	AVG.
Don Otten	Tri-Cities	64	303	298	904	14.1
Gene Englund	Oshkosh	63	285	281	851	13.5
Dick Mehen	Waterloo	62	318	212	848	13.7
Adolph Schayes	Syracuse	62	272	267	811	12.8
Ward Gibson	Tri-Cities	63	293	223	809	12.8
Harry Boycoff	Waterloo	61	292	191	775	12.7
Al Cervi	Syracuse	57	204	287	695	12.2
Marko Todorovich	Sheboygan	60	239	170	648	10.8
Stan Von Niede	Tri-Cities	64	247	148	642	10.3
Frank Brian	Anderson	64	216	201	633	9.9
Noble Jorgenson	Sheboygan	64	218	194	630	9.6
Milo Komenich	Anderson	64	243	124	610	9.5
Jim Darden	Denver	58	197	193	587	10.1
Ed Stanczak	Anderson	64	191	202	584	9.1
Howie Schultz	Anderson	63	172	183	527	8.5

DEPARTMENT LEADERS

MOST TOTAL SCORING POINTS:	Don Otten	Tri-Cities	904
BEST AVERAGE POINTS PER GAME:	Don Otten	Tri-Cities	14.1
MOST FIELD GOALS MADE:	Dick Mehen	Waterloo	318
MOST FREE THROWS ATTEMPTED:	Don Otten	Tri-Cities	427
MOST FREE THROWS MADE:	Don Otten	Tri-Cities	298
BEST FREE THROW AVERAGE:	Gene Englund	Oshkosh	.747
MOST PERSONAL FOULS:	Joe Camic	Hammond	295
MOST POINTS SCORED IN ONE GAME:	William Gates	Dayton	37
DISQUALIFICATIONS:	Harry Boycoff	Waterloo	28

1948-49 NBL CHAMPIONSHIP PLAYOFF SERIES FOR THE JAMES NAISMITH TROPHY

April 16, Anderson Duffey Packers 74 at Oshkosh Allstars 70 (ot)

April 17, Anderson Duffey Packers 72 at Oshkosh Allstars 70

April 18, Oshkosh Allstars 64 at Anderson Duffey Packers 88

CHAMPIONSHIP GAME NO. 3

(5 Game Series)

Anderson High School

Anderson, Indiana

ANDERSON PACKERS	POS.	FG	FTA	FT	.PCT	PF	TP
Frank Brian	F	5	8	7	.875	3	17
Ed Stanczak	F	3	0	0	.000	5	6
John Hargis	F	3	4	2	.500	2	8
Frank Gates	F	3	3	2	.667	4	8
Milo Komenich	C	3	6	3	.500	4	9
Howie Schultz	C	1	10	7	.700	4	9
Bill Closs	G	2	9	6	.667	2	10
Ralph Johnson	G	6	1	1	1.000	3	13
Murray Mendenhall	G	0	0	0	.000	0	0
Dillard Crocker	G	3	4	2	.500	3	8
TOTALS		29	45	30	.667	30	88

OSHKOSH ALLSTARS	POS.	FG	FTA	FT	.PCT	PF	TP
Gene Berce	F-G	2	6	5	.833	3	9
Floyd Volker	F	0	3	2	.667	4	2
Marshall Hawkins	F	3	5	3	.600	5	9
Alex Hannum	F	2	8	3	.375	5	7
Gene Englund	C	7	7	7	1.000	5	21
LeRoy Edwards	C	2	3	2	.667	4	6
Jack Burmaster	G	1	2	0	.000	5	2
Walt Lautenbach	G	0	0	0	.000	1	0
Bob Carpenter	G	2	4	4	1.000	5	8
Bob Mulvihill	G	0	0	0	.000	2	0
TOTALS		19	38	26	.684	39	64

SCORE BY PERIODS	1st	2nd	3rd	4th	TP
Oshkosh Allstars	19	15	20	10	64
Anderson Duffey Packers	25	22	21	20	88

OFFICIALS: Spike Garnish, Rochester and Chuck Chuckovits, Toledo.

ATTENDENCE: 4000

NATIONAL BASKETBALL LEAGUE ALL-PRO BASKETBALL TEAMS (1937-49)

1938

Coach Cliff Byers, Goodyears

1st TEAM

LeRoy Edwards, Oshkosh*
 Scott Armstrong, Ft. Wayne
 Charlie Shipp, Goodyears
 John Wooden, Whiting
 Chuck Bloedorn, Goodyears

2nd TEAM

Howard Cable, Firestones
 Jack Ozburn, Firestones
 Bob Kessler, Indianapolis**
 Vince McGowan, Whiting
 Bart Quinn, Ft. Wayne

1939

Coach Paul Sheeks, Firestones

1st TEAM

Jerry Bush, Firestones
 Paul Birch, Pittsburg
 LeRoy Edwards, Oshkosh*
 John Sines, Indianapolis
 Howard Cable, Firestones

2nd TEAM

Jack Ozburn, Firestones
 Jewell Young, Indianapolis**
 John Moir, Firestones
 Chuck Bloedorn, Goodyears
 Charlie Shipp, Goodyears

1940

Coach Paul Sheeks, Firestones

1st TEAM

Ben Stephens, Goodyears**
 Wibs Kautz, Chicago
 LeRoy Edwards, Oshkosh*
 Howard Cable, Firestones
 Charlie Shipp, Oshkosh

2nd TEAM

Jack Ozburn, Firestones
 Ernie Andres, Indianapolis
 Rube Lautenschlager, Sheboygan
 Nat Frankel, Detroit
 Otto Kolar, Sheboygan

1941

Coach George Hotchkiss, Oshkosh

1st TEAM

Ben Stephens, Goodyears*
 Ed Sadowski, Detroit**
 LeRoy Edwards, Oshkosh
 Charlie Shipp, Oshkosh
 Bud Jeannette, Detroit
 Jack Ozburn, Firestones

2nd TEAM

Wibs Kautz, Chicago
 Bill Habac, Chicago
 Ralph Vaughn, Chicago
 John Pelkington, Goodyears
 Bob Calihan, Detroit
 Bob Neu, Hammond

1942

Coach Lon Darling, Oshkosh

1st TEAM

Chuck Chuckovits, Toledo**
 Ben Stephens, Goodyears
 LeRoy Edwards, Oshkosh
 Bob McDermott, Ft. Wayne
 Charlie Shipp, Oshkosh

2nd TEAM

Ralph Vaughn, Chicago
 Jewell Young, Indianapolis
 Ed Dancker, Sheboygan
 Herm Schaefer, Ft. Wayne
 George Glamack, Goodyears

1943

Coach Carl Roth, Sheboygan

1st TEAM

Ralph Vaughn, Oshkosh
 Paul Armstrong, Ft. Wayne
 Ed Dancker, Sheboygan
 Bob McDermott, Ft. Wayne*
 Charlie Shipp, Oshkosh

2nd TEAM

Sonny Boswell, Chicago
 Bud Jeannette, Sheboygan
 LeRoy Edwards, Oshkosh
 Ken Suesens, Sheboygan
 Jerry Bush, Ft. Wayne

Ken Buehler, Sheboygan**

1944

Coach Bob McDermott, Ft. Wayne

1st TEAM

Mel Riebe, Cleveland** *
 Clint Wager, Oshkosh
 Ed Dancker, Sheboygan
 Bob McDermott, Ft. Wayne*
 Bud Jeannette, Ft. Wayne

2nd TEAM

Rube Lautenschlager, Sheboygan
 Jerry Bush, Ft. Wayne
 John Pelkington, Ft. Wayne
 Charlie Shipp, Oshkosh
 Ken Suesens, Sheboygan

1945

Coach Bob McDermott, Ft. Wayne

1st TEAM

Mel Riebe, Cleveland
 Stan Patrick, Chicago**
 LeRoy Edwards, Oshkosh
 Bob McDermott, Ft. Wayne*
 Bud Jeannette, Ft. Wayne

2nd TEAM

Dick Triptow, Chicago
 Ed Dancker, Sheboygan
 John Pelkington, Ft. Wayne
 Jerry Bush, Ft. Wayne
 Huck Hartman, Pittsburg

1946

Coach Les Harrison, Rochester

1st TEAM

Bob Carpenter, Oshkosh
 Red Holzman, Rochester**
 George Glamack, Rochester
 Ed Dancker, Sheboygan
 Bud Jeannette, Ft. Wayne
 Bob McDermott, Ft. Wayne*

2nd TEAM

Mike Novak, Sheboygan
 Jerry Stiener, Indianapolis
 Bob Calihan, Chicago
 LeRoy Edwards, Oshkosh
 Frank Baumholtz, Youngstown
 Al Cervi, Rochester

1947

Coach Lon Darling, Oshkosh

1st TEAM

Al Cervi, Rochester
 Bob Davies, Rochester*
 George Mikan, Chicago
 Fred Lewis, Sheboygan**
 Bob McDermott, Chicago

2nd TEAM

Bob Carpenter, Oshkosh
 Bob Calihan, Chicago
 Arnie Risen, Indianapolis
 Red Holzman, Rochester
 Hal Tidrick, Toledo

1948

Coach Murry Mendenhall Sr., Anderson

1st TEAM

Jim Pollard, Minneapolis
 Marko Todorovich, Sheboygan**
 George Mikan, Minneapolis*
 Red Holzman, Rochester
 Al Cervi, Rochester

2nd TEAM

Bob Calihan, Flint
 Bob Davies, Rochester
 Don Otten, Tri-Cities
 Frank Brian, Anderson
 Bob McDermott, Tri-Cities

1949

Coach Al Cervi, Syracuse

1st TEAM

Gene Englund, Oshkosh
 Dick Mehen, Waterloo
 Don Otten, Tri-Cities*
 Frank Brian, Anderson
 Al Cervi, Syracuse

2nd TEAM

Stan Von Niede, Tri-Cities
 Marko Todorovich, Sheboygan
 Ward Gibson, Tri-Cities
 Bill Closs, Anderson
 Ralph Johnson, Anderson

Adolph Schayes, Syracuse**

* MVP AWARD

** ROOKIE OF THE YEAR

NATIONAL BASKETBALL LEAGUE ALL-TIME TEAM

Jerry Bush

Forward

St. John's

6'3"

SEASON	TEAM	LEA.	G	FG	FTA	FT	.PCT	PF	PTS	AVG.
1937-38	Firestones	NBL	18	33	31	20	.612	41	85	4.7
1938-39	Firestones	NBL	28	52	47	29	.617	64	133	4.7
1939-40	Firestones	NBL	27	63	57	32	.561	45	161	5.9
1940-41	Detroit	NBL	24	33	50	34	.680	56	100	4.1
1941-42	Rochester	IDPT	"	"	"	"	"	"	"	"
1942-43	Ft. Wayne	NBL	22	38	52	34	.653	53	110	5.0
1943-44	Ft. Wayne	NBL	22	55	36	22	.611	50	132	6.0
1944-45	Ft. Wayne	NBL	28	61	64	31	.484	88	153	5.4
1945-46	Ft. Wayne	NBL	34	61	43	31	.720	92	153	4.5
1946-47	Ft. W-And.	NBL	36	65	40	24	.600	61	154	4.3
1947-48	Toledo	NBL	22	25	19	15	.789	50	65	2.9
	TOTALS		261	486	439	272	.619	600	1246	4.7

Howard " Soup " Cable

Guard

Akron University

6'3"

SEASON	TEAM	LEA.	G	FG	FTA	FT	.PCT	PF	PTS	AVG.
1937-38	Firestones	NBL	18	46	65	42	.646	28	134	7.4
1938-39	Firestones	NBL	25	94	90	65	.722	39	253	10.1
1939-40	Firestones	NBL	25	75	86	61	.709	39	211	8.4
1940-41	Firestones	NBL	14	28	46	33	.717	16	89	6.3
1941-42	Toledo	NBL	5	11	12	9	.750	13	31	6.2
	TOTALS		87	254	299	210	.702	135	718	8.2

Al Cervi

Forward

None

5'11"

SEASON	TEAM	LEA.	G	FG	FTA	FT	.PCT	PF	PTS	AVG.
1945-46	Rochester	NBL	28	112	109	77	.706	21	301	10.8
1946-47	Rochester	NBL	44	228	236	176	.745	127	632	14.4
1947-48	Rochester	NBL	50	233	242	187	.772	118	653	13.1
1948-49	Syracuse	NBL	57	204	386	287	.743	170	695	12.2
	TOTALS		179	777	937	727	.775	436	2281	12.7

Ed Dancker

Center

None

6'7"

SEASON	TEAM	LEA.	G	FG	FTA	FT	.PCT	PF	PTS	AVG.
1939-40	Sheboygan	NBL	25	31	45	25	.555	54	87	3.4
1940-41	Sheboygan	NBL	23	37	44	25	.568	63	99	4.3
1941-42	Sheboygan	NBL	24	98	99	47	.474	88	243	10.1
1942-43	Sheboygan	NBL	22	97	91	53	.582	93	247	11.2
1943-44	Sheboygan	NBL	22	73	82	52	.634	70	198	9.0

1944-45	Sheboygan	NBL	30	111	132	60	.454	100	282	9.0
1945-46	Sheboygan	NBL	33	162	153	69	.450	123	393	11.9
1946-47	Sheboygan	NBL	44	160	187	131	.700	149	451	10.2
1947-48	Sheboygan	NBL	58	111	159	79	.496	202	301	5.1
1948-49	Oshkosh	NBL	13	16	19	7	.368	39	39	3.0
	TOTALS		294	896	1011	548	.542	981	2340	7.9

Bob Davies

Forward

Seton Hall

6'1"

SEASON	TEAM	LEA.	G	FG	FTA	FT	.PCT	PF	PTS	AVG.
1945-46	Rochester	NBL	27	86	103	70	.679	85	242	9.0
1946-47	Rochester	NBL	32	166	166	130	.783	90	462	14.4
1947-48	Rochester	NBL	48	176	161	121	.751	111	473	9.9
1948-49	Rochester	BAA	60	317	348	270	.775	197	904	15.0
	TOTALS		167	745	778	591	.759	483	2081	12.4

LeRoy " Lefty " Edwards

Center

Kentucky

6'4"

SEASON	TEAM	LEA.	G	FG	FTA	FT	.PCT	PF	PTS	AVG.
1937-38	Oshkosh	NBL	13	83	61	43	.704	17	209	16.1
1938-39	Oshkosh	NBL	28	124	118	86	.728	67	334	11.9
1939-40	Oshkosh	NBL	28	111	204	140	.686	69	362	12.9
1940-41	Oshkosh	NBL	23	57	121	76	.628	70	190	8.3
1941-42	Oshkosh	NBL	24	95	156	105	.673	53	272	11.3
1942-43	Oshkosh	NBL	23	75	107	74	.691	64	224	9.7
1943-44	Oshkosh	NBL	19	48	92	52	.565	41	148	7.7
1944-45	Oshkosh	NBL	30	125	243	158	.650	96	408	13.6
1945-46	Oshkosh	NBL	34	124	199	118	.592	114	366	10.8
1946-47	Oshkosh	NBL	44	135	222	144	.648	134	414	9.4
1947-48	Oshkosh	NBL	46	76	206	142	.689	143	294	6.3
1948-49	Oshkosh	NBL	10	7	20	8	.400	28	22	2.2
	TOTALS		322	1060	1749	1146	.655	896	3268	10.1

William " Red " Holzman

Guard

C.C.N.Y.

5'11"

SEASON	TEAM	LEA.	G	FG	FTA	FT	.PCT	PF	PTS	AVG.
1945-46	Rochester	NBL	34	144	115	77	.669	54	365	10.7
1946-47	Rochester	NBL	44	227	139	74	.532	68	528	12.0
1947-48	Rochester	NBL	60	246	182	117	.642	58	609	10.2
1948-49	Rochester	BAA	60	225	157	96	.611	95	546	9.1
	TOTALS		198	842	593	364	.613	273	2048	10.3

Jack " Ozzie " Ozburn

Forward

Monmouth

6'2"

SEASON	TEAM	LEA.	G	FG	FTA	FT	.PCT	PF	PTS	AVG.
1937-38	Firestones	NBL	17	59	46	27	.586	28	145	8.5
1938-39	Firestones	NBL	20	77	54	36	.666	34	190	9.5
1939-40	Firestones	NBL	26	101	80	60	.750	47	262	10.0
1940-41	Firestones	NBL	24	87	55	35	.636	38	209	8.4
	TOTALS		87	324	235	158	.672	147	806	9.2

Mel Riebe

Forward

None

6'1"

SEASON	TEAM	LEA.	G	FG	FTA	FT	.PCT	PF	PTS	AVG.
1943-44	Cleveland	NBL	18	113	135	98	.725	48	348	19.4
1944-45	Cleveland	NBL	30	257	271	180	.590	86	605	20.2
1945-46	Cleveland	NBL	"	"	"	"	"	"	"	"
1946-47	Cleveland	BAA	55	276	173	111	.641	169	663	12.5
1947-48	Boston	BAA	48	202	137	85	.620	137	489	10.1
1948-49	Boston	BAA	33	146	116	70	.605	97	362	10.9
TOTALS			184	994	832	524	.629	537	2467	13.4

Charles " Charlie " Shipp

Guard

None

6'3"

SEASON	TEAM	LEA.	G	FG	FTA	FT	.PCT	PF	PTS	AVG.
1937-38	Goodyears	NBL	18	35	32	20	.625	37	90	5.0
1938-39	Goodyears	NBL	27	52	49	31	.632	56	135	5.0
1939-40	Oshkosh	NBL	28	74	59	26	.440	64	174	6.2
1940-41	Oshkosh	NBL	23	45	39	22	.564	50	112	4.9
1941-42	Oshkosh	NBL	24	71	53	38	.716	54	180	7.5
1942-43	Oshkosh	NBL	23	53	75	40	.533	62	146	6.3
1943-44	Oshkosh	NBL	20	51	57	33	.578	47	148	7.4
1944-45	Ft. Wayne	NBL	30	31	25	17	.680	57	79	2.6
1945-46	Ft. Wayne	NBL	34	43	24	14	.583	49	100	2.8
1946-47	Ft. W.-And.	NBL	44	89	83	58	.698	98	236	5.4
1947-48	Anderson	NBL	54	103	96	63	.656	114	269	5.0
1948-49	Waterloo	NBL	56	105	88	59	.670	110	269	4.8
1949-50	Waterloo	NBA	23	35	52	37	.711	46	107	4.7
TOTALS			404	787	730	458	.627	844	2045	5.0

Ben Stephens

Guard

Iowa

6'1"

SEASON	TEAM	LEA.	G	FG	FTA	FT	.PCT	PF	PTS	AVG.
1939-40	Goodyears	NBL	28	92	156	113	.724	68	297	10.6
1940-41	Goodyears	NBL	24	98	104	67	.644	57	263	10.9
1941-42	Goodyears	NBL	24	81	88	60	.681	61	215	8.9
TOTALS			76	271	348	240	.689	186	775	10.1

Harry " Buddy " Jeannette

Forward

Washington & Jefferson

5'11"

SEASON	TEAM	LEA.	G	FG	FTA	FT	.PCT	PF	PTS	AVG.
1938-39	Warren-Clev.	NBL	25	59	84	63	.750	57	181	7.2
1939-40	Detroit	NBL	23	45	76	48	.631	62	138	6.0
1940-41	Detroit	NBL	23	75	86	54	.627	56	204	8.0
1941-42	Rochester	IDPT	"	"	"	"	"	"	"	"
1942-43	Sheboygan	NBL	4	23	17	14	.823	8	60	15.0
1943-44	Ft. Wayne	NBL	22	69	64	47	.734	46	185	8.4
1944-45	Ft. Wayne	NBL	27	89	111	82	.738	67	260	9.6
1945-46	Ft. Wayne	NBL	34	99	136	105	.772	66	303	8.3
1946-47	Baltimore	ABL	29	113	157	118	.751	66	344	11.8
1947-48	Baltimore	BAA	46	150	252	191	.757	147	491	10.7

1946-49	Baltimore	BAA	58	73	213	157	.784	157	313	40
1949-50	Baltimore	NBA	37	42	133	109	.819	83	191	20
	TOTALS		95	115	346	266	.793	240	504	60

Robert " Bob " McDermott

Guard		None								
SEASON	TEAM	LEA.	G	FG	FTA	FT	PCT	PF	PTS	AVG
1941-42	Ft. Wayne	NBL	21	115	79	47	.594	82	227	10.8
1942-43	Ft. Wayne	NBL	23	130	82	54	.658	65	314	13.6
1943-44	Ft. Wayne	NBL	22	123	60	60	.750	62	306	13.9
1944-45	Ft. Wayne	NBL	30	257	128	87	.679	103	501	16.7
1945-46	Ft. Wayne	NBL	34	184	119	90	.756	104	488	14.3
1946-47	Ft. W-Chi.	NBL	41	182	141	99	.702	145	482	11.8
1947-48	She.-Tri-C.	NBL	53	245	139	93	.738	175	536	10.1
1948-49	Tri-C.-Ham.	NBL	61	220	155	119	.762	185	587	9.6
	TOTALS		285	1453	915	554	.747	505	2332	8.2

George Mikan

Center		De Paul								
SEASON	TEAM	LEA.	G	FG	FTA	FT	PCT	PF	PTS	AVG
1946-47	Chicago	NBL	25	147	164	112	.725	90	413	16.5
1947-48	Minneapolis	NBL	58	406	509	353	.752	210	1195	20.6
1948-49	Minneapolis	BAA	60	583	699	532	.772	260	1698	28.3
	TOTALS		141	1136	1372	1034	.759	560	3306	23.4

Don Otten

Center		Bowling Green								
SEASON	TEAM	LEA.	G	FG	FTA	FT	PCT	PF	PTS	AVG
1946-47	Moline	NBL	44	196	261	139	.647	98	561	12.7
1947-48	Tri-Cities	NBL	60	282	392	260	.663	184	824	13.7
1948-49	Tri-Cities	NBL	64	303	427	298	.697	212	904	14.1
	TOTALS		168	781	1080	727	.732	494	2289	13.6

COLLEGE ALL-STAR BASKETBALL CLASSIC

1940 College All-Stars 44

Harlem Globetrotters 42 (overtime)

COLLEGE ALL-STARS			FG	FT	PF	TP
Hapac	Illinois	F	2	1	2	5
Vaughn	U.S.C.	F	3	2	2	8
Carpenter	East Texas	C	6	1	1	13
Szukala	De Paul	G	2	2	0	6
Prasse	Iowa	G	0	3	1	3
Sadowski	Seton Hall	C	0	1	1	1
Calihan	Detroit	F	0	0	0	0
Ellis	Notre Dame	F	0	2	0	2
Beretta	Purdue	G	0	0	1	0
Jaworski	R.I. State	G	1	0	1	2
Huffman	Indiana	F	0	0	2	0
Rae	Michigan	C	0	0	0	0
McDonald	Marquette	G	2	0	0	4
TOTALS			16	12	11	44

HARLEM GLOBETROTTERS			FG	FT	PF	TP
Boswell		F	5	3	2	13
Strong		F	0	1	3	1
Price		C	4	1	1	9
Pressley		G	6	1	2	13
Brown		G	2	0	4	4
Hudson		F	0	2	0	2
Cumberland		G	0	0	3	0
Bray		G	0	0	1	0
TOTALS			17	8	16	42

Half Time Score: All-Stars 20

Globetrotters 20

Regulation Game Score: All-Stars 40

Globetrotters 40

1941 College All-Stars 35

Oshkosh All-Stars 33

COLLEGE ALL-STARS			FG	FT	PF	TP
Dietz	Butler	F	1	3	0	5
Becker	Duquesne	F	2	1	3	5
Huber	Kentucky	C	1	0	0	2
Sahaefer	Indiana	G	1	1	1	3
Broberg	Dartmouth	G	2	0	0	4
Glamack	N. Carolina	C	1	2	3	4
Englund	Wisconsin	C	1	2	3	4
Ford	Oklahoma	C	1	1	1	3
Garfinkel	St. John's	G	2	1	2	5
Sachs	De Paul	G	0	0	0	0
TOTALS			12	11	13	35

OSHKOSH ALL-STARS			FG	FT	PF	TP
Nisbet	F		1	2	0	4
Barle	F		1	3	2	5
Edwards	C		2	1	5	5
Witasek	G		0	0	2	0
Shipp	G		2	1	5	5
Nelmark	F		0	0	0	0
Berry	F		3	1	2	7
Komenich	G		1	3	4	5
Engdahl	G		1	0	0	2
TOTALS			<u>11</u>	<u>11</u>	<u>20</u>	<u>33</u>

Half Time Score: All-Stars 17

Oshkosh 17

1942 College All-Stars 61

Oshkosh All-Stars 55.

COLLEGE ALL-STARS			FG	FT	PF	TP
Smith	Minnesota	F	5	1	1	11
Seback	Notre Dame	F	0	1	0	1
Davies	Seton Hall	F	5	2	3	12
Modzelewski	R. I.	F	0	1	2	1
Schrage	Wisconsin	F	0	2	0	2
Gerber	Toledo	F	0	0	0	0
Hicks	W. Va.	F	0	0	0	0
Aubuchon	Mich. St.	F	0	0	0	0
Johnsen	Bimidji	C	0	0	0	0
Brookfield	West Tex.	C	0	0	0	0
Kinney	Rice	C	2	2	1	6
Garic	W. Va.	C	2	2	2	6
Rottner	Loyola	G	1	1	0	3
Zimmer	Indiana	G	4	1	3	9
Niland	Canisius	G	0	0	1	0
Gebert	Wash. St.	G	4	2	3	10
Haldeman	Creighton	G	0	0	0	0
TOTALS			<u>23</u>	<u>15</u>	<u>17</u>	<u>61</u>

OSHKOSH ALL-STARS			FG	FT	PF	TP
Nisbet	F		2	4	2	8
Nimz	F		0	2	0	2
Vaughn	F		1	0	1	2
Riska	F		5	2	4	12
Englund	C		6	1	4	13
Edwards	C		2	0	2	4
Shipp	G		2	1	3	5
Kroszka	G		0	0	0	0
Komenich	G		4	1	5	9
Engdahl	G		0	0	1	0
TOTALS			<u>22</u>	<u>11</u>	<u>22</u>	<u>55</u>

Half Time Score: College Allstars 34

Oshkosh All-Stars 22

1943 College All-Stars 35

Washington D.C. Bears 31

COLLEGE ALL-STARS		FG	FT	PF	TP
Graham	Northwestern	F	2	1	5
Menke	Illinois	F	1	0	2
Tucker	Oklahoma	F	1	0	2
Seminoff	U. S. C.	F	1	2	4
Faught	Notre Dame	F	0	0	0
Mathison	Illinois	C	0	1	1
Boycoff	St. John's	C	2	0	4
Beisser	Creighton	C	0	0	0
Smiley	Illinois	G	1	0	2
Senesky	St. Joseph's	G	1	0	2
Mandic	Ore. State	G	2	2	6
Komenich	Wyoming	G	3	1	7
TOTALS			<u>14</u>	<u>7</u>	<u>35</u>

WASHINGTON D.C. BEARS		FG	FT	PF	TP
Gates		F	1	0	2
Bell		F	1	1	3
Woods		F	2	1	5
Isaacs		F	1	0	4
Isles		F	1	0	2
King		C	5	1	11
Clayton		G	2	0	4
Cooper		G	0	0	0
Wright		G	0	0	0
TOTALS			<u>14</u>	<u>3</u>	<u>31</u>

Half Time Score: College All-Stars 17 Washington D.C. Bears 17

1944 College All-Stars 38

Ft. Wayne Zollner Pistons 48

COLLEGE ALL-STARS		FG	FT	PF	TP
Dille	Valparaiso	F	3	3	9
Bishop	Wash. State	C	2	1	5
Henry	Rice	C	0	0	0
Loranger	Western Mich.	G	2	2	6
Patrick	Illinois	G	1	1	3
Buzolich	Pepperdine	C	0	1	1
Otten	Bowling Green	C	0	0	0
Calverley	R.I. State	F	0	0	0
Ives	Iowa	F	0	0	0
Gotkin	St. John's	G	1	1	3
Triptow	De Paul	F	0	0	0
Hoffman	Purdue	G	0	0	0
Patterson	Wisconsin	F	2	1	5
Kurland	Okla. A&M	C	3	0	6
TOTALS			<u>14</u>	<u>10</u>	<u>38</u>

FT. WAYNE ZOLLNER PISTON'S		FG	FT	PF	TP
McDermott	F	8	1	3	17
Reiser	F	1	0	2	2
Pelkington	C	3	0	3	6
Bush	G	4	0	1	8
Jeannette	G	2	1	2	5
Birch	G	0	0	0	0
Shipp	G	0	0	2	0
Synnett	F	0	0	1	0
Towery	C	4	2	3	10
TOTALS		22	4	17	48

Half Time Score: College All-Stars 21 Ft. Wayne Zollner Pistons 24

1945 College All-Stars 55 Ft. Wayne Zollner Pistons 63

COLLEGE ALL-STARS		FG	FT	PF	TP
Hale	Santa Clara	F	0	4	4
Cloyd	Wisconsin	F	3	4	10
King	Michigan	F	0	0	1
Eddleman	Illinois	F	2	1	0
Ferrin	Utah	F	0	1	1
Kurland	Okla. A&M	C	0	1	1
Komenich	Wyoming	C	4	1	9
Boyceff	St. John's	C	1	1	0
Lewis	East. Ky.	G	3	3	9
Tanebaum	N.Y.U.	G	2	0	4
Mendenhall	Rice	G	0	0	0
Ehlers	Purdue	G	1	1	4
Kirk	Illinois	G	2	0	3
Grate	Ohio State	G	1	0	0
TOTALS			19	17	16

FT. WAYNE ZOLLNER PISTONS		FG	FT	PF	TP
Bush	F	5	1	2	11
Synnett	F	1	0	1	2
Jeannette	F	5	1	5	11
Pelkington	C	4	3	2	11
Sadowski	C	0	2	2	2
Reiser	G	4	3	3	11
Shipp	G	1	0	2	2
McDermott	G	5	3	3	13
Kinney	C	0	0	0	0
TOTALS		25	13	20	63

Half Time Score: College All-Stars 33 Ft. Wayne Zollner Pistons 41

1946 College Allstars 57

Ft. Wayne Zollner Pistons 54 (Overtime)

COLLEGE ALL-STARS			FG	FT	PF	TP
Klier	Notre Dame	F	4	4	2	12
Zaslefsky	St. John's	F	0	0	0	0
Jares	Minnesota	F	1	0	1	2
Nagy	Akron	F	1	1	0	3
Niemiera	Notre Dame	F	0	0	0	0
Mikan	De Paul	C	5	6	5	16
Otten	Bowling Green	C	1	0	0	2
Cless	Rice	G	1	0	0	2
Hassett	Notre Dame	G	1	2	5	4
Seltz	Hamline	G	0	2	0	2
Lewis	East. Ky.	G	5	2	3	12
Walker	Brigham Young	G	0	0	1	0
O'Shields	Tennessee	G	1	0	3	2
TOTALS			20	17	27	57

FT. WAYNE ZOLLNER PISTONS

FT. WAYNE ZOLLNER PISTONS			FG	FT	PF	TP
Reiser		F	5	1	3	11
Tough		F	1	0	2	2
Bush		F	0	0	4	0
Kemenich		F	0	0	1	0
Pelkington		C	2	2	3	6
Towery		C	2	1	4	5
Kinney		C	0	0	0	0
Shipp		G	2	1	4	5
McDermott		G	7	8	5	22
Armstrong		G	1	1	1	3
TOTALS			20	14	27	54

Half Time Score: All-Stars 27

Pistons 26

Regulation Game Score: All-Stars 52

Pistons 52

1947 College Allstars 68

Indianapolis Kautskys 62

COLLEGE ALLSTARS			FG	FT	PF	TP
Black	Kansas	F	0	1	0	1
Hargis	Texas	F	3	0	2	6
Hamilton	Indiana	F	5	1	4	11
Pollard	Stanford	F	8	3	2	19
Boycoff	St. John's	C	4	2	2	10
Todorovich	Wyoming	C	5	0	5	10
Smiley	Illinois	G	0	1	3	1
Curran	Notre Dame	G	1	2	1	3
Lautenbach	Wisconsin	G	2	0	2	4
Selbo	Wisconsin	G	0	1	1	1
Schadler	Northwestern	G	0	1	0	1
TOTALS			28	12	22	68

INDIANAPOLIS KAUTSKYS		FG	FT	PF	TP
Hale	F	4	5	2	13
Dietz	F	5	2	3	12
Klier	F	5	4	5	14
Norris	F	0	0	0	0
Risen	C	4	3	5	11
Glamack	C	2	0	1	4
Andres	G	3	1	3	7
Grate	G	0	0	1	0
Gensichen	G	0	1	0	1
Closs	G	0	0	0	0
TOTALS		<u>23</u>	<u>16</u>	<u>20</u>	<u>62</u>

Half Time Score: College All-Stars 32 Indianapolis Kautskys 31

1948 College All-Stars 42 Minneapolis Lakers 60

COLLEGE ALLSTARS		FG	FT	PF	TP	
Spears	West. Ky.	F	1	0	1	2
Kaahan	De Paul	F	0	0	1	0
Hannum	So. Calif.	C	1	3	5	5
Burmaster	Illinois	G	1	1	3	3
Malamet	C.C.N.Y.	G	1	0	1	2
Budko	Columbia	F	0	0	1	0
Cook	Wisconsin	F	0	0	1	0
Berce	Marquette	F	3	0	2	6
Wier	Iowa	F	1	0	0	2
Schayes	N.Y.U.	C	1	0	4	2
Mikan	De Paul	F-C	0	1	2	1
Ferrin	Utah	G	1	5	3	7
Ray	West Ky.	F	3	1	0	7
Rollins	Kentucky	G	0	1	0	1
Carter	East Tex. St.	G	2	0	2	4
TOTALS			<u>15</u>	<u>12</u>	<u>26</u>	<u>42</u>

MINNEAPOLIS LAKERS		FG	FT	PF	TP
Carlson	F	3	3	2	9
Pollard	F	2	0	3	4
Mikan	G-C	5	8	4	18
Dwan	G	2	1	1	5
Schaefer	G	4	1	0	9
Gardner	F	0	1	1	1
Jaros	F	3	1	0	7
Jorgenson	F	1	1	1	3
Ellefson	C	0	0	1	0
Bloom	G	1	2	4	4
TOTALS		<u>21</u>	<u>18</u>	<u>17</u>	<u>60</u>

Half Time Score: College All-Stars 13 Minneapolis Lakers 33

LONGEST LEAGUE RIVALRY

Oshkosh vs. Sheboygan

1938-39 Season

DATE	OSHKOSH	SHEBOYGAN	GAME PLAYED AT:
1-9	36	33	Milwaukee
1-18	44	40	Sheboygan
2-15	28	25	Sheboygan
2-23	49	46	Oshkosh

1939-40 Season

12-21	29	37	Sheboygan
12-23	49	33	Oshkosh
2-15	36	42	Sheboygan
2-17	68	43	Oshkosh
3-7	41	24	Oshkosh (Playoffs)
3-8	42	43	Sheboygan (Playoffs)
3-9	31	29	Sheboygan (Playoffs)

1940-41 Season

12-21	28	23	Oshkosh
1-19	34	29	Sheboygan
1-25	45	40	Oshkosh (Overtime)
2-27	32	27	Sheboygan
3-10	53	38	Sheboygan (Playoffs)
3-11	44	38	Oshkosh (Playoffs)
3-12	54	36	Oshkosh (Playoffs)

1941-42 Season

12-6	52	30	Oshkosh
12-11	47	45	Sheboygan
1-22	34	32	Sheboygan
2-10	62	40	Oshkosh

1942-43 Season

12-17	32	43	Sheboygan
12-19	31	37	Oshkosh
1-1	61	55	Sheboygan (Overtime)
1-2	48	25	Oshkosh
1-14	22	26	Sheboygan
1-16	49	46	Oshkosh
2-2	47	49	Oshkosh
2-14	42	50	Sheboygan
2-20	38	50	Sheboygan (Playoffs)
2-21	47	56	Oshkosh (Playoffs)

1943-44 Season

DATE	OSHKOSH	SHEBOYGAN	GAME PLAYED AT:
12-26	34	38	Oshkosh
12-30	36	54	Sheboygan
1-6	28	42	Sheboygan
1-8	42	34	Oshkosh
1-27	29	38	Sheboygan
1-29	37	27	Oshkosh
2-12	49	50	Oshkosh
2-17	33	39	Sheboygan
3-2	31	32	Sheboygan (Playoffs)
3-4	34	32	Oshkosh (Playoffs)
3-7	27	40	Sheboygan (Playoffs)

1944-45 Season

12-23	53	45	Oshkosh
12-28	37	43	Sheboygan
1-18	36	41	Sheboygan
1-20	41	44	Oshkosh
2-24	48	44	Oshkosh
2-25	42	49	Sheboygan

1945-46 Season

11-29	33	30	Sheboygan
12-1	47	36	Oshkosh
1-1	42	54	Sheboygan
1-5	53	46	Oshkosh
1-31	48	52	Sheboygan (Overtime)
2-16	52	56	Oshkosh
3-12	45	46	Sheboygan (Playoffs)
3-13	53	41	Sheboygan (Playoffs)
3-14	52	58	Oshkosh (Playoffs)
3-16	68	42	Oshkosh (Playoffs)
3-17	46	65	Sheboygan

1946-47 Season

11-16	55	49	Oshkosh
1-9	58	54	Sheboygan
2-2	58	67	Sheboygan
2-8	53	51	Oshkosh (Overtime)
3-18	48	54	Sheboygan (Playoffs)
3-19	35	40	Sheboygan (Playoffs)
3-20	53	44	Oshkosh (Playoffs)
3-21	53	45	Oshkosh (Playoffs)
3-22	49	47	Oshkosh (Playoffs)

1947-48 Season

DATE	OSHKOSH	SHEBOYGAN	GAME PLAYED AT:
12-1	53	59	Milwaukee
12-18	48	59	Sheboygan
12-27	51	49	Oshkosh
1-15	45	43	Sheboygan
1-24	58	54	Oshkosh
2-1	64	65	Sheboygan

1948-49 Season

11-12	59	61	Milwaukee
11-20	67	41	Oshkosh
12-26	42	60	Sheboygan
1-16	63	67	Sheboygan
1-29	68	63	Oshkosh
2-3	73	61	Sheboygan
2-27	64	70	Sheboygan
3-5	64	53	Oshkosh

SOMETHING ABOUT THE AUTHOR

Wayne O. " Arch " Rumlow was born in 1934 in Oshkosh, Wisconsin. He attended Oshkosh State College and Fox Valley Technical Institute. He played amateur basketball in local leagues for twenty years. In 1958 he was Player-Manager of the Champion Zion Zephyrs Baseball Club of the Winnebagoland League. He is married to the former Sue Bennett and they have two children Mark and Kelly Sue.
