


# Phoenix Cardinals

## 1988 MEDIA GUIDE



Everything else  
is just a light.™





More publications available at:

[www.retroseasons.com/library/](http://www.retroseasons.com/library/)



Biographies		1987 Final Statistics	151
Administration	3	Cardinal Rivalries	159
Coaching Staff	5	Cardinals All-Time Results	167
Player Personnel	17	Preseason History	172
Training/Equipment	22	Cardinals Leaders By Years	174
Veterans	24	Cardinal Honors	
Instant Replay	106	All-NFL Picks	182
1987 Draft Choices	107	Pro Bowl Selections	183
Free Agent Profiles	121	Cardinals Big Days	184
Training Camp Roster	126	Cardinals Longest Plays	188
Free Agent/Rookie Roster	128	Cardinal Record Book	
Breakdown by Position	129	Individual	192
Draft History	130	Team	209
All-Time Roster	132	Single-Game Playoff	220
Cardinal History	137	Team Playoff	223
NFL History	138	The Last Time	226
1988 Opponents	139	Pre-Season Schedule	228
1987 Game-By-Game	143	1988 NFL Schedule	229

## MEDIA INFORMATION

### CREDENTIALS

All requests for game credentials should be directed in writing to Adele Harris in the Cardinals' Public Relations office.

Mail requests to Harris at P.O. Box 888, Phoenix, Az. 85001.

### PRESS BOX PHONES

Direct dial phones are available to the media on both the first and second levels of the press box. These phones are for media use only. Other arrangements should be made through Mountain Bell (602-235-5038) for lines and AT&T (800-555-8111) for instruments.

### CONFERENCE CALLS

The Cardinals' Public Relations department will conduct a conference telephone call with the opposing coach and top player each week during the season. The calls will take place in the Public Relations office on Wednesdays.

### COACH STALLINGS PRESS CONFERENCE

Each Tuesday during the regular season, head coach Gene Stallings holds an 11:00 a.m. conference. Please contact the Cardinals' PR department for the location.

## NATIONAL FOOTBALL LEAGUE

410 Park Avenue New York, New York 10022

**(212) 758-1500**

### TELEPHONE NUMBERS

Atlanta	(404) 945-1111	Houston	(713) 797-9111	N.Y. Giants	(201) 935-8111
Buffalo	(716) 648-1800	Indianapolis	(317) 297-2658	N.Y. Jets	(212) 421-6600
Chicago	(312) 295-6600	Kansas City	(816) 924-9300	Philadelphia	(215) 463-2500
Cincinnati	(513) 621-3550	L.A. Raiders	(213) 322-3451	Pittsburgh	(412) 323-1200
Cleveland	(216) 696-5555	L.A. Rams	(714) 535-7267	San Diego	(619) 280-2111
Dallas	(214) 556-9900	Miami	(305) 576-1000	San Francisco	(415) 365-3420
Denver	(303) 296-1982	Minnesota	(612) 828-6500	Seattle	(206) 827-9777
Detroit	(313) 335-4131	New England	(617) 543-7911	Tampa Bay	(813) 870-2700
Green Bay	(414) 494-2351	New Orleans	(504) 733-6147	Washington	(703) 471-9100

**ON THE COVER** — Clockwise, 1987 Pro Bowlers Luis Sharpe, Neil Lomax, Vai Sikahema and Ron Wolfley.



# PERSONNEL

## BOARD OF DIRECTORS

William V. Bidwill Nancy J. Bidwill  
 Thomas J. Guilfoil

## ADMINISTRATION

William V. Bidwill ..... President  
 Curt Mosher ..... Vice-President/Administration  
 Thomas J. Guilfoil ..... Secretary and General Counsel  
 Charley Schlegel ..... Treasurer  
 Gene Stallings ..... Head Coach  
 Larry Wilson ..... Director of Pro Personnel  
 George Boone ..... Director of Player Personnel  
 Bob Wallace ..... Counsel

## ASSISTANT COACHES

Marv Braden, Special Teams  
 Tom Bresnahan, Offensive Line  
 LeBaron Caruthers, Strength/Conditioning  
 Jim Johnson, Defensive Line  
 Hank Kuhlmann, Running Backs  
 Leon McLaughlin, Spec. Asst./Quality Control  
 Mal Moore, Receivers  
 Joe Pascale, Linebackers  
 Jim Shofner, Offensive Coordinator  
 Dennis Thurman, Defensive Backs

## PERSONNEL

William Bidwill, Jr., Scout  
 Bo Bolinger, Scout  
 Harry Gilmer, Scout  
 Jerry Hardaway, Scout  
 Matt Lair, Scout  
 Ace Parker, Scout  
 Red Phillips, Scout  
 Stan West, Scout  
 Erik Widmark, Assistant Director

## MEDICAL

Dr. Morton Dubnow, Medical Director  
 Dr. Russell Chick, Orthopedist  
 Dr. Louis Rosenbaum, Opthamologist  
 Dr. Robert Teague, Dentist

## TRAINING

John Omohundro, Head Trainer  
 Jim Shearer, Assistant  
 Jeff Herndon, Assistant

## EQUIPMENT

Mark Ahlemeier, Manager  
 Steve Christensen

## TICKET DEPARTMENT

Steve Walsh, Manager  
 Kim Domek

## DATA PROCESSING

Charles Reckenberg, Director  
 Marion Londa

## ADMINISTRATIVE ASSISTANT

Sue Sullivan

## OFFICE STAFF

Sharon Bucy  
 Liz Hitchcock  
 Nancy Keenoy  
 Laura King  
 Joyce Lesniak  
 Toni Matsumoto  
 Nanci Nance  
 Tanya Russell  
 Melanie Samaha


## PHOTOGRAPHY

Benny Greenberg, Video Director

## PUBLIC RELATIONS

Bob Rose, Director  
 Greg Gladysiewski, Media Coordinator  
 Adele Harris, Community Relations Director

OFFICE ..... 51 W. Third St., 5th Floor, Tempe, AZ 85281  
 TELEPHONE ..... (602) 967-1010 (Ticket Office 967-1402)  
 HOME FIELD ..... Sun Devil Stadium (72,000)  
 TELECOPIER ..... (602) 731-3521



Mr. Bidwill is entering his 44th year with the Cardinals. He began working for the team as a child learning every aspect of the organization and is now serving as president of the company in a full-time capacity.

The 55-year-old native of Chicago takes great pride in his involvement in the oldest continuous professional football franchise in the nation which dates back to 1898. In 1920, the team became one of two charter members of the National Football League along with the Chicago Bears.

The Bidwill family purchased the club in 1932 with Charles Bidwill, Bill's father and a member of the Pro Football Hall of Fame, serving as president until his death in 1947. Over the next 15 years, Mrs. Violet Bidwill assumed control, overseeing the team's move to St. Louis in 1960. In 1962, Bill along with his brother, Charles Bidwill, Jr., assumed control of the team until Bill became the club's sole owner in 1972.

Mr. Bidwill is involved in all areas of the Cardinal organization, and remains continuously involved in the support of various civic and charitable organizations.

A graduate of Georgetown University and a Navy veteran, Bill and his wife Nancy have four sons, William, Jr., Michael, Patrick, and Timothy, and a daughter, Nicole.



**LARRY WILSON**

**Director of Pro Personnel**

Larry Wilson, a member of the Pro Football Hall of Fame and the Cardinals' all-time interception leader, enters his 12th season as Director of Pro Personnel.

The 50-year-old Wilson holds the distinction of working for the Cardinals in each season since 1960. His 29-year NFL career includes 13 seasons (1960-72) as a standout defensive back, four years (1973-76) as the organization's Director of Pro Scouting, and now 12 years (1977-88) as Director of Pro Personnel.

As a player, Wilson reached near-legendary status as a six-time All-Pro and eight-time Pro Bowl performer at free safety. He still owns the club record for most career interceptions with 52. In 1966, he enjoyed one of his finest seasons with a NFL-leading 10 interceptions while tying a league record by intercepting a pass in seven consecutive games.

One of only four players to have their Cardinals' jersey retired, Wilson was inducted into the Pro Football Hall of Fame in January, 1978.

Ironically, Wilson was drafted in the seventh round as a running back from the University of

Utah in 1960. However, due to injuries on the team, he was switched to cornerback and then finally to free safety. Along with former coach Chuck Drulis, he innovated one of today's most potent defensive plays — the safety blitz.

Born in Rigby, Idaho, Wilson and his wife, Nancy, make Scottsdale, Arizona their home.

---

## ADMINISTRATION



**CURT MOSHER**  
Vice President  
Administration



**THOMAS J. GUILFOIL**  
Secretary and  
General Counsel



**CHARLEY SCHLEGEL**  
Treasurer

**GENE STALLINGS****Head Coach**

Gene Stallings, the architect behind a rebuilding program that has elevated the Cardinals into 1988 NFL playoff contention, begins his third season as the club's head coach.

A disciple of two of the greatest football coaches of all-time, Stallings previously served 12 years (1953-64) as a player or coach under Paul "Bear" Bryant at Texas A&M and Alabama, and another 14 seasons (1972-85) as a Dallas Cowboys assistant under Tom Landry.

Although a 21-16 loss at Dallas in the 1987 season finale deprived St. Louis of its first playoff berth in five years, Stallings' club regained respectability last year. Their seven victories (7-8) were the most by a Cardinals team since 1984, winning three straight road games for the first time since 1982. In addition, the club beat the defending Super Bowl champion New York Giants, 27-24, in their home season finale Dec. 13. The Cards' offense ranked sixth among NFL teams, averaging 355.1 yards and 24.1 points per contest.

In his rookie 1986 campaign, an injury-riddled St. Louis club endured a 4-11-1 record. Never-

theless, the Cardinals were considered one of the League's stingiest defenses, ranking first against the pass (164.8) and fourth overall (304.0).

While his two-year ledger in St. Louis was 11-19-1, Stallings has unquestionably transformed the Cardinals into a competitive unit. That point is best illustrated by the fact that 11 of those 19 losses have been decided by seven points or less.

During his Dallas tenure, Stallings was a driving force behind the Cowboys' winning tradition. He was associated with 13 playoff clubs there, including Cowboys' squads that won seven divisional flags (1973-76-77-78-79-81-85), three conference championships (1975-77-78) and one Super Bowl title (1977). Serving as defensive backfield coach, Stallings was a member of Landry's staff in Super Bowls X, XII and XIII.

The Paris, Texas native was praised for his ability to develop Cowboy free agents and low-round draft choices into top-flight NFL players. Most notably, Stallings honed the skills of four Cowboys' All-Pros — Cliff Harris, Charlie Waters, Everson Walls and Michael Downs. Harris, Walls and Downs were free agents, while Waters, a third-round draft choice, was a converted college quarterback and receiver.

The 53-year-old Stallings joined the Cowboys in 1972 following seven years (1965-72) as head coach of his alma mater, Texas A&M. He directed the Aggies to a 24-45-1 record during that tumultuous Vietnam War period, with his crowning moment a 20-16 victory over Bryant's Alabama club in the 1968 Cotton Bowl. During that 1967 regular season, Stallings directed A&M to seven straight victories to overcome a 0-4 start and win the Southwest Conference championship.

As a player, Stallings was an All-Southwest Conference receiver at Texas A&M under coach Bryant and a tri-captain on the Aggies' undefeated 1956 team. He was one of the "Junction Boys," who survived Bryant's storied training camp in 1954. That Aggie squad lived in quonset huts during pre-season camp, practicing day and night in the sweltering heat of Junction, Texas.

"We weren't there weeks, it was just days," recalled Stallings with a smile. "Ten days. Been any longer and there wouldn't have been anybody left. We went out there in two buses and came back in one."

In 1960, Stallings authored "Bear Bryant on Winning Football," a technical football book about Bryant's coaching philosophies. And more recently, he served as a technical consultant to director Larry Spangler in the movie, "Bear," the life story of coach Bryant starring screen star Gary Busey. Stallings was particularly instrumental in the Junction training camp scenes of the movie.

Earning a bachelor's degree in physical education at Texas A&M in 1957, the Cardinal mentor began his coaching career as an Aggie student assistant. He served one year there before moving with Bryant to Alabama as a full-time assistant in 1958. He remained in Tuscaloosa, Ala. until returning to A&M as a 29-year-old head coach in 1965.

His years under Bryant's tutelage have left a lasting impression on Stallings, as reflected by this comment at his introductory news conference with the St. Louis media in February, 1985:

"I'm sorry Coach Bryant couldn't be here. I know somewhere he's smiling."

A man with deep Texas roots, Stallings was honored by his hometown of Paris (26,000 pop.) in his very first game as a NFL head coach. Stallings and New England Patriots' head coach Raymond Berry — both products of Paris — were presented achievement plaques from city officials in pre-game ceremonies at the 1986 Hall of Fame game in Canton, Ohio. Billboards in Paris proclaimed the Cardinals-Patriots game as "The Great Paris Shootout."

Both Stallings (1950-52) and Berry (1948-49) played varsity football at Paris High School, where Berry's father, Raymond Sr., was the legendary head coach.


Stallings, who owns a 600-acre ranch called "Hike Away" just north of the Paris city limits, has been heavily involved in community and charity work for several years.

In St. Louis, he served as co-chairman of Multiple Sclerosis and was a Special Olympics and Red Cross volunteer. He spent countless hours visiting local hospitals and institutions for mentally-retarded children, and was a fund-raiser for disadvantaged children's homes. Additionally, Stallings has made numerous speaking appearances at PTA and church groups, Boys Clubs, Boy Scouts, Girl Scouts and high school banquets.

Stallings was elected to the Texas A&M Hall of Fame in 1982, and has also received the 1982 National Boys Club's Alumni of the Year Award and 1983 Dallas Father of the Year Award.

He currently serves on the board of directors of First National Bank in Paris, and Landmark Bank in St. Louis.

Born March 2, 1935, Gene and his wife, Ruth Ann, have one son, John Mark (26), and four daughters — Anna Lee (30), Laurie (29), Jacklyn (24) and Martha Kate (18). The Stallings reside in Paradise Valley, Arizona.

**JIM SHOFNER****Offensive Coordinator**

Jim Shofner, one of professional football's most experienced and versatile coaches, enters his third autumn as the Cardinals' offensive coordinator.

Shofner brings 18 years of National Football League coaching experience to the club, including stops in San Francisco (1967-74 and 1977), Cleveland (1978-80), Houston (1981-82) and Dallas (1983-85).

His masterful work was clearly evident last season, as the Cardinals' offense ranked sixth among NFL teams in both passing yardage (230.2) and overall yardage (355.1). In addition, the club averaged 24.1 points per game, a quantum leap from their NFL-low 13.6 points per game in 1986. Further illustrating their consistency, the Cards scored three touchdowns or more in 12 of their 15 games last year. Under his tutelage, J.T. Smith led the NFL in both receptions (91) and receiving yardage (1,117), while Neil Lomax passed for a League-high 3,387 yards.

A native of Grapevine, Texas, Shofner played both football and baseball at Texas Christian University.

He was an All-Southwest Conference running back and defensive back for TCU, playing in the 1957 East-West Shrine Game and College All-Star Game (vs. the Detroit Lions).

Following his graduation, Shofner declined an offer to play professional baseball with the Detroit Tigers, instead logging six years as a defensive back with the Cleveland Browns from 1958-63. The next season, he began his coaching career as an assistant at TCU. After three college seasons, he joined the pro ranks with the 49ers in 1967.

Shofner spent seven seasons in San Francisco, working in various capacities with defensive backs, quarterbacks and receivers. He returned to his alma mater, TCU, in 1974 as head coach. Three years later, Shofner had a brief one-season reunion with the 49ers as defensive backs coach. Then in 1978, he moved to Cleveland, where he handled the quarterbacks coaching duties for the Browns until 1980. He was named offensive coordinator of the Houston Oilers the following season and worked two years with head coach Ed Biles before joining the Cowboys in 1983 as quarterbacks coach.

Born Dec. 18, 1935, Shofner and his wife, Nancy, have two children — Mike (25) and Elizabeth (22).



**MARV BRADEN**

**Special Teams**

Marv Braden, a 12-year veteran of NFL coaching, begins his third season as the Cardinals' special teams coach.

Braden arrived in St. Louis after a five-year tenure with the San Diego Chargers, where he served as special offensive assistant and special teams coordinator. Previously, Braden logged four seasons as the Denver Broncos' special teams coach from 1977-80.

In two previous seasons with the Cardinals, he has made a dramatic impact on the club's special teams. In 1986, the Cardinals ranked first in punt returns (11.7) and third in both kickoff returns (22.1) and kickoff coverage (17.7) among NFL teams. And last season, the Cards ranked first in punt returns (12.5), tied for second in kickoff returns (20.9) and finished third in kickoff coverage (18.0) in the League. In addition, punt/kick-off return specialist Vai Sikahema and special teams standout Ron Wolfley have both earned Pro Bowl honors the past two seasons.

A 1960 graduate of Southwest Missouri State, Braden launched his coaching career as a graduate assistant at Missouri (1961-62). After three years as defensive coordinator at Parsons College (Iowa), he received his first head coaching appointment at Northeast Missouri State in 1967. During two seasons at Northeast Missouri State, Braden etched a 13-7-1 record.

His next stop was California Western (now U.S. International), where he registered a 26-12-1 mark as head coach from 1969-72. Braden moved to Iowa State in 1973 as defensive coordinator, served as offensive coordinator at SMU from 1974-75, and then joined Michigan State in the same capacity in 1976. The following year, he entered the professional ranks in Denver.

Among his coaching highlights have been appearances in Super Bowl XII, the 1980 and 1983 Senior Bowls, 1961 Gator Bowl, 1965 Pecan Bowl and 1972 Mercy Bowl. He has been very active with numerous clinics and speaking engagements, and has had several pieces of his writing published in motivational and instructional publications. Braden also is involved with the Fellowship of Christian Athletes.

Born Jan. 25, 1938 in Kansas City, Mo., Braden and his wife have one daughter, Janice (27).



## LEBARON CARUTHERS

### Strength and Conditioning

LeBaron Caruthers enters his third season with the Big Red as strength and conditioning coach.

Caruthers, a native of Nashville, Tenn., previously served as strength and conditioning coach with the New England Patriots (1982-84) and Southern Methodist (1981). He took a one-year sabbatical in 1985, when he attended the University of Tampa to pursue a master's degree in physical education.

The 34-year-old Caruthers played offensive tackle at East Carolina in 1972 before transferring to North Carolina State, where he became a two-time track and field All-American in the shot put.

Following graduation, he was named assistant track coach at Auburn. Caruthers served in that capacity for two seasons (1978-79), along with directing the weightlifting programs of both the men's and women's track teams there.

While at SMU, Caruthers was the Texas superheavyweight division Olympic lifting champion in 1980 and 1981. He is currently a member of the National Strength Coaches Association and National Association of Speed

and Explosion. Last year he participated in a two-week tour of the U.S.S.R. in the East German and Soviet Science of Strength and Conditioning Course. He becomes only the second NFL coach (Johnny Parker – N.Y. Giants) to study in the Soviet Union and apply those principles to professional football.

Born April 20, 1954, LeBaron and his wife, Kim, have a one-year-old son, Chase.

### RECORD IN DIVISION GAMES SINCE 1970

	W	L	T	Pct.
Dallas Cowboys .....	99	40	0	.647
Washington Redskins .....	91	51	1	.639
<b>PHOENIX CARDINALS</b> .....	<b>56</b>	<b>82</b>	<b>3</b>	<b>.408</b>
New York Giants .....	52	87	2	.376
Philadelphia Eagles .....	50	88	4	.366



**TOM BRESNAHAN**

**Offensive Line**

Tom Bresnahan, who begins his third campaign with the Cardinals as offensive line coach, offers 30 years of coaching experience on the pro, college and high school levels to Stallings' staff.

Led by 1987 Pro Bowl tackle Luis Sharpe, Bresnahan's line was a vital cog in the Cardinals' No. 6 ranking among NFL offenses last season.

Bresnahan, 53, previously held assistant posts with the Kansas City Chiefs (1981-82) and New York Giants (1983-84). The Springfield, Mass. native entered the restaurant business in Moultonboro, N.H., for one year in 1985.

While in Kansas City, Bresnahan contributed to the Chiefs' first winning season (9-7) in eight years. That 1981 club ranked second in rushing among NFL teams. Bresnahan's coaching abilities were also evident in New York, where the Giants advanced to the NFC Championship Game in 1984.

Prior to his involvement in the pro ranks, Bresnahan served as offensive line coach at Navy (1973-80) and Columbia (1968-73), and both offensive and defensive line coach at Williams College (1963-68). During his stint at Navy, the

Midshipmen appeared in the 1978 Holiday Bowl and 1980 Garden State Bowl, and posted a cumulative record of 24-11 in his final three seasons.

He also stamped his mark at Columbia, where the Lions' 6-2-1 record in 1971 was the best in 10 years and has not been equaled since.

Bresnahan played collegiate football at Holy Cross, receiving cum laude honors in economics and philosophy with a bachelor's degree in 1956. He earned a master's in education from Springfield (Mass.) College in 1960.

His coaching career began as line coach at Cathedral High School (Springfield, Mass.) in 1956, followed by line coaching duties for the Fort Dix (N.J.) Interservice Team in 1957-59 and Holyoke (Mass.) High School in 1959-61. He also served as head coach at Drury High School in North Adams, Mass. from 1961-63.

Born Jan. 21, 1935, Bresnahan and his wife, Elaine, have three sons — Thomas (30), Charles (28) and Daniel (24) — and a daughter, Denise (19).



**JIM JOHNSON**

**Defensive Line**

Jim Johnson, a 21-year veteran of coaching on the professional and collegiate levels of football, joined Stallings' staff as defensive line coach in 1986.

Previously, Johnson had one-year stints at Jacksonville (1985) and Oklahoma (1984) in the USFL, and served seven years on the Notre Dame coaching staff. He joined the Fighting Irish as secondary coach in 1977 when the school claimed the National Championship.

In 1981 under head coach Gerry Faust, Johnson was promoted to defensive coordinator, and then to assistant head coach in 1983. In 1980, his defenders ranked fifth nationally in scoring defense, while his 1982 and 1983 clubs finished 10th and 14th, respectively, in NCAA total defense.

An All-Big Eight quarterback and team most valuable player at Missouri in 1962, Johnson played in three post-season games — the 1960 Orange Bowl, and 1962 Bluebonnet Bowl and East-West Shrine Game. He was named the Bluebonnet Bowl's MVP.

Following his college days, Johnson played two seasons with the Buffalo Bills in 1963-64. He launched his coaching career at Joplin (Mo.) High School in 1965. After two seasons at Joplin, Johnson was named head coach at Missouri Southern College in 1967. He later served four-year college tenures at Drake (1969-72) and Indiana (1973-76) as defensive coordinator and linebacker coach.

In all, Johnson coached in six bowl games — 1971 Pecan, 1972 Pioneer, 1977 and 1978 Cotton, 1980 Sugar and 1982 Liberty.

Born May 26, 1941 in Maywood, Ill., Johnson earned a bachelor's degree in education and a master's in physical education at Missouri. He and his wife, Vicky, have two children, Scott (23) and Michelle (19).



**HANK KUHLMANN**

**Running Backs**

Hank Kuhlmann, whose coaching career spans 25 years including previous NFL stops with Green Bay and Chicago, begins his third season as the Cardinals' running backs coach.

The 50-year-old Kuhlmann has strong roots in the state of Missouri. A native of Webster Groves, Mo., he received his bachelor's and master's degrees in physical education from the University of Missouri before playing four years as a catcher in the St. Louis Baseball Cardinals organization from 1959-62.

Following his stint in baseball, Kuhlmann returned to his alma mater to serve for three years (1963-65) as Missouri's freshman football coach. In 1966, he was promoted to running backs coach, contributing to Tigers' teams that appeared in the 1968 Gator Bowl and 1969 Orange Bowl.

Kuhlmann joined the professional ranks as Green Bay's special teams coach in 1972, the season the Packers won the NFC Central Division championship. Then in 1975, he followed Packers' head coach Dan Devine to Notre Dame, assuming running backs and special teams du-

ties for the Fighting Irish. Kuhlmann's stay in South Bend was highlighted by a national championship and Cotton Bowl title in 1977, and an appearance in the 1976 Gator Bowl.

After three seasons at Notre Dame, he returned to the NFL as running backs and special teams coach for the Chicago Bears. With Kuhlmann honing the exceptional skills of Walter Payton, the Bears gained a wild-card playoff berth in 1979.

In 1983, he became assistant head coach with the Birmingham Stallions, coordinating the offense and serving as running backs and special teams coach. Under his tutelage, Birmingham led the USFL in rushing in both 1983 and 1984. In addition, the Stallions won the 1984 Southern Division championship and 1985 Eastern Conference crown.

Born Oct. 6, 1937, Hank and his wife, Donna, have two children, Jeff (18) and Tracey (11).



**LEON McLAUGHLIN**

**Special Asst/Quality Control**

Leon McLaughlin, a 26-year coaching veteran of professional and college football, serves coach Stallings as the Cardinals' special assistant/quality control coach.

McLaughlin, who originally joined the organization in 1978, handled a similar assignment for former Cardinal head coaches Bud Wilkinson and Jim Hanifan. His duties include assessing the opponents' tendencies and personnel as well as breaking down game video and scouting the team's upcoming opponent.

A native of San Diego, Calif., McLaughlin began his collegiate coaching career at Washington State in 1956. He coached high school football in 1957 and 1958 before moving to Stanford where he coached from 1959-65.

McLaughlin entered the pro arena with the Pittsburgh Steelers, where he coached from 1966-68. In 1969, he accepted the head coaching job at San Fernando State (now Cal State Northridge), where he remained for three years. He then joined the Los Angeles Rams in 1972 as an assistant coach, followed by brief stints at Detroit (1973-74), Green Bay (1975-76) and New England (1977) before arriving in St. Louis.

As a player, McLaughlin performed five seasons at center for the Rams (1951-55), and starred at UCLA as both a linebacker and center from 1946-49.

Born May 30, 1925. McLaughlin and his wife, Sue, have two daughters and five sons.

### **AFC-NFC INTERCONFERENCE RECORD**

**1970** — AFC 27, AFC 12, 1 tie  
**1971** — AFC 23, AFC 15, 2 ties  
**1972** — AFC 20, NFC 19, 1 tie  
**1973** — AFC 19, NFC 19, 2 ties  
**1974** — AFC 23, NFC 17  
**1975** — AFC 23, NFC 17  
**1976** — AFC 16, NFC 12  
**1977** — AFC 19, NFC 9  
**1978** — AFC 31, NFC 21

**1979** — AFC 36, NFC 16  
**1980** — AFC 33, NFC 19  
**1981** — NFC 28, AFC 24  
**1982** — AFC 15, NFC 14, 1 tie  
**1983** — AFC 26, NFC 26  
**1984** — AFC 26, NFC 26  
**1985** — AFC 27, NFC 25  
**1986** — AFC 26, NFC 26  
**1987** — AFC 23, NFC 22, 1 tie

**TOTAL** — AFC 414, NFC 366, 11 Ties



**MAL MOORE**

**Receivers**

Mal Moore, a highly-successful college coach at Alabama and Notre Dame, enters his third professional season as receivers coach for the Cardinals.

Moore, 48, joined the Cardinals after serving as Notre Dame's assistant head coach to Gerry Faust from 1984-85 and offensive backfield coach from 1983-85.

Previously, he was an assistant on Paul "Bear" Bryant's staff at Alabama from 1964-82, first as a graduate assistant (1964), then as defensive backfield coach (1965-70), quarterbacks coach (1971-82), and offensive coordinator (1975-82). During his long association with the Crimson Tide, the team won 11 Southeastern Conference titles and five National Championships.

Moore, who holds the distinction of coaching in a post-season bowl game for 21 consecutive seasons (19 at Alabama, two at Notre Dame), tutored several future professionals during his college career. Some include tight end Ozzie Newsome, center Dwight Stephenson and quarterback Richard Todd of Alabama, and tailback Allen Pinkett of Notre Dame.

A quarterback and defensive back who played for Stallings at Alabama from 1958-62, Moore earned a B.S. degree in sociology and master's in secondary education in Tuscaloosa. He began his coaching career as a graduate assistant at Montana State in 1963.

Born Dec. 19, 1939 in Dozier, Ala., Moore and his wife, Charlotte, have one daughter, Heather Lee (18).

### **MOST YARDS GAINED RECEIVING, SEASON**

1. 1,746 Charley Hennigan, Houston Oilers, 1961
2. 1,602 Lance Alworth, San Diego Chargers, 1965
3. 1,570 Jerry Rice, San Francisco 49ers, 1986
4. 1,555 ROY GREEN, ST. LOUIS CARDINALS, 1984
5. 1,546 Charley Hennigan, Houston Oilers, 1964
6. 1,495 Elroy "Crazy Legs" Hirsch, Los Angeles Rams, 1951
7. 1,491 Stanley Morgan, New England Patriots, 1986



**JOE PASCALE**

**Linebackers**

Joe Pascale, one of professional football's bright young defensive minds, begins his third season as the Cardinals' linebackers coach.

A veteran of 21 years of coaching, Pascale joined Stallings' staff after serving as defensive backs coach for the USFL's New Jersey Generals from 1984-85. Prior to his USFL tenure, Pascale held assistant positions in the Canadian Football League.

He served two seasons with the Ottawa Rough Riders, handling the defensive line in 1982, and quarterbacks and receivers in 1983. Previously, he was employed by the Montreal Alouettes, working as defensive line coach and player personnel director in 1980, and then promoted to defensive coordinator in 1981 when he also assumed the defensive line and special teams duties.

The 42-year-old Pascale entered the coaching field in 1967 as a graduate assistant at the University of Connecticut, where he starred as an All-East linebacker as a senior. After two seasons as an assistant coach for UConn's freshmen team, Pascale moved to the University of Rhode

Island in 1970. He coached four years at Rhode Island, overseeing the linebackers for one season, and serving as defensive coordinator and secondary coach from 1971-73.

Pascale accepted a job at Idaho State with similar coordinator responsibilities in 1974, and was then appointed the Bengals' head coach in 1976. The following year, he moved to Princeton, spending one season as linebacker coach and two campaigns as defensive coordinator and secondary coach.

In his 21 years of coaching, Pascale has spent 19 as a defensive coach. During his tenure with the Generals, the team advanced to the USFL playoffs both years with records of 11-7 in 1985 and 14-4 in 1984. In fact, Pascale came to the Cardinals having been associated with playoff teams in each of his previous six seasons in professional football.

A native of New York City, he earned bachelor's and master's degrees in education at Connecticut, and completed an advanced graduate curriculum in education administration at UConn as well.

Born April 17, 1946, Pascale and his wife, Lucille, have an 11-year-old son, Joseph.



**DENNIS THURMAN**

**Defensive Backs**

Dennis Thurman, whose 36 career interceptions still rank fourth on the Dallas Cowboys' all-time list, launches his NFL coaching career in 1988 as the Cardinals' defensive backs coach.

Thurman, 31, played in Stallings' defensive secondary at Dallas from 1978-85, then rejoined his position coach when the Cardinals claimed him on waivers from the Cowboys prior to the 1986 season. He appeared in all 16 games in his only campaign with the club, and finished his career without missing a game in nine seasons and 137 games.

Selected by Dallas in the 11th round of the 1978 draft, Thurman started 57 consecutive games for the Cowboys from 1980-83 at cornerback and free safety, then was utilized as a situational specialist through his final season as a player. In 1985, the Cowboys' defensive backs were dubbed "Thurman's Thieves" by quarterback Danny White, as they combined for 33 interceptions including five by Thurman.

A football quarterback, basketball and baseball star at Santa Monica High in his native Los Angeles, Thurman was recruited by Major League

baseball teams and college basketball programs before accepting a college football scholarship to USC. A two-time consensus All-America safety with the Trojans, Thurman intercepted passes in seven straight games enroute to leading the nation in interception yardage in 1976. He concluded his collegiate career with 13 interceptions and seven fumble recoveries.

Born April 14, 1956, Thurman earned a journalism degree from USC. He and his wife, Elsie, have a four-year-old daughter, Chelsea.

**GEORGE BOONE****Director of Player Personnel**

George Boone, who enters his 20th campaign with the Cardinals, has served as director of player personnel since 1973. He oversees the club's scouting and drafting operations, directs seven full-time scouts, and manages the club's involvement with the United Scouting Combine — a personnel organization utilized by most NFL teams in pooling scouting reports.

Before joining the Cardinals, Boone held a scouting position with Central-Eastern Professional Organization (CEPO), a scouting combine also used by NFL teams. He worked three years for CEPO before accepting the assistant player personnel director post with the Cardinals in 1968.

A native of Louisville, Ky., the 48-year-old Boone is an alumnus of the University of Kentucky, where he was a three-year starter at offensive and defensive tackle from 1957-59. He earned his bachelor's and master's degrees in education at Kentucky, where he also served as an assistant football coach for six years (1960-65).

He and his wife, Dedee, have four daughters and a son.

**BO BOLINGER****Scout**


Bo Bolinger begins his 17th year as a Cardinals' scout, with his primary collegiate scouting responsibility in the far west region of the United States.

Prior to accepting a position with the Cardinals in 1971, Bolinger coached on the college level for 11 years and spent two seasons as offensive line coach with the Calgary Stampeders of the Canadian Football League.

He began his coaching career as a graduate assistant at the University of Oklahoma in 1955 following his playing days with the Sooners. After a stop on the high school level, Bolinger coached the offensive and defensive lines at University of Denver from 1958-60. He accepted the defensive coordinator post at Tulsa University the following season, handling that role for two years. In 1963, he moved to New Mexico as offensive and defensive coordinator. After five years with the Lobos, Bolinger spent one season (1968) as defensive coordinator at Utah State before joining the Canadian Football League.

While a player at Oklahoma, Bolinger earned All-America recognition in 1955, and was twice named an all-conference guard.

The 54-year-old Bolinger and his wife, Barbara, live in Tempe, Ariz.



**HARRY GILMER**

**Scout**

Harry Gilmer, a veteran of 25 years of NFL coaching, begins his sixth season as a Cardinals' personnel scout.

Gilmer launched his coaching and scouting career with the Pittsburgh Steelers in 1957. Four years later, he joined the Minnesota Vikings in a similar capacity. Then in 1965, he was named head coach of the Detroit Lions, a position he held for two seasons. He arrived in St. Louis in 1967 for the first of two tenures as the Cardinals' quarterbacks coach. In 1970, he tutored the QBs in Atlanta, only to return to St. Louis in 1975 for a seven-year stint as quarterbacks coach.

An All-America quarterback at the University of Alabama, Gilmer was the first player chosen in the 1948 NFL Draft by Washington. He earned All-Pro honors in 1950 and 1952 before retiring as a player after the 1956 season.

Gilmer and his wife, Katherine, reside in O'Fallon, Mo. They have a son, three daughters and four grandchildren.



**JERRY HARDAWAY**

**Scout**

Jerry Hardaway, former assistant football coach at California, Grambling State and Memphis State, begins his first season with the Cardinals.

Hardaway, 36, brings an extensive football background to the Cardinals. The 1974 Southern Illinois-Carbondale graduate coached running backs and the defensive secondary during a three-year tenure at California (1984-86). Prior to his stint in Berkeley, he served six seasons (1978-83) under the legendary Eddie Robinson as running backs and special teams coach at Grambling State. He launched his collegiate coaching career at Memphis State, where he tutored tight ends, offensive tackles and special teams for three years (1975-77).

While at California, Hardaway also coordinated the Golden Bears' film exchange program and played a vital role in the school's national recruiting efforts. During his stay at Grambling State, the Tigers registered a 49-14-4 record with four conference championships.

As a player, Hardaway lettered as a fullback and tight end at Southern Illinois-Carbondale, serving as co-captain in 1973.

In addition, Hardaway has coached on the high school level, serving as head coach of Bolton High in Memphis-Arlington, Tenn. in 1974, and

head coach at his alma mater Salesian Prep School in Richmond, Calif. this past year.

He graduated from Southern Illinois with a degree in speech education in 1974, and earned a master's degree in sports administration at Grambling in 1979.



**MATT LAIR**

**Scout**

Working as a scout covering the near east portion of the United States, Matt Lair is entering his 15th year with the Cardinals' organization. Prior to joining the club in 1974, Lair logged six years with the Central-Eastern Professional Scouting Organization, a national scouting combine.

Playing linebacker and guard in college, Lair was an undergraduate at the University of Kentucky from 1941-1942 and again in 1946-47. Following college, he spent 15 years as an assistant coach at Kentucky, Texas A&M and Texas Tech.

Born in Paris, Ky., the 62-year-old Lair and his wife, Helen, live in Danville, Ky.



**ACE PARKER**

**Scout**

Clarence "Ace" Parker begins his 12th year with the Cardinals' scouting department, covering the far east section of the U.S.

Parker, who has the distinction of playing in both the NFL and Major League Baseball, was elected to the Pro Football Hall of Fame in 1972. He has been called one of the last great "triple-threat" stars in professional football, having excelled as an all-purpose offensive and defensive back for the Brooklyn Dodgers (1937-41), Boston Yanks, (1945) and the New York Yankees (1946 in All-American Football Conference).

As a member of the Brooklyn Dodgers, Parker played in the first televised professional football game ever on Oct. 22, 1939 against Philadelphia. He completed a touchdown pass in the 23-14 Dodgers' victory.

An All-America tailback at Duke in 1936, Parker was Brooklyn's first draft choice the following year. However, he did not report to the Dodgers until midway through the football season because of a contractual commitment with baseball's Philadelphia Athletics. After earning 1938 All-NFL honors in his first full season, he decided

to reject a baseball contract with the Pittsburgh Pirates.

In 1940, he was named the NFL's Most Valuable Player, but service duty interrupted his football career the following year. After returning to play the 1945 and 1946 NFL campaigns, he retired with career totals of 498 rushing yards and 14 touchdowns on 148 attempts, and 335 completions in 718 passing attempts for 4,701 yards and 30 TDs.

Remarkably, Parker is a member of five Halls of Fame, including Duke, North Carolina and Virginia universities, plus the NCAA and Pro Football halls.

Parker and his wife, Thelma, live in his hometown, Portsmouth, Va.



**RED PHILLIPS**

**Scout**

Aubrey "Red" Phillips, who served 19 years in the San Diego Chargers' scouting and personnel departments, begins his third season as a full-time scout with the Cardinals.

Phillips, 58, spent 1985 with the National Football Scouting, Inc., which scouts the top 100 college players in the United States. Previously, he worked nearly two decades with the Chargers, rising from a scout in 1967 to director of player personnel in 1975. He became chief scout for the Chargers in 1979, a position he held for five years.

A former center and linebacker at Texas Tech, Phillips played professionally for Saskatchewan of the Canadian Football League. He also coached at Texas Tech, Southwestern Louisiana and Northwestern Louisiana.

Born in Abbott, Texas, Phillips and his wife, Kay, have three sons and two daughters.



**STAN WEST**

**Scout**

Stan West, who became the first full-time scout in Cardinals' history in 1965, launches his 23rd season with the organization. As the senior member of the scouting department, he is assigned to the near west region of the country.

Prior to coming to the Cardinals, West served as an assistant coach for the Minnesota Vikings from 1961-63.

An All-American lineman at the University of Oklahoma in 1949, he was the Los Angeles Rams' first-round draft pick the following year. He was named to the Pro Bowl in only his second season as a linebacker in 1951, the year the Rams defeated Cleveland for the NFL Championship. West played for Los Angeles until 1955, when he joined the New York Giants. The following two seasons he played for the Chicago Cardinals.

A Norman, Okla. resident, West and his wife, Mary Frances, have two sons.

## PRONUNCIATION GUIDE

### Players


- 19 Tom Tupa (TOO-puh)
- 25W Andy Schillinger (SHILL-in-jur)
- 36 Vai Sikahema (VY Sik-uh-HEM-uh)
- 48 Pete Wahlheim (WALL-hime)
- 50 Ilya Jarostchuk (ILL-ee-uh Jur-ROST-chuk)
- 51 Mike Ruether (ROO-thur)
- 57 Niko Noga (NEE-ko NO-guh)

### Players

- 67 Luis Sharpe (Loo-EASE)
- 73 Mark Duda (DOO-duh)
- 76R Mark Garalczyk (guh-RAL-chik)
- 80 Robert Awalt (AY-walt)
- 85 Jay Novacek (NOV-uh-chek)
- 97 Chris Spachman (SPOCK-man)

### Coaches

- Marv Braden (BRAY-dun)
- Joe Pascale (PASS-kal)
- Jim Shofner (SHOFF-ner)



**JOHN OMOHUNDRO**

**Head Trainer**

John Omohundro begins his 22nd season with the Cardinals and 18th as head trainer for the club.

After earning his bachelor's degree from the University of Wyoming, Omohundro was named head trainer at the College of Southern Utah in 1961. The following year, he returned to his alma mater, Wyoming, as assistant trainer where he remained until joining the club in 1967.

He served as the Cardinals' assistant trainer for four seasons (1967-70) before being promoted to head trainer in 1971.

A native of Salt Lake City, Utah, Omohundro and his wife, Martha, have two sons, Johnny (14) and Jimmy (12), and a daughter, Neely Anne (7).




**JIM SHEARER**

**Assistant Trainer**

Jim Shearer enters his 15th year with the Cardinals, assisting in all aspects of the training and medical staff.

A graduate of the University of Wyoming with a degree in physical education, Shearer worked in Gillette, Wyo. as the city's assistant recreation director and head trainer at Gillette High School. He returned to Wyoming as a graduate assistant trainer in 1973-74 before coming to the Cardinals in 1974.

Born in Worland, Wyo., Shearer and his wife, Nelma, have a son, Christopher (11), and daughter, Sarah (7).



**JEFF HERNDON**

**Assistant Trainer**

Now in his third season with the Cardinals, Jeff Herndon joined the club prior to the 1986 campaign.

Jeff earned his Master's degree in Physical Education from Syracuse in 1985 after doing undergraduate work at the University of Missouri, where he was awarded the Dr. James M. Baker Award for the Most Industrious and Improved Clinician in Evaluation and Ability.

A native of Boone County, Mo., the 27-year-old Herndon first worked with the Cardinals during the 1984 and 1985 preseason training camps. He then handled the athletic trainer duties in Amarillo, Texas at Tascosa High School for one year before coming back to the team last season.

Jeff is single and resides in Phoenix, AZ.

---

---

## EQUIPMENT

---

---



**MARK AHLEMEIER**


**Equipment Manager**

Previously serving as the club's assistant equipment manager for six years, Mark Ahlemeier was named to the equipment manager position in April, 1987.

He succeeded Bill Simmons, who retired after 21 years of service.

Ahlemeier, 30, was born in St. Charles, Mo. and grew up in nearby Woodson Terrace. He attended Ritenour High School and Florissant Valley College in St. Louis.

An avid golfer and sports enthusiast, Ahlemeier and his wife, Patti, have one daughter, Mandy.



## STEVE ALVORD 60

Defensive Tackle    Washington    2nd Year  
 Ht: 6-4                  Wt: 272                  Born: 10/2/64  
 Acquisition: Eighth round choice, 1987

### ALVORD


- ✓ Teamed with Reggie Rogers (Detroit Lions) on University of Washington's defensive line in 1984-86.
- ✓ Despite eighth-round draft choice, started more games (six) than any other defensive Cardinal rookie last year.
- ✓ Reeled off 203 tackles and nine sacks as three-year starter at Washington.



**PRO CAREER:** Started last six games of rookie season after seeing limited playing time earlier in year ... Will battle for starting berth at interior line spot in '88 ... Finished with eight tackles, one and one-half sacks and one fumble recovery last year ... Against Philadelphia (11/22) in first NFL start, racked up three solo stops, shared a sack, and tipped pass that teammate Rod Saddler intercepted late in game to help seal 31-19 win ... Ironically started last six games in place of Colin Scotts, whom he'd been sharing an apartment with

during season ... **GAMES (STARTS):** 1987-12(6) ... **COLLEGE/PERSONAL:** Finished fifth on team with 82 tackles in 1986, while bagging seven sacks and nine tackles for 71 yards in losses ... Also made six tackles and assisted on sack in 28-6 loss to Alabama in 1986 Sun Bowl ... Teamed with Detroit Lions' Reggie Rogers at Washington ... All-Conference and All-State offensive tackle and nose guard at Bellingham (Wash.) High, where he was voted state's Outstanding Defensive Lineman by Washington Sportswriters Association his senior year ... Also lettered twice in basketball and starred in shot put and discus as prep athlete ... Political science major with 3.0 GPA at Washington.

OPPONENTS FUMBLES RECOVERED						TACKLES — QB SACKS				
Year	No.	Yds.	Avg.	Long	TD	Year	Solo	Assist	Total	QB Sacks
1987	1	0	0.0	0	0	1987	7	1	8	1 1/2
<b>Totals</b>	<b>1</b>	<b>0</b>	<b>0.0</b>	<b>0</b>	<b>0</b>	<b>Totals</b>	<b>7</b>	<b>1</b>	<b>8</b>	<b>1 1/2</b>



## ROBERT AWALT 80

Tight End      San Diego St.      2nd Year  
Ht: 6-5      Wt: 248      Born: 4/9/64  
Acquisition: Third round (A) choice, 1987

### AWALT

- ✓ Son of U.S. Army officer, he was born in Landstuhl, West Germany and moved to Sacramento, Calif. at age two
- ✓ Stricken with Thoracic Outlet Obstruction Syndrome as San Diego State junior, the same neurovascular condition that Houston Astros' James Rodney Richards experienced; problem was corrected by removing rib and rerouting artery and nerve
- ✓ Cards' offensive coordinator Jim Shofner, who previously coached Ozzie Newsome, Dave Casper, Ted Kwalick and Doug Cosbie, compares Awalt favorably: "I'm very high on him. He's going to be in that class."
- ✓ Twice tied Jackie Smith's club single-game reception record for tight end with nine catches vs. Philadelphia (11/1) and Tampa Bay (11/8) last year
- ✓ Caught 43 passes for 526 yards and six TDs in final nine games to earn *The Sporting News'* 1987 NFL Rookie of the Year award



### PRO CAREER:

 Replacing injured Jay Novacek

(fractured right elbow bone) at midseason, Awalt emerged as one of NFL's prize rookies of 1987 ... Started Cardinals' final nine games, flagging down 42 passes for 526 yards and six touchdowns for campaign ... Reeled in several post-season honors, including *The Sporting News'* NFL Rookie of the Year, UPI's NFC Rookie of the Year, and NFL Players Association's NFC Offensive Rookie of the Year ... Also named to All-Pro Second Team by Newspaper Enterprise Association ... In addition, voted to every NFL All-Rookie Team (UPI, PFW, PFWA and FB Digest) ... His 42 receptions were most by any NFC rookie and second most by any NFL tight end (N.Y. Giants' Mark Bavaro, 55) last year ... The 42 catches were also most by Cardinal tight end since Jackie Smith's 43 for 561 yards in 1969, and only one grab shy of club's all-time rookie mark of 42 by end Gem Nagler (43-610) in 1953 ... His six TD receptions equaled Cards' single-season record for rookie, also set by Nagler in 1953 ... Corraled nine passes for 97 yards and one touchdown in dynamite debut at tight end vs. Philadelphia (11/1), and returned following week to post nine catches for 124 yards and one TD vs. Tampa Bay (11/8) ... **GAMES (STARTS):** 1987-12(9) ... **COLLEGE/PERSONAL:** All-Western Athletic Conference pick led Aztecs to conference title with 45 catches for 541 yards and two TDs as senior ... Nabbed All-America third team by AP and second team PFWA honors as senior in addition to All-WAC accolades ... Participated in East-West Shrine Game and Senior Bowl ... Transferred to San Diego State from Sacramento City College ... Operated out of wishbone offense at Sacramento City College, catching 16 passes for 184 yards as sophomore ... Accepted football scholarship to Nevada-Reno to play quarterback ... As redshirt freshman on scout team, faced defensive end Charles Mann (Redskins) in daily practices ... All-Valley quarterback at Sacramento's Valley High, completing over 60 per cent of his passes for 1,500 yards as senior ... His high school coach failed him in physical education class, preventing him from playing football one season ... Also played free safety and linebacker in high school, and starred as catcher and first baseman on prep baseball team ... Criminal justice major at SDSU ... Resides in Scottsdale, Ariz.

RECEIVING						RUSHING					
Year	No.	Yds.	Avg.	Long	TD	Year	No.	Yds.	Avg.	Long	TD
1987	42	526	12.5	35	6	1987	2	-9	-4.5	-1	0
<b>Totals</b>	<b>42</b>	<b>526</b>	<b>12.5</b>	<b>35</b>	<b>6</b>	<b>Totals</b>	<b>2</b>	<b>-9</b>	<b>-4.5</b>	<b>-1</b>	<b>0</b>

### SINGLE GAME CAREER HIGHS

#### Regular Season

Yds. Rec.: 124 vs. Tampa Bay 11/8/87

Recpts: 9 vs. Philadelphia 11/1/87;

vs. Tampa Bay 11/8/87

Long Recp: 35 vs. Philadelphia 11/1/87

TD Rec.: 1, six times



**CHARLIE BAKER 52**

Linebacker      New Mexico      9th Year  
 Ht: 6-2      Wt: 234      Born: 9/26/57  
 Acquisition: Third round choice, 1980

### BAKER

- ✓ Has appeared in 106 games since being drafted in third round by Cardinals in 1980
- ✓ After starting just eight games over previous two seasons, he started all 16 games at right linebacker in 1986
- ✓ Led club in tackles in 1982 with 67



**PRO CAREER:** Versatility as outside linebacker has been trademark ... Has racked up career totals of 361 tackles and 9½ sacks ... Started all 25 games from 1982-83 ... Totalled five sacks in 1981 sophomore season and career-best 75 stops in 1983 ... Excellent special teams player as well ... **1987:** Racked up eight solo stops vs. New Orleans (10/11) and nine overall vs. San Francisco (10/18) in only starting assignments ... Started for E.J. Junior vs. San Francisco despite painful broken finger which he re-fractured during game ... Though hampered, still concluded season with contri-

butions on special teams ... **1986:** Got starting nod for all 16 games at LOLB, successfully warding off '86 No. 1 draft choice Anthony Bell ... Finished with three and one-half sacks and one fumble recovery — his first in both departments since 1982 ... Led defense with eight unassisted tackles in season opener vs. L.A. Rams (9/7) ... **1985:** Started just three contests but played in 15 games ... Inserted as starter at strongside linebacker in Week Two when Thomas Howard sustained knee injury, but received knee injury himself vs. Washington (10/17) that saw Niko Noga gain starting berth he never relinquished ... **1984:** Saw abbreviated action after recovering from preseason abdominal injury ... Sat out first five weeks of season but returned

from IR list to start final five games at weakside linebacker ... **1983:** Enjoyed career-best 75 tackles as starting strongside linebacker for all 16 games ... Tackle total ranked second on team among linebackers ... Led defensive charge with 10 tackles vs. Dallas (11/24) ... Recorded career-best four passes defended ... **1982:** In first season as full-time starter, led team with 67 tackles, including 51 solo stops from strongside spot ... Totalled 11 tackles twice vs. Washington (12/12 and 1/2/83) ... Recovered one fumble and defended four passes ... **1981:** Recorded three sacks in first two games ... Chalked up 11 tackles in 20-17 win over Dallas (11/4) ... Sustained ankle sprain in Week Seven, then saw rookie E.J. Junior gain starting berth to finish season ... 46 tackles and five sacks ranked second on team and first among linebackers. ... **1980:** In only start as rookie, totalled nine tackles vs. Philadelphia (12/14) ... Finished season with 40 tackles, one sack and three passes defended ... Played in all 16 games, entering on passing situations and special teams ... Returned one kickoff on reverse for 27 yards ... **GAMES (STARTS):** 1980-16(1), 1981-14(8), 1982-9(9), 1983-16(16), 1984-8(5), 1985-15(3), 1986-16(16), 1987-14(3), TOTALS-106(61) ... **COLLEGE/PERSONAL:** Honorable mention All-American at New Mexico ... First team All-Western Athletic Conference and AP All-Strength Team senior year ... Led team as junior in 1978 with 12 sacks and seven fumble recoveries ... Earned all-state honors at Ector High in hometown of Odessa, Texas ... He and wife, Renea, reside in St. Louis with daughters Oniza Jarie (6/11/84) and Shronda Leigh (9/22/87).

OPPONENTS FUMBLES RECOVERED						TACKLES — QB SACKS				
Year	No.	Yds.	Avg.	Long	TD	Year	Solo	Assist	Total	QB Sacks
1980			—			1980	28	12	40	1
1981			—			1981	33	13	46	5
1982	1	0	0.0	0	0	1982	51	16	67	0
1983			—			1983	49	26	75	0
1984			—			1984	23	6	29	0
1985			—			1985	19	6	25	0
1986	1	0	0.0	0	0	1986	49	7	56	3½
1987			—			1987	21	2	23	0
<b>Totals</b>	<b>2</b>	<b>0</b>	<b>0.0</b>	<b>0</b>	<b>0</b>	<b>Totals</b>	<b>273</b>	<b>88</b>	<b>361</b>	<b>9½</b>

**Additional Statistics:** 1 KO return on a reverse for 27 yards, 1980.



**ANTHONY BELL** **55**

Linebacker Michigan St. 3rd Year  
 Ht: 6-3 Wt: 231 Born: 7/2/64  
 Acquisition: First round choice, 1986

**BELL**


- ✓ Fifth overall choice in 1986 NFL draft
- ✓ Bench presses 475 pounds and consistently clocked under 4.6 in 40
- ✓ Mother was All-State basketball player
- ✓ Had 105 tackles for Michigan St. in 1984



**PRO CAREER:** Wrestled starting left linebacker position away from eight-year veteran Charlie Baker last year ... Was fifth player overall and first linebacker selected in 1986 NFL Draft ... Has bagged 110 tackles during two campaigns with Cardinals. **1987:** Belted out 66 tackles (57 solo) to rank fourth on club ... Also pocketed seven pass defenses, one interception and one sack ... Penciled into opening lineup on 12 occasions last fall ... Rang up eight-tackle performances vs. New York Giants (10/25), Los Angeles Rams (11/15) and Philadelphia (11/22) ... Pulled in first career NFL interception vs. Atlanta (11/29) to thwart

scoring drive and help seal 34-21 Cardinals' win ... Also stung Dallas for six stops in season opener (9/13) ... **1986:** Finished rookie season with 44 tackles and four sacks to lead all non-starting regulars on defense ... Registered four stops vs. San Francisco (11/9) in only start ... Key fourth quarter sack vs. Philadelphia (11/2) forced punt that set up winning possession in 13-10 victory ... Racked up seven tackles vs. Washington (11/30) with three solo stops on kick coverage units ... Piled up four tackles and two sacks vs. Philadelphia (12/7) ... Saw considerably more playing time as season progressed ... Will battle veteran Charlie Baker for outside linebacker spot in 4-3 alignment ... Became third first-round draft choice among Cardinals' linebackers (E.J. Junior, 1979, Alabama; and Freddie Joe Nunn, 1985, Mississippi) ... **GAMES (STARTS):** 1986-16(1), 1987-12(12), TOTALS-28(13) ... **COLLEGE/PERSONAL:** Named honorable mention All-Big Ten in 1984 ... Two-year starter and '85 defensive captain with 221 career tackles at Michigan State ... Played in East-West Shrine game ... Born in Miami, Fla. with all-state and all-conference honors at Anderson High ... Also starred in wrestling and as weight man in track and field ... Mother was all-state basketball player ... Married this past spring.

Year	PASS INTERCEPTIONS					Year	TACKLES — QB SACKS			
	No.	Yds.	Avg.	Long	TD		Solo	Assist	Total	QB Sacks
1986			—			1986	40	4	44	4
1987	1	13	13.0	13	0	1987	57	9	66	1
<b>Totals</b>	<b>1</b>	<b>13</b>	<b>13.0</b>	<b>13</b>	<b>0</b>	<b>Totals</b>	<b>97</b>	<b>13</b>	<b>110</b>	<b>5</b>

**JOE BOSTIC****71**

Guard                  Clemson                  10th Year  
Ht: 6-3                  Wt: 268                  Born: 4/20/57  
Acquisition: Third round choice, 1979

**BOSTIC**

- ✓ His 122 career appearances are second most by active Cardinal player (Roy Green, 124)
- ✓ A knee injury to All-Pro Dan Dierdorf (now of ABC's Monday Night Football) enabled Bostic to start 14 games as rookie in 1979
- ✓ Brother, Jeff, is veteran offensive lineman for Washington Redskins



**PRO CAREER:** Had been fixture in Cardinals' interior line for nine years until knee injury last season hampered his effectiveness... Moved to left guard in '87 after playing on right side since 1980... Prior to initial knee injury suffered vs. Washington (11/30/86), had started 45 straight games... **1987:** Missed most of training camp, then moved to left guard after Lance Smith entrenched himself in Joe's right guard spot during camp... Started four contests before giving way to massive rookie Todd Peat vs. Tampa Bay (11/8)... Prior to

change, Joe played on passing downs while Peat performed on rushing plays... Placed on Injured Reserve (12/22) with stretched ligaments in left knee... **1986:** Provided steady influence for line in transition... Consistently graded well in starting club's first 13 games... Missed final three contests with stretched ligaments in left knee... Had developed fluid on that same knee earlier in season (10/5 vs. N.Y. Giants), forcing him to end string of 26 successive regular season games in which he didn't miss a single offensive down... **1985:** Started all 16 games for second straight year... Assumed leadership role with retirement of nine-year veteran Terry Stieve... Finished season starting all 68 games he's played in since 1981, and hit 100-game plateau in career appearances in season finale... **1984:** Saw first full 16-game season as starter... Former head coach Jim Hanifan stated, "Joe had by far and away his best season for us."... Steady play on right side was major factor in success of Cardinals' passing game and overall offensive effectiveness... **1983:** Starter at right guard for 14 games, missing two games with knee injury... **1982:** Rated by coaching staff as team's best offensive lineman... Was key factor in club's No. 3 rushing offense in NFC... Was flanked by rookie Tootie Robbins at tackle and veteran Dan Dierdorf at center in his first season at right guard... Missed final game of season with knee injury but rebounded to play well in playoff game vs. Green Bay (1/8/83)... **1981:** Started 14 games, missing two contests with sprained ankle... Played that year as youngest member of offensive line... Was voted Offensive Lineman of Game in 30-17 win over Minnesota (10/25)... Developed well in only second season as starter at guard... **1980:** Began season as starter at left guard and played there first six weeks of season... Missed most of game in Week Seven at Washington with foot injury, but returned following week to finish out campaign... Awarded game ball following 23-7 win over N.Y. Giants (11/30)... **1979:** Baptized as rookie when he started 11 straight games at left tackle, replacing former All-Pro Dan Dierdorf... At RT spot, played next to three different guards his first six games... Once he stepped into lineup, was only lineman not to miss game remainder of season... Named to *Pro Football Digest* All-Rookie squad... **GAMES (STARTS):** 1979-16(14), 1980-16(15), 1981-14(14), 1982-

8(8), 1983-14(14), 1984-16(16), 1985-16(16), 1986-13(13), 1987-9(4). TOTALS-122(114) ... **COLLEGE/PERSONAL:** All-American guard at Clemson and All-ACC choice both junior and senior years ... Earned Jacobs Trophy as top blocker in ACC ... Played in Tigers' 1979 Gator Bowl win over Ohio State in Woody Hayes' last game with Buckeyes ... Also starter in Hula Bowl after senior season ... Often requested for speaking engagements due to candidness and leadership qualities ... Integral part of Jewish Hospital's Walk for Wellness campaign in 1985 ... Continues affiliation with Boy Scouts of America, Multiple Sclerosis Foundation, and Cystic Fibrosis cause ... Owns restaurant in St. Louis area called "Bostic's Loft" ... He and wife, Ann, reside in Chesterfield, Mo. with daughters, Jennifer Ann (11/14/84) and Kathryn (8/12/86) ... Was club's player representative, 1985-87.



**RAY BROWN** **62**

Off. Tackle/Guard Arkansas St. 3rd Year  
 Ht: 6-5 Wt: 280 Born: 12/12/62  
 Acquisition: Free Agent 9/22/87  
 Eighth round choice, 1986

**BROWN**

- ✓ Has appeared in 18 games — starting in seven — during first two NFL seasons
- ✓ Added 23 pounds to his 6-5 frame during first off-season, tipping scales at 280 pounds.
- ✓ National Honor Society member and class president at Marion High School in Memphis, Tenn.
- ✓ Pre-law major at Arkansas State



**PRO CAREER:** Possesses intriguing potential as swing man between guard and tackle ... Selected by Cardinals in eighth round, earning spot on roster as rookie with solid preseason ... Released during camp in 1987 but re-signed 9/22, contributing down stretch ... **1987:** Waived in training camp despite high hopes for season, then returned to start three games at left tackle spot ... Played well vs. Washington (10/4), New Orleans (10/11), San Francisco (10/18) as Cardinals yielded

just six combined sacks in those three contests ... Placed on Injured Reserve (11/12) with torn tendon in finger, then activated 12/12 ... Contributed as reserve lineman for final three games of campaign ... **1986:** Starter at left guard last four weeks of season after seeing only spot duty at tackle earlier in year ... Suffered twisted right knee in practice and went on Injured Reserve list (10/17 through 11/20) ... Early-season action consisted mainly of short yardage, goal line and field goal situations ... Added 43 pounds since senior year in college to increase weight from 237 to 280 ... **GAMES (STARTS):** 1986-11(4), 1987-7(3), TOTALS-18(7) ... **COLLEGE/PERSONAL:** All-Southland Conference pick at Arkansas St. at both tackle and tight end ... Transferred to ASU from Memphis St. after freshman year ... Born in Marion, Ark. ... Was All-State performer at Marion High and once had 25 tackles in one game ... Set conference marks in both shot and discus as state shot put champion ... Resides in Marion, Ark. with wife, Ida.



## RON BROWN

82

Wide Receiver Colorado 2nd Year  
 Ht: 5-10 Wt: 186 Born: 1/11/63  
 Acquisition: Free Agent, 9/22/87

### BROWN

- ✓ Originally drafted by New York Giants in sixth round of 1986 NFL Draft
- ✓ Signed with Cardinals after his contract with CFL's Montreal franchise was voided when Alouettes folded
- ✓ Could be Cardinals' most-traveled player, considering he was born in Long Island, N.Y., grew up in Pasadena, Calif., attended college in Boulder, Colo., moved to Montreal to play in the CFL, and now has followed the Cards to Phoenix.



**PRO CAREER:** Originally signed 7/16/87 prior to training camp, released in preseason, then re-signed 9/22 ... Played in just three games and finished season on De-activated list ... Caught two passes for 16 yards and garnered nine yards on reverse vs. Washington (10/4) ... Took handoff from Derrick McAdoo on kickoff return reverse play and bolted for 40 yards vs. San Francisco (10/18) ... Chosen by

N.Y. Giants in sixth round of 1986 NFL Draft ... Released prior to regular season ... Signed with Montreal Alouettes of CFL in summer of 1987, but became free agent when Alouettes' franchise folded before regular season opened ... **GAMES (STARTS):** 1987-3(0) ... **COLLEGE/PERSONAL:** Played running back at Colorado as senior in 1985, rushing for 524 yards on 90 carries for 5.6 average ... Participated in 1986 East-West Shrine Game ... Utilized at wide receiver as junior, parlaying his 4.3 speed into NCAA's leading yards-per-catch average in 1984 with a 23.2 mark ... Earned All-Big Eight First Team honors as junior ... His NCAA career totals read: 57 receptions, 1,217 yards, 21.4 average, eight TDs, and 135 rushing attempts for 751 yards (5.6 avg.) ... Born on Long Island, N.Y., he grew up in Pasadena, Calif., where he was All-American high school selection at John Muir High ... Averaged 9.1 yards per carry as prep tailback and amassed more than 2,000 yards rushing and receiving as senior ... Attended Pasadena City College prior to enrolling at Colorado.

RECEIVING						RUSHING					
Year	No.	Yds.	Avg.	Long	TD	Year	No.	Yds.	Avg.	Long	TD
1987	2	16	8.0	9	0	1987	1	9	9.0	9	0
<b>Totals</b>	<b>2</b>	<b>16</b>	<b>8.0</b>	<b>9</b>	<b>0</b>	<b>Totals</b>	<b>1</b>	<b>9</b>	<b>9.9</b>	<b>9</b>	<b>0</b>

KICKOFF RETURNS					
Year	No.	Yds.	Avg.	Long	TD
1987	1	40	40.0	40	0
<b>Totals</b>	<b>1</b>	<b>40</b>	<b>40.0</b>	<b>40</b>	<b>0</b>



## CARL CARTER 41

Cornerback Texas Tech 3rd Year  
 Ht: 5-11 Wt: 180 Born: 3/7/64  
 Acquisition: Fourth round choice, 1986

### CARTER

- ✓ In second career start, he was thrown at 17 times by Kansas City's Bill Kenney and responded with 10 tackles and six pass defenses (11/23/86).
- ✓ Set Texas Tech 100-meter track record with 10.12 timing, competing against such world-class sprinters as Carl Lewis, Harvey Glance and Calvin Smith in Southwest Conference meets



**PRO CAREER:** Has racked up totals of 90 tackles, three interceptions, and 27 passes defended in two seasons . . . Responded from rookie year shoulder injury to start 12 games in 1987 . . . **1987:** Answered bell as starter 12 times to lead club's cornerbacks with 51 stops and 15 passes defended . . . Victimized for fourth-quarter TD pass vs. Dallas (9/13), but came back to stop Herschel Walker inches short of first down to set up Cardinals' winning possession in 24-13 season-opening victory

. . . Recovered fumble vs. Philadelphia (11/1) that led to Cardinals' field goal . . . Had busy day in return match with Eagles, posting six solo stops, batting away pair of passes, and pulling down interception . . . Knocked away four passes vs. Atlanta (11/29) and three vs. N.Y. Giants (12/13), both Cards' wins . . . **1986:** Belted out 39 tackles and 12 passes defended in stellar 1986 rookie season . . . Played in situational defenses in first 10 weeks of season, then saw first starting role vs. New Orleans (11/16) when he registered four tackles and one pass defended in steady performance . . . Started next four games and picked off passes vs. Washington (11/30) and Philadelphia (12/7) . . . Also proved worth as special teams player, making unassisted stop on all three kickoffs and recovered muffed punt vs. N.Y. Giants (10/5) . . . **GAMES (STARTS):** 1986-14(4), 1987-12(12), TOTALS-26(16) . . . **COLLEGE/PERSONAL:** Earned AP honorable mention All-America in 1985 and first team All-Southwest Conference honors both junior and senior seasons . . . Nine career interceptions ranks No. 4 in Texas Tech history . . . Born in Fort Worth, Texas . . . Excelled in football and track at Wyatt High . . . He and wife, Felicia, have two sons, Carl Jr. (7/12/83) and Christopher (5/30/87).

#### OPPONENTS FUMBLES RECOVERED

Year	No.	Yds.	Avg.	Long	TD
1986	1	0	0.0	0	0
1987	1	0	0.0	0	0
<b>Totals</b>	<b>2</b>	<b>0</b>	<b>0.0</b>	<b>0</b>	<b>0</b>

#### INTERCEPTIONS

Year	No.	Yds.	Avg.	Long	TD
1986	2	12	6.0	11	0
1987	1	0	0.0	0	0
<b>Totals</b>	<b>3</b>	<b>13</b>	<b>4.3</b>	<b>11</b>	<b>0</b>

#### PUNT RETURNS

Year	No.	Yds.	Avg.	Long	TD
1986	1	0	0.0	0	0
<b>Totals</b>	<b>1</b>	<b>0</b>	<b>0.0</b>	<b>0</b>	<b>0</b>

#### KICKOFF RETURNS

Year	No.	Yds.	Avg.	Long	TD
1986	2	21	10.5	14	0
<b>Totals</b>	<b>2</b>	<b>21</b>	<b>10.5</b>	<b>14</b>	<b>0</b>

Year	TACKLES — QB SACKS			QB Sacks
	Solo	Assist	Total	
1986	38	1	39	0
1987	51	0	51	0
<b>Totals</b>	<b>89</b>	<b>1</b>	<b>90</b>	<b>0</b>



**GENE CHILTON** 74

Tackle Texas 3rd Year  
 Ht: 6-3 Wt: 271 Born: 3/27/64  
 Acquisition: Third round choice, 1986

### CHILTON

- ✓ Rated 1986 NFL draft's No. 1 center prospect out of Texas
- ✓ Nicknamed "The Coke Machine" in college because of his barrel-chested physique
- ✓ Played alongside ex-Cardinal guard Doug Dawson and current Phoenix center Mike Ruether in both high school (Houston Memorial) and college (Texas)



**PRO CAREER:** Switched to tackle spot in 1987 after spending time at both guard and center spots his rookie year ... Settling into one position with full off-season program and training camp should enhance his value to young and improving offensive line ... **1987:** Worked as reserve along offensive line and as interior lineman on field goal and PAT units ... Spelled right tackle Tootie Robbins vs. Philadelphia (11/1) and also in opener vs. Dallas (9/13) when Robbins left game in third quarter

with concussion ... Played in 11 contests ... **1986:** Received on-the-job training by starting last five games of season at center after Mike Ruether was sidelined with ankle injury ... Also started at left guard for Derek Kennard (ankle) vs. Philadelphia (11/2) and San Francisco (11/9) ... Saw action early in season as interior lineman on field goal and PAT units ... Other than tackle Luis Sharpe, was club's only offensive lineman to play in every game ... Named to NFL All-Rookie Team by *Pro Football Weekly* ... **GAMES (STARTS):** 1986-16(7), 1987-11(0), TOTALS-27(7) ... **COLLEGE/PERSONAL:** First team All-Southwest Conference pick as senior at Texas ... Bench presses 502 pounds ... Rated draft's No. 1 center prospect in 1986 ... Played both tackle and center for Longhorns ... Played in Senior Bowl ... Born in Houston ... Wife's name is Jeni.

## CLASBY

- ✓ Father, Richard, was captain and All-American on 1953 Harvard football team and college roommate of future U.S. Senator Ted Kennedy
- ✓ Mother's grandfather was Honey Fitzgerald, mayor of Boston in early 1900's, while her aunt is Rose (Fitzgerald) Kennedy, mother of late U.S. President John F. Kennedy and Senator Robert F. Kennedy
- ✓ Played in highly-publicized touch football games in Hyannisport, Mass. with Kennedy and Shriver families during his childhood
- ✓ Bob's grandfather, Joseph Gargen, played in same backfield with Knute Rockne at Notre Dame in 1912-13.
- ✓ Acquired nickname of "House" while attending Notre Dame



**PRO CAREER:** Hard-working, no-frills lineman who lets his steady play do the talking ...

Originally ninth-round choice by Seattle in 1983 ... Played with Jacksonville and Arizona of USFL in 1984-85, totalling 97 tackles and eight sacks in first two professional seasons ... Inked free agent contract with Cardinals in 1986 and has started 21 games the past two years ... **1987:** Shifted from end to tackle in Cards' new 4-3 defense last year ... Ranked eighth among club tacklers with 41 stops ... Also amassed third-highest sack total on team with four ... Started 12 games ... Recovered fumble in fourth quarter vs. Dallas in season opener (9/13) to seal win ... Punched out four tackles and one sack in both Atlanta (11/29) and Tampa Bay (12/20) road games ... Reeled off seven solo stops vs. Los Angeles Rams (11/15) ... **1986:** Came through with solid season in nine starting roles for injured Curtis Greer at defensive end ... First NFL start vs. Washington (10/21) ... Registered forced fumble and recovery vs. Dallas (10/26) ... Racked up eight solo stops vs. Redskins (11/30) in best statistical output of season ... Piled up seven tackles vs. N.Y. Giants (12/14) and forced fumble to set up Cardinals' only touchdown of game ... Finished season with 34 solo tackles, six assists, two sacks, two forced fumbles, and one fumble recovery and pass defended ... **1985:** Started six of 18 games for Jacksonville's 9-9 club ... Amassed 55 tackles, three and one-half sacks, three passes defended, two forced fumbles and one fumble recovery ... **1984:** Started last eight games and lashed out 42 tackles, four and one-half sacks, two fumble recoveries and one forced fumble ... Rights traded by Chicago Blitz to Arizona ... Waived, then re-signed with Arizona before being traded to Jacksonville nine games into '84 campaign ... **GAMES (STARTS):** 1986-16(10), 1987-12(12), TOTALS-28(22) ... **COLLEGE/PERSONAL:** Two-year starter at Notre Dame ... Played both nose tackle and defensive end spots for Irish ... Born in Milton, Mass. and attended Boston College High in Boston with letters in football, hockey and lacrosse ... After USFL tenure, he worked for Boston financial firm for six months before signing with Cardinals in Fall of 1986 ... He and wife, Sheila, reside in Scottsdale, Ariz.



**BOB CLASBY** 79

Defensive Tackle    Notre Dame    3rd Year  
Ht: 6-3    Wt: 271    Born: 9/28/60  
Acquisition: Free agent. 8/15/86

OPPONENTS FUMBLES RECOVERED						TACKLES — QB SACKS				
Year	No.	Yds.	Avg.	Long	TD	Year	Solo	Assist	Total	QB Sacks
1986	1	0	0.0	0	0	1986	34	6	40	3
1987	1	0	0.0	0	0	1987	37	4	41	4
<b>Totals</b>	<b>2</b>	<b>0</b>	<b>0.0</b>	<b>0</b>	<b>0</b>	<b>Totals</b>	<b>71</b>	<b>10</b>	<b>81</b>	<b>7</b>



### CURTIS

- ✓ Rose from free agent status to lead 1987 club in interceptions with five, which also ranked fourth (tied) among NFC leaders
- ✓ His five interceptions were also most by NFC rookie last year
- ✓ Art and design major at West Virginia



## TRAVIS CURTIS 20

Safety                  West Virginia                  2nd Year  
 Ht: 5-10                  Wt: 180                  Born: 9/27/65  
 Acquisition: Free Agent, 9/9/87

**PRO CAREER:** Free agent who opened eyes in training camp, then proceeded to corral team-best five interceptions despite playing mainly in nickel defense package during season ... His five pass thefts tied for fourth among NFC leaders ... Also added 26 tackles and five passes defended last year ... Started at free safety vs. San Francisco (10/18) and delivered two interceptions ... Picked off fourth-quarter pass vs. N.Y. Giants (12/13) at midfield with 1:35 left to preserve 27-24 Cardinals' victory ... Was released in roster cut-down to 45, then re-signed ... Has ability to

play either corner or safety positions ... **GAMES (STARTS):** 1987-13(1) ... **COLLEGE/PERSONAL:** Four-year starter at West Virginia with 226 tackles, 11 interceptions, six fumble recoveries and two blocked kicks during collegiate career.

PASS INTERCEPTIONS						TACKLES — QB SACKS				
Year	No.	Yds.	Avg.	Long	TD	Year	Solo	Assist	Total	QB Sacks
1987	5	65	13.0	31	0	1987	21	7	28	0
<b>Totals</b>	<b>5</b>	<b>65</b>	<b>13.0</b>	<b>31</b>	<b>0</b>	<b>Totals</b>	<b>21</b>	<b>7</b>	<b>28</b>	<b>0</b>



**WAYNE DAVIS** **53**

Linebacker      Alabama      2nd Year  
 Ht: 6-1      Wt: 213      Born: 3/10/64  
 Acquisition: Ninth round choice, 1987

**DAVIS**

- ✓ Played inside consensus All-American Cornelius Bennett at Alabama in 1986
- ✓ Ninth-round Cardinal draft choice who's made an impact on special teams
- ✓ Two-time National Strength Coaches All-American while in Tuscaloosa



**PRO CAREER:** Low-round draft choice who's overcome inexperience with exceptional athletic talent ... Racked up 16 tackles for season, including eight solo stops vs. Tampa Bay (11/8) in first extended action ... With veterans E.J. Junior (hamstring) and Charlie Baker (finger) unable to perform, started first NFL game vs. L.A. Rams (11/15) and responded with five tackles ... Contributed three stops on special teams coverage units ... **GAMES (STARTS):** 1987-12(1) ... **COLLEGE/PERSONAL:** Played inside of Cornelius Bennett (Buffalo Bills) at Alabama ... Two-time National Strength Coaches' All-American Team

selection ... Impressive physical specimen who bench presses 465 pounds ... Swarmed for 327 career tackles with Crimson Tide ... Named to All-SEC Second Team in 1986, when he pocketed 85 tackles (38 solos) to rank second on team ... Mustered eight tackles in 14-10 loss to LSU, and caused and recovered a fumble in 28-6 win over Washington in Sun Bowl ... Invited to Senior Bowl ... Spewed out team-leading 125 tackles (65 solos) as junior ... Both of his interceptions in 1985 (vs. Memphis State and Southern Mississippi) led to Crimson Tide touchdowns ... Tallied season-high 24 tackles in 23-10 win over Texas A&M that season ... Also hit double digits vs. LSU (14 tackles), Georgia (13), Tennessee (11), Southern Mississippi (11) and Memphis State (10) as junior ... Moved into starting lineup at inside linebacker his sophomore year, finishing third on team with 71 stops ... As freshman, inflicted 46 tackles in 10 games ... Chosen SEC Player of the Week in 40-0 blanking of Mississippi in rookie season, as he posted nine tackles and an interception ... Averaged 13 tackles per game as senior ... Physical education major at Alabama ... Two-way performer at Gordo High (Ala.), playing linebacker and tight end ... Also lettered in basketball and baseball as prep athlete.

Year	TACKLES — QB SACKS			
	Solo	Assist	Total	QB Sacks
1987	16	0	16	0
<b>Totals</b>	<b>16</b>	<b>0</b>	<b>16</b>	<b>0</b>



## AL DEL GRECO 17

Kicker Auburn 5th Year  
Ht: 5-10 Wt: 191 Born: 3/2/62  
Acquisition: Free Agent, 12/8/87

### DEL GRECO

- ✓ Converted 74 straight PATs while at Green Bay (1985-87), second longest streak in club history behind Paul Hornung's 96 straight; interestingly, his streak began against the Cardinals in 1985 and ended in his first game as Cardinal last year (vs. N.Y. Giants, 12/13)
- ✓ Currently ranks 12th on Packers' all-time scoring list with 262 points
- ✓ Nailed three field goals in 1987 finale vs. Dallas, marking first time Card kicker had converted that many since Neil O'Donoghue turned trick vs. Philadelphia five years earlier (12/5/82)
- ✓ Once made six field goals vs. Kentucky in 1982 as Auburn's placekicker



brief slump midway through 1987 season, then joined Cardinals ... Hopes to have inside track on kicking chores in '88 ... Owns career field goal accuracy mark of .675 (54-80) with 120 of 123 PATs to his credit for 282 points ... No. 12 on Packers' all-time scoring list with 262 points ... **1987:** Signed as free agent and connected on four of five FG attempts, and eight of nine PATs for 20 points in just three games ... Missed PAT vs. N.Y. Giants (12/13) to break string of 77 consecutive extra points ... Hit all four PATs and 28-yard FG vs. Tampa Bay (12/20) ... Nailed three more FGs in season finale vs. Dallas (12/27), marking first time Cardinals' kicker turned the trick since Neil O'Donoghue vs. Philadelphia (12/5/82) ... Released by Packers 11/7 after converting five of 10 FGs and all 11 PATs ... His 74 straight conversions over three Packer seasons ranks No. 2 in club annals behind Paul Hornung's 96, surpassing Jan Stenerud's total of 67 ... Had tryouts with New England and Detroit before joining Cards ... **1986:** Hit 17 of 27 field goals and was perfect on all 29 PATs for team-best 80 points, padding his total to 236 points, placing him 15th on Packers' all-time scoring list ... Tied club single-game record with four FGs against Chicago (9/22) in Monday Night contest ... Was good on 12 of 14 FG tries inside 40 yards ... Extended string of consecutive PATs to 63 ... **1985:** Converted 19 of 26 FG attempts and 38 of 40 PATs for career-best 95 points, including solid 14 of 16 from inside 40 yards ... Enjoyed memorable game vs. Detroit (12/15) when he made all four FGs attempted, including 27-yarder as time expired in 26-23 Green Bay win ... Also responded with game-winner on 22-yarder with seven seconds left in 20-17 victory over Minnesota (10/13) ... **1984:** Became Packers' kicker in Game Eight (replacing Eddie Garcia) after being contacted at Auburn campus, where he was completing work on degree in business transportation ... Hit on first field goal as professional vs. Seattle (10/2) and went on to make nine in succession, finishing season nine of 12 ... Biggest day as rookie came against New Orleans (11/4), hitting three field goals and two PATs for 11 points in 23-13 win ... Originally had tryout with Packers in May mini-camp but did not sign ... Later inked contract with Miami and made four of six FG tries during preseason but was released when Dolphins decided to retain Uwe von Schamann ... **GAMES:**

1984-9, 1985-16, 1986-16, 1987-8, TOTALS-49, CARDS TOTALS-3 ... **COLLEGE/PERSONAL:** Four-year placekicking specialist at Auburn ... Set school marks for career field goals (42), PAT conversions (110), most field goals in one game (6 vs. Kentucky in 1982), and consecutive PATs (55 ... Missed only one PAT during college career ... Attended Coral Gables (Fla.) High where he honed kicking skills as right wing on soccer team ... Born in Providence, R.I. ... Lists karate as one of his hobbies ... Married, he and wife Lisa have one daughter.

SCORING							
Year	PAT	FG	PTS				
1984	34-34	9-12	61				
1985	38-40	19-26	95				
1986	29-29	17-27	80				
1987	19-20	9-15	46				
<b>Totals</b>	<b>120-123</b>	<b>54-80</b>	<b>282</b>				
<b>Cards</b>	<b>8-9</b>	<b>4-5</b>	<b>20</b>				

FIELD GOAL ACCURACY							
Year	1-19	20-29	30-39	40-49	50+	Total	Pct.
1984	0-0	2-2	3-4	4-5	0-1	9-12	.750
1985	0-0	10-12	4-4	5-9	0-1	19-26	.731
1986	0-0	8-8	4-6	3-9	2-4	17-27	.630
1987	0-0	3-5	4-6	2-4	0-0	9-15	.600
<b>Totals</b>	<b>0-0</b>	<b>23-27</b>	<b>15-20</b>	<b>14-27</b>	<b>2-6</b>	<b>54-80</b>	<b>.675</b>
<b>Cards</b>	<b>0-0</b>	<b>2-3</b>	<b>2-2</b>	<b>0-0</b>	<b>0-0</b>	<b>4-5</b>	<b>.800</b>



## MARK DUDA 73

Defensive Tackle Maryland 6th Year  
Ht: 6-3 Wt: 279 Born: 2/4/61  
Acquisition: Fourth round (A) choice, 1983

### DUDA

- ✓ Started all 16 games at left tackle in 1985
- ✓ Set Maryland single-season record with 13 sacks in 1982
- ✓ Only starting duty in 1986 came in first three games when regular nose tackle David Galloway was sidelined with pulled groin
- ✓ Missed nine games last year while on Injured Reserve with cartilage tear in right knee



**PRO CAREER:** Regained starting spot in '87 at defensive tackle, but knee injury sidelined him after just three games ... Was relegated to reserve NT role behind David Galloway as Cardinals switched to 3-4 defense in 1986 ... Previously started all 16 games in 1985 at defensive tackle with career-best 58 tackles and five and one-half sacks ... Saw only spot duty as rookie in 1983, then used off-season to dramatically improve physique prior to '84

campaign ... **1987:** Pencilled in as starter at defensive tackle and played in three games before leaving N.Y. Giants' game (10/25) with sore right knee ... Underwent arthroscopic surgery to remove some minor cartilage damage and was placed on Injured Reserve (10/28) for duration of season ... Injury was to same knee he had 'scoped in 1985 preseason ... **1986:** Started first six games at nose tackle for David Galloway (groin) despite being bothered by hyper-extended elbow ... Finished season with 12 tackles in 14 game appearances ... Sustained foot injury vs. Buffalo (9/21) and sat out games vs. Dallas (9/29) and Washington (10/19) ... Chalked up five tackles in each of first two starting roles despite playing unfamiliar nose tackle position ... **1985:** Started all 16 games at defensive tackle ... Finished with flourish, posting 30 tackles and three and one-half sacks over last six games, tops among St. Louis defensive linemen in that span ... Season-end totals of 58 tackles and five and one-half sacks — both career-bests — surpassed previous two-year totals combined ... Made remarkable comeback after undergoing arthroscopic knee surgery for torn cartilage in right knee in training camp (8/9) and was ready in time to start season opener ... **1984:** Started first six games at defensive tackle before calf injury, then dislocated knee cap, abbreviated what would have been outstanding year ... Turned heads when he arrived at mini-camp in vastly-improved shape from '83 rookie season ... Though he played in just eight games, amassed 23 tackles and four sacks ... **1983:** Stepped into starting lineup six times as rookie DT, finishing season with 27 tackles and one sack ... First NFL start came against Dallas (9/11) ... Then proceeded to start next five games ... Saw first action in season opener vs. New Orleans (9/4) when starter Galloway was injured, and in only few series racked up four tackles and one fumble recovery ... Missed two games with injury to left foot ... **GAMES (STARTS):** 1983-14(6), 1984-8(6), 1985-16(16), 1986-14(6), 1987-3(3), TOTALS-55(37) ... **COLLEGE/PERSONAL:** First team All-ACC pick and honorable mention All-American at Maryland ... Set Terrapin record with 13 sacks in 1982 ... Played in East-West Shrine Game ... Born in Wilkes Barre, Pa. ... Attended Plymouth High ... He and wife, Ruth Ann, reside in Plymouth in off-season.

OPPONENTS FUMBLES RECOVERED						TACKLES — QB SACKS				
Year	No.	Yds.	Avg.	Long	TD	Year	Solo	Assist	Total	QB Sacks
1983	2	0	0.0	0	0	1983	17	10	27	1
1984			—			1984	14	9	23	4
1985	1	0	0.0	0	0	1985	47	11	58	5½
1986			—			1986	12	0	12	0
1987			—			1987	0	1	1	0
<b>Totals</b>	<b>3</b>	<b>0</b>	<b>0.0</b>	<b>0</b>	<b>0</b>	<b>Totals</b>	<b>90</b>	<b>31</b>	<b>121</b>	<b>10½</b>



**EARL FERRELL 31**

Fullback E. Tennessee St. 7th Year  
 Ht: 6-0 Wt: 240 Born: 3/27/58  
 Acquisition: Fifth round (B) choice, 1982

blocker, he's consistently opened holes for Stump Mitchell and Ottis Anderson in recent years ... Paid dues on special teams during first NFL campaigns, then landed starting fullback role in 1984 ... **1987:** Appeared headed towards his finest professional season before knee injury sidelined him for Cards' final four games ... Rammed inside for 512 yards on 113 carries, and caught 23 passes for 262 yards in only 11 contests ... His seven rushing touchdowns was bettered only by Los Angeles Rams' Charles White (11) in NFC ... Placed on Injured Reserve list (12/5) after suffering partial tear of medial collateral ligament in left knee at Atlanta (11/29) ... Underwent arthroscopic operation for exploratory purposes, but did not require further surgery ... Also played with thumb cast on right hand for three weeks during preseason after sustaining broken thumb during practice (8/17) ... Cast was removed one week prior to regular-season opener vs. Cowboys ... Zoomed to career-high totals of 27 carries, 87 yards and two touchdowns at Washington (10/4) in first-ever start at halfback ... Also smoked home turf for 79 yards on eight attempts vs. Philadelphia (11/1) and 71 yards on 10 carries vs. Dallas (9/13) ... Ripped off career-long run of 35 yards vs. Eagles at Veterans Stadium (11/22), when he netted 76 yards on 14 carries during afternoon ... **1986:** Barrelled for 548 yards on 124 carries and snared 56

### FERRELL

- ✓ Averages 4.57 yards per carry for career (333 att., 1,520 yds.), one of best figures by fullback in NFL
- ✓ His 56 receptions two years ago were most by fullback in Cardinal history and third most among 1986 NFC running backs (behind Roger Craig's 81 and Herschel Walker's 76)
- ✓ One of nine children, he had to quit high school during senior year after father died. He worked in tobacco fields of southern Virginia to support family.
- ✓ Enrolled in Job Corps and completed his high school education through Graduate Equivalent Program. He resumed football in Job Corps, earning scholarship to East Tennessee State.



**PRO CAREER:** Bull-strong fullback whose stock has soared the past two NFL seasons ... Has pierced 500-yard rushing mark in both 1986 (548) and last year (512) ... Punishing

passes for 434 yards and three touchdowns in paramount season of Cardinal career ... Both rushing and receiving totals ranked second on club ... Caught five or more passes five times last year, including six-grab efforts in both Dallas tilts ... His 548 rushing yards surpassed his previous four years combined (460) ... In Monday night clash (9/29) vs. Cowboys, he rushed for 40 yards on five carries and yanked down six passes for 36 yards ... Twice reached career high-water rushing marks with 71 yards vs. both Buffalo (9/21, 11 carries) and Tampa Bay (12/21, 9 carries) ... Unleashed pair of game-breaking plays at Tampa Bay (10/12), ripping off 25-yard run and 30-yard touchdown catch in 30-19 victory ... **1985:** Started nine of first 11 games before going on Injured Reserve (11/25) ... Achieved then career-best rushing totals of 45 attempts for 204 yards and 4.5 average ... Evidence of big play ability was that 11 of his 25 pass receptions were parlayed into gains of 10 or more yards, with six going for 15 yards or more ... Scored game-winning TD with eight-yard run in 21-10 Monday Night win over Dallas (11/4) ... Instrumental in paving way for Stump Mitchell's first 1,000-yard rushing season ... **1984:** Earned starting spot at fullback and answered bell with 4.5 yard-per-carry average and 26 receptions ... Provided lead blocks for All-Pro Otis Anderson's fifth 1,000-yard rushing season ... Caught his first TD pass vs. New Orleans (9/23) on 11-yard aerial from Neil Lomax ... Played in all 16 games, extending his streak of consecutive games to 41 ... **1983:** Paid his dues on special teams with kickoff return and coverage units ... Carried ball just seven times, but had 7.6 average ... Scored first pro TD on 11-yard run in 44-14 win over San Diego (11/20) ... Returned 13 kickoffs for 19.8 average as deep man alongside Stump Mitchell ... Registered 16 tackles on kick cover units ... Played in all 16 games ... **1982:** Saw duty only on special teams ... Returned four kickoffs for 22.0 average ... Best game as return man vs. Dallas (9/19) with three kickoff returns for 25.3 average ... Twice named Special Teams Player of the Game, vs. Atlanta (11/28) and again vs. Chicago (12/19) ... Understudy to starter Wayne Morris, one of finest blocking backs in NFL and key to Anderson's early success ... **GAMES (STARTS):** 1982-9(0), 1983-16(0), 1984-16(9), 1985-11(9), 1986-16(15), 1987-11(11), **TOTALS-79(44)** ... **COLLEGE/PERSONAL:** Three-year starter at East Tennessee State after suffering knee injury as freshman ... Led team in rushing each of last three seasons ... Finished collegiate career with 5.3 rushing average and 21 touchdowns ... Outstanding football player and wrestler at Halifax County High in South Boston, Va ... Has degree in Physical Education from ETSU.

### SINGLE GAME CAREER HIGHS

#### Regular Season

Yds. Rush: 87 @ Washington 10/4/87  
 Rush Att.: 27 @ Washington 10/4/87  
 Long Run: 35T @ Philadelphia 11/22/87  
 TD Rush: 2 @ Atlanta 11/29/87  
 Yds. Rec.: 62 vs. L.A. Rams 11/15/87  
 Recpts.: 6 vs. Dallas 9/29/86;  
 @ Dallas 10/26/86  
 Long Recp: 36 @ Atlanta 11/29/87  
 TD Rec.: 2 @ Washington 10/19/86

#### PUNT RETURNS

Year	No.	Yds.	Avg.	Long	TD
1982	1	6	6.0	6	0
1983	1	0	0.0	0	0
<b>Totals</b>	<b>2</b>	<b>6</b>	<b>3.0</b>	<b>6</b>	<b>0</b>

#### KICKOFF RETURNS

Year	No.	Yds.	Avg.	Long	TD
1982	4	88	22.0	27	0
1983	13	257	19.8	28	0
1986	3	41	13.7	27	0
1987	1	10	10.0	10	0
<b>Totals</b>	<b>21</b>	<b>396</b>	<b>18.9</b>	<b>28</b>	<b>0</b>

#### RECEIVING

Year	No.	Yds.	Avg.	Long	TD
1982	—	—	—	—	—
1983	—	—	—	—	—
1984	26	218	8.4	21	1
1985	25	277	11.1	30	2
1986	56	434	7.8	30t	3
1987	23	262	11.4	36	0
<b>Totals</b>	<b>130</b>	<b>1,191</b>	<b>9.2</b>	<b>36</b>	<b>6</b>

#### RUSHING

Year	No.	Yds.	Avg.	Long	TD
1982	—	—	—	—	—
1983	7	53	7.6	21	1
1984	44	203	4.5	25	1
1985	45	204	4.5	30	2
1986	124	548	4.4	25	0
1987	113	512	4.5	35t	7
<b>Totals</b>	<b>333</b>	<b>1,520</b>	<b>4.6</b>	<b>35t</b>	<b>11</b>



## JIM GALLERY 13

Kicker Minnesota 2nd Year  
 Ht: 6-1 Wt: 190 Born: 9/15/61  
 Acquisition: Waivers from New England, 9/8/87

### GALLERY

- ✓ Arguably showcased the NFL's strongest leg, reaching the end zone 22 times out of 65 total kickoffs last year
- ✓ Average start of opponents' offense was 22.4 yard line following his boots
- ✓ As native of Minnesota, he's a die-hard Twins fan who attended every World Series game in St. Louis last year
- ✓ While at University of Minnesota, tied school record with 57-yard field goal




**PRO CAREER:** Signed as free agent (replacing John Lee) and converted nine of 19 field goal tries and 30 of 31 PATs for team-high 57 points... Howitzer leg drew attention during kickoffs and long field goal attempts... Yielded FG duties to Al Del Greco for final three games of season... Of his 65 kickoffs, opponents' avg. start was 22.4 yard line... Fourteen of those KOs went into end zone for touchback, three sailed completely out of end zone, and five more times the opponent returned his kicks from inside their own end zone... Boomed four of five KOs into end zone for touchbacks in NFL debut on opening day vs. Dallas (9/13), with one travelling over end line in fourth quarter... Kicked 23-yard FG on Cardinals' opening possession, then received standing ovation when ensuing KO bounced through Dallas end zone... Of his six kickoffs vs. Tampa Bay (11/8), Bucs' average start was own 16-yard line... With great hang time on one KO vs. L.A. Rams (11/15), saw Ron Brown field ball on own one-yard line, then fumble as he was hit, with Derrick McAdoo recovering ball in end zone for Cardinals' score... Nailed career-long 48-yarder field goal vs. Washington (12/6)... Matched opening-day performance when his three KOs vs. Tampa Bay (12/20) went into end zone to -8, -5, -4... Signed by New England 5/10, waived when Patriots decided to retain Tony Franklin... Had previous tryouts with Buffalo in 1984 and 1985... Originally 10th-round draft choice by Tampa Bay in 1984... **GAMES:** 1987-13... **COLLEGE/PERSONAL:** Record-setting kicker for Gophers as four-year player at Minnesota... Converted 40 of 63 field goals (.635) and school-record 96 PATs in college... Tied school record with 57-yard field goal vs. Indiana in 1981... Member of Gopher baseball team for two seasons but concentrated solely on football as senior... Attended Morton (Minn.) High, winning 16 letters in baseball, football, basketball and track... Set prep state record with 54-yard field goal at Morton High... Gained all-conference honors in three sports as prep athlete... Born in Redwood Falls, Minn., and grew up in Morton, a farming community of 500 people in southwest Minnesota.

### SCORING

Year	TD	PAT	FG	PTS
1987	0	30-31	9-19	57
<b>Totals</b>	<b>0</b>	<b>30-31</b>	<b>9-19</b>	<b>57</b>

## FIELD GOAL ACCURACY

Year	1-19	20-29	30-39	40-49	50+	Total	Pct.
1987	0-0	4-5	2-7	3-7	0-0	9-19	47.4
<b>Totals</b>	<b>0-0</b>	<b>4-5</b>	<b>2-7</b>	<b>3-7</b>	<b>0-0</b>	<b>9-19</b>	<b>47.4</b>



**DAVID GALLOWAY 65**

Defensive End Florida 7th Year  
 Ht: 6-3 Wt: 279 Born: 2/16/59  
 Acquisition: Second round choice, 1982

### GALLOWAY

- ✓ Has bagged 29½ sacks in only 59 career starts
- ✓ Was club's fourth-leading tackler (70) in 1986 despite missing first two games with groin injury
- ✓ Led Tampa Bay Area (Hillsborough County) in slam dunks while playing prep basketball, directing Brandon High to its first Western Conference basketball championship in school history



a sign he may be on verge of NFL stardom . . . Has commanded double-team attention in recent years . . . Stockpiled 12 sacks as defensive tackle in 1983 . . . **1987:** Placed on Injured Reserve list (9/1) after sustaining broken left forearm during goal-line drill at training camp in Charleston, Ill. (8/10) . . . Limited to four tackles and one sack in starting only three games last year . . . Lone sack came in 27-24 win over New York Giants (12/13) in St. Louis . . . Aggravated forearm at Tampa Bay (12/20), but X-rays proved negative . . . Used sparingly in season finale at Dallas (12/27), however . . . **1986:** Club's fourth-leading tackler with 70 stops, the top total among Cardinal defensive linemen and his personal career best . . . Also collected five sacks, two fumble recoveries and one blocked PAT last year . . . Notched five or more tackles eight times, a remarkable number from his congested nose tackle region . . . Recorded eight unassisted tackles and one sack vs. Dallas (9/29) in first start of season . . . Pumped out seven tackles and one sack at Tampa Bay (10/12) and nailed five tackles and caused Phil Simms to fumble vs. N.Y. Giants (10/5) . . . Also netted five tackles and recovered two fumbles — both in first half — against K.C. (11/23) . . . **1985:** Piled up 56 tackles from his right defensive tackle spot in first 16-game season as


starter . . . Registered nine tackles in season opener vs. Green Bay (9/8) . . . Recovered fumble that led to score in 41-27 win over Cincinnati the next week . . . Batted down pair of passes vs. N.Y. Giants (9/22) . . . Registered two sacks vs. Philadelphia (11/17) . . . Rolled up eight tackles and sack in season finale vs. Washington (12/21) . . . **1984:** Despite missing two contests with dislocated toe, still led all St. Louis defensive linemen with career-best 53 tackles . . . Also registered five sacks . . . Was integral part of Cardinals' rushing defense that yielded just 11 TDs on ground . . . Notched seven tackles and two sacks vs. Dallas (11/11), then added seven more stops the next week vs. N.Y. Giants . . . **1983:** Stamped his mark as a force on defensive line with 12 sacks, an amazing total for interior lineman . . . Highlighted fine season when, with Cardinals nursing three-point lead late in game, nailed QB Dave Krieg for safety in 33-28 win over Seattle (11/13) . . . It was his third sack of afternoon . . . Played in all 16 games with 13 starting assignments, including last 12 contests . . . Rolled up seven stops and one sack vs. Kansas City (10/2) and pair of sacks in Cardinals' 44-14 win over San Diego (11/20) . . . Picked off game-saving interception with 1:18 left to play in 10-6 win over N.Y. Giants (12/4) . . . Climaxed season with two sacks in 31-7 win over Philadelphia (12/18) as St. Louis totalled 11 QB traps in finale . . . **1982:** Finished strong after suffering dislocated elbow in second preseason game . . . His Injured Reserve status, combined with players' strike, slowed comeback . . . Played in final five games and earned starting spot in playoff game vs. Green Bay (1/8/83) . . . Recorded two sacks in season finale vs. Washington (1/2/83) . . . Defensive line coach Floyd Peters convinced him he could still be good football player, drummed him into good physical shape, and cultivated his skills that paid off by season's end . . . **GAMES (STARTS):** 1982-5(0), 1983-16(13), 1984-14(14), 1985-16(16), 1986-14(13), 1987-4(3), **TOTALS-69(59)** . . . **COLLEGE/PERSONAL:** All-American defensive end at Florida and finalist for 1981 Lombardi Trophy . . . Played in 1982 Hula Bowl and voted Outstanding Defensive Player in 1980 Tangerine Bowl . . . One of nation's top prep athletes at Brandon High as three-sport star . . . Raised by older sister, Shelly, after father died when David was two years of age and mother passed away when he was seven . . . Actively supports American Cancer Society . . . Standout on Cardinals' off-season basketball team . . . He and wife, Josie, have two sons, David Jr. (11/9/83) and Ryan (11/14/86).

OPPONENT FUMBLES RECOVERED						PASS INTERCEPTIONS					
Year	No.	Yds.	Avg.	Long	TD	Year	No.	Yds.	Avg.	Long	TD
1982			—			1982			—		
1983	1	0	0.0	0	0	1983	1	17	17.0	17	0
1984			—			1984			—		
1985	1	0	0.0	0	0	1985			—		
1986	2	0	0.0	0	0	1986			—		
1987			—			1987			—		
<b>Totals</b>	<b>4</b>	<b>0</b>	<b>0.0</b>	<b>0</b>	<b>0</b>	<b>Totals</b>	<b>1</b>	<b>17</b>	<b>17.0</b>	<b>17</b>	<b>0</b>

TACKLES — QB SACKS				
Year	Solo	Assist	Total	QB Sacks
1982	7	3	10	2
1983	25	11	36	12
1984	45	8	53	5
1985	46	10	56	4 <sup>1/2</sup>
1986	65	5	70	5
1987	3	1	4	1
<b>Totals</b>	<b>191</b>	<b>38</b>	<b>229</b>	<b>29<sup>1/2</sup></b>

**Additional Statistics:** credited with one safety, 1983. Blocked one field goal, 1986.



## MARK GARALCZYK 76

Defensive Tackle Western Michigan 2nd Year  
 Ht: 6-5 Wt: 272 Born: 8/12/65  
 Acquisition: Sixth round choice, 1987

### GARALCZYK

- ✓ Averaged more than 100 tackles per season at Western Michigan for three years (1984-86)
- ✓ In second NFL start vs. New Orleans last year (10/11), he smoked Saints for eight solo tackles, two sacks and a forced fumble that Leonard Smith returned for touchdown
- ✓ Was sophomore walkon at Western Michigan



**PRO CAREER:** Chalked up 18 tackles, two and one-half sacks, one fumble recovery and forced one fumble as rookie ... Appeared in 11 games with three starting assignments ... Started season on Injured Reserve (9/8) with bruised thigh, then activated 10/2 before making NFL starting debut vs. Washington (10/4) with four tackles ... Played outstanding game the following week vs. New Orleans (10/11) with eight solo stops, a pair of sacks, and forced fumble that teammate Leonard

Smith returned 29 yards for TD in Cardinals' 24-19 win ... Recovered fumble to set up Cardinals' score vs. San Francisco (10/18) ... Contributed late in season after Mark Duda failed to come back from knee injury ... **GAMES (STARTS):** 1987-11(3) ... **COLLEGE/PERSONAL:** Sophomore walk-on who earned two-time All Mid-American Conference honors with career totals of 302 tackles and 17 sacks as three-year starter ... Was twice named to All-Mid American Conference first team ... Ripped off team-leading 102 tackles last year, including 17 tackles for 80 yards in losses ... Contributed season-high 16 tackles and a sack in 45-17 romp over Ohio University, while he posted 13 tackles vs. Kent State, 10 and a sack vs. Ball State, and nine vs. Eastern Michigan ... Earned conference's Defensive Player of the Week with 13 tackles vs. Central Michigan in 1985, and boasted 17-stop day vs. Bowling Green that season ... As sophomore, surprised with 15 tackles and two sacks in Miami-Ohio game ... Also lettered in track and wrestling in high school ... Physical education major at Western Michigan ... Two-way tackle and conference defensive MVP at Fraser (Mich.) High ... Born in Roseville, Mich.

OPPONENTS FUMBLES RECOVERED						TACKLES — QB SACKS				
Year	No.	Yds.	Avg.	Long	TD	Year	Solo	Assist	Total	QB Sacks
1987	1	0	0.0	0	0	1987	17	1	18	2½
<b>Totals</b>	<b>1</b>	<b>0</b>	<b>0.0</b>	<b>0</b>	<b>0</b>	<b>Totals</b>	<b>17</b>	<b>1</b>	<b>18</b>	<b>2½</b>



## SAMMY GARZA 10

Quarterback Texas-El Paso 2nd Year  
 Ht: 6-1 Wt: 184 Born: 9/30/65  
 Acquisition: Free Agent, 9/30/87

### GARZA

- ✓ In NFL starting debut, led Cardinals to 28-21 fourth-quarter lead over heavily-favored 49ers (10/18) before finally bowing; completed 10 of 17 passes for 177 yards and one TD in that debut performance
- ✓ Authored three 400-yard passing games as senior at UTEP, finishing college career with 6,130 yards and 35 touchdowns with 473 completions in 817 attempts
- ✓ Directed UTEP to 23-16 upset win over defending national champion BYU in 1985



**PRO CAREER:** Signed as free agent after failing to see action as Seattle's eighth round pick in 1987 draft . . . Opened up at QB in second half for Cardinals vs. New Orleans (10/11), completing one of three passes but scoring from six yards on rollout in what proved to be winning points in 24-19 win . . . Started next

week vs. San Francisco (10/18) and impressed with ability to execute offense despite wearing plays on wristband . . . Took Cardinals 80 yards on opening drive for 7-0 lead . . . Completed 10 of 17 passes for 177 yards and one TD, and rushed five times for 18 yards in game . . . Finished out season on De-activated list . . . **GAMES (STARTS):** 1987-3(2) . . . **COLLEGE/PERSONAL:** Record-setting passer at UTEP and honorable mention All-Western Athletic Conference (behind Cards' 1987 No. 1 draft choice, Kelly Stouffer, now with Seattle) . . . Authored three 400-plus yard passing games as senior . . . Directed UTEP to 23-16 upset win over defending national champion BYU in 1985 . . . Team captain in 1986 when led Miners to 4-8 record, their best in six seasons . . . Attended Harlingen High in Harlingen, Texas . . . Lettered in football, basketball, baseball and track . . . Sports management major at UTEP

Year	Att.	Comp	Yds.	Pct	PASSING					Rating
					Avg/Att.	TD	Int	Long	Tkld/Lst	
1987	20	11	183	55.0	9.15	1	2	38T	1/13	63.1
<b>Totals</b>	<b>20</b>	<b>11</b>	<b>183</b>	<b>55.0</b>	<b>9.15</b>	<b>1</b>	<b>2</b>	<b>38T</b>	<b>1/13</b>	<b>63.1</b>

Year	No.	RUSHING		
		Yds.	Avg.	Long TD
1987	8	31	3.9	10 1
<b>Totals</b>	<b>8</b>	<b>31</b>	<b>3.9</b>	<b>10 1</b>



**ROY GREEN**

**81**

Wide Receiver Henderson St. 10th Year  
Ht: 6-0 Wt: 195 Born: 6/30/57  
Acquisition: Fourth round choice, 1979

## GREEN

- ✓ In past five years, he's averaged 58.2 receptions, 944.6 yards and 8.2 TDs per season
- ✓ Had his club single-season reception mark broken by J.T. Smith (80) in both 1986 and 1987
- ✓ His 1,555 receiving yards in 1984 was highest total by NFL player in 19 years, and still remains fourth most yards in League history behind Charley Hennigan's 1,746 (1961), Lance Alworth's 1,602 (1965) and Jerry Rice's 1,570 (1986).
- ✓ During sensational '84 season, he averaged 45.3 yards per TD catch
- ✓ Began NFL career as defensive back from 1979-81, making history in '81 vs. Washington (9/20/81) when he became first player to catch TD pass and intercept pass in same game since Redskins' Eddie Sutton in 1957



**PRO CAREER:** Injuries have continued to plague the "Jet Stream" in recent seasons, although he remains one of NFL's most lethal long-bomb threats when healthy. . . Missed four-and-a-half games last year with hamstring problems, and was sidelined five games in 1986 due to corrective surgery on left ankle to remove calcium deposits . . . Strung together back-to-back 78-catch seasons in 1983 and 1984, earning Pro Bowl honors both years . . . Those 78 figures were club single-season records until teammate J.T. Smith tallied 80 in 1986 and 91 last season . . . Rattled off 1,227 yards and 14 touchdowns in '83, with an encore of 1,555 yards and 12 TDs in '84 . . . Has caught at least 40 passes in each of last seven seasons . . . In Cardinal career charts, currently ranks second in touchdown catches (48), and fourth in both receptions (357) and reception yardage (5,852) . . . Third place for both receptions (418, Bobby Joe Conrad, 1958-68) and reception yardage (6,644, Mel Gray, 1971-82) should be in range this season, while he needs 13 TD catches to break Sonny Randle's club mark of 60 . . . With 51 total TDs (48 receiving, 1 rushing, 1 punt return, 1 kickoff return), he needs only 10 more touchdowns to surpass Randle's team mark of 60 as well . . . Began NFL career as defensive back from 1979-81, making history in '81 vs. Washington (9/20/81) when he became first player to catch TD pass and intercept pass in same game since Redskin's Eddie Sutton in 1957 . . . Tied NFL record with 106-yard kickoff return for touchdown vs. Dallas (10/21/79) as rookie . . . **1987:** Averaged 17.0 yards per grab in catching 43 passes for 731 yards and four touchdowns in 12 games . . . His yardage mark ranked ninth among NFC receivers . . . Snared seven receptions for 112 yards in season finale at Dallas (12/27), the 14th time he's pierced century yardage mark in career . . . Chased down seven passes for 139 yards at San Diego in Week Two (9/20) . . . Also registered estimable performances vs. Redskins (6-90) and Cowboys (4-90, 2 TDs) at Busch Stadium . . . **1986:** Underwent surgery 9/22 to remove calcium deposit in left ankle and remained on club's Injured Reserve list until Dallas contest (10/24) . . . Despite missing five games, he flagged down 42 passes for 517 yards and six touchdowns . . . Caught TD pass in four of last five contests of season, including 48-yard strike from Neil Lomax with 2:39 left in regulation at Philadelphia (12/

7) in eventual 10-10 overtime deadlock... His six catches for 100 yards in Eagles' clash marked 12th time he's pierced century yardage mark in his career... Did not catch a pass vs. New Orleans (11/16), ending 74-game streak in which he'd caught at least one pass... **1985:** Started just 13 games when severe toe injury, then an equally-debilitating ankle sprain in Week Eight, placed a damper on his productivity... Still managed to catch 50 passes for 693 yards and five TDs... Once his injuries were behind him, finished final four games with 18 receptions, including seven vs. Dallas (11/28)... Season-best 94 yards on six catches in 43-28 win vs. Green Bay (9/29), including insurance points on 37-yard TD grab... Sat out games in Weeks Nine to 11 with injury... **1984:** Stamped his mark as one of most feared deep threats in NFL with 78 pass receptions for 1,555 yards and 12 TDs enroute to second straight Pro Bowl berth... Total of 78 catches tied own club mark set year before... Eclipsed 100-yard receiving mark six times and caught five or more passes nine times... Caught fourth quarter TD passes of 47 and 56 yards in 34-33 comeback win over Indianapolis (9/16)... Pulled down third period scoring strikes of 70 and 45 yards in 31-20 win over Dallas (10/7)... Piled up two more TDs on aerials of 38 and 83 yards in 26-24 comeback win over Washington (10/21)... In season finale, rang up career-best 196 yards on eight catches, including TD grabs of 75 and 18 yards vs. Redskins (12/16)... **1983:** In only his first 16-game season as a wide receiver, blossomed as Cardinals' all-time single-season record-holder with 78 receptions for 1,227 yards... Caught five or more passes 10 times... Eye-opening four TD catches in 33-28 win over Seattle (11/13)... Caught 26-yard game-winner with only 29 seconds left vs. Philadelphia (9/25) in 14-10 victory... His 14 TD catches were most by Cardinal since Sonny Randle set club record of 16 in 1960... Season-best 133 yards on eight grabs vs. Washington (11/6), and four vs. Seattle (11/13), totalling seven in three-game stretch... Over final eight games of season, caught 35 passes for 629 yards, 17.9 average and impressive 10 TDs... **1982:** First season as full-time wide receiver... Ranked second on team with 32 pass receptions... Enjoyed career-best 10 receptions with 170 yards vs. Dallas (9/19)... Caught dramatic game-winning and playoff-clinching TD on eight-yard reception with :27 showing on clock in 24-21 win over N.Y. Giants (12/26)... Ran ball six times on reverses or fake punts... Caught nine passes for 113 yards in playoff loss to Green Bay (1/8/83)... Also made five tackles on special teams coverage units... **1981:** Turned in one of most unique, inimitable seasons in recent NFL history as first authentic two-way performer in League in more than two decades... Began year as fifth DB, but with injuries depleting receiving corps, was inserted as surprise wide receiver vs. Dallas (9/13) and promptly caught 60-yard TD pass on first play... Made headlines next week vs. Redskins when he became first player to catch TD pass and intercept pass in same game since Washington's Eddie Sutton performed feat in 1957... In that game, he was on field for total of 99 plays (offense, defense, four special teams) and caught four passes for 115 yards, including 58-yard TD on first play of game... For year, caught and intercepted a pass in same game three times (vs. Washington 9/20, Buffalo 11/15, and New Orleans 12/6)... Hauled in game-winner in final minute with 33-yard TD reception in 27-20 victory over New England (11/29)... Against New Orleans (12/6), caught one pass for 28 yards, returned an interception for 29 yards, broke up another pass, and sealed game away in fourth quarter with 44-yard TD run from up-back position in punt formation in 30-3 St. Louis win... His 21.4 yards-per-catch average led NFC... Attended both offense and defense meetings and was tutored after hours by coaching staff... Made 15 tackles on defense with 11 passes defended... Also returned eight kickoffs for 16.9 average... **1980:** Started six games at strong safety, finishing season with 38 tackles, one sack and one interception with nine passes defended... First career interception came against Dallas (11/16)... Earned game MVP honors for 57-yard punt return for TD in fourth quarter in 24-23 win over Detroit (12/7)... Returned 16 punts for 10.5 average, good for third in NFC and fourth in League... Also returned 32 kickoffs for 745 yards and 23.3 average, which ranked sixth in NFL and fourth in conference... Missed final game of season with knee strain... **1979:** Burst onto NFL scene with 106-yard kickoff return for TD vs.

Dallas (10/21) ... The return tied NFL record held by Al Carmichael of Green Bay (10/7/56) and Nolan Smith of Kansas City (12/17/67) ... Ranked second in NFC and fourth in League with 24.6 return average on 41 returns for 1,007 yards ... Returned nine of those kickoffs for more than 30 yards ... On defense, recorded 33 tackles, two passes defended and recovered two fumbles ... Also returned eight punts for 42 yards ... Named to *The Sporting News* and *Pro Football Weekly* All-NFC team as return specialist ... **GAMES (STARTS):** 1979-16(0), 1980-15(6), 1981-16(2), 1982-9(9), 1983-16(16), 1984-16(16), 1985-13(13), 1986-11(10), 1987-12(12), **TOTALS**-124(84) ... **COLLEGE/PERSONAL:** Versatile NAIA All-American in 1978 at Henderson State in Arkansas ... Played defensive back and returned kickoffs and punts ... Scored TDs in all three categories (26-yard interception, 74-yard punt return, 90-yard kickoff return) during collegiate career ... Three-sport letterman at Magnolia High in hometown of Magnolia, Ark ... Inducted into Arkansas Hall of Fame in 1984 ... Very active in numerous football camps ... Team's 1985 nominee for NFL Man of the Year ... He and wife, Sharon, have two daughters, Myosha (10/23/80) and Candace (7/12/84).

RECEIVING						RUSHING					
Year	No.	Yds.	Avg.	Long	TD	Year	No.	Yds.	Avg.	Long	TD
1979	1	15	15.0	15	0	1979			—		
1980			—			1980			—		
1981	33	708	21.4	60	4	1981	3	60	20.0	44T	1
1982	32	454	14.2	42	3	1982	6	8	1.2	13	0
1983	78	1,227	15.7	71T	14	1983	4	49	12.3	25	0
1984	78	1,555	19.9	83T	12	1984			—		
1985	50	693	13.9	47	5	1985			—		
1986	42	517	12.3	48T	6	1986	2	-4	-2.0	1	0
1987	43	731	17.0	57	4	1987	2	34	17.0	26	0
<b>Totals</b>	<b>357</b>	<b>5,900</b>	<b>16.5</b>	<b>83T</b>	<b>48</b>	<b>Totals</b>	<b>17</b>	<b>147</b>	<b>8.6</b>	<b>44T</b>	<b>1</b>

PUNT RETURNS						KICKOFF RETURNS					
Year	No.	Yds.	Avg.	Long	TD	Year	No.	Yds.	Avg.	Long	TD
1979	8	42	5.3	14	0	1979	41	1,005	24.5	106T	1
1980	16	168	10.5	57T	1	1980	32	745	23.3	37	0
1981			—			1981	8	135	16.9	28	0
1982	3	20	6.7	11	0	1982			—		
1983			—			1983	1	14	14.0	14	0
1984			—			1984	1	18	18.0	18	0
1985			—			1985			—		
1986			—			1986			—		
<b>Totals</b>	<b>27</b>	<b>230</b>	<b>8.5</b>	<b>57T</b>	<b>1</b>	<b>Totals</b>	<b>83</b>	<b>1,917</b>	<b>23.1</b>	<b>106T</b>	<b>1</b>

**SINGLE GAME CAREER HIGHS**

<b>Regular Season</b>	<b>Playoffs</b>
Yds. Rec.: 196 vs. Washington 12/16/84	Yds. Rec.: 113 vs. Green Bay 1/8/83
Recpts.: 10 vs. Dallas 9/12/82	Recpts.: 9 vs. Green Bay 1/8/83
Long Rec.: 83T vs. Washington 10/21/84	Long Rec.: 29 vs. Green Bay 1/8/83
TD: 4 vs. Seattle, 11/13/83	

## ROY GREEN'S 100-YARD DAYS (Receiving)

Date	Opponent	No.	Yds.	Long	TD
9/20/81	Washington	4	115	58T	1
9/19/82	Dallas	10	170	35	0
9/18/83	San Francisco	8	133	33	0
10/24/83	New York Giants	6	100	34	0
11/13/83	Seattle	6	130	63T	4
9/16/84	Indianapolis	8	183	56T	2
10/7/84	Dallas	8	189	70T	2
10/14/84	Chicago	6	166	54	0
10/21/84	Washington	6	163	83T	2
11/4/84	L.A. Rams	5	105	53T	1
12/16/84	Washington	8	196	75T	2
12/7/86	Philadelphia	6	100	48T	1
9/20/87	San Diego	7	139	57	1
12/27/87	Dallas	7	112	23	0

## TACKLES-QB SACKS

## PASS INTERCEPTIONS

Year	Solo	Assist	Total	QB Sacks	Year	No.	Yds.	Avg.	Long	TD
1979	27	6	33	0	1979			—		
1980	21	17	38	1	1980	1	10	10.0	10	0
1981	13	2	15	0	1981	3	44	14.7	29	0
1982	4	1	5	0	1982			—		
1983	5	0	5	0	1983			—		
<b>Totals</b>	<b>70</b>	<b>26</b>	<b>96</b>	<b>1</b>	<b>Totals</b>	<b>4</b>	<b>54</b>	<b>13.5</b>	<b>29</b>	<b>0</b>

## MOST GAMES PLAYED IN CARDINAL CAREER

*J.T. Smith, WR, 1985-	134
Roy Green, WR, 1979-	124
Joe Bostic, G, 1979-	122
Charlie Baker, LB, 1980-	116
Stump Mitchell, HB, 1981-	99
E.J. Junior, LB, 1981-	95
Neil Lomax, QB, 1981-	94
Curtis Greer, DE, 1980-	94
Luis Sharpe, T, 1982-	85
Earl Ferrell, FB, 1982-	79
Tootie Robbins, T, 1982-	77
Leonard Smith, SS, 1983-	75
David Galloway, DE, 1982-	69
Cedric Mack, CB, 1983-	69
Niko Noga, MLB, 1984-	60

\*includes 89 games with Kansas City (1978-84)



## CURTIS GREER 75

Defensive End	Michigan	9th Year
Ht: 6-4	Wt: 258	Born: 11/10/58
Acquisition: First round choice, 1980		

### GREER

- ✓ Either led or shared Cardinals' sack lead in each season from 1980-85
- ✓ His 37 sacks from 1983-85 were fifth most among NFC players and just three away from Conference leader, Washington's Dexter Manley (39<sup>1/2</sup>), during that period
- ✓ Twice has undergone arthroscopic surgery to right knee since 1985 season
- ✓ Played in three Rose Bowls at Michigan, where he was unanimous 1979 All-America
- ✓ Wife, Marcia, holds a law degree from NYU and negotiated Curtis' recent contract with Cardinals



**PRO CAREER:** Has overcome two arthroscopic operations on right knee during 20-month period (1985-86), returning to Cardinals' starting lineup last fall. . . Has averaged nearly 10 sacks per season during career, dumping opposing quarterbacks 68<sup>1/2</sup> times in seven

previous campaigns . . . Also has accounted for 285 tackles and nine fumble recoveries . . . Racked up four-and-one-half sacks vs. Baltimore (10/26/79) his rookie year . . . His four fumble recoveries in 1981 tied third-best season effort in Cardinals' history . . . **1987:** Notched 29 tackles and forced one fumble in 10 game appearances . . . His six sacks were second highest on team to Freddie Joe Nunn's 11 . . . Placed on Injured Reserve list (11/22), missing final four games with back disc injury . . . Also hindered by torn tendon in middle finger of left hand last year . . . After missing entire 1986 season with knee problem, he returned to action by earning NFC Defensive Player of the Week honors with three-sack effort in last year's season opener vs. Dallas (9/13) . . . With Cards nursing 17-13 lead late in fourth quarter of that game, he sacked Danny White on successive plays, the second time forcing a fumble to seal win . . . Also buried New Orleans for seven solo stops (10/11) . . . Received Ed Block Courage Award, an award for unusual courage in the pursuit of excellence voted by his teammates and trainers . . . **1986:** Spent entire season on Injured Reserve after undergoing arthroscopic surgery on his right knee the day after '85 season ended . . . Passed his physical in training camp and was cleared for practice, but second 'scope in preseason placed him on IR list for year . . . **1985:** Battled through troublesome right knee all season but still managed 58 tackles — his best total in four years . . . His seven sacks led team but was significantly down from previous season totals . . . Opened with four sacks in first three games . . . His 54 solo stops led all St. Louis defensive linemen . . . Nagging right knee flared up in Week 15, prompting him to miss first starting assignment in 66 games . . . Injuries to other linemen, however, necessitated him playing in reserve role for final two contests . . . **1984:** Cruised to fine season with 14 sacks and 41 tackles . . . Chalked up at least one sack in 14 of 16 games . . . Ranked No. 3 among NFC sack leaders, giving him 30 in 32 games from 1983-84, and since 1981 a total of 50 in 57 contests . . . Recorded two sacks in 34-14 win over Philadelphia (10/28), then racked Eagles for two more in return meeting (11/25), a 17-16 St. Louis victory . . . **1983:** Sailed to his best statistical season with 42 tackles and 16 sacks . . . Piled up three sacks and forced fumble vs. Dallas (9/11) . . . Registered pair of sacks vs. Minnesota (10/

30) in 41-31 St. Louis win, and two more in 44-14 victory over San Diego (11/20) . . . Stormed to four and one-half sacks as St. Louis totalled 11 on day in 31-7 win over Philadelphia (12/18) in season finale . . . **1982:** Became more consistent as team switched to 4-3 alignment . . . Led Cardinals with seven and one-half sacks and three fumble recoveries . . . Recorded one and one-half sacks and recovered two fumbles vs. New Orleans (9/12), then two more sacks and fumble recovery vs. San Francisco (11/21) . . . Also put two traps on board in 23-20 win over Philadelphia (12/5) . . . Finished season with career total of 26 and one-half sacks in 23 starting assignments . . . **1981:** Steadily-improving play earned him starting spot at right end in Week Four after serving as designated pass rusher in first three games . . . Led team with 12 and one-half sacks and four fumble recoveries . . . His 60 tackles are still career-best . . . Voted team's Defensive Lineman of Game on four occasions, more than any other player on team . . . Rang up three sacks and forced fumble vs. New England (11/29) . . . Recovered two fumbles in season finale vs. Philadelphia (12/20) . . . **1980:** Played in just 11 games during frustrating rookie season marred by injury . . . Suffered concussion in season opener when he was struck in head by blocker's knee, missing the next four weeks . . . Racked up four and one-half sacks in 35-24 win over Baltimore (11/22) as Cardinals tied NFL record with 12 sacks in game . . . Shared team lead with six and one-half sacks . . . Started just two games but saw ample playing time in passing situations . . . Suffered broken thumb in Week 15 and sat out final game of season . . . **GAMES (STARTS):** 1980-11(2), 1981-16(12), 1982-9(9), 1983-16(16), 1984-16(16), 1985-16(15), 1986-0(0), 1987-10(9), TOTALS-94(79) . . . **COLLEGE/PERSONAL:** Unanimous All-American at Michigan and finalist for 1979 Outland and 1980 Lombardi Awards . . . Two-year member of AP All-American Strength Team . . . Played in three Rose Bowls, 1979 Gator Bowl and 1980 Hula Bowl . . . Led Wolverine defense in tackles both junior and senior seasons . . . All-star performer at Cass Tech in Detroit . . . Worked summers with disadvantaged youths in inner city . . . Has degree in Speech Communications . . . Employed by Anheuser-Busch as Special Marketing Representative . . . Wife, Marcia, graduated from New York University in 1984 with Law degree . . . Resides with wife in Chesterfield, Mo. with twins, Brandon and Danielle (7/23/82) and daughter Jessica Carolyn (12/19/84).

OPPONENTS FUMBLES RECOVERED						TACKLES — QB SACKS				
Year	No.	Yds.	Avg.	Long	TD	Year	Solo	Assist	Total	QB Sacks
1980			—			1980	23	12	35	6 <sup>1</sup> / <sub>2</sub>
1981	4	2	0.5	2	0	1981	43	17	60	12 <sup>1</sup> / <sub>2</sub>
1982	3	0	0.0	0	0	1982	23	3	26	7 <sup>1</sup> / <sub>2</sub>
1983	1	5	5.0	5	0	1983	19	23	42	16
1984			—			1984	36	5	41	14
1985	1	0	0.0	0	0	1985	54	4	58	7
1986			—			1986			—	
1987			—			1987	27	2	29	6
<b>Totals</b>	<b>9</b>	<b>7</b>	<b>0.8</b>	<b>5</b>	<b>0</b>	<b>Totals</b>	<b>225</b>	<b>66</b>	<b>291</b>	<b>69<sup>1</sup>/<sub>2</sub></b>



## WILLIAM HARRIS 89

Tight End                      Texas                      2nd Year  
 Ht: 6-4                      Wt: 243                      Born: 2/10/65  
 Acquisition: Free Agent 9/22/87,  
    Seventh round choice, 1987

### HARRIS

- ✓ As sophomore at Texas in 1984, yanked down third most receptions (34) in Longhorn history behind Ben Proctor (43) and Lam Jones (36)
- ✓ Averaged 18.1 yards per catch during college career at Texas and Bishop College
- ✓ Once collaborated with Todd Dodge on 84-yard touchdown pass play vs. Penn State in 1984



**PRO CAREER:** Cardinals' seventh round pick in '87 draft ... Was released in preseason, then re-signed ... Started three games (Washington 10/4, New Orleans 10/11, San Francisco 10/18) ... Posted just one reception for eight yards ... Relegated to De-activated list, then activated when Jay Novacek went on Injured Reserve list with broken bone in elbow 11/3 ... **GAMES (STARTS):** 1987-10(3) ... **COLLEGE/PERSONAL:** Regarded as one of premier tight ends while in college ... Transferred to

Bishop College (Tx.) after outstanding career at Texas prior to 1986 season ... Averaged 18.1 yards per catch during collegiate playing days ... Averaged 17.3 yards per catch in snatching 28 passes for 483 yards and five touchdowns in 1986 ... Participated in Freedom Bowl Classic with Texas as junior ... Caught only 15 passes for 272 yards during that 1985 campaign, as he endured an injury-plagued year with knee, ankle and shoulder problems ... Despite injuries, he earned second team All-Southwestern Conference honors ... As sophomore in 1984, he yanked down third most receptions (34) in Longhorn history behind Ben Proctor (43) and Lam Jones (36) ... Caught 84-yard touchdown pass from Todd Dodge vs. Penn State in '84 ... Played only on special teams as freshman, not catching any passes ... However, tackled Baylor kicker on muffed punt to set up touchdown in 24-21 Longhorn win in '83 ... "William is one of the top football players in the conference and the country," once said former Texas head coach Fred Akers ... Three-time All-District selection at tight end and All-Greater Houston tight end and safety at Smiley High in Houston.

RECEIVING					
Year	No.	Yds.	Avg.	Long	TD
1987	1	8	8.0	8	0
<b>Totals</b>	<b>1</b>	<b>8</b>	<b>8.0</b>	<b>8</b>	<b>0</b>



## HOLMES

- ✓ Began college career at Colorado as starter in 1979, transferred to Galivan JC where he sat out 1980 season and red-shirted in 1981, returned to Colorado in 1982 as starting wingback, then transferred to Mesa College in 1984
- ✓ Checkered college career has been followed by NFL stops in Atlanta, Indianapolis and the Cardinals



## DON HOLMES 83

Wide Receiver Mesa (Colo.) 2nd Year  
 Ht: 5-10 Wt: 180 Born: 4/1/61  
 Acquis.: Waivers from Indianapolis, 9/30/86

**PRO CAREER:** Has filled role last two seasons as Cardinals' third or fourth wide receiver ... Gained valuable experience as receiver last year while providing solid special teams play ... Possesses explosive burst off line of scrimmage ... **1987:** Hauled in 11 catches for 132 yards in first extensive NFL action ... With Roy Green and Troy Johnson nursing injuries, given starting nod vs. Tampa Bay (11/8) and responded with four catches, including fourth-quarter 23-yarder that fueled game-winning drive in 31-28 miracle comeback victory ... Snared pair of passes in opener vs. Dallas (9/13) and three more vs. San Diego (9/20) as third wideout ... Returned one kickoff 25 yards ... Finished preseason with team-best 137 yards receiving (eight catches) ... **1986:** Played in final 12 games of season ... Saw only sporadic action as extra wide receiver and on kickoff units ... Did fine job as "Hawk" or "Bullet" on kickoff coverage units ... Credited with five solo stops on kickoff cover units and returned just one kickoff for two yards ... Originally 12th round choice of Atlanta in 1984 draft ... Came to Falcons' camp in '85, but failed to make roster ... Signed with Indianapolis as free agent in 1986, but spent most of time on Injured Reserve list before Cardinals' claimed him off waiver list ... **GAMES (STARTS):** 1986-12(0), 1987-11(1), TOTALS-23(1) ... **COLLEGE/PERSONAL:** NAIA All-American wide receiver at Mesa College (Colo.) in 1984 ... Cashed in seven TDs of 50 yards or more as senior ... Attended Northwestern High in Miami, Fla ... Resides in Grand Junction, Colo., with wife, Mary and son, Don Jr. (8/24/85).

RECEIVING						KICKOFF RETURNS					
Year	No.	Yds.	Avg.	Long	TD	Year	No.	Yds.	Avg.	Long	TD
1986			—			1986	1	2	2.0	2	0
1987	11	132	12.0	23	0	1987	1	25	25.0	25	0
<b>Totals</b>	<b>11</b>	<b>132</b>	<b>12.0</b>	<b>23</b>	<b>0</b>	<b>Totals</b>	<b>2</b>	<b>27</b>	<b>13.5</b>	<b>25</b>	<b>0</b>

### SINGLE GAME CAREER HIGHS

Yds. Rec.: 36 vs. Tampa Bay 11/8/87  
 Recpts.: 4 vs. Tampa Bay 11/8/87  
 Long Rec.: 23 @ San Diego 9/20/87;  
 vs. Tampa Bay 11/8/87  
 TD Rec.: None



## GREG HORNE 11

Punter                      Arkansas                      2nd Year  
 Ht: 6-0                      Wt: 188                      Born: 11/22/64  
 Acquisition: Free agent, 11/25/87

### HORNE

- ✓ Was second-highest drafted punter in 1987 NFL Draft as fifth-round pick by Cincinnati
- ✓ Led nation and set Southwest Conference record with 47.2 average at Arkansas in 1987, breaking old mark of 46.6 by Texas' Russell Erxleben (ex-Saint)



**PRO CAREER:** Signed in latter part of season, posting 40.5 average on 24 punts through six games ... In first game with Cardinals, dropped punts at 15- and five-yard lines vs. Atlanta (11/29) ... Drew two roughing penalties vs. N.Y. Giants (12/13); one led to touchdown, other prevented Giants from gaining possession late in game as Cards won 27-24 ... Opened season as Bengals' punter, posting stats of 19 punts for 39.3 average ... Waived in favor of All-Rookie pick Scott Fulhage, who finished season leading AFC with 35.6 net mark ... **GAMES:** 1987-6 ...

**COLLEGE/PERSONAL:** Led nation and set Southwest Conference record with 47.2 average, breaking old mark set by Texas' Russell Erxleben (ex-Saint) as senior at Arkansas ... Earned first team All-Southwest Conference honors as well as numerous All-America acclaim ... All-State and All-Conference selection as one of best kickers in Arkansas high school history at Russellville High.

#### PUNTING

Year	No.	Yards	Avg.	Net	TB	IN 20	Long	Blocked
1987	43	1,730	40.2	31.5	7	6	57	0
<b>Totals</b>	<b>43</b>	<b>1,730</b>	<b>40.2</b>	<b>31.5</b>	<b>7</b>	<b>6</b>	<b>57</b>	<b>0</b>
<b>Cards</b>	<b>24</b>	<b>971</b>	<b>40.5</b>	<b>31.0</b>	<b>3</b>	<b>4</b>	<b>51</b>	<b>0</b>



## MARK JACKSON 21

Cornerback      Abilene Christian      2nd Year  
 Ht: 5-9      Wt: 180      Born: 3/16/62  
 Acquisition: Free Agent, 9/22/87

### JACKSON

- ✓ Returned fumble 77 yards for touchdown vs. New Orleans last year (10/11), the third-longest fumble return in Cardinal history and longest by NFL player last season
- ✓ Appeared in 1986 Grey Cup Game with Edmonton, returning one kickoff for 16 yards
- ✓ Led Lone Star Conference in kickoff return average as senior with 23.2 mark in 1983



and one pass defended . . . Free agent with Buffalo in 1984 but released in preseason . . . Signed with Edmonton Eskimos of CFL for 1985-86, optioned to Montreal in 1987 dispersal draft, then released when Alouettes folded . . . Primarily made his mark as return specialist in Canada, averaging 20.9 in kickoffs (8-167) and 6.9 in punts (8-110) with Eskimos in 1986 . . . Also intercepted one pass at cornerback in '86 . . . As CFL rookie in 1985, averaged 19.8 in kickoff returns (9-178) and 2.2 in punt returns (5-11) . . . **GAMES (STARTS):** 1987-11(4) . . . **COLLEGE/PERSONAL:** Four-year letterman at Abilene Christian where he collected 13 career interceptions as two-time All-Lone Star Conference second team choice . . . Led conference with 23.2 kickoff return average as senior in 1983.

OPPONENTS FUMBLES RECOVERED						TACKLES — QB SACKS				
Year	No.	Yds.	Avg.	Long	TD	Year	Solo	Assist	Total	QB Sacks
1987	1	77	77.0	77T	1	1987	18	1	19	0
<b>Totals</b>	<b>1</b>	<b>77</b>	<b>77.0</b>	<b>77T</b>	<b>1</b>	<b>Totals</b>	<b>18</b>	<b>1</b>	<b>19</b>	<b>0</b>



## ILIA JAROSTCHUK 50

Linebacker      New Hampshire      2nd Year  
 Ht: 6-3      Wt: 231      Born: 8/1/64  
 Acquisition: Fifth round (C) choice, 1987

### JAROSTCHUK

- ✓ Parents (Joseph and Irina) were Russian emigrants who moved to New York in 1958
- ✓ Played only soccer at Whitesboro High School in Utica, N.Y. until senior year, when he switched to football
- ✓ Teamed with brothers Alex (DT) and Basil (DE) to form "The Russian Front" as three starters on University of New Hampshire's 1986 defensive line
- ✓ Earned 3.0 grade-point average in civil engineering at New Hampshire



**PRO CAREER:** Appeared in 12 games, posting three tackles on special teams ... Saw limited action at linebacker vs. N.Y. Giants (10/25) ... Turned in solid performance on kick coverage units ... Entered game occasionally in goal line situations ... Possesses physical skills to be valuable contributor to Cardinals' linebacker play ... **GAMES (STARTS):** 1987—12(0)

... **COLLEGE/PERSONAL:** Coralled 204 tackles, 21 sacks, and 31 tackles for 153 yards in losses during four-year career at New Hampshire ... Earned reputation as relentless, bonebruisng tackler in playing both stand-up defensive end and middle linebacker during college tenure ... Pummelled 1986 foes for 56 tackles, three sacks, and career-high 10 tackles for losses of 34 yards ... Suffered his knee injury in Maine contest, missing rest of the season ... Also won All-Yankee Conference First Team laurels in 1984 and 1985, and second team notice in '83 ... Named first team All-Yankee Conference and All-Eastern College Athletic Conference as senior ... Gained AP Division I-AA All-America honorable mention laurels as junior in 1985 ... Playing strictly at defensive end as a sophomore, he cashed in 41 tackles and team-leading nine sacks in reaping UPI All-New England honors ... Started on New Hampshire's defensive line with brothers, Basil (DE), and Alex (DT), with their teammates calling them "The Russian Front" ... Parents immigrated from Soviet Union in 1958 ... Didn't play football until senior year at Utica (N.Y.) High, then promptly gained first team All-Conference and All-State honors ... Prior to that, he only played soccer ... Double major at UNH in business administration and civil engineering with 3.0 grade-point average ... Name pronounced "ILL-ee-uh jur-ROST-chuk."

TACKLES — QB SACKS				
Year	Solo	Assist	Total	QB Sacks
1987	2	1	3	0
<b>Totals</b>	<b>2</b>	<b>1</b>	<b>3</b>	<b>0</b>



## GREGORY JOHNSON 27

Safety	Oklahoma St.	6th Year
Ht: 6-1	Wt: 195	Born: 10/20/58
Acquisition: Free Agent, 11/4/87		

### JOHNSON

- ✓ Has three cousins who played professional football: Winston Hill (N.Y. Jets), Ernie Holmes (Pittsburgh) and Ronnie Coleman (Houston)
- ✓ Played in 1982 AFC Championship Game for Seattle vs. the Los Angeles Raiders
- ✓ Started two seasons with USFL's New Jersey franchise, leading Generals in tackles with 119 in 1984
- ✓ As freshman at Oklahoma State, intercepted two passes, recovered one fumble and collected 16 tackles against Nebraska




**PRO CAREER:** Veteran with seven years of professional football experience ... Has played four years in Seattle (1981-83, '86), two with New Jersey of USFL (1984-85), and one with Cardinals (1987) ... Opportunistic player who causes turnovers when on field ...

**1987:** Played in eight games and racked up 24 tackles, recovered two fumbles, forced one fumble and batted away two passes ... Entered game as extra DB in Cards' secondary ... In first game with club, delivered big play to stop Buccaneers' James Wilder short of first down, forcing punt that set up winning possession in Cardinals' miraculous 31-28 comeback win over Tampa Bay (11/8) ... The following week vs. L.A. Rams (11/15), posted five solo stops and forced Ron Brown to fumble kickoff as teammate Derrick McAdoo fell on ball in end zone for touchdown ... Continued to contribute the next week vs. Philadelphia (11/22) with four stops and fumble recovery on own nine-yard line late in game to thwart Eagles' score in 31-19 victory ... Contributed five solo hits vs. N.Y. Giants (12/13), forced fumble to stop one drive and recovered another to set up field goal vs. Washington (12/6) ... **1986:** Credited with 21 tackles for Seattle, including 17 in last five games of season ... Posted fumble recovery vs. Cincinnati (11/16) and recorded first NFL sack vs. L.A. Raiders (12/8) ... **1985:** Played in 18 games for New Jersey of USFL, finishing season with five interceptions ... Also recovered three fumbles ... **1984:** Started all 18 games, leading Generals with 119 tackles ... Tied for team lead with four interceptions ... Forced two fumbles, recovered one, blocked one field goal, and recovered blocked punt in end zone for touchdown ... **1983:** Rolled up 32 tackles along with one fumble recovery ... Returned three punts for 17 yards ... Played in AFC Championship Game loss to L.A. Raiders ... **1982:** Credited with two tackles in limited action ... Returned one punt for three yards ... **1981:** Signed with Seattle as free agent and played in all 16 games ... Started two games at safety and one at cornerback ... Stacked up 36 tackles and three fumble recoveries ... Returned fumble 31 yards for touchdown in 41-21 win over Cleveland (12/20) ... Returned 13 kickoffs for 18.1 average, and one punt for 16 yards ... **GAMES (STARTS):** 1981-16(3), 1982-9(0), 1983-16(0), 1984- ( ), 1985- ( ), 1986-15(0), 1987-8(0), TOTALS-67(3), CARDS-8(0) ... **COLLEGE/PERSONAL:** Selected by AP and UPI as second team All-Big Eight in sophomore, junior and senior years at Oklahoma State ... Played in both Blue-Gray and Senior Bowl classics ... Lettered in football, basketball and track at Sterling High in Houston, Tex ... He and wife, Laurel, reside in Bellvue, Wash. with their daughter, Lauren.

OPPONENTS FUMBLES RECOVERED						TACKLES — QB SACKS				
Year	No.	Yds.	Avg.	Long	TD	Year	Solo	Assist	Total	QB Sacks
*1981	3	31	10.3	31T	1	*1981	—	—	36	0
*1982	0	0	0.0	0	0	*1982	—	—	2	0
*1983	1	0	0.0	0	0	*1983	—	—	32	0
1984		USFL —	New Jersey			1984		USFL —	New Jersey	
1985		USFL —	New Jersey			1984		USFL —	New Jersey	
*1986	1	0	0.0	0	0	*1986	—	—	21	1
1987	2	0	0.0	0	0	1987	21	3	24	0
<b>Totals</b>	<b>7</b>	<b>31</b>	<b>4.4</b>	<b>31T</b>	<b>1</b>	<b>Totals</b>	<b>—</b>	<b>—</b>	<b>115</b>	<b>1</b>
<b>Cards</b>	<b>2</b>	<b>0</b>	<b>0.0</b>	<b>0T</b>	<b>0</b>	<b>Cards</b>	<b>21</b>	<b>3</b>	<b>24</b>	<b>0</b>

\*Seattle

**Additional statistics:** Returned one punt for 16 yards, 1981; Returned one punt for 3 yards, 1982; Returned 3 punts for 17 yards, 1983; Returned 13 kickoffs for 235 yards and 18.1 avg., 1981.



**TROY JOHNSON 87**

Wide Receiver      Southern      3rd Year  
 Ht: 6-1      Wt: 175      Born: 10/20/62  
 Acquisition: Free Agent, 9/24/86

### JOHNSON

- ✓ Clocked by Cardinals at 4.34 in 40-yard dash prior to signing and ran sub-4.3 in 1987 mini-camp
- ✓ Is bona-fide receiving talent in NFL after catching just one pass in college career at Southern University
- ✓ Has led Cardinals in yards-per-catch average in each of last two seasons



**PRO CAREER:** Has developed into promising wideout with fine hands and outstanding speed ... 14.5 average-per-catch in 1986 and 20.5 mark last year were both team bests ... Has snared 29 passes in 27 games over two seasons ... Had brief '86 training camp trial with Dallas and caught 14 passes with Denver of USFL in 1985 ... **1987:** Appeared in 14 games, reeling in 15 passes ... Snared four passes for career-best 97 yards vs. Washington (10/4) when Roy Green was hampered by nagging hamstring pull ... Started for Green vs. New Orleans (10/11) and San Francisco (10/18) ... Caught 38-yard touchdown pass from

Sammy Garza vs. 49ers on gadget play when Derrick McAdoo took handoff, then lateraled back to Garza, who lofted perfect strike to Johnson for score . . . Grabbed pair of 14-yarders vs. Philadelphia (11/22) . . . Gathered in just one pass vs. Atlanta (11/29), but it went for 49-yard touchdown in first quarter . . . Turned in clutch performance vs. Tampa Bay (12/20) with 13-yard catch on third and four play which kept Cards' first TD drive going, then made nine-yard reception that gave team first down at Bucs' 15 in second scoring drive . . . Registered five tackles on kick coverage units . . . **1986:** Signed as free agent with Cardinals and proceeded to haul in 14 passes for 203 yards, mainly as third wide receiver . . . Seven of 14 receptions went for first down yardage on third and long plays . . . Came through with pair of key catches vs. Washington (10/19): diving grab for first down on third and 16 play; fine leaping catch with 1:30 left on fourth and seven play for another first down . . . Pulled in two third-down passes vs. New Orleans (11/16) . . . Made spectacular diving catch vs. Tampa Bay (12/21) on third and 10 play with :44 left in first half to set up go-ahead touchdown in 21-17 victory in season finale . . . **1985:** Caught 14 passes for 169 yards for Denver Gold of USFL . . . Also averaged 19.4 yards-per-return on five kickoff returns . . . **GAMES (STARTS):** 1986-13(2), 1987-14(2), TOTALS-27(4) . . . **COLLEGE/PERSONAL:** Caught just one pass for 27 yards at Southern University . . . Also played two seasons at Southeastern Louisiana . . . Was track star at Southern, posting times of 6.03 in 60 meters and 4.32 in 40-yard dash in 1984 . . . Born in Houma, La. . . , football and track letterman at South Terrebonne High.

RECEIVING						RUSHING					
Year	No.	Yds.	Avg.	Long	TD	Year	No.	Yds.	Avg.	Long	TD
1986	14	203	14.5	39	0	1986			—		
1987	15	308	20.5	49T	2	1987	1	9	9.0	9	0
<b>Totals</b>	<b>29</b>	<b>511</b>	<b>17.6</b>	<b>49T</b>	<b>2</b>	<b>Totals</b>	<b>1</b>	<b>9</b>	<b>9.0</b>	<b>9</b>	<b>0</b>

**SINGLE GAME CAREER HIGHS****Regular Season**

Yds. Rec.: 97 @ Philadelphia 11/1/87

Recpts.: 4 @ Washington 10/4/87;

Long Rec.: 49T @ Atlanta 11/29/87

TD Rec.: 1 @ Atlanta 11/29/87;

@ San Francisco 10/18/87

**KICKOFF RETURNS**

1986 3 46 15.3 25 0

1987 —

**Totals 3 46 15.3 25 0**

**E.J. JUNIOR****54**

Linebacker          Alabama          8th Year  
Ht: 6-3          Wt: 235          Born: 12/8/59  
Acquisition: First round choice, 1981

**JUNIOR**

- ✓ Earned Pro Bowl honors in 1984 and 1985, ringing up 224 tackles during that period
- ✓ His 533 career tackles and 11 lifetime interceptions rank first among active Cardinal players
- ✓ His five interceptions in 1985 were most by Cardinal linebacker in 30 years (Leo Sanford, 1956)
- ✓ At 1986 Pro Bowl in Honolulu, he helped rescue three-year-old victim of hit-and-run accident and later assisted in capturing suspect
- ✓ Named consensus All-America defensive end at Alabama and member of Crimson Tide's Decade for the 70's Team
- ✓ Has aspirations of becoming physician after NFL career, specializing in drug and alcohol treatment



**PRO CAREER:** Hobbled by ankle, rib and hamstring injuries the last two seasons, he's anxious to regain Pro Bowl form of 1984 and '85... Still respected as highly intelligent and versatile linebacker, however... Has hammered foes for 533 tackles, 23.5 sacks, 11 interceptions and six fumble recoveries in seven previous seasons... Named to 1981 NFL All-Rookie Team after being drafted in first round as Alabama consensus All-American... **1987:** Despite missing two games (vs. Tampa Bay, 11/8 and Los Angeles Rams, 11/15) with hamstring injury, ranked fifth on club with 53 tackles from right linebacker position... Also garnered two fumble recoveries, one interception and one forced fumble... Stacked up 10 tackles vs. Washington (10/4), and pounced on Atlanta (11/29) for five solo stops, one sack and fumble recovery... Also unleashed five-tackle jobs vs. New Orleans (10/11) and San Francisco (10/18)... Picked off Vinny Testaverde pass at Tampa Bay (12/20)... **1986:** As defensive co-captain, he made calls for front line and linebacker positions last year... However, was shelved for three games with ankle sprain suffered at Dallas (10/26) and also hampered by bruised ribs earlier in year... Returned to starting lineup in Week 13, but was less than 100 percent healthy for remaining games... His 40 tackles were lowest output of his NFL career, while he was held sackless for first time as pro... Nevertheless, shared team lead for forced fumbles with three... **1985:** Enjoyed his second straight Pro Bowl season with total of 106 tackles... Assumed defensive play-calling duties when free safety Benny Perrin left lineup for nine games with knee injury... Rolled up seven or more tackles on nine occasions... Three of his five thefts directly resulted in St. Louis touchdowns... Rambled to career-long interception return of 53 yards vs. Pittsburgh (10/20)... **1984:** Piled up team-best 118 tackles in remarkable season that saw his athletic talent and knowledge come to forefront... Started all 16 games at three different linebacker spots: LLB for two games, RLB for seven, and in middle for seven more... Proved worthy of his nickname, "The Enforcer," with some great individual performances enroute to first Pro Bowl season... Rolled up 11 unassisted tackles vs. Miami (9/30) and 12 total stops vs. Chicago (10/14)... Named Defensive Player of the Week when he amassed 18 tackles and one sack in 17-16 win over Philadelphia (11/25)... Produced interception that led to go-

ahead score in 31-20 win at Dallas (10/7) . . . Totalled 42 tackles and five and one-half sacks in final four games of season . . . **1983:** Started last 11 games and led all Cardinals' linebackers with 86 tackles, three interceptions and seven and one-half sacks . . . Saw first extended time at middle linebacker, with more limited action on the outside . . . Chalked up 11 tackles in 34-27 victory over Tampa Bay (10/16) and the next week vs. N.Y. Giants posted 11 stops with one sack . . . Racked up three sacks in 10-6 win over Giants (12/4) . . . Credited with seven tackles and one and one-half sacks in 33-28 win over Seattle (11/13) . . . Also batted away five passes on season . . . **1982:** Settled in at left linebacker to rank third on team with 58 tackles . . . Finished third on team and first among linebackers in passes defended with 11 . . . Racked up nine tackles in 10-7 win vs. Chicago (12/19) . . . Had outstanding day next week in 24-21 playoff-clinching win over N.Y. Giants with seven tackles and five passes defended . . . Rolled up 11 tackles and broke up three passes vs. Washington (12/12) . . . **1981:** Started final 13 games of season, progressing well enough to earn All-Rookie status by UPI, *Pro Football Digest* and *Pro Football Weekly* . . . Ranked fourth on team with 72 tackles and led all linebackers with 10 passes defended . . . Mustered season-best eight tackles and three passes defended vs. N.Y. Giants (12/13) . . . Was one of four rookie linebackers on club, two of which started . . . Played on several special teams units in addition to starting duties . . . **GAMES (STARTS):** 1981-16(13), 1982-9(9), 1983-12(11), 1984-16(16), 1985-16(16), 1986-13(13), 1987-13(13), TOTALS-95(91) . . . **COLLEGE/PERSONAL:** Consensus All-America defensive end for Crimson Tide and finalist for 1981 Lombardi Trophy . . . Also named to Strength Coaches All-America team . . . Honored as Outstanding Defensive Performer in 1981 Senior Bowl . . . Starred at Maplewood High in Nashville, Tenn . . . Graduated from Alabama with degree in Public Relations . . . Currently completing work on advanced degree in preparation for Medical School . . . Played both shortstop and catcher on Crimson Tide baseball team . . . Drafted by San Francisco Giants but opted to play in NFL . . . A polished public speaker, works in off-season as counselor at Hyland Medical Center (a rehabilitation clinic for alcohol and chemical abuse patients) and is involved with Mathews-Dickey Boys Club in St. Louis . . . Has son, Adam (3/30/84) . . . Resides in Florissant, Mo. with wife, Jacquelyn, and daughter, Aja Jonelle (8/5/87).

OPPONENTS FUMBLES RECOVERED						PASS INTERCEPTIONS					
Year	No.	Yds.	Avg.	Long	TD	Year	No.	Yds.	Avg.	Long	TD
1981			—			1981	1	5	5.0	5	0
1982	1	0	0.0	0	0	1982			—		
1983	1	1	1.0	1	0	1983	3	27	9.0	19	0
1984	1	0	0.0	0	0	1984	1	18	18.0	18	0
1985			—			1985	5	109	21.8	53	0
1986	1	0	0.0	0	0	1986			—		
1987	2	5	2.5	5	0	1987	1	25	25.0	25	0
<b>Totals</b>	<b>6</b>	<b>6</b>	<b>1.0</b>	<b>5</b>	<b>0</b>	<b>Totals</b>	<b>11</b>	<b>184</b>	<b>16.7</b>	<b>53</b>	<b>0</b>

TACKLES — QB SACKS				
Year	Solo	Assist	Total	QB Sacks
1981	49	23	72	1
1982	50	8	58	1½
1983	60	26	86	7½
1984	99	19	118	9½
1985	87	19	106	2
1986	35	5	40	0
1987	46	7	53	2½
<b>Totals</b>	<b>426</b>	<b>107</b>	<b>533</b>	<b>24</b>



## DEREK KENNARD 70

Center	Nevada-Reno	3rd Year
Ht: 6-3	Wt: 285	Born: 9/9/62
Acquisition: Second round choice, 1984 (Supplemental Draft)		

### KENNARD

- ✓ Reported to May 1986 rookie mini-camp weighing 318 pounds; lost 23 pounds by July 1986 training camp by jogging on Venice (Calif.) Beach
- ✓ Asked whether he stood out at Venice Beach: "Everybody stands out at Venice Beach. There's people roller skating, guys lifting weights, and all those women running around half naked. Heck, I was a small fish in a big pond."
- ✓ Joined O.J. Simpson, Marcus Allen, John Lee and Mike Sherrard in shooting several episodes of HBO series, "First and Ten" during summer of 1986
- ✓ Faced defensive end Charles Mann (Redskins) in daily practices while both were college teammates at Nevada-Reno



**PRO CAREER:** Showed promise as team's starting center in 1987, his first season at that position ... Arrived in NFL as guard, but shifted to center after '86 season ... Cardinals'

second-round pick in 1984 Supplemental Draft ... Played in 15 games (10 starts) with Cards' in 1986 ... Logged two seasons with L.A. Express of USFL in 1984-85 ... Appeared in 20 games with Express and was member of '84 Pacific Division championship team ... **1987:** Started at center vs. San Diego (9/30) in Week Two and also in each of last 10 weeks of season ... Normally was replaced in shotgun formations when Mike Ruether stepped in ... His play warrants optimism from head coach Gene Stallings: "Derek Kennard has a chance to just get better and better. He needs to work on his snap when we get into the spread. But I see him really improving." ... Did not start opener vs. Dallas (9/13) due to knee strain but played well off bench ... **1986:** Started Game Two through Eight at left guard as he and three other players shared time replacing injured Doug Dawson ... Battled Randy White vs. Dallas (9/29) in only third NFL start with White registering just one tackle ... Sustained minor ankle injury as Ray Brown started at LG, but stepped in at RG when Joe Bostic went down with knee injury ... **1985:** Started 12 contests for L.A. Express ... Missed four games due to arthroscopic knee surgery ... **1984:** Given starting nod eight times as rookie guard on division title squad ... **GAMES (STARTS):** 1986-15(10), 1987-12(11), TOTALS-27(21) ... **COLLEGE/PERSONAL:** Two-time All-Big Sky Conference pick at Nevada-Reno and Second Team Division I-AA All-American in 1983 ... Born in Stockton, Ca ... Attended Edison High ... He and wife, Denise, have son, Derek Jr. (3/19/82) and daughter, Denisha (11/6/85).



**NEIL LOMAX** 15

Quarterback Portland State 8th Year  
Ht: 6-3 Wt: 215 Born: 2/17/59  
Acquisition: Second round choice, 1981

## LOMAX

- ✓ With 82.0 passing efficiency rating, he's perched in ninth-place tie on NFL's All-Time Quarterback Ratings with Danny White
- ✓ Ranks No. 2 behind Jim Hart on club's career passing charts in completions (1,563), attempts (2,710) and yards (19,376)
- ✓ His 4,614 passing yards in 1984 were fifth highest in League history behind only Dan Marino (5,084 in '84 and 4,746 in '86) and Dan Fouts (4,802 in '81 and 4,715 in '80)
- ✓ Has earned Pro Bowl notice in 1984 and 1987
- ✓ Became only second player in NFL history to pass for 450 yards or more twice in career when he netted 457 at San Diego (9/20) last year, joining Minnesota's Tommy Kramer (and one of Kramer's 450-yard efforts came in overtime game)



**PRO CAREER:** Reestablished himself as one of NFL's premier passers in 1987, earning his second trip to Pro Bowl ... Statistically, he produced second-best season by quarterback in Cardinal history, completing 275 of 463 attempts (59.4%) for League-high 3,387 yards ... Also launched 24 touchdown passes in only 12 games, compared to 12 interceptions ... His completions, completion percentage and passing yards all rank second on club's single-season list, trailing only his 1984 totals of 345 completions (560 attempts), 61.6 completion percentage and 4,614 yards ... His 24 TD lobbs last year have only been bettered twice (28 by Charley Johnson in 1963, and himself in 1984) ... Needs 624 yards to hit 20,000 career passing milestone ... Has passed for 2,500 yards or more in each of last five seasons ... Has thrown just 16 interceptions in last 681 attempts for 2.3 interception percentage during that two-year span ... With his 457-yard outburst last year vs. San Diego, Lomax now owns four of five best passing yardage days in Cardinals' history ... His completion string of 12 straight passes at Tampa Bay (12/20) last year equaled club record previously shared by Jim Hart (vs. Chicago, 9/25/77) and himself (vs. Giants and Philadelphia, 10/25/87 through 11/1/87) ... Also owns club record for consecutive games throwing TD pass with 19 in 1983-84, and currently has string of 12 straight games entering 1988 ... In addition, set single-game Cardinal records for completions (37), yards (468) and completion percentage (.804) in 1984 season finale vs. Washington (12/16), a game in which he connected on 25 of 28 attempts for 314 yards in second half ... Established club attempts mark with 52 vs. both L.A. Rams (11/4) and Dallas (11/11) in '84 ... Concluded 1982 season with 385-yard passing display vs. Green Bay (1/8/83) in first-round playoff contest, highest total ever by NFL quarterback in first post-season game ... Named to NFL All-Rookie Team in 1981, and earned team's MVP award in both '81 and '84 ... **1987:** Besides gaining Pro Bowl notice, also was named to UPI's All-NFC Second Team ... Rated No. 3 among NFC quarterbacks (88.5) ... Passed for 230 yards or more in 10 of 12 games last year ... Led Cards on several improbable comebacks: wiped out 28-3 deficit with 28 points in final period against Tampa Bay (11/8) in greatest fourth-quarter comeback victory (31-28) in NFL history; rattled off 21 points in final two

minutes to beat Dallas, 24-13, in season opener (9/13), including 10-of-15, 158-yard second-half performance that included two TD passes to Roy Green; and nearly overcame 28-0 halftime deficit with 24 unanswered points in second half in narrow 28-24 loss at San Diego (9/20) ... Cleared 300-yard passing mark four times ... Earned NFC Offensive Player of the Week at Tampa Bay (12/20), completing 22 of 29 for 233 yards with three touchdowns, hitting 16 of last 17 attempts ... Posted first-half statistics of 16 completions in 25 attempts for 279 yards and two TDs at Atlanta (11/29), including seven of nine for 169 yards and two TDs in second quarter alone ... Connected on 14 of 20 attempts for 254 yards and three touchdowns in first half at Philadelphia (11/22) in another eye-popping explosion ... Operated at clip of 282.3 yards and 2.0 TDs passing per game, comparable to his record-setting 1984 season of 4,614 yards when he averaged 288.4 yards and 1.75 TDs per contest ... **1986:** Handicapped by injuries to veteran wide receivers Pat Tilley and Roy Green, he battled through adversity to post NFC's fifth-best pass rating (73.6) ... Threaded 240 of 421 attempts (57.0%) for 2,583 yards with 13 TDs and 11 interceptions ... With Cards in 2-7 tailspin, he was benched for two games (vs. San Francisco, New Orleans) in favor of backup Cliff Stoudt ... However, he returned to starting lineup with a flourish, completing 96 of 151 passes (.636 pct.) for 1,031 yards and six TDs in final five games ... Was club's offensive captain ... Passed for third-highest yardage total (390) in Cardinal history vs. Philadelphia (12/7), with his completions (30) and attempts (48) in that game the most ever by Eagle opponent ... Also connected on 74.1 percent (20-27) of passes for 153 yards at N.Y. Giants (12/14) ... Launched three TD passes vs. Kansas City (11/23) in return as starter ... Also rifled two scoring strikes in completing 17 of 27 for 228 yards in 30-19 win at Tampa Bay (10/12) ... When Stoudt got brief starting nod, it ended Lomax's streak of 52 consecutive starts ... **1985:** A 5-11 record placed a damper on year of great expectations, though Neil achieved some respectable statistics ... His 471 pass attempts, 266 completions, 3,214 yards, 56.5 completion percentage and 2.5 interception percentage all ranked among top three single-season efforts in Cardinals' history ... Led Cardinals to 3-1 record to open season with eight touchdown passes in those first four games ... Was hindered by temporary losses of both Ortis Anderson and Roy Green due to injuries during season ... Trailing 24-17 in season opener vs. Cleveland (9/8) with 38 seconds remaining, directed team 63 yards in four plays, capped by five-yard touchdown pass to Pat Tilley that set stage for 27-24 overtime win ... Connected for three scoring strikes in 43-28 victory over Green Bay (9/29) ... Tossed two touchdowns apiece in 41-27 win over Cincinnati (9/5), 21-10 Monday Night win over Dallas (11/4), 28-16 triumph over New Orleans (12/6), and in season finale vs. Washington (12/16) ... Was relieved by Scott Brunner in third quarter of blowout losses to Philadelphia (10/13) and N.Y. Giants (11/24) ... Tied personal-worst mark with four interceptions vs. Washington (10/7) ... Sustained more sacks (61) than in any of his previous four seasons, with his longest completion just 47 yards ... **1984:** Generated one of the most illustrious campaigns in Cardinals' history, if not among finest in NFL annals in his first full 16-game season ... Earned Pro Bowl honors with 4,616 yards passing, a total surpassed only by Dan Fouts (1980-81) and Dan Marino (1984-86) in history of League ... Eclipsed 350+ yard passing mark four times and completed over 60% of his passes on nine occasions ... Completed 20 or more passes in 10 different games ... **1983:** Set then single-season club marks for completion percentage (59.0) and NFL pass rating (92.0) despite missing more than three games with shoulder injury ... Completed 209 of 354 pass attempts for 2,636 yards and 24 TDs, the most scoring aeriels by Cardinals' quarterback since 1963 ... Completed over 70% of his passes on three occasions and threw TD pass in last eight straight games as St. Louis posted 7-2-1 mark in final 10 games ... Highlighted season with personal-best four touchdown passes to Roy Green in 33-28 win over Seattle (11/13), a game in which he connected on 21 of 27 attempts ... Sustained shoulder injury in opener vs. New Orleans (9/4) in first half, sat out rest of game, then returned the following week against San Francisco, only to re-injure shoulder ... Subsequently sat out next two contests before returning in Game Six ... **1982:** Turned in steady performance as starter for all nine games ... His 205 pass attempts, 109

completions and six TD passes — albeit in a shortened season — were fewer than any starting QB in League . . . At one stretch threw 100 consecutive passes without an interception (Games Two to Seven) . . . Drove club 70 yards in 38 seconds in playoff-clinching win over N.Y. Giants (12/26), capped by eight-yard aerial to Pat Tilley with :27 left for 24-21 comeback win . . . Scrambled for 119 yards on 28 tries and one touchdown on season . . . Completed 32 of 51 pass attempts for 385 yards in playoff loss to Green Bay (1/8/83) . . . **1981:** Selected to four NFL All-Rookie teams after being named starter for final six games of season . . . Engineered wins in four of those contests . . . Posted stats of 119 completions in 236 attempts for 1,575 yards . . . Received NFL baptism sooner than expected when Jim Hart suffered bruised knee in first quarter of season opener vs. Miami (9/6) . . . First start came the next week vs. Dallas when he threw for 295 yards and one TD . . . Connected on 20 of 28 attempts (71.4%) for 280 yards in come-from-behind 27-20 victory over New England (11/29), including 33-yard scoring toss to Roy Green with 42 seconds left in game . . . Next week he hit on 13 of 19 attempts (68.4%) in 30-3 win over New Orleans, and at one point completed 10 straight passes, just two short of Jim Hart's club mark of 12 . . . Also rushed for 104 yards on 19 attempts with two touchdowns on season . . . Was given nickname "The Gateway Gunner" . . . **GAMES (STARTS):** 1981-14(6), 1982-9(9), 1983-13(13), 1984-16(16), 1985-16(16), 1986-14(14), 1987-12(12), TOTALS-94(86) . . . **COLLEGE/PERSONAL:** One of most prolific passers in NCAA history during career at Portland State . . . At one time held 90 Division I-AA records . . . Is first quarterback to throw for more than four TDs in one quarter when he connected for seven vs. Delaware State in 1980 . . . That season threw for more than 4,000 yards with 37 TD passes . . . Finished seventh in Heisman Trophy balloting as senior . . . Attended Lake Oswego High in Oregon . . . Earned degree in Communications from Portland State in 1981 . . . Very active in Fellowship of Christian Athletes and Professional Athletes Outreach . . . Works in off-season as marketing representative for Nike, Inc. in Portland . . . Participated in football clinic in Milan, Italy in 1984 . . . He and wife, Laurie, have a son, Nicholas Ryan (9/11/86).

#### GAME-BY-GAME PASSING

	Att.	Comp.	Yds.	pct.	TD	Int.	Tkld/Lst	Long
<b>1981</b>								
L-Miami 9/6	30	14	151	46.7	0	1	3/26	27
L-@ Dallas 9/13	41	14	295	34.1	1	2	4/33	62T
L-@ Tampa Bay 9/27	1	1	6	100.0	0	0	0/0	8
L-@ New York Giants 10/11	3	2	26	66.7	0	0	2/20	13
L-@ Atlanta 10/18	2	0	0	0.0	0	0	0/0	0
L-@ Washington 11/1	8	3	29	37.5	0	0	0/0	17
L-Philadelphia 11/8	3	0	0	0.0	0	0	3/24	0
W-Buffalo 11/15	23	13	102	56.5	1	1	2/22	28
W-@ Baltimore 11/22	21	12	219	57.1	0	0	1/8	75
W-@ New England 11/29	28	20	280	71.4	1	0	3/25	33T
W-New Orleans 12/6	19	13	173	68.4	0	1	4/33	31
L-New York Giants 12/13	31	16	163	51.6	1	1	3/33	39
L-@ Philadelphia 12/20	26	11	129	42.3	0	3	7/57	23
<b>1982</b>								
W-@ New Orleans 9/12	18	10	92	55.6	1	0	6/38	22
L-Dallas 9/19	38	22	291	57.9	1	1	5/42	35
L-San Francisco 11/21	23	9	82	39.1	1	0	1/8	20
W-@ Atlanta 11/28	15	10	109	66.7	0	0	1/13	34
W-@ Philadelphia 12/5	22	13	148	59.1	0	0	3/20	22
L-Washington 12/12	14	8	160	57.1	0	0	3/26	42
W-@ Chicago 12/19	17	5	74	29.4	0	1	3/17	20

W-New York Giants 12/26	24	14	212	58.3	2	1	4/26	36
L-@ Washington 1/2/83	34	18	199	52.9	0	3	5/44	31
<b>PLAYOFFS</b>								
L-@ Green Bay 1/8/83	51	32	385	62.7	2	2	5/38	36

### 1983

L-@ New Orleans 9/4	16	11	111	68.8	1	0	1/8	33
L-San Francisco 9/18	35	16	194	45.7	2	2	3/22	33
L-Washington 10/9	31	20	251	64.5	1	1	3/24	42
W-@ Tampa Bay 10/16	22	17	166	77.3	3	1	3/23	23
T-New York Giants 10/24	33	16	204	48.5	0	3	3/20	34
W-Minnesota 10/30	28	19	241	67.9	3	0	1/7	49
L-@ Washington 11/6	35	17	212	48.6	1	1	5/24	37
W-Seattle 11/13	27	21	253	77.8	4	0	3/22	63T
W-San Diego 11/20	20	12	247	60.0	2	1	4/42	71T
L-@ Dallas 11/24	30	18	230	60.0	2	0	7/41	71T
W-@ New York Giants 12/4	25	11	122	44.0	1	1	5/41	24
W-@ L.A. Raiders 12/11	24	17	227	70.1	2	0	1/10	28
W-Philadelphia 12/18	28	14	178	50.0	2	1	4/31	29T

### 1984

L-@ Green Bay 9/2	35	25	270	71.4	2	1	2/10	35
W-Buffalo 9/9	29	21	265	72.4	2	0	0/0	33
W-@ Indianapolis 9/16	39	16	270	41.0	2	3	1/5	56T
L-@ New Orleans 9/23	33	23	269	69.7	1	0	5/45	22
L-Miami 9/30	37	22	308	59.5	1	0	0/0	29
W-@ Dallas 10/7	29	19	354	65.5	3	0	4/29	70T
W-Chicago 10/14	24	14	271	58.3	1	1	5/41	54
W-Washington 10/21	38	20	361	52.6	3	0	3/25	83T
W-@ Philadelphia 10/28	26	20	286	76.9	2	1	2/15	47
L-Los Angeles Rams 11/4	52	34	341	65.4	1	2	6/48	53T
L-Dallas 11/11	52	27	388	51.9	2	2	5/31	28
L-@ New York Giants 11/18	38	19	230	50.0	0	4	2/27	57
W-Philadelphia 11/25	34	16	141	47.1	2	1	5/41	24T
W-@ New England 12/2	15	9	92	60.0	1	0	1/7	20
W-New York Giants 12/9	33	23	300	69.7	3	0	5/29	50
L-@ Washington 12/16	46	37	468	80.4	2	1	3/24	75T

### 1985

W-@ Cleveland 9/8	23	12	203	52.2	1	0	3/17	47
W-Cincinnati 9/15	31	17	250	54.8	2	1	2/13	42
L-@ New York Giants 9/22	34	18	234	52.9	2	2	4/28	39T
W-Green Bay 9/29	38	20	260	52.6	3	0	3/27	39T
L-@ Washington 10/7	33	18	216	54.5	0	4	4/28	21
L-@ Philadelphia 10/13	15	6	65	40.0	0	1	3/26	30
L-@ Pittsburgh 10/20	40	24	209	60.0	1	1	6/49	20
L-Houston 10/27	40	21	274	52.5	1	0	5/34	46
W-Dallas 11/4	32	17	261	53.1	2	0	3/24	46T
L-@ Tampa Bay 11/10	33	21	197	63.6	0	2	2/13	22
L-Philadelphia 11/17	21	12	194	57.1	0	0	7/47	40
L-New York Giants 11/24	22	10	117	45.5	0	1	6/43	25
L-@ Dallas 11/28	43	28	319	65.1	1	0	4/31	41
W-New Orleans 12/8	20	14	197	70.0	2	0	1/0	34
L-@ L.A. Rams 12/15	18	9	100	50.0	1	0	4/34	21
L-Washington 12/21	28	18	118	64.3	2	0	4/28	17

**1986**

L-L.A. Rams 9/7	34	19	222	55.9	0	1	5/45	32
L-@ Atlanta 9/14	20	10	147	50.0	1	1	2/9	45T
L-@ Buffalo 9/21	47	27	263	57.5	1	0	1/4	27
L-Dallas 9/29	33	14	112	42.4	0	4	2/20	19
L-New York Giants 10/5	30	17	206	56.7	0	1	7/48	45
W-@ Tampa Bay 10/12	27	17	228	62.9	2	0	2/15	39
L-@ Washington 10/19	29	16	155	55.2	3	0	5/36	17
L-@ Dallas 10/26	34	17	172	50.0	0	0	3/20	28
W-Philadelphia 11/2	16	7	47	43.8	0	0	2/15	13
W-Kansas City 11/23	29	17	185	58.6	3	1	3/23	25T
L-Washington 11/30	16	10	159	62.5	1	1	5/36	35T
T-@ Philadelphia 12/7	48	30	390	62.5	1	1	4/34	48T
L-@ New York Giants 12/14	27	20	153	74.1	0	1	9/68	18
W-Tampa Bay 12/21	31	19	144	61.3	0	2	2/8	22

**1987**

W-Dallas 9/13	33	17	270	51.5	2	0	3/18	44
L-@ San Diego 9/20	61	32	457	52.5	3	1	5/45	57
L-@ N.Y. Giants 10/25	32	23	280	71.8	1	2	5/23	20
L-Philadelphia 11/1	50	29	288	58.0	2	2	7/56	35
W-Tampa Bay 11/8	36	25	314	69.4	3	1	4/36	39
L-L.A. Rams 11/15	27	18	168	66.7	1	0	3/29	24
W-@ Philadelphia 11/22	30	18	263	60.0	3	2	5/31	34
W-@ Atlanta 11/29	42	25	369	59.5	2	1	1/6	49T
L-Washington 12/6	39	21	241	53.8	2	0	5/46	25
W-N.Y. Giants 12/13	30	17	190	56.7	1	0	4/26	26
W-@ Tampa Bay 12/20	29	22	233	75.9	3	1	3/16	47
L-@ Dallas 12/27	54	28	314	51.9	1	1	3/18	23

**PASSING**

Year	Att.	Comp	Yds.	Pct	Avg/Att.	TD	Int	Long	Tkld/Lst	Rating
1981	236	119	1575	50.4	6.67	4	10	75	32/281	60.1
1982	205	109	1367	53.2	6.67	5	6	42	31/234	70.3
1983	354	209	2636	59.0	7.45	24	11	71T	40/291	92.0
1984	560	345	4614	61.6	8.24	28	16	83T	49/377	92.5
1985	471	266	3214	56.5	6.82	18	12	47	61/442	79.9
1986	421	240	2583	57.0	6.14	13	12	48T	52/381	73.4
1987	463	275	3387	59.4	7.32	24	12	57	48/350	88.5
<b>Totals:</b>	<b>2,710</b>	<b>1,563</b>	<b>19,376</b>	<b>57.7</b>	<b>7.15</b>	<b>116</b>	<b>79</b>	<b>83T</b>	<b>313/2,356</b>	<b>82.2</b>

**RUSHING**

Year	No.	Yds.	Avg.	Long	TD
1981	19	104	5.5	22T	2
1982	28	119	4.2	19	1
1983	27	125	4.6	35	2
1984	35	184	5.3	20	3
1985	32	125	3.9	23	0
1986	35	148	4.2	18	1
1987	29	107	3.7	19	0
<b>Totals</b>	<b>205</b>	<b>912</b>	<b>4.5</b>	<b>35</b>	<b>9</b>

Caught one pass for 10 yards, 1981


## SINGLE GAME CAREER HIGHS

### Regular Season

Att: 61 vs. San Diego, 9/20/87  
 Comp: 37 vs. Washington, 12/16/84  
 Yds: 468 vs. Washington, 12/16/84  
 Long: 83T vs. Washington, 10/21/84  
 TD: 4 vs. Seattle, 11/13/83  
 Ints: 4 vs. New York Giants, 11/18/84;  
 vs. Washington, 10/7/85  
 vs. Dallas, 9/29/86  
 High %: 80.4 vs. Washington, 12/16/84  
 (37-46)

### Playoffs

Att: 51 vs. Green Bay, 1/8/83  
 Comp: 32 vs. Green Bay, 1/8/83  
 Yds: 385 vs. Green Bay, 1/8/83  
 Long: 36 vs. Green Bay, 1/8/83  
 TD: 2 vs. Green Bay, 1/8/83  
 Ints: 2 vs. Green Bay, 1/8/83  
 High %: 62.7 vs. Green Bay, 1/8/83 (51-32)



**CEDRIC MACK 47**

Cornerback      Baylor      6th Year  
 Ht: 6-0      Wt: 194      Born: 9/14/60  
 Acquisition: Second round choice, 1983

## MACK

- ✓ His four interceptions in 1986 led team
- ✓ From seventh through 12th grade, he drove one-and-a-half hours to Houston every Sunday for cello lessons
- ✓ Was selected to All-State Symphony Orchestra at Brazo Sport High, where he graduated No. 7 in class of 200
- ✓ Played bass guitar for Christian group called "Brother to Brother" at Baylor, with band also featuring Walter Abercrombie (Pittsburgh Steelers), the group's soloist
- ✓ Brother, Milton, was 1987 fifth-round draft pick by New Orleans out of Alcorn State



ning of '85 season . . . Was moved back to cornerback when Lionel Washington fractured his ankle vs. Cincinnati (9/15/85), starting final 14 games . . . Has caught six passes for 77 yards in his career, including five for 61 yards in '84 . . . Utilized at both wide receiver and cornerback in early 1986 season due to injury status of Roy Green and Pat Tilley . . . **1987:** Stacked up 32 tackles, two interceptions, two forced fumbles, recovered two more, and batted away nine passes . . . Started 10 games, missing two contests with ankle sprain . . . Made juggling interception vs. San Diego (9/20) that set up Cardinals' first score . . . Though he did not register a tackle, credited with three pass defenses vs. Tampa Bay (11/8) in Cards' 31-28 miracle comeback win . . . Turned

**PRO CAREER:** Gifted athlete who's finally found a home at cornerback . . . Had been shuttled between defensive back and wide receiver during past three seasons . . . First switched from DB to wide receiver at 1984 training camp, remaining there through begin-

in impressive game vs. Atlanta (11/29), forcing fumble to set up touchdown ... However, suffered severe ankle sprain in Falcon tilt, sidelining him for two games ... Returned to action in tremendous form vs. Tampa Bay (12/20) as he piled up three stops, two fumble recoveries, an interception, and two pass defenses in 31-14 victory ... Racked up six stops in season finale vs. Dallas (12/27) ... Logged additional play on punt return unit, as he was assigned to opponents' "Gunner" or "Hawk" wide outs ... **1986:** His club-leading four interceptions came in pairs vs. Kansas City (11/23) and Tampa Bay (12/21) ... Pocketed 33 tackles and 13 pass defenses during campaign ... Started last five games despite wearing harness for dislocated left shoulder sustained vs. Washington (10/21) ... Underwent successful off-season surgery to repair shoulder ... Made spectacular diving play to knock down sure TD catch that would have tied game in fourth quarter of 30-19 win at Tampa Bay (10/12) ... Also produced game-saving tackle of Gregg Garrity on two-yard line as time expired in Cardinal 13-10 win vs. Philadelphia (11/2) ... **1985:** Entered training camp as wide receiver and remained there through start of season ... Summoned back to defense in Week Three when Lionel Washington broke ankle vs. Cincinnati (9/15) ... Started final 14 games of season at left cornerback, registering 42 tackles and two interceptions with team-best 17 passes defended ... Racked up seven tackles, four passes defended and a forced fumble in 21-10 Monday Night win over Dallas (11/4) ... Caught one pass for 16 yards vs. Cincinnati, the last pass he's snared since his conversion to defense ... **1984:** Converted to wide receiver, a move prompted by his fine speed, good hands and fact that team was relatively deep at corner position ... Caught five passes in limited action as third receiver in passing situations ... Reeled in two passes for 31 yards vs. Buffalo (9/9) ... Suffered separated shoulder vs. New Orleans (9/23) that forced him on Injured Reserve for four weeks ... Upon his return to lineup, a sprained thumb hampered his effectiveness as he caught just three passes the rest of the season ... Also registered five tackles on special teams duty ... **1983:** Was thrust into starting role for first five games of season when starter Jeff Griffin sustained preseason injury ... Answered bell with 51 tackles, three interceptions and 11 passes defended ... Chalked up six tackles and one pass defended in first NFL start (New Orleans 9/14) ... Proceeded to start next four games at left corner, then became 'nickel-back' when Griffin returned to lineup ... Sealed 10-6 win over N.Y. Giants (12/4) with interception late in game ... Pulled in deflected pass and raced 34 yards for touchdown in preseason game vs. Kansas City (8/20) ... **GAMES (STARTS):** 1983-16(5), 1984-12(0), 1985-16(14), 1986-15(9), 1987-10(10), TOTALS-69(38) ... **COLLEGE/PERSONAL:** Three-year starter at Baylor ... Was highly-rated in college, breaking up career-high nine passes in 1982 ... Totalled four interceptions in 1980 ... Was school's starting centerfielder on baseball team, tying school record with 19 stolen bases in 1981 ... An accomplished guitarist and cellist ... Completed work on marketing degree from Baylor during off-season ... Born in Bryan, Texas and attended Brazo Sport High in Freeport ... Three-sport star in basketball, baseball and football.

PASS INTERCEPTIONS						TACKLES — QB SACKS				
Year	No.	Yds.	Avg.	Long	TD	Year	Solo	Assist	Total	QB Sacks
1983	3	25	8.3	13	0	1983	39	12	51	0
1984			—			1984	4	1	5	0
1985	2	10	5.0	10	0	1985	41	1	42	0
1986			—			1986	26	7	33	0
1987	2	0	0.0	0	0	1987	29	3	32	1
<b>Totals</b>	<b>7</b>	<b>35</b>	<b>5.0</b>	<b>13</b>	<b>0</b>	<b>Totals</b>	<b>139</b>	<b>24</b>	<b>163</b>	<b>1</b>

OPPONENT FUMBLES RECOVERED						RECEIVING					
Year	No.	Yds.	Avg.	Long	TD	Year	No.	Yds.	Avg.	Long	TD
1983			—			1983			—		
1984			—			1984	5	61	12.2	22	0
1985	1	0	0.0	0	0	1985	1	16	16.0	16	0
1986	1	0	0.0	0	0	1986	4	42	10.5	24	0
1987	2	0	0.0	0	0	1987			—		
<b>Totals</b>	<b>4</b>	<b>0</b>	<b>0.0</b>	<b>0</b>	<b>0</b>	<b>Totals</b>	<b>9</b>	<b>77</b>	<b>8.6</b>	<b>24</b>	<b>0</b>



## DERRICK McADOO 33

Halfback                  Baylor                  2nd Year  
 Ht: 5-10                  Wt: 198                  Born: 4/2/65  
 Acquisition: Free Agent, 5/2/87

### McADOO

- ✓ When signed as free agent last May, he flunked his physical examination due to congenital left knee defect; however, after undergoing more detailed check-up in Houston and pleading with Cardinal officials, he passed a second physical exam prior to 1987 training camp
- ✓ In second NFL start, blazed for 111 yards and three touchdowns on 23 carries at San Francisco last year (10/18), with his three TDs equaling the most by any NFL player all last season
- ✓ Father, Percy, was third baseman in St. Louis Cardinals' farm system in early 1960's
- ✓ Cousin, Bob McAdoo, starred in professional basketball with Buffalo and other NBA teams



**PRO CAREER:** Free agent long-shot who earned a suit with "never-say-quit" attitude . . . Made NFL starting debut vs. New Orleans (10/

11), rushing for 94 yards on 20 attempts . . . Darted his way to 111 yards on 23 carries as starter the next week vs. San Francisco (10/18), adding three touchdowns on ground — first time Cardinals' back accomplished that feat since Wayne Morris 10/5/80 vs. New Orleans . . . Scored another TD when he recovered Ron Brown's fumble in end zone on kickoff return vs. L.A. Rams (11/15) . . . Saw plenty of duty on kickoff returns as deep man when opponents often kicked away from Pro Bowl return specialist Vai Sikahema . . . Returned 23 KOs for 19.3 average . . . Had 54-yard kickoff return nullified by penalty vs. Tampa Bay (11/8) . . . **GAMES (STARTS):** 1987-15(2) . . . **COLLEGE/PERSONAL:** Displayed multi-purpose talents at Baylor with career totals of 942 yards and nine touchdowns rushing, 30 receptions for 389 yards, and 42 kickoff returns for 24.1 average . . . Member of Baylor's academic honor roll in 1984 . . . Voted school's outstanding offensive back as both sophomore and senior.

RECEIVING					
Year	No.	Yds.	Avg.	Long	TD
1987	2	12	6.0	6	0
<b>Totals</b>	<b>2</b>	<b>12</b>	<b>6.0</b>	<b>6</b>	<b>0</b>

KICKOFF RETURNS					
Year	No.	Yds.	Avg.	Long	TD
1987	23	444	30	30	0
<b>Totals</b>	<b>23</b>	<b>444</b>	<b>30</b>	<b>30</b>	<b>0</b>

RUSHING					
Year	No.	Yds.	Avg.	Long	TD
1987	53	230	4.3	17	3
<b>Totals</b>	<b>53</b>	<b>230</b>	<b>4.3</b>	<b>17</b>	<b>3</b>

**Additional Statistics:**

1 fumble recovery for touchdown, 1987.

**SINGLE GAME CAREER HIGHS**

Yds. Rush: 111 (at San Francisco, 10/18/87)

Rush Att.: 23 (at San Francisco, 10/18/87)

Long Run: 17 vs. New Orleans, 10/11/87

TD Rush: 3 (at San Francisco, 10/18/87)

**TIM McDONALD 46**

Safety USC 2nd Year  
 Ht: 6-2 Wt: 207 Born: 1/6/65  
 Acquisition: Second round choice, 1987

**McDONALD**

- ✓ Football was No. 3 sport as he entered senior year at Fresno's (Calif.) Edison High School, as he starred in basketball (13.5 point average at point guard) and baseball (.465 batting average as outfielder)
- ✓ Latest in long line of USC All-America safeties that includes Ronnie Lott, Dennis Thurman, Charles Phillips, Artimus Parker and Mike Battle (incidentally, Thurman becomes McDonald's secondary coach this season with Cardinals)
- ✓ Named Defensive Player of the Game at 1987 East-West Shrine Game



**PRO CAREER:** Suffered fracture of left ankle in preseason vs. Chicago (8/31), anguishing on Injured Reserve list for all but last three games of season ... Activated from IR 12/9, making debut with four solo tackles in Cardinals' 27-24 win over N.Y. Giants (12/13) ... Finished season with seven tackles and two passes

defensed ... Eased into defensive scheme, showing flashes of the promise he had displayed during preseason ... **GAMES (STARTS):** 1987-3(0) ... **COLLEGE/PERSONAL:** Reeled off 325 tackles and 11 interceptions as three-year starter at USC ... Consensus All-America selection and latest in long line of USC All-America safeties. ... Finalist for Jim Thorpe Award as senior, given

to top collegiate defensive back in country ... Name Defensive Player of Game in 1987 East-West Shrine Game ... Voted prep All-American, All-State, All-Northern California, All-Metro and league MVP at Edison High (Fresno, Calif.) at both safety and quarterback ... As prep senior, completed 194 of 341 passes (56.9 pct.) for 2,739 yards and 30 touchdowns, and rushed for 400 yards and six TDs, while on defense amassed five interceptions, 123 tackles, and averaged better than 41 yards as punter ... Also handled kickoffs ... Starred in basketball (13.5 avg. as point guard) and baseball (.465 batting avg. as outfielder) at Edison, where football was his No. 3 sport ... Business administration major at USC.

Year	TACKLES — QB SACKS			QB Sacks
	Solo	Assist	Total	
1987	7	0	7	0
<b>Totals</b>	<b>7</b>	<b>0</b>	<b>7</b>	<b>0</b>



**STUMP MITCHELL 30**

Running Back      The Citadel      8th Year  
 Ht: 5-9      Wt: 188      Born: 3/15/59  
 Acquisition: Ninth round choice, 1981

**MITCHELL**

- ✓ Owns second-best career yards-per-carry average (4.86) in club history behind Charley Trippi (5.11), chiseling out 3,758 yards on 773 attempts
- ✓ In first NFL start, he rushed for 145 yards vs. Philadelphia (12/5/83)
- ✓ Enters 1988 as Cardinals' all-time combined yardage leader with 10,652 yards (3,786 kickoffs, 3,758 rushing, 1,731 receiving and 1,377 punts)
- ✓ Broke or tied eight club marks and two NFL records as rookie kick returner in 1981, among them NFL mark for combined kick returns in game (13 vs. Atlanta, 10/18) and League rookie record for most kickoff returns (55) and yards (1,292)
- ✓ Ranked second to Heisman Trophy winner George Rogers of South Carolina in 1980 NCAA rushing derby with 1,647 yards



**PRO CAREER:** Pound for pound, could be one of NFL's better running backs ... Has led club in rushing in each of last three seasons, a period in which he's gained 2,587 yards ... Cardinal's all-time combined yardage leader with 10,652, including 3,786 in kickoff returns, 3,758 rushing, 1,731 receiving and 1,377 yards in punt returns ... His kickoff and punt return yardage are club records ... Needs only 106 yards to claim second place on club's all-time rushing list, surpassing Jim Otis (3,863) ... Served as understudy to Cards' all-time ground gainer, Ottis Anderson, for

first four seasons of his career ... Thundered to 1,006 yards on 183 carries in starting eight games for an injured Anderson in 1985 ... Blazed to 869 yards in last nine games of '85, average of 96.9 yards per outing ... Was league's only 1,000-yard rusher in 1985 to average five yards per carry (5.5) ... His career 28 rushing touchdowns is No. 4 on Cards' all-time list, while his 37 overall TDs rates 10th in team annals ... Rattled off 255 yards in total offense vs. Philadelphia (11/17/85) with 179 rushing and 76 receiving, which tied San Francisco's Jerry Rice for most combined yards in a single NFL game in 1985 ... Also spewed out 211 total yards vs. Houston (10/25/85) with 148 rushing and 63 receiving ... Credited with 11 100-yard rushing efforts in 36 career starts ... Remains Cardinals' career leader in kickoff returns (167) and yards (3,786), and punt returns (156) and yards (1,377) ... In 1984, tied for NFC kickoff return lead with 23.0 average ... At one time in career, fielded 105 consecutive punts without calling for fair catch ... Has only six fair catches in 156 career returns to date, but has not returned a punt since 1985.

**1987:** After sluggish start, again proved to be one of NFL's most versatile backs ... Ranked sixth in rushing (781 yds., 203 atts.) and 12th in receiving (45 rec., 397 yds.) among NFC leaders ... His 1,178 combined yards was fifth highest total in entire League ... Tied club record (Ottis Anderson, 1981) by rushing for 100 yards in three straight games vs. Washington (20-101, 12/6), New York Giants (26-111, 12/13) and Tampa Bay (23-101, 12/20) ... Almost hit century mark in fourth straight game, grinding out 91 yards on 22 carries in 1987 finale at Dallas ... Averaged 101 yards rushing (91-404) in his final four games of season ... In comparison, he ran for only 377 yards on 112 carries in first eight games combined in 1987 ... Fractured nose at Giants Stadium (10/25), wearing protective shield underneath face mask for remainder of campaign ...

**1986:** Rising above an assortment of injuries, he paced the Cards in rushing for second straight season ... Cranked out 800 yards and five TDs on 174 carries, an average of 4.6 yards per attempt ... Had arthroscopic left knee surgery (12/22) after sustaining cartilage damage in season finale vs. Tampa Bay (12/21) ... Despite knee troubles, soared to season-high 126 yards and two touchdowns on 20 carries at Tampa Bay (10/12) ... Missed second half of Buffalo (9/21) and entire Dallas game (9/29) with strained knee ... On designed sweep play at N.Y. Giants (12/14), he improvised in throwing 15-yard TD pass to Roy Green ... In best back-to-back efforts, he rushed for 87 yards on 13 carries vs. Washington (11/30) and 99 yards on 16 carries at Philadelphia ...

**1985:** With injury limiting Ottis Anderson to just three starts, answered bell with 1,006 yards rushing on 183 attempts and 47 pass receptions for 502 yards ... Those figures nearly eclipsed his previous four-year combined totals (219 for 1,171 rushing/50 for 556 receiving) ... Sailed to 158 yards rushing and pair of TDs in 28-16 win over New Orleans (12/8) ... Finished season with 129 yards rushing in finale vs. Washington (12/21) ... Also returned 19 kickoffs for 18.2 average and 11 punts for 8.8 mark ... Rambled to career-long 64-yard run vs. Washington (12/21), with individual-best 46-yard pass reception vs. Houston (10/27) ...

**1984:** Put together fine all-purpose campaign with 1,889 total yards (434 rushing/318 receiving/804 kickoff and 333 punt returns) ... Tacked on nine TDs rushing and 11 overall, the most by Cardinals' running back since Terry Metcalf totalled 13 in 1975 ... Started off season with amazing 6.9 average-per-carry on 50 rushing attempts for 345 yards and six TDs in first six games ... Made most of only starting assignment, rolling to 109 yards rushing and two TDs vs. Miami (9/30) ... 23.0 kickoff return average tied for NFC lead and earned *Pro Football Weekly* All-NFC honors ... Streaked to 56-yard kickoff return to set up score in 31-21 victory over N.Y. Giants (12/9), then stormed for TD on 44-yard scoring catch later in game ... Set up another score with 39-yard punt return in 31-7 win over Buffalo (9/9) ...

**1983:** Proved worth early in season when entered San Francisco contest (9/18) in first quarter to rush for 123 yards on just eight carries, including romps of 46 and 33 yards to set up Cardinals' scores ... Then showed national TV audience his wares with 108 yards in only starting role of season in Monday Night tie vs. N.Y. Giants (11/24) ... Posted longest kickoff return in NFC with 66-yard effort vs. Dallas (9/11) ...

**1982:** Led team in total offense for second straight year (189 rushing/149 receiving/364

kickoff and 165 punt return yards) ... In first and only starting role at running back, gained 145 yards on 25 carries to lead Cardinals to 23-20 win over Philadelphia (12/5) ... Scored on 32-yard run to break game open and named Offensive Player of the Week by *Pro Football Weekly* ... Saw ample playing time in shotgun formation with 11 receptions for 149 yards ... Posted 22.7 kickoff return average and 6.1 punt return mark ... Had 80-yard punt return for TD called back vs. Washington (12/12) ... Set club record with eight punt returns in second contest vs. Redskins (1/2/83) ... Finished season with 69 consecutive punt returns without fair catch ... Gained 21 yards on seven carries and caught four passes for 57 yards in playoff game vs. Green Bay (1/8/83) ...

**1981:** Rookie record-setter broke or tied eight club records and four NFL marks ... Established new League standard for combined kick return yardage in one season with 1,737 yards (1,292 kickoff/445 punt returns), breaking mark of N.Y. Jets' Bruce Harper in 1978 ... 1,947 combined yards ranks No. 5 in club history ... Ranked No. 4 in conference with 23.5 kickoff return average and No. 5 with 10.6 punt return mark ... Streaked to 50-yard punt return for TD in 40-30 win over Washington (9/20) ... Totaled 279 yards total offense vs. Atlanta (10/18) with 178 yards on kickoff returns, 51 on punt returns, and 50 yards rushing to end up just five yards shy of club record ... Fumbled just one time in 97 combined kick return attempts ... Made 13 tackles on kick coverage units as well ... Returned kickoff 100 yards for TD in final preseason game vs. Chicago (8/29) ...

**GAMES (STARTS):** 1981-16(0), 1982-9(1), 1983-15(1), 1984-16(1), 1985-16(8), 1986-15(13), 1987-12(12), TOTALS-99(36) ...

**COLLEGE/PERSONAL:** Totaled 4,062 yards rushing in collegiate career at The Citadel ... Gained more than 100 yards in 20 of 39 games and was Southern Conference Player of the Year in 1980 ... Honorable Mention All-American ... Played in Senior Bowl and Blue-Gray games ... All-American and all-state performer at Camden County High in Georgia ... Real name is Lyvonia Albert ... Given nickname Stump at early age by brother ... Club's United Way spokesman in 1982 and won Chuck Drulis Award for work in St. Louis community that year ... In 1984 teammates selected him for Bryon "Whizzer" White Humanitarian Award ... Active with local Boy Scouts of America ... Resides in Edwardsville, Ill. with wife, Rita, and son, Lionel (9/17/85).

RECEIVING						RUSHING					
Year	No.	Yds.	Avg.	Long	TD	Year	No.	Yds.	Avg.	Long	TD
1981	6	35	5.8	16	1	1981	31	175	5.6	43	0
1982	11	149	13.5	06	0	1982	39	189	4.8	32T	1
1983	7	54	7.7	17	0	1983	68	373	5.5	46	3
1984	26	318	12.2	44T	2	1984	81	434	5.4	39	9
1985	47	502	10.7	46	3	1985	183	1,006	5.5	64	7
1986	41	276	6.7	24	0	1986	174	800	4.6	44	5
1987	45	397	8.8	39	2	1987	203	781	3.8	42	3
<b>Totals</b>	<b>183</b>	<b>1,731</b>	<b>9.5</b>	<b>46</b>	<b>8</b>	<b>Totals</b>	<b>779</b>	<b>3,758</b>	<b>4.8</b>	<b>64</b>	<b>28</b>

PUNT RETURNS						KICKOFF RETURNS					
Year	No.	Yds.	Avg.	Long	TD	Year	No.	Yds.	Avg.	Long	TD
1981	42	445	10.6	50T	1	1981	55	1,292	23.5	67	0
1982	27	165	6.1	15	0	1982	16	364	22.8	33	0
1983	38	337	8.9	34	0	1983	36	778	21.6	66	0
1984	38	333	8.8	39	0	1984	35	804	23.0	56	0
1985	11	97	8.8	21	0	1985	19	345	18.2	35	0
1986						1986	6	203	33.8	53	0
<b>Totals</b>	<b>156</b>	<b>1,377</b>	<b>8.8</b>	<b>50T</b>	<b>1</b>	<b>Totals</b>	<b>167</b>	<b>3,786</b>	<b>22.7</b>	<b>67</b>	<b>0</b>

## SINGLE GAME CAREER HIGHS

## Regular Season

Yds. Rush: 179 vs. Philadelphia 11/17/85  
 Rush Att.: 28 vs. New Orleans 12/8/85  
 Long Run: 64 vs. Washington 12/21/85  
 TD Rush: 2, six times; last @  
 Tampa Bay 10/12/86

Yds. Rec.: 76 vs. Philadelphia 11/17/85  
 Recpts.: 6, four times, last vs.  
 Tampa Bay, 12/20/87  
 Long Rec.: 46 vs. Houston, 10/27/85  
 TD: 1, six times



**MICHAEL MORRIS 68**

Guard N.E. Missouri St. 2nd Year  
 Ht: 6-5 Wt: 275 Born: 2/22/61  
 Acquisition: Free Agent, 5/23/87

## MORRIS

- ✓ While on honeymoon, he was contacted by coach Stallings about tryout as long-snapper last year; Stallings had received tip from Denver's Dan Reeves, who Morris auditioned for in 1986 before becoming insurance salesman
- ✓ Says Cardinals' special teams coach Marv Braden of Morris' impressive snaps: "Our people had to get used to him. We had snappers taking turns, and when Morris got in there it was like going from Phil Niekro to Goose Gossage. He really throws fastballs."



**PRO CAREER:** Earned roster spot based mainly on long-snapping expertise ... Provided club with reliability in punt formation ... Sustained sprained thumb midway through season but still performed well with partial cast that was removed by season's end ... Had brief tryouts with Michigan (1983) and Arizona (1985) in USFL and Denver (1986) in

NFL ... **GAMES (STARTS):** 1987-14(0) ... **COLLEGE/PERSONAL:** Four-year starter at Northeast Missouri St., where school won conference title and advanced to NCAA Quarterfinals his 1982 senior season ... Prior to signing with Cardinals in 1987, resided in Phoenix, Ariz.



## NIKO NOGA

# 57

Linebacker	Hawaii	5th Year
Ht: 6-1	Wt: 235	Born: 3/2/62
Acquisition: Eighth round choice, 1984		

## NOGA

- ✓ After football career, he wants to pursue profession of underwater welder
- ✓ In first NFL start, he rolled up 13 tackles (10 solos) vs. Philadelphia (10/13/85)
- ✓ Niko and eight brothers and one sister moved from American Samoa (Pago Pago) to Honolulu in 1972: "I couldn't speak the (English) language. I only spoke Samoan, which has 14 letters in its alphabet. When I got to elementary school, they had to find a translator who spoke Samoan. The kids used to call me stupid, but I didn't mind . . . I didn't know what they were saying!"
- ✓ Wife, Poufa, is professional singer who has recorded native island songs
- ✓ Brother, Al, was voted Associated Press First Team All-American as junior at Hawaii, 1986 and was drafted by Minnesota (3rd round) this year; Other brother, Peter, was Cardinal free agent last season, who recently signed with Indianapolis.



**PRO CAREER:** With transition to 4-3 defense last year, Noga was shifted to middle linebacker after playing one of inside LB spots in 3-4 scheme previously . . . Has been prolific tackler for Cardinals, drilling out 252 stops in four-year NFL career . . . Late-round draft choice who's defied odds in becoming top-flight linebacker . . . Ranked second on club in tackles (90) in 1986, and punched out third-most stops (78) last Fall . . . Paid dues on special teams as rookie, then landed starting job midway through 1985 campaign . . . With Charlie Baker injured and two other linebackers on I.R. list, the hard-nosed Samoan chalked up nine tackles and fumble recovery vs. Washington (10/7/85) in first extended action . . . **1987:** Besides his 78 tackles, rolled opposing quarterbacks for three sacks in 1987 . . . In addition, forced two fumbles . . . Also scooped up James Wilder fumble and raced 23 yards for his first NFL career touchdown during Cards' 28-point fourth-quarter explosion in 31-28 comeback win over Tampa Bay (11/8) . . . Also collected 10 tackles in that game vs. Buccaneers . . . Other top efforts of 1987 included nine stops at San Diego (9/20), seven tackles and sack vs. Philadelphia (11/1), and six tackles and sack vs. Washington (12/6) . . . **1986:** A punishing defenseman who banged out 90 tackles to rank second on club . . . Also forced three fumbles and recovered two fumbles . . . Both recoveries came in 1986 opener vs. L.A. Rams (9/7) . . . Best statistical day came at Philadelphia (12/7), where he netted 15 tackles including 11 solo stops . . . Also pounced for eight tackles in season finale vs. Tampa Bay (12/21) . . . Answered the starting bell in all 16 games . . . **1985:** Off-season work in classroom paid rich dividends . . . Stepped into lineup vs. Washington (10/7) with injuries depleting linebacking corps and promptly chalked up nine tackles and fumble recovery . . . In NFL starting debut next week vs. Philadelphia (10/13), rolled up 10 unassisted stops and 13 tackles overall . . . Started final 11 games as strongside linebacker . . . Racked up 74 tackles for season . . . Registered five or more stops on nine occasions . . . **1984:** Made presence felt on special teams as rookie with 14 solo stops on coverage units . . . Recorded three vs. N.Y. Giants 12/18 . . . Teamed up with Bob Harris to block punt vs. Chicago (10/14) to break open close game Cardinals won 38-21 . . . Often first

downfield on coverage units and marked man for opposing teams' kick return squads ...

**GAMES (STARTS):** 1984-16(0), 1985-16(11), 1986-16(16), 1987-12(12), TOTALS-60(39)

... **COLLEGE/PERSONAL:** Four-year starter at University of Hawaii ... First freshman ever to earn All-Western Athletic Conference honors ... One of nine children ... Real name is Falaniko ... Started playing football at age 15 at Farrington High when family moved from American Samoa to Honolulu ... Has two younger brothers, who also played at Hawaii ... He and wife, Poufa, have two sons, Niko, Jr. (12/28/84) and Nicholaus (8/1/86).

**OPPONENTS FUMBLES RECOVERED**

Year	No.	Yds.	Avg.	Long	TD
1984	1	0	0.0	0	0
1985			—		
1986	2	0	0.0	0	0
1987	1	23	23.0	23T	1
<b>Totals</b>	<b>4</b>	<b>23</b>	<b>5.8</b>	<b>23T</b>	<b>1</b>

**TACKLES — QB SACKS**

Year	Solo	Assist	Total	QB Sacks
1984	14	1	15	0
1985	57	17	74	1
1986	73	17	90	2
1987	68	10	78	3
<b>Totals</b>	<b>212</b>	<b>45</b>	<b>257</b>	<b>6</b>

**Additional Statistics:** blocked one punt, 1984



**JAY NOVACEK 85**

Tight End Wyoming 4th Year  
 Ht: 6-4 Wt: 235 Born: 10/24/62  
 Acquisition: Sixth round choice, 1985

**NOVACEK**

- ✓ Invited to 1984 U.S. Summer Olympic Trials as decathlete
- ✓ While at Wyoming, he finished fourth in 1984 NCAA Decathlon
- ✓ Best track marks are: 10.8, 100 meters; 23 feet, long jump; 50 feet, shot put; 6-7 high jump; 150 feet, discus; 212 feet, javelin; 16-6 pole vault
- ✓ An avid hunter and fisherman, he owns 140-acre farm near Maxwell, Neb.; the farm includes some head of cattle and a 24-acre corn crop



**PRO CAREER:** Although injuries have shortened past two seasons, he has blossomed into bona fide receiving threat at tight end ... Gained nearly 20 pounds prior to 1987 campaign in shift from wide receiver to tight end ... Missed eight games in 1986 due to fractured thumb, and was sidelined for five contests last year after breaking bone in elbow ...

Offensive coordinator, Jim Shofner, likens him to former Cleveland Browns standout Dave Logan ... **1987:** Opened season as Cards' starting tight end, but elbow injury suffered against New

York Giants (10/25) placed him on Injured Reserve list until Dec. 5 . . . Snagged 20 passes for 254 yards and three touchdowns in only four starts and seven game appearances . . . Prior to injury, he led all NFC tight ends with 15 catches after six weeks . . . His 101 yards on seven catches at San Diego (9/20) were most yards by Cardinal tight end since Jackie Smith totalled 110 vs. Dallas 13 years ago (10/13/74) . . . Hauled in four passes for 75 yards in fourth quarter alone at San Diego, with 21-yard scoring grab his first NFL career touchdown . . . Following I.R. stint, returned to catch 15-yard TD pass at Tampa Bay (12/20) and four passes for 42 yards at Dallas (12/27) in final two games of 1987 . . . **1986:** Missed first six games of season with preseason thumb injury . . . Again on Injured Reserve for final two weeks of season with strained knee . . . Caught just one pass for two yards vs. New Orleans (11/16) . . . Registered six tackles on kick coverage units . . . Bulkied up from 217 to 225 pounds in training camp for projected playing time at tight end . . . Blocked punt vs. Philadelphia (11/2) which was nullified by penalty . . . **1985:** Primarily used on special teams . . . Chalked up eight tackles on kickoff coverage units . . . Snared one pass for four yards vs. L.A. Rams (12/15) . . . Caught four passes for 50 yards in preseason . . . Also returned one kickoff for 20 yards vs. Dallas (11/4) . . . **GAMES (STARTS):** 1985–16(0), 1986–8(0), 1987–7(4), TOTALS–31(4) . . . **COLLEGE/PERSONAL:** Kodak First Team All-American at Wyoming . . . Won 1984 Western Athletic Conference decathlon championship and was invited to Summer Olympic Trials in Los Angeles that year, finishing fifth overall . . . Born in Martin, South Dakota . . . Coached by father as all-state quarterback at Gothenburg High . . . Also captained football and basketball squads . . . Recently honeymooned (wife, Yvette) in Africa during offseason.

RECEIVING						KICKOFF RETURNS					
Year	No.	Yds.	Avg.	Long	TD	Year	No.	Yds.	Avg.	Long	TD
1985	1	4	4.0	4	0	1985	1	20	20.0	20	0
1986	1	2	2.0	2	0	1986			—		
1987	20	254	12.7	25	3	1987			—		
<b>Totals</b>	<b>22</b>	<b>260</b>	<b>11.8</b>	<b>25</b>	<b>3</b>	<b>Totals</b>	<b>1</b>	<b>20</b>	<b>20.0</b>	<b>20</b>	<b>0</b>

#### SINGLE GAME CAREER HIGHS

##### Regular Season

Yds. Rec.: 101 vs San Diego 9/20/87

Recpts.: 7 @ San Diego 9/20/87

Long Recp: 25 @ San Diego 9/20/87

TD Rec.: 1 three times



## FREDDIE JOE NUNN 78

Defensive End Mississippi 4th Year  
 Ht: 6-4 Wt: 255 Born: 4/9/62  
 Acquisition: First round choice, 1985

### NUNN


- ✓ Beefed up from 228 pounds to 255 last year, which he put to good use in leading Cardinals in sacks with 11
- ✓ Earned 1985 UPI All-Rookie Team honors after stacking up 84 tackles, three sacks and two fumble recoveries in 16 starts
- ✓ Returned last year to his college position of defensive end, where he was first team All-American at Mississippi
- ✓ Gained 1,246 yards and scored 20 touchdowns as senior running back at Nanih Waiya High in Noxubee, Miss.



**PRO CAREER:** Last year returned to defensive end, the position he earned All-America honors at Mississippi during NCAA days ... Showed flashes of brilliance, ranking fourth among 1987 NFC sack leaders with 11 quarterback traps ... His sack total was also highest by Cardinal player since Curtis Greer

bagged 14 in 1984 ... **1987:** Top outing of year came against New York Giants (10/25), ripping off 10 tackles and two sacks in 30-7 loss ... Also pummelled Tampa Bay for five solo stops and three sacks (12/20) ... Other gilded performances were five-tackle, 2 1/2-sack day at Philadelphia (11/22) and a four-tackle, 1 1/2-sack effort vs. Giants (12/13) ... Collected 46 tackles overall ... **1986:** His 48 tackles at outside linebacker ranked seventh on club, while his seven sacks were second most to Al Baker's 10 ... Erupted for two first-half sacks in both Philadelphia (12/7) and New Orleans (11/16) games ... Also notched two pass defenses and a fumble recovery at N.Y. Giants (12/14) ... **1985:** Started first preseason game after just four days in training camp ... Started all 16 games ... Breezed to team-leading 38 tackles after first five games ... Rolled up six or more stops on 10 occasions ... Strung together three consecutive weeks with sacks: vs. Tampa Bay (10/10), Philadelphia (10/17), N.Y. Giants (10/24) ... Stacked up eight tackles in NFL debut in season-opening 27-24 overtime win vs. Cleveland (9/9) ... **GAMES (STARTS):** 1985-16(16), 1986-16(16), 1987-12(12), TOTALS-44(44) ... **COLLEGE/PERSONAL:** First-team All-American at Mississippi, first team All-Southeastern Conference, and three-time SEC Defensive Player of the Week as senior ... Played in Senior bowl and was Defensive MVP in Hula Bowl ... Born in Noxubee, Miss ... Lettered in football, basketball, baseball and track ... Wife's name is Vickie.

OPPONENTS FUMBLES RECOVERED						TACKLES — QB SACKS				
Year	No.	Yds.	Avg.	Long	TD	Year	Solo	Assist	Total	QB Sacks
1985	2	0	0.0	0	0	1985	67	17	74	3
1986	1	0	0.0	0	0	1986	38	10	48	7
1987			—			1987	45	1	46	11
<b>Totals</b>	<b>3</b>	<b>0</b>	<b>0.0</b>	<b>0</b>	<b>0</b>	<b>Totals</b>	<b>150</b>	<b>28</b>	<b>178</b>	<b>21</b>

**TODD PEAT****64**

Guard	Northern Illinois	2nd Year
Ht: 6-2	Wt: 294	Born: 5/20/64
Acquisition: 11th round choice, 1987		

**PEAT**

- ✓ Overcame 11th-round draft status last year to start final eight regular-season games at left guard and earn consensus NFL All-Rookie honors
- ✓ Loves to hunt and fish, he owns 12 pairs of cowboy boots
- ✓ Mother, Shirley, has served as a street officer for Champaign (Ill.) Police Department for past 10 years



**PRO CAREER:** One of long-shot gems of 1987 NFL Draft ... Picked in 11th round by Cardinals, some eyebrows were raised when Peat wrestled starting left guard spot away from nine-year veteran Joe Bostic by mid-season ... Appeared in 12 games as rookie, starting final eight contests ... His bone-crushing run blocking earned him consensus NFL All-Rookie Team honors (Pro Football Writers Association, UPI, *Pro Football Weekly* and *Football Digest*) ... Started first NFL game

against Tampa Bay (11/8) when Bostic was sidelined with intestinal virus ... **GAMES (STARTS):** 1987-12(8) ... **COLLEGE/PERSONAL:** Considered formidable pulling guard during his Northern Illinois career, utilizing his 294-pound frame as downfield blocker ... Featured 53-inch chest, 19-inch biceps, 450-pound bench press, and 5.0 time in 40-yard dash in college ... Started 42 of the 45 games he played in ... Earned third team All-America by Associated Press and third team honors by *The Poor Man's Guide* to the NFL Draft ... Became first player in Northern Illinois history to gain All-America recognition in three seasons ... Led club with 88 percent blocking grade ... Performed well against Miami's defensive tackle Jerome Brown and Iowa's Jeff Drost ... Voted to All-Mid American Conference first Team and Associated Press All-America honorable mention as junior ... Won Offensive Lineman of the Week honors in Bowling Green, Ohio University and Central Michigan games that season ... Utilized as fullback in that Ohio University contest much in the fashion of Bears' William "Refrigerator" Perry ... Also named All-MAC First Team and All-America honorable mention as sophomore, starting every down at right guard ... Moved into starting lineup in Kansas game in 1983 ... Gained second team All-MAC notice, the only first-year man on squad and only third freshman in school history to receive that honor ... Performed well in Northern Illinois' 20-13 victory over Cal State Fullerton in the 1983 California Bowl ... All-State and two-time All-Big 12 Conference pick at Central High in Champaign, Ill., where he lettered twice in football and track, and once in baseball ... Sociology major at Northern Illinois.



## TIM PEOPLES 26

Free Safety      Washington      1st Year  
Ht: 6-0      Wt: 200      Born: 7/26/64  
Acquisition: 7th round (A) choice, 1987

### PEOPLES

- ✓ Along with current teammate Tim McDonald (USC), he was finalist for Jim Thorpe Award which honors college football's top defensive back in 1986
- ✓ Converted wide receiver at University of Washington, he earned trips to East-West Shrine Game and Senior Bowl as Husky safety
- ✓ Held national junior title in triple jump in 13-14 year-old group as high school freshman at Silver Creek High in San Jose, Calif.



**PRO CAREER:** Placed on Injured Reserve list (9/1) prior to regular season last season due to severe left ankle sprain sustained in Seattle preseason game (8/22) ... Missed entire rookie season due to injury, although returned to practice in final weeks of campaign ... Will battle Travis Curtis for backup free safety spot behind Lonnie Young this Fall ... **GAMES (STARTS):** 1987-0(0) ... **COLLEGE/PER-**

**SONAL:** First team All-Pacific-10 Conference selection who ranked third on Husky defense with career-high 101 tackles in 1986 ... Emerged from shadows of All-America teammate Vestee Jackson (Bears), causing two fumbles and intercepting two passes as senior ... Like Cardinals' 1987 second-round pick Tim McDonald of USC, he was finalist for Jim Thorpe Award which honors college football's top defensive back ... Blocked Tom Tupa punt that was recovered by cornerback Tony Zackery in end zone for score in 40-7 rout of Ohio State, registering 12 tackles and causing fumble in that game to earn Pac-10 Defensive Player of the Week honors ... Amassed 13 tackles in 17-17 tie with UCLA ... Deflected two passes in 28-6 loss to Alabama in Sun Bowl ... Appeared in 1987 East-West Shrine Game and Senior Bowl ... Named All-Pac-10 honorable mention in 1985 after leading Washington secondary in tackles with 70 (52 solos) ... Claimed 11 tackles in that year's USC contest ... Also received All-Pac-10 honorable mention award as sophomore, when he ranked sixth on club with 92 tackles ... Blocked two punts in 1984, recovering one for touchdown vs. Oregon and another to set up TD vs. Arizona ... Had season-high 14 tackles vs. USC and 12 solo stops in Michigan game as sophomore ... Originally came to Washington as wide receiver and kickoff returner, lettering at those positions in '82 before shifting to safety as sophomore ... Redshirted in 1983 as he made transition from receiver to safety ... Returned 11 kickoffs for 262 yards (23.8 avg.) as freshman in 1982 ... Lettered four times as wide receiver and defensive back, earning All-American, All-Mt. Hamilton Athletic League, All-NorCal and All-Central Coast as senior at Silver Creek High in San Jose, Calif ... Snared 35 passes for 543 yards and league-leading 14 touchdowns as team captain as senior ... Three-time all-league basketball player while also lettering in track with prep bests of 10.5 in the 100 meters and 23-foot long jump in the state finals ... Held national junior title in the triple jump in 13-14 year-old group as freshman ... Society and justice major at Washington ... Enjoys bowling and fishing ... Born in Chicago, Ill.



## TOOTIE ROBBINS 63

Tackle East Carolina 7th Year  
Ht: 6-5 Wt: 302 Born: 6/2/58  
Acquisition: Fourth round choice, 1982

### ROBBINS

- ✓ Worked on parents' farm as youngster in Merry Hill, N.C., where they grew corn, soybeans, tobacco and peanuts
- ✓ Earned second team All-America honors as senior at East Carolina, the highest national recognition by a football player in school history
- ✓ Impressive showing in 1982 rookie training camp prompted veteran Dan Dierdorf's move to center



**PRO CAREER:** Presents perhaps the most imposing figure on team at 6-5 and 302 pounds ... Enjoyed outstanding 1982 season with several All-Rookie honors, but hamstring problems have stunted his progress since ... When able to perform at 100%, can dominate his man and complement Luis Sharpe to give Cardinals impressive set of bookend tackles ... **1987:** Drew starting assignment at tackle in 14 games last year, providing Cardinals with experience and savvy up front ... Missed second

half vs. Dallas (9/13) with concussion, but played nearly every down the duration of season ... **1986:** Re-signed with club after start of season and activated 9/12 ... Played in 12 games and started last five at right tackle ... Twisted ankle prevented play Weeks 9-10 ... Playing time and performance level increased as he rounded into shape through latter part of season. ... **1985:** Recurrent hamstring injury kept him out of four games but started 11 of 12 ... Answered bell in first eight contests but hamstring pull in Week Nine limited playing time rest of season ... **1984:** Started all 16 games to finish with streak of 25 consecutive starts over two seasons ... Improved physique from previous two years and paid off in perhaps best year as pro ... **1983:** Shook off nagging hamstring problems to start last nine games and regain form of fine rookie season ... Progressed well throughout year and began to realize potential ... **1982:** ... One of biggest bonuses of '82 draft ... Started all nine contests and joined fellow-rookie tackle Luis Sharpe with All-Rookie mention by *Pro Football Weekly*, *Football Digest*, and PFWA ... Shared game MVP honors with Sharpe vs. Atlanta (11/28) when St. Louis rolled up 203 yards rushing in 23-20 win ... **GAMES (STARTS):** 1982-9(9), 1983-13(11), 1984-16(16), 1985-12(11), 1986-13(5), 1987-14(14), TOTALS-77(66) ... **COLLEGE/PERSONAL:** Earned second-team All-America honors as senior at East Carolina, highest national recognition by football player in school history ... Played in Blue-Gray and Japan Bowl games after senior season ... Won team blocking award after junior year ... Two-way starter at Bertie County High in native Windsor, NC ... James "Tootie" Robbins was all-state and All-America offensive tackle during prep career ... Active in United Way ... He and wife, Shaneeta, reside in Florissant, Mo.



## MIKE RUETHER 51

Guard/Center	Texas	3rd Year
Ht: 6-4	Wt: 275	Born: 9/20/62
Acquisition: First round choice, 1984 (Supplemental Draft)		

### RUETHER

- ✓ 31-game starter for USFL's L.A. Express in 1984-85
- ✓ Played collegiately at Texas with ex-Cardinal Doug Dawson and current Card Gene Chilton
- ✓ Kansas state heavyweight wrestling champ in high school



**PRO CAREER:** Has appeared in 22 games with Cardinals during two-year tenure in NFL ... Has earned starting nod twice ... Two-year starter for L.A. Express of USFL in 1984-85 ... **1987:** Opened season as Cardinals' center, but yielded to Derek Kennard in week two ... Entered game for long snap duty in shotgun formations, however ... His reliability became important part of spread formation passing game, as quarterback Neil Lomax led NFL in passing yardage and receiver J.T. Smith snared 91 passes — also tops in the League ... Utilized as snapper for field goal and PAT units as well ... **1986:** Signed Sept. 30 with Cardi-

nals and activated in time for Tampa Bay contest (10/10) ... Saw considerable action at center vs. San Francisco (11/9) but leg bruise limited play ... Saw first NFL start vs. New Orleans (11/16) but went down with ankle injury on first possession of day ... Played last four weeks only for field goal and PAT attempts ... **1985:** Started 16 of 17 games he played in for Express at center spot ... **1984:** Came through with starts in final 15 games snapping for QB Steve Young (now of 49ers) ... Became starter at center by Week Four ... Traded by Houston to L.A. in February 1984 ... Regarded as No. 1 center prospect in 1984 NFL draft ... **GAMES (STARTS):** 1986-10(1), 1987-12(1), TOTALS-22(2) ... **COLLEGE/PERSONAL:** Two-year starter for Texas squads and played on Longhorn teams that appeared in 1980 Bluebonnet Bowl, 1983 and '84 Cotton Bowls, and 1982 Sun Bowl ... Born in Inglewood, Ca. ... All-State and All-America at Bishop Miege (Kan.) High ... Resides in Clayton, Mo. with wife, Marjorie, and son, Reece Austin (6/18/87).



**ROD SADDLER 72**

Defensive End Texas A&M 2nd Year  
 Ht: 6-5 Wt: 276 Born: 9/26/65  
 Acquisition: Fourth round choice, 1987

**SADDLER**

- ✓ Bagged two sacks vs. Philadelphia (11/22) last year in first NFL start
- ✓ As junior at Texas A&M, earned All-Southwest Conference First Team honors and the Aggies' Charlie Krueger Most Improved Defensive Player Award for 82-tackle season



**PRO CAREER:** Stamped his mark during promising rookie campaign in 1987 with 24 tackles, three sacks, and one forced fumble . . . Exhibiting pure athletic ability, he also posted an interception . . . Chalked up first sack in season-opening win vs. Dallas (9/13) . . . Put crunching hit on James Wilder vs. Tampa Bay (11/8) to force fumble that Niko Noga returned 23 yards for touchdown, sparking miracle 28-point fourth-quarter comeback win . . . Rolled up four stops next week vs. L.A. Rams (11/15) . . . Saw first NFL start vs. Philadelphia (11/22) with Curtis Greer (back) side-

lined, and delivered with two sacks . . . Also plucked interception when another Cards' rookie starting his first game, Steve Alford, tipped pass late in game to help seal 31-19 victory . . . Proceeded to start next three games at right defensive end . . . Racked up four solo stops vs. Washington (12/6) . . . Would likely have finished season as starter but David Galloway was activated from Injured Reserve for final three games . . . **GAMES (STARTS):** 1987-12(3) . . .

**COLLEGE/PERSONAL:** Earned second team All-Southwest Conference honors as senior and first team recognition his junior year . . . Played both right and left end spots . . . Moved from right to left end as junior, replacing All-American Aggie Ray Childress (Oilers) . . . Has proven to be particularly stingy against the run . . . Timed at 4.8 in the 40-yard dash . . . Voted second team All-Southwest Conference last fall after finishing sixth among team tacklers with 74 stops (42 solos) . . . Also bagged three sacks and five tackles for 15 yards in losses . . . Chalked up season-high 13 tackles vs. Southern Mississippi . . . Stress foot fracture forced him to miss 1986 spring drills . . . Brilliant 82-tackle junior season . . . Also racked up four sacks and nine tackles for 29 yards in losses that season, winning the Charlie Krueger Most Improved Defensive Player Award for Aggies . . . Top 1985 performance was 13-tackle job vs. SMU . . . Started at right defensive end as sophomore, pounding out 68 tackles, two sacks and two fumble recoveries . . . Had season-high 14 tackles vs. Arkansas in 1984 . . . Led all Texas A&M freshmen with 29 tackles (25 solos) and five sacks in '83 . . . Was considered one of nation's top 100 players out of Columbia (Ga.) High School . . . Played tight end and defensive end for Columbia High . . . Also star forward on prep basketball team.

**OPPONENTS FUMBLES RECOVERED**

Year	No.	Yds.	Avg.	Long	TD
1987			—		
<b>Totals</b>			—		

**INTERCEPTIONS**

Year	No.	Yds.	Avg.	Long	TD
1987	1	0	0.0	0	0
<b>Totals</b>	1	0	0.0	0	0

Year	TACKLES — QB SACKS			
	Solo	Assist	Total	QB Sacks
1987	23	1	24	3
<b>Totals</b>	<b>23</b>	<b>1</b>	<b>24</b>	<b>3</b>



**BRODERICK SARGENT 39**

Fullback                  Baylor                  3rd Year  
 Ht: 5-10                  Wt: 215                  Born: 9/16/62  
 Acquisition: Free Agent, 5/19/86

### SARGENT

- ✓ Signed as free agent in 1986 and earned spot on roster with hard work, toughness and special teams play
- ✓ His uncle, Chuck Beatty played strong safety with Cardinals in 1972, and also played with Joe Greene and Cedric Hardman at North Texas State
- ✓ Nickname is Sarge




**PRO CAREER:** Has played in 31 games the past two seasons, seizing attention for his electrifying special teams play... Outstanding blocker who's seen limited but productive action in backfield... **1987:** Given first pro start vs. Washington (10/4), responding with 78 yards on 14 carries (5.6 average), including stats of 10 attempts for 70 yards in first half alone... Entered game for injured Ron Wolfley vs. N.Y. Giants (12/13), and blocked well for Stump Mitchell (111 yards) while catching two passes for 19 yards... Proved

worth once again on special teams, registering pair of stops on kick cover units vs. San Francisco (10/18) and again vs. Philadelphia (11/1)... Returned three kickoffs for 37 yards... **1986:** Played in all 16 games as impressive special teams performer... Like Pro Bowler Ron Wolfley, was force on coverage units and kickoff return wedge despite misleading stats (seven tackles)... Caught one pass for eight yards and returned two kickoffs for 27 yards... Rushed 15 times for 64 yards and 4.3 average in preseason action... Designated as Cardinals "emergency kicker" and was almost called upon vs. New Orleans (11/16) when John Lee hobbled off field following knee injury... Worked individually on practicing kickoffs throughout season... **GAMES (STARTS):** 1986-16(0), 1987-15(1), TOTALS-31(1)... **COLLEGE/PERSONAL:** Rushed for 286 yards on 70 attempts and caught eight passes for 138 yards and 17.3 average as integral member of Baylor's 9-3 club that beat LSU 21-7 in 1985 Liberty Bowl... Born in Waxahachie, Texas and attended Waxahachie High.

RECEIVING						RUSHING					
Year	No.	Yds.	Avg.	Long	TD	Year	No.	Yds.	Avg.	Long	TD
1986	1	8	8.0	8	0	1986					
1987	2	19	9.5	10	0	1987	18	90	5.0	16	0
<b>Totals</b>	<b>3</b>	<b>27</b>	<b>9.0</b>	<b>10</b>	<b>0</b>	<b>Totals</b>	<b>18</b>	<b>90</b>	<b>5.0</b>	<b>16</b>	<b>0</b>

KICKOFF RETURNS					
Year	No.	Yds.	Avg.	Long	TD
1986	2	27	13.5	14	0
1987	3	37	12.3	27	0
<b>Totals</b>	<b>5</b>	<b>64</b>	<b>12.8</b>	<b>27</b>	<b>0</b>

SINGLE GAME CAREER HIGHS	
Regular Season	
Yds. Rush:	78 @ Washington 10/4/87
Rush Att.:	14 @ Washington 10/4/87
Long Run:	16 @ Washington 10/4/87
TD Rush:	None



**COLIN SCOTTS 69**

Tight End                      Hawaii                      2nd Year  
 Ht: 6-5                      Wt: 263                      Born: 4/26/63  
 Acquisition: Third round (B) choice, 1987

### SCOTTS

- ✓ Originally played for Australian Schoolboys Rugby Team, and was offered football scholarship by University of Hawaii assistant coach who spotted him during rugby tour at UCLA
- ✓ Known for his "Kangaroo Hop" celebration following quarterback sacks in college
- ✓ With veterans shouting "sing mate," Scotts entertained them with rousing training table version of Australian classic "Waltzing Matilda" during 1987 camp in Charleston, Ill.
- ✓ Asked to compare Australia and U.S., he replies: "Americans are different in the sense that they're great achievers. They're worrying about building the next nuclear bomb instead of Australians, maybe, who are worrying about building a better-tasting beer"
- ✓ Father is prominent Sydney land developer who owns gold mines



**PRO CAREER:** Has moved from defensive tackle to tight end during his first NFL off season . . . Enjoyed script-like NFL debut with pair of third-down sacks that forced punts in key second-half possessions in 24-13 season-opening victory vs. Dallas (9/13) . . . Played majority of game vs. N.Y. Giants (10/25) and racked up four tackles after Mark Duda left game with sore knee . . . Saw first NFL start vs. Philadelphia (11/1) with Duda on Injured Reserve . . . Piled up five solo stops vs. Tampa Bay (11/8) . . . Started three games at DT before giving way to roommate Steve Alvard . . . Did not play in last five games of

season ... Overcame foot injury, knee strain and minor elbow injury to perform well through training camp ... Has only five years of football behind him ... **GAMES (STARTS):** 1987-7(3) ... **COLLEGE/PERSONAL:** A raw talent who's still learning the game ... "Colin did not know the difference between a first down and first base when he came here," said former Hawaii head coach Dick Tomey, who recruited him from the Australian Schoolboys Rugby Team ... Developed into first-rate pass rusher, utilizing his great leaping ability to bat away 13 passes during his career including six in 1985 ... Excellent special teams player who blocked two field goal attempts during Rainbow tenure ... As Hawaii's second-leading tackler with 74 stops (44 solos), he was named to All-Western Athletic Conference Second Team in 1986 ... Played well in Hula Bowl game ... Posted nine sacks and 10 tackles for 56 yards in losses in final NCAA campaign ... Registered six tackles and a sack in 26-15 win over Cal State Fullerton, 11 tackles and a sack vs. BYU and five tackles in 24-13 triumph vs. Fresno State as senior ... Perhaps best 1986 effort came against Wyoming when he cashed in seven tackles, two sacks and two pass deflections ... Also posted nine tackles in season finale vs. Michigan ... Earned All-WAC honorable mention notice as both a sophomore and junior ... Piled up 45 tackles, a sack and nine tackles for 39 yards in losses in 1985 ... Had five tackles vs. Air Force, six stops in 10-10 tie with San Diego State and four tackles (all four losses) with three pass deflections vs. BYU during that junior season ... Recorded 39 tackles, three sacks and seven tackles for 25 yards in losses in 1984, including season-high nine tackles and 12-yard sack in 20-17 win over Utah ... Notched 29 tackles as freshman, the first year he ever competed in American football ... Won state and national honors in rugby at the Australian Schoolboys Rugby Team in Sydney, Australia, where he also competed in basketball, swimming and cricket for Scotts School ... Physical education major at Hawaii.

Year	TACKLES — QB SACKS			QB Sacks
	Solo	Assist	Total	
1987	14	0	14	2
<b>Totals</b>	<b>14</b>	<b>0</b>	<b>14</b>	<b>2</b>



**LUIS SHARPE** **67**

Tackle	UCLA	7th Year
Ht: 6-4	Wt: 260	Born: 6/16/60
Acquisition: Free agent, 9/1/85		
First round choice, 1982		

## SHARPE

- ✓ Finally earned Pro Bowl invitation last year after being voted an alternate in both 1983 and 1984
- ✓ Born in Havana, Cuba. At age of six, he and family moved to Detroit where father worked in auto industry
- ✓ Fluent in two languages, he occasionally does interviews with Spanish radio stations in other NFL cities



**PRO CAREER:** Finally received just due, earning first Pro Bowl invitation last season ... Thoroughbred lineman who's regarded as one of NFL's better pass blockers ... Has great combination of strength, foot quickness and intelligence ... Earned NFL All-Rookie Team and team Co-Most Valuable Player (with Benny Perrin) awards in 1982 ... Played 44 games during 16-month stretch from 1984-85 due to signing with USFL ... After 16 games in 1984, he signed with USFL's Memphis

Showboats in Spring 1985 ... Played 12 games in Memphis, then returned to Cardinals in time to once again start all 16 NFL contests in Fall 1985 ... Named Pro Bowl first alternate in both 1983 and 1984 ... **1987:** Voted offensive team captain by teammates prior to 1987 season ... Besides Pro Bowl award, he also gained All-NFC Second Team notice by United Press International ... Perhaps two best performances of 1987 came against NFL heavyweights Dexter Manley of Washington (12/6) and Lawrence Taylor of New York Giants (10/25) ... **1986:** With full off-season of rest, he regained past form in 1986 ... Consistently warded off the better defensive linemen in NFL ... Extended his consecutive starting streak to 73 games at season's end, longest current string on Cardinal club ... **1985:** After playing all 16 games with Cardinals in '84, signed with Memphis of USFL in Spring 1985 ... Played in 12 games with Showboats, then returned to start all 16 games with St. Louis in 1985 ... Mental and physical exhaustion took its toll as he failed to perform with same toughness and finesse exhibited in previous seasons ... Ran string of consecutive starts to 57 ... **1984:** 16-game starter and Pro Bowl alternate in outstanding season ... Stellar play at left tackle was important factor in Cardinals' high-powered passing attack that saw St. Louis yield just 49 sacks ... Repelled some of finest pass rushers in League ... Near-flawless protection of Pro Bowl QB Neil Lomax led NFC with club-record 4,614 yards passing ... **1983:** Tabbed Pro Bowl alternate in just second season at left tackle ... **1982:** Cardinals' No. 1 pick in '82 NFL draft ... Lived up to all expectations with outstanding year ... Selected to All-Rookie squads by *Pro Football Weekly*, *Pro Football Digest*, and the PFWA along with fellow-rookie tackle Tootie Robbins ... Shared game MVP honors with Robbins in 23-20 win over Atlanta (11/28) ... First tackle selected in draft, 16th player selected overall ... **GAMES (STARTS):** 1982-9(9), 1983-16(16), 1984-16(16), 1985-16(16), 1986-16(16), 1987-12(12), TOTALS-85(85) ... **COLLEGE/PERSONAL:** All-American at UCLA ... Played guard and center positions as three-year starter ... Received Bruins' Rookie of the Year award as freshman ... Was second-team All-Pac-10 as sophomore ... Earned honorable mention All-American as junior ... Named team's MVP as senior and appeared in 1981 Hula and Olympia Gold Bowl ...

Attended Detroit's Southwestern High where he played both football and basketball . . . Earned Academic All-American honors . . . Has degree in political science and aspires to become involved in politics to help minorities . . . He and wife, Kathi, have two daughters, Leah (2/1/84) and Rebekah Alicia (12/4/87).

**Additional Statistics:** 1 rush for 11 yards, 1983.



**VAI SIKAHEMA 36**

Halfback/Return Specialist    BYU    3rd Year  
Ht: 5-9                      Wt: 191                      Born: 8/29/62  
Acquisition: 10th round (A) choice, 1986

### SIKAHEMA

- ✓ Has established new club single-season punt return records in each of his first two NFL seasons, earning Pro Bowl notice both years
- ✓ Claimed NFC punt return crown (12.1) as rookie, while his 12.5 average last year was best by Cardinal player since Terry Metcalf's 13.1 mark in 1974
- ✓ Became only fifth player in NFL history to return two punts for TDs (71 and 60 yards) in one game, a 21-17 win vs. Tampa Bay (12/21/86)
- ✓ Serious journalism student who authored regular column in Southern Illinois-Edwardsville campus newspaper last year, appropriately entitled "Vai's Views"; also guest sportscaster on local St. Louis television station (KSDK-TV, NBC) and contributor to *St. Louis Business Journal*
- ✓ Born in Nyku' Alofa, Tonga



**PRO CAREER:** Has developed into one of Cardinals' Cinderella stories of recent years . . . A 10th-round draft choice, was regarded as long shot to even survive training camp in 1986 . . . Instead, he's set numerous club punt return records enroute to back-to-back Pro Bowl selections . . . Earned All-Pro accolades by Associated Press in both 1987 (first team) and 1986 (second team) . . . Also named to All-NFL Team by NFL Alumni Association last year, as well as NFL Special Teams Runner-up by NFL Players Association/USA Today . . . Has vaulted into second place on Cards' career punt return charts for attempts (87) and yardage (1,072), trailing only Stump Mitchell (156-1,377) in both categories . . . Broke own club single-season records for punt returns (44) and punt return yardage (550) in 1987, eclipsing his rookie season totals of 43 for 522 . . . Was NFC's premier double-threat last fall, tying for third in punt returns (12.5) and finishing sixth in

kickoff returns (22.4) ... In 1986, he claimed NFC punt return crown (12.1) and ranked third among Conference kickoff returners (22.9) ... Became only fifth player in NFL history to return two punts for TDs (71 and 60 yards) in one game, a 21-17 win vs. Tampa Bay in 1986 season finale (12/21) both TD returns came in second quarter ... His 145 punt return yards in that Tampa Bay game also set club single-game record, surpassing Chuck Latourette's 143 in 1968 ... Earned NFL Special Teams Player of the Week for season-closing effort vs. Buccaneers ... Other players who have returned two punts for TDs in game are: Detroit's Jack Christiansen (twice in 1951), N.Y. Titans' Dick Christy (1961), Denver's Rick Upchurch (1976) and L.A. Rams' LeRoy Irvin (1981) ... Share club's career record for punt returns for TDs with Ollie Matson (1954-55), both with three ... His 12.3 career punt return average ranks second to Charley Trippi's 13.7 figure (63-864, 1947-55) in club annals ... **1987:** Perhaps sealed second straight Pro Bowl invitation against defending Super Bowl champion New York Giants (12/13), returning punt 76 yards for touchdown and bringing back kickoff 44 yards to set up another TD in 27-24 Cardinal win ... Also uncorked 46-yard kickoff return against soon-to-be Super Bowl XXII champion Washington Redskins (12/6) ... Unleashed punt returns of 25, 25 and 30 yards at Atlanta (11/29) ... Also provided dazzling effort against Philadelphia (11/1), returning five punts for 65 yards and one kickoff for 50 yards ... Setting numerous club punt return records, he was selected to Pro Bowl, earned All-Pro Second Team honors by Associated Press, and All-NFC and All-NFL Rookie accolades from *Pro Football Weekly* in 1986 ... Established team single-season punt return marks for attempts (43) and yardage (522), surpassing Stump Mitchell's 1981 standards ... Claimed NFC punt return crown (12.1) and ranked third among Conference kickoff returners (22.9) ... **1986:** Although he lost two fumbles in 1987 Pro Bowl, he dazzled the Aloha Stadium crowd with 29-yard return ... For the afternoon, he returned seven punts for 73 yards in Honolulu while returning two kickoffs for 35 yards ... Ripped off punt returns of 71, 61 and 60 yards during season — the three longest returns by Cardinal player since Lee Nelson's 77-yarder at Chicago in 1979 ... Also uncorked 91-yard TD punt return vs. New England (Hall of Fame Game) and 60-yarder vs. Chicago in preseason action ... Tied NFL record by returning two punts for touchdowns vs. Tampa Bay (12/23/86), with both scores coming in second quarter ... Only four other players have returned two punts for TDs in one game: Detroit's Jack Christiansen (twice in 1951), N.Y. Titans' Dick Christy (1961), Denver's Rick Upchurch (1976) and L.A. Rams' LeRoy Irvin (1981) ... His 145 punt return yards in that Tampa Bay game also set club single-game record, surpassing Chuck Latourette's 143 in 1968 ... Earned NFL Special Teams Player of the Week for his season-closing effort ... His punt return average (12.1) is best by Cardinal since Terry Metcalf's 12.4 average in 1975 ... At halfback, his first NFL run from scrimmage traveled 23 yards at Tampa Bay (10/12) ... **GAMES (STARTS):** 1986-16(0), 1987-15(0), TOTALS-31(0) ... **COLLEGE/PERSONAL:** Caught 36 passes for 526 yards and 14.6 average with two TDs as senior at BYU ... Also rushed for 6.6 average-per-carry in 1985 with 383 yards on 58 attempts for Cougars ... Posted career 6.7 rushing average and 11 TDs ... All-purpose performer for nationally-ranked Brigham Young squad ... Had 83-yard punt return for TD vs. SMU in 1980 Holiday Bowl ... Honorable mention All-Western Athletic Conference as junior with 25.1 kickoff return average for No. 7 ranking nationally ... Served on Mormon mission in South Dakota in 1982-83 before returning to school in '84 ... He and wife, Keala, reside in Chandler, Ariz. with their sons, Landon (12/12/85) and Leland (6/18/88).

PUNT RETURNS						KICKOFF RETURNS					
Year	No.	Yds.	Avg.	Long	TD	Year	No.	Yds.	Avg.	Long	TD
1986	43	522	12.1	71T	2	1986	37	847	22.9	44	0
1987	44	550	12.5	76T	1	1987	34	761	22.4	50	0
<b>Totals</b>	<b>87</b>	<b>1,072</b>	<b>12.3</b>	<b>76T</b>	<b>3</b>	<b>Totals</b>	<b>71</b>	<b>1,608</b>	<b>22.6</b>	<b>50</b>	<b>0</b>

Year	No.	RECEIVING				Year	No.	RUSHING			
		Yds.	Avg.	Long	TD			Yds.	Avg.	Long	TD
1986	10	99	9.9	27	1	1986	16	62	3.9	23	0
1987		—				1987		—			
<b>Totals</b>	<b>10</b>	<b>99</b>	<b>9.9</b>	<b>27</b>	<b>1</b>	<b>Totals</b>	<b>16</b>	<b>62</b>	<b>3.9</b>	<b>23</b>	<b>0</b>

### SINGLE GAME CAREER HIGHS

#### Regular Season

Yds. Rush: 26 @ Tampa Bay 10/12/86

Rush Att.: 7 vs. Tampa Bay 12/21/86

Long Run: 23 @ Tampa Bay 10/12/86

TD Rush: None

Yds. Rec.: 59 @ Buffalo 9/21/86

Recepts.: 3 @ Buffalo 9/21/86; vs. Tampa Bay 12/21/86

Long Rec.: 27 @ Buffalo 9/21/86

TD: 1 @ Buffalo 9/21/86

## CARDINALS' DRAFT CHOICES ON 1988 ROSTER BREAKDOWN BY ROUND

### NO. 1

Greer '80  
Junior '81  
Sharpe '82  
Leonard Smith '83  
Nunn '85  
Bell '86  
#Ruether '84

### NO. 7

Peoples  
Harris '87

### NO. 2

Lomax '81  
Galloway '82  
Mack '83  
McDonald '87  
#Kennard '84

### NO. 8

Noga '84  
Brown '86  
Alvord '87

### NO. 3

Bostic '79  
Baker '80  
Lance Smith '85  
Chilton '86  
Awalt '87  
Scotts '87

### NO. 9

Mitchell '81  
Davis '87

### NO. 4

Green '79  
Robbins '82  
Duda '83  
Wolfley '85  
Carter '86  
Saddler '87

### NO. 10

Sikahema '86

### NO. 5

Ferrell '82  
Jarostchuk '87

### NO. 6

Novacek '85  
Garalczyk '87

### NO. 11

Peat '87

### NO. 12

Young '85

OF THE 56 PLAYERS ON THE CURRENT ROSTER:

38 ARE DRAFT CHOICES,  
3 WERE ACQUIRED VIA TRADE, AND  
15 ARE FREE AGENTS.  
#SUPPLEMENTAL DRAFT

**J.T. SMITH****84**

Wide Receiver North Texas St. 11th Year  
Ht: 6-2 Wt: 185 Born: 10/29/55  
Acquisition: Free Agent, 9/17/85

**PRO CAREER:** Received new lease on his football life with Cardinals in 1985 when he signed as free agent ... Logged seven previous NFL seasons with Kansas City ... Caught only 25 passes in final three years with Chiefs (1982-84), but has corralled 214 passes in three seasons since with Cards ... Has hunted down more passes (171-2131, 14 TDs) during past two years than any other NFL player ... Led League in both receptions (91) and receiving yardage (1,117) in 1987 ... His 91 catches surpassed own club record of 80 set in 1986, while his 1,117 yards rank fifth on Cards' single-season list ... Although had to settle for Pro Bowl alternate status last year, many other honors flowed his way in 1987 including *The Sporting News'* All-Pro Team, *Pro Football Weekly's* All-NFL Team, UPI's All-NFC First Team and Associated Press' All-Pro Second Team ... Amazingly played in every game last year despite sustaining 15 different injuries during course of season ... Needs only 15 yards to puncture 5,000-yard mark, having snared 381 passes for 4,985 yards and 23 touchdowns in career that spans 10 seasons and 134 games ... Opens 1988 season having caught at least one pass in 44 consecutive contests ... First set Cardinals' single-season reception record in 1986 with 80 catches for 1,014 yards and six TDs, achieving that milestone despite suffering through such physical ailments as strained back, pulled hamstring, sprained ankle and flue (twice) ... Lodged in fifth place for NFL career punt returns (246) behind Emlen Tunnell (258), Alvin Hammond (253), Fuller (252) and Johnson (250) ... Signed with Chiefs in 1978 as free agent after being released by Redskins midway through season ... Earned Pro Bowl spot with NFL-high 14.5 punt return average in 1980 with Kansas City ... Led AFC with 10.6 punt return figure in 1979, including 88-yarder vs. Oakland Raiders (9/23) ... Still holds Kansas City's marks for career and single-season in punt returns (220/58 in 1979) and punt return yards (2,322/612 in '79) ...

**SMITH**

- ✓ Caught only 25 passes with Kansas City from 1982-84, but has responded with 214 receptions in last three seasons with Cardinals
- ✓ Has caught more passes (171) during past two seasons than any other NFL player, with Al Toon second with 153
- ✓ His league-high and club-record 91 catches last year elevates him with Washington's Art Monk as the only two NFL wide receivers to catch at least 90 passes in a season since 1964
- ✓ Teammate Rob Awalt, commenting about Smith being left off Pro Bowl roster last year: "I told J.T. he should report this to the police"
- ✓ Was three-sport star at Big Spring (Tex.) High, same school that produced former Cardinals QB Charley Johnson
- ✓ Born in Leonard, Texas, located just seven miles from Gene Stallings' hometown of Paris
- ✓ Although his special team days may be over, he ranks No. 4 in NFL career punt return yardage with 2,611 — trailing only Billy "White Shoes" Johnson (3,036), Rick Upchurch (3,008) and Mike Fuller (2,660)
- ✓ Earned Pro Bowl spot with NFL-high 14.5 punt return average in 1980 with Chiefs



Ranked second in NFC in punt returns with 10.9 average with Cardinals in 1985 ... **1987:** Capped brilliant season by hauling in career-best 11 passes for 102 yards and one touchdown at Dallas (12/27) ... Only Sonny Randle (16 at N.Y. Giants, 1962) and Otis Anderson (12 at Washington, 1984) have caught more passes in Cardinal uniform in one game ... Surpassed 100-yard mark four times during season ... Besides the season finale at Dallas, also nabbed six passes for 116 yards at Washington (10/4), 10 for 112 vs. Philadelphia (11/1) and 10 for 109 at Atlanta (11/29) ... Tracked down pair of TD passes against both Tampa Bay (11/8) and Philadelphia (11/22) ... Caught at least four passes in 12 of his 15 games last year, and 26 of last 31 contests dating back to 1986 ... **1986:** His 80 receptions eclipsed teammate Roy Green's 78-catch seasons of 1983 and 1984 ... That figure also ranked third among NFC receivers while his yardage tied Sonny Randle (1963) for sixth place on club's all-time single season list ... Finished with surge, corraling 50 passes for 649 yards and five TDs in his last eight contests (including three 100-plus-yard games) to lead NFL during that period ... Hunted down career-best 10 catches for 154 yards and two touchdowns at San Francisco (11/9), with seven of those receptions going for first downs ... Also clawed 10 passes for 131 yards at Philadelphia (12/7), eight for 106 vs. New Orleans (11/16) and five for 65 and two TDs vs. his former team, Kansas City (11/23) ... Caught four passes or more in 14 of Cardinals' 16 games last season ... His consistency was remarkable, considering he played with several injuries and was double-teamed while Roy Green was sidelined for five games ... **1985:** Joined club in Week Three and made immediate impact ... Caught 43 passes for 481 yards — best totals since All-Pro 1981 season with Kansas City Chiefs ... Stepped in at both wide receiver (for injured Roy Green and Pat Tilley) and as punt returner (with Stump Mitchell starting in backfield in place of injured Otis Anderson) ... In first of five starting roles, snared six passes for 86 yards and winning TD grab in 21-10 Monday Night win over Dallas (11/4) ... Nabbed six passes for 81 yards vs. Washington (10/7) ... Hauled in three for 62 yards following week vs. Philadelphia (10/4) and four for 70 yards in 28-16 win over New Orleans (12/8) ... Excelled on special teams with 26 punt returns for 10.9 average — second in NFC and best Cardinal average since 12.4 mark by Terry Metcalf in 1975 ... **1984:** Finished season as Chiefs' leading punt and kickoff return man with 20.6 kickoff return average and 8.5 mark on punt returns ... Returned kickoffs full time for first time in career ... Caught eight passes for 69 yards as fifth wide receiver ... Led team with five grabs for 49 yards vs. Seattle (11/4) ... Played in 15 games, missing season finale with separated shoulder ... **1983:** Ranked No. 9 in AFC with 8.1 average on 26 punt returns ... Caught seven passes for 85 yards on season ... Played in nine games with one start, missing first six contests with preseason knee injury ... **1982:** Played in just five games with two starts ... Pulled hamstring early in season and bruised sciatic nerve later in campaign ... In only contest when completely healthy, hauled in six passes for 101 yards vs. New Orleans (11/21) ... Returned just three punts for 8.7 average ... **1981:** Enjoyed outstanding season with 63 catches for 852 yards and 10.6 punt return average on 50 returns ... That reception mark was fourth-best in Kansas City history ... Single-game career best nine receptions for 140 yards vs. San Diego (9/20) ... Started first 15 games until rib injury forced him to miss part of season finale ... Led AFC in punt returns and yards as Pro Bowl alternate ... **1980:** Sailed to All Pro status with League-leading 14.5 punt return average ... 40 returns for 581 yards boosted him to status as Chiefs' all-time leading punt returner in only second full year with team ... Started all 16 games at wide receiver as well with 46 grabs for 655 yards and two TDs ... **1979:** Began assault on Chiefs' record book with 58 punt returns for 612 yards and 10.6 average with one touchdown ... Authored team-record 88-yard return vs. Oakland Raiders (9/23) and club mark of 141 total punt return yards that day ... Also pulled in 33 passes for 444 yards and three touchdowns ... Started 13 games ... **1978:** Signed with Chiefs as free agent after being released by Washington ... Signed with Redskins as free agent, playing in six games prior to release ... Returned four punts for 8.3 average with Redskins ... **GAMES (STARTS):** \*1978—12(0), \*1979—16(13), \*1980—16(16), \*1981—16(15), \*1982—5(3), \*1983—

9(1), \*1984-15(0), 1985-14(5), 1986-16(16), 1987-15(14), TOTALS-134(83), CARDS TO-TALS-45(35) ... **COLLEGE/PERSONAL:** Enjoyed fine career at North Texas State as standout wide receiver and kick returner ... Was known as John Thomas growing up, but given J.T. moniker at North Texas State, where he starred for head coach Hayden Fry (now of Iowa) ... Interestingly, older brother's real name is J.T. ... Borri in Leonard, Texas and attended Big Spring High ... Previously worked as instructor at St. Louis' Downtown YMCA during off-season.

RECEIVING						RUSHING					
Year	No.	Yds.	Avg.	Long	TD	Year	No.	Yds.	Avg.	Long	TD
*1978						1985	3	36	12.0	30	0
*1979	33	444	13.5	34	3	1986			—		
*1980	46	655	14.2	77	2						
*1981	63	852	13.5	42	2						
*1982	10	168	16.8	51	1	<b>Cards</b>	<b>3</b>	<b>36</b>	<b>12.0</b>	<b>30</b>	<b>0</b>
*1983	7	85	12.1	18	0						
*1984	8	69	9.4	16	0						
1985	43	581	13.5	34	1						
1986	80	1,014	12.7	45	6						
1987	91	1,117	12.3	38	8						
<b>Totals</b>	<b>381</b>	<b>4,985</b>	<b>13.1</b>	<b>77</b>	<b>23</b>						
<b>Cards</b>	<b>214</b>	<b>2,712</b>	<b>12.7</b>	<b>45</b>	<b>15</b>						
PUNT RETURNS						KICKOFF RETURNS					
Year	No.	Yds.	Avg.	Long	TD	Year	No.	Yds.	Avg.	Long	TD
*1978	4	33	8.3	12	0	*1978	1	18	18.0	18	0
*1979	58	612	10.6	88	2	*1979			—		
*1980	40	581	14.5	75	2	*1980			—		
*1981	50	528	10.6	62	0	*1981			—		
*1982	3	26	8.7	16	0	*1982			—		
*1983	26	210	8.1	19	0	*1983	1	5	5.0	5	0
*1984	39	332	8.5	27	0	*1984	19	391	20.6	0	0
1985	26	283	10.9	31	0	1985	4	59	14.8	33	0
1986	1	6	6.0	6	0	1986			—		
<b>Totals</b>	<b>247</b>	<b>2,611</b>	<b>10.6</b>	<b>88</b>	<b>4</b>	<b>Totals</b>	<b>25</b>	<b>473</b>	<b>18.9</b>	<b>33</b>	<b>0</b>
<b>Cards</b>	<b>27</b>	<b>289</b>	<b>10.7</b>	<b>31</b>	<b>0</b>	<b>Cards</b>	<b>4</b>	<b>59</b>	<b>14.8</b>	<b>33</b>	<b>0</b>
SINGLE GAME CAREER HIGHS											
Regular Season											
Yds. Rec.: 154 @ San Francisco 11/9/86											
Recpts.: 11 @ Dallas 12/27/87											
Long Rec.: 45 vs. N.Y. Giants 10/5/86											
TD: 2, four times											
*Kansas City Chiefs											



## LANCE SMITH 61

Guard	LSU	4th Year
Ht: 6-2	Wt: 262	Born: 11/1/63
Acquisition: Third round choice, 1985		

### SMITH

- ✓ Earned UPI All-Rookie honors at right tackle in 1985
- ✓ Was moved to guard in 1987, where his dimensions (6-2, 262) are better suited
- ✓ Only offensive player to start all 15 games last year
- ✓ Dropped from 295 to 260 pounds in 1984, when he won several All-America honors at LSU



tackle and center Derek Kennard, who's still learning the position ... **1986:** Started all five preseason games and first 11 games of regular season at right tackle before ankle injury limited him to only two starts in last five contests ... Started last two games of season at right guard when Joe Bostic was sidelined with injury ... Saw playing time mainly on field goal and PAT units last part of season ... Worked in practice at guard spot periodically ... **1985:** Received starting nod five of last eight contests at right tackle for Tootie Robbins (hamstring) ... In NFL debut vs. Dallas (11/4), faced national TV audience, home sellout, and Ed "Too Tall" Jones ... Survived challenge in 21-10 Cardinals' win on Monday Night ... Earned UPI All-Rookie honors though playing time was limited ... **GAMES (STARTS):** 1985-14(5), 1986-15(13), 1987-15(15), TOTALS-44(33) ... **COLLEGE/PERSONAL:** Played in Hula Bowl ... Received scattered All-America mention as freshman, withstood adversity in 1982 and '83, then became 'blue-chip' success story as senior in 1984 ... Born in New York City, attended A.L. Brown High in hometown of Kannapolis, N.C. ... Exceptional prep athlete in football and wrestling ... He and wife, Felicia, reside in St. Louis with son, Quentin (9/27/85).



**LEONARD SMITH 45**

Strong Safety      McNeese State      6th Year  
Ht: 5-11      Wt: 202      Born: 9/2/60  
Acquisition: First round choice, 1983

## SMITH

- ✓ Has battered opponents for team-leading tackle totals of 116 in 1985, 119 in 1986, and 109 last year
- ✓ Reaped All-Pro Second Team laurels by Associated Press, UPI and Newspaper Enterprise Association in 1986 and 1987
- ✓ Also named first NFC Pro Bowl alternate the past two years
- ✓ Blocked 17 punts and kicks during All-America career at McNeese State
- ✓ Received autographed bat from Giants' Jeffrey Leonard (now Brewer) during last year's baseball playoffs, inscribed: "Best of luck to the 'other Leonard'"



paigns, leading Cardinals in that category every season during that span ... Reaped All-NFC Team notice by *Football News* last year, after gaining All-Pro Second Team laurels by Associated Press, UPI and Newspaper Enterprise Association in 1986 ... Has earned NFL Defensive Player of the Week honors three times during career ... First award came vs. Green Bay (9/29/85) when he set up two scores with blocked punt and 67-yard interception return, and concluded afternoon with yet another blocked punt, six tackles and three pass defenses ... Second was bestowed after posting nine solo tackles, one interception and a sack before a national television audience in Cardinals' 21-10 Monday night win over Dallas (11/4/85) ... Third award occurred at Philadelphia (12/7/86), when he hammered out 20 tackles and two sacks, and blocked a field goal ... Endured a frustrating 1983 rookie campaign, sustaining severe ankle sprain in preseason that limited him until midseason ... In all, he's amassed 425 tackles and 12 sacks in his five pro seasons ... **1987:** Rattled off team-high 109 tackles with 10 pass defenses, five sacks, three fumble recoveries, three fumbles caused and one interception ... Opened the season with bang, whacking Dallas for 12 tackles and one sack in the opener (9/13) ... Battered Philadelphia for 11 solo stops at Busch Stadium (11/1) ... Biggest bonanza of 1987 came against New Orleans (10/11), when he garnered 10 tackles and one sack, forced fumble, and recovered and returned another fumble 29 yards for touchdown ... Also shined at Tampa Bay (12/20), where he blocked field goal and nabbed seven solo tackles ... **1986:** Besides his career-high 119 stops (102 solos), he amassed eight pass defenses, five sacks and three forced fumbles in '86 ... As defensive co-captain, pounded out six or more tackles on 12 occasions ... *Sports Illustrated* cited him on its All-Pro Team, and also as Defensive Player of the Week at Philadelphia (12/7) ... Twice forced N.Y. Giants' Joe Morris to fumble at Giants Stadium (12/14) ... Notched 10 tackles and one interception at San Francisco (11/9) ... Sacked Jim Kelly twice at Buffalo (9/21), causing one fumble ... Suffered broken metacarpal in left hand vs. L.A. Rams (9/7) in season opener, but played with protective cast the remainder of year ... **1985:** Reeled off 116 tackles, three sacks, nine passes defended, two interceptions and one fumble recovery in first full season as starting

**PRO CAREER:** Has stamped his mark as one of NFL's most aggressive safeties ... Flirted with Pro Bowl status for second straight year, settling for first alternate both seasons ... Has stockpiled 344 tackles in last three NFL cam-

strong safety ... Rang up seven or more tackles in 13 of 16 games ... Chalked up seven stops and one sack in season-opening 27-24 win vs. Cleveland (9/8), 11 and forced fumble vs. Pittsburgh (10/20), eight and sack vs. Houston (10/27), nine with sack and interception in 21-10 Monday Night win over Dallas (11/4), seven and forced fumble vs. N.Y. Giants (11/24), seven and fumble recovery in return match with Cowboys (10/28), and eight and fumble recovery in season finale vs. Washington (12/12) ... **1984:** Despite missing four games with knee injury, racked up 62 tackles with 11 starting assignments ... Turned first NFL interception into TD with 25-yard return vs. Indianapolis (9/16) ... Later in game batted down two consecutive passes to set up Cardinals' drive for game-winning field goal in 34-33 victory ... Racked up 10 stops vs. New Orleans (9/29) ... Displayed versatility in start at left cornerback vs. Miami (9/30) with seven tackles and blocked PAT ... Missed four games with strained knee ... **1983:** Severe ankle sprain in preseason hindered progress until midway through season ... Started year as extra defensive back at corner ... Switched to strong safety by end of season ... 30 tackles and six passes defensed led all non-starting DBs ... Racked up season-best seven tackles in 31-7 win over Philadelphia (12/16) ... Returned one kickoff for 19 yards vs. Washington (10/9) ... **GAMES (STARTS):** 1983-16(0), 1984-12(11), 1985-16(16), 1986-16(16), 1987-15(15), TOTALS-75(58) ... **COLLEGE/PERSONAL:** Rated by many as top defensive back in nation in 1982 ... Selected first-team Division I-AA All-American and first team All-Southland Conference as senior ... Finished three-year career at McNeese St. with seven interceptions and amazing 17 blocked kicks ... Finished with stretch of 34 consecutive starts since sophomore year ... Born in New Orleans ... Was All-State linebacker and running back at Robert Lee High in Baton Rouge ... Spent six years restoring 1949 Chevrolet only to have it totalled in accident while in college ... Active in local 4-H programs and Youth Organization of St. Louis ... Also donates time to St. Louis Veterans Administration, Boy Scouts of America, and American Diabetes Association ... Previously worked in off-season as counselor at Lindell Hospital ... Aspires to become commercial artist ... Rebuilds classic cars ... Was Cardinals' NFL Man of the Year nominee last fall ... Resides in Scottsdale with wife, Lana, and daughter, Lanaya Frances (1/13/88).

**OPPONENTS FUMBLES RECOVERED**

Year	No.	Yds.	Avg.	Long	TD
1983			—		
1984	1	0	0.0	0	0
1985	1	0	0.0	0	0
1986			—		
1987	1	29	29.0	29T	1
<b>Totals</b>	<b>3</b>	<b>29</b>	<b>9.7</b>	<b>29T</b>	<b>1</b>

**PASS INTERCEPTIONS**

Year	No.	Yds.	Avg.	Long	TD
1983			—		
1984	2	31	15.5	25T	1
1985	2	73	36.5	67	0
1986	1	13	13.0	13	0
1987			—		
<b>Totals</b>	<b>5</b>	<b>117</b>	<b>23.4</b>	<b>67</b>	<b>1</b>

**TACKLES—QB SACKS**

Year	Solo	Assist	Total	QB Sacks
1984	52	10	62	1
1985	104	12	116	3
1986	102	17	119	5
1987	90	19	109	2
<b>Totals</b>	<b>370</b>	<b>66</b>	<b>436</b>	<b>12</b>

**Additional Statistics:**

1 KO return for 19 yards, 1983;  
Blocked one field goal, 1985;  
1986; 1987.  
Blocked two punts, 1985.



## CLIFF STOUDT 18

Quarterback Youngstown State 10th Year  
Ht: 6-4 Wt: 215 Born: 3/27/55  
Acquisition: Trade with Pittsburgh, 9/2/86

### STOUDT

- ✓ Spent first 56 NFL games on Pittsburgh's active roster without appearing in regular-season contest, still a League record
- ✓ Was member of two Steeler Super Bowl champions (1978 and 1979)
- ✓ Ranked second behind Jim Kelly (98.1) on USFL's career passing efficiency chart, completing 478 of 810 attempts (.590 pct.) for 6,479 yards, 60 TDs, 26 interceptions and 95.9 rating



he directed Steelers to AFC Central Division title and 10-6 record ... Also rushed for 479 yards and four TDs on 77 carries that '83 campaign ... Signed with USFL's Birmingham Stallions January, 1984 ... Led Stallions to consecutive divisional flags (1984-85) during his two seasons in USFL ... Drilled 266 of 444 passes (.599 pct.) for 3,358 yards, 34 TDs and 19 interceptions to claim USFL's 1985 Eastern Conference passing crown with 91.2 rating ... Set USFL single season record for fewest interceptions in 1984 with only seven ... Was USFL's top rushing quarterback in 1984 with 440 yards on 68 carries (6.5 avg.), including nine TDs ... His combined career statistics with Pittsburgh and Cardinals read: 47 games, 296-571, 51.8 percent, 3,759 yards, 17 TDs and 35 interceptions ... **1987:** Was limited to holding for field goals and PATs in '87 as Neil Lomax sailed to Pro Bowl season ... Looked to have spirited training camp battle in store with Lomax for signal-calling duties, but after just one week of workouts, fell victim to back spasms ... That inflammation kept him out of any competitive action from Aug. 2 until midway through preseason ... Played well in two preseason contests ... **1986:** In limited role, connected on 52 of 91 passes (57.1%) for 542 yards, three touchdowns and seven interceptions ... Temporarily won starting job with inspired play in 13-10 win over Philadelphia (11/2), when he sprang off bench to engineer pair of fourth-quarter scoring drives including 14-yard TD strike to Roy Green ... Started vs. San Francisco and New Orleans the following two weeks, but Cardinals dropped both decisions and Lomax returned to top QB spot 11/23 vs. Kansas City ... Orchestrated 17-play, 86-yard scoring march in New Orleans game ... Moved offense effectively at times vs. 49ers but threw three costly second-half interceptions — one of which was returned 78 yards for TD ... Also victimized by three interceptions vs. Saints, although two came on desperation plays to end both halves ... **1985:** 91.2 pass rating ranked second only to Jim Kelly in USFL as he led Birmingham to Eastern Conference title ... Launched five touchdown passes vs. Los Angeles (5/19) ... Guided Stallions to 13-5 mark ... Hit on 13 of 26 passes for 156 yards in 22-20 win over Kelly and Houston Gamblers in quarter-final playoffs ... **1984:** Led team to 14-4 mark and Southern Division flag with 212 completions in 366 attempts for 3,121 yards and 26 touch-

downs . . . 101.6 pass rating second-best in league annals . . . Threaded 13 of 27 passes for 147 yards and rushed for two touchdowns in 36-17 win over Tampa Bay in opening round of playoffs . . . Injured shoulder later in game and was hampered following week in 20-10 loss to Philadelphia . . . Completed 14 straight passes vs. Arizona Wranglers . . . **1983:** Led Pittsburgh to AFC Central title and 10-6 record . . . Connected on 10 of 20 attempts for 187 yards and one TD in playoff loss to L.A. Raiders (1/1/84) . . . Also rushed nine times for 50 yards in game . . . **1982:** Played in just three games with season stats of 14 completions in 35 attempts for 154 yards and five interceptions . . . Started preseason game vs. New England (8/19) and completed 17 of 26 passes for 165 yards in 24-20 comeback win . . . Rushed 11 times for 28 yards in regular season . . . **1981:** Saw action in only two games . . . Missed golden opportunity late in year when broken bone in arm prevented him from taking over when Terry Bradshaw was sidelined for season at Oakland (12/7) . . . Spent final six weeks of season on Injured Reserve . . . **1980:** Had only career start vs. Cleveland (10/20) with impressive 310 yards passing on 18 completions in 37 attempts . . . Finished season completing 32 of 60 passes for 493 yards and two TDs . . . **1977-79:** Did not play in first three pro seasons, a string of 56 consecutive games which ended when relieved Bradshaw in second half vs. Chicago (9/28/80) . . . Fifth round pick in 1977 draft and sixth quarterback chosen overall . . . Served as team's player representative through 1983 . . . **GAMES (STARTS):** \*1977-0(0), \*1978-0(0), \*1979-0(0), \*1980-6(1), \*1981-2(0), \*1982-6(0), \*1983-16(16), 1984—, 1985—, 1986-5(2), 1987-12(0), TOTALS-47(19), CARDS TOTALS-17(2) . . . **COLLEGE/PERSONAL:** Record-setting quarterback who broke virtually all of Ron Jaworski's records at Youngstown State as team captain and MVP . . . Native of Oberlin, Ohio . . . One of state's top golfers and four-year letterman in football at Oberlin High . . . Involved in many charitable activities while in Birmingham with USFL, including the March of Dimes, The Childrens' Hospital, The King's Ranch and the Alabama Park and Recreation Board . . . Named Stallions' "Man of the Year" by the Birmingham Jaycees . . . He and wife, Laura, have one daughter, Cydney Leigh (8/7/86).

Year	Att.	Comp	Yds.	PASSING					Tkld/Lst	Rating
				Pct	Avg/Att.	TD	Int	Long		
*1977					—					
*1978					—					
*1979					—					
*1980	60	32	493	53.3	8.22	2	2	72	4/19	78.0
*1981	3	1	17	33.3	5.67	0	0	17	0/0	58.4
*1982	35	14	154	40.0	4.40	0	5	24	1/8	14.1
*1983	381	197	2553	51.7	6.70	12	21	52	51/339	61.5
1984										
1985										
1986	91	52	542	57.1	5.96	3	7	24T	7/43	53.4
1987	1	0	0	00.0	0.00	0	0	0	0/0	39.6
<b>Totals</b>	<b>571</b>	<b>296</b>	<b>3,759</b>	<b>51.8</b>	<b>6.58</b>	<b>17</b>	<b>35</b>	<b>72</b>	<b>63/409</b>	<b>57.2</b>
<b>Cards</b>	<b>92</b>	<b>52</b>	<b>542</b>	<b>56.5</b>	<b>5.89</b>	<b>3</b>	<b>7</b>	<b>24T</b>	<b>7/43</b>	<b>53.0</b>

Year	No.	RUSHING		Long	TD	
		Yds.	Avg.			
*1977			—			
*1978			—			
*1979			—			
*1980	9	35	3.9	13	0	
*1981	3	11	3.7	10	0	
*1982	11	28	2.5	8	0	
*1983	77	479	6.2	23	4	
1984		USFL — Birmingham				
1985		USFL — Birmingham				
1986	7	53	7.6	17	0	
1987	1	-2	-2.0	-2	0	
<b>Totals</b>	<b>108</b>	<b>604</b>	<b>5.6</b>	<b>23</b>	<b>4</b>	
<b>Cards</b>	<b>8</b>	<b>51</b>	<b>6.4</b>	<b>17</b>	<b>0</b>	*Pittsburgh



**TOM WELTER 66**

Tackle                  Nebraska                  2nd Year  
 Ht: 6-5                  Wt: 280                  Born: 2/24/64  
 Acquisition: Free Agent, 9/22/87

Two-year starter with 3.48 mark in business administration, earning honorable mention All-America honors in '86 ... Played in Hula Bowl after dropping 15 pounds to improve speed ... All-State selection at both offensive and defensive tackle for Yankton High (S.D.) where he also lettered twice in wrestling and track.

### WELTER

- ✓ Had highest blocking grade (95 percent) on 1986 Nebraska team that led NCAA in rushing
- ✓ Earned First Team All-Big Eight honors as senior
- ✓ A Cardinal free agent who started one game at right tackle and two contests at left guard in 1987



**PRO CAREER:** Waived in roster cutdown to 45, then re-signed 9/22 ... Started at right tackle vs. Washington (10/4), then opened next two games at left guard vs. New Orleans (10/11) and San Francisco (10/18) ... Played well enough to be carried on Deactivated list through remainder of season ... **GAMES (STARTS):** 1987-3(2) ... **COLLEGE/PERSONAL:** First Team All-Big Eight selection in 1986 and conference All-Academic pick ... Had highest blocking grade (95%) on 1986 Nebraska team that led nation in rushing ...



## RON WOLFLEY 24

Fullback West Virginia 4th Year  
Ht: 6-0 Wt: 222 Born: 10/14/62  
Acquisition: Fourth round choice, 1985

### WOLFLEY

- ✓ Has earned Pro Bowl honors in each of last two seasons due to kamikaze-like play on special teams
- ✓ Was voted Special Teams Player of Year by NFL Alumni Association
- ✓ Second youngest of five Wolfley children. Older brother, Craig, is veteran guard with Pittsburgh Steelers, while younger brother, Dale, is football scholarship junior at West Virginia
- ✓ Grew up in Hamburg, N.Y., within four miles of Rich Stadium, home of Buffalo Bills



Year by NFL Alumni Association last year, as well as All-NFL Team member by *Pro Football Weekly* ... In 1986, he also was voted to All-NFC Team by NFL Players Association/USA Today as special teams player ... As fullback, he's rushed for 190 yards on 58 carries as short-yardage specialist and vicious blocker ... **1987:** Another special season for Cards' special teamer ... Provided several key blocks on return teams, including one that allowed Sikaheima to return punt 33 yards to set up touchdown at Philadelphia (11/22) ... Started Cardinals' last four games at fullback when Earl Ferrell was placed on Injured Reserve list with knee injury ... During that final month, his blocking paved way for Stump Mitchell to crank out 404 yards rushing in four games ... Rushed for 87 yards on 26 carries and caught eight passes for 68 yards ... **1986:** Although credited with only three tackles all season, he earned Pro Bowl notice by serving as club's "wedge-buster" and by springing loose Vai Sikaheima with key blocks on kickoff and punt return units ... Served as 1986 special teams captain for Cardinals ... In fullback spot duty, he rushed for 19 yards on eight carries and snared two passes for 32 yards, including 28-yard pickup on swing pass at Dallas (10/26) ... **1985:** Left mark each week as fine special teams player ... Credited with just two tackles but was true force on kickoff coverage units ... Carried ball 24 times from fullback spot for 64 yards ... Started only game vs. L.A. Rams (12/15) ... Caught two passes for 18 yards ... Returned 13 kickoffs for 18.0 average ... **GAMES (STARTS):** 1985-16(1), 1986-16(1), 1987-12(4), TOTALS-44(6) ... **COLLEGE/PERSONAL:** Produced career totals of 1,328 yards rushing and 11 TDs at West Virginia despite serving primarily as blocking back ... Mountaineers' leading rusher both junior and senior seasons ... Turned fake punt into 67-yard TD in 1983 vs. Boston College ... Born in Blaisdel, N.Y. ... Attended Frontier Central High in Hamburg, N.Y. ... Attained All-America honors as tailback ... Construction currently underway for gymnasium he will own and operate with brother in Orchard Park appropriately named "Wolfley's Gym" ... He and wife, Kathy, reside in Hamburg, N.Y. with daughter, Ashley Anne (12/21/83) and son, Connor (10/29/85).

RECEIVING						RUSHING					
Year	No.	Yds.	Avg.	Long	TD	Year	No.	Yds.	Avg.	Long	TD
1985	2	18	9.0	17	0	1985	24	64	2.7	11	0
1986	2	32	16.0	28	0	1986	8	19	2.4	8	0
1987	8	68	8.5	16	0	1987	26	87	3.3	8	1
<b>Totals</b>	<b>12</b>	<b>138</b>	<b>11.5</b>	<b>28</b>	<b>0</b>	<b>Totals</b>	<b>58</b>	<b>170</b>	<b>2.9</b>	<b>11</b>	<b>1</b>

KICKOFF RETURNS						
Year	No.	Yds.	Avg.	Long	TD	
1985	13	234	18.0	28	0	
1986	0	-6	-6.0	-6	0	
<b>Totals</b>	<b>13</b>	<b>228</b>	<b>17.5</b>	<b>28</b>	<b>0</b>	

#### SINGLE GAME CAREER HIGHS

##### Regular Season

Yds. Rush: 21 vs. N.Y. Giants 12/13/87;

vs. New Orleans 12/8/85

Rush Att.: 9 vs. Dallas 11/28/85

Long Run: 11 vs. New Orleans 12/8/85

TD Rush: 1 vs. N.Y. Giants 12/13/87

Yds. Rec.: 17 vs. Washington 12/21/85

Recpts.: 3 @ Dallas 12/27/87

Long Rec.: 28 vs. Dallas 10/26/86

TD: None



## LONNIE YOUNG 43

Free Safety Michigan State 4th Year  
Ht: 6-1 Wt: 182 Born: 7/18/63  
Acquisition: 12th round choice, 1985

### YOUNG

- ✓ Chosen 325th of 336 players in 1985 NFL Draft
- ✓ Named to UPI's All-Rookie Team in 1985
- ✓ Childhood friend of New York Giants linebacker Carl Banks, attending elementary school, high school and Michigan State together
- ✓ Watched NFL videos such as "Crunchtime" and "NFL's Greatest Hits" last offseason to psyche himself up for 1987 campaign



**PRO CAREER:** Has exceeded all expectations since joining the Cardinals as 12th-round draft choice in 1985... A surprisingly-stiff hitter for his size, he's racked up 239 tackles in three pro campaigns... In his first NFL start, cashed in nine tackles and one fumble recovery in 27-24 win over Cleveland (9/8/85)... **1987:** Ranked second on team with 87 tackles in

only 12 games... His 7.25 tackles per game average was only bettered by Leonard Smith's 7.27 figure on club... Also caused four fumbles, recovered three loose balls and intercepted one pass... Terrorized New York Giants in his two meetings last year, collecting 10 tackles, two forced fumbles and one fumble recovery at New York (10/25) and 10 tackles and one forced fumble at St. Louis (12/13)... Also pounded out nine tackles at Dallas (12/27), and tallied six stops and fumble recovery at San Diego (9/20)... **1986:** Although missing three games with a deep thigh bruise, he was Cardinals' third-leading tackler with 72 stops... Also garnered six pass defenses... Reeled off 10 tackles at Philadelphia (12/7)... Suffered thigh bruise vs. Washington (10/21) after starting the club's first eight games... **1985:** Started 10 games for Benny Perrin (knee) at free safety and served notice that a 12th round draft choice can play in NFL... Racked up 92 tackles, six passes defended, and led all St. Louis defensive backs with three interceptions... Fumble recovery in season opener led to Cardinals' first score in 27-24 win vs. Cleveland (9/8) and added nine tackles in first pro start... Picked off two interceptions that led to scores in 28-16 victory over New Orleans (12/8)... Racked up six or more stops on nine occasions...

**GAMES (STARTS):** 1985-16(10), 1986-16(13), 1987-12(12), TOTALS-44(35)... **COLLEGE/PERSONAL:** Two-year starter at cornerback for Spartans... Intercepted six passes in collegiate career... Blocked four punts in first two seasons, including two vs. Minnesota that led to Michigan State touchdowns... Finished with 18 career passes defended — third highest total ever by MSU defensive back... Born in Flint, Michigan... All-state free safety at Beecher High and track and basketball star at same school that produced N.Y. Giants' linebacker Carl Banks... College teammate of Cardinals' Anthony Bell... Has degree in communications from MSU... He and wife, Lisa, were married this past spring.

**OPONENTS FUMBLES RECOVERED**

Year	No.	Yds.	Avg.	Long	TD
1985	1	0	0.0	0	0
1986			—		
1987	3	0	0.0	0	0
<b>Totals</b>	<b>4</b>	<b>0</b>	<b>0.0</b>	<b>0</b>	<b>0</b>

**PASS INTERCEPTIONS**

Year	No.	Yds.	Avg.	Long	TD
1985	3	0	0.0	0	0
1986			—		
1987	1	0	0.0	0	0
<b>Totals</b>	<b>4</b>	<b>0</b>	<b>0.0</b>	<b>0</b>	<b>0</b>

**TACKLES — QB SACKS**

Year	Solo	Assist	Total	QB Sacks
1985	80	12	92	0
1986	58	14	72	1
1987	77	10	87	0
<b>Totals</b>	<b>215</b>	<b>36</b>	<b>251</b>	<b>1</b>

## INSTANT REPLAY APPROVED FOR 1988

For the third consecutive year, NFL clubs have approved a limited system of Instant Replay on a one-year basis.

The system basically stays the same as in 1987 with the exception that the Replay Official will now be assigned to a regular officiating crew and will attend crew meetings the day before each game. League office personnel will no longer be used as Replay Officials. In 1987, there were 490 plays closely reviewed (defined as a contact to the field, but not necessarily stoppage of play). There were 57 reversals in 210 games for an average of one reversal in each four games. In 1986, there were 374 plays closely reviewed resulting in 38 reversals in 224 games.

In 1986, the system was approved by a 23-4-1 vote. In 1987, the vote was 21-7. In 1988, replay was cleared by a 23-5 margin.

The NFL has discussed Instant Replay in some degree or other since the early 1970s. The League experimented in 1976 and 1978 using two basic frameworks—an independent system using cameras, replay machines, and technicians separate from the network covering the game, and a “no frills” approach using existing television coverage.

In 1985, the NFL used the network feed of nine nationally televised preseason games to experiment with the basic system that later was adopted for 1986 and 1987. A total of 28 plays were examined closely in 1985 (17 confirmed call, 4 were inconclusive, 1 was reversed, and 6 had no replay shown).

### *What is the objective of this system?*

The clubs feel that on certain plays the telecast viewed by the general public should be used to correct an indisputable error. The system will be used to reverse an on-field decision only when the Replay Official has *indisputable visual evidence* available to him that warrants the change.

### *Is the television network carrying the game part of the review process?*

No. Although the Replay Official will be viewing the live network feed, there is no communication to television personnel as to what

plays to show or not to show.

### *What is the step-by-step procedure of play review?*

The Replay Official will view game action and a play will be replayed immediately on one of the two monitors, while the other monitor continues to record the live feed.

The Replay Official makes a determination if further study of the play is needed. If not, there is no contact with the field and play continues without interruption.


If the Replay Official believes an error may have been made, the Umpire will be contacted via a headset.

The Replay Official will watch replay(s) on one or both monitors and complete his review within a reasonable period after the play is over.

The Replay Official will inform the Umpire of his decision, and the Referee will make the appropriate announcement on the wireless microphone.

The limited Instant Replay system concentrates on plays of possession or touching (e.g., fumbles, receptions, interceptions, muffs) and most plays governed by the sidelines, goal lines, end lines, and line of scrimmage (e.g., receiver or runner in or out of bounds, forward or backward passes, breaking the plane of the goal line).

However, the Instant Replay system will *not* include the following fouls: clipping; encroachment and offsides; grasp of facemask; false start; defensive pass interference; offensive pass interference; offensive holding and illegal use of hands; illegal batting or punching ball; illegal block on free kick or scrimmage kick; illegal crackback; illegal motion; illegal use of forearm or elbow; illegal use of hands by defense; illegally kicking the ball; illegally snapping the ball; intentional grounding; member of the punting team downfield early; illegal formation; palpably unfair act; piling on; roughing the passer; running into or roughing the kicker; striking, kicking, or kneeling; unnecessary roughness; unsportsmanlike conduct; and use of the helmet as a weapon.

**KEN HARVEY****56**

Outside Linebacker	California
Ht: 6-2	Wt: 225
Acquisition: First round choice, 1988	Born 5/6/65

Becomes third linebacker in past four seasons to be chosen in first round by Cardinals (Freddie Joe Nunn in 1985 and Anthony Bell in 1986) ... Thoroughbred specimen with exceptional combination of size, strength, agility and speed ... Recently bench-pressed more than 425 pounds with 37.5-inch vertical leap and 4.57 timing in 40-yard dash ... Also has 31-inch waist and seven percent body fat ... Very physical player, known for his bone-jarring tackles and ability to rush the passer ... Also earned 1987 first team All-Pac-10 Conference honors as senior, finishing second on team with 103 tackles (49 solos) ... Bagged nine sacks and 12 tackles for 54 yards in losses ... Also recovered fumble and deflected pair of passes last fall ... Missed USC game after suffering sprained knee in Minnesota contest ... Credited with seven stops, two-and-a-half sacks and four tackles for 17 yards in losses in 27-25 setback to San Jose State in 1987 ... Also collected one-and-a-half sacks vs. Tennessee ... Played key role in 23-23 tie with Arizona, registering season-high 22 tackles (12 solos) ... Earned Defensive Player of the Game award in 1988 East-West Shrine Game at Stanford, posting 10 tackles, one sack and pass deflection ... Rattled off 200 tackles, 15½ sacks and 22 tackles for losses of 118 yards in his two campaigns at California ... In 1986, started every game at outside linebacker, his first year with the Golden Bears ... Ranked second among Cal's tacklers with 97 stops (57 solos) as junior, leading squad in sacks (6½) and tackles for losses (10 for 64 yards) ... Also recovered fumble in junior season ... Pounced for season-high 17 tackles in 21-15 loss to Boston College in 1986 season opener ... Garnered 15 tackles (11 unassisted) against Arizona that season as well ... Transferred to Berkeley from Laney (Calif.) Junior College, where he gained first team All-State notice and All-America honorable mention from J.C. Gridwire Magazine ... Named to Max Emfinger's J.C. All-American prospect list and won Golden Gate Conference Outstanding Linebacker Award despite playing most of season with sprained ankle ... Recorded 86 tackles (59 solos), 12 sacks and 17 tackles for 74 yards in losses in 1985 at Laney J.C. ... Caused three fumbles and recovered two others that season ... In 1984 as freshman at Laney, he won All-Golden Gate Conference and All-State honors with 102 tackles (70 solos), 15 sacks and 22 tackles for 101 yards in losses ... Also forced six fumbles and recovered four others as freshman, while blocking seven punts and deflecting three passes ... Set Cal football team weightlifting record last fall — an area traditionally reserved for lineman — with combined lift of 1,885 pounds (425 bench, 525 squat, 600 dead and 335 clean) ... Arrived at Laney College from Austin, Texas following recommendation from friend who attended the Oakland school ... Played fullback and strong safety at Lanier High School in Texas as junior, but sat out senior season and was not recruited ... Quit high school during junior year before returning as senior ... Physical education major at California ... Born in Austin, Texas.

	Tackles	Assists	Total	Sacks	FR	PD	Int.
1984 (JC)	70	32	102	15	4	3	0
1985 (JC)	59	27	86	12	2	1	0
1986	57	40	97	6.5	1	0	0
1987	49	54	103	9	1	2	0
<b>JC Totals</b>	<b>129</b>	<b>59</b>	<b>188</b>	<b>27</b>	<b>6</b>	<b>4</b>	<b>0</b>
<b>Cal Totals</b>	<b>106</b>	<b>94</b>	<b>200</b>	<b>15.5</b>	<b>2</b>	<b>2</b>	<b>0</b>



**TONY JEFFERY 28**

Running Back TCU  
 Ht: 5-11 Wt: 208 Born 7/8/64  
 Acquisition: Second round choice, 1988

One of most explosive running backs in college football last year ... Big-play specialist who's been timed at 4.4. in 40-yard dash ... Although played in TCU's Veer offense, regarded as capable receiver out of backfield ... Also praised for his blocking skills ... Holds Horned Frogs' all-time rushing record with 3,749 yards, surpassing previous record-holder and present Green Bay Packer Kenneth Davis' mark of 3,010 in 1982-85 ... Also earned first team All-Southwest Conference honors ... Ripped off career-high 1,353 yards and 10 touchdowns on 202 carries (6.7 avg.) as senior ... Also snared 17 passes for 257 yards in 1987, including 77-yard TD grab vs. Texas Tech and 55-yard scoring reception in season opener against Boston College ... Erupted for 207 yards vs. BYU last fall, including 69-yard TD jaunt ... Continued his torrid pace the following week, bolting for 130 yards on 18 carries by halftime, with 197 yards and two touchdowns on 34 attempts for game in 30-16 win over Rice ... Burst through middle of line, eluding three defenders downfield, to score game-winning TD on 52-yard run in 12-10 decision over North Texas State ... Netted 174 yards and scored two TDs in Horned Frogs'

24-0 victory over Baylor last fall, earning SWC Offensive Player of the Week honors ... Contributed 194 yards and three TDs against Houston last year as well ... Picked second team All-SWC by *Dallas Morning News* in 1986, leading TCU and ranking second in conference rushing with 861 yards and eight TDs on 122 carries ... His 107.6 yards rushing per outing and 7.1 average per carry that junior year were best marks in conference ... Blazed to eye-popping 343 yards in 1986 season opener vs. Tulane (48-31 win), a school and conference game record ... Also set NCAA game mark with 270 yards in half and game average with 21.4 yards per carry ... His 343-yard explosion also was best season-opening effort in NCAA history ... In that Tulane game, scored five TDs on runs of 11, 38, 32, 81 and 67 yards, earning him *Sports Illustrated* Offensive Player of the Week ... Gained 110 yards on 17 carries vs. SMU and zoomed to 142 yards on 24 attempts against North Texas State in '86 ... Missed last three games of junior year with dislocated shoulder ... As sophomore, led club and ranked seventh among SWC rushers with 695 yards on 176 carries ... Caught 17 passes for 229 yards, including 41-yard score in 24-22 win over Kansas State in 1985 ... Cleared 100-yard barrier

against Texas A&M (107) and Houston (100) that season . . . Named SWC Newcomer and Offensive Newcomer of Year as freshman in 1984, when he barreled for 840 yards and nine TDs on 165 carries . . . His nine TDs rushing were most by freshman in SWC history and his 840 yards was third best fresh effort in conference annals . . . Earned second team All-SWC honors in '84 . . . Carried ball 13 times for 182 yards with 72-yard TD in first collegiate game, a 62-18 win over Utah State . . . Netted 112 yards and TD on 17 attempts the next week vs. Kansas State, becoming only second player in SWC history to run for 100 yards in first two contests as collegian . . . Gained 37 yards on 10 carries in 31-14 loss to West Virginia in Bluebonnet Bowl as freshman . . . Voted Acidus All-American and All-State at Gladwater (Texas) High School.

	RUSHING					RECEIVING				
	No.	Yds.	Avg.	LG	TD	No.	Yds.	Avg.	LG	TD
1984	165	840	5.1	72	9	6	39	5.8	10	0
1985	176	695	3.9	26	4	17	229	13.5	41	1
1986	122	861	7.1	81	8	11	112	10.2	29	1
1987	202	1353	6.7	82	10	17	257	15.1	71	1
<b>Totals</b>	<b>665</b>	<b>3749</b>	<b>5.6</b>	<b>82</b>	<b>31</b>	<b>51</b>	<b>637</b>	<b>12.5</b>	<b>71</b>	<b>3</b>



**TOM TUPA** **19**

Quarterback/Punter Ohio State  
 Ht: 6-4 Wt: 220 Born 9/6/66  
 Acquisition: Third round choice, 1988

Provides Cardinals with double threat as punter and quarterback . . . Ohio State's all-time punting leader with 44.7 average, including astronomical 47.0 mark which led NCAA in 1987 . . . Assumed Buckeyes' starting quarterback duties as senior after waiting in wings behind Mike Tomczak (Chicago Bears) and Jim Karsatos (Miami Dolphins) for three years . . . Impressed Cardinal braintrust with athletic skills and ability to perform well in pressure situations . . . Displays extremely powerful leg, getting great height and distance on punts . . . Dangerous coffin-corner kicker, with 70 of 214 career punts downed inside the 20-yard line . . . Gained second team All-Big Ten Conference notice as punter . . . Occasionally showing ability to throw deep, he completed 134 of 242 passes (55.4%) for 1,786 yards and 12 touchdowns last fall . . . Nineteen of his 63 punts were downed inside 20-yard line in 1987 . . . Four of his 10 punts (49.2 avg.) were placed inside 20 in Buckeyes' season-opening 24-3 win over West Virginia last year . . . Posted four touchbacks and punts of 49, 52, 60, 64 and 72 yards in that West Virginia tilt . . . Completed 20 of 32 attempts for 234 yards and passed for two TDs in span of 64 seconds to


lead OSU to 24-14 victory over Oregon State in '87 . . . Connected with tight end Jay Koch on eight-yard scoring pass and punted nine times for 47.8 average in 13-13 tie with Louisiana State . . . Opened scoring with five-yard run and averaged 46.4 yards on five punts in 10-6 decision over Illinois . . . Had 45.6 average on seven punts vs. Indiana . . . Threaded eight of 16 passes for 174 yards

and 36-yard TD toss to tailback Vince Workman, ran for six-yard score, and punted three times for 55.3-yard average in 20-17 win over Purdue . . . In 42-9 rout of Minnesota, completed 12 of 19 passes for 158 yards and one TD, rushed for 27 yards on five carries, and averaged 45.5 yards on four punts . . . Uncorked 79-yard TD pass to receiver Everett Ross vs. Michigan State last year . . . Named Big Ten Conference Offensive Player of Week after hitting 18 of 26 passes for 219 yards and two TDs in 23-20 win over Michigan . . . Drilled 16 of 24 passes for 187 yards and rushed for 16-yard score in 26-24 loss to Wisconsin last season . . . Completed 13 of 22 attempts for 216 yards and three TDs while averaging 42.3 yards on seven punts in last year's Iowa game . . . Earned second team All-Big Ten Conference laurels and honorable mention All-America (AP and UPI) as junior, averaging 42.7 yards on 46 punts to rank third in Big Ten and 10th nationally . . . Unleashed season-long punt of 75 yards vs. Illinois in 1986 . . . Punted six times for 45.0 average vs. Colorado, five for 49.2 clip vs. Illinois, four for 45.0 vs. Indiana and five for 47.4 vs. Northwestern . . . Had first punt of career blocked by Washington during that junior campaign . . . Threw for 91 yards and TD on six of seven passes in 39-11 win over Purdue in '86 . . . That same year, replaced an injured Karsatos and completed nine of 13 passes for 125 yards and TD in 30-17 triumph over Wisconsin . . . Completed three passes for 23 yards and averaged 35.2 yards on six punts in 28-12 Cotton Bowl win over Texas A&M as junior . . . Averaged 41.9 yards on 50 punts as sophomore . . . Led nation with 44.1 net punting average and ranked fifth nationally in overall average (47.1) on 45 attempts as freshman . . . Boomed 70-yarder vs. Wisconsin in rookie year . . . Quarterbacked Brecksville (Ohio) High to state championship as senior . . . Also averaged 20.8 points and 12 rebounds for prep basketball team . . . Was pitcher and shortstop on Brecksville's baseball team . . . Won nine letters in high school, three each in football, basketball and baseball . . . Communications major with minor in business at OSU . . . Owns 4.84 timing in 40-yard dash.

	PASSING							RUSHING				
	Att.	Comp.	Yds.	Pct.	TD	Int.	LG	No.	Yds.	Avg.	LG	TD
1984	0	0	0	.000	0	0	—	3	-23	-7.3	0	0
1985	13	7	68	.583	0	0	19	4	11	2.8	7	0
1986	49	30	398	.612	3	2	33	23	18	0.8	9	0
1987	242	134	1786	.554	12	10	79	72	45	0.6	21	4
<b>Totals</b>	<b>304</b>	<b>171</b>	<b>2252</b>	<b>.563</b>	<b>15</b>	<b>12</b>	<b>79</b>	<b>102</b>	<b>51</b>	<b>0.5</b>	<b>21</b>	<b>4</b>

	PUNTING								
	No.	Yds.	Avg.	BK	Long	In20	Net Yds.	Net Avg.	
1984	45	2118	47.1	0	70	16	1985	44.1	
1985	50	2092	41.8	0	62	17	1955	39.1	
1986	56	2391	42.7	1	75	18	2216	39.6	
1987	63	2963	47.0	1	72	19	2607	41.4	
<b>Totals</b>	<b>214</b>	<b>9564</b>	<b>44.7</b>	<b>2</b>	<b>75</b>	<b>70</b>	<b>8763</b>	<b>40.9</b>	



**MICHAEL BRIM 44**

Cornerback Virginia Union  
 Ht: 6-0 Wt: 186 Born 1/23/66  
 Acquisition: Fourth round choice, 1988

Tough, exciting pass defender with world-class speed ... Clocked at 4.4 in 40-yard dash ... Excels in bump-and-run coverage ... Intercepted 19 passes during college career, including eight returned for NCAA-record 300 yards in 1986 ... In all, returned 19 interceptions for 361 yards during four-year college tenure ... Became first Virginia Union player to be invited to every major post-season bowl game — Freedom Bowl, Blue-Gray Game, Senior Bowl, East-West Shrine Game and Hula Bowl ... Named to All-Central Intercollegiate Athletic Association first team, and also claimed All-State College Division first team notice by Virginia Sports Information Directors Association ... Although opposing teams geared their offensive game plan away from Brim's territory, he still managed 26 tackles (14 solos) last Fall ... Also deflected five passes and yanked down four interceptions for 30 yards in returns with one touchdown ... Averaged 21.8 yards on 12 kickoff returns, bringing one back 82 yards for touchdown last year ... Handled 16 punt returns for 37 yards ... Served as team co-captain in '87 ... Played key role for Panther defensive unit that ranked first in

CIAA and 10th among NCAA leaders in total defense ... Returned kickoff 82 yards for TD vs. Winston-Salem ... Produced five tackles in 47-14 victory over Elizabeth City State in '87 season finale ... Made pair of crucial pass deflections late in fourth quarter of Blue-Gray Game ... Earned first team All-CIAA honors in 1986, along with league's Most Outstanding Player award ... Finished junior campaign with 19 tackles (seven solos), fumble recovery and three pass deflections ... Posted interception returns of 98, 92 and 71 yards for TDs that season ... Also returned 19 kickoffs for 361 yards (19.0 avg.) ... Led 1986 club to CIAA championship with pair of third-quarter interceptions in 14-7 win over Winston-Salem, earning Defensive Player of the Week honors ... Returned interception 92 yards for score vs. Kentucky, and returned another pass theft 71 yards for TD vs. Virginia State in '86 ... Pocketed five tackles vs. Troy State in opening round of NCAA Division II Playoffs as junior ... As sophomore, established himself as top-flight pass stealer with five interceptions for 57 yards in returns ... Recorded 37 tackles (28 solos) and team-high seven pass deflections in 1985 ... Picked off pair of passes in Winston-Salem game ... Saw considerable action as freshman, notching 22 tackles and two interceptions ... All-District, All-Conference and All-State defensive back at George Washington (Danville, Va.) High, where he led team to 36-3 record during career, also winning 1982 Group AAA title ... Standout track performer, finishing second in state finals in 100- and 200-yard dashes ... Excelled on baseball field as centerfielder ... Political science/history major at Virginia Union.

	Tackles	Assists	Total	Sacks	FR	PD	Intc.
1984	19	3	22	0	0	3	2
1985	28	9	37	0	1	7	5
1986	7	12	19	0	1	3	8
1987	14	12	26	0	0	5	4
<b>Totals</b>	<b>68</b>	<b>36</b>	<b>104</b>	<b>0</b>	<b>2</b>	<b>18</b>	<b>19</b>



**CHRIS GAINES 90**

Inside Linebacker      Vanderbilt  
 Ht: 6-0      Wt: 238      Born 2/3/65  
 Acquisition: Fifth round (A) choice, 1988

Regarded by opposing coaches as most punishing tackler in Southeastern Conference . . . Feroocious open-field tackler who plays with reckless abandon . . . One of strongest linebackers in college football, bench-pressing 420 pounds with 661-pound squat . . . "Chris Gaines is one of the most improved players I've ever coached," said Vandy head coach Watson Brown . . . Named first team All-American by Kodak as senior . . . Also voted All-Southeastern Conference first team last year, stacking up 214 tackles (136 solos), four sacks, and nine tackles for losses of 40 yards . . . His 214 stops eclipsed school record of 174 hits by Anthony Coleman in 1980 and old SEC record of 202 tackles, previously held by Florida's Sammy Green (1976) . . . Also recovered fumble and caused three others last year . . . Has been dubbed "Ironman" after having played every defensive snap . . . Set Commodore mark by registering SEC season-high 37 tackles in Tulane game, earning Southeastern Conference Defensive Player of the Week honors . . . Named SEC Co-Defensive Player of the Week by Associated Press after bagging 19 tackles (12 solos) in season-opening 27-17 win over Memphis State

. . . Credited with 17 tackles, three for 11 yards in losses vs. Duke in '87 . . . Reeled off 24 tackles vs. Alabama and 23 and eight-yard sack vs. Auburn on consecutive weeks last fall . . . Secured 21 tackles and recovered fumble at Commodore seven-yard line to prevent certain score in Georgia contest . . . Also contributed 20 tackles vs. Maryland, 16 vs. Mississippi and 15 vs. Tennessee as senior . . . In first year as starter, ranked second on club with 91 tackles (58 solos) as junior, despite missing two games after being hospitalized with serious asthma condition . . . Paramount effort of 1986 was 17-tackle job against Tennessee . . . Got off to slow start as sophomore due to severe ankle sprain that required surgery the previous spring . . . Redshirted as freshman fullback, moving to middle linebacker in spring drills after 1983 season . . . Voted all-league tailback his senior year at DuPont (Nashville, Tenn.) High, rushing for 1,220 yards . . . Earned two letters in baseball with three each in football and basketball . . . Education major at Vanderbilt . . . Comes from football-rich family . . . Brother, Greg, is starting linebacker for Seattle Seahawks . . . Younger brother, Brad, started alongside Chris at inside linebacker for Commodores last year . . . Uncle, Ray Oldham, played five years (1973-77) with Baltimore Colts and one season with Pittsburgh Steelers (1978).

	Tackles	Assists	Total	Sacks	FR	PD	Intc.
1984	11	5	16	0	0	0	0
1985	58	33	91	1	1	3	2
1986	81	38	119	2	2	1	0
1987	136	78	214	4	1	2	1
<b>Totals</b>	<b>286</b>	<b>154</b>	<b>440</b>	<b>7</b>	<b>4</b>	<b>6</b>	<b>3</b>



**TONY JORDAN 32**

Running Back Kansas St.  
 Ht: 6-2 Wt: 220 Born 5/5/65  
 Acquisition: Fifth round (B) choice, 1988

Highly touted all-around athlete who carried Wildcat rushing load past two seasons . . . Punishing north-south runner with excellent cut-back ability . . . Also received high marks as blocker and receiver at Kansas State . . . Former prep school track champion with blazing speed . . . As Wildcats' starting tailback in 10 games last Fall, he plowed to team-leading 692 yards and one touchdown to rank sixth among Big Eight Conference rushing leaders . . . Also was listed seventh in league with 23 receptions for 136 yards and score . . . Scored on seven-yard run in Missouri game . . . Accounted for 50 yards on 11 carries vs. Oklahoma and gained 50 yards on 18 attempts with six receptions for 22 yards and four-yard score in Iowa contest . . . Rushed for 57 yards on 15 carries vs. Oklahoma State . . . Pinnacle of 1987 came against Kansas, when he slashed for 147 yards on 32 carries in 17-17 tie . . . Earned UPI second team All-Big Eight Conference and AP honorable mention All-Big Eight as junior, when he rushed for career-high 738 yards and six TDs on 202 carries in 11 games . . . Ranked third in conference in all-purpose running with 85.36 yards per game average in 1986 . . . Started eight games as junior, including

final seven contests . . . Led '86 club in scoring with 42 points . . . Bolted for 115 yards and three-yard TD on 20 attempts in 35-22 loss to TCU as junior . . . Gained 98 yards on 25 carries and scored on two-yard run in 29-12 decision over Kansas in 1986 . . . Set school single-game rushing record vs. Iowa State that season, lugging ball 35 times for 215 yards and scoring on runs of four and 89 yards while adding another TD on 74-yard reception . . . His 89-yard touchdown run vs. Iowa State was longest scoring play on ground in Cyclone Stadium history . . . Closed out 1986 season with 76-yard rushing effort on 32 attempts vs. Colorado . . . Saw action in only five games as sophomore, finishing with 32 yards and TD on 20 carries . . . Also played in five games as freshman, missing four contests after suffering shoulder injury in Nebraska tilt . . . Earned Offensive Back of the Week honors in only 1984 start, netting 51 yards on 16 attempts vs. South Carolina . . . Missed most of spring drills after 1984 season when he reinjured his shoulder . . . Redshirted as 1983 freshman . . . All-District and second team All-State pick at East (Rochester, N.Y.) High . . . Rushed for 1,054 yards and 12 touchdowns on 126 carries his senior year . . . Won New York State title in 100-meter dash his senior year with 10.6 timing . . . Social science major at KSU.

	RUSHING					RECEIVING				
	No.	Yds.	Avg.	LG	TD	No.	Yds.	Avg.	LG	TD
1983										
1984	36	131	3.6	13	1	2	7	3.5	6	0
1985	20	32	1.6	5	1	6	39	6.5	15	0
1986	202	738	3.7	89	6	15	196	13.1	74	1
1987	169	692	4.1	31	1	23	136	5.9	15	1
<b>Totals</b>	<b>427</b>	<b>1593</b>	<b>3.7</b>	<b>89</b>	<b>9</b>	<b>46</b>	<b>378</b>	<b>8.2</b>	<b>74</b>	<b>2</b>



**JON PHILLIPS 72**

Guard Oklahoma  
Ht: 6-3 Wt: 280 Born 12/30/64  
Acquisition: Sixth round choice, 1988

Mainstay at left tackle on one of college football's premier offensive lines last year ... Projected as guard by Cardinals due to his quickness and agility ... One of most unheralded players on Sooner front wall, but certainly one of most talented ... Began career as nose guard and defensive tackle, but made smooth transition to offensive guard in 1985 ... Smart, intense player with solid fundamentals ... Started every game at left tackle for Sooners last season, teaming with Greg Johnson to give Oklahoma top tackle tandem in Big Eight Conference ... One of key blockers for rushing attack that cranked out eye-bulging 428.8 yards per game ... Held defensive tackle Reuben Davis to pair of assisted tackles as Sooner running game gained 409 yards in 28-0 shutout of North Carolina ... Led way on 13-yard scoring run by Anthony Stafford in 56-3 blowout win over Iowa State, as Sooners rang up 608 total yards in offense ... Also had field day in 71-10 trouncing of Kansas last year, creating huge holes for Sooner running attack that accounted for 565 yards and eight touchdowns on 68 carries (8.3 avg.) ... Assumed starting left tackle position after spirited battle with Caesar Rentie in preseason drills ...

Nominated with rest of offensive line starters for Big Eight Conference Offensive Players of the Week as Sooners powered their way to five rushing TDs in 38-3 thrashing of UCLA ... Began 1985 as reserve defensive tackle and nose guard, but moved to offensive line late in season ... Recorded three tackles (two solos) and recovered pair of fumbles in limited action that season ... Redshirted in 1984 and did not play in '83 ... Was All-Area and All-State two-way lineman at Jenks (Tulsa, Okla.) High ... Communications major at Oklahoma ... Older brother and teammate of All-American offensive guard Anthony Phillips ... Clocked at 5.04 in 40-yard dash.



**ERNIE JONES**


**86**

Wide Receiver      Indiana  
Ht: 5-11      Wt: 186      Born 12/15/64  
Acquisition: Seventh round choice, 1988

Sure-handed receiver who earned first team All-America honors by Associated Press and second team All-America notice by *College & Pro Football Newsweekly* and *The Sporting News* ... Also named Big Ten's Most Valuable Player, beating out such well-known stars as Michigan State's Lorenzo White, Michigan's Jamie Morris and Ohio State's Chris Spielman ... His precise routes and ability to catch ball in traffic impressed Cardinal scouts ... Hunted down 59 passes for 1,115 yards (18.9 avg.) and 12 touchdowns last season ... Averaged 21.3 yards on 21 kickoff returns as senior ... Opened 1987 season with six receptions for 120 yards and touchdown, adding 76 yards on four kickoff returns in 35-13 triumph over Rice ... Followed with eight catches for 163 yards and two scores vs. Kentucky ... Named Big Ten Conference Offensive Player of the Week for performance in 20-17 decision over Missouri, grabbing six passes for 120 yards and two TDs, including game-winning 25-yard score with 1:21 to play ... Snared five passes for 84 yards and two TDs in 35-18 win over Northwestern, and five for 89 yards and one TD in 31-10 upset win over Ohio State ... Tucked away six passes for 124 yards in

18-17 victory over Minnesota ... Caught six passes for 116 yards and touchdowns of 41 and 32 yards vs. Iowa, breaking school season touchdown reception record of 10 set by Jade Butcher in 1968 and 1969 ... Hauled in six passes for 133 yards, including 58-yard scoring strike as Hoosiers downed Illinois, 34-22 ... In 1987 Peach Bowl, chased down seven passes for 150 yards including 43-yard TD, plus rushed once for 15 yards and returned three kickoffs for 81 yards vs. Tennessee ... Shared flanker position with Stacy Dawsey in 1986, starting six games and ranking second on club with 25 receptions for 483 yards (19.3 avg.) and two TDs ... Averaged 20.6 yards on seven kickoff returns as junior ... Caught five passes for 127 yards, including 40-yard score in 21-7 victory over Wisconsin in '86 ... Nabbed five passes for 96 yards vs. Michigan State as junior ... Made 11-yard reception in 27-13 loss to Florida State in All-American Bowl that year ... Also alternated with Dawsey in 1985, drawing five starting assignments ... Finished fourth on team with 16 receptions for 205 yards and three touchdowns ... His eight-yard TD grab with 0:56 left was deciding factor in 38-35 win over Navy in 1985 ... Only freshman on Hoosier club to start a game in '84, as he appeared in opening lineup five times ... Was second-leading receiver on club with 26 catches for 408 yards and two TDs that first year ... Clawed six passes for 112 yards and sensational 45-yard score vs. Wisconsin as freshman ... Also posted season-high seven catches for 128 yards and TD against Purdue in '84 ... Earned All-Conference, All-City and All-State honors as senior receiver at Elkhart Memorial (Ind.) High ... Also saw action at running back and defensive back ... Had 39 receptions for 829 yards with 38 tackles and two interceptions his senior year ... All-State pick in prep basketball, averaging 24 points per game ... General studies major at Indiana.

	RECEIVING					KICKOFF RETURNS				
	No.	Yds.	Avg.	LG	TD	No.	Yds.	Avg.	LG	TD
1984	26	408	15.7	45	2	0	0	0.0	0	0
1985	16	205	12.8	37	3	3	50	16.7	30	0
1986	25	483	19.3	48	2	7	144	20.6	37	0
1987	59	1115	18.9	66	12	21	448	21.3	35	0
<b>Totals</b>	<b>126</b>	<b>2211</b>	<b>17.5</b>	<b>66</b>	<b>19</b>	<b>31</b>	<b>642</b>	<b>20.7</b>	<b>40</b>	<b>0</b>

**TIM MOORE****92**

Outside Linebacker      Michigan State  
 Ht: 6-2      Wt: 218      Born 1/1/65  
 Acquisition: Eight round choice, 1988

Extremely aggressive tackler who overcame back problems early in college career to emerge as Michigan State standout ... Excels against run, using superior strength to ward off blockers and produce big tackle ... Also standout special teams player ... Followed Carl Banks (N.Y. Giants) and Anthony Bell (Cardinals) at Spartans' strongside linebacker spot, two players who were first-round draft picks and first linebackers chosen overall in their respective NFL drafts ... Voted second team All-Big Ten Conference last year, ranking second on club with 87 tackles (49 solos), six sacks, and 15 tackles for 73 yards in losses ... Deflected pass and picked off two others for 21 yards in returns ... Credited with 11 tackles and nine-yard interception return in 27-16 verdict over USC ... Nailed seven tackles vs. Notre Dame last year as well ... Registered nine tackles (six solos), two behind line of scrimmage vs. Florida State ... Led club with 13 tackles in 14-14 tie with Illinois ... Made four solo tackles vs. Southern California in 1988 Rose Bowl ... Despite ranking among league's leaders with 101 tackles (47 solos), did not receive any post-season recognition as junior ... Moved to strongside linebacker that season ... Recorded 10 tackles vs. Northwestern, 12 in 20-15 win over Notre Dame, 10 in season opener vs. Arizona State and seven in 23-13 victory over Wisconsin ... Also notched 12 stops vs. arch-rival Michigan, 13 vs. Indiana and season-high 14 in Iowa contest ... Earned starting weakside linebacker spot as sophomore, ranking second among Spartan tacklers with 104 stops (58 solos) ... Rang up 15 tackles in 17-14 loss to Georgia Tech in All-American Bowl that season ... Was reserve in 1984, appearing in 12 games for total of 71 minutes ... Started Northwestern contest for injured Thomas Tyre and responded with season-high 12 tackles and eight-yard interception return ... Redshirted in 1983 ... Was two-time All-Conference pick at linebacker and offensive end at St. John's (Mich.) High ... Earned first team All-State honors his senior year and led them to conference title that year ... Lettered in prep basketball and track ... Business administration major at Michigan State ... Timed in 4.74 in 40-yard dash.

	Tackles	Assists	Total	Sacks	FR	PB	Intc.
1983			Redshirt-Freshman				
1984	10	15	25	1	0	0	1
1985	58	46	104	3	0	1	0
1986	47	54	101	0	0	2	1
1987	49	38	87	6	1	1	2
<b>Totals</b>	<b>164</b>	<b>153</b>	<b>317</b>	<b>10</b>	<b>1</b>	<b>4</b>	<b>4</b>



**SCOTT DILL 73**

Guard Memphis State  
 Ht: 6-5 Wt: 272 Born 4/5/66  
 Acquisition: Ninth round choice, 1988

Teamed with center Ted Gatewood and tackle Tim Borcky to form the most dominating offensive line in Memphis State history ... Versatile blocker who has seen action at every line position ... Air-tight pass protector ... Timed at 5.2 in 40-yard dash ... Also valuable to Cardinals because of long-snapping abilities ... One of key blockers upfront as Tiger offense averaged 177.1 yards per game on ground ... Manhandled Alabama defenders, blowing them off line all afternoon in 13-10 upset win by Tigers, as fullback Wayne Pryor exploded for 112 yards on 19 carries ... Spurred one of best offensive efforts in years as Tigers accounted for 486 yards, including 245 yards and four touchdowns on ground, in 45-36 victory over Tulane, most yardage Tiger club has netted since 1984 ... Was shifted to offensive tackle in spring drills of 1986, but moved back to left guard in time for season opener ... One of few bright spots in dismal 1-10 season in '86 ... His key block on All-SEC linebacker Chris Gaines (another Cardinal draft choice) allowed tailback Jeff Womack to score game-winning touchdown on three-yard plunge as Tigers won their only game of season, a 22-21 decision over Vanderbilt ... Was consid-

ered club's best pass blocker in 1985, year he won starting job at left guard after moving over from center in spring drills ... Started all 11 games as sophomore ... Leveled pair of defenders downfield as receiver Bill Moody turned short flare-out pass into 75-yard touchdown in Virginia Tech contest ... An intense offseason conditioning program after soph season added more than 20 pounds to his frame ... Only one of two Memphis State freshman to see action in 1984 ... Was reserve center, seeing considerable action vs. Arkansas State and Cincinnati ... One of vital people that allowed offense to total 630 yards in 47-17 thrashing of Cincinnati that season, second most yards by Tiger team in school history ... Was All-City pick as junior and All-Birmingham, All-Metro and All-Region selection as senior, playing both offensive and defensive tackle at Berry (Birmingham, Ala.) High ... Also served as team's punter ... Led prep school to 1982 state championship ... Majored in business at MSU.



**ANDY SCHILLINGER 25**

Wide Receiver Miami (Ohio)  
 Ht: 5-11 Wt: 179 Born 11/22/64  
 Acquisition: Tenth round choice, 1988

Big-play specialist who led nation's receivers with 12 touchdown catches as junior ... Clockd at 10.5 in 100 meters ... Saw action as wingback his freshman year, moving to split end as junior ... Utilized at wingback again last year, he finished second on Miami-Ohio's club in receptions with 39 for 574 yards and three touchdowns ... Returned seven kickoffs for 91 yards (13.0 avg.) and five punts for 24 yards (4.8 avg.) during senior year ... Erupted for 112 yards and TD on six catches in 17-0 shutout win over Western Michigan ... Tied Mid-American Conference game record with 13 receptions for 156 yards and touchdown vs. Toledo ... Named first team All-MAC and All-American honorable mention by Associated Press in 1986, chasing down 46 passes for 955 yards (20.8 avg.) and 12 TDs ... His 46 catches were second highest in school history, while his 955 yards and 12 TD grabs set Miami single-season records ... Averaged 89.5 yards in all-purpose yards per game that junior year ... Caught seven passes for 132 yards and touchdown vs. Western Michigan in '86 ... Also exploded with four receptions for 105 yards and TDs of seven, 49, nine and 40 yards to tie MAC single-game touchdown re-

ception record in 59-21 romp over Central Michigan that season ... Saw action only as kickoff returner in 1985, leading team with 19.1 average on 16 attempts for 305 yards ... Gathered in 11 passes for 80 yards as wingback in 1984 ... Two-time All-Conference receiver at Avon Lake (Ohio) High, where he also won league and team MVP honors as senior ... Member of *Cleveland Plain Dealer* Dream Team and All-Scholastic Team ... Played in Lorain County All-Star Game ... All-Conference as forward in prep basketball ... Also All-Conference in track, setting school records in 100 meters (10.5), 200 meters (21.5) and 400 meters (49.0) ... Finance major at Miami-Ohio ... Timed in 4.46 in the 40-yard dash.

	RECEIVING				KICKOFF RETURNS			
	No.	Yds.	Avg.	TD	No.	Yds.	Avg.	TD
1984	11	80	7.3	0	0	0	0.0	0
1985	0	0	0.0	0	16	305	19.1	0
1986	46	955	20.8	12	0	0	0.0	0
1987	39	574	14.7	3	7	91	13.0	0
<b>Totals</b>	<b>96</b>	<b>1609</b>	<b>16.8</b>	<b>15</b>	<b>23</b>	<b>396</b>	<b>17.2</b>	<b>0</b>




**KEITH McCOY** **40**

Defensive Back Fresno St.  
 Ht: 5-11 Wt: 172 Born 11/27/64  
 Acquisition: Eleventh round choice, 1988

Converted tailback who showed signs of promise in Fresno State's secondary last season ... Possesses estimable speed, as evidenced by his exploits in college track where he placed second at 1986 Pacific Coast Athletic Association meet in both 100 meters (10.4) and 400 meters (48.36), and anchored Bulldogs' 4 x 100-meters relay team to school-record (40.18) ... Belted out 29 tackles and intercepted three passes for 88 yards in returns last Fall ... Returned one pass theft 75 yards for touchdown vs. Nevada-Las Vegas ... Started nine games and appeared in 11 last year ... Utilized as kickoff return specialist as junior at Fresno State, averaging 25.4 yards on five attempts including 46-yard runback vs. Louisiana Tech ... Switched from tailback to nickel back at midseason of 1986, but failed to post any defensive statistics ... Prior to two-year stint at Fresno State, he was two-year starting tailback at Cerritos (Calif.) Junior College ... Earned All-Conference as sophomore at Cerritos ... Also recorded fourth-best J.C. 200-meter time in California during regular track season and was ranked ninth among state's 100-meter performers ... Pulled hamstring at Southern Cal meet in trials and couldn't compete in state finals.

	Tackles	Assists	Total	Sacks	FR	PD	Intc.
1986	0	0	0	0	0	0	0
1987	24	5	29	0	0	4	3
<b>Totals</b>	<b>24</b>	<b>5</b>	<b>29</b>	<b>0</b>	<b>0</b>	<b>4</b>	<b>3</b>



## CHRIS CARRIER 42

Safety LSU  
 Ht: 6-5 Wt: 215 Born 4/4/64  
 Acquisition: Twelfth round choice, 1988

Three-year starter in Tigers' defensive secondary, spewing out 76 tackles (57 solos) last season ... Plays with reckless abandon, often harassing opposing receivers with his constant chatter ... Tall, rangy athlete who also handled deep-snapping chores during NCAA career ... Also played briefly with school's basketball team as sophomore ... Deflected five passes, recovered fumble and had interception in 1987 ... Accounted for season-high 13 tackles in 42-17 win over Mississippi ... Piled up 10 tackles (nine solos) in 34-9 victory vs. Kentucky, and nine stops against Mississippi State last year ... Notched eight tackles in 13-10 win over Florida in another top senior effort ... In 1986, led team and SEC with six interceptions for 98 yards in returns ... Banged out 67 tackles (41 solos), recovered fumble and deflected four passes ... Contributed seven tackles in 35-17 triumph over Texas A&M, plucked off pass vs. Florida, registered five tackles with 27-yard interception return vs. Georgia, and seven tackles against Mississippi ... Also delivered nine tackles and returned interception 51 yards vs. North Carolina as junior, as well as posting seven-tackle efforts against Mississippi State and Notre

Dame ... High-water mark of 1986 was 15 tackles vs. Alabama ... Also recorded four solo tackles in 30-15 loss to Nebraska in 1987 Sugar Bowl ... Ranked seventh on team with 43 tackles as sophomore ... Had two interceptions that year, including one returned 46 yards vs. Ole Miss ... Garnered six tackles and interception vs. Florida and 10 stops in 17-15 win over Mississippi State that sophomore season ... Scored two points in two games for LSU's basketball team in 1985-86 campaign ... Served as backup weak safety during freshman year, tallying seven tackles with one fumble recovery ... Also prevented touchdown with seven-yard interception return vs. Kentucky ... Swarmed for six tackles vs. Nebraska in 1985 Sugar Bowl ... All-Deep South and Adidas All-America defensive back at Eunice (La.) High, where he also lettered in track and basketball ... Physical education major at LSU ... Brother, Kevin, is manager with LSU football team.

	Tackles	Assists	Total	Sacks	FR	PD	Int.
1984	7	0	7	0	1	0	1
1985	33	10	43	0	0	3	2
1986	41	26	67	0	1	4	6
1987	57	19	76	0	1	5	1
<b>Totals</b>	<b>138</b>	<b>55</b>	<b>193</b>	<b>0</b>	<b>3</b>	<b>12</b>	<b>10</b>



**DEREK ANDREWS, LB...** 6-2, 228... Standout linebacker for Delaware St. with 103 tackles, four interceptions and one sack as senior... Returned one interception 32 yards for touchdown... Earned first team All-Mideastern Athletic Conference honors as senior and Named Defensive MVP in Freedom Bowl all-star game last year... Rolled up 69 tackles as junior, starting all 11 games... Combined for 48 tackles, four sacks and two interceptions in freshman/sophomore campaigns... All-state prep star in football, basketball and baseball at New Brunswick (N.J.) High... **MIKE BATES, QB...** 6-3, 200... Record-setting quarterback who hooked up with Cardinals' No. 10 round draft choice Andy Schillinger last year at Miami-Ohio as both turned in impressive senior year performances... Had solid senior year stats in only season as starter... Completed 218 of 359 passes (both single-season school records) for 2,218 yards and seven touchdowns with 21 interceptions... Played injured most of season with separated shoulder and two sprained ankles... Etched his name in NCAA record books vs. Toledo last year, completing 29 of 46 passes in second half of 37-25 loss... Finished day threading 38 of 65 attempts for 341 yards — all three totals single-game school marks... Transferred from Menlo College in 1985... Outstanding prep athlete in football, baseball and track at Arroyo Grande High (Ca.)... Born in Santa Maria, Ca... **STEVE BELTON, S...** 6-0, 190... Piled up 46 tackles, broke up five passes, and pulled in two interceptions for 69 yards, returning one for touchdown in solid senior season at Nebraska-Omaha... Gamed second team All-North Central Conference honors... Earned second team conference honors as junior after setting school records for most passes broken up in season (19) and game (5)... Added 47 tackles and two interceptions as well... Returned three kickoffs for 18.7 average... Transferred to UNO from Joliet (Ill.) Junior College... Attended Thornton Township High... Sociology major in college... Born in Chicago... **WILLIE BROWN, DB...** 5-9, 180... Interesting prospect with estimable quickness and technique... Played only sparingly at Grambling after brief stints at El Camino J.C. (1984) and Oregon (1983)... Son of Hall of fame cornerback Willie Brown (L.A. Raiders 1967-78, Denver 1963-67), now an assistant coach with the Raiders... Attended St. Mary's High (Berkeley, Ca.)... **SCOTT CAMPER, DT...** 6-3, 260... Played just one season at Montana but earned first team All-Big Sky Conference honorable mention with 64 tackles, 11 sacks and eight tackles for loss of 23 yards... Those combined 19 tackles for losses is school record... Shared the Larry Miller Award for outstanding play on the defensive line with Pat Foster, a ninth round pick of the L.A. Rams this year... Transferred to Montana after one season at San Joaquin Delta junior college... Attended Iowa State as freshman in 1983... As prep athlete at Manteca High (Ca.) earned All-Valley and All-Northern California honors... Also was all-league selection as junior and team MVP for both offensive and defensive lines... Four-year letterman... Majored in health and physical education at Montana... Born in Stockton, Ca... **JOHN CLEMENT, G...** 6-4, 280... Three-year standout for Northeast Louisiana offensive line... Consensus NCAA Division I-AA First Team All-American, All-Southland Conference First Team, and All-Louisiana First Team pick as senior... Considered cornerstone of Indians' offensive line, consistently grading out as best blocker on squad... Named honorable mention all-conference as junior... Attended St. Louis (La.) High and was twice all-district choice and honorable mention all-state as senior... Played both offensive and defensive line in high school as four-year letterman... Also participated in track... Born in Lake Charles, La... **MICHAEL CONNORS, T...** 6-4, 275... Finished collegiate career at Purdue with 33 consecutive starts over three-year span... AP andUPI Honorable Mention All-Big Ten pick last year... Tri-captain who helped block for a team that ranked second in Big Ten passing offense in 1987, first in conference (10th in NCAA overall) in 1985... All-state defensive tackle at Curie (Ill.) High... Named to both All-Chicago area and All-Public League teams... Born in Chicago, Ill... **LORENZO DAVIS, RB...** 5-11, 193... Led DuPage College to No. 5 national ranking in 1984 as team won Midwest Bowl... Thundered to 206 yards on 17 carries with three TDs in game vs. Grand Rapids College that year... Led club with 641 yards on 145 carries in '85, including a 61-yard TD jaunt, one of four touchdowns that year... Also returned a kickoff 94 yards for score... Attended Fort Hays St. briefly in 1986 but did not play football... Totaled 1,858 yards in offense his senior year as All-State halfback at Thornridge High (Dalton, Ill.), including 845 yards and five TDs rushing... Born in Chicago, Ill... **ALFRED DORSEY, WR...** 5-7, 169... Resilient receiver/kick returner who posted some impressive numbers at Nicholls St. despite small stature... Sailed to 55 receptions for 765 yards (13.9 avg. per catch) and four TDs... His reception total was good for second-best single season effort in school history... Earned second team AP All-America honors in 1987 in first year as full-time starter... Finished career with 89 receptions for 1,217 yards and seven TDs... Caught 14 passes for 205 yards and one TD as junior, 20 for 247 and two TDs as sophomore... Also returned eight kickoffs for 19.1 avg. in '86... Two-time all-district selection at Redeemer High in New Orleans... Excelled as well in basketball, baseball and track... Born in New Orleans... **RICHARD HAGGERTY, DT...** 6-2, 270... Two-year starter at Oregon St. with school-record 26½ QB rushes in collegiate career, including single-season mark of 16 as junior... Finished NCAA tenure with totals of 161 tackles and 12.5 sacks... Rebounded from 1985 knee injury as sophomore to co-captain OSU in final two seasons, leading all Beaver

defensive linemen in tackles both years... Started four games at right end in 1985 and two at left tackle before suffering cartilage tear in right knee... Outstanding prep athlete at Gresham (Neb.) where he earned two letters in football, three in wrestling and three in track... Named first team All-State on both offense and defense... Piled up 55-12 record as heavyweight wrestler... Won state javelin crown as senior with 214-8 throw, with personal best of 216-5... Born in Portland, Ore... **ANTHONY HARDY, WR...** 5-9, 162... Team MVP and tri-captain on Purdue's 1987 team... His 58 receptions for 723 yards and three touchdowns earned him UPI second team All-Big Ten honors and Associated Press honorable mention all-conference accolades... His 58 catches last fall ranks seventh on Boilermakers' all-time single-season reception list... Also averaged 9.4 on punt returns (28-264) and 18.1 on kickoff returns (39-542) as senior... Cranked out 138.7 all-purpose yards per game last year (141.5 in Big Ten games only)... That all-purpose figure ranked fourth in conference and 20th in NCAA... Also ranked second in Big Ten and 15th nationally in receptions per game last year... Transferred to Purdue in 1987 after Wichita State dropped its football program... Led WSU with 30 receptions for 720 yards (24.0 avg.) and six touchdowns in 1986... Has been clocked in 4.4 in the 40-yard dash... Born in Laurel, Miss... **CALVIN HENRY, CB...** 5-10, 190... Redshirted in 1986 at New Mexico St. after he suffered a season-ending knee injury during pre-game practice of opening game when he was accidentally hit from behind by teammate... Tore ligaments and cartilage in right knee... Finished second on team with 138 tackles as junior in 1985... Intercepted four passes for 111 yards with one TD... Racked up 67 tackles, blocked two kicks, and pulled in one interception as sophomore... Earned starting berth for final eight games of season and responded with three interceptions and two blocked kicks in fine freshman campaign... Attended Lakeland High in Los Angeles and led team to state championship with five interceptions as senior... Born in Compton, Ca... **MICHAEL JOHNSON, DT/DE...** 6-2, 270... Redshirted for 1987 season with one year of eligibility remaining, but decided to leave Temple... Played for Owls in 1986 with totals of nine tackles and one sack... Junior College All-America pick at Cisco, J.C., earning first team All-Conference honors in 1985... Basketball and football star at Pahokee High (Fla.) where his team won state basketball title and he was top rebounder... Born in Pahokee, Fla... **SCOTT JOHNSON, LB...** 6-2, 230... Piled up two-year stats of 145 tackles (39 for losses), 23 sacks, seven forced fumbles, four fumble recoveries and nine passes defended... Two-year starter at defensive end for Northern Arizona who tackled some impressive numbers on the board in outstanding senior season... Racked up 87 tackles (with 25 for losses of 151 yards — a school record), 14 sacks, forced six fumbles, recovered two others, and batted down seven passes... Earned honorable mention All-America by *Football News* and second team All-Big Sky honors in 1987... Also earned Academic All-America laurels in Big Sky Conference and by CoSIDA (College Sports Information Directors of America)... Transfer from Mesa Community College after sophomore season... Awarded degree in criminal justice from NAU in 1988... **LEE JONES, DE...** 6-1, 255... Though he started all ten games, a nagging ankle injury prevented him from having outstanding senior season at Nebraska as he registered just 15 tackles and two sacks... Had fine campaign as junior with 36 tackles, two sacks and seven tackles for loss... Turned in solid performance as sophomore in 1985 as backup to All-American Jim Skow despite missing spring practice with shoulder injury... One of fastest linemen on Cornhusker team, as his 4.70 time in the 40 was second only to tackle Neil Smith, the second player taken in the 1988 draft (by Kansas City)... Younger brother, Keith, was Nebraska's fastest player ever (4.33 in 40) and selected by L.A. Rams in sixth round this year... All-Conference and All-Metro defensive tackle at Benson (Neb.) High, where he also played fullback... Started at center on his junior high basketball team, ahead of Dave Hoppen, who went on to become a three-time All-Big Eight choice and Nebraska's all-time leading scorer in basketball... Born in Omaha, Neb... **TYRONE JONES, LB...** 6-0, 220... In five years with Winnipeg developed into one of premier linebackers in Canadian Football League... Posted career totals of 419 tackles and eye-popping 75 QB sacks (15.0 per season)... Individual honors included All-CFL (1984-87), All-Western Division (1984-86), All-Eastern Division (1987)... Voted the Grey Cup's Most Outstanding Defensive Player in the 1984 League title game when he recorded four QB sacks for Winnipeg... In 1985, accorded Schenley Award as Outstanding Defensive player in CFL and Norm Fieldgate Trophy as Outstanding Defensive Player in Western Division... Voted Winnipeg's MVP in 1986 and was Canadian Airlines Defensive Player of the Year in 1987... Signed as free agent with Blue Bombers in April 1983... Top tackle seasons came the past two years with 90 stops in 1987 and 86 in 1986... His 15 sacks last season were third highest of CFL career, bettered only in 1984 (21.5) and 1983 (17.5)... Also collected seven interceptions and forced 16 fumbles during his five CFL campaigns... Played collegiately at Southern University... Born in St. Mary's, Ga... **FRED LANE, WR...** 5-8, 157... "Fast" Freddy Lane signed with the Cardinals last year for replacement games but was relegated to De-activated list before being released... Signed with Atlanta as free agent during '87 preseason, but failed to survive cut... Hauled in 36 passes for 555 yards (15.4 avg.) and two touchdowns during four-year career at Georgia... His best season was 1986, when he caught 10 passes for 190 yards (19.0 avg.) and one touchdown... Also rushed for 357 yards and two TDs on 40 carries, an 8.9 yards-per-attempt average... Rolled to 91 yards and one touchdown on nine carries in victory over Kentucky... Also pumped out credible return numbers, averaging 23.5 on 25 career kickoff returns (588 yds.) and 8.9 on 34 punt returns (302 yds., 1 TD)... **TERENCE MACK, LB...** 6-3, 240... Originally signed by Cardinals as free agent 9/22/87 for replacement games last year, waived 12/8... Played in all three replacement games including two

others later in year... Totaled three tackles primarily on special teams... Signed by Cincinnati as free agent for '87 training camp, but failed to survive the preseason... Belted out 71 tackles to rank second on Clemson's 1986 club... Earned All-America honorable mention by Associated Press and *Football News*... Also named first Team All-Atlantic Coast Conference by Associated Press... Played in 1987 Hula Bowl... Chosen team captain as senior... Ranked fourth on Clemson in tackles (102) as junior... Bagged career-high 16 tackles vs. Maryland in 1985... In 1984, became first defensive end in school history to lead club in interceptions (three)... Earned All-ACC honorable mention by Associated Press as sophomore... Appeared in 43 games during his college career, starting in 40... His career totals read 285 tackles, eight tackles and seven interceptions... Named state's AAA Back of the Year as senior at Winstonsboro (S.C.) High School... Also earned all-state and all-conference honors in high school... His Winstonsboro High team advanced to the state playoff finals as senior... Earned six letters in high school, three each in football and basketball... Administrative management major... **LARRY MATHIS, DE**... 6-6, 256... Had brief tryouts with both Philadelphia (1986) and Buffalo (1987)... Piled up 60 tackles and one sack with three more tackles for losses as senior in 1985 at Texas Tech... Started three games as junior with 53 tackles and four sacks... Tied for first on team with 12 QB hurries... Gained 20 pounds since coming to Tech... Redshirted in 1983... Enjoyed fine prep career at Adamson High in Dallas, Tx... Co-Defensive Player of the Year in District 6AAAA... All-District and All-Regional selection as senior, in one game alone racking up 16 solo tackles and five sacks... Also lettered in basketball with 20 point-per-game average... Majored in physical education at Texas Tech... Nicknamed "Crazy Horse"...

**SCOT MAYNARD, WR**... 6-0, 185... Signed as free agent with San Francisco in 1987 but released before preseason began... Son of former New York Jets receiver Don Maynard, who was inducted into the Pro Football Hall of Fame last year... Walk-on at UTEP who played primarily on special teams in 1983-84... Coached receivers for 1985 season at Eastern New Mexico... Started in football, wrestling and track at Coronado High in El Paso... Born in El Paso, Texas... **ROBERT MIMBS, RB**... 5-10, 197... First signed as free agent 9/22/87 for replacement games last year, waived 10/20... Relegated to De-activated list for all three games and did not see action... Signed by the New York Jets in April 1986, but released during training camp... Attended Dallas Cowboys' training camp as free agent but released 8/9/86... Third Kansas player ever to rush for more than 1,000 yards and receive over 500 yards in his college career... Did not play his senior season at Kansas due to academic problems... Started two years and earned three letters at KU... Carried 100 times for 494 yards and three touchdowns in 1984... Was used sparingly in Kansas' explosive passing game... Also snagged 28 passes for 291 yards... Best effort came against Wichita State when he rushed for over 150 yards... Also returned kickoffs, averaging more than 14 yards per return... Ranked second on squad in rushing, receiving and kickoff returns in 1983... Rushed for 380 yards in 10 games that season... Rambled for 103 yards against Colorado in '83... Used as backup in 1982, when he gained 201 yards... Ran for 87 yards and touchdown against Oklahoma State as freshman... He and wife, Anita, have one child: Shanell (2)... Majored in physical education... A track All-America at Wyandotte High School... Born and lives in Kansas City, Kansas...

**RICKY MOORE, FB**... 5-11, 253... Third round selection by San Francisco in 1985 draft after outstanding career at Alabama... During four collegiate seasons, rushed for 2,270 yards on 469 attempts (4.8 avg. per carry) with 11 touchdowns... His yardage total was just 471 short of school record set by Johnny Musso (1969-71)... Crimson Tide's leading rusher each year from 1981-83, with career-best 947 yards and eight TDs as junior in 1983... Pierced 100+ yard rushing mark in final six games in '83 to tie school record set by Musso... Selected All-Southeast Conference by AP, UPI and *The Sporting News* following 1983 season... Also caught 54 passes for 439 yards and two TDs as collegian... Also played baseball while at Alabama... Football and baseball star at Lee High in Huntsville, Ala... **WES NEIGHBORS, C**... 6-1, 255... Drafted by Houston on ninth round in 1987 and played in two games before being released 9/21... Then signed by Indianapolis 10/14 but did not see action during two-week stay and was waived 10/26... Had outstanding four-year career at center for Alabama... Started 45 of 46 games and, along with Auburn's Ben Tamburello, was considered finest center in Southeastern Conference in last four years... As senior, helped Crimson Tide lead SEC in rushing with 263.9 yards/game avg... 1986 honors included Honorable Mention All-America, AP and UPI Second Team All-SEC, and First Team All-SEC pick by conference coaches... Also won Jacobs Award, symbolic of SEC's top offensive lineman... That award was also won by his father, Billy, a former Alabama All-America in 1961... Earned invitations to Senior Bowl and Japan Bowl... In 28-6 Sun Bowl win over Washington in 1986, effectively shut down Huskies' All-America Reggie Rogers (now with Detroit)... As junior, was *Sporting News* Second Team All-America, allowing only one sack all season... In 1984 sophomore season, earned Second Team All-SEC and *Football News* Sophomore All-America accolades... As freshman, started 11 of 12 games as Alabama led SEC in rushing... 1983 honors included Freshman All-America, Second Team All-SEC, and 'Bama's Most Valuable Lineman... Was MVP in Sun Bowl that season, dominating current S.E. 49er Michael Carter... Came to Alabama as linebacker, but switched to center in redshirt 1982 season... Attended Huntsville (Ala.) High, lettering in football, track and basketball... Holds B.S. in Management and currently works as stockbroker in Huntsville for Thomson McKinnon, a national securities brokerage firm... **RODNEY ROGERS, FS**... 6-1, 195... Racked up 85 tackles, three passes defended, one interception and one fumble recovery starting all 11 games his senior campaign at Colorado... Started all 11 games again as junior, racking up 82 tackles...

Returned one interception for 30 yards... Enjoyed fine game vs. Oklahoma with 12 tackles... Recorded six stops in Bluebonnet Bowl... Started last five games of season and stacked up 63 tackles, tied for team-best among defensive backs... Set school record for solo tackles with 17 vs. Oklahoma (21 overall)... Registered team-best 13 stops in Freedom Bowl... Transferred to Colorado from Houston after one semester... Was outstanding athlete at Jesse Jones High in Houston... Three-year starter... All-district all three years, and first ten All-Greater Houston as junior and senior with 13 career interceptions as prep athlete... Was one of top ten high school hurdlers in nation and member of U.S. Junior National Track Team in 1981 and '82... Possesses 4.5 speed in 40, set city record with 13.62 clocking in 110-meter high hurdles, and bench presses 315 pounds... **MARK ROYALS, P...** 6-5, 216... Signed 9/30/87 as replacement player, waived 10/7... Played only in first replacement game (vs. Washington 10/4), posting stats of 6 punts for 37.0 avg, with two inside-the-20... One of top punters in Division I-AA from 1983-85... Record-setting performer at Appalachian State, with numerous single game, season and career superlatives... Holds school career records for punts (230) and yardage (9,670)... Tied single-game mark with 12 punts vs. Tenn.-Chattanooga... Had 15 punts of 50 yards or more his 1985 senior season... Longest punt was 67 yards vs. East Tennessee St. in 1984... Earned Honorable Mention All-Southern Conference laurels as sophomore with 43.3 average... Played one season at Chowan Junior College before transferring to Appalachian State... Named to All-Region junior college team and All-Conference selection... Averaged 45.7 on eight punts in junior college all-star game... Football and baseball letterman at Mathews (Va.) High... Named to All-State, All-Regional and All-Conference squads in football... Also All-District baseball selection... Criminal justice major at ASU with plans of attending law school in the future... **MICHAEL SIMMONS, DT...** 6-4, 280... King-sized lineman who will battle for Cardinals' tackle spot... Started 10 of 11 games with Mississippi State last fall, ringing up 44 tackles (37 solo), three sacks and one fumble recovery... Piled up 153 stops, 11 sacks and six fumble recoveries during his four-year MSU tenure... Saw limited action as freshman, but corralled six sacks as sophomore in 1985... Top tackle season came in 1986, when he tallied 83 stops and seven quarterback hurries... Banged out 10-tackle games vs. Memphis State and Southern Mississippi that junior campaign... Led Eupora (Miss.) High School to district championship with 101 tackles as senior in 1983... Earned first team all-state honors as senior and was two-time all-district choice (1982-83)... Also averaged 16.0 points per game as prep center on basketball team... Born in Eupora, Miss... **CHRIS SPACHMAN, DT/DE...** 6-5, 275... Signed as free agent with Washington Redskins last year but spent entire season on Injured Reserve list with shoulder injury... Waived 11/18... Three-year starter for Nebraska with career totals of 105 tackles and 10 sacks... Rolled up 33 tackles as senior... An avid weightlifter, shared "Lifter-of-the-Year" honors with fellow-lineman Danny Noonan (Dallas Cowboys) in Spring prior to senior year... Increased his bench press from 305 to 400 pounds, and lowered his 40-time from 5.17 to 5.00 seconds... Received second-team All-Big Eight honors as junior with 34 tackles... Returned two interceptions for touchdowns... The first came on a 38-yarder in 52-25 win over Illinois... The second came when he intercepted a fumble and raced 76 yards vs. Oklahoma... Started all but one game as sophomore when "Black Shirts" led nation in both rushing and scoring defense... Named to *Football News* Sophomore All-America team... All-conference, all-metro and all-state defensive lineman at Bishop Miege High in Kansas City... Earned letters in both football and basketball... Awarded degree in Speech Communications from Nebraska in May, 1988... **JUNIOR THURMAN, DB...** 6-0, 180... Signed with New Orleans as free agent last season, appearing in all three replacement games but failing to register a tackle... Rattled off 99 tackles (51 solos) and five pass defenses as senior free safety at USC in 1986... Won school's Gloomy Gus Henderson Award last year for player logging most minutes during season... His four career interceptions with Trojans all came in 1985 season, when he returned one pass theft 28 yards for touchdown vs. Oregon State... Younger brother of current Cardinals defensive secondary coach Dennis Thurman, the former two-time USC All-American and long-time Dallas Cowboy star... Spent junior year as USC's nickel back, posting 29 tackles, two pass deflections, one fumble recovery and team-high four interceptions (tied with current Cardinal Tim McDonald)... Two of his thefts came in 1985 Illinois opener, when he was named Pac-10 Defensive Player of the Week... Posted only five tackles and one pass deflection as sophomore, when he was a reserve safety and special teams player... Transferred to USC in spring 1984 from West Los Angeles College, where he won All-Southern California Conference honorable mention honors in 1983 with 75 tackles, 11 pass deflections and two interceptions... Attended Santa Monica (Calif.) City College in 1982 but did not play football... Started at free safety in 1981 for Santa Monica (Calif.) High School, which won CIF Coastal Conference title... Had five interceptions that year to earn All-CIF Division II, All-Bay League and L.A. Times All-Westside first team awards... Also all-league as prep basketball guard... Physical education major at USC... Born in Santa Monica, Calif... **RALPH VAN DYKE, T...** 6-6, 270... Fourth round selection by Atlanta in 1987 draft... Played in three preseason games prior to release 8/21/87... Four-year starter at Southern Illinois, taking over left tackle spot in third game as Salukis won NCAA Division I-AA National Championship... Punishing and aggressive blocker who has both the size and speed (4.8 40) to rank as one of the school's all-time great linemen... First Team All-Gateway Conference selection and consistently graded out in 90s... Midway through college career, took on a different personality trait, adopting the color black because "it's a violent color"... Wore black wristbands, black glasses and acquired a pet six-foot boa constrictor... Three-sport star at Bloom

High in Chicago... Born in Chicago Heights, Ill... **PETE WAHLHEIM, FS**... 6-1, 205... Former walk-on at Southern Utah State who earned All-Western Athletic Conference honors as senior with 82 tackles, three interceptions, and one fumble recovery... Two-year totals of 167 stops, six interceptions and three fumble recoveries though he had no high school football background... Transferred to SUSC from Mesa Community College, where he primarily played basketball but was a walk-on football player there as well... Physical education/psychology major in college... Enrolled at Northern Arizona University as freshman in 1982... Attended Mountain View High in Mesa, Az... Born in Torrance, Calif... **KENNEDY WEBSTER, DB**... 6-1, 200... Part-time starter for UTEP at strong safety with fine speed and athletic talent... Senior year 1986 stats of 13 tackles, one fumble recovery and one sack... Totalled 20 tackles as junior... Outstanding track performer as sprinter... All-County prep selection in both football and track... One of 14 children, he has eight sisters and five brothers... Born in Helena, Ark... **FRED WILBURN, DB**... 5-10, 185... Speed merchant who reeled off 23 tackles (22 solos) as Fresno State's top cover man last fall... Also broke up six passes, recovered one fumble and made one interception as a senior... Started all 11 games at cornerback on Bulldogs' 6-5 club... Was first team All-Western State Conference selection and third team All-State Southern California Division I choice at Santa Monica City College (Calif.) in 1984, also sporting the state JC's best punt return average (22.4)... Garnered two interceptions and broke up 38 passes during his two-year JC stint... Transferred to Fresno State, redshirting in 1985... Mostly filled reserve role in 1986, starting four straight games at right cornerback when Byron Nichols was injured... As junior at Fresno State, he pumped out 24 tackles (18 solos), four pass break-ups, one interception and one blocked kick... Lettered two years at Banning (Calif.) High, earning All-Harbor League notice at free safety as senior... Banning won L.A. City championship his last three straight years, including a state title his senior year... Communications major at Fresno State... Cousins include Tommy Smith of 1968 Summer Olympics fame and NBA forward Spencer Haywood... Uncle, Al Wilburn, played defensive end at Stanford from 1968-71... Born in Los Angeles.

## 1987 GAMES LOST DUE TO INJURIES

PLAYER, POSITION	INJURY	GAMES LOST	STATUS
Dwayne Anderson, DB	shoulder	3	waived
Joe Bostic, G	knee	3	I.R.
Ray Brown, G/T	finger	4	active
Mark Duda, DT	knee	9	I.R.
Earl Ferrell, FB	knee	4	I.R.
David Galloway, DE	forearm	8	active
Mark Garalczyk, DT	thigh	2	active
Roy Green, WR	hamstring	3	active
Curtis Greer, DE	knee	5	I.R.
Don Holmes, WR	knee	1	active
E.J. Junior, LB	hamstring	2	active
Cedric Mack, CB	ankle	2	active
Adrian McBride, WR	hand	2	waived
Tim McDonald, FS	ankle	9	active
Jay Novacek, TE	elbow	5	active
Jeff Paine, LB	ankle	4	waived
Tim Peoples, SS	ankle	12	I.R.
Ed Scott, SS	neck	1	waived
Charles Vatterott, T	neck	9	I.R.

TOTAL: 19 players/88 games lost

**VETERANS (ALPHABETICAL)**

NO.	NAME	POS.	HT.	WT.	BIRTHDATE	NFL EXP	COLLEGE
60	Alvord, Steve	DT	6-4	272	10/2/64	2	Washington
80	Awalt, Robert	TE	6-5	248	4/9/64	2	San Diego St.
52	Baker, Charlie	OLB	6-2	234	9/26/57	9	New Mexico
55	Bell, Anthony	OLB	6-3	231	7/2/64	3	Michigan State
71	Bostic, Joe	G	6-3	268	4/20/57	10	Clemson
62	Brown, Ray	G/T	6-5	280	12/12/62	3	Arkansas State
82	Brown, Ron	WR	5-10	186	1/11/63	2	Colorado
41	Carter, Carl	CB	5-11	180	3/7/64	3	Texas Tech
74	Chilton, Gene	T	6-3	271	3/27/64	3	Texas
79	Clasby, Bob	DT	6-5	260	9/28/60	3	Notre Dame
20	Curtis, Travis	FS	5-10	180	9/27/65	2	West Virginia
53	Davis, Wayne	OLB	6-1	213	3/10/64	2	Alabama
17	Del Greco, Al	K	5-10	191	3/2/62	5	Auburn
73	Duda, Mark	DT	6-3	279	2/4/61	6	Maryland
31	Ferrell, Earl	FB	6-0	240	3/27/58	7	E. Tennessee St.
13	Gallery, Jim	K	6-1	190	9/15/61	2	Minnesota
65	Galloway, David	DE	6-3	279	2/16/59	7	Florida
76	Garalczyk, Mark	DT	6-5	272	8/12/65	2	W. Michigan
10	Garza, Sammy	QB	6-1	184	9/30/65	2	Texas-El Paso
81	Green, Roy	WR	6-0	195	6/30/57	10	Henderson State
75	Greer, Curtis	DE	6-4	258	11/10/57	9	Michigan
89	Harris, William	TE	6-4	243	2/10/65	2	Texas
83	Holmes, Don	WR	5-10	180	4/1/61	3	Mesa (Colo.)
11	Horne, Greg	P	6-0	188	11/22/64	2	Arkansas
21	Jackson, Mark	CB	5-9	180	3/16/62	2	Abilene Christian
50	Jarostchuk, Iliia	OLB	6-3	231	8/1/64	2	New Hampshire
27	Johnson, Gregory	DB	6-1	195	10/20/58	6	Oklahoma State
87	Johnson, Troy	WR	6-1	175	10/20/62	3	Southern
54	Junior, E.J.	OLB	6-3	235	12/8/59	8	Alabama
70	Kennard, Derek	C/G	6-3	285	9/9/62	3	Nevada-Reno
15	Lomax, Neil	QB	6-3	215	2/17/59	8	Portland State
47	Mack, Cedric	CB	6-0	194	9/14/60	6	Baylor
33	McAdoo, Derrick	HB	5-10	198	4/2/65	2	Baylor
46	McDonald, Tim	DB	6-2	207	1/6/65	2	USC
30	Mitchell, Stump	HB	5-9	188	3/15/59	8	The Citadel
68	Morris, Michael	G	6-5	275	2/22/61	2	NE Missouri St.
57	Noga, Niko	MLB	6-1	235	3/2/62	5	Hawaii
85	Novacek, Jay	TE	6-4	235	10/24/62	4	Wyoming
78	Nunn, Freddie Joe	DE	6-4	255	4/9/62	4	Mississippi
64	Peat, Todd	G	6-2	294	5/20/64	2	No. Illinois
26	Peoples, Tim	DB	6-0	200	7/26/64	2	Washington

# CAMP ROSTER

## VETERANS (ALPHABETICAL)

NO.	NAME	POS.	HT.	WT.	BIRTHDATE	NFL EXP	COLLEGE
63	Robbins, Tootie	T	6-5	302	6/2/58	7	East Carolina
51	Ruether, Mike	G/C	6-4	275	9/20/62	3	Texas
72	Saddler, Rod	DE	6-5	276	9/26/65	2	Texas A&M
39	Sargent, Broderick	FB	5-10	215	9/16/62	3	Baylor
69	Scotts, Colin	TE	6-5	263	4/26/63	2	Hawaii
67	Sharpe, Luis	T	6-4	260	6/16/60	7	UCLA
36	Sikahema, Vai	HB/KR	5-9	191	8/29/62	3	BYU
84	Smith, J.T.	WR	6-2	185	10/29/55	11	N. Texas St.
61	Smith, Lance	T/G	6-2	262	11/1/63	4	LSU
45	Smith, Leonard	SS	5-11	202	9/2/60	6	McNeese State
18	Stoudt, Cliff	QB	6-4	215	3/27/55	10	Youngstown St.
66	Welter, Tom	T	6-5	280	2/24/64	2	Nebraska
24	Wolfley, Ron	FB	6-0	222	10/14/62	4	West Virginia
43	Young, Lonnie	FS	6-1	182	7/18/63	4	Michigan State

## VETERANS (NUMERICAL)

NO.	NAME	POS.	NO.	NAME	POS.	NO.	NAME	POS.
10	Garza, Sammy	QB	47	Mack, Cedric	CB	71	Bostic, Joe	G
11	Horne, Greg	P	50	Jarostchuk, Iliia	OLB	72	Saddler, Rod	DE
13	Gallery, Jim	K	51	Ruether, Mike	C	73	Duda, Mark	DT
15	Lomax, Neil	QB	52	Baker, Charlie	OLB	74	Chilton, Gene	T
17	Del Greco, Al	K	53	Davis, Wayne	OLB	75	Greer, Curtis	DE
18	Stoudt, Cliff	QB	54	Junior, E.J.	OLB	76	Garalczyk, Mark	DT
20	Curtis, Travis	FS	55	Bell, Anthony	OLB	78	Nunn, Freddie Joe	DE
21	Jackson, Mark	CB	57	Noga, Niko	ILB	79	Clasby, Bob	DT
24	Wolfley, Ron	FB	60	Alvord, Steve	DT	80	Awalt, Robert	TE
26	Peoples, Tim	DB	61	Smith, Lance	T	81	Green, Roy	WR
27	Johnson, Gregory	DB	62	Brown, Ray	G/T	82	Brown, Ron	WR
30	Mitchell, Stump	HB	63	Robbins, Tootie	T	83	Holmes, Don	WR
31	Ferrell, Earl	FB	64	Peat, Todd	G	84	Smith, J.T.	WR
33	McAdoo, Derrick	HB	65	Galloway, David	DE	85	Novacek, Jay	TE
36	Sikahema, Vai	HB/KR	66	Welter, Tom	T	87	Johnson, Troy	WR
39	Sargent, Broderick	FB	67	Sharpe, Luis	T	89	Harris, William	TE
41	Carter, Carl	CB	68	Morris, Michael	G			
43	Young, Lonnie	FS	69	Scotts, Colin	TE			
45	Smith, Leonard	SS	70	Kennard, Derek	C/G			



# 1988 TRAINING CAMP ROSTER

## ROOKIES AND FREE AGENTS (As of July 1, 1988)

NO.	NAME	POS.	HT.	WT.	BIRTHDATE	NFL EXP	COLLEGE
51R	Andrews, Derek	LB	6-2	228	6/20/64	R	Delaware State
12	Bates, Mike	QB	6-3	200	7/2/65	R	Miami (Ohio)
25R	Belton, Steve	S	6-0	190	4/10/65	R	Nebraska-Omaha
44	Brim, Michael	CB	6-0	186	1/23/66	R	Virginia Union
33R	Brown, Willie	DB	5-9	180	1/3/65	1	Grambling
94	Camper, Scott	DT	6-3	260	10/27/65	R	Montana
42	Carrier, Chris	S	6-5	215	4/4/64	R	LSU
65W	Clement, John	G	6-4	280	2/5/66	R	N.E. Louisiana
75W	Connors, Michael	T	6-4	275	7/11/65	R	Purdue
34	Davis, Lorenzo	RB	5-10	190	1/25/66	R	DuPage College
73W	Dill, Scott	G	6-5	272	4/5/66	R	Memphis State
21W	Dorsey, Alfred	WR	5-7	169	7/19/65	R	Nicholls State
90R	Gaines, Chris	LB	6-0	238	2/3/65	R	Vanderbilt
93	Haggerty, Richard	DT	6-2	270	4/18/65	R	Oregon State
20W	Hardy, Anthony	WR	5-9	162	4/13/66	R	Purdue
56	Harvey, Ken	LB	6-2	225	5/6/65	R	California
28R	Henry, Calvin	CB	5-10	190	1/23/65	R	New Mexico State
28W	Jeffery, Tony	RB	5-11	208	7/8/64	R	Texas Christian
91	Johnson, Michael	DE/DT	6-2	270	9/19/63	R	Temple
49	Johnson, Scott	LB	6-2	230	10/13/64	R	Northern Arizona
86	Jones, Ernie	WR	5-11	186	12/15/64	R	Indiana
98	Jones, Lee	DE	6-1	255	10/12/64	R	Nebraska
59	Jones, Tyrone	LB	6-0	220	8/3/61	1	Southern
32	Jordan, Tony	RB	6-2	220	5/5/65	R	Kansas State
23W	Lane, Fred	WR	5-8	157	2/27/65	1	Georgia
58R	Mack, Terence	LB	6-3	240	7/9/64	2	Clemson
96	Mathis, Larry	DE	6-6	256	11/8/63	1	Texas Tech
22	Maynard, Scot	WR	6-0	185	2/10/64	1	Texas-El Paso
40	McCoy, Keith	CB	5-11	172	11/27/64	R	Fresno State
35	Mimbs, Robert	RB	5-10	197	5/10/63	1	Kansas
37W	Moore, Ricky	RB	5-11	253	4/7/63	1	Alabama
92	Moore, Tim	LB	6-2	218	1/1/65	R	Michigan State
58W	Neighbors, Wes	C	6-1	255	2/28/64	2	Alabama
72W	Phillips, Jon	G	6-3	280	12/30/64	R	Oklahoma
38	Rogers, Rodney	FS	6-1	195	1/11/65	2	Colorado
14	Royals, Mark	P	6-5	216	6/22/63	2	Appalachian St.
25W	Schillinger, Andy	WR	5-11	179	11/22/64	R	Miami-Ohio
95	Simmons, Michael	DT	6-4	280	11/14/65	R	Mississippi St.
97	Spachman, Chris	DT/DE	6-5	275	12/25/63	1	Nebraska
23R	Thurman, Junior	DB	6-0	180	9/8/64	2	USC
19	Tupa, Tom	QB/P	6-4	220	9/6/66	R	Ohio State
76W	Van Dyke, Ralph	T	6-6	270	1/19/64	1	Southern Illinois
48	Wahlheim, Pete	FS	6-1	205	9/27/64	R	Southern Utah St.
37R	Webster, Kennedy	SS	6-1	200	11/28/63	R	Texas-El Paso
29	Wilburn, Fred	DB	5-10	185	6/30/63	R	Fresno State

W = white jersey

R = red jersey

# BREAKDOWN BY POSITION\*



## (Listed Alphabetically)

### OFFENSE (37)

#### CENTERS (2)

- 70 Derek Kennard (6-3, 285, 3rd Yr)  
51 Mike Ruether (6-4, 275, 3rd Yr)

#### GUARDS (6)

- 71 Joe Bostic (6-3, 268, 10th Yr)  
62 Ray Brown (6-5, 280, 3rd Yr)  
73W Scott Dill (6-5, 272, R)  
64 Todd Peat (6-2, 294, 2nd Yr)  
72W Jon Phillips (6-3, 280, R)  
61 Lance Smith (6-2, 262, 4th Yr)

#### TACKLES (5)

- 74 Gene Chilton (6-3, 271, 3rd Yr)  
68 Michael Morris (6-5, 275, 2nd Yr)  
63 Tootie Robbins (6-5, 302, 7th Yr)  
67 Luis Sharpe (6-4, 260, 7th Yr)  
66 Tom Welter (6-5, 280, 2nd Yr)

#### WIDE RECEIVERS (7)

- 82 Ron Brown (5-10, 186, 2nd Yr)  
81 Roy Green (6-0, 195, 10th Yr)  
83 Don Holmes (5-10, 180, 3rd Yr)  
87 Troy Johnson (6-1, 175, 3rd Yr)  
86 Ernie Jones (5-11, 186, R)  
25W Andy Schillinger (5-11, 179, R)  
84 J.T. Smith (6-2, 185, 11th Yr)

#### ENDS (4)

- 65 David Galloway (6-3, 279, 7th Yr)  
75 Curtis Greer (6-4, 258, 9th Yr)  
78 Freddie Joe Nunn (6-4, 255, 4th Yr)  
72 Rod Saddler (6-5, 276, 2nd Yr)

#### TACKLES (4)

- 60 Steve Alvord (6-4, 272, 2nd Yr)  
79 Bob Clasby (6-5, 260, 3rd Yr)  
73 Mark Duda (6-3, 279, 6th Yr)  
76 Mark Garalczyk (6-5, 272, 2nd Yr)

#### LINEBACKERS (9)

- 52 Charlie Baker (6-2, 234, 9th Yr)  
55 Anthony Bell (6-3, 231, 3rd Yr)  
53 Wayne Davis (6-1, 213, 2nd Yr)  
90R Chris Gaines (6-0, 238, R)  
56 Ken Harvey (6-2, 225, R)  
50 Ilia Jarostchuk (6-3, 231, 2nd Yr)  
54 E.J. Junior (6-3, 235, 8th Yr)  
92 Tim Moore (6-2, 218, R)  
57 Niko Noga (6-1, 235, 5th Yr)

#### TIGHT ENDS (4)

- 80 Robert Awall (6-5, 248, 2nd Yr)  
89 William Harris (6-4, 243, 2nd Yr)  
85 Jay Novacek (6-4, 235, 4th Yr)  
69 Colin Scotts (6-5, 263, 2nd Yr)

#### QUARTERBACKS (4)

- 10 Sammy Garza (6-1, 184, 2nd Yr)  
15 Neil Lomax (6-3, 215, 8th Yr)  
18 Cliff Stoudt (6-4, 215, 10th Yr)  
19 Tom Tupa (6-4, 220, R)

#### RUNNING BACKS (8)

- 31 Earl Ferrell (6-0, 240, 7th Yr)  
28W Tony Jeffery (5-11, 208, R)  
32 Tony Jordan (6-2, 220, R)  
33 Derrick McAdoo (5-10, 198, 2nd Yr)  
30 Stump Mitchell (5-9, 188, 8th Yr)  
39 Broderick Sargent (5-10, 215, 3rd Yr)  
36 Vai Sikahema (5-9, 191, 3rd Yr)  
24 Ron Wolfley (6-0, 222, 4th Yr)

#### PLACEKICKERS (2)

- 17 Al Del Greco (5-10, 191, 5th Yr)  
13 Jim Gallery (6-1, 190, 2nd Yr)

### DEFENSE (25)

#### CORNERBACKS (6)

- 44 Michael Brim (6-0, 186, R)  
41 Carl Carter (5-11, 180, 3rd Yr)  
21 Mark Jackson (5-9, 180, 2nd Yr)  
47 Cedric Mack (6-0, 194, 6th Yr)  
40 Keith McCoy (5-11, 172, R)  
26 Tim Peoples (6-0, 200, 1st Yr)

#### SAFETIES (6)

- 42 Chris Carrier (6-5, 215, R)  
20 Travis Curtis (6-1, 180, 2nd Yr)  
27 Gregory Johnson (6-1, 195, 6th Yr)  
46 Tim McDonald (6-2, 207, 2nd Yr)  
45 Leonard Smith (5-11, 202, 6th Yr)  
43 Lonnie Young (6-1, 182, 4th Yr)

#### PUNTERS (2)

- 11 Greg Horne (6-0, 188, 2nd Yr)  
19 Tom Tupa (6-4, 220, R)

\*Includes veterans and 1988 draft choices only



# DRAFT HISTORY

## FIRST ROUND CHOICES (1960-76)

1960	George Izo, QB	Notre Dame
1961	Ken Rice, T	Auburn
1962	Fate Echols, T	Northwestern
	Irv Goode, C	Kentucky
1963	Jerry Stovall, HB	LSU
	Don Brumm, E	Purdue
1964	Ken Kortas, T	Louisville
1965	Joe Namath, QB	Alabama
1966	Carl McAdams, LB	Oklahoma
1967	Dave Williams, WR	Washington
1968	MacArthur Lane, RB	Utah St.
1969	Roger Wehrli, DB	Missouri
1970	Larry Stegent, RB	Texas A&M
1971	Norm Thompson, DB	Utah
1972	Bobby Moore, WR	Oregon
1973	Dave Butz, DT	Purdue
1974	J.V. Cain, TE	Colorado
1975	Tim Gray, CB	Texas A&M
1976	Mike Dawson, DT	Arizona

## 1977

### (Drafted Alternately 20-19-20-21)

1.	(Traded to Atlanta)	
	Steve Pisarkiewicz, QB	Missouri
	(from Washington)	
2.	George Franklin, RB	Texas A&I
3.	Kurt Allerman, LB	Penn St.
	Terdell Middleton, RB	Memphis St.
	(from Baltimore)	
4.	(Traded to Cincinnati)	
5.	Ernest Lee, DT	Texas
	Andy Spiva, LB	Tennessee
	(from New England)	
6.	(Traded to Philadelphia)	
7.	(Traded to Cleveland)	
8.	Eric Williams, LB	USC
9.	Johnny Jackson, DT	Southern (La.)
10.	Jim LeJay, WR	San Jose St.
11.	Greg Lee, DB	Western Illinois
12.	Rick Fenlaw, LB	Texas

## 1978

### (Drafted Alternately 15 & 19-14-13)

1a.	Steve Little, P/K	Arkansas
1b.	Ken Greene, DB	Washington St.
	(from Washington)	
2.	John Barefield, LB	Texas A&I
3.	Doug Greene, DB	Texas A&I
4a.	George Collins, G	Georgia
	(from San Diego)	
4b.	Jim Childs, WR	Cal Poly-SLO
5.	Earl Carr, RB	Florida
6.	Jack Williams, DE	Bowling Green
7.	Dave Stef, WR	Portland St.
9.	Joe Mosley, TE	Central State (Ohio)
10.	Randy Gill, LB	San Jose St.
12.	Anthony Clay, LB	South Carolina St.

## 1979

### (Drafted Alternately 8 & 7)

1.	Ottis Anderson, RB	Miami
2a.	Theotis Brown, RB	UCLA
2b.	Calvin Favron, LB	SE Louisiana
	(from Oakland)	

3.	Joe Bostic, T	Clemson
4.	Roy Green, DB	Henderson St.
5a.	Steve Henry, DB	Emporia St.
5b.	Mark Bell, WR	Colorado St.
	(from Oakland)	
6.	Thomas Lott, RB	Oklahoma
7.	Kirk Gibson, WR	Michigan St.
8.	Larry Miller, LB	BYU
9.	Bob Rozier, DE	Cal-Berkeley
10.	Jerry Holloway, TE	Western Illinois
11.	Nate Henderson, T	Florida St.
12.	Rick McBride, LB	Georgia

## 1980

### (Drafted Alternately 6-5 & 4)

1.	Curtis Greer, DE	Michigan
2.	Doug Marsh, TE	Michigan
3a.	John Sinnott, T	Brown
3b.	Charles Baker, LB	New Mexico
	(from San Diego)	
4.	Rusty Lisch, QB	Notre Dame
5.	(Traded to Kansas City)	
6.	Bill Acker, DT	Texas
7.	Ben Apuna, LB	Arizona St.
8a.	Dupree Branch, DB	Colorado St.
8b.	Grant Hudson, DT	Virginia
	(from Denver)	
9.	Stafford Mays, DE	Washington
10.	Rush Brown, DT	Ball St.
11.	Delrick Brown, DB	Houston
12.	Tyrone Gray, WR	Washington St.

## 1981

### (Drafted 5th)

1.	E.J. Junior, RB	Alabama
2.	Neil Lomax, QB	Portland St.
3.	Jeff Griffin, DB	Utah
4.	Steve Rhodes, WR	Oklahoma
5.	John Gillen, LB	Illinois
6.	Dave Ahrens, LB	Wisconsin
7.	Kevin Donnalley, DB	North Dakota St.
8.	Mike Fisher, WR	Baylor
9.	Stump Mitchell, RB	The Citadel
10a.	James Mallard, WR	Alabama
10b.	Jim Joiner, WR	Miami
11.	Mike Sherrrod, TE	Illinois
12.	Joe Adams, G	Nebraska

## 1982

### (Drafted Alternately 12-11-10-9-8)

1.	Luis Sharpe, T	UCLA
2.	David Galloway, DE	Florida
3a.	Benny Perrin, DB	Alabama
3b.	Rusty Guilbeau, DE	McNeese St.
	(from Kansas City)	
4.	James Robbins, T	East Carolina
5a.	Vance Bedford, DB	Texas
5b.	Earl Ferrell, RB	East Tennessee St.
	(from Washington)	
6.	Craig Shaffer, LB	Indiana St.
7.	Bob Sebros, T	Colorado
8.	Chris Lindstrom, DT	Boston U.
9.	Darnell Dailey, LB	Maryland
10.	Eddie McGill, TE	W. Carolina
11.	James Williams, DE	North Carolina A&T
12.	Bob Atha, K	Ohio St.

## 1983

**(Drafted Alternately 15-16-17-18-19)**

1.	Leonard Smith, CB	McNeese St.
2.	Cedric Mack, CB	Baylor
3.	Ramsey Dardar, DT	LSU
4a.	Mark Duda, DT	Maryland
	(from Seattle)	
4b.	Lionel Washington, DB	Tulane
5.	Steve Bird, WR	Eastern Kentucky
6.	George Schmitt, CB	Delaware
7.	Carlos Scott, C	Texas
8.	Bob Harris, S	Auburn
9.	Otis Brown, RB	Jackson St.
10.	Tim Lucas, LB	California
11.	Aaron Williams, RB	Washington
12.	James Lane, LB	Alabama St.

## 1984

**(Drafted 17th)**

1.	Clyde Duncan, WR	Tennessee
2.	Doug Dawson, G	Texas
3.	Rick McIvor, QB	Texas
4.	Martin Bayless, S	Bowling Green
5a.	Jeff Leiding, LB	Texas
5b.	John Goode, TE	Youngstown St.
6.	Rod Clark, LB	Southwest Texas St.
7.	Quentin Walker, RB	Virginia
8a.	Falaniko Noga, LB	Hawaii
8b.	Bob Paulling, K	Clemson
9.	John Walker, RB	Texas
10.	Mark Smythe, DT	Indiana
11.	Kyle Mackey, QB	East Texas St.
12.	Paul Parker, G	Oklahoma

## 1985

**(Drafted Alternately 18-17-16-20-19)**

1.	Freddie Joe Nunn, LB	Mississippi
2.	Scott Bergold, T	Wisconsin
3.	Lance Smith, G	Louisiana St.
4.	Ron Wolfley, RB	West Virginia
5a.	K.D. Dunn, TE	Clemson
5b.	Louis Wong, T	Brigham Young
6.	Jay Novacek, WR	Wyoming
7.	Rob Monaco, T	Vanderbilt
8.	Scott Williams, TE	Georgia
9.	Dennis Williams, RB	Furman
10.	Ricky Anderson, K	Vanderbilt
11.	Lonnie Young, DB	Michigan St.

## 1986

**(Drafted Alternately 6-5-4-7)**

1.	Anthony Bell, LB	Michigan St.
2.	John Lee, K	UCLA
3.	Gene Chilton, C	Texas
4.	Carl Carter, CB	Texas Tech
5.	Jeff Tupper, DE	Oklahoma
7.	Eric Swanson, WR	Tennessee
8.	Ray Brown, OL	Arkansas St.
9.	Kent Kafentzis, S	Hawaii
10a.	Vai Sikahema, FB	BYU
10b.	Wes Smith, WR	East Texas St.
11.	Wayne Dillard, LB	Alcorn St.
12.	Kent Austin, QB	Mississippi

## 1987

**(Drafted 6th)**

1.	Kelly Stouffer, QB	Colorado St.
2.	Tim McDonald, DB	USC
3a.	Robert Awall, TE	San Diego St.
3b.	Colin Scotts, DE	Hawaii
4.	Rod Saddler, DT	Texas A&M
5a.	George Swann, RB	Miami (Ohio)
5b.	John Bruno, P	Penn St.
5c.	Ilia Jarostchuk, LB	New Hampshire
6.	Mark Garalczyk, DT	Western Michigan
7a.	Tim Peoples, DB	Washington
7b.	William Harris, TE	Bishop (Tex.)
8.	Steve Alvord, DT	Washington
9.	Wayne Davis, LB	Alabama
10.	Charles Wright, DB	Tulsa
11.	Todd Peat, G	No. Illinois

## 1988

**(Drafted Alternately 12-11-14-13)**

1.	Ken Harvey, OLB	California
2.	Tony Jeffery, RB	TCU
3.	Tom Tupa, QB	Ohio State
4.	Michael Brim, CB	Virginia Union
5a.	Chris Gaines, ILB	Vanderbilt
5b.	Tony Jordan, RB	Kansas St.
6.	Jon Phillips, G	Oklahoma
7.	Ernie Jones, WR	Indiana
8.	Tim Moore, OLB	Michigan St.
9.	Scott Dill, G	Memphis St.
10.	Andy Schilling, WR	Miami (Ohio)
11.	Keith McCoy, DB	Fresno St.
12.	Chris Carrier, S	LSU

# ALL-TIME ROSTER

Player—Position—College Years

—A—

Acker, Bill (DT), Texas	1980-81
Ahrens, Dave (LB), Wisconsin	1981-84
Albert, Sergio (K), U.S. International	1974
Alford, Mike (C), Auburn	1965
<b>Alvord, Steve (DT), Washington</b>	<b>1987-</b>
Allen, Carl (DB), Southern Mississippi	1977-82
Allen, Jeff (DB), Iowa State	1971
Allerman, Kurt (LB), Penn State	1977-80, 82-84
Allison, Henry (T), San Diego State	1975-77
Anderson, Donny (RB), Texas Tech	1972-74
Anderson, Ottis (RB), Miami (Fla.)	1979-86
Anderson, Tazwell (E), Georgia Tech	1961-64
Anderson, Warren (WR), W. Virginia State	1978
Arapostathis, Evan (P/K), Eastern Illinois	1986
Arneson, Mark (LB), Arizona	1972-80
Ashton, Josh (RB), Tulsa	1975
Atkins, Robert (DB), Grambling	1968-69
Atkinson, Jess (K), Maryland	1985
Audick, Dan (G), Hawaii	1977, 1983
Austin, Kent (QB), Mississippi	1986
<b>Awalt, Robert (TE), San Diego St.</b>	<b>1987-</b>

—B—

Bailey, Claron [Monk] (DB), Utah	1964-65
Baker, Al (DE), Colorado St.	1983-86
<b>Baker, Charles (LB), New Mexico</b>	<b>1980-</b>
Bakken, Jim (K), Wisconsin	1962-78
Banks, Tom (C), Auburn	1971-80
Barefield, John (LB), Texas A&I	1978-80
Barnes, Lawrence, (RB), Tennessee St.	1978
Barnes, Mike (DB), Texas-Arlington	1967-68
Barnes, Pete (LB), Southern (La.)	1973-75
Bates, Theodore (LB), Oregon St.	1960-62
Bayless, Martin (DB), Bowling Green	1984
Baynham, Craig (RB), Georgia Tech	1972
Beal, Norm (DB), Missouri	1962
Beathard, Pete (DB), USC	1970-71
Beatty, Chuck (DB), North Texas St.	1972
Beauchamp, Al (LB), Southern (La.)	1976
Beckman, Tom (DE), Michigan	1972
Bedford, Vance (CB), Texas	1982
<b>Bell, Anthony (LB), Michigan State</b>	<b>1986-</b>
Bell, Bob (DE), Cincinnati	1974-78
Bell, Gordon (RB), Michigan	1978-79
Bell, Mark (WR), Colorado St.	1981
Belton, Willie (RB), Maryland St.	1973-74
Bergold, Scott (DT), Wisconsin	1985-86
Bessillieu, Don (S), Georgia Tech	1982
Bird, Steve (WR), Eastern Kentucky	1983-84
Birdsong, Carl (P), S. W. Oklahoma St.	1981-85
Black, Tim (LB), Baylor	1977
Bohm, Ron (DT), Illinois	1987
Bojovic, Novo (K), Central Michigan	1985
Boso, Cap (TE), Illinois	1986
<b>Bostic, Joe (T), Clemson</b>	<b>1979-</b>
Boyette, Garland (LB), Grambling	1962-63
Bradley, Bill (DB), Texas	1977
Bradley, Dave (G), Penn State	1972

Player—Position—College Years

Brahney, Tom (C), Oklahoma	1973-81
Brooks, Jonathan (LB), Clemson	1980
Brooks, Leo (DE), Texas	1973-76
Brown, Chuck (C/G), Houston	1979-80
<b>Brown, Ray (T), Arkansas State</b>	<b>1986, 1987-</b>
Brown, Robert (TE), Alcorn A&M	1969-70
<b>Brown, Ron (WR), Colorado</b>	<b>1987-</b>
Brown, Rush (DT), Ball St.	1980-83
Brown, Terry (DB), Oklahoma St.	1969-70
Brown, Theotis (RB), UCLA	1979-81
Brumm, Donald (DE), Purdue	1963-69, 72
Brunner, Scott (QB), Delaware	1985
Bryant, Charlie (RB), Allen U. (S. C.)	1966-67
Bryant, Chuck (E), Ohio State	1962
Burke, Anthony (DT), Minnesota	1987
Burnett, Victor (DE), Fresno St.	1987
Burns, Leon (RB), Cal. St.-Long Beach	1972
Burson, Jimmy (DB), Auburn	1963-67
Butler, Jim (RB), Edward Waters (Fla.)	1972
Butz, Dave (DE), Purdue	1973-74

—C—

Cain, J. V. (WR-TE), Colorado	1974-77
Carpenter, Steve (DB), W. Illinois	1981
Carrell, Duane (P), Florida St.	1977
<b>Carter, Carl (CB), Texas Tech</b>	<b>1986-</b>
Cater, Greg (P), Tennessee- Chattanooga	1986-87
Chandler, Al (TE), Oklahoma	1978-79
Childress, Joe (RB), Auburn	1960, 62-65
Childs, Jim (WR), Cal. Poly-SLO	1978-80
<b>Chilton, Gené (C), Texas</b>	<b>1986-</b>
Ciancy, Sean (LB), Amherst	1979-80
Clark, Ernie (LB), Michigan St.	1968
Clark, Randy (C), Northern Illinois	1980-86
<b>Clasby, Bob (DE), Notre Dame</b>	<b>1986-</b>
Clayton, Ralph (WR), Michigan	1981
Coder, Ron (G), Penn State	1980-81
Colbert, Rondo (DB), Lamar	1977
Collier, Tim (CB), East Texas St.	1980-81
Collins, George (C), Georgia	1978-82
Combs, Chris (TE), New Mexico	1980-81
Conley, Steve (LB), Kansas	1972
Conrad, Bobby Joe (FL), Texas A&M	1960-68
Cook, Edward (G-T), Notre Dame	1960-65
Cotton, Barney (G), Nebraska	1980-82
Cowan, Larry (RB), Jackson St.	1987
Crenshaw, Willis (FB), Kansas St.	1964-69
Criswell, Kirby (DE), Kansas	1980-81
Crow, John David (RB), Texas A&M	1958-64
Crum, Bob (DE), Arizona	1974
Crump, Dwayne (DB), Fresno State	1973-76
Culpepper, Edward (G), Alabama	1960
Cunningham, Eric (G), Penn State	1980
Cuozzo, Gary (QB), Virginia	1972
<b>Curtis, Travis (FS), West Virginia</b>	<b>1987-</b>

—D—

Daanen, Jerry (WR), Miami (Fla.)	1968-70
Dardar, Ramsey (DT), LSU	1983-84
Davis, Billy (DB), Clemson	1984

Player—Position—College	Years
Davis, Charlie (DT), Texas Christian	1975-79
Davis, Paul (LB), North Carolina	1983
Davis, Ron (DE), Virginia St.	1973
<b>Davis, Wayne (LB), Alabama</b>	<b>1987-</b>
Dawson, Doug (G), Texas	1984-86
Dawson, Mike (DT), Arizona	1976-82
Day, Thomas (G), North Carolina A&T	1960
<b>Del Greco, Al (K), Auburn</b>	<b>1987-</b>
DeMarco, Bob (G-C), Dayton	1961-69
Detwiler, Chuck (S), Utah St.	1973
DiBernardo, Rick (LB), Notre Dame	1986
Dickson, Paul (DT), Baylor	1971
Dierdorf, Dan (G-T), Michigan	1971-83
Dobler, Conrad (G), Wyoming	1972-77
Donckers, Bill (QB), San Diego State	1976-77
Dorris, Andy (DE), New Mexico St.	1973
Driskill, Joseph (DB), N.E. Louisiana	1960-61
<b>Duda, Mark (DT), Maryland</b>	<b>1983-</b>
Dulin, Gary (DE), Ohio State	1986-1987
Duncan, Clyde (WR), Tennessee	1984-85
Duncum, Bobby (T), West Texas St.	1968
Duren, Clarence (S), California	1973-76

—E—

Edwards, Cid (RB), Tennessee St.	1968-71
Echols, Fate (T), Northwestern	1962-63
Eliopoulos, Jim (LB), Wyoming	1983
Elzey, Charles (C), Miss. So.	1960-61
Elwell, Jack (E), Purdue	1962
Emerson, Vernon (T), Minn.-Duluth	1969-71
Etcheverry, Sam (QB), Denver	1961-62

—F—

Farmer, Ted (RB), Oregon	1978
Farr, Miller (DB), Wichita State	1970-72
Favron, Calvin (LB), S.E. Louisiana St.	1979-82
<b>Ferrell, Earl (RB), East Tennessee St.</b>	<b>1982-</b>
Field, Doak (LB), Baylor	1982
Finnie, Roger (T), Florida A&M	1973-78
Fischer, Pat (DB), Nebraska	1961-67
Fisher, Mike (WR), Baylor	1981
Floyd, John (WR), N.E. Louisiana	1981
Forney, Phil (LB), E. Tennessee St.	1987
Fox, Chas (WR), Furman	1986
Fritsch, Ernest (C), Detroit	1960
Fuller, Frank (T), Kentucky	1960-62

—G—

<b>Gallery, Jim (K), Minnesota</b>	<b>1987-</b>
<b>Galloway, David (DT), Florida</b>	<b>1982-</b>
Gambrell, Billy (E), South Carolina	1963-67
<b>Garalczky, Mark (DT), Western Michigan</b>	<b>1987-</b>
Garlich, Chris (LB), Missouri	1979
<b>Garza, Sammy (QB), Texas-El Paso</b>	<b>1987-</b>
Gault, Prentice (RB), Oklahoma	1961-67
George, Steve (DT), Houston	1974
Gersbach, Carl (LB), West Chester St.	1976
Giblin, Robert (DB), Houston	1977
Gill, Randy (LB), San Jose St.	1978
Gillen, John (LB), Illinois	1981-82
Gillette, Walker (WR), Richmond	1972-73
Gilliam, John (WR), S. Carolina St.	1969-71
Gillis, Don (C), Rice	1960-61
Glick, Frederick (DB), Colorado A&M	1960-61
Goode, Irv (G-C), Kentucky	1962-71
Goode, John (TE), Youngstown State	1984

Player—Position—College	Years
Goodman, Don (RB), Cincinnati	1987
Goodspeed, Mark (T), Nebraska	1980
Granger, Charles (G-T), Southern U.	1961
Gray, Earnest (WR), Memphis State	1985
Gray, Ken (G), Howard Payne	1960-69
Gray, Mel (WR), Missouri	1971-82
Gray, Tim (DB), Texas A&M	1975
<b>Green, Roy (DB), Henderson State</b>	<b>1979-</b>
Greene, Doug (DB), Texas A&M	1978
Greene, Ken (DB), Washington St.	1978-82
<b>Greer, Curtis (DE), Michigan</b>	<b>1980-</b>
Griffin, Bob (C-G), Arkansas	1961
Griffin, Jeff (CB), Utah	1981-85
Grooms, Elois (DE), Tennessee Tech	1982-85
Guglielmi, Ralph (QB), Notre Dame	1961

—H—

Hackbart, Dale (DB), Wisconsin	1971-72
Hall, Ken (RB), Texas A&M	1959
Halloran, Shawn (DB), Boston College	1987
Hammack, Malcolm (RB), Florida	1960-66
Hammond, Gary (WR), SMU	1973-76
Hargrove, Jim (LB), Howard Payne	1971-72
Harrell, Willard (RB), Pacific	1978-84
Harrington, Perry (RB), Jackson State	1984-85
Harris, Bob (LB), Auburn	1983-85
Harris, Ike (WR), Iowa State	1975-77
<b>Harris, William (TE), Bishop</b>	<b>1987-</b>
Harrison, Reggie (RB), Cincinnati	1974
Hart, Jim (QB), Southern Illinois	1966-83
Hartle, Greg (LB), Newberry (S.C.)	1974-76
Hayden, Leo (RB), Ohio State	1972-73
Healy, Chip (LB), Vanderbilt	1969-70
Heater, Don (RB), Montana Tech	1972
Hefflin, Victor (DB), Delaware St.	1983
Heidel, Jimmy (DB), Mississippi	1966
Henke, Ed (DE), South Carolina	1961-63
Henry, Steve (DB), Emporia State	1979-80
Heron, Fred (DT), San Jose State	1966-72
Hill, James (DB), Sam Houston	1960-64
Hill, King (QB), Rice	1960-69
Hillebrand, Jerry (LB), Colorado	1967
Hobley, Lifford (DB), Louisiana State	1985
Hoey, George (DB), Michigan	1971
Hoffman, John (DE), Hawaii	1972
Holloway, Johnny (CB), Kansas	1987
Holloway, Randy (DE), Pittsburgh	1984
Holman, Scott (WR), Oregon	1986
<b>Holmes, Don (WR), Mesa College (Colo.)</b>	<b>1986-</b>
<b>Horne, Greg (P), Arkansas</b>	<b>1987-</b>
Houser, John (G-T), Redlands	1963
Howard, Thomas (LB), Texas Tech	1984-85
Hughes, Van (DT), SW Texas State	1986
Hultz, George (DT), Mississippi Southern	1962
Humphrey, Buddy (QB), Baylor	1963-65
Hunter, Monty (DB), Salem College	1983
Hutchison, Chuck (G), Ohio State	1970-72
Hyatt, Freddie (WR), Auburn	1968-72

—I—

Imhot, Martin (DE), San Diego St.	1972
Izo, George (QB), Notre Dame	1960

—J—

<b>Jackson, Mark (CB), Abilene Christian</b>	<b>1987-</b>
Jackson, Roland (FB-LB), Rice	1962

Player—Position—College	Years
Jarsotchuk, Ilia (LB), New Hampshire	1987-
Johnson, Bobby (DB), Texas	1985-86
Johnson, Charles (DB), Grambling	1981
Johnson, Charley (QB), N. Mexico St.	1961-69
Johnson, Gregory (SS), Oklahoma St.	1987-
Johnson, Troy (WR), Southern	1986-
Jones, Steve (RB), Duke	1974-78
Joyce, Terry (P), Missouri So. St.	1976-77
Junior, E. J. (LB), Alabama	1981-

—K—

Kasperek, Dick (C), Iowa State	1966-68
Kay, Bill (DB), Purdue	1984
Kearney, Tim (LB), Northern Michigan	1976-81
Kehr, Rick (G), Carthage	1982
Keithley, Gary (QB), Texas-El Paso	1973-75
Kellum, Marv (LB), Wichita St.	1977
<b>Kennard, Derek (G), Nevada-Reno</b>	<b>1986-</b>
Keseday, Bob (TE), Texas-El Paso	1987
Keys, Brady (DB), Colorado St.	1966
Kindle, Greg (T), Tennessee St.	1974-75
Koegel, Warren (G), Penn State	1973
Koman, William (LB), North Carolina	1960-67
Kortas, Ken (DT), Louisville	1964
Krueger, Rolf (DE), Texas A&M	1969-71

—L—

LaFleur, Greg (TE), LSU	1981-85
LaHood, Mike (G), Wyoming	1970
Lane, MacArthur (R), Utah State	1968-71
Latin, Jerry (RB), Northern Illinois	1975-78
Latourette, Chuck (DB-P), Rice	1967-68, 70-71
Lee, Bobby (E), Minnesota	1968
Lee, Jeff (WR), Nebraska	1980
Lee, John (K), UCLA	1986
Lee, Monte (LB), Texas	1961
Lee, Oudious (DT), Nebraska	1980
LeVeck, Jack (LB), Ohio	1973-74
Lisch, Rusty (QB), Notre Dame	1980-84
Little, Steve (P/K), Arkansas	1978-80
Logan, Chuck (E), Northwestern	1965, 67-68
<b>Lomax, Neil (QB), Portland St.</b>	<b>1981-</b>
Long, Dave (DE), Iowa	1966-68
Longo, Tom (DB), Notre Dame	1971
Lott, Thomas (RB), Oklahoma	1979
Loyd, Randy (RB), Houston	1979-85
Loyd, Mike (QB), Missouri So. St.	1979-80
Lyman, Jeff (LB), Brigham Young	1972

—M—

<b>Mack, Cedric (DB), Baylor</b>	<b>1983-</b>
Mack, Terrence (LB), Clemson	1987
Mackey, Kyle (QB), East Texas State	1984
Manges, Mark (QB), Maryland	1978
Marcontell, Ed (G), Lamar Tech	1967
Markham, Dale (T), North Dakota	1981
Marsh, Doug (TE), Michigan	1980-86
Mayes, Tony (FS), Kentucky	1987
Maynard, Don (WR), Texas-El Paso	1973
Mays, Stafford (DE), Washington	1980-86
<b>McAdoo, Derrick (RB), Baylor</b>	<b>1987-</b>
McBride, Adrian (WR), Missouri	1987
McDole, Roland (DE), Nebraska	1961
McDonald, Mike (LB), Catawba	1976
<b>McDonald, Tim (FS), USC</b>	<b>1987-</b>
McDowell, J (T), St. John's (MN)	1966

Player—Position—College	Years
McFarland, Jim (E), Nebraska	1970-74
McGee, Michael (G), Duke	1960-62
McGill, Eddie (TE), Western Carolina	1982-84
McGill, Mike (LB), Notre Dame	1971-72
McGraw, Mike (LB), Wyoming	1976
McInnis, Hugh (E), Miss. So.	1960-62
McIntyre, Jeff (LB), Arizona St.	1980
McIvor, Rick (QB), Texas	1984-85
McMillan, Ernie (T), Illinois	1961-74
McQuarters, Ed (DT), Oklahoma St.	1965
Meggsey, Dave (LB), Syracuse	1963-69
Melinger, Steve (E), Kentucky	1961
Meinert, Dale (LB), Okla. State	1960-67
Melinkovich, M. (DE), Grays Harb. JC (Wa.)	1965-66
Memmelar, Dale (G), Wyoming	1960-61
Mestnik, Frank (RB), Marquette	1960-61
Metcalfe, Terry (RB), Cal. St.-L. Beach	1973-77
Miller, Terry (LB), Illinois	1971-74
<b>Mitchell, Stump (RB), The Citadel</b>	<b>1981-</b>
Monaco, Rob (C), Vanderbilt	1985
Monaco, Ron (LB), South Carolina	1986
<b>Morris, Mike (G), N. E. Missouri St.</b>	<b>1987-</b>
Morris, Wayne (RB), SMU	1976-83
Moss, Eddie (RB), SE Missouri St.	1973-76
Mullen, Tom (G), SW Missouri St.	1978
Mulligan, Wayne (C), Clemson	1969-73
Mumford, Tony (RB), Penn State	1985
Murrell, Bill (TE), Winston-Salem	1979

—N—

Neils, Steve (LB), Minnesota	1974-80
Nelson, Lee (FS), Florida State	1976-86
Nofsinger, Terry (QB), Utah	1965-66
<b>Noga, Niko (LB), Hawaii</b>	<b>1984-</b>
Noga, Peter (LB), Hawaii	1987
Norton, Jerry (DB), SMU	1960-61
<b>Novacek, Jay (TE), Wyoming</b>	<b>1985-</b>
<b>Nunn, Freddie Joe (DE), Mississippi</b>	<b>1985-</b>

—O—

Oates, Brad (T), Brig. Young	1976-77, 79-80
O'Brian, Dave (G), Boston College	1966-67
O'Donoghue, Neil (K), Auburn	1980-85
Ogden, Ray (FL), Alabama	1965-66
Ogle, Rick (LB), Colorado	1971
Okoniewski, Steve (DT), Washington	1976
Olierich, Dave (LB), San Francisco	1969-70
Osborne, Richard (TE), Texas A&M	1979
Oliver, Clancy (CB), San Diego State	1973
Otis, Jim (RB), Ohio State	1973-78
Owens, Don (DT), Miss. So.	1960-63
Owens, Luke (DT), Kent State	1960-65
Owens, Marv (WR), San Diego State	1973

—P—

Palmer, Scott (DT), Texas	1972
Panfil, Kenneth (T), Purdue	1960-62
Paremore, Bob (RB), Florida A&M	1963-64
Parish, Don (LB), Stanford	1970-72
Parlavocchio, Chet (LB), Penn State	1983
Parris, Gary (TE), Florida St.	1979-80
Pasquale, Ron (G), Akron	1987
Patulski, Walt (DE), Notre Dame	1977
<b>Peat, Todd (G), No. Illinois</b>	<b>1987-</b>
Perrin, Benny (FS), Alabama	1982-85
Perry, Gerald (K), California	1960-62

Player—Position—College	Years	Player—Position—College	Years
Person, Ara (TE), Morgan State	1972	Silvestri, Carl (DB), Wisconsin	1965
Phillips, Rod (RB), Jackson State	1979-80	Simmons, Dave (LB), Georgia Tech	1965-66
Pisarkiewicz, Steve (QB), Missouri	1977-79	Simons, Keith (DT), Minnesota	1978-79
Pittman, Charlie (RB), Penn State	1970	Sims, Ken (CB), Iowa	1987
Pittman, Danny (WR), Wyoming	1983-84	Siwek, Mike (DT), Western Michigan	1970
Plummer, Tony (DB), Pacific	1970	Sloan, Bonnie (DT), Austin-Peay	1973
Plunkett, Art (T), Nevada-Las Vegas	1981-84	<b>Smith, J.T. (WR), North Texas State</b>	<b>1985-</b>
Pollard, Bob (DE), Weber St.	1978-81	Smith, Jackie (E), NW Louisiana	1963-77
Preston, John (SS), Central St. (Okla.)	1987	<b>Smith, Lance (T), Louisiana State</b>	<b>1985-</b>
Provost, Ted (DB), Ohio State	1971	<b>Smith, Leonard (DB), McNeese St.</b>	<b>1983-</b>
Puki, Craig (LB), Tennessee	1982	Smith, Perry (DB), Colorado St.	1977-79
<b>—R—</b>			
Rabold, Michael (G), Indiana	1970	Smith, Wayne (CB), Purdue	1982-86
Radecic, Keith (C), Penn State	1987	Snowden, Cal (DE), Indiana	1969-70
Radford, Bruce (DE), Grambling	1981	Sortun, Rick (G), Washington	1964-69
Ralph, Dan (DT), Oregon	1984-85	Southard, Tommy (WR), Furman	1978
Ramey, Jim (DE), Kentucky	1979	Spencer, Maurice (DB), N. C. Central	1974
Ramson, Eason (TE), Washington St.	1978	Spiller, Phil (DB), Los Angeles St.	1967
Randle, Sonny (E), Virginia	1960-66	Spradin, Danny (LB), Tennessee	1985
Rashad, Ahmad (WR), Oregon	1972-73	Stacy, William (DB), Mississippi St.	1960-63
Reaves, Ken (S), Norfolk St.	1974-77	Staggs, Jeff (LB), San Diego St.	1972-73
Redmond, Thomas (DE), Vanderbilt	1960-65	Stallings, Larry (LB), Georgia Tech	1963-76
Reynolds, Bob (T), Bowling Green	1963-71, 73	Stallings, Robert (TE), So. Mississippi	1986
Richards, Perry (E), Detroit	1960	Stegenf, Larry (RB), Texas A&M	1971
Richardson, John (DT), UCLA	1972-73	Stief, Dave (WR), Portland St.	1978-82
Rivers, Jamie (LB), Bowling Green	1968-73	Stieve, Terry (G), Wisconsin	1978-84
Roach, John (QB), SMU	1960	Stone, Ken (DB), Vanderbilt	1977-80
Robb, Joe (DE), TCU	1961-67	<b>Stoudt, Cliff (QB), Youngstown State</b>	<b>1986-</b>
<b>Robbins, Tootie (T), East Carolina</b>	<b>1982-</b>	Stovall, Jerry (DB), LSU	1963-71
Roberts, Hal (P), Houston	1974	Stringer, Scott (DB), California	1974
Roland, John (RB), Missouri	1966-72	Strofolino, Mike (LB), Villanova	1966-68
Rosema, Rocky (LB), Michigan	1968-71	Sugar, Leo (DE), Purdue	1960
Rowe, Bob (DT), Western Michigan	1967-75	Swanson, Eric (WR), Tennessee	1986
Roy, Frank (G), Utah	1966	Swider, Larry (P), Pittsburgh	1980
Rozier, Bob (DE), Cal-Berkeley	1979	Symank, John (DB), Florida	1963
Rudolph, Council (DE), Kentucky St.	1973-75	<b>—T—</b>	
<b>Ruether, Mike (C), Texas</b>	<b>1986-</b>	Taylor, Mike (T), USC	1973
Rushing, Marion (LB), So. Ill.	1962-65	Thaxton, Jim (TE), Tennessee St.	1978
<b>—S—</b>			
<b>Saddler, Rod (DT), Texas A&amp;M</b>	<b>1987-</b>	Thomas, Earl (WR), Houston	1974-75
Sanders, Lonnie (DB), Michigan St.	1968-69	Thompson, Ken (WR), Utah St.	1982-83
<b>Sargent, Broderick (RB), Baylor</b>	<b>1986-</b>	Thompson, Norm (DB), Utah	1971-76
Sauls, Mac (DB), Southwest Texas St.	1968-69	Thompson, Ricky (WR), Baylor	1982
Scales, Hurlies (DB), North Texas State	1974	Thornton, Bill (RB), Nebraska	1963-65, 67
Schmesing, Joe (DE), New Mexico St.	1968-71	Thornton, Bruce (DE), Illinois	1982
Schmitt, George (S), Delaware	1983	Thurman, Dennis (FS), Southern California	1986
Schubert, Eric (K), Pittsburgh	1986	Tilley, Pat (WR), Louisiana Tech	1976-86
Schwartz, Don (DB), Washington St.	1981	Times, Ken (DT), Southern	1981
Scott, Carlos (C), Texas-El Paso	1983-85	Tipton, Gregg (QB), Hawaii	1987
Scott, Ed (FS), Grambling	1987	Toibert, Jim (DB), Lincoln (MO)	1973-75
<b>Scotts, Colin (DT), Hawaii</b>	<b>1987-</b>	Towns, Robert (DB), Georgia	1960
Seabron, Thomas (LB), Michigan	1980	Townsend, Curtis (LB), Arkansas	1978
Sebro, Bob (G), Colorado	1982	Tracey, John (LB), Texas A&M	1960
Sensibaugh, Mike (DB), Ohio State	1976-78	Triplett, Wm. (RB), Miami (Ohio)	1962-63, 65-66
Severson, Jeff (DB), Long Beach St.	1976-77	Turner, Herschel (G-T), Kentucky	1964-65
Shivers, Roy (RB), Utah State	1966-72	<b>—U—</b>	
<b>Sharpe, Luis (T), UCLA</b>	<b>1982-84, 85-</b>	Upshaw, Marvin (DT), Trinity (TX)	1976
Shaw, Dennis (QB), San Diego St.	1974-75	<b>—V—</b>	
Shaffer, Craig (LB), Indiana State	1982-84	Van Galder, Tim (QB), Iowa State	1972-74
Shelby, Willie (RB), Alabama	1978	Vatterott, Charles (T), S.W. Texas St.	1987
Shumann, Mike (WR), Florida St.	1982-83	<b>—W—</b>	
Shy, Don (RB), San Diego St.	1973	Walker, Charles (DT-DE), Duke	1964-72
<b>Sikahema, Var (RB/KR), Brigham Young</b>	<b>1986-</b>	Walker, Quentin (RB), Virginia	1984-85
Silas, Sam (DT), Southern Illinois	1963-67	Washington, Eric (DB), Texas-El Paso	1972-73
		Washington, Lionel (DB), Tulane	1983-86

Player—Position—College	Years
Wehrli, Roger (DB), Missouri	1969-82
Welter, Tom (G/T), Nebraska	1987-
West, Jeff (P), Cincinnati	1975
West, William (DB), Oregon	1960-61
Wheeler, Ted (G), West Texas St.	1967-68
Whitaker, Bill (DB), Missouri	1983-84
White, Paul (RB), Texas-El Paso	1970-71
White, Ray (LB), Syracuse	1975-77
Wicks, Bob (WR), Utah State	1972
Willard, Ken (RB), North Carolina	1974
Williams, Bobby (DB), Central St. (OK)	1966-67
Williams, Clyde (T), Southern	1967-71
Williams, Dave (E), Washington	1967-71
Williams, Eric (LB), USC	1977-82
Williams, Gerard (CB), Langston	1980
Williams, Herb (DB), Southern	1981-82
Williams, Jamie (TE), Nebraska	1983
Willingham, Larry (DB), Auburn	1971-72, 76
Wilson, Larry (DB), Utah	1960-72

Player—Position—College	Years
Wilson, Mike (DB), Western Illinois	1969
Withrow, Cal (C), Kentucky	1974
Woffley, Ron (RB), West Virginia	1985-
Wood, Mike (P/K), SE Missouri St.	1978-79
Woodshick, Tom (RB), West Virginia	1972
Woodson, Abe (DB), Illinois	1965-66
Woolsey, Rolly (DB), Boise St.	1978
Wortman, Keith (G), Nebraska	1976-81
Wright, Charles (CB), Tulsa	1987
Wright, Nate (DB), San Diego St.	1969-70
Wright, Steve (T), Alabama	1972
Wyche, Sam (QB), Furman	1976

—Y—

Yankowski, Ron (DE), Kansas State	1971-80
Young, Bob (G), Howard Payne	1972-79
Young, Lonnie (FS), Michigan State	1985-

—Z—

Zook, John (DE), Kansas	1976-79
-------------------------	---------



The Football Cardinals, a charter member of the National Football League, boast the distinction of being the oldest continuously run professional football franchise in the nation.

Reflecting the rich tradition of the franchise, 12 members of the Cardinals have been enshrined in the Pro Football Hall of Fame. They are Charles Bidwill, Guy Chamberlin, Jimmy Conzelman, Paddy Driscoll, Walt Kiesling, Curley Lambeau, Dick "Night Train" Lane, Ollie Matson, Ernie Nevers, Jim Thorpe, Charley Trippi and Larry Wilson. Wilson was the most recent selection in 1978.

Founded by the late Chris O'Brien in 1898, the team began as a group which gathered to play football on Chicago's south side. The team gained longstanding identification when O'Brien, finding a bargain, bought used jerseys from the University of Chicago.

The jerseys were faded maroon in color, prompting O'Brien to declare: "That's not maroon, it's Cardinal red!" And with that statement, the club's permanent nickname was born.

With their popularity growing in the Chicago area, the Cardinals eventually became one of 11 charter members of the American Professional Football League (forerunner of the NFL) in 1920. Under new head coach Norman Barry, the Cardinals outdistanced a field of 20 teams to win their first NFL championship in 1925.

A Chicago dentist, Dr. David Jones, purchased the team in 1929. In his very first year of ownership, he coaxed running back Nevers out of retirement to become player-coach. Still in his prime, the 26-year-old Nevers scored 40 points on six touchdowns and four extra points in an historic 40-6 win over the Bears on Thanksgiving Day in 1929. After guiding the Cardinals to a 16-14-3 record in three seasons, the legendary Nevers retired as both coach and player in 1932.

Nevers' departure also marked the arrival of a new club owner. Charles W. Bidwill, Sr., a vice president of the Chicago Bears, purchased the Cardinals for Jones' asking price of \$50,000. Bidwill divested himself of his Bears' holdings, as a new Cardinals' era began.

However, the team sorely missed Nevers' magic on the field. The Cardinals endured difficult years in the 1930's and early 1940's before success was finally realized in 1947. Coached by Jim Conzelman and featuring a "dream backfield" of Paul Christman, Marshall Goldberg, Pat Harder and Charley Trippi, the Cardinals stormed to the Western Division title and a 28-21 victory over the Philadelphia Eagles in the NFL Championship Game that year.

But the 1947 championship season was bittersweet for the Cardinals' organization, as the April death of Bidwill deprived the owner of witnessing the club's first NFL crown in 22 years. With his passing, Bidwill's widow, Violet, assumed control of the franchise.

Upon Mrs. Bidwill's death 15 years later, control moved to sons Charles W. Bidwill, Jr. and William V. Bidwill.

In 1972, William Bidwill and his family gained sole ownership, with William becoming managing general partner. On July 1, 1979, incorporation of the company was accomplished with Bidwill continuing as chief executive officer.

After 14 years in the city, the Cardinals brought their first championship to St. Louis in 1974. The Big Red captured the NFC Eastern Division flag under head coach Don Coryell and advanced to the playoffs with a 10-4 record. However, the Cardinals lost to the Minnesota Vikings, 30-14, in their first playoff appearance since 1948.

Again in 1975, Coryell provided St. Louis with a division title but another playoff loss, this time to the Rams in Los Angeles, 35-23.

The Cardinals next appeared in the playoffs in 1982, when coach Jim Hanifan's club lost a first-round game at Green Bay, 41-16. In 1984, an offensively explosive St. Louis team narrowly missed the playoffs — and the NFC East title — with a 9-7 record. However, the Cardinals stumbled to a 5-11 mark in 1985, prompting Hanifan's dismissal and the hiring of long-time Dallas Cowboys' assistant Gene Stallings as the team's new head coach.

After 28 years in St. Louis, the Cardinals relocated to Arizona in the spring of 1988 and made Sun Devil Stadium on the campus of Arizona State University their new home.



## NFL HISTORY

- September 17, 1920 **Chicago Cardinals and Decatur (Ill.) Staley's**  
August 27, 1921 Green Bay Packers  
January 28, 1922 Decatur Staley's transferred to Chicago Bears  
August 1, 1925 New York Glants; Detroit (withdrew July 27, 1927); reinstated Aug. 12, 1928; declared inactive July 12, 1930; Portsmouth franchise moved to Detroit June 30, 1934
- July 8, 1932 Inactive Boston franchise transferred to syndicate headed by George Preston Marshall. Named Boston Braves, changed to Redskins in 1933
- July 8, 1933 Pittsburgh Steelers  
July 9, 1933 Philadelphia Eagles (Bert Bell awarded franchise forfeited by Frankford Yellowjackets)
- February 13, 1937 Boston franchise transferred to Washington Redskins  
April 6, 1943 Cleveland Rams (suspended operation for one season; resumed operations April 19, 1944)
- April 19, 1944 Boston Yanks (merged with Brooklyn Tigers April 10, 1945; NFL cancels Boston franchise and awards franchise to Ted Collins as the New York Bulldogs, later the Yanks January 21, 1949; league purchases assets of Yanks, awards franchise to Dallas Texans Jan. 19, 1952; franchise transferred to Baltimore Jan. 23, 1953)
- January 12, 1946 Cleveland Rams transferred to Los Angeles Rams  
December 9, 1949 Baltimore Colts, Cleveland Browns, San Francisco 49ers join the NFL from the AAC. Baltimore disbanded following 1950 season
- January 23, 1953 Baltimore (see Boston Yanks above)  
August 14, 1959 AFL organization meeting: New York, Dallas, Denver, Los Angeles, Minneapolis, Houston
- October 28, 1959 Buffalo Bills admitted to AFL  
November 22, 1959 Boston Patriots admitted to AFL  
January 27, 1960 Minneapolis withdraws from AFL  
January 28, 1960 Dallas Cowboys awarded NFL franchise for 1960; Minnesota Vikings awarded NFL franchise for 1961
- January 30, 1960 Oakland Raiders admitted to AFL  
March 13, 1960 **Chicago Cardinals transferred to St. Louis**  
February 10, 1961 AFL Los Angeles Chargers transferred to San Diego  
February 8, 1963 AFL Dallas Texans transferred to Kansas City Chiefs  
June 30, 1965 Atlanta Falcons awarded NFL franchise for 1968  
August 16, 1965 Miami Dolphins awarded AFL franchise for 1966  
June 8, 1966 NFL and AFL agree to form combined league of 24 teams under title of NFL, with regular season competition to begin in 1970. Preseason games and the Super Bowl to begin in 1967. Pete Rozelle named Commissioner
- November 1, 1966 New Orleans Saints awarded NFL franchise for 1967  
May 24, 1967 Cincinnati Bengals awarded AFL franchise for 1968  
May 17, 1970 Baltimore, Cleveland and Pittsburgh agree to join AFL teams to form American Conference, while remaining teams form National Conference
- April 24, 1974 Tampa Bay Buccaneers awarded NFL franchise for 1976  
June 4, 1974 Seattle Seahawks awarded NFL franchise for 1976  
March 15, 1988 **St. Louis Cardinals transferred to Phoenix**



## SEATTLE SEAHAWKS

August 4 at Seattle, 7:30 p.m. (Preseason)

11220 N.E. 53rd St., Seattle, WA 98033  
 President/General Manager: Mike McCormack  
 Head Coach: Chuck Knox (6th season)  
 Public Relations: Gary Wright  
 Office Phone: (206) 827-9777  
 Home Stadium: Kingdome (64,984)  
 Team Colors: Blue, Green and Silver  
 Division: AFC West  
 1987 Record: 9-6 (2nd place)



<b>1987 Scoring Leaders:</b>	85 points
Norm Johnson, K	60 points
Curt Warner, RB	48 points
Steve Largent, WR	
<b>1987 Rushing Leaders:</b>	
Curt Warner, RB	234 att./985 yards/8 TD
John L. Williams, FB	113 att./500 yards/1 TD
<b>1987 Passing Leaders:</b>	
Dave Krieg	294 att./178 comp./2131 yards/23 TD
<b>1987 Receiving Leaders:</b>	
Steve Largent, WR	58 rec./912 yards/8 TD
John L. Williams, FB	38 rec./420 yards/3 TD
Ray Butler, WR	33 rec./465 yards/5 TD

## NEW ORLEANS SAINTS

August 12 at Sun Devil Stadium, 7:30 p.m. (Preseason)

1500 Poydras St., New Orleans, LA 70112  
 Managing General Partner: Thomas Benson, Jr.  
 President/General Manager: Jim Finks  
 Head Coach: Jim Mora (3rd season)  
 Public Relations: Greg Sull  
 Office Phone: (504) 522-1500  
 Home Stadium: Louisiana Superdome (69,723)  
 Team Colors: Old Gold, Black, and White  
 Division: NFC West  
 1987 Record: 12-3 (2nd place)



<b>1987 Scoring Leaders:</b>	121 points
Morten Andersen, K	48 points
Dalton Hilliard, RB	
<b>1987 Rushing Leaders:</b>	
Rueben Mayes, RB	243 att./917 yards/5 TD
Dalton Hilliard, RB	123 att./508 yards/7 TD
<b>1987 Passing Leaders:</b>	
Bobby Hebert	294 att./164 comp./2119 yards/15 TD
<b>1987 Receiving Leaders:</b>	
Eric Martin, WR	44 rec./778 yards/7 TD
Mike Jones, WR	27 rec./420 yards/3 TD
Dalton Hilliard, RB	23 rec./264 yards/1 TD

## MINNESOTA VIKINGS

August 21 at Sun Devil Stadium, 5:00 p.m. (Preseason)

9520 Viking Drive, Eden Prairie, MN 55344  
 President: Max Winter  
 Executive Vice-President/General Manager: Mike Lynn  
 Head Coach: Jerry Burns (3rd season)  
 Public Relations: Merrill Swanson  
 Office Phone: (612) 828-6500  
 Home Stadium: Hubert H. Humphrey Metrodome (63,000)  
 Team Colors: Purple, Gold and White  
 Division: NFC Central  
 1987 Record: 8-7 (2nd place)



<b>1987 Scoring Leaders:</b>	75 points
Chuck Nelson, K	42 points
Anthony Carter, WR	42 points
D.J. Dozier, RB	
<b>1987 Rushing Leaders:</b>	
Darrin Nelson, RB	131 att./642 yards/2 TD
Alfred Anderson, FB	68 att./319 yards/2 TD
<b>1987 Passing Leaders:</b>	
Wade Wilson	264 att./140 comp./2106 yards/14 TD
Tommy Kramer	81 att./40 comp./452 yards/4 TD
<b>1987 Receiving Leaders:</b>	
Anthony Carter, WR	38 rec./922 yards/7 TD
Steve Jordan, TE	35 rec./490 yards/2 TD
Darrin Nelson, RB	26 rec./129 yards/0 TD

## KANSAS CITY CHIEFS

August 25 at Kansas City, 5:30 (Preseason)

One Arrowhead Drive, Kansas City, MO 64129  
 Owner: Lamar Hunt  
 President: Jack Steadman  
 Head Coach: Frank Gansz (2nd season)  
 Public Relations: Gary Heise  
 Office Phone: (816) 924-9300  
 Home Stadium: Arrowhead Stadium (78,067)  
 Team Colors: Red Gold and White  
 Division: AFC West  
 1987 Record: 4-11 (5th place)



<b>1987 Scoring Leaders:</b>	83 points
Nick Lowery, K	42 points
Carlos Carson, WR	
<b>1987 Rushing Leaders:</b>	
Christian Okoye, RB	157 att./660 yards/3 TD
Herman Heard, FB	82 att./466 yards/3 TD
<b>1987 Passing Leaders:</b>	
Bill Kenney	273 att./154 comp./2107 yards/15 TD
<b>1987 Receiving Leaders:</b>	
Carlos Carson, WR	55 rec./1044 yards/7 TD
Stephone Paige, WR	43 rec./707 yards/4 TD

## CINCINNATI BENGALS

September 4 at Cincinnati, 10:00 a.m.

200 Riverfront Stadium, Cincinnati, OH 45202  
President: John Sawyer  
General Manager: Paul E. Brown  
Head Coach: Sam Wyche (5th season)  
Public Relations: Allan Heim  
Office Phone: (513) 621-3550  
Home Stadium: Riverfront Stadium (59,754)  
Team Colors: Black, Orange, and White  
Division: AFC Central  
1987 Record: 4-11 (4th place)



### 1987 Scoring Leaders:

Jim Breech, K 97 points  
Larry Kinnebrew, FB 48 points

### 1987 Rushing Leaders:

Larry Kinnebrew, FB 145 att./570 yards/8 TD  
Stanford Jennings, RB 70 att./314 yards/1 TD  
James Brooks, RB 94 att./290 yards/1 TD

### 1987 Passing Leaders:

Boomer Esiason 440 att./240 comp./3321 yards/16 TD

### 1987 Receiving Leaders:

Eddie Brown, WR 44 rec./608 yards/3 TD  
Stanford Jennings, RB 35 rec./277 yards/2 TD  
Cris Collinsworth, WR 31 rec./494 yards/0 TD

## DALLAS COWBOYS

September 12 at Sun Devil Stadium, 6:00 p.m.

October 30 at Dallas, 11:00 a.m.

One Cowboys Parkway, Irving, TX 75063  
General Partner: H.R. Bright  
President and General Manager: Texas E. Schramm  
Head Coach: Tom Landry (29th season)  
Public Relations: Doug Todd  
Office Phone: (215) 556-9900  
Home Stadium: Texas Stadium (63,855)  
Team Colors: Royal Blue, Metallic Silver, Blue, and White  
Division: NFC East  
1987 Record: 7-8 (2nd place)



### 1987 Scoring Leaders:

Roger Ruzek, K 92 points  
Herschel Walker, RB 48 points

### 1987 Rushing Leaders:

Herschel Walker, RB 209 att./891 yards/7 TD  
Tony Dorsett, RB 130 att./456 yards/1 TD

### 1987 Passing Leaders:

Danny White 362 att./215 comp./2617 yards/12 TD

### 1987 Receiving Leaders:

Herschel Walker, RB 60 rec./715 yards/1 TD  
Mike Renfro, WR 46 rec./662 yards/4 TD  
Doug Cosbie, TE 36 rec./421 yards/3 TD

## TAMPA BAY BUCCANEERS

September 18 at Tampa, 10:00 a.m.

One Buccaneer Place, Tampa, FL 33607  
Owner/President: Hugh F. Culverhouse  
Vice-President/Head Coach: Ray Perkins (2nd season)  
Public Relations: Rick Odioso  
Office Phone: (813) 876-2700  
Home Stadium: Tampa Stadium (74,315)  
Team Colors: Florida Orange, White, and Red  
Division: NFC Central  
1987 Record: 4-11 (3rd place)



### 1987 Scoring Leaders:

Donald Igwebuike, K 66 points  
Gerald Carter, WR 30 points

### 1987 Rushing Leaders:

James Wilder, FB 106 att./488 yards/0 TD  
Don Smith, RB 100 att./309 yards/2 TD

### 1987 Passing Leaders:

Steve DeBerg 275 att./159 comp./1891 yards/14 TD  
Vinny Testaverde 165 att./71 comp./1081 yards/5 TD

### 1987 Receiving Leaders:

Gerald Carter, WR 38 rec./588 yards/5 TD  
Calvin Magee, TE 34 rec./424 yards/3 TD  
Mark Carrier, WR 26 rec./423 yards/3 TD

## WASHINGTON REDSKINS

September 25 at Sun Devil Stadium, 1:00 p.m.

October 16 at Washington, 10:00 a.m.

Redskins Park, 13832 Redskin Drive, Herndon, VA 22071  
Chairman of the Board: Jack Kent Cooke  
General Manager: Bobby Beathard  
Head Coach: Joe Gibbs (7th season)  
Public Relations: Charlie Dayton  
Office Phone: (703) 471-9100  
Home Stadium: RFK Memorial Stadium (55,750)  
Team Colors: Burgundy and White  
Division: NFC East  
1987 Record: 11-4 (1st place)



### 1987 Scoring Leaders:

Ali Haji-Sheikh, K 68 points  
Gary Clark, WR 42 points

### 1987 Rushing Leaders:

George Rogers, RB 163 att./613 yards/6 TD  
Kelvin Bryant, RB 77 att./406 yards/1 TD

### 1987 Passing Leaders:

Jay Schroeder 267 att./129 comp./1878 yards/12 TD  
Doug Williams 143 att./81 comp./1156 yards/11 TD

### 1987 Receiving Leaders:

Gary Clark, WR 56 rec./1066 yards/7 TD  
Kelvin Bryant, RB 43 rec./490 yards/5 TD  
Art Monk, WR 38 rec./483 yards/6 TD  
Ricky Sanders, WR 37 rec./630 yards/3 TD

## LOS ANGELES RAMS

October 2 at Anaheim, 1:00 p.m.

2327 West Lincoln Avenue, Anaheim, CA 92801  
President: Georgia Frontiere  
Administrator-Football Operations: Jack Faulkner  
Head Coach: John Robinson (6th season)  
Public Relations: John Oswald  
Office Phone: (714) 535-7267  
Home Stadium: Anaheim Stadium (69,007)  
Team Colors: Royal Blue, Gold, and White  
Division: NFC West  
1987 Record: 6-9 (3rd place)



### 1987 Scoring Leaders:

Mike Lanford, PK  
Charles White, RB

87 points  
66 points

### 1987 Rushing Leaders:

Charles White, RB  
Eric Dickerson, RB  
Jon Francis, RB

324 att./1374 yards/11 TD  
60 att./277 yards/1 TD  
35 att./138 yards/0 TD

### 1987 Passing Leaders:

Jim Everett

302 att./162 comp./2064 yards/10 TD

### 1987 Receiving Leaders:

Henry Ellard, WR  
Ron Brown, WR

51 rec./799 yards/3 TD  
26 rec./521 yards/2 TD

## PITTSBURGH STEELERS

October 9 at Sun Devil Stadium, 1:00 p.m.

Three Rivers Stadium, 300 Stadium Circle,  
Pittsburgh, PA 15212  
Chairman of the Board: Arthur J. Rooney, Sr.  
President: Daniel M. Rooney  
Head Coach: Chuck Noll (20th season)  
Public Relations: Dan Edwards  
Office Phone: (412) 323-1200  
Home Stadium: Three Rivers Stadium (59,000)  
Team Colors: Black and Gold  
Division: AFC Central  
1987 Record: 8-7 (3rd place)



### 1987 Scoring Leaders:

Gary Anderson, K  
Rodney Carter, RB  
Mark Malone, QB  
Frank Pollard, FB

87 points  
18 points  
18 points  
18 points

### 1987 Rushing Leaders:

Earnest Jackson, RB  
Frank Pollard, RB  
Walter Abercrombie, RB

180 att./696 yards/1 TD  
128 att./536 yards/3 TD  
123 att./459 yards/2 TD

### 1987 Passing Leaders:

Mark Malone

336 att./156 comp./1896 yards/6 TD

### 1987 Receiving Leaders:

John Stallworth, WR  
Walter Abercrombie, RB

41 rec./521 yards/2 TD  
24 rec./209 yards/0 TD

## CLEVELAND BROWNS

October 23 at Sun Devil Stadium, 1:00 p.m.

Tower B, Cleveland Stadium, Cleveland, Ohio 44114  
President: Arthur B. Modell  
Head Coach: Marty Schottenheimer (4th season)  
Public Relations: Kevin Byrne  
Office Phone: (216) 696-5555  
Home Stadium: Cleveland Stadium (80,098)  
Team Colors: Seal Brown, Orange and White  
Division: AFC Central  
1987 Record: 10-5 (1st place)



### 1987 Scoring Leaders:

Jeff Jaeger, K  
Ernest Byner, FB  
Webster Slaughter, WR

75 points  
60 points  
42 points

### 1987 Rushing Leaders:

Kevin Mack, RB  
Ernest Byner, FB

201 att./735 yards/5 TD  
105 att./432 yards/8 TD

### 1987 Passing Leaders:

Bornio Kosar

389 att./241 comp./3033 yards/22 TD

### 1987 Receiving Leaders:

Ernest Byner, FB  
Webster Slaughter, WR  
Brian Brennan, WR

52 rec./552 yards/2 TD  
47 rec./806 yards/7 TD  
43 rec./607 yards/6 TD

## SAN FRANCISCO 49ERS

November 6 at Sun Devil Stadium, 2:00 p.m.

711 Nevada St., Redwood City, CA 94061  
Owner/Chairman of the Board: Edward J. DeBartolo, Jr.  
Head Coach: Bill Walsh (10th season)  
Public Relations: Jerry Walker  
Office Phone: (415) 365-3420  
Home Stadium: Candlestick Park (61,891)  
Team Colors: Forty Niners Gold and Scarlet  
Division: NFC West  
1987 Record: 13-2 (1st place)



### 1987 Scoring Leaders:

Jerry Rice, WR  
Ray Werschling, K

138 points  
83 points

### 1987 Rushing Leaders:

Roger Craig, RB  
Joe Cribbs, RB  
Tom Rathman, FB

215 att./815 yards/3 TD  
70 att./300 yards/1 TD  
62 att./257 yards/1 TD

### 1987 Passing Leaders:

Joe Montana

398 att./266 comp./3054 yards/31 TD

### 1987 Receiving Leaders:

Roger Craig, RB  
Jerry Rice, WR

66 rec./492 yards/1 TD  
85 rec./1078 yards/22 TD

## NEW YORK GIANTS

November 13 at Sun Devil Stadium, 2:00 p.m.  
December 4 at New York, 11:00 a.m.

Giants Stadium, East Rutherford, N.J. 07073  
President: Wellington T. Mara  
Head Coach: Bill Parcells (5th season)  
Public Relations: Ed Croke  
Office Phone: (201) 935-8111  
Home Stadium: Giants Stadium (76,891)  
Team Colors: Blue, Red and White  
Division: NFC East  
1987 Record: 6-9 (5th place)



### 1987 Scoring Leaders:

Raul Allegre, K  
Mark Bavaro, TE

76 points  
48 points

### 1987 Rushing Leaders:

Joe Morris, RB  
George Adams, RB

193 att./658 yards/3 TD  
61 att./169 yards/1 TD

### 1987 Passing Leaders:

Phil Simms

282 att./163 comp./2230 yards/17 TD

### 1987 Receiving Leaders:

Mark Bavaro, TE  
George Adams, RB  
Lionel Manuel, WR

55 rec./867 yards/8 TD  
35 rec./298 yards/1 TD  
30 rec./545 yards/6 TD

## HOUSTON OILERS

November 20 at Houston, 11:00 a.m.

6910 Fannin St., 3rd Floor, Houston, TX 77030  
President: K.S. (Bud) Adams, Jr.  
Executive Vice-President/General Manager:  
Ladd K. Herzog  
Head Coach: Jerry Glanville (4th season)  
Public Relations: Chip Namias  
Office Phone: (713) 797-9111  
Home Stadium: Houston Astrodome (50,599)  
Team Colors: Columbia Blue, Scarlet and White  
Division: AFC Central  
1987 Record: 9-6 (2nd place)



### 1987 Scoring Leaders:

Tony Zendejas, K  
Ernest Givins, WR  
Draw Hill, WR

92 points  
36 points  
36 points

### 1987 Rushing Leaders:

Mike Rozier, RB  
Allen Pinkett, RB

229 att./957 yards/3 TD  
31 att./149 yards/2 TD

### 1987 Passing Leaders:

Warren Moon

368 att./184 comp./2806 yards/21 TD

### 1987 Receiving Leaders:

Ernest Givins, WR  
Draw Hill, WR  
Mike Rozier, RB

53 rec./933 yards/6 TD  
49 rec./989 yards/6 TD  
27 rec./192 yards/0 TD

## PHILADELPHIA EAGLES

November 27 at Philadelphia, 11:00 a.m.  
December 10 at Sun Devil Stadium, 2:00 p.m.

Veterans Stadium, Broad St. & Pattison Avenue,  
Philadelphia, PA 19148  
Owner: Norman Braman  
Vice-President/CEO: Harry Gamble  
Head Coach: Buddy Ryan (3rd season)  
Public Relations: Ron Howard  
Office Phone: (215) 463-2300  
Home Stadium: Veterans Stadium (66,592)  
Team Colors: Kelly Green, Silver, and White  
Division: NFC East  
1987 Record: 7-8 (4th place)



### 1987 Scoring Leaders:

Paul McFadden, K  
Mike Quick, WR

84 points  
66 points

### 1987 Rushing Leaders:

Randall Cunningham, QB  
Anthony Toney, RB  
Keith Byars, FB

76 att./505 yards/3 TD  
127 att./473 yards/5 TD  
116 att./426 yards/3 TD

### 1987 Passing Leaders:

Randall Cunningham

406 att./223 comp./2786 yards/23 TD

### 1987 Receiving Leaders:

Mike Quick, WR  
Anthony Toney, RB  
John Spagnola, TE

46 rec./790 yards/11 TD  
39 rec./341 yards/1 TD  
36 rec./350 yards/2 TD

## GREEN BAY PACKERS

December 18 at Sun Devil Stadium, 2:00 p.m.

1265 Lombard Ave., Green Bay, WI 54307  
President/CEO: Robert Parins  
Executive Vice-President Football Operations: Tom Braatz  
Head Coach: Lindy Infante (1st season)  
Public Relations: Lee Remmel  
Office Phone: (414) 494-2351  
Home Stadium: Lambeau Field (57,091)  
Milwaukee County Stadium (56,051)  
Team Colors: Dark Green, Gold and White  
Division: NFC Central  
1987 Record: 5-9-1 (3rd place)



### 1987 Scoring Leaders:

Max Zendejas, K  
Brent Fullwood, RB

61 points  
30 points

### 1987 Rushing Leaders:

Kenneth Davis, RB  
Brent Fullwood, RB

109 att./413 yards/3 TD  
84 att./274 yards/5 TD

### 1987 Passing Leaders:

Randy Wright  
Don Majowski

247 att./132 comp./1507 yards/6 TD  
127 att./55 comp./875 yards/5 TD

### 1987 Receiving Leaders:

Walter Stanley, WR  
Frankie Neal, WR  
Phillip Epps, WR

38 rec./672 yards/3 TD  
36 rec./420 yards/3 TD  
34 rec./516 yards/2 TD

# 1987 GAME-BY-GAME



## GAME September 13

1

Busch Stadium 47,241

St. Louis 24 - Dallas 13

Riding the last-minute heroics of Neil Lomax and Roy Green, the Cardinals rallied from a 13-3 deficit to pin the Cowboys with only their second season-opening loss in the past 23 years. St. Louis unleashed a three-touchdown barrage in the game's final two minutes, with Lomax rifling TD bullets of 16 and 22 yards to Green in claiming a 17-13 edge with 53 seconds left. Earl Ferrell sealed the victory with a 15-yard scoring burst 34 seconds later. With defensive ends Curtis Greer (three sacks) and Colin Scotts (two) leading the charge, the Cards feasted on Dallas quarterback Danny White for eight sacks. And St. Louis' starting secondary accounted for 34 tackles, with strong safety Leonard Smith pounding out a team-high 12.

### Scoring Summary

Cowboys	0	6	0	7	13
Cardinals	3	0	0	21	24

**STL-1-3:08** FG Gallery 23

**DAL-2-2:37** FG Ruzek 22

**DAL-2-14:32** FG Ruzek 29

**DAL-4-1:42** Banks 20 pass from White (Ruzek kick)

**STL-4-13:02** Green 16 pass from Lomax (Gallery kick)

**STL-4-14:07** Green 22 pass from Lomax (Gallery kick)

**STL-4-14:41** Ferrell 15 run (Gallery kick)

### TEAM STATISTICS

	Cowboys	Cardinals
First Downs	19	20
Rushes-Yards	32-125	27-108
Net Passing Yards	197	252
Total Net Yards	322	360
Passing (A-C-I)	33-21-0	33-17-0
Sacks-Yards	3-18	8-59
Punting	8-46.0	8-45.0
Fumbles-Lost	1-1	1-0
Penalties	5-34	6-38
Time of Possession	34:38	25:22

### Rushing

Cowboys: Walker 13-62, Dorsett 18-60, White 1-3

Cardinals: Ferrell 10-71, Mitchell 14-41, Lomax 3(-)-4

### Passing

Cowboys: White 32-20-256

Cardinals: Lomax 33-17-270

### Receiving

Cowboys: Walker 7-90, Cosbie 4-44, Renfro 4-42,

Dorsett 2-49, Banks 1-20, Fowler 1-6, Barksdale 1-5

Cardinals: J.T. Smith 5-78, Green 4-90, Novacek 4-43,

Mitchell 2-35, Holmes 2-24

## GAME September 20

2

Jack Murphy Stadium 47,988

San Diego 28 - St. Louis 24

The Cardinals came within a whisker of overhauling San Diego in a gut-churning 28-24 loss. After spotting the Chargers a 28-0 cushion at intermission, the Cards roared back with 24 unanswered points in the final half. Neil Lomax, who obliterated the club's single-game record for attempts (61) in completing 32 passes for 457 yards and three touchdowns, drove St. Louis to the Chargers' five-yard line with 32 seconds left. But four straight incompletions — the final one a dropped pass by fullback Earl Ferrell that had winning touchdown written all over it — pulled the plug on a remarkable comeback bid. In the most productive offensive display since Dec. 16, 1984 (29-27 loss at Washington), the Cardinals cranked out 471 total yards and 412 net passing yards in defeat.

### Scoring Summary

Cardinals	0	0	10	14	24
Chargers	14	14	0	0	28

**SD-1-2:35** James 81 punt return (Abbott kick)

**SD-1-5:24** Anderson 5 run (Abbott kick)

**SD-2-4:16** Chandler 26 pass from Fouts (Abbott kick)

**SD-2-13:32** James 7 run (Abbott kick)

**STL-3-8:17** Green 8 pass from Lomax (Gallery kick)

**STL-3-13:58** FG 38 Gallery

**STL-4-7:35** Novacek 21 pass from Lomax (Gallery kick)

**STL-4-13:12** Mitchell 17 pass from Lomax (Gallery kick)

### TEAM STATISTICS

	Cardinals	Chargers
First Downs	24	17
Rushes-Yards	20-59	37-130
Net Passing Yards	412	152
Total Net Yards	471	282
Passing (A-C-I)	61-32-1	19-13-1
Sacks-Yards	0-0	4-45
Punting	3-39.0	6-45.0
Fumbles-Lost	2-1	3-1
Penalties	5-13	3-27
Time of Possession	32:40	27:20

### Rushing

Cardinals: Mitchell 13-42, Ferrell 5-15, Lomax 2-2

Chargers: Anderson 19-79, Spencer 12-34, James 2-14, Adams 1-4, Fouts 3(-)-1

### Passing

Cardinals: Lomax 61-32-457

Chargers: Fouts 19-13-152

### Receiving

Cardinals: Green 7-139, Novacek 7-101,

J.T. Smith 6-92, Mitchell 5-54, Ferrell 4-32,

Holmes 3-39

Chargers: Chandler 5-77, James 3-27, Anderson 2-28,

Holohan 1-12, Winslow 1-8, Spencer 1-0

**GAME** October 4

3

RFK Stadium 27,728

**Washington 28 - St. Louis 21**

Saddled with a 28-14 fourth-quarter deficit, the Cardinals stormed back to nearly tie the Redskins in regulation. Linebacker Peter Noga's 60-yard interception return for a touchdown shaved the margin to seven points (28-21) with 12:07 left, but three successive St. Louis offensive series proved fruitless. Quarterback Shawn Halloran marched the Cardinals 82 yards on 11 plays in the final two minutes, including a four-yard completion to fullback Earl Ferrell who was tackled at the Washington four-yard line as time expired. St. Louis' defense was battered for 450 yards, with Redskins' wide receiver Anthony Allen catching seven passes for a club-record 255 yards, including touchdown grabs of 88, 48 and 34 yards.

**Scoring Summary**

<b>Cardinals</b>	0	7	7	7	21
<b>Redskins</b>	7	7	14	0	28

WASH-1-13:40 Allen 34 pass from Rubbert (Toibin kick)  
**STL-2-5:32** Ferrell 1 run (Staurovsky kick)  
 WASH-2-5:55 Allen 88 pass from Rubbert (Toibin kick)  
**STL-3-6:59** Ferrell 1 run (Staurovsky kick)  
 WASH-3-9:36 Vital 1 run (Toibin kick)  
 WASH-3-11:58 Allen 48 pass from Rubbert (Toibin kick)  
**STL-4-2:53** Noga 60 interception return (Staurovsky kick)

**TEAM STATISTICS**

	<b>Cardinals</b>	<b>Redskins</b>
First Downs	27	18
Rushes-Yards	44-167	32-118
Net Passing Yards	231	334
Total Net Yards	398	450
Passing (A-C-I)	35-16-0	24-14-1
Sacks-Yards	0-0	1-6
Punting	6-37.0	5-30.8
Fumbles-Lost	1-0	0-0
Penalties	5-35	6-54
Time of Possession	36:55	23:05

**Rushing**

**Cardinals:** Ferrell 27-87, Sargent 14-78, Brown 1-9, Halloran 2(-7)  
**Redskins:** Vital 27-82, Rubbert 4-29, Holman 2-7

**Passing**

**Cardinals:** Halloran 35-16-258  
**Redskins:** Rubbert 24-14-334

**Receiving**

**Cardinals:** J.T. Smith 6-116, T. Johnson 4-97, Ferrell 3-13, Brown 2-16, Green 1-16  
**Redskins:** Allen 7-255, McEwen 4-43, T. Wilson 1-23, Jessie 1-8, R. Johnson 1-5

**GAME** October 11

4

Busch Stadium 11,795

**St. Louis 24 - New Orleans 19**

The Cardinals equaled a NFL record with two fumble recoveries for touchdowns in beating the Saints at Busch Stadium. St. Louis was limited to four net passing yards (3-of-10), the fifth lowest total in club history and the second fewest yards since 1940. And to add insult to injury, the Cards set a franchise record with zero passing first downs. However on the positive side, cornerback Mark Jackson uncorked a 77-yard fumble return for a touchdown in the first quarter and strong safety Leonard Smith followed suit with a 29-yard fumble return for a score in the second period as the Cards breezed to a 17-6 halftime advantage. Jackson's 77-yarder was St. Louis' longest fumble return for a TD in 18 years and the third longest in club history. In all, the Cardinals induced four Saints' turnovers and blocked one PAT.

**Scoring Summary**

<b>Saints</b>	0	6	6	7	19
<b>Cardinals</b>	10	7	0	7	24

**STL-1-6:38** Jackson 77 fumble recovery (Staurovsky kick)  
**STL-1-14:11** FG Staurovsky 24  
**STL-2-9:18** Smith 29 fumble recovery (Staurovsky kick)  
 NO-2-14:42 Martin 5 pass from Ingram (kick failed)  
 NO-3-10:31 Beverly 3 run (kick failed)  
**STL-4-4:01** Garza 2 run (Staurovsky kick)  
 NO-4-8:04 Beverly 5 run (Cofer kick)

**TEAM STATISTICS**

	<b>Saints</b>	<b>Cardinals</b>
First Downs	29	10
Rushes-Yards	48-213	31-139
Net Passing Yards	155	4
Total Net Yards	368	143
Passing (A-C-I)	36-17-1	10-3-1
Sacks-Yards	1-7	3-27
Punting	2-43.0	5-35.0
Fumbles-Lost	4-3	0-0
Penalties	8-70	11-72
Time of Possession	39:35	20:25

**Rushing**

**Saints:** Beverly 35-139, Fourcade 5-57, Rodenberger 5-16, Ingram 2-14, Barnhardt 1(-13)  
**Cardinals:** McAdoo 19-91, Ferrell 8-37, Garza 3-13, Halloran 1(-2)

**Passing**

**Saints:** Fourcade 34-16-177, Ingram 2-1-5  
**Cardinals:** Halloran 7-2-5, Garza 3-1-6

**Receiving**

**Saints:** Marlin 7-101, Dawsey 3-19, Waters 2-33, Scott 2-14, O'Neal 2-9, Rodenberger 1-6  
**Cardinals:** J.T. Smith 2-5, McAdoo 1-6

**GAME** October 18

5

Candlestick Park 38,094

**San Francisco 34 - St. Louis 28**

Squandering a 21-7 second-quarter lead, the Cardinals fell victim to the passing artistry of Pro Bowl quarterback Joe Montana in losing a heart-banger in San Francisco. Montana dissected Gene Stallings' club with the precision of a surgeon in threading 31 of 39 attempts for 334 yards and four TDs. The 49er great tied a Cardinal opponent completion record in the process, equaling the 31 by Atlanta's Steve Bartkowski in 1980. His three-yard TD strike to tight end Ron Heller with 4:39 left broke a 28-28 deadlock and sealed the Cards' fate. In defeat, rookie free agent Derrick McAdoo squirted free for 111 yards and three TDs on 23 carries for the Cardinals. He scored on runs of one, six and one yards in becoming the first Cardinal to rush for three TDs in a game in seven years (Wayne Morris at New Orleans, 10/5/80).

**Scoring Summary**

Cardinals	7	14	7	0	28
Giants	0	14	7	13	34

**STL-1-9:48** McAdoo 1 run (Gallery kick)**STL-2-4:08** Johnson 36 pass from Garza (Gallery kick)**SF-2-7:16** Clark 22 pass from Montana (Brockhaus kick)**STL-2-12:04** McAdoo 6 run (Gallery kick)**SF-2-14:07** Clark 8 pass from Montana (Brockhaus kick)**SF-3-7:47** Craig 1 run (Brockhaus kick)**STL-3-15:00** McAdoo 1 run (Gallery kick)**SF-4-2:31** Craig 36 pass from Montana (Brockhaus kick)**SF-4-10:21** Heller 3 pass from Montana (kick failed)**TEAM STATISTICS****Cardinals** **49ers**

First Downs	18	28
Rushes-Yards	36-160	32-121
Net Passing Yards	164	327
Total Net Yards	324	448
Passing (A-C-I)	17-10-2	39-31-2
Sacks-Yards	1-7	1-13
Punting	2-54.0	2-33.7
Fumbles-Lost	3-1	1-1
Penalties	5-30	7-60
Time of Possession	28:29	31:31

**Rushing****Cardinals:** McAdoo 23-111, Ferrell 7-22, Garza 5-18,

Johnson 1-9

**49ers:** Craig 17-71, Dubose 7-24, Montana 5-19,

Sydney 3-7

**Passing****Cardinals:** Garza 17-10-177**49ers:** Montana 39-31-334**Receiving****Cardinals:** J. T. Smith 7-96, Johnson 2-73, Harris 1-8**49ers:** Clark 9-99, Craig 7-99, Francis 6-46,

Dubose 4-37, Greer 3-44, Heller 2-9

**GAME** October 25

6

Giants Stadium 74,391

**N.Y. Giants 30 - St. Louis 7**

St. Louis was muzzled to only 51 yards on 19 carries by the Giants' stonewall defense in suffering a humiliating 30-7 loss. The Cardinals coughed up four turnovers (two fumbles, two interceptions) during the afternoon, including three first-half miscues that led to a 17-0 New York cushion at intermission. Only an 18-yard touchdown pass from Neil Lomax to tight end Jay Novacek with 1:55 left spared the embarrassment of a shutout. The Cards' passing defense was blistered for 253 yards and three TDs by Giants' quarterback Phil Simms, who completed 17 of 21 passes in another Super-Bowl-like performance. Lomax connected on 86.7 percent of his passes (15-17) for 172 yards and one TD in the second half.

**Scoring Summary**

Cardinals	0	0	0	7	7
Giants	14	3	3	10	30

**NYG-1-4:14** Bavaro 3 pass from Simms (Allegre kick)**NYG-1-10:34** Manuel 16 pass from Simms (Allegre kick)**NYG-2-12:24** FG Allegre 28**NYG-3-11:54** FG Allegre 35**NYG-4-8:33** Manuel 38 pass from Simms (Allegre kick)**NYG-4-11:14** FG Allegre 323**STL-4-13:05** Novacek 18 pass from Lomax (Gallery kick)**TEAM STATISTICS****Cardinals****Giants**

First Downs	19	21
Rushes-Yards	19-51	43-162
Net Passing Yards	257	232
Total Net Yards	308	394
Passing (A-C-I)	32-23-2	21-17-0
Sacks-Yards	3-21	5-23
Punting	5-38.0	4-45.8
Fumbles-Lost	3-2	2-1
Penalties	7-63	6-40
Time of Possession	24:22	35:38

**Rushing****Cardinals:** Mitchell 12-39, Lomax 3-17, McAdoo 1-5,

Ferrell 3(-10)

**Giants:** Morris 22-88, Adams 5-24, Baker 1-18,

Rouson 7-18, Carthon 5-17, Galbreath 1-0,

Simms 2(-3)

**Passing****Cardinals:** Lomax 32-23-280**Giants:** Simms 21-17-253**Receiving****Cardinals:** Green 5-72, Mitchell 5-49, Novacek 4-53,

J. T. Smith 3-49, Ferrell 3-31, Wolfley 1-15,

McAdoo 1-6, Johnson 1-5

**Giants:** Adams 6-78, Bavaro 3-38, Manuel 2-54,

Mowatt 2-38, McConkey 1-31, Morris 1-9,

Robinson 1-9, Galbreath 1(-4)



Plunging into fourth place in the NFC Eastern Division standings with a 2-5 record, the Cardinals lost to the Eagles in the final seconds. Trailing 21-6 in the third quarter, St. Louis forged ahead with 17 unanswered points on a Jim Gallery career-best 43-yard field goal and Neil Lomax touchdown passes to wide receiver J.T. Smith (14 yards) and tight end Robert Awalt (8 yards). But the Cards' 23-21 lead was short-lived, as Philadelphia blazed 70 yards on eight plays in 60 seconds, with Randall Cunningham hitting wide receiver Gregg Garrity with a nine-yard scoring strike at the 0:50 mark for the game winner. The loss spoiled two brilliant receiving efforts by Smith (10-112, 1 TD) and Awalt (9-97, 1 TD).

**Scoring Summary**

Eagles	0	7	14	7	28
Cardinals	6	0	7	10	23

- STL-1-10:20** Ferrell 8 run (kick blocked)
- PHIL-2-8:58** Carter 22 pass from Cunningham (McFadden kick)
- PHIL-3-4:45** Byars 2 run (McFadden kick)
- PHIL-3-10:02** Jackson 70 pass from Cunningham (McFadden kick)
- STL-3-14:35** J.T. Smith 14 pass from Lomax (Gallery kick)
- STL-4-1:32** FG Gallery 43
- STL-4-13:10** Awalt 8 pass from Lomax (Gallery kick)
- PHIL-4-14:10** Garrity 9 pass from Cunningham (McFadden kick)

**TEAM STATISTICS**

	Eagles	Cardinals
First Downs	14	27
Rushes-Yards	21-62	31-177
Net Passing Yards	266	232
Total Net Yards	328	409
Passing (A-C-I)	33-17-1	50-29-3
Sacks-Yards	7-56	4-25
Punting	5-50.8	4-37.8
Fumbles-Lost	3-1	1-0
Penalties	5-50	3-27
Time of Possession	21:36	38:24

**Rushing**

- Eagles: Toney 7-27, Cunningham 5-20, Byars 8-17, Jackson 1-(2)
- Cardinals: Ferrell 8-79, Mitchell 18-57, Lomax 3-25, Cater 1-11, Wolfley 1-5

**Passing**

- Eagles: Cunningham 32-17-291, Carter 1-0-0
- Cardinals: Lomax 50-29-288

**Receiving**

- Eagles: Toney 4-67, Spagnola 3-47, Byars 3-14, Quick 2-35, Tautalatasi 2-27, Jackson 1-70, Carter 1-22, Garrity 1-9
- Cardinals: J.T. Smith 10-112, Awalt 9-97, Mitchell 5-18, Ferrell 2-25, Holmes 1-16, Green 1-13, Johnson 1-7



Saddled with a 28-3 deficit after three periods, the Cardinals launched the greatest fourth-quarter comeback in NFL history in overhauling the Buccaneers with 28 unanswered points in the final 15 minutes. Quarterback Neil Lomax, who completed 69.4 percent of his passes (25-36) for 314 yards and three touchdowns on the afternoon, led the barrage with some celestial numbers in the fourth quarter. During that stanza alone, Lomax hit on 10 of 13 attempts for 164 yards and three TDs. And while the Cards were scoring four TDs in a 12-minute tizzy, their defense was suffocating Tampa Bay's offense. The Bucs were held to 34 yards on 11 plays during that stretch, with their three series ending in two punts and a James Wilder fumble that was recovered by St. Louis linebacker Niko Noga and returned 23 yards for a touchdown. Tampa Bay finally mounted a 10-play, 57-yard drive in the waning moments, but Donald Igwebuikwe's 53-yard field goal attempt kissed the crossbar on the game's last play.

**Scoring Summary**

Buccaneers	7	7	14	0	28
Cardinals	0	3	0	28	31

- TB-1-14:38** Carrier 5 pass from DeBerg (Igwebuikwe kick)
- TB-2-9:50** Carter 3 pass from DeBerg (Igwebuikwe kick)
- STL-2-14:40** FG Gallery 31
- TB-3-5:01** Smith 34 pass from DeBerg (Igwebuikwe kick)
- TB-3-13:09** Smith 3 run (Igwebuikwe kick)
- STL-4-2:18** Awalt 4 pass from Lomax (Gallery kick)
- STL-4-3:21** Noga 23 fumble recovery (Gallery kick)
- STL-4-6:42** Smith 11 pass from Lomax (Gallery kick)
- STL-4-13:59** Smith 17 pass from Lomax (Gallery kick)

**TEAM STATISTICS**

	Bucs	Cardinals
First Downs	26	26
Rushes-Yards	33-83	31-137
Net Passing Yards	294	278
Total Net Yards	377	415
Passing (A-C-I)	37-23-0	36-25-1
Sacks-Yards	4-36	1-9
Punting	3-39.0	1-39.0
Fumbles-Lost	1-0	2-1
Penalties	8-72	11-123
Time of Possession	28:46	31:14

**Rushing**

- Buccaneers: Wilder 11-49, Smith 19-48, DeBerg 1-(1), Howard 1-(3), Hill 1-(10)
- Cardinals: Mitchell 17-79, Ferrell 9-33, Lomax 4-23, Wolfley 1-2

**Passing**

- Buccaneers: DeBerg 37-23-303
- Cardinals: Lomax 36-25-314

**Receiving**

- Buccaneers: Wilder 6-87, Carter 6-82, Hill 4-56, Smith 3-43, Howard 2-19, Magee 1-11, Carrier 1-5
- Cardinals: Awalt 9-124, Smith 8-96, Mitchell 4-58, Holmes 4-36

**GAME** November 15

9

Busch Stadium 27,730

**L.A. Rams 27 - St. Louis 24**

The Cardinals, helplessly watching the Rams launch a textbook 23-play, 94-yard drive in the final 11 minutes, were derailed by Mike Lansford's 20-yard field goal with no time remaining. St. Louis was flattened for a season-high 239 rushing yards by the Rams. Charles White led the ground assault, ramming inside for an all-time Cardinal opponent record of 213 yards on 34 carries (the old mark was 208 by Eric Dickerson at Busch Stadium, 11/4/84). Offensively, the Cardinals were paced by Mitchell's rushing (14-78, 1 TD) and Lomax's passing (18-27, 168 yds., 1 TD).

**Scoring Summary**

Rams	14	0	10	3	27
<b>Cardinals</b>	3	14	7	0	24

LA-1-3:05 White 47 run (Lansford kick)

**STL-1-7:30** FG Gallery 44

LA-1-9:59 Johnson 10 pass from Everett (Lansford kick)

**STL-2-7:00** Mitchell 5 run (Gallery kick)**STL-2-14:27** Awalt 19 pass from Lomax**STL-3-0:11** McAdoo fumble recovery in end zone (Gallery kick)

LA-3-8:36 Gray punt blocked recovery in end zone (Lansford kick)

LA-3-14:46 FG Lansford 28

LA-4-14:57 FG Lansford 20

**TEAM STATISTICS**

	<b>Rams</b>	<b>Cardinals</b>
First Downs	21	19
Rushes-Yards	44-239	24-124
Net Passing Yards	144	156
Total Net Yards	383	280
Passing (A-C-I)	26-14-1	29-19-0
Sacks-Yards	3-29	1-10
Punting	3-37.0	4-34.8
Fumbles-Lost	3-1	1-1
Penalties	4-15	3-20
Time of Possession	33:06	26:54

**Rushing**

Rams: White 34-213, Guman 6-20, Everett 3-8, Bell 1-(-2)

**Cardinals:** Mitchell 14-78, Ferrell 9-44, McAdoo 1-2**Passing**

Rams: Everett 26-14-154

**Cardinals:** Lomax 27-18-168, Mitchell 2-1-17**Receiving**

Rams: Brown 3-78, Ellard 3-20, Johnson 2-23, Hill 2-13, White 2-8, House 1-7, Guman 1-5

**Cardinals:** Ferrell 5-62, Awalt 5-42, Mitchell 5-34,

Smith 2-29, Wolley 1-16, Green 1-2

**GAME** November 22

10

Veterans Stadium 55,592

**St. Louis 31, Philadelphia 19**

The Cardinals, clinging to NFL Wild-Card Playoff hopes, buried the Eagles with a 24-point second quarter. St. Louis, fueled by the golden touch of Neil Lomax, churned out 318 yards and 16 first downs in the first half enroute to an insurmountable 31-3 lead at intermission. It was the third-most points (31) ever scored by a Cardinal team in the first half, and marked the club's largest lead (28 points) in a game since 1983 (31-0 win vs. Philadelphia). Lomax completed 14 of 20 passes for 254 yards and three touchdowns during that first-half binge. Fullback Earl Ferrell rumbled for 76 yards on 14 carries, including a 35-yard touchdown gallop that was the longest run from scrimmage in his six-year career.

**Scoring Summary**

<b>Cardinals</b>	7	24	0	0	31
<b>Eagles</b>	3	0	7	9	19

PHIL-1-2:19 FG McFadden 44

**STL-1-5:27** Green 20 pass from Lomax (Gallery kick)**STL-2-0:52** Smith 6 pass from Lomax (Gallery kick)**STL-2-8:47** FG Gallery 20**STL-2-13:15** Smith 32 pass from Lomax (Gallery kick)**STL-2-14:38** Ferrell 35 run (Gallery kick)

PHIL-3-3:08 Quick 16 pass from Cunningham (McFadden kick)

PHIL-4-0:38 Quick 27 pass from Cunningham (McFadden kick)

PHIL-4-13:11 Safety, Cater stepped out of bounds

**TEAM STATISTICS**

	<b>Cardinals</b>	<b>Eagles</b>
First Downs	18	17
Rushes-Yards	38-92	20-60
Net Passing Yards	232	240
Total Net Yards	324	300
Passing (A-C-I)	30-18-2	51-26-2
Sacks-Yards	6-32	5-31
Punting	7-26.3	8-37.9
Fumbles-Lost	2-1	4-1
Penalties	5-38	10-85
Time of Possession	30:09	29:51

**Rushing****Cardinals:** Ferrell 14-76, Mitchell 17-26, Awalt 1-(-1), Lomax 5-(-1), Cater 1-(-8)**Eagles:** Cunningham 4-43, Toney 8-10, Byars 7-4, Jackson 1-3**Passing****Cardinals:** Lomax 30-18-263**Eagles:** Cunningham 51-26-272**Receiving****Cardinals:** J.T. Smith 5-74, Mitchell 4-31, Awalt 3-57,

Ferrell 2-47, Johnson 2-28, Green 2-26

**Eagles:** Quick 7-90, Toney 5-29, Spagnola 4-28,

Tautalata 4-25, Jackson 3-51, Byars 1-21,

Garrity 1-20, Giles 1-8

**GAME** November 30

111 Fulton Co. Stadium 15,909

**St. Louis 34 - Atlanta 21**

The Cardinals thundered to a season-high 476 yards in defeating the Falcons, 34-21. It was a milestone win for the Cards, marking the first time they have scrolled back-to-back wins during Gene Stallings' two-year tenure as head coach. What's more, it was the club's first two road victories in succession since 1984. Neil Lomax carved up the Falcons for 279 yards and two touchdowns on 16-of-25 passing in propelling St. Louis to a 24-14 halftime edge. It was Lomax's second-most productive half of his career. His prime receiver was J.T. Smith, who tied a career-high with 10 catches for 109 yards. Earl Ferrell rushed for 58 yards on 13 carries, including a pair of one-yard touchdown runs. Ferrell, however, stretched ligaments in his left knee in the second half, sidelining him for the remainder of the season.

**Scoring Summary**

Cardinals	14	10	10	0	34
Falcons	7	7	0	7	21

**STL-1-8:16** Johnson 49 pass from Lomax (Gallery kick)

ATL-1-13:26 Riggs 1 run (Luckhurst kick)

**STL-1-14:33** Awalt 25 pass from Lomax (Gallery kick)**STL-2-9:04** Ferrell 1 run (Gallery kick)

ATL-2-12:15 Matthews 25 pass from Campbell (Luckhurst kick)

**STL-2-13:47** FG Gallery 29**STL-3-3:52** FG Gallery 29**STL-3-13:18** Ferrell 1 run (Gallery kick)

ATL-4-4:18 Matthews 4 pass from Campbell (Luckhurst kick)

**TEAM STATISTICS**

	Cardinals	Falcons
First Downs	24	18
Rushes-Yards	33-113	27-120
Net Passing Yards	363	147
Total Net Yards	476	267
Passing (A-C-I)	42-25-1	39-15-1
Sacks-Yards	3-34	1-6
Punting	3-34.3	5-47.2
Fumbles-Lost	2-1	3-3
Penalties	9-68	1-15
Time of Possession	34:44	25:16

**Rushing****Cardinals:** Ferrell 13-58, Wolfley 7-16, Mitchell 7-15

Lomax 3-15, McAdoo 3-9

**Falcons:** Riggs 15-60, Settle 9-44, Campbell 2-16,

Donnelly 1-0

**Passing****Cardinals:** Lomax 42-25-369

Falcons: Campbell 39-15-181

**Receiving****Cardinals:** J.T. Smith 10-109, Awalt 5-81, Ferrell 4-52,

Green 3-62, Johnson 1-49, Wolfley 1-10, Mitchell 1-6

**Falcons:** Matthews 7-115, Dixon 3-25, Johnson 2-27,

Emery 1-6, Riggs 1-4, Settle 1-4

**GAME** December 6

112 Busch Stadium 31,324

**Washington 34, St. Louis 17**

St. Louis saw a 14-10 halftime lead disintegrate as the Redskins clinched the division title with a 21-point third quarter flurry at Busch Stadium. The Cardinals assumed eye-bulging leads in first downs (16-3), yardage (237-130) and time of possession (19:37-10:23) by intermission, but Washington stormed off the deck with 145 rushing yards in the final half. Halfback Stump Mitchell starred in defeat, rushing for 101 yards on 20 carries, and catching a three-yard touchdown pass from Neil Lomax. But the Redskins received sterling performances by running back George Rogers (30-134 rushing) and wide receiver Gary Clark (5-130, 1 TD).

**Scoring Summary**

Redskins	10	0	21	3	34
Cardinals	0	14	3	0	17

WASH-1-11:22 Clark 84 pass from Schroeder (Sheik kick)

WASH-1-14:22 FG Haji-Sheikh 22

**STL-2-1:39** Mitchell 3 pass from Lomax (Gallery kick)**STL-2-14:12** Smith 4 pass from Lomax (Gallery kick)**STL-3-4:06** FG Gallery 48

WASH-3-8:49 Schroeder 7 run (Haji-Sheikh kick)

WASH-3-10:32 Rogers 6 run (Haji-Sheikh kick)

WASH-3-14:37 Didier 19 pass from Schroeder

(Haji-Sheikh kick)

WASH-4-11:17 FG Haji-Sheikh 40

**TEAM STATISTICS**

	Redskins	Cardinals
First Downs	18	21
Rushes-Yards	41-180	26-128
Net Passing Yards	231	195
Total Net Yards	411	323
Passing (A-C-I)	25-13-1	39-21-0
Sacks-Yards	5-46	1-4
Punting	4-42.3	6-42.0
Fumbles-Lost	2-2	2-2
Penalties	4-51	10-85
Time of Possession	31:05	28:55

**Rushing****Redskins:** Rogers 30-134, Schroeder 8-27, Griffin 3-19**Cardinals:** Mitchell 20-101, Wolfley 5-16, Lomax 1-11**Passing****Redskins:** Schroeder 25-13-235**Cardinals:** Lomax 39-21-241**Receiving****Redskins:** Clark 5-130, Monk 3-23, Sanders 2-56, Griffin 2-7, Didier 1-19**Cardinals:** J.T. Smith 7-65, Green 6-90, Awalt 3-32,

Mitchell 2-28, Wolfley 2-13, Johnson 1-13

The Cardinals, buoyed by Stump Mitchell's season-high 111 yards rushing and Vai Sikahema's 76-yard punt return for a touchdown, zoomed to a 27-10 halftime lead and then repelled a late Giants' rally in hoisting their record to 6-7. With his 111-yard outburst, Mitchell became the first player to rush for 100 yards against the Giants' regulars in 36 games (Eric Dickerson, 24-101, 11/3/85). His effort also marked the first time a Cardinal back had strung together consecutive 100-yard rushing days since Otis Anderson in 1983. Sikahema was brilliant on special teams, returning two punts for 96 yards, and returning two kickoffs for 67 yards. Reserve safety Travis Clunis intercepted his fifth pass of the season, with his theft squelching the Giants' final drive with 1:35 left.

**Scoring Summary**

Giants	7	3	7	7	24
Cardinals	14	13	0	0	27

- STL-1-1:08** Sikahema 76 punt return (Del Greco kick)
- NYG-1-5:30** Bavaro 11 pass from Simms (Allegre kick)
- STL-1-7:55** Wolfley 6 run (Del Greco kick)
- NYG-2-4:03** FG Allegre 29
- STL-2-9:25** Awalt 20 pass from Lomax (Del Greco kick)
- STL-2-13:50** Mitchell 6 run (kick failed)
- NYG-3-6:48** Manuel 14 pass from Simms (Allegre kick)
- NYG-4-2:08** Morris 1 run (Allegre kick)

**TEAM STATISTICS**

	Giants	Cardinals
First Downs	23	23
Rushes-Yards	16-62	38-158
Net Passing Yards	335	164
Total Net Yards	397	322
Passing (A-C-I)	48-30-1	30-17-0
Sacks-Yards	4-26	4-24
Punting	4-47.3	6-42.2
Fumbles-Lost	2-1	1-0
Penalties	7-50	5-40
Time of Possession	24:44	35:16

**Rushing**

- Giants: Morris 10-36, Galbreath 1-15, Adams 5-11
- Cardinals: Mitchell 26-111, Green 1-26, Wolfley 4-21, Sargent 4-12, Lomax 2(-4), Awalt 1(-8)

**Passing**

- Giants: Simms 48-30-359
- Cardinals: Lomax 30-17-190

**Receiving**

- Giants: Bavaro 11-137, Galbreath 5-47, McConkey 4-72, Turner 4-56, Adams 3-10, Manuel 2-27, Rouson 1-10
- Cardinals: Awalt 5-78, J.T. Smith 4-40, Mitchell 4-13, Sargent 2-19, Green 1-23, Holmes 1-17

St. Louis reeled off 31 unanswered points to erase an early 7-0 deficit enroute to a convincing 31-14 win at Tampa Bay. It was the Cards' largest margin of victory in three years (33-10 at New England, 12/2/84) and marked the first time they had won three straight road games since 1982. Quarterback Neil Lomax threaded 22 of 29 passes for 233 yards and three TDs, and completed 16 of his final 17 attempts. During the torrid stretch, he connected on 12 passes in a row to equal the club record he previously shared with Jim Hart. Other individual highlights included wide receiver J.T. Smith tying his own club single-season reception record (80) with five catches for 54 yards vs. Tampa Bay, and halfback Stump Mitchell equaling the Cardinals' all-time record for most consecutive 100-yard rushing games with his third straight century effort (23-101). Defensively, where it forced four Buccaneer turnovers and sacked Vinny Testaverde six times, St. Louis received sterling performances from cornerback Cedric Mack (3 tackles, 3 pass def., 2 fum. rec., 1 intc.), end Freddie Joe Nunn (three sacks) and linebacker E.J. Junior (4 tackles, 1 sack, 1 intc., 1 forced fum.).

**Scoring Summary**

Cardinals	7	7	10	7	31
Buccaneers	7	0	0	7	14

- TB-1-4:39** Hall 1 pass from Testaverde (Igwebuike kick)
- STL-2-1:03** Novacek 15 pass from Lomax (Del Greco kick)
- STL-2-13:57** J.T. Smith 8 pass from Lomax (Del Greco kick)
- STL-3-4:08** FG Del Greco 28
- STL-3-11:34** Awalt 5 pass from Lomax (Del Greco kick)
- STL-4-2:28** Mitchell 5 run (Del Greco kick)
- TB-4-14:15** Carter 26 pass from Testaverde (Igwebuike kick)

**TEAM STATISTICS**

	Cardinals	Bucs
First Downs	24	19
Rushes-Yards	34-134	31-163
Net Passing Yards	217	207
Total Net Yards	351	370
Passing (A-C-I)	30-22-1	38-16-2
Sacks-Yards	6-33	3-16
Punting	5-41.0	7-37.1
Fumbles-Lost	1-1	5-2
Penalties	10-65	7-55
Time of Possession	30:43	29:17

**Rushing**

- Cardinals: Mitchell 23-101, Wolfley 5-17, Lomax 1-9, Green 1-B, McAdoo 3-1, Stoudt 1(-2)
- Buccaneers: Wilder 10-80, Smith 14-40, Testaverde 2-19, Howard 3-15, Hunter 1-5, Hill 1-4

**Passing**

- Cardinals: Lomax 29-22-233, Stoudt 1-0-0
- Buccaneers: Testaverde 38-16-240

**Receiving**

- Cardinals: Mitchell 6-41, Green 5-86, J.T. Smith 5-54, Awalt 3-15, Dallas 2-22, Novacek 1-15
- Buccaneers: Carter 5-116, Hill 4-74, Smith 3-25, Hall 2-10, Magee 1-8, Howard 1-7

Trailing 21-16 and facing a second-and-nine from the Dallas 22-yard line with two minutes remaining, the Cardinals appeared on the threshold of their first playoff appearance since 1982. But a 10-yard penalty for an illegal man downfield, followed by an incompletion, an eight-yard sack, and another incompletion, and coach Gene Stallings' club returned to St. Louis with an ulcerating five-point loss. The Cards out-gained Dallas by whopping margins in yards (422-285), first downs (26-17) and time of possession (33:45-26:15). But in a game that mirrored the 1987 campaign, it was missed opportunities that deprived St. Louis. Six times they ventured to the Cowboys' 20-yard line, and only once did the Cardinals cash in a touchdown. In defeat, Neil Lomax passed for 314 yards in completing 28 of 54 attempts, while J.T. Smith caught a career-high 11 passes for 102 yards, and Roy Green added seven catches for 112 yards.

**Scoring Summary**

<b>Cardinals</b>	3	7	0	6	16
<b>Cowboys</b>	0	14	0	7	21

- STL-1-5:04** FG Del Greco 32
- DAL-2-0:03** Walker 11 run (Ruzek kick)
- DAL-2-13:06** Walker 11 run (Ruzek kick)
- STL-2-14:40** J.T. Smith 2 pass from Lomax (Del Greco kick)
- STL-4-2:46** FG Del Greco 28
- DAL-4-4:47** Pelluer 5 run (Ruzek kick)
- STL-4-9:27** FG Del Greco 37

**TEAM STATISTICS**

	<b>Cardinals</b>	<b>Cowboys</b>
First Downs	26	17
Rushes-Yards	30-126	34-163
Net Passing Yards	296	122
Total Net Yards	422	285
Passing (A-C-I)	55-28-1	22-10-0
Sacks-Yards	0-0	3-18
Punting	4-39.5	7-35.4
Fumbles-Lost	1-1	0-0
Penalties	7-65	9-55
Time of Possession	33:45	26:15

**Rushing**

**Cardinals:** Mitchell 22-91, Lomax 2-14, McAdoo 3-11, Wolfley 3-10  
**Cowboys:** Walker 25-137, Pelluer 7-22, Newsome 2-4

**Passing**

**Cardinals:** Lomax 54-28-314, Mitchell 1-0-0  
**Cowboys:** Pelluer 22-10-122

**Receiving**

**Cardinals:** J.T. Smith 11-102, Green 7-112, Novacek 4-42, Wolfley 3-14, Mitchell 2-30, T. Johnson 1-14  
**Cowboys:** Walker 3-50, Edwards 2-41, Renfro 2-13, Chandler 1-9, Newsome 1-5, Cosbie 1-4

**1987 WON-LOST BREAKDOWN**

	<b>W</b>	<b>L</b>	<b>T</b>	<b>Pct.</b>
<b>Overall</b>	7	8	0	.467
<b>Home</b>	4	3	0	.571
<b>Away</b>	3	5	0	.375
<b>vs. NFC</b>	7	7	0	.500
<b>vs. AFC</b>	0	1	0	.000
<b>vs. NFC East</b>	3	5	0	.375
<b>Artificial Turf</b>	5	5	0	.500
<b>Natural Turf</b>	2	3	0	.400



## FINAL 1987 SEASON

7-8-0

### RESULTS AND ATTENDANCE (Actual)

Sept. 13	DALLAS	W	24-13	47,241
20	at San Diego	L	24-28	47,988
Oct. 4	at Washington	L	21-28	27,728
11	NEW ORLEANS	W	24-19	11,795
18	at San Francisco	L	28-34	38,094
25	at Giants	L	7-30	74,391
Nov. 1	PHILADELPHIA	L	23-28	24,586
8	Tampa Bay	W	31-28	22,449
15	RAMS	L	24-27	27,730
22	at Philadelphia	W	31-19	55,592
29	at Atlanta	W	34-21	15,909
Dec. 6	WASHINGTON	L	17-34	31,324
13	GIANTS	W	27-24	29,623
20	at Tampa Bay	W	31-14	32,046
27	at Dallas	L	16-21	36,788

### TEAM STATISTICS

	Cardinals	Opponent
TOTAL FIRST DOWNS	325	306
Rushing	115	116
Passing	189	168
Penalty	21	22
3rd Down: Made/Att.	79/211	99/217
4th Down: Made/Att.	11/18	8/17
TOTAL NET YARDS	5326	5384
Avg. Per Game	355.1	358.9
Total Plays	1045	1023
Avg. Per Play	5.1	5.3
NET YARDS RUSHING	1873	2001
Avg. Per Game	124.9	133.4
Total Rushes	462	492
NET YARDS PASSING	3453	3383
Avg. Per Game	230.2	225.5
Tackled/Yards Lost	54/397	41/285
Gross Yards	3850	3668
Attempts Completions	529/305	490/276
Pct. of Completions	57.7	56.3
Had Intercepted	15	14
PUNTS/AVERAGE	70/38.0	74/41.2
NET PUNTING AVG.	29.6	32.1
PENALTIES YARDS	101/797	88/718
FUMBLES/BALL LOST	23/12	34/19
TOUCHDOWNS	46	48
Rushing	15	16
Passing	25	30
Returns	6	2

Score by Periods	1	2	3	4	OT	Total
Cardinals Total	67	127	61	107	0	362
Opp. Total	90	88	103	87	0	368

### SCORING

	TDR	TDP	TDR1	PAT	FG	S	TP
Gallery	0	0	0	30-31	9-19	0	57
J. Smith	0	8	0	0-0	0-0	0	48
Del Greco, G.B.-St.L.	0	0	0	19-20	9-15	0	46
Del Greco, St.L.	0	0	0	8-9	4-5	0	20
Ferrell	7	0	0	0-0	0-0	0	42
Awalt	0	6	0	0-0	0-0	0	36
Mitchell	3	2	0	0-0	0-0	0	30
Green	0	4	0	0-0	0-0	0	24
McAdoo	3	0	1	0-0	0-0	0	24
Novacek	0	3	0	0-0	0-0	0	18
T. Johnson	0	2	0	0-0	0-0	0	12
Staurovsky	0	0	0	6-6	1-3	0	9
Garza	1	0	0	0-0	0-0	0	6
Jackson	0	0	1	0-0	0-0	0	6
N. Noga	0	0	1	0-0	0-0	0	6
P. Noga	0	0	1	0-0	0-0	0	6
Le. Smith	0	0	1	0-0	0-0	0	6
Sikahema	0	0	1	0-0	0-0	0	6
Wolfley	1	0	0	0-0	0-0	0	6

<b>Cardinals Total</b>	15	25	6	44-46	14-27	0	362
Opp. Total	16	30	2	45-48	11-18	1	368

**SACKS:** Nunn 11.0, Greer 6.0; Clabby 4.5, N. Noga 3.0, Saddler 3.0, Garalczyk 2.5, Junior 2.0, Le. Smith 2.0, Scotts 2.0, Alvord 1.5, Bell 1.0, Galloway 1.0, Mack 1.0, Dulin 0.5, **Cardinals** 41.0, **Opponents** 54.0

### FIELD GOALS

	1-19	20-29	30-39	40-49	50+	Total
Del Greco, G.B.-St.	0-0	3-5	4-6	2-4	0-0	9-15
Gallery	0-0	4-5	2-7	3-7	0-0	9-19
Del Greco, St.L.	0-0	2-3	2-2	0-0	0-0	4-5
Staurovsky	0-0	1-2	0-0	0-1	0-0	1-3
<b>Cardinals Total</b>	0-0	7-10	4-9	3-8	0-0	14-27
Opp. Total	0-0	7-7	2-3	2-6	0-2	11-18

### RUSHING

	No.	Yds.	Avg.	LG	TD
Mitchell	203	781	3.8	42	3
Ferrell	113	512	4.5	351	7
McAdoo	53	230	4.3	17	3
Lomax	29	107	3.7	19	0
Sargent	18	90	5.0	16	0
Wolfley	26	87	3.3	8	1
Green	2	34	17.0	26	0
Garza	8	31	3.9	10	1
Ro. Brown	1	9	9.0	9	0
T. Johnson	1	9	9.0	9	0
Cater	2	3	1.5	11	0
Stoudt	1	-2	-2.0	-2	0
Awalt	2	-9	-4.5	-1	0
Halloran	3	-9	-3.0	2	0
<b>Cardinals Total</b>	462	1873	4.1	42	15
Opp. Total	492	2001	4.1	47	16

RECEIVING	No.	Yds.	Avg.	LG	TD
J.T. Smith	91	1117	12.3	38	8
Mitchell	45	397	8.8	39	2
Green	43	731	17.0	57	4
Awalt	42	526	12.5	35	6
Ferrell	23	262	11.4	36	0
Novacek	20	254	12.7	25	3
T. Johnson	15	308	20.5	49t	2
Holmes	11	132	12.0	23	0
Woffley	8	68	8.5	16	0
Sargent	2	19	9.5	10	0
Ro. Brown	2	16	8.0	9	0
McAdoo	2	12	6.0	6	0
Harris	1	8	8.0	8	0
<b>Cardinals Total</b>	<b>305</b>	<b>3850</b>	<b>12.6</b>	<b>57</b>	<b>25</b>
Opp. Total	276	3668	13.3	88t	30

INTERCEPTIONS	No.	Yds.	Avg.	LG	TD
Curtis	5	65	13.0	31	0
Mack	2	0	0.0	0	0
P. Noga	1	60	60.0	60t	1
Junior	1	25	25.0	25	0
Bell	1	13	13.0	13	0
Mathis	1	4	4.0	4	0
Carler	1	0	0.0	0	0
Saddler	1	0	0.0	0	0
Young	1	0	0.0	0	0
<b>Cardinals Total</b>	<b>14</b>	<b>167</b>	<b>11.9</b>	<b>60t</b>	<b>1</b>
Opp. Total	15	227	15.1	63	0

PUNTING	No.	Yds.	Avg.	TB	In 20	LG	Blk.
Horne, Cin.-St.L.	43	1730	40.2	7	6	57	0
Horne, St.L.	24	971	40.5	3	4	51	0
Cater	39	1470	37.7	2	10	68	1
Royals	6	222	37.0	0	2	46	0
<b>Cardinals Total</b>	<b>70</b>	<b>2663</b>	<b>38.0</b>	<b>5</b>	<b>16</b>	<b>68</b>	<b>1</b>
Opp. Total	74	3049	41.2	6	18	63	0

PASSING	Att.	Comp.	Yards	Pct.	Avg./Att.	TD	Pct. TD	Int.	Pct. Int.	LG	Sack/Lost	Rating
Lomax	463	275	3387	59.4	7.32	24	5.2	12	2.6	57	48/350	88.5
Halloran	42	18	263	42.9	6.26	0	0.0	1	2.4	49	5/34	54.0
Garza	20	11	183	55.0	9.15	1	5.0	2	10.0	38t	1/13	63.1
Mitchell	3	1	17	33.3	5.67	0	0.0	0	0.0	17	0/0	53.5
Stoudt	1	0	0	0.0	0.00	0	0.0	0	0.0	0	0/0	39.6
<b>Cardinals</b>												
Opp. Total	490	276	3668	56.3	7.49	30	6.1	14	2.9	88t	41/285	88.7

PUNT RETURNS	No.	FC	Yds.	Avg.	LG	TD
Sikahema	44	7	550	12.5	76t	1
<b>Cardinals Total</b>	<b>44</b>	<b>7</b>	<b>550</b>	<b>12.5</b>	<b>76t</b>	<b>1</b>
Opp. Total	36	8	489	13.6	81t	1

KICKOFF RETURNS	No.	Yds.	Avg.	LG	TD
Sikahema	34	761	22.4	50	0
McAdoo	23	444	19.3	30	0
Sargent	3	37	12.3	27	0
Ro. Brown	1	40	40.0	40	0
Ferrell	1	10	10.0	10	0
Holmes	1	25	25.5	25	0
<b>Cardinals Total</b>	<b>63</b>	<b>1317</b>	<b>20.9</b>	<b>50</b>	<b>0</b>
Opp. Total	59	1063	18.0	66	0

**Del Greco, G.B.-St.L.:** ( ); (32G,47N); ( ); ( ); ( ); (22G,37N,45G); (47N,36G); (39N,26N,47G); ( ); ( ); ( ); ( ); (27N); (28G); (32G,28G,37G)

**Gallery:** (23G); (29N,41N,38G); ( ); ( ); (32N,48N); ( ); (31N,43G); (38N,31G); (44G); (20G); (39N,44N,29G,29G); (40N,39N,48G)

**Staurovsky:** ( ); ( ); (25N,41N); (24G)

**Cardinals:** (23G); (29N,41N,38G); (25N,41N); (24G); (32N,48N); ( ); (31N,43G); (38N,31G); (44G); (20G); (39N,44N,29G); (40N,39N,48G); (27N); (28G); (32G,28G,37G)

**Opponents:** (22G,29G); ( ); (37N,42N) ( ); ( ); (28G,35G,32G); (47N,41N); (53N); (28G,20G); (44G); ( ); (22G,40G); (29G,53N) (49N)

# 1987 Rushing Game-by-Game

(Attempts - Yards - Average - Long - TD)

Game	Mitchell	Ferrell	Lomax	McAdoo	Wolfley	Sargent
9/13 DAL	14- 41-29- 7-0	10- 71 - 7.1 -21-0	3-(-4)-(-1.3)-0			
9/20 @ SD	13- 42-3.2- 8-0	5- 15 - 3.0 - 7-0	2- 3 - 2.0 - 2-0			
9/27 IND	Was not played					
10/4 @ WASH		27- 87 - 3.2 - 9-2				14-78-5.6-16-0
10/11 NO		7- 34 - 4.9 - 9-0		20- 94-4.7-17-0		
10/18 @ SF		7- 22 - 3.1 - 8-0		23-111-4.8-13-3		
10/25 @ NYG	12- 39-3.3-12-0	3-(-10)-(-3.0)-0	3- 17 - 5.7 -17-0	1- 5-5.0- 5-0		
11/1 PHIL	18- 57-3.2-12-0	8- 79 - 9.9 -32-1	3- 25 - 8.3 -18-0		1- 5-5.0-5-0	
11/8 TB	17- 79-4.6-10-0	9- 33 - 3.7 - 7-0	4- 23 - 5.8 -19-0		1- 2-2.0-2-0	
11/15 RAMS	14- 78-5.6-42-1	9- 44 - 4.9 - 9-0		1- 2-2.0- 2-0		
11/22 @ PHIL	17- 26-1.5- 9-0	14- 76 - 5.4 -35-1	5-(-)-(-0.2)-0		7-16-2.3-5-0	
11/29 @ ATL	7- 15-2.1- 4-0	13- 58 - 4.5 -15-2	3- 15 - 5.0 - 9-0	3- 9-3.0- 4-0	5-16-3.2-7-0	
12/6 WASH	20-101-5.1-35-0		1- 11 -11.0 -11-0		4-21-5.3-8-1	4-12-3.0- 5-0
12/13 NYG	26-111-4.3-12-1		2-(-4)-(-2.0)-0		5-17-3.4-6-0	
12/20 @ TB	23-101-4.4-12-1		1- 9 - 9.0 - 9-0	3- 1-0.3- 3-0	3-10-3.3-4-0	
12/27 @ DAL	22- 91-4.1-13-0		2- 14 - 7.0 -10-0	3- 11-3.6- 9-0		
<b>TOTALS</b>	<b>203-781-3.8-42-3</b>	<b>113-512- 4.5 -35-7</b>	<b>29-107-3.7-19-0</b>	<b>53-230-4.3-17-0</b>	<b>26-87-3.3-8-1</b>	<b>18-90-5.0-16-0</b>
Green 1-26-26.0-26-0	12/13 vs. NYG	Carter 1-(-8)-(-8.0)-0	11/1 vs. Phil		Awalt 1-(-1)-(-1.0)-0	11/22 Phil
1- 8- 8.0- 8.0-12/20 @ TB		1-11-11.0-11-0	11/22 @ Phil		1-(-8)-(-8.0)-0	12/13 vs. NYG
<b>2-34-17.0-26-0 Total</b>		<b>2- 3 - 1.5-11 -0 Total</b>			<b>2-(-9)-(-4.5)-0 Totals</b>	
Garza 3-13- 4.3- 8-1	10/11 vs. NO	Stoudt 1-(-2)-(-2.0)-0	12/20 @ TB		Halloran 2-(-7)-(-3.5)-0	10/4 @ Wash
5-18- 3.6-10-0	10/18 @ SF				1-(-2)-(-2.0)-0	10/11 vs. NO
<b>8-31- 3.9-10-1 Total</b>					<b>3-(-9)-(-3.0)-0 Total</b>	

Ron Brown 1- 9- 9.0- 9-0 10/4 @ Wash

T. Johnson 1- 9- 9.0- 9-0 10/18 @ SF

# 1987 Passing Game-by-Game

(Att. - Comp. - Yards - Pct. - TD - Int. - TKld/Lost)

Game	Lomax	Halloran	Garza
9/13 DAL	33- 17- 270-51.5- 2- 0- 3/18		
9/20 @ SD	61- 32- 457-52.5- 3- 1- 5/45		
9/27 INDY	Was not played		
10/4 @ WASH		35- 16- 258-45.7- 0- 0- 4/27	
10/11 NO		7- 2- 5-28.6- 0- 0- 1/7	
10/18 @ SF			3- 1- 6-33.3- 0- 0- 0/0
10/25 @ NYG	32- 23- 280-71.8- 1- 2- 5/23		17- 10- 177-58.8- 1- 2- 1/13
11/1 PHIL	50- 29- 288-58.0- 2- 2- 7/56		
11/8 TB	36- 25- 314-69.4- 3- 1- 4/36		
11/15 RAMS	27- 18- 168-66.7- 1- 0- 3/29		
11/22 @ PHIL	30- 18- 263-60.0- 3- 2- 5/31		
11/29 @ ATL	42- 25- 369-59.5- 2- 1- 1/6		
12/6 WASH	39- 21- 241-53.8- 2- 0- 5/46		
12/13 NYG	30- 17- 190-56.7- 1- 0- 4/26		
12/20 @ TB	29- 22- 233-75.9- 3- 1- 3/16		
12/27 @ DAL	54- 28- 314-51.9- 1- 1- 3/18		

**TOTALS** 529-275-3850-57.7-25-15-54/397

Halloran Totals 42-18-263-42.9-0-1-5/34

Garza Totals 20-11-183-55.0-1-2-1/13

Mitchell 2-1-17 11/15 vs. RAMS; 1-0-0 12/27 @ DAL

Stoudt 1-0-1 12/20 @ TB

# 1987 Receiving Game-By-Game

(Number - Yards - Average - Long - TD)

Game	Green	J.T. Smith	Ferrell	Mitchell	Await	Johnson
9/13 DAL	4- 90-22.5-44 -2	5- 78-15.6-18 -0		2- 35-17.5-25-0		
9/20 @ SD	7-139-19.9-57 -1	6- 91-15.3-23 -0	4- 32- 8.0-17-0	5- 54-10.8-20-1		
9/27 INDY	Was not played					
10/4 @ WASH	1- 16-16.0-16 -0	6- 116-19.3-38 -0	3- 13- 4.3-10-0			4- 97-24.3-49 -0
10/11 NO		2- 5- 2.5- 6-0				
10/18 @ SF		7- 96-13.7-26-0				2- 73-36.5-38-1
10/25 @ NYG	5- 72-14.4-19 -0	3- 49-16.3-20 -0	3- 31-10.3-19-0	5- 49- 9.8-13-0		1- 5- 5.0- 5-0
11/1 PHIL	1- 13-13.0-13 -0	10- 112-11.2-15 -1	2- 25-12.5-13-0	5- 18- 3.6-10-0	9- 97-10.8-35 -1	1- 7- 7.0- 7-0
11/8 TB		8- 96-12.0-17-2		4- 58-14.5-39-0	9-124-13.8-27 -1	
11/15 RAMS	1- 2- 2.0- 2-0	2- 29-14.5-19 -0	5- 62-12.4-24-0	5- 34- 6.8-13-0	5- 42- 8.4-19-1	2- 28-14.0-14 -0
11/22 @ PHIL	2- 26-13.0-20-1	5- 74-14.8-32-2	2- 47-23.5-34-0	4- 31- 7.8-21-0	3- 57-19.0-25 -0	1- 49-49.9-49 -0
11/29 @ ATL	3- 62-20.7-48 -0	10- 109-10.9-22 -0	4- 52-13.0-36-0	1- 6- 6.0- 6-0	5- 81-16.2-26 -1	1- 13-13.0-13 -0
12/6 WASH	6- 90-15.0-19 -0	7- 65- 9.3-16 -1	2- 28-14.0-25-1	2- 28-14.0-25-1	3- 32-10.7-12 -0	
12/13 NYG	1- 23-23.0-23 -0	4- 40-10.0-26 -0	4- 13- 3.3- 9-0	4- 13- 3.3- 9-0	5- 78-15.6-24 -1	2- 22-11.0-13 -0
12/20 @ TB	5- 86-17.2-47 -0	5- 54-10.8-15 -1	6- 41- 6.8- 9-0	6- 41- 6.8- 9-0	3- 15- 5.0- 5-1	1- 14-14.0-14 -0
12/27 @ DAL	7-112-16.0-23 -0	11- 102- 9.3-22-1	2- 30-15.0-16-0	2- 30-15.0-16-0		
<b>TOTALS</b>	<b>43-731-17.0-57 -4</b>	<b>91-1117-12.3-38 -4</b>	<b>23-262-11.4-36-0</b>	<b>45-397- 8.8-39-2</b>	<b>42-526-12.5-35 -6</b>	<b>15-308-20.5-49-2</b>
Novacek	4- 43-10.8-17 -0 vs. Dallas 9/13 7-101-14.4-25 -1 @ San Diego 9/20 4- 53-13.3-18-1 @ N.Y. Giants 10/25 1- 15-15.0-15-1 @ Tampa Bay 12/20 4- 42-10.5-19 -0 @ Dallas 12/27	Holmes Ron Brown	2- 24-12.0-14-0 vs. Dallas 9/13 3- 29-13.0-23-0 @ San Diego 9/20 1- 16-16.0-16-0 vs. Philadelphia 11/1 4- 36- 9.0-23-0 vs. Tampa Bay 11/8 1- 17-17.0-17-0 vs. N.Y. Giants 12/13	Woffley San Diego 9/20 Philadelphia 11/1 Tampa Bay 11/8 N.Y. Giants 12/13	McAdoo Washington 10/4	N.Y. Giants 10/25 Rams 11/14 Atlanta 11/29 Washington 12/6 Dallas 12/27
Sargent	2- 19- 9.5-10 -0 vs. N.Y. Giants 12/13	Ron Brown	11-132-12.0-23-0 Total 2- 16- 8.0- 9-0 @ Washington 10/4	McAdoo	8- 68- 8.5-16-0 Total 1- 6- 6.0- 6-0 vs. New Orleans 10/11 1- 6- 6.0- 6-0 @ N.Y. Giants 10/25	
Harris	1- 8- 8.0- 8-0 @ San Francisco 10/17				2- 12- 6.0- 6-0 Total	

# 1987 Cumulative Team Statistics

## OFFENSIVE STATISTICS

	FIRST DOWNS			NET OFFENSE		RUSHING		PASSING			PENALTY		FUMBLES		PUNTS				
	T	R	P	Pen.	Tot.	Plays	Tot.	Att.	Att./Com./	Int.	Net- Gro-	Sacks	No.	Yds.	No.	Lost	No.	Avg.	
9/13 DAL	20	4	15	1	360	63	108	27	33/ 17/	0	257	270	5/18	6	38	1	0	8	45.6
9/20 @ SD	24	4	19	1	471	86	59	20	61/ 32/	1	412	457	5/45	5	13	2	1	3	39.0
9/27 INDY	Was not played																		
10/4 @ WASH	27	14	12	1	398	83	167	44	35/ 16/	0	231	258	4/27	5	35	1	0	6	37.0
10/11 NO	10	8	0	2	143	42	139	31	10/ 3/	1	4	11	1/7	11	72	0	0	5	35.4
10/18 @ SF	18	12	6	0	324	54	160	36	17/ 10/	2	164	177	1/13	5	50	3	1	2	54.0
10/25 @ NYG	19	4	14	1	308	56	51	19	32/ 23/	2	257	280	5/23	7	63	3	2	5	38.0
11/1 PHIL	27	9	16	2	409	88	177	31	50/ 29/	3	232	288	7/56	3	27	1	0	4	37.8
11/8 TB	26	11	14	1	415	71	137	31	36/ 25/	1	314	278	4/36	11	123	2	1	1	39.0
11/15 RAMS	19	9	9	1	280	56	124	24	29/ 19/	0	156	185	3/29	3	20	1	1	4	34.8
11/22 @ PHIL	18	4	14	0	324	73	92	38	30/ 18/	2	232	263	5/31	5	38	2	1	7	26.3
11/29 @ ATL	24	6	17	1	476	76	113	33	42/ 25/	1	363	369	1/6	9	68	2	1	3	34.3
12/6 WASH	21	4	16	1	323	70	128	26	39/ 21/	0	195	241	5/46	10	85	2	2	6	42.0
12/13 NYG	23	13	8	2	322	72	158	38	30/ 17/	0	164	190	4/26	5	40	1	0	6	42.2
12/20 @ TB	24	6	14	4	351	67	134	34	30/ 22/	1	217	233	3/16	10	65	1	1	5	41.0
12/27 @ DAL	26	7	15	4	422	88	126	30	55/ 28/	1	296	314	3/18	7	65	1	1	4	39.5
<b>Totals</b>	<b>325</b>	<b>115</b>	<b>169</b>	<b>21</b>	<b>5326</b>	<b>1055</b>	<b>1873</b>	<b>462</b>	<b>529/ 305/</b>	<b>15</b>	<b>3509</b>	<b>3814</b>	<b>54/397</b>	<b>110</b>	<b>782</b>	<b>23</b>	<b>12</b>	<b>70</b>	<b>38.0</b>

# 1987 Cumulative Team Statistics

## DEFENSIVE STATISTICS

	FIRST DOWNS			NET OFFENSE		RUSHING		PASSING			PENALTY		FUMBLES		PUNTS		
	T	R	P Pen.	Tot.	Plays	Tot.	Att.	Att./Com./	Int.	Net- Gro- Sacks	No.	Yds.	No.	Lost	No.	Avg.	
9/13 DAL	19	6	12	1	322	72	125	32	32/ 20/	0 197	256	8/59	5	34	1	1	8 46.0
9/20 @SD	17	7	10	0	282	56	130	37	19/ 13/	1 152	152	0/0	3	27	3	1	6 45.0
9/27 INDY	Was not played																
10/4 @WASH	18	8	9	1	450	57	118	32	24/ 14/	1 334	334	0/0	6	54	0	0	5 30.8
10/11 NO	29	16	11	2	368	87	213	48	36/ 17/	1 155	182	3/27	8	70	4	3	2 43.0
10/18 @SF	28	8	19	1	448	72	121	33	39/ 31/	2 327	334	1/7	7	60	1	1	3 33.7
10/25 @NYG	21	8	12	1	394	67	162	43	21/ 17/	0 232	253	3/21	6	40	2	1	4 45.8
11/1 PHIL	14	3	10	1	328	58	62	21	33/ 17/	1 266	291	4/25	5	50	3	1	5 50.8
11/8 TB	26	5	16	5	377	71	83	33	37/ 23/	0 294	303	1/9	8	72	1	1	3 39.0
11/15 RAMS	21	12	8	1	383	71	239	44	26/ 14/	1 144	154	1/10	4	15	3	1	3 37.0
11/22 @PHIL	17	3	11	3	300	77	60	20	51/ 26/	2 240	272	6/32	10	85	4	1	8 37.9
11/29 @ATL	18	8	8	2	267	69	120	27	39/ 15/	1 181	147	3/34	1	15	3	3	5 47.2
12/6 WASH	18	10	6	2	411	67	180	41	25/ 13/	1 231	235	1/4	4	51	2	2	4 42.3
12/13 NYG	23	3	20	0	397	68	62	16	48/ 30/	1 335	359	4/24	7	50	2	1	4 47.3
12/20 @TB	19	6	11	2	370	75	163	31	38/ 16/	2 207	240	6/33	7	55	5	2	7 37.1
12/27 @DAL	17	13	4	0	285	56	163	34	22/ 10/	0 122	122	0/0	9	55	0	0	7 35.4
<b>Totals</b>	<b>306</b>	<b>116</b>	<b>168</b>	<b>22</b>	<b>5385</b>	<b>1023</b>	<b>1983</b>	<b>492</b>	<b>486/ 276/</b>	<b>14 3417</b>	<b>3634</b>	<b>41/285</b>	<b>90</b>	<b>733</b>	<b>34</b>	<b>19</b>	<b>74 41.2</b>

# 1987 Defensive Statistics

Name	Pos.	Games Started	Games Played	TACKLES			Sacks/ Yards	Pass Def.	Int.	Fum Rec.	Forced Fum
				Solo	Assist	Total					
Smith, L.	SS	15	15	90	19	109	2/15	10		1(TD)	3
Young	FS	12	12	77	10	87		9	1	3	4
Noga, N.	MLB	12	12	68	10	78	3/14	1		1(TD)	2
Bell	LLB	12	12	57	9	66	1/6	7	1		
Junior	RLB	13	13	46	7	53	2.5/21.5	2	1	2	1
Carter	LCB	12	12	51	0	51		15	1	1	
Nunn	DE	12	12	45	1	46	11.0/71.5				
Clasby	DT	12	12	37	4	41	4.0/29	1		1	
Mack, C.	RCB	10	10	29	3	32	1/7	9	2	2	
Greer	DE	9	10	27	2	29	6/37				1
Curtis	S	1	13	21	7	28		5	5		1
Johnson, G.	DB	0	8	21	3	24		2		2	1
Saddler	DE	3	12	23	1	24	3/17	3	1		1
Baker	RLB	3	14	21	2	23					1
Jackson	RCB	4	11	18	1	19		2		1(TD)	
Garalczyk	DT	3	11	17	1	18	2.5/23.5			1	1
Davis	OLB	1	12	16	0	16					
Scotts	DT	3	8	14	0	14	2/11				
Sargent	FB	1	14	10	0	10					
Alvord	DT	6	12	7	1	8	1.5/21	1		1	
McDonald	S	0	3	7	0	7		2			
Johnson, T.	WR	3	15	5	0	5					
Galloway	DE	3	4	3	1	4	1/9				
Wolffey	FB	4	12	4	0	4					
Ferrell	FB	11	11	3	0	3					
Harris	TE	3	10	3	0	3					
Holmes	WR	0	10	3	0	3					
Jarostchuk	MLB	0	12	2	1	3					
McAdoo	RB	1	14	3	0	3				1(TD)	
Smith, J.T.	WR	15	15	3	0	3					
Morris	G	0	11	2	0	2					
Welter	G	2	3	1	0	1					
Kennard	C	10	11	1	0	1					
Green	WR	10	10	1	0	1					
Duda	DT	3	3	0	1	1					

**Blocked kicks:** Leonard Smith — FG at Tampa Bay 12:20



## ATLANTA FALCONS

1966 (A) Falcons	16-10	1975 (H) Cardinals	23-20	1982 (A) Cardinals	23-20
1968 (H) Cardinals	17-12	1978 (H) Cardinals	42-21	1986 (A) Falcons	33-13
1971 (A) Cardinals	26-9	1980 (H) Falcons	33-27(OT)	1987 (A) Cardinals	34-21
1973 (A) Cardinals	32-10	1981 (A) Falcons	41-20		

Cardinals lead series 7-4

## BUFFALO BILLS

1971 (A) Cardinals	28-23	1981 (H) Cardinals	24-0	1986 (A) Bills	17-10
1975 (H) Bills	32-14	1984 (H) Cardinals	37-7		

Cardinals lead series 3-2

## CHICAGO BEARS

1920 (A) Cardinals	7-6	1935 (A) TIE	7-7	1949 (H) Bears	17-7
(H) Bears	10-0	(H) Bears	13-0	(A) Bears	52-21
1921 (H) TIE	0-0	1936 (A) Bears	7-3	1950 (A) Bears	27-6
1922 (H) Cardinals	6-0	(H) Cardinals	14-7	(H) Cardinals	20-10
(A) Cardinals	9-0	1937 (A) Bears	16-7	1951 (H) Cardinals	28-14
1923 (A) Bears	3-0	(H) Bears	42-28	(A) Cardinals	24-14
1924 (A) Bears	6-0	1938 (H) Bears	16-13	1952 (H) Cardinals	21-10
(H) Bears	21-0	(A) Bears	34-28	(A) Bears	10-7
1925 (H) Cardinals	9-0	1939 (A) Bears	44-7	1953 (A) Cardinals	24-17
(A) TIE	0-0	(H) Bears	48-7	1954 (H) Bears	29-7
1926 (H) Bears	16-0	1940 (H) Cardinals	21-7	1955 (H) Cardinals	53-14
(A) Bears	10-0	(A) Bears	31-23	1956 (A) Bears	10-3
(A) TIE	0-0	1941 (A) Bears	53-7	1957 (H) Bears	14-6
1927 (H) Bears	9-0	(H) Bears	34-24	1958 (A) Bears	30-14
(A) Cardinals	3-0	1942 (A) Bears	41-14	1959 (H) Bears	31-7
1928 (H) Bears	15-0	(H) Bears	21-7	1965 (A) Bears	34-13
(A) Bears	34-0	1943 (A) Bears	20-0	1966 (H) Cardinals	24-17
1929 (A) TIE	0-0	(H) Bears	35-24	1967 (A) Bears	30-3
(H) Cardinals	40-6	1944 (A) Bears	34-7	1969 (H) Cardinals	20-17
1930 (H) Bears	32-6	(H) Bears	49-7	1972 (H) Bears	27-10
(A) Bears	6-0	1945 (A) Cardinals	16-7	1975 (A) Cardinals	34-20
1931 (A) Bears	26-13	(H) Bears	28-20	1977 (H) Cardinals	16-13
(H) Bears	18-7	1946 (H) Bears	34-17	1978 (A) Bears	17-10
1932 (A) TIE	0-0	(A) Cardinals	35-28	1979 (A) Bears	42-6
(H) Bears	34-0	1947 (H) Cardinals	31-7	1982 (A) Cardinals	10-7
1933 (H) Bears	12-9	(A) Cardinals	30-21	1984 (H) Cardinals	38-21
(A) Bears	22-6	1948 (A) Bears	28-17		
1934 (A) Bears	20-0	(A) Cardinals	24-21		
(A) Bears	17-6				

Chicago leads series 52-25-6

## CINCINNATI BENGALS

1973 (A) Bengals	42-24
1979 (A) Bengals	34-28
1985 (H) Cardinals	41-27

Cincinnati leads series 2-1

## CLEVELAND BROWNS

1950	(A) Browns	34-24	1957	(H) Browns	17- 7	1964	(A) TIE	33-33
	(H) Browns	10- 7		(A) Browns	31- 0		(H) Cardinals	28-19
1951	(H) Browns	34-17	1958	(A) Browns	35-28	1965	(A) Cardinals	49-13
	(A) Browns	49-28		(H) Browns	38-24		(H) Browns	27-24
1952	(A) Browns	28-13	1959	(H) Browns	34- 7	1966	(A) Cardinals	34-28
	(H) Browns	10- 0		(A) Browns	17- 7		(H) Browns	38-10
1953	(H) Browns	27- 7	1960	(A) Browns	28-27	1967	(A) Browns	20-16
	(A) Browns	27-16		(H) TIE	17-17		(H) Browns	20-16
1954	(A) Browns	31- 7	1961	(A) Browns	20-17	1968	(A) Cardinals	27-21
	(H) Browns	35- 3		(H) Browns	21-10		(H) Cardinals	27-16
1955	(H) Browns	26-20	1962	(H) Browns	34- 7	1969	(A) TIE	21-21
	(A) Browns	35-24		(A) Browns	38-14		(H) Browns	27-21
1956	(H) Cardinals	9- 7	1963	(A) Cardinals	20-14	1974	(H) Cardinals	29- 7
	(A) Cardinals	24- 7		(H) Browns	24-10	1979	(H) Browns	38-20
						1985	(A) Cardinals	27-24(OT)

Cleveland leads series 30-10-3

## DALLAS COWBOYS

1960	(H) Cardinals	12-10	1971	(H) Cowboys	16-13	1980	(H) Cowboys	27-24
1961	(A) Cardinals	31-17		(A) Cowboys	31-13		(A) Cowboys	31-21
	(H) Cardinals	31-13	1972	(A) Cowboys	33-24	1981	(A) Cowboys	30-17
1962	(A) Cardinals	28-24		(H) Cowboys	27- 6		(H) Cardinals	20-17
	(H) Cardinals	52-20	1973	(A) Cowboys	45-10	1982	(H) Cowboys	24- 7
1963	(A) Cardinals	34- 7		(H) Cowboys	30- 3	1983	(H) Cowboys	34-17
	(H) Cowboys	28-24	1974	(H) Cardinals	31-28		(A) Cowboys	35-14
1964	(A) Cardinals	16- 6		(A) Cowboys	17-14	1984	(A) Cardinals	31-20
	(H) Cowboys	31-13	1975	(A) Cowboys	37-31(OT)		(H) Cowboys	24-17
1965	(H) Cardinals	20-13		(H) Cardinals	31-17	1985	(H) Cardinals	21-10
	(A) Cowboys	27-13	1976	(H) Cardinals	21-17		(A) Cowboys	35-17
1966	(H) TIE	10-10		(A) Cowboys	19-14	1986	(H) Cowboys	31- 7
	(A) Cowboys	31-17	1977	(H) Cowboys	30-24		(A) Cowboys	37- 6
1967	(A) Cowboys	46-21		(A) Cardinals	24-17	1987	(H) Cardinals	24-13
1968	(H) Cowboys	27-10	1978	(A) Cowboys	21-12		(A) Cowboys	21-16
1969	(A) Cowboys	24- 3		(H) Cowboys	24-21(OT)			
1970	(H) Cardinals	20- 7	1979	(H) Cowboys	22-21			
	(A) Cardinals	38- 0		(A) Cowboys	22-13			

Dallas leads series 32-18-1

## DENVER BRONCOS

1973	(H) TIE	17-17
1977	(A) Broncos	7- 0

Denver leads series 1-0-1

## DETROIT LIONS

1934	(A) Lions	6- 0	1941	(H) TIE	14-14	1948	(H) Cardinals	56-20
	(H) Lions	17-13		(A) Lions	21- 3		(A) Cardinals	28-14
1935	(A) TIE	10-10	1942	(H) Cardinals	13- 0	1949	(H) Lions	24- 7
	(H) Lions	7- 6		(A) Cardinals	7- 0		(A) Cardinals	42-19
1936	(A) Lions	39- 0	1943	(A) Lions	35-17	1959	(A) Lions	45-21
	(H) Lions	14- 7		(H) Lions	7- 0	1961	(H) Lions	45-14
1937	(A) Lions	16- 7	1944	(H) Lions	27- 6	1967	(H) Cardinals	38-28
	(H) Lions	16- 7		(A) Lions	21- 7	1969	(A) Lions	20- 0
1938	(A) Lions	10- 0	1945	(H) Lions	10- 0	1970	(A) Lions	16- 3
	(H) Lions	7- 3		(A) Lions	26- 0	1973	(H) Lions	20-16
1939	(A) Lions	21-13	1946	(H) Cardinals	34-14	1975	(A) Cardinals	24-13
	(H) Lions	17- 3		(A) Cardinals	36-14	1978	(H) Cardinals	21-14
1940	(H) TIE	0- 0	1947	(H) Cardinals	45-21	1980	(A) Lions	20- 7
	(A) Lions	43-14		(A) Cardinals	17- 7		(H) Cardinals	24-23

Detroit leads series 26-13-3

## GREEN BAY PACKERS

1921	(H)	TIE	3- 3	1935	(A)	Cardinals	7- 6	1945	(A)	Packers	33-14
1922	(H)	Cardinals	16- 3		(A)	Cardinals	3- 0	1946	(H)	Packers	19- 7
1924	(H)	Cardinals	3- 0		(H)	Cardinals	9- 7		(A)	Cardinals	24- 6
1925	(H)	Cardinals	9- 6	1936	(A)	Packers	10- 7	1947	(A)	Cardinals	14-10
1926	(A)	Cardinals	13- 7		(A)	Packers	24- 0		(H)	Cardinals	21-20
	(H)	Packers	3- 0		(H)	TIE	0- 0	1948	(A)	Cardinals	17- 7
1927	(A)	Packers	13- 0	1937	(A)	Cardinals	14- 7		(H)	Cardinals	42- 7
	(H)	TIE	6- 6		(A)	Packers	34-13	1949	(A)	Cardinals	39-17
1928	(A)	Packers	20- 0	1938	(A)	Packers	28- 7		(H)	Cardinals	41-21
1929	(A)	Packers	9- 2		(H)	Packers	24-22	1955	(A)	Packers	31-14
	(H)	Packers	7- 6	1939	(A)	Packers	14-10	1956	(H)	Packers	24-21
	(H)	Packers	12- 0		(A)	Packers	27-20	1962	(A)	Packers	17- 0
1930	(A)	Packers	14- 0	1940	(A)	Packers	31- 6	1963	(H)	Packers	30- 7
	(H)	Cardinals	13- 6		(H)	Packers	28- 7	1965	(A)	Cardinals	24-17*
1931	(A)	Packers	26- 7	1941	(A)	Packers	14-13	1967	(H)	Packers	31-23
	(H)	Cardinals	21-13		(A)	Packers	17- 9	1969	(A)	Packers	45-28
1932	(A)	Packers	15- 7	1942	(H)	Packers	17-13	1971	(H)	TIE	16-16
	(H)	Packers	19- 9		(A)	Packers	55-24	1973	(A)	Packers	25-21
1933	(H)	Packers	14- 6	1943	(H)	Packers	28- 7	1976	(H)	Cardinals	29- 0
1934	(A)	Packers	15- 0		(A)	Packers	35-14	1982	(A)	Packers	41-16†
	(A)	Cardinals	9- 0	1944	(A)	Packers	34- 7	1984	(A)	Packers	24-23
	(H)	Cardinals	6- 0		(H)	Packers	35-20	1985	(H)	Cardinals	43-28

### Green Bay leads series 40-22-4

\* NFL Playoff Bowl at Miami

† First Round Super Bowl Tournament

## HOUSTON OILERS

1970	(H)	Cardinals	44- 0
1974	(A)	Cardinals	31-27
1979	(A)	Cardinals	24-17
1985	(H)	Oilers	20-10

### Cardinals lead series 3-1

## INDIANAPOLIS COLTS

1961	(A)	Colts	16- 0	1972	(A)	Cardinals	10- 3	1980	(A)	Cardinals	17-10
1964	(A)	Colts	47-27	1976	(H)	Cardinals	24-17	1981	(A)	Cardinals	35-24
1968	(A)	Colts	27- 0	1978	(H)	Colts	30-17	1984	(A)	Cardinals	34-33

### Cardinals lead series 5-4

## KANSAS CITY CHIEFS

1970	(A)	TIE	6- 6
1974	(H)	Chiefs	17-13
1980	(H)	Chiefs	21-13
1983	(A)	Chiefs	38-14
1986	(H)	Cardinals	23-14

### Kansas City leads series 3-1-1

## LOS ANGELES RAIDERS

1973	(H)	Raiders	17-10
1983	(A)	Cardinals	34-24

### Series tied at 1-1

## LOS ANGELES RAMS

1946	(H)	Cardinals	34-10	1951	(A)	Rams	45-21	1972	(H)	Cardinals	24-14
	(A)	Rams	17-14	1953	(H)	TIE	24-24	1975	(A)	Rams	35-23*
1947	(A)	Rams	27- 7	1954	(A)	Rams	28-17	1976	(A)	Cardinals	30-28
	(H)	Cardinals	17-10	1958	(H)	Rams	20-14	1979	(A)	Rams	21- 0
1948	(A)	Cardinals	27-22	1960	(A)	Cardinals	43-21	1980	(H)	Rams	21-13
	(H)	Cardinals	27-24	1965	(H)	Rams	27- 3	1984	(H)	Rams	16-13
1949	(H)	TIE	28-28	1968	(H)	Rams	24-13	1985	(A)	Rams	46-14
	(A)	Cardinals	31-27	1970	(A)	Rams	34-13	1986	(H)	Rams	16-10
								1987	(H)	Rams	27-24

### Los Angeles leads series 15-8-2

\* NFC Divisional Playoff

## MIAMI DOLPHINS

1972	(A)	Dolphins	31-10
1977	(H)	Dolphins	55-14
1978	(A)	Dolphins	24-10
1981	(H)	Dolphins	20- 7
1984	(H)	Dolphins	36-28

### Miami leads series 5-0

## MINNESOTA VIKINGS

1963	(A)	Cardinals	56-14	1974	(H)	Vikings	28-24	1981	(H)	Cardinals	30-17
1967	(A)	Cardinals	34-24		(A)	Vikings	30-14*	1983	(H)	Cardinals	41-31
1969	(H)	Vikings	27-10	1977	(A)	Cardinals	27- 7				
1972	(A)	Cardinals	19-17	1979	(H)	Cardinals	37- 7				

### Cardinals lead series 7-3

\* NFC Divisional Playoff

## NEW ENGLAND PATRIOTS

1970	(H)	Cardinals	31- 0
1975	(H)	Cardinals	24-17
1978	(H)	Patriots	16- 6
1981	(A)	Cardinals	27-20
1984	(A)	Cardinals	33-10

### Cardinals lead series 4-1

## NEW ORLEANS SAINTS

1967	(H)	Cardinals	31-20	1974	(A)	Saints	14- 0	1983	(A)	Saints	28-17
1968	(A)	Cardinals	21-20	1977	(H)	Cardinals	49-31	1984	(A)	Saints	34-24
	(H)	Cardinals	31-17	1980	(A)	Cardinals	40- 7	1985	(H)	Cardinals	28-16
1969	(H)	Saints	51-42	1981	(H)	Cardinals	30- 3	1986	(H)	Saints	16- 7
1970	(H)	Cardinals	24-17	1982	(A)	Cardinals	21- 7	1987	(H)	Cardinals	24-19

### Cardinals lead series 10-5

## NEW YORK GIANTS

1926	(A)	Giants	20- 0	1959	(A)	Giants	9- 3	1977	(H)	Cardinals	28- 0
1927	(A)	Giants	28- 7		(H)	Giants	30-20		(A)	Giants	27- 7
1929	(A)	Giants	24-21	1960	(H)	Giants	35-14	1978	(H)	Cardinals	20-10
1930	(A)	Giants	25-12		(A)	Cardinals	20-13		(A)	Giants	17- 0
	(H)	Giants	13- 7	1961	(A)	Cardinals	21-10	1979	(A)	Cardinals	27-14
1935	(A)	Cardinals	14-13		(H)	Giants	24- 9		(H)	Cardinals	29-20
1936	(A)	Giants	14- 6	1962	(H)	Giants	31-14	1980	(H)	Giants	41-35
1938	(A)	Giants	6- 0		(A)	Giants	31-28		(A)	Cardinals	23- 7
1939	(A)	Giants	17- 7	1963	(H)	Giants	38-21	1981	(A)	Giants	34-14
1941	(A)	Cardinals	10- 7		(A)	Cardinals	24-17		(H)	Giants	20-10
1942	(A)	Giants	21- 7	1964	(A)	Giants	34-17	1982	(H)	Cardinals	24-21
1943	(A)	Giants	24-13		(H)	TIE	10-10	1983	(H)	TIE	20-20(OT)
1944	(A)	Giants	23- 0	1965	(A)	Giants	14-10		(A)	Cardinals	10- 6
1946	(A)	Giants	28-24		(H)	Giants	28-15	1984	(A)	Giants	16-10
1947	(A)	Giants	35-31	1966	(H)	Cardinals	24-19		(H)	Cardinals	31-21
1948	(A)	Cardinals	63-35		(A)	Cardinals	20-17	1985	(A)	Giants	27-17
1949	(H)	Giants	41-38	1967	(H)	Giants	37-20		(H)	Giants	34- 3
1950	(H)	Cardinals	17- 3		(A)	Giants	37-14	1986	(H)	Giants	13- 6
	(A)	Giants	51-21	1968	(A)	Cardinals	28-21		(A)	Giants	27- 7
1951	(A)	Giants	28-17	1969	(H)	Cardinals	42-17	1987	(A)	Giants	30- 7
	(H)	Giants	10- 0		(A)	Giants	49- 6		(H)	Cardinals	27-24
1952	(A)	Cardinals	24-23	1970	(A)	Giants	35-17				
	(H)	Giants	28- 6		(H)	Giants	34-17				
1953	(A)	Giants	21- 7	1971	(H)	Giants	21-20				
	(H)	Giants	23-20		(A)	Cardinals	24- 7				
1954	(H)	Giants	41-10	1972	(A)	Giants	27-21				
	(A)	Giants	31-17		(H)	Giants	13- 7				
1955	(H)	Cardinals	28-17	1973	(H)	Cardinals	35-27				
	(A)	Giants	10- 0		(A)	Giants	24-13				
1956	(H)	Cardinals	35-27	1974	(A)	Cardinals	23-21				
	(A)	Giants	23-10		(H)	Cardinals	26-14				
1957	(A)	Giants	27-14	1975	(H)	Cardinals	26-14				
	(H)	Giants	28-21		(A)	Cardinals	20-13				
1958	(H)	Giants	37- 7	1976	(H)	Cardinals	27-21				
	(A)	Cardinals	23- 6		(A)	Cardinals	17-14				

### New York leads series 57-32-2

## NEW YORK JETS

1971	(H)	Cardinals	17-10
1975	(A)	Cardinals	37- 6
1978	(A)	Jets	23-10

### Cardinals lead series 2-1

## PHILADELPHIA EAGLES

1935	(H)	Cardinals	12- 3	1959	(H)	Eagles	28-24	1974	(H)	Cardinals	7- 3
1936	(H)	Cardinals	13- 0		(A)	Eagles	27-17		(A)	Cardinals	13- 3
1937	(A)	TIE	6- 6	1960	(A)	Eagles	31-27	1975	(H)	Cardinals	31-20
1938	(H)	Eagles	7- 0		(H)	Eagles	20- 6		(A)	Cardinals	24-23
1941	(A)	Eagles	21-14	1961	(A)	Cardinals	30-27	1976	(H)	Cardinals	31-14
1943	(A)	Eagles	34-13*		(H)	Eagles	20- 7		(A)	Cardinals	17-14
1945	(A)	Eagles	21- 6	1962	(A)	Cardinals	27-21	1977	(A)	Cardinals	21-17
1947	(A)	Cardinals	45-21		(H)	Cardinals	45-35		(H)	Cardinals	21-16
	(H)	Cardinals	28-21	1963	(A)	Cardinals	28-24	1978	(A)	Cardinals	16-10
1948	(H)	Cardinals	21-14		(H)	Cardinals	38-14		(H)	Eagles	14-10
	(A)	Eagles	7- 0	1964	(A)	Cardinals	38-13	1979	(H)	Eagles	24-20
1949	(A)	Eagles	28- 3		(H)	Cardinals	36-34		(A)	Eagles	16-13
1950	(H)	Eagles	45- 7	1965	(A)	Eagles	34-27	1980	(H)	Cardinals	24-14
	(A)	Cardinals	14-10		(H)	Eagles	28-24		(A)	Eagles	17- 3
1951	(H)	Eagles	17-14	1966	(H)	Cardinals	16-13	1981	(H)	Eagles	52-10
1952	(A)	Eagles	10- 7		(A)	Cardinals	41-10		(A)	Eagles	38- 0
	(H)	Cardinals	28-22	1967	(H)	Cardinals	48-14	1982	(A)	Cardinals	23-20
1953	(H)	Eagles	56-17		(A)	Cardinals	45-17	1983	(A)	Cardinals	14-11
	(A)	Eagles	38- 0	1968	(H)	Eagles	34-30		(H)	Cardinals	31- 7
1954	(H)	Eagles	35-16	1970	(A)	Cardinals	35-20	1984	(A)	Cardinals	34-14
	(A)	Eagles	30-14		(H)	Cardinals	23-14		(H)	Cardinals	17-16
1955	(H)	TIE	24-24	1971	(H)	Eagles	37-20	1985	(A)	Eagles	30- 7
	(A)	Eagles	27- 3		(A)	Eagles	19- 7		(H)	Eagles	24-14
1956	(A)	Cardinals	20- 6	1972	(A)	TIE	6- 6	1986	(H)	Cardinals	13-10
	(H)	Cardinals	28-17		(H)	Cardinals	24-23		(A)	TIE	10-10(OT)
1957	(H)	Eagles	38-21	1973	(A)	Cardinals	34-23	1987	(H)	Eagles	28-23
	(A)	Cardinals	31-27		(H)	Eagles	27-24		(A)	Cardinals	31-19
1958	(H)	TIE	21-21								
	(A)	Eagles	49-21								

\* Philadelphia-Pittsburgh played as merged team in 1943

### Cardinals lead series 42-36-5

## PITTSBURGH STEELERS

1933	(H)	Steelers	14-13	1954	(H)	Cardinals	17-14	1963	(A)	Steelers	19- 7
1935	(A)	Steelers	17-13		(A)	Steelers	20-17		(H)	Cardinals	24-23
1936	(H)	Cardinals	14- 6	1955	(A)	Steelers	14- 7	1964	(H)	Cardinals	34-30
1937	(A)	Cardinals	13- 7		(H)	Cardinals	27-13		(A)	Cardinals	21-20
1939	(A)	Cardinals	10- 0	1956	(A)	Steelers	14- 7	1965	(A)	Cardinals	20- 7
1940	(A)	TIE	7- 7		(H)	Cardinals	38-27		(H)	Cardinals	21-17
1942	(A)	Steelers	19- 3	1957	(A)	Steelers	29-20	1966	(A)	Steelers	30- 9
1943	(A)	Steelers	34-13*		(H)	Steelers	27- 2		(H)	Cardinals	6- 3
1945	(A)	Steelers	23- 0	1958	(H)	Steelers	27-20	1967	(A)	Cardinals	28-14
1946	(A)	Steelers	14- 7		(A)	Steelers	38-21		(H)	TIE	14-14
1948	(A)	Cardinals	24- 7	1959	(H)	Cardinals	45-24	1968	(H)	TIE	28-28
1950	(H)	Steelers	28-17		(A)	Steelers	35-20		(A)	Cardinals	20-10
	(A)	Steelers	28- 7	1960	(A)	Steelers	27-14	1969	(A)	Cardinals	27-14
1951	(H)	Steelers	28-14		(H)	Cardinals	38- 7		(H)	Cardinals	47-10
1952	(H)	Steelers	34-28	1961	(A)	Steelers	30-27	1972	(H)	Steelers	25-19
	(A)	Steelers	17-14		(H)	Cardinals	20- 0		(H)	Steelers	24-21
1953	(A)	Steelers	31-28	1962	(H)	Steelers	26-17	1985	(A)	Steelers	23-10
	(H)	Steelers	21-17		(A)	Steelers	19- 7				

### Pittsburgh leads series 30-20-3

\* Pittsburgh-Philadelphia played as merged team in 1943

## SAN DIEGO CHARGERS

1971	(A)	Chargers	20-17
1976	(A)	Chargers	43-24
1983	(H)	Cardinals	44-14
1987	(A)	Chargers	28-24

### San Diego leads series 3-1

## SAN FRANCISCO 49ERS

1951 (A) Cardinals	27-21	1971 (H) 49ers	26-14	1980 (A) 49ers	24-21(OT)
1957 (A) Cardinals	20-10	1974 (A) Cardinals	34- 9	1982 (H) 49ers	31-20
1962 (H) 49ers	24-17	1976 (H) Cardinals	23-20(OT)	1983 (H) 49ers	42-27
1964 (A) Cardinals	23-13	1978 (A) Cardinals	16-10	1986 (A) 49ers	43-17
1968 (A) 49ers	35-17	1979 (H) Cardinals	13-10	1987 (A) 49ers	34-28

### San Francisco leads series 8-7

## SEATTLE SEAHAWKS

1976 (A) Cardinals	30-24
1983 (H) Cardinals	33-28

### Cardinals lead series 2-0

## TAMPA BAY BUCCANEERS

1977 (A) Buccaneers	17- 7
1981 (A) Buccaneers	20-10
1983 (A) Cardinals	34-27
1985 (A) Buccaneers	16- 0
1986 (A) Cardinals	21-17
(H) Cardinals	30-19
1987 (H) Cardinals	31-28
(A) Cardinals	31-14

### Cardinals lead series 5-3

## WASHINGTON REDSKINS

1937 (A) Cardinals	21-14	1960 (H) Cardinals	44- 7	1975 (A) Redskins	27-17
1939 (A) Redskins	28- 7	(A) Cardinals	26-14	(H) Cardinals	20-17(OT)
1940 (A) Redskins	28-21	1961 (A) Cardinals	24- 0	1976 (A) Redskins	20-10
1942 (A) Redskins	28- 0	(H) Cardinals	38-24	(H) Redskins	20-16
1943 (A) Redskins	13- 7	1962 (A) Redskins	24-14	1977 (A) Redskins	24-14
1944 (A) Redskins	42-20	(H) TIE	17-17	(H) Redskins	26-20
1945 (A) Redskins	24-21	1963 (A) Cardinals	21- 7	1978 (H) Redskins	28-10
1947 (A) Redskins	45-21	(H) Cardinals	24-20	(A) Cardinals	27-17
1949 (H) Cardinals	38- 7	1964 (A) Cardinals	23-17	1979 (H) Redskins	17- 7
1950 (A) Cardinals	38-28	(H) Cardinals	38-24	(A) Redskins	30-28
1951 (H) Redskins	7- 3	1965 (A) Cardinals	37-16	1980 (A) Redskins	23- 0
(A) Redskins	20-17	(H) Redskins	24-20	(H) Redskins	31- 7
1952 (H) Redskins	23- 7	1966 (H) Cardinals	23- 7	1981 (H) Cardinals	40-30
(A) Cardinals	17- 6	(A) Redskins	26-20	1982 (H) Redskins	42-21
1953 (H) Redskins	24-13	1967 (A) Cardinals	27-21	(H) Redskins	12- 7
(A) Redskins	28-17	1968 (H) Cardinals	41-14	1982 (A) Redskins	28- 0
1954 (H) Cardinals	38-16	1969 (A) Redskins	33-17	1983 (H) Redskins	38-14
(A) Redskins	37-20	1970 (H) Cardinals	27-17	(A) Redskins	45- 7
1955 (A) Cardinals	24-10	(A) Redskins	28-27	1984 (H) Cardinals	26-24
(H) Redskins	31- 0	1971 (H) Redskins	24-17	(A) Redskins	29-27
1956 (A) Cardinals	31-13	(A) Redskins	20- 0	1985 (A) Redskins	27-10
(H) Redskins	17-14	1972 (A) Redskins	24-10	(H) Redskins	27-16
1957 (H) Redskins	37-14	(H) Redskins	33- 3	1986 (A) Redskins	28-21
(A) Cardinals	44-14	1973 (H) Cardinals	34-27	(H) Redskins	20-17
1958 (H) Cardinals	37-10	(A) Redskins	31-13	1987 (A) Redskins	28-21
(A) Redskins	45-31	1974 (A) Cardinals	17-10	(H) Redskins	34-17
1959 (H) Cardinals	49-21	(H) Cardinals	23-20		
(A) Redskins	23-14				

### Washington leads series 50-30-1

# YEAR-BY-YEAR RESULTS

Year	Won	Lost	Tied	Pct.	Head Coach
1920	5	2	1	.714	Marshall Smith
1921	2	3	2	.400	John (Paddy) Driscoll
1922	8	3	0	.727	John (Paddy) Driscoll
1923	8	4	0	.667	Arnold Horween
1924	5	4	1	.556	Arnold Horween
1925*	11	2	1	.846	Norman Barry
1926	5	6	1	.455	Norman Barry
1927	3	7	1	.300	Fred Gillies
1928	1	5	0	.167	Guy Chamberlain
1929	6	6	1	.500	Ernie Nevers
1930	5	6	2	.455	Ernie Nevers
1931	5	4	0	.556	LeRoy Andrews (a)
1932	2	6	2	.250	Jack Chevigny
1933	1	9	1	.100	Paul Schissler
1934	5	6	0	.455	Paul Schissler
1935	6	4	2	.600	Milan Creighton
1936	3	8	1	.273	Milan Creighton
1937	5	5	1	.500	Milan Creighton
1938	2	9	0	.182	Milan Creighton
1939	1	10	0	.091	Ernie Nevers
1940	2	7	2	.222	James G. Conzelman
1941	3	7	1	.300	James G. Conzelman
1942	3	8	0	.273	James G. Conzelman
1943	0	10	0	.000	Philip G. Handler
1944					(Cardinal-Pittsburgh Teams played as combination)
1945	1	9	0	.100	Philip G. Handler
1946	6	5	0	.545	James G. Conzelman
1947*	9	3	0	.750	James G. Conzelman
1948†	11	1	0	.917	James G. Conzelman
1949	6	5	1	.545	Phil Handler-Buddy Parker
1950	5	7	0	.417	Earl (Curly) Lambeau
1951	3	9	0	.250	Earl (Curly) Lambeau
1952	4	8	0	.333	Joseph L. Kuharch
1953	1	10	1	.091	Joseph Stydahar
1954	2	10	0	.167	Joseph Stydahar
1955	4	7	1	.364	Ray Richards
1956	7	5	0	.583	Ray Richards
1957	3	9	0	.250	Ray Richards
1958	2	9	1	.182	Frank (Pop) Ivy
1959	2	10	0	.167	Frank (Pop) Ivy
1960‡	6	5	1	.545	Frank (Pop) Ivy
1961	7	7	0	.500	Frank (Pop) Ivy (b)
1962	4	9	1	.308	Wally Lemm
1963	9	5	0	.643	Wally Lemm
1964	9	3	2	.750	Wally Lemm
1965	5	9	0	.357	Wally Lemm
1966	8	5	1	.615	Charley Winner
1967	6	7	1	.462	Charley Winner
1968	9	4	1	.692	Charley Winner
1969	4	9	1	.308	Charley Winner
1970	8	5	1	.615	Charley Winner
1971	4	9	1	.308	Bob Hollway
1972	4	9	1	.321	Bob Hollway (c)
1973	4	9	1	.321	Don Coryell
1974**	10	4	0	.714	Don Coryell
1975**	11	3	0	.786	Don Coryell
1976	10	4	0	.714	Don Coryell
1977	7	7	0	.500	Don Coryell
1978	6	10	0	.375	Bud Wilkinson
1979	5	11	0	.312	Bud Wilkinson (d)
1980	5	11	0	.312	Jim Hanifan
1981	7	9	0	.438	Jim Hanifan
1982	5	4	0	.556	Jim Hanifan
1983	8	7	1	.531	Jim Hanifan
1984	9	7	0	.563	Jim Hanifan
1985	5	11	0	.312	Jim Hanifan
1986	4	11	1	.281	Gene Stallings
1987	7	8	0	.467	Gene Stallings
<b>Total</b>	<b>349</b>	<b>450</b>	<b>38</b>	<b>.439</b>	<b>All-Time Record</b>

\*\*Won NFL Championship.

\*\*Won NFC Eastern Division Championship.

†Won NFL Western Conference Championship

‡Cardinals first year in St. Louis

(a) Resigned after two games, replaced by Ernie Nevers.

(b) Resigned after 12 games; Coaches Druis, Prochaska, and Willsey replaced.

(c) Beginning with 1972, won-lost percentage includes ties.

(d) Released after 13 games, interim replacement was Larry Wilson.

# ALL-TIME RESULTS



(Includes years in St. Louis only)

## 1960 (6-5-1)

Frank (Pop) Ivy, Head Coach

9/23	@ Los Angeles Rams (47,448)	W	43-21
10/2	New York Giants (26,089)	L	14-35
10/9	@ Philadelphia (33,701)	L	27-31
10/16	@ Pittsburgh (22,971)	L	14-27
10/23	Dallas (23,128)	W	12-10
10/30	@ New York Giants (58,516)	L	12-13
11/6	Washington (22,458)	W	44-7
11/13	@ Cleveland (49,192)	L	27-28
11/20	@ Washington (23,848)	W	26-14
11/27	Cleveland (26,146)	T	17-17
12/4	Philadelphia (21,358)	L	6-20
12/18	Pittsburgh (20,840)	W	38-7
			280-230

Home: 3-2-1 (140,019) Away: 3-3 (235,676)

## 1963 (9-5)

Wally Lemm, Head Coach

9/14	@ Dallas (36,432)	W	34-7
9/22	@ Philadelphia (60,671)	W	28-24
9/29	@ Pittsburgh (28,225)	L	10-23
10/6	@ Minnesota (30,220)	W	56-14
10/13	Pittsburgh (23,715)	W	24-23
10/20	Green Bay (32,224)	L	7-30
10/27	@ Washington (46,921)	W	21-7
11/3	New York Giants (29,482)	L	21-38
11/10	Washington (18,197)	W	24-20
11/17	@ Cleveland (75,232)	W	20-14
11/24	@ New York Giants (62,992)	W	24-17
12/1	Cleveland (32,531)	L	10-24
12/8	Philadelphia (15,979)	W	32-14
12/15	Dallas (12,695)	L	24-28
			341-283

Home: 3-4 (164,823) Away: 6-1 (340,693)

## 1961 (7-7)

Frank (Pop) Ivy, Head Coach

9/17	@ New York Giants (58,059)	W	21-10
9/24	@ Cleveland (50,443)	L	17-20
10/1	@ Philadelphia (59,399)	W	30-27
10/8	New York Giants (23,713)	L	9-24
10/15	Philadelphia (20,262)	L	7-20
10/22	@ Washington (28,037)	W	24-0
10/29	Cleveland (26,696)	L	10-21
11/5	@ Dallas (20,500)	W	31-17
11/12	Detroit (20,320)	L	14-45
11/19	@ Baltimore (56,112)	L	0-16
11/26	@ Pittsburgh (17,090)	L	27-30
12/3	Washington (16,204)	W	38-24
12/10	Dallas (15,384)	W	31-13
12/17	Pittsburgh (16,298)	W	20-0
			279-267

Home: 3-4 (138,877) Away: 4-3 (289,640)

## 1964 (9-3-2)

Wally Lemm, Head Coach

9/12	@ Dallas (36,605)	W	16-6
9/20	@ Cleveland (76,954)	T	33-33
9/27	@ San Francisco (30,969)	W	23-13
10/4	@ Washington (49,219)	W	23-17
10/12	@ Baltimore (60,213)	L	27-47
10/18	Washington (23,748)	W	38-24
10/25	Dallas (28,253)	L	13-31
11/1	@ New York Giants (63,072)	L	17-34
11/8	Pittsburgh (28,245)	W	34-30
11/15	New York Giants (29,608)	T	10-10
11/22	@ Philadelphia (60,671)	W	38-13
11/29	@ Pittsburgh (27,807)	W	21-20
12/6	Cleveland (31,585)	W	28-19
12/13	Philadelphia (24,636)	W	36-34
			357-331

Home: 4-4-1 (166,075) Away: 5-2-1 (405,510)

## 1962 (4-9-1)

Wally Lemm, Head Coach

9/16	@ Philadelphia (58,910)	W	27-21
9/23	@ Green Bay (Milw.) (44,885)	L	0-17
9/30	@ Washington (37,419)	L	14-24
10-7	New York Giants (20,327)	L	14-31
10/14	Washington (18,104)	T	17-17
10/21	Cleveland (23,256)	L	7-34
10/28	@ Dallas (16,027)	W	28-24
11/4	@ New York Giants (62,775)	L	28-31
11/11	Pittsburgh (20,264)	L	17-26
11/18	@ Cleveland (41,815)	L	14-38
11/25	San Francisco (17,532)	L	17-24
12/2	@ Pittsburgh (17,265)	L	7-19
12/9	Dallas (14,102)	W	52-20
12/16	Philadelphia (14,989)	W	45-35
			287-287

Home: 2-4-1 (128,574) Away: 2-5 (279,096)

## 1965 (5-9)

Wally Lemm, Head Coach

9/19	@ Philadelphia (54,260)	L	27-34
9/26	@ Cleveland (80,161)	W	49-13
10/4	Dallas (32,034)	W	20-13
10/10	@ Washington (50,205)	W	37-16
10/17	@ Pittsburgh (31,085)	W	20-7
10/24	Washington (32,228)	L	20-24
10/31	@ New York Giants (62,807)	L	10-14
11/7	Pittsburgh (31,899)	W	21-17
11/14	@ Chicago (45,663)	L	13-34
11/21	New York Giants (31,704)	L	15-28
11/28	Philadelphia (28,706)	L	24-28
12/5	Los Angeles Rams (27,943)	L	3-27
12/11	@ Dallas (38,499)	L	13-27
12/19	Cleveland (29,348)	L	24-27
			296-309

Home: 2-5 (213,862) Away: 3-4 (362,680)

**1966 (8-5-1)**

Charley Winner, Head Coach

9/11	Philadelphia (39,065)	W	16-13
9/18	Washington (40,198)	W	23- 7
9/25	@ Cleveland (74,814)	W	34-28
10/2	@ Philadelphia (59,305)	W	41-10
10/9	New York Giants (43,893)	W	24-19
10/16	Dallas (50,673)	T	10-10
10/23	@ Washington (50,154)	L	20-26
10/31	Chicago (49,516)	W	24-17
11/6	@ New York Giants (62,967)	W	20-17
11/13	@ Pittsburgh (28,552)	L	9-30
11/27	Pittsburgh (46,099)	W	6- 3
12/4	@ Dallas (76,965)	L	17-31
12/11	@ Atlanta (57,169)	L	10-16
12/17	Cleveland (47,721)	L	<u>10-38</u>

264-265

Home: 5-1-1 (317,166) Away: 3-4 (409,926)

**1969 (4-9-1)**

Charley Winner, Head Coach

9/21	@ Dallas (62,134)	L	3-24
9/28	Chicago (50,039)	W	20-17
10/5	@ Pittsburgh (45,011)	W	27-14
10/12	@ Washington (50,481)	L	17-33
10/19	Minnesota (49,430)	L	10-27
10/26	@ Cleveland (81,186)	T	21-21
11/2	New Orleans (46,718)	L	42-51
11/9	New York Giants (49,194)	W	42-17
11/16	@ Detroit (51,749)	L	0-20
11/23	Philadelphia (45,512)	L	30-34
11/30	Pittsburgh (43,721)	W	47-10
12/7	@ New York Giants (62,973)	L	6-49
12/14	Cleveland (44,924)	L	21-27
12/21	@ Green Bay (50,861)	L	<u>28-45</u>

314-389

Home: 3-4 (329,538) Away: 1-5-1 (404,395)

**1967 (6-7-1)**

Charley Winner, Head Coach

9/17	New York Giants (40,801)	L	20-37
9/24	@ Pittsburgh (45,579)	W	28-14
10/1	Detroit (43,821)	W	38-28
10/8	@ Minnesota (40,017)	W	34-24
10/15	@ Cleveland (77,813)	L	16-20
10/22	Philadelphia (46,562)	W	48-14
10/30	Green Bay (49,792)	L	23-31
11/5	@ Washington (50,480)	W	27-21
11/12	Pittsburgh (46,994)	T	14-14
11/19	@ Chicago (47,417)	L	3-30
11/23	@ Dallas (68,787)	L	21-46
12/3	New Orleans (41,171)	W	31-20
12/10	Cleveland (47,782)	L	16-20
12/17	@ New York Giants (62,955)	L	<u>14-37</u>

333-356

Home: 3-3-1 (316,923) Away: 3-4 (404,395)

**1970 (8-5-1)**

Charley Winner, Head Coach

9/18	@ Los Angeles Rams (63,130)	L	13-34
9/27	Washington (44,246)	W	27-17
10/4	Dallas (50,780)	W	20- 7
10/11	New Orleans (45,294)	W	24-17
10/18	@ Philadelphia (59,002)	W	35-20
10/25	@ New York Giants (62,984)	L	17-35
11/1	Houston (47,911)	W	44- 0
11/8	Boston (46,466)	W	31- 0
11/16	@ Dallas (69,323)	W	38- 0
11/22	@ Kansas City (50,711)	T	6- 6
11/29	Philadelphia (46,581)	W	23-14
12/6	@ Detroit (56,362)	L	3-16
12/13	New York Giants (50,845)	L	17-34
12/20	@ Washington (50,415)	L	<u>27-28</u>

325-228

Home: 6-1 (332,123) Away: 2-4-1 (411,927)

**1968 (9-4-1)**

Charley Winner, Head Coach

9/16	Los Angeles Rams (49,757)	L	13-24
9/22	@ San Francisco (27,557)	L	17-35
9/29	@ New Orleans (79,021)	W	21-20
10/6	Dallas (48,296)	L	10-27
10/13	@ Cleveland (79,349)	W	27-21
10/20	Washington (46,456)	W	41-14
10/27	New Orleans (45,476)	W	31-17
11/3	@ Philadelphia (59,208)	W	45-17
11/10	Pittsburgh (45,432)	T	28-28
11/17	@ Baltimore (60,238)	L	0-27
11/24	Atlanta (43,246)	W	17-12
12/1	@ Pittsburgh (22,682)	W	20-10
12/8	@ New York Giants (62,709)	W	28-21
12/14	Cleveland (39,746)	W	<u>27-16</u>

325-289

Home: 4-2-1 (318,409) Away: 5-2 (390,764)

**1971 (4-9-1)**

Bob Hollway, Head Coach

9/19	Washington (46,805)	L	17-24
9/27	New York Jets (50,358)	W	17-10
10/3	New York Giants (49,571)	L	20-21
10/10	@ Atlanta (58,850)	W	26- 9
10/17	@ Washington (53,041)	L	0-20
10/24	San Francisco (50,419)	L	14-26
10/31	@ Buffalo (40,040)	W	28-23
11/7	Dallas (50,486)	L	13-16
11/15	@ San Diego (46,486)	L	17-20
11/21	Philadelphia (48,658)	L	20-37
11/28	@ New York Giants (62,878)	W	24- 7
12/5	Green Bay (50,443)	T	16-16
12/12	@ Philadelphia (65,358)	L	7-19
12/18	@ Dallas (66,672)	L	<u>12-31</u>

231-279

Home: 1-5-1 (346,740) Away: 3-4 (393,325)

**1972 (4-9-1)**

Bob Holloway, Head Coach

9/17	@ Baltimore (53,652)	W	10-3
9/24	@ Washington (53,039)	L	10-24
10/1	Pittsburgh (49,140)	L	19-25
10/8	@ Minnesota (49,687)	W	19-17
10/15	Washington (50,454)	L	3-33
10/22	@ New York Giants (62,756)	L	21-27
10/29	Chicago (50,464)	L	10-27
11/5	@ Philadelphia (65,720)	T	6-6
11/12	@ Dallas (65,218)	L	24-33
11/19	New York Giants (48,014)	L	7-13
11/27	@ Miami (80,010)	L	10-31
12/3	Dallas (49,878)	L	6-27
12/10	Los Angeles Rams (36,873)	W	24-14
12/17	Philadelphia (34,872)	W	24-23

193-303

Home: 2-5 (319,604) Away: 2-4-1 (430,082)

**1975 (11-3)**

Don Coryell, Head Coach

9/21	Atlanta (42,172)	W	23-20
9/28	@ Dallas (52,417) (OT)	L	31-37
10/5	New York Giants (44,919)	W	26-14
10/13	@ Washington (54,693)	L	17-27
10/19	Philadelphia (45,242)	W	31-20
10/25	@ New York Giants (49,598)	W	20-13
11/2	New England (45,907)	W	24-17
11/9	@ Philadelphia (60,277)	W	24-23
11/16	Washington (49,919) (OT)	W	20-17
11/23	@ New York Jets (53,169)	W	37-6
11/27	Buffalo (41,899)	L	14-32
12/7	Dallas (49,701)	W	31-17
12/14	@ Chicago (35,052)	W	34-20
12/21	@ Detroit (64,656)	W	24-13

356-276

Home: 6-1 (319,759) Away: 5-2 (369,862)

**NFC Divisional Playoff**

12/27 @ Los Angeles Rams (72,650) L 23-35

**1973 (4-9-1)**

Don Coryell, Head Coach

9/16	@ Philadelphia (61,103)	W	34-23
9/23	Washington (50,316)	W	34-27
9/30	@ Dallas (64,729)	L	10-45
10/7	Oakland (49,051)	L	10-17
10/14	Philadelphia (44,400)	L	24-27
10/21	@ Washington (54,381)	L	13-31
10/28	New York Giants (47,589)	W	35-27
11/4	Denver (46,565)	T	17-17
11/11	@ Green Bay (52,922)	L	21-25
11/18	@ New York Giants (65,795)	L	13-24
11/25	@ Cincinnati (50,918)	L	24-42
12/2	Detroit (44,982)	L	16-20
12/9	@ Atlanta (48,030)	W	32-10
12/16	Dallas (43,946)	L	3-30

286-365

Home: 2-4-1 (326,849) Away: 2-5 (397,878)

**1976 (10-4)**

Don Coryell, Head Coach

9/12	@ Seattle (58,441)	W	30-24
9/19	Green Bay (48,842)	W	29-0
9/26	@ San Diego (40,212)	L	24-43
10/3	New York Giants (48,039)	W	27-21
10/10	Philadelphia (44,933)	W	31-14
10/17	Dallas (50,317)	W	21-17
10/25	@ Washington (48,325)	L	10-20
10/31	San Francisco (50,365) (OT)	W	23-20
11/7	@ Philadelphia (60,760)	W	17-14
11/14	@ Los Angeles Rams (64,698)	W	30-28
11/21	Washington (49,833)	L	10-16
11/25	@ Dallas (62,498)	L	14-19
12/4	Baltimore (48,282)	W	24-17
12/12	@ New York Giants (60,553)	W	17-14

309-267

Home: 6-1 (340,671) Away: 4-3 (395,487)

**1974 (10-4)**

Don Coryell, Head Coach

9/15	Philadelphia (40,322)	W	7-3
9/22	@ Washington (53,381)	W	17-10
9/29	Cleveland (43,472)	W	29-7
10/6	@ San Francisco (48,675)	W	34-9
10/13	Dallas (49,885)	W	31-28
10/20	@ Houston (26,371)	W	31-27
10/27	Washington (49,410)	W	23-20
11/3	@ Dallas (64,146)	L	14-17
11/11	Minnesota (50,183)	L	24-28
11/17	@ Philadelphia (61,982)	W	13-3
11/24	@ New York Giants (49,915)	W	23-21
12/1	Kansas City (41,863)	L	13-17
12/8	@ New Orleans (57,152)	L	0-14
12/15	New York Giants (47,414)	W	26-14

285-218

Home: 5-2 (322,549) Away: 5-2 (361,622)

**NFC Divisional Playoff**

12/21 @ Minnesota (44,626) L 14-30

**1977 (7-7)**

Don Coryell, Head Coach

9/18	@ Denver (75,002)	L	0-7
9/25	Chicago (49,878)	W	16-13
10/2	@ Washington (55,031)	L	14-24
10/9	Dallas (50,129)	L	24-30
10/16	@ Philadelphia (64,535)	W	21-17
10/23	New Orleans (48,417)	W	49-31
10/31	New York Giants (50,323)	W	28-0
11/6	@ Minnesota (47,066)	W	27-7
11/14	@ Dallas (63,038)	W	24-17
11/20	Philadelphia (48,768)	W	21-16
11/24	Miami (50,269)	L	14-55
12/4	@ New York Giants (71,826)	L	7-27
12/10	Washington (36,067)	L	20-26
12/18	@ Tampa Bay (56,922)	L	7-17

272-287

Home: 4-3 (333,851) Away: 3-4 (430,420)

**1978 (6-10)**

Bud Wilkinson, Head Coach

9/3	@ Chicago (52,791)	L	10-17
9/10	New England (48,233)	L	6-16
9/17	Washington (49,282)	L	10-28
9/24	@ Dallas (62,760)	L	12-21
10/1	@ Miami (43,882)	L	10-24
10/8	Baltimore (47,479)	L	17-30
10/15	Dallas (48,991) (OT)	L	21-24
10/22	@ New York Jets (49,244)	L	10-23
10/29	@ Philadelphia (62,989)	W	16-10
11/5	New York Giants (48,820)	W	20-10
11/12	@ San Francisco (33,155)	W	16-10
11/19	@ Washington (52,460)	W	27-17
11/26	Philadelphia (39,693)	L	10-14
12/3	Detroit (39,200)	W	21-14
12/10	@ New York Giants (52,226)	L	0-17
12/17	Atlanta (40,022)	W	42-21

248-296

Home: 3-5 (361,720) Away: 3-5 (409,507)

**1981 (7-9)**

Jim Hanifan, Head Coach

9/6	Miami (50,351)	L	7-20
9/13	@ Dallas (63,602)	L	17-30
9/20	Washington (50,182)	W	40-30
9/27	@ Tampa Bay (65,850)	L	10-20
10/4	Dallas (49,777)	W	20-17
10/11	@ New York Giants (67,128)	L	14-34
10/18	@ Atlanta (51,428)	L	20-41
10/25	Minnesota (48,039)	W	30-17
11/1	@ Washington (50,643)	L	21-42
11/8	Philadelphia (48,421)	L	10-52
11/15	Buffalo (46,214)	W	24-0
11/22	@ Baltimore (24,784)	W	35-24
11/29	@ New England (39,946)	W	27-20
12/6	New Orleans (46,923)	W	30-3
12/13	New York Giants (47,358)	L	10-20
12/20	Philadelphia (56,656)	L	0-38

315-408

Home: 5-3 (384,675) Away: 2-6 (420,037)

**1979 (5-11)**

Bud Wilkinson, Head Coach (13 games)

Larry Wilson (3 games)

9/2	Dallas (50,855)	L	21-22
9/9	@ New York Giants (71,370)	W	27-14
9/16	Pittsburgh (50,416)	L	21-24
9/23	Washington (50,680)	L	7-17
9/30	@ Los Angeles Rams (48,160)	L	0-21
10/7	@ Houston (53,043)	W	24-17
10/14	Philadelphia (48,367)	L	20-24
10/21	@ Dallas (64,300)	L	13-22
10/28	Cleveland (47,845)	L	20-38
11/4	Minnesota (47,213)	W	37-7
11/11	@ Washington (50,868)	L	28-30
11/18	@ Philadelphia (70,235)	L	13-16
11/25	@ Cincinnati (25,103)	L	28-34
12/2	San Francisco (41,593)	W	13-10
12/9	New York Giants (39,802)	W	29-20
12/16	@ Chicago (42,810)	L	6-42

307-358

Home: 3-5 (376,771) Away: 2-6 (425,889)

**1982 (5-4)**

Jim Hanifan, Head Coach

9/12	@ New Orleans (58,673)	W	27-7
9/19	Dallas (50,705)	L	7-24
11/21	San Francisco (38,064)	L	20-31
11/28	@ Atlanta (33,411)	W	23-20
12/5	@ Philadelphia (63,622)	W	23-20
12/12	Washington (35,308)	L	7-12
12/19	@ Chicago (43,270)	W	10-7
12/26	New York Giants (39,824)	W	24-21
1/2	@ Washington (52,554)	L	0-28

135-170

Home: 1-3 (163,901) Away: 4-1 (251,530)

First Round Super Bowl Tournament

1/8 @ Green Bay (54,282) L 16-41

**1980 (5-11)**

Jim Hanifan, Head Coach

9/7	New York Giants (48,122)	L	35-41
9/14	@ San Francisco (49,999)	L	21-24
9/21	@ Detroit (80,027)	L	7-20
9/28	Philadelphia (49,079)	W	24-14
10/5	@ New Orleans (56,388)	W	40-7
10/12	Los Angeles Rams (50,230)	L	13-21
10/19	@ Washington (51,060)	L	0-23
10/26	@ Baltimore (33,506)	W	17-10
11/2	Dallas (50,701)	L	24-27
11/9	Atlanta (48,662)	L	27-33
11/16	@ Dallas (52,567)	L	21-31
11/23	Kansas City (42,871)	L	13-21
11/30	@ New York Giants (65,852)	W	23-7
12/7	Detroit (46,966)	W	24-23
12/14	@ Philadelphia (68,969)	L	3-17
12/21	Washington (35,942)	L	7-31

299-350

Home: 2-6 (373,573) Away: 3-5 (447,368)

**1983 (8-7-1)**

Jim Hanifan, Head Coach

9/4	@ New Orleans (65,225)	L	17-28
9/11	Dallas (48,532)	L	17-34
9/18	San Francisco (38,130)	L	27-42
9/25	@ Philadelphia (64,465)	W	14-11
10/2	@ Kansas City (58,975)	L	14-38
10/9	Washington (42,698)	L	14-38
10/16	@ Tampa Bay (48,224)	W	34-27
10/24	New York Giants (45,630)	T	20-20
10/30	Minnesota (38,796)	W	41-31
11/6	@ Washington (51,380)	L	7-45
11/13	Seattle (33,280)	W	33-28
11/20	San Diego (40,644)	W	44-14
11/24	@ Dallas (60,764)	L	17-35
12/4	@ New York Giants (25,156)	W	10-6
12/11	@ Los Angeles Raiders (32,111)	W	34-24
12/18	Philadelphia (21,902)	W	31-7

374-428

Home: 4-3-1 (309,612) Away: 4-4 (406,300)

**1984 (9-7)**

Jim Hanifan, Head Coach

9/2	@ Green Bay (53,738)	L	23-24
9/9	Buffalo (35,785)	W	37-7
9/16	@ Indianapolis (60,274)	W	34-33
9/23	@ New Orleans (58,723)	L	24-34
9/30	Miami (46,991)	L	28-36
10/7	@ Dallas (61,438)	W	31-20
10/14	Chicago (49,554)	W	38-21
10/21	Washington (50,262)	W	26-24
10/28	@ Philadelphia (54,310)	W	34-14
11/4	Los Angeles Rams (51,010)	L	13-16
11/11	Dallas (48,721)	L	17-24
11/18	@ New York Giants (73,428)	L	10-16
11/25	Philadelphia (39,858)	W	17-16
12/2	@ New England (53,558)	W	33-10
12/9	New York Giants (49,973)	W	31-21
12/16	@ Washington (54,299)	L	27-29
			423-345

Home: 5-3 (327,154) Away: 4-4 (469,768)

**1986 (4-11-1)**

Gene Stallings, Head Coach

9/7	Los Angeles Rams (40,347)	L	10-16
9/14	@ Atlanta (46,463)	L	13-33
9/21	@ Buffalo (65,762)	L	10-17
9/29	Dallas (49,077)	L	7-31
10/5	New York Giants (40,562)	L	6-13
10/12	@ Tampa Bay (33,307)	W	30-19
10/19	@ Washington (53,494)	L	21-28
10/26	@ Dallas (60,756)	L	6-37
11/2	Philadelphia (33,051)	W	13-10
11/9	@ San Francisco (50,172)	L	17-43
11/16	New Orleans (32,069)	L	7-16
11/23	Kansas City (29,680)	W	23-14
11/30	Washington (35,637)	L	17-20
12/7	@ Philadelphia (50,148)	T	10-10
12/14	@ New York Giants (75,261)	L	7-27
12/21	Tampa Bay (23,957)	W	21-17
			218-351

Home: 3-5 (284,380) Away: 1-6-1 (435,363)

**1985 (5-11)**

Jim Hanifan, Head Coach

9/8	@ Cleveland (62,107)	W (ot)	27-24
9/15	Cincinnati (46,321)	W	41-27
9/22	@ New York Giants (74,987)	L	17-27
9/29	Green Bay (48,598)	W	43-28
10/7	@ Washington (53,134)	L	10-27
10/13	@ Philadelphia (48,186)	L	7-30
10/20	@ Pittsburgh (56,478)	L	10-23
10/27	Houston (43,190)	L	10-20
11/4	Dallas (49,337)	W	21-10
11/10	@ Tampa Bay (34,736)	L	0-16
11/17	Philadelphia (39,032)	L	14-24
11/24	New York Giants (41,248)	L	3-34
11/28	@ Dallas (54,125)	L	17-35
12/8	New Orleans (29,527)	W	28-16
12/15	@ Los Angeles Rams (52,052)	L	14-46
12/21	Washington (28,090)	L	16-27
			278-414

Home: 4-4 (325,343) Away: 1-7 (435,805)

**1987 (7-8)**

Gene Stallings, Head Coach

9/13	Dallas (47,241)	W	24-13
9/20	@ San Diego (47,998)	L	24-28
9/27	Indianapolis - was not played		
10/4	@ Washington (27,728)	L	21-28
10/11	New Orleans (11,795)	W	24-19
10/18	@ San Francisco (38,094)	L	28-34
10/25	@ New York Giants (74,391)	L	7-30
11/1	Philadelphia (24,586)	L	23-28
11/8	Tampa Bay (22,449)	W	31-28
11/15	Los Angeles Rams (27,730)	L	24-27
11/22	@ Philadelphia (55,592)	W	31-19
11/29	@ Atlanta (15,909)	W	34-21
12/6	Washington (31,324)	L	17-34
12/13	New York Giants (29,623)	W	27-24
12/20	@ Tampa Bay (32,046)	W	31-14
12/27	@ Dallas (36,788)	L	16-21
			362-368

Home: 4-3 (194,748) Away: 3-5 (328,536)

**CARDINALS COACHING HISTORY**

Chicago 1920-59, St. Louis 1960-87

(338-431-37)

1920	Marshall Smith	5-2-1	1946-48	Jimmy Conzelman	27-10-0
1921-22	John (Paddy) Driscoll	12-6-3	1949	Phil Handier-Buddy Parker***	6-5-1
1923-24	Arnold Horween	13-8-1	1950-51	Earl (Curly) Lambeau	8-16-0
1925-26	Norman Barry	16-8-2	1952	Joe Kuharich	4-8-0
1927	Fred Gillies	3-7-1	1953-54	Joe Stydahar	3-20-1
1928	Guy Chamberlin	1-5-0	1955-57	Ray Richards	14-21-1
1929-30	Erie Nevers	11-12-3	1958-61	Frank (Pop) Ivy	17-31-2
1931	LeRoy Andrews*	0-2-0	1962-65	Wally Lemm	27-26-3
1931	Ernie Nevers	5-2-0	1966-70	Charley Winner	35-30-5
1932	Jack Chevigny	2-6-2	1971-72	Bob Hollway	8-18-2
1933-34	Paul Schissler	6-15-1	1973-77	Don Coryell	42-29-1
1935-38	Milan Creighton	16-26-4	1978-79	Bud Wilkinson****	9-20-0
1939	Ernie Nevers	1-10-0	1979	Larry Wilson	2-1-0
1940-42	Jimmy Conzelman	8-22-3	1980-85	Jim Hanifan	39-49-1
1943-45	Phil Handier**	1-29-0	1986-	Gene Stallings	11-19-1

\*Resigned after two games in 1931

\*\*Co-coach with Walt Kiesling of 1944 Card-Pitt team

\*\*\*Co-coaches

\*\*\*\*Released after 13 games in 1979



# PRESEASON HISTORY

## 1960 (4-2)

8/13	Dallas @ San Antonio (14,000)	W	20-13
8/20	Detroit @ Toledo (8,036)	L	21-24
8/26	Baltimore @ Charleston, SC (14,000)	W	31-21
9/ 5	@ Green Bay (20,668)	L	14-35
9/ 9	Philadelphia (23,666)	W	35-14
9/18	@ San Francisco (13,021)	W	24-17
			<b>145-124</b>

## 1961 (1-4)

8/2	@ Toronto Argonauts (24,376)	W	36- 7
8/18	Green Bay (31,056)	L	10-31
8/26	Pittsburgh @ Jacksonville (13,090)	L	14-24
9/ 1	@ Detroit (12,621)	L	7-20
9/ 9	Philadelphia @ Hershey, PA (13,392)	L	0-27
			<b>67-109</b>

## 1962 (1-3-1)

8/11	New York Giants @ Canton, OH (15,000)	T	21-21
8/18	Green Bay @ Jacksonville (21,622)	L	14-41
8/25	@ Minnesota (15,500)	W	24-21
9/ 1	Detroit @ Omaha, NE (13,319)	L	14-19
9/ 7	Detroit (32,439)	L	0-14
			<b>73-116</b>

## 1963 (2-2)

8/16	San Francisco @ Salt Lake City (19,038)	W	24-22
8/24	Detroit @ Omaha, NE (14,400)	L	17-22
8/31	@ Chicago (60,884)	W	17-14
9/ 6	Minnesota (30,842)	L	0-35
			<b>58-93</b>

## 1964 (3-2)

8/ 8	Green Bay @ New Orleans (63,000)	W	20- 7
8/15	Minnesota @ Atlanta (10,500)	L	10-24
8/21	Baltimore (32,069)	W	30-21
8/28	@ Chicago (50,173)	W	7- 3
9/ 5	Washington @ Norfolk, VA (20,642)	L	10-17
			<b>77-72</b>

## 1965 (1-3-1)

8/14	Baltimore @ New Orleans (75,229)	L	10-22
8/21	Washington @ Richmond, VA (19,000)	L	7-13
8/27	San Francisco (29,831)	T	17-17
9/ 3	@ Chicago (52,648)	W	25- 3
9/11	@ Green Bay (50,858)	L	13-31
Home:	0-1-1 (105,060) Away: 1-2 (122,506)		<b>72-86</b>

## 1966 (2-3)

8/ 6	Atlanta (34,303)	W	20-10
8/11	@ Detroit (24,011)	W	28-14
8/19	Baltimore (28,304)	L	7-33
8/27	@ Los Angeles Rams (33,172)	L	14-32
9/ 2	@ Chicago (58,620)	L	20-22
Home:	1-1 (62,607) Away: 1-2 (115,803)		<b>89-112</b>

## 1967 (1-4)

8/12	New Orleans @ Shreveport (28,500)	L	14-23
8/21	Baltimore (34,054)	W	9- 5
8/26	Pittsburgh @ Nashville, TN (10,376)	L	13-24
9/ 1	@ Chicago (41,079)	L	14-42
9/ 8	Detroit (18,083)	L	7-21
Home:	1-2 (52,137) Away: 0-2 (69,579)		<b>57-115</b>

## 1968 (3-2)

8/ 9	Pittsburgh (26,811)	W	24- 7
8/17	@ Kansas City (47,462)	L	10-13
8/25	New York Giants @ New Haven (53,776)	W	18-10
9/ 1	Minnesota (25,233)	W	31-28
9/ 6	@ Chicago (59,681)	L	17-19
Home:	2-0 (52,044) Away: 1-2 (160,919)		<b>100-77</b>

## 1969 (4-2)

8/ 9	New York Jets (50,372)	W	13-6
8/16	Pittsburgh @ Norfolk, VA (13,815)	W	27-13
8/23	Minnesota @ Memphis, TN (34,416)	L	13-41
8/29	Kansas City (48,006)	L	21-31
9/ 7	@ San Francisco (32,506)	W	21-10
9/21	@ Chicago (61,227)	W	37-31
Home:	1-1 (98,378) Away: 3-1 (141,965)		<b>132-132</b>

## 1970 (3-2)

8/15	@ Denver (36,327)	L	16-26
8/22	Cincinnati (15,864)	W	41-20
8/29	Chicago (38,888)	W	24- 3
9/ 5	San Diego @ Cleveland (83,043)	L	27-38
9/12	Kansas City (50,661)	W	34-24
Home:	3-1 (188,456) Away: 0-1 (36,327)		<b>142-111</b>

## 1971 (2-2-1)

8/14	Houston (40,993)	W	16-14
8/21	@ Washington (40,228)	L	13-20
8/28	@ Cincinnati (55,493)	L	21-22
9/ 4	@ Kansas City (36,743)	T	17-17
9/10	Cleveland (46,171)	W	27-13
Home:	2-0 (87,164) Away: 0-2-1 (132,464)		<b>94-86</b>

## 1972 (4-2)

8/ 4	@ Buffalo (38,338)	W	27-10
8/12	@ Kansas City (78,190)	L	14-24
8/19	Denver (34,506)	W	17-13
8/24	@ Houston (38,596)	L	24-33
9/ 2	@ Green Bay (56,263)	W	31-10
9/ 9	Chicago (48,112)	W	33-14
Home:	2-0 (82,618) Away: 2-2 (211,387)		<b>146-104</b>

## 1973 (2-3)

8/11	@ San Diego (40,447)	W	17-13
8/18	@ Denver (39,088)	L	17-38
8/25	New York Jets (41,040)	W	13-10
9/ 1	@ Chicago (55,701)	L	20-31
9/ 7	Kansas City (49,486)	L	7-16
Home:	1-1 (90,526) Away: 1-2 (135,236)		<b>74-108</b>

## 1974 (3-4)

7/27	Buffalo @ Canton, OH (17,286)	W	17-13
8/ 3	Chicago @ Champaign, IL (12,877)	W	10- 0
8/10	Green Bay @ Milwaukee (43,000)	L	0-13
8/17	San Diego @ Seattle (5,383)	W	48-14
8/23	New York Jets (39,643)	L	7-20
8/31	Minnesota (38,040)	L	10-14
9/ 6	@ Kansas City (46,067)	L	16-31
Home:	2-2 (113,229) Away: 0-2 (89,067)		<b>21-99</b>

## 1975 (3-3)

8/ 9	@ Kansas City (40,081)	W	10- 3
8/16	New York Jets (41,265)	L	13-14
8/23	Chicago @ Champaign, IL (19,127)	L	13-14
8/30	San Diego (37,468)	W	14- 9
9/ 6	@ Minnesota (46,975)	W	13- 6
9/14	@ Denver (45,631)	L	17-21
Home:	1-1 (78,733) Away: 2-2 (15,814)		<b>80-67</b>

<b>1976 (4-2)</b>					
7/31	New York Jets (16,168)	W	13-12		
8/ 7	Oakland @ Tempe, AZ (33,216)	L	9-20		
8/16	San Diego @ Tokyo (38,000)	W	20-10		
8/21	@ Chicago (55,755)	W	20-14		
8/28	Denver (39,808)	L	17-21		
9/ 3	Kansas City (42,997)	W	31-14		
Home:	2-1 (98,973)	Away:	2-1 (126,971)	<b>110-91</b>	
<b>1977 (1-5)</b>					
8/ 6	Atlanta (24,667)	L	0- 3		
8/13	@ Denver (44,001)	L	7-15		
8/19	@ Cleveland (31,308)	L	10-19		
8/27	Cincinnati (44,876)	L	9-33		
9/ 2	Chicago (45,074)	W	23-14		
9/10	@ Kansas City (38,480)	L	20-37		
Home:	1-2 (114,617)	Away:	0-3 (113,789)	<b>69-121</b>	
<b>1978 (2-2)</b>					
8/ 5	@ Miami (46,657)	L	7-28		
8/12	@ Chicago (52,732)	W	26-14		
8/19	@ Green Bay (50,423)	L	17-23		
8/26	@ Kansas City (40,884)	W	12- 7		
Home:	0-0 (0)	Away:	2-2 (190,696)	<b>61-72</b>	
<b>1979 (2-2)</b>					
8/ 2	@ Houston (46,252)	L	7- 9		
8/ 9	Atlanta (39,705)	W	42-17		
8/18	@ Kansas City (43,214)	L	3-20		
8/25	Chicago (43,541)	W	10- 7		
Home:	2-0 (83,246)	Away:	0-2 (89,466)	<b>62-53</b>	
<b>1980 (2-2)</b>					
8/ 9	@ New Orleans (57,923)	L	13-17		
8/16	@ Tampa Bay (68,384)	W	21-14		
8/23	Kansas City (41,687)	L	10-20		
8/30	@ Chicago (56,866)	W	21-13		
Home:	0-1 (41,687)	Away:	2-1 (183,173)	<b>65-64</b>	
<b>1981 (3-1)</b>					
8/ 8	@ San Diego (49,234)	W	12-10		
8/14	@ Seattle (55,520)	W	30-21		
8/22	@ Kansas City (42,550)	W	16- 3		
8/29	Chicago (48,793)	L	27-31		
Home:	0-1 (48,793)	Away:	3-0 (147,304)	<b>85-65</b>	
<b>1982 (1-3)</b>					
8/13	@ Seattle (55,525)	L	0-14		
8/21	@ San Francisco (51,931)	L	13-16		
8/28	@ Chicago (62,078)	W	10- 3		
9/ 4	Kansas City (39,926)	L	6-10		
Home:	0-1 (39,926)	Away:	1-2 (169,534)	<b>29-43</b>	
<b>1983 (1-3)</b>					
8/ 6	Minnesota @ London (32,847)	L	10-28		
8/13	Chicago (31,375) (OT)	W	27-24		
8/20	@ Kansas City (34,070)	L	16-17		
8/27	Green Bay (33,041)	L	27-39		
Home:	1-1 (97,263)	Away:	0-2 (34,070)	<b>80-108</b>	
<b>1984 (3-1)</b>					
8/ 4	@ Chicago (34,399)	W	19-10		
8/10	Kansas City (30,223)	W	14-10		
8/17	@ Seattle (53,772)	L	7-17		
8/24	Minnesota (31,210)	W	31- 0		
Home:	2-0 (61,433)	Away:	1-1 (88,171)	<b>71-37</b>	
<b>1985 (2-2)</b>					
8/ 9	Chicago (36,305)	W	10- 3		
8/15	@ L. A. Rams (40,518)	L	7-39		
8/23	Pittsburgh (36,237)	W	14- 6		
8/31	@ Kansas City (38,618)	L	13-17		
Home:	2-0 (72,542)	Away:	0-2 (79,136)	<b>44-65</b>	
<b>1986 (2-3)</b>					
8/ 2	N. E. @ Canton, Ohio (22,739)	L	16-21		
8/ 9	@ Tampa Bay (31,550)	W	26-10		
8/16	Kansas City (30,305)	L	26-27		
8/23	@ Chicago (66,030)	W	14- 7		
8/29	@ San Diego (44,744)	L	17-24		
Home:	0-2 (53,044)	Away:	2-1 (142,324)	<b>99-89</b>	
<b>1987 (2-2)</b>					
8/15	@ Cleveland (78,650)	L	16-31		
8/22	Seattle (25,309)	W	28-21		
8/31	@ Chicago (66,030)	W	20-16		
9/6	Kansas City @ Memphis, TN (62,353) (ot)	L	10-13		
Home:	2-0 (87,662)	Away:	0-2 (144,680)	<b>74-81</b>	



# LEADERS BY YEARS

## RUSHING

Year	Player	Att.	Yds.	Avg.	Long	TD
1945	Frank Seno	93	355	3.0	47	2
1946	Pat Harder	106	545	5.1	55	4
1947	Elmer Angsman	110	412	3.7	18	7
1948	Charley Trippi	128	690	5.4	50	6
1949	Elmer Angsman	125	674	5.4	82	6
1950	Pat Harder	99	454	4.6	22	1
1951	Charley Trippi	78	501	6.4	32	4
1952	Charley Trippi	72	350	4.9	59	4
1953	Charley Trippi	97	443	4.5	21	0
1954	Ollie Matson	101	506	5.0	79	4
1955	Ollie Matson	109	475	4.3	54	1
1956	Ollie Matson	192	924	4.8	79	5
1957	Ollie Matson	134	577	4.3	57	6
1958	Ollie Matson	129	505	3.9	55	5
1959	John David Crow	140	666	4.8	73	3
1960	John David Crow	183	1,071	5.9	57	6
1961	Prentice Gautt	129	523	4.1	54	3
1962	John David Crow	192	751	3.9	35	*14
1963	Joe Childress	174	701	4.0	28	2
1964	John David Crow	163	554	3.4	57	7
1965	Bill Triplett	174	617	3.5	59	6
1966	John Roland	192	695	3.6	50	5
1967	John Roland	234	876	3.7	70	10
1968	Willis Crenshaw	203	813	4.0	66	6
1969	Cid Edwards	107	504	4.7	48	3
1970	MacArthur Lane	206	977	4.7	75	11
1971	MacArthur Lane	150	592	3.9	40	3
1972	Donny Anderson	153	536	3.5	19	4
1973	Donny Anderson	167	679	4.1	54	10
1974	Terry Metcalf	152	718	4.7	75	6
1975	Jim Otis	269	1,076	4.0	30	5
1976	Jim Otis	233	891	3.8	23	2
1977	Terry Metcalf	149	739	5.0	62	4
1978	Jim Otis	197	664	3.4	17	8
1979	Ottis Anderson	*331	*1,605	4.8	76t	8
1980	Ottis Anderson	301	1,352	4.5	52	9
1981	Ottis Anderson	328	1,376	4.2	28	9
1982	Ottis Anderson	145	587	4.0	64	3
1983	Ottis Anderson	296	1,270	4.3	43	5
1984	Ottis Anderson	289	1,174	4.1	24	6
1985	Stump Mitchell	183	1,006	5.5	64	7
1986	Stump Mitchell	174	800	4.6	44	5
1987	Stump Mitchell	203	781	3.8	42	3

## PASSING

Year	Player	Att.	Comp.	Pct.	Yds.	TD	Int.	Rating
1945	Paul Christman	219	89	40.6	1,147	5	12	42.5
1946	Paul Christman	229	100	43.7	1,656	13	18	54.7
1947	Paul Christman	301	138	45.8	2,191	17	22	59.1
1948	Ray Mallouf	143	73	51.0	1,160	13	6	91.2
1949	Paul Christman	151	75	49.7	1,015	11	13	60.0
1950	Jim Hardy	257	117	45.5	1,636	17	24	49.8
1951	Charley Trippi	191	88	46.1	1,191	8	13	52.1
1952	Charley Trippi	181	84	46.4	890	5	13	40.5

\* Indicates Cardinal Record

## PASSING (cont'd.)

Year	Player	Att.	Comp.	Pct.	Yds.	TD	Int.	Rating
1953	Jim Root	192	80	41.9	1,149	8	11	52.1
1954	Lamar McHan	255	105	41.2	1,475	6	22	32.6
1955	Lamar McHan	207	78	38.8	1,085	11	19	35.5
1956	Lamar McHan	152	72	47.4	1,159	10	8	73.3
1957	Lamar McHan	200	87	43.5	1,568	11	15	58.0
1958	M.C. Reynolds	195	105	53.8	1,422	11	11	72.6
1959	King Hill	181	82	45.3	1,015	7	13	46.2
1960	John Roach	188	87	46.3	1,423	17	18	62.6
1961	Sam Etcheverry	196	96	48.9	1,275	14	11	70.3
1962	Charley Johnson	308	150	48.7	2,440	16	20	65.9
1963	Charley Johnson	423	222	52.5	3,280	*28	21	79.3
1964	Charley Johnson	420	223	53.1	3,045	21	24	69.4
1965	Charley Johnson	322	155	48.1	2,439	18	15	72.8
1966	Charley Johnson	205	103	50.2	1,334	10	11	64.8
1967	Jim Hart	397	192	48.4	3,008	19	30	58.3
1968	Jim Hart	316	140	44.3	2,059	15	18	58.4
1969	Charley Johnson	260	131	50.4	1,847	13	13	69.5
1970	Jim Hart	373	171	45.8	2,574	14	18	61.6
1971	Jim Hart	243	110	45.3	1,626	8	14	54.5
1972	Gary Cuozzo	158	69	43.7	897	5	11	43.6
1973	Jim Hart	320	178	55.6	2,223	15	10	80.1
1974	Jim Hart	388	200	51.6	2,411	20	8	79.5
1975	Jim Hart	345	182	52.8	2,507	19	19	71.8
1976	Jim Hart	388	218	56.2	2,946	18	13	81.7
1977	Jim Hart	354	185	52.3	2,534	13	20	64.5
1978	Jim Hart	477	240	50.3	3,121	16	18	66.7
1979	Jim Hart	378	194	51.3	2,218	9	20	55.2
1980	Jim Hart	425	228	53.7	2,946	16	20	68.8
1981	Jim Hart	241	134	55.6	1,694	11	14	70.1
	Neil Lomax	236	119	50.4	1,575	4	10	60.0
1982	Neil Lomax	205	109	53.2	1,367	5	6	70.4
1983	Neil Lomax	354	209	59.0	2,636	24	11	92.0
1984	Neil Lomax	*560	*345	*61.6	*4,614	*28	16	*92.5
1985	Neil Lomax	471	266	56.5	3,214	18	12	79.9
1986	Neil Lomax	421	240	57.0	2,583	13	12	73.4
1987	Neil Lomax	463	275	59.4	3,387	24	12	88.5

## RECEIVING

Year	Player	No.	Yds.	Avg.	Long	TD
1945	Billy Dewell	26	370	14.2	70	1
1946	Mal Kutner	27	634	23.5	63	5
	Billy Dewell	27	643	*23.8	82	7
1947	Mal Kutner	43	994	21.9	70	7
1948	Mal Kutner	41	943	23.0	71	14
1949	Charley Trippi	34	484	14.1	49	6
1950	Bob Shaw	48	971	20.2	65	12
1951	Fran Polsfoot	57	796	14.0	80	4
1952	Don Stonesifer	54	617	11.4	26	0
1953	Don Stonesifer	56	684	12.2	46	2
1954	Don Stonesifer	44	607	13.8	39	3
1955	Don Stonesifer	28	330	11.8	28	5
1956	Don Stonesifer	22	320	14.5	58	2
1957	Gern Nagler	27	475	17.6	83	4
1958	Woodley Lewis	46	690	15.0	64	4
1959	Woodley Lewis	34	534	15.7	85	3
1960	Sonny Randle	62	892	14.4	57	*15
1961	Sonny Randle	44	591	13.4	41	9
1962	Sonny Randle	63	1,158	18.4	86	7
1963	Bobby Joe Conrad	73	967	13.2	48	10
1964	Bobby Joe Conrad	61	780	12.8	53	6
1965	Bobby Joe Conrad	58	909	15.7	71	5
1966	Jackie Smith	45	810	18.0	69	3

\* Indicates Cardinal Record

## RECEIVING (cont'd.)

Year	Player	No.	Yds.	Avg.	Long	TD
1967	Jackie Smith	56	1,205	21.5	76	9
1968	Jackie Smith	49	789	16.1	65	2
1969	Dave Williams	56	702	12.5	61	7
1970	John Gilliam	45	952	21.1	79	5
1971	John Gilliam	42	837	19.9	54	3
1972	John Roland	38	321	8.4	27	2
1973	Donny Anderson	41	409	10.0	44	3
	Jackie Smith	41	600	14.6	42	1
1974	Terry Metcalf	50	377	7.5	22	1
1975	Mel Gray	48	926	19.3	74	11
1976	Ike Harris	52	782	15.0	40	1
1977	Ike Harris	40	547	13.7	38	3
1978	Pat Tilley	62	900	14.5	43	3
1979	Pat Tilley	57	938	16.4	51t	6
1980	Pat Tilley	68	966	14.2	60t	6
1981	Pat Tilley	66	1,040	15.7	75	3
1982	Pat Tilley	36	465	14.5	34	2
1983	Roy Green	78	1,227	15.7	71t	14
1984	Roy Green	78	*1,555	19.9	83t	12
1985	Roy Green	50	693	13.9	47	5
1986	J.T. Smith	80	1,014	12.7	45	6
1987	J.T. Smith	*91	1,117	12.3	38	8

## PUNTING

Year	Player	No.	Avg.	Long	Blocked
1945	James Reynolds	38	36.4	48	0
1946	William Blackburn	35	41.9	60	0
1947	Ray Mallouf	43	39.9	62	0
1948	Ray Mallouf	45	39.0	61	0
1949	John Cochran	52	42.0	66	0
1950	Jim Hardy	56	39.4	76	0
1951	Fran Poltfoot	47	40.7	56	0
1952	Frank Tripucka	35	37.5	57	0
1953	Charley Trippi	54	42.8	63	0
1954	Charley Trippi	59	39.1	62	0
1955	Dave Mann	43	40.0	60	0
1956	John Roach	11	40.8	54	0
1957	Dave Mann	59	42.5	67	0
1958	Bobby Gordon	55	38.0	66	0
1959	Jerry Norton	59	44.9	60	0
1960	Jerry Norton	39	*45.3	62	0
1961	Jerry Norton	85	44.7	78	1
1962	Sam Etcheverry	59	38.3	61	1
1963	Jerry Stovall	65	40.7	69	0
1964	Jackie Smith	41	40.4	64	0
1965	Jim Bakken	26	42.2	56	0
	Jackie Smith	39	39.3	62	1
1966	Jackie Smith	47	37.9	56	1
1967	Chuck Latourette	62	40.8	67	0
1968	Chuck Latourette	65	41.6	55	0
1969	King Hill	73	37.6	57	1
1970	Chuck Latourette	65	40.9	59	0
1971	Chuck Latourette	56	38.5	55	1
1972	Donny Anderson	72	39.5	61	0
1973	Gary Kiethley	66	37.5	55	1
1974	Hal Roberts	81	38.7	57	0
1975	Jeff West	64	37.7	58	1
1976	Terry Joyce	64	36.4	54	2
1977	Duane Carrell	49	35.9	53	0
1978	Mike Wood	51	37.6	81	0
	Steve Little	46	38.0	52	2

\* Indicates Cardinal Record

## PUNTING (cont'd.)

Year	Player	No.	Avg.	Long	Blocked
1979	Steve Little	80	38.2	56	2
1980	Larry Swider	*99	41.5	66	1
1981	Carl Birdsong	69	41.8	75	0
1982	Carl Birdsong	54	43.8	65	0
1983	Carl Birdsong	85	41.5	59	0
1984	Carl Birdsong	67	38.7	59	1
1985	Carl Birdsong	85	41.7	67	2
1986	Greg Cater	61	37.2	52	1
1987	Greg Horne	24	40.5	51	0

## SCORING

Year	Player	TD	PAT	FG	Pts.
1945	Leo Cantor	5	0	0	30
1946	Ward Cuff	2	28-30	5-12	55
1947	Pat Harder	7	39-40	7-10	102
1948	Pat Harder	6	*53-53	7-17	110
1949	Pat Harder	8	45-47	3-5	102
1950	Bob Shaw	12	0	0	72
	Don Paul	6	0	0	36
1951	Billy Cross	6	0	0	36
1952	Ollie Matson	9	0	0	54
1953	Pat Summerall	0	23-23	9-24	50
1954	Ollie Matson	9	0	0	54
1955	Pat Summerall	1	23-25	8-19	53
1956	Pat Summerall	0	30-30	10-18	60
1957	Ollie Matson	9	0	0	54
1958	Ollie Matson	10	0	0	60
1959	Bobby Joe Conrad	6	30-31	6-9	84
1960	Sonny Randle	15	0	0	90
1961	Sonny Randle	9	0	0	54
1962	John David Crow	*17	0	0	102
1963	Jim Bakken	0	44-44	11-21	77
1964	Jim Bakken	0	40-40	25-38	115
1965	Jim Bakken	0	33-33	21-31	96
1966	Jim Bakken	0	27-28	23-40	96
1967	Jim Bakken	0	36-36	*27-39	*117
1968	Jim Bakken	0	40-40	15-24	85
1969	Jim Bakken	0	38-40	12-24	74
1970	Jim Bakken	0	37-38	20-32	97
1971	Jim Bakken	0	24-24	21-32	87
1972	Jim Bakken	0	19-21	14-22	61
1973	Jim Bakken	0	31-31	23-32	100
1974	Jim Bakken	0	30-36	13-22	69
1975	Jim Bakken	0	40-41	19-24	97
1976	Jim Bakken	0	33-35	20-27	93
1977	Jim Bakken	0	35-36	7-16	56
1978	Jim Bakken	0	27-31	11-22	60
1979	Ottis Anderson	10	0	0	60
1980	Ottis Anderson	9	0	0	54
1981	Neil O'Donoghue	0	36-37	19-32	93
1982	Neil O'Donoghue	0	15-16	8-13	39
1983	Neil O'Donoghue	0	45-47	15-29	90
1984	Neil O'Donoghue	0	48-51	23-35	117
1985	Stump Mitchell	10	0	0	60
1986	John Lee	0	14-17	8-13	38
1987	Jim Gallery	0	30-31	9-19	57

## PUNT RETURNS

Year	Player	No.	Yds.	Avg.	Long	TD
1945	Frank Seno	10	103	10.3	25	0
1946	Frank Seno	17	176	10.3	21	0
1947	John Cochran	10	147	14.7	31	0

\* Indicates Cardinal Record

## PUNT RETURNS (cont'd.)

Year	Player	No.	Yds.	Avg.	Long	TD
1948	Jerry Davis	16	334	20.9	70	2
1949	John Cochran	15	314	20.9	71	2
1950	Don Paul	18	194	10.8	82	1
1951	Don Paul	19	143	7.5	23	0
1952	Billy Cross	21	177	8.4	38	0
1953	Charley Trippi	21	239	11.4	38	0
1954	Ollie Matson	11	100	9.1	59	1
1955	Ollie Matson	13	245	18.8	78	2
1956	Frank Bernardi	18	217	12.1	95	1
1957	Woodley Lewis	24	175	7.3	31	0
1958	Bobby Joe Conrad	19	129	6.8	16	0
1959	Billy Stacy	29	281	9.7	74	2
1960	Bill Stacy	14	62	4.4	24	0
1961	Willie West	11	98	8.9	28	0
1962	Norm Beal	7	46	6.6	14	0
1963	Billy Gambrell	11	111	10.0	49	0
1964	Billy Gambrell	12	126	10.5	36	0
	Jim Burson	12	125	10.4	68t	1
1965	Abe Woodson	17	7	0.4	13	0
1966	John Roland	20	221	11.1	86t	1
1967	Phil Spiller	15	124	8.3	33	0
1968	Chuck Latourette	28	345	12.3	86t	1
1969	Roger Wehrli	13	65	5.0	25	0
1970	Chuck Latourette	30	171	5.7	16	0
1971	Larry Willingham	10	84	8.4	34	0
1972	Larry Willingham	9	41	4.6	13	0
1973	Gary Hammond	11	80	7.3	51	0
1974	Terry Metcalf	26	340	13.1	43	0
1975	Terry Metcalf	23	285	12.4	69t	1
1976	Terry Metcalf	17	188	11.1	39	0
1977	Terry Metcalf	14	108	7.7	23	0
1978	Willard Harrell	21	196	9.3	70t	0
1979	Willard Harrell	32	205	6.4	68	0
1980	Mark Bell	22	195	8.9	54	0
1981	Stump Mitchell	42	445	10.6	50t	1
1982	Stump Mitchell	27	165	6.1	15	0
1983	Stump Mitchell	38	337	8.9	34	0
1984	Stump Mitchell	38	333	8.8	39	0
1985	J.T. Smith	26	283	10.9	31	0
1986	Vai Sikahema	43	522	12.1	71t	2
1987	Vai Sikahema	*44	*550	12.5	76t	1

## INTERCEPTIONS

Year	Player	No.	Int.	Avg.	Long	TD
1945	Leo Cantor	5	70	14.0	26	0
1946	Mal Kutner	5	29	5.8	24	0
1947	John Cochran	8	122	15.3	39	0
1948	John Cochran	7	111	15.9	32	0
1949	Bob Nussbaumer	12	157	13.1	68	0
1950	Jerry Davis	9	40	4.4	15	0
1951	S.J. Whitman	7	102	14.6	31	0
1952	Roy Barni	6	70	11.7	38	0
1953	Ray Ramsey	10	237	23.7	46	1
1954	Dick Lane	10	181	18.1	64	0
1955	Dick Lane	6	69	11.5	31	0
1956	Lindon Crow	11	170	15.5	0	0
1957	Jim Hill	3	52	17.3	0	0
1958	Dick Nolan	5	30	6.0	0	0
1959	Billy Stacy	5	114	22.8	0	0
1960	Jerry Norton	10	96	9.6	0	0
1961	Jerry Norton	7	136	19.4	47t	2
1962	Bill Stacy	6	72	12.0	53	0

\* Indicates Cardinal Record

## INTERCEPTIONS (cont'd.)

Year	Player	No.	Int.	Avg.	Long	TD
1963	Pat Fischer	8	169	21.1	55	0
1964	Pat Fischer	10	164	16.4	39t	2
1965	Larry Wilson	6	153	25.5	96t	1
1966	Larry Wilson	10	180	18.0	91t	2
1967	Pat Fischer	4	85	21.3	69t	1
	Larry Wilson	4	75	18.8	44	0
	Jerry Stovall	4	6	1.5	6	0
1968	Larry Wilson	4	14	3.5	8	0
1969	Bob Atkins	3	74	24.7	42	0
	Roger Wehrli	3	44	14.7	44	0
1970	Roger Wehrli	6	50	8.3	41	0
1971	Larry Wilson	4	46	11.5	23	0
	Norm Thompson	4	45	11.3	25	0
1972	Larry Wilson	3	35	11.7	24	0
	Miller Farr	3	21	7.0	21	0
1973	Jim Tolbert	2	34	17.0	26	0
	Clarence Duren	2	13	6.5	13	0
1974	Norm Thompson	6	190	31.7	56t	1
1975	Norm Thompson	7	141	20.1	61t	1
1976	Norm Thompson	4	83	20.8	38	0
	Mike Sensibaugh	4	60	15.0	35t	1
	Roger Wehrli	4	31	7.8	26	0
1977	Roger Wehrli	5	44	8.8	41	0
1978	Ken Stone	9	139	15.4	33	0
1979	Ken Stone	6	70	11.6	30	0
1980	Ken Stone	5	63	12.6	20	0
1981	Ken Greene	7	111	15.9	47	0
1982	Benny Perrin	1	35	35.0	35	0
	Jeff Griffin	1	8	8.0	8	0
	Lee Nelson	1	7	7.0	7	0
	Ken Greene	1	2	2.0	2	0
	Carl Allen	1	0	0.0	0	0
	Mike Dawson	1	0	0.0	0	0
1983	Lionel Washington	8	92	11.5	26	0
1984	Lionel Washington	5	42	8.4	18	0
1985	E.J. Junior	5	109	21.8	53	0
1986	Cedric Mack	4	42	10.5	24	0
1987	Travis Curtis	5	65	13.0	31	0

## FIELD GOALS

Year	Player	Att.	Made	Pct.	Long
1945	Conway Baker	1	0	.000	—
1946	Ward Cuff	12	5	.417	42
1947	Pat Harder	10	7	.700	35
1948	Pat Harder	17	7	.412	36
1949	Vernon Yablonski	6	5	.833	34
1950	Pat Harder	9	4	.444	47
1951	Cliff Patton	8	5	.625	27
1952	Joe Geri	18	2	.111	40
1953	Pat Summerall	24	9	.375	49
1954	Pat Summerall	19	8	.421	50
1955	Pat Summerall	19	8	.421	42
1956	Pat Summerall	22	10	.455	42
1957	Pat Summerall	17	6	.353	34
1958	Bobby Joe Conrad	17	6	.353	45
1959	Bobby Joe Conrad	9	6	.667	37
1960	Gerry Perry	20	13	.650	—
1961	Gerry Perry	16	7	.438	38
1962	Gerry Perry	12	5	.417	42
1963	Jim Bakken	21	11	.524	45
1964	Jim Bakken	38	25	.659	51
1965	Jim Bakken	31	21	.677	45

\* Indicates Cardinal Record

## FIELD GOALS (cont'd.)

Year	Player	Att.	Made	Pct.	Long
1966	Jim Bakken	40	23	.575	47
1967	Jim Bakken	39	27	.692	47
1968	Jim Bakken	24	15	.625	47
1969	Jim Bakken	24	12	.500	46
1970	Jim Bakken	32	20	.625	49
1971	Jim Bakken	32	21	.656	45
1972	Jim Bakken	22	14	.636	49
1973	Jim Bakken	32	23	.719	46
1974	Jim Bakken	22	13	.591	47
1975	Jim Bakken	24	19	.792	47
1976	Jim Bakken	27	20	.741	43
1977	Jim Bakken	16	7	.438	49
1978	Jim Bakken	22	11	.500	45
1979	Steve Little	19	10	.526	51
1980	Neil O'Donoghue	15	11	.733	43
1981	Neil O'Donoghue	32	19	.594	47
1982	Neil O'Donoghue	13	8	.615	48
1983	Neil O'Donoghue	29	15	.517	52
1984	Neil O'Donoghue	35	23	.657	52
1985	Neil O'Donoghue	18	10	.556	49
1986	John Lee	13	8	.615	47
1987	Jim Gallery	19	9	.474	48

## KICKOFF RETURNS

Year	Player	No.	Yds.	Avg.	Long	TD
1945	Frank Seno	19	408	21.4	31	0
1946	Frank Seno	13	408	31.3	105	1
1947	Charley Trippi	15	321	21.4	33	0
1948	Jerry Davis	15	437	29.2	83	1
1949	Charley Trippi	18	427	23.7	48	0
1950	Don Paul	28	693	24.7	46	0
1951	Emil Stiko	17	429	25.2	41	0
1952	Ollie Matson	20	623	31.2	100	2
1953	Billy Cross	12	257	21.4	39	0
1954	Les Goble	27	749	27.7	94	2
1955	Ollie Matson	15	368	24.5	37	0
1956	Ollie Matson	13	362	27.7	105	1
1957	Woodley Lewis	26	682	26.2	52	0
1958	Ollie Matson	14	497	35.5	101	2
1959	Bobby Joe Conrad	18	388	21.7	33	0
1960	Willie West	13	370	28.5	87	0
1961	Pat Fischer	17	426	25.1	53	0
1962	Bill Triplett	24	608	25.3	49	0
1963	Jerry Stovall	15	419	27.9	55	0
1964	Jerry Stovall	24	566	23.6	47	0
1965	Abe Woodson	27	665	24.6	65	0
1966	Roy Shivers	27	762	28.2	94t	1
1967	Bobby Williams	24	583	24.3	38	0
1968	Chuck Latourette	46	1,237	26.9	75	0
1969	MacArthur Lane	20	523	26.2	69	0
1970	Chuck Latourette	13	254	19.5	24	0
1971	Mel Gray	30	740	24.7	65	0
1972	Bobby Moore	20	437	21.9	37	0
1973	Les Shy	16	445	27.8	97t	1
1974	Terry Metcalf	20	623	31.2	94t	1
1975	Terry Metcalf	35	960	27.4	93t	1
1976	Jerry Latin	16	357	22.3	39	0
	Terry Metcalf	16	325	20.3	33	0
1977	Terry Metcalf	32	772	24.1	51	0
1978	Willard Harrell	19	389	20.5	32	0
1979	Roy Green	41	1,007	24.6	106t	1

## KICKOFF RETURNS (cont'd.)

Year	Player	No.	Yds.	Avg.	Long	TD
1980	Roy Green	32	745	23.3	37	0
1981	Stump Mitchell	55	1,292	23.5	67	0
1982	Stump Mitchell	16	364	22.8	33	0
1983	Stump Mitchell	36	778	21.6	66	0
1984	Stump Mitchell	35	804	23.0	56	0
1985	Clyde Duncan	28	550	19.6	34	0
1986	Vai Sikahema	37	847	22.9	44	0
1987	Vai Sikahema	34	761	22.4	50	0

## OVERTIME RECORD

**Sept. 28, 1975 — Dallas 37, St. Louis 31**, at Dallas; Cardinals win toss. Hart's pass intercepted and returned by Jordan to Cardinals' 37. Staubach passes to DuPree for three yards and touchdown at 7:53.

**Nov. 16, 1975 — St. Louis 20, Washington 17**, at St. Louis; Cardinals win toss. Bakken kicks 37-yard field goal at 7:00.

**Oct. 31, 1976 — St. Louis 23, San Francisco 20**, at St. Louis; Cardinals win toss. Joyce punts and Leonard fumbles on return, Jones recovers at 49ers' 43. Bakken kicks 21-yard field goal at 6:42.

**Oct. 15, 1978 — Dallas 24, St. Louis 21**, at St. Louis; Cowboys win toss. Dallas drives from its 23 into field goal range. Septien kicks 27-yard field goal at 3:28.

**Sept. 14, 1980 — San Francisco 24, St. Louis 21**, at San Francisco; Cardinals win toss. Swider punts and Robinson returns to 49ers' 32. San Francisco drives 52 yards to St. Louis 16, where Wersching kicks 33-yard field goal at 4:12.

**Nov. 9, 1980 — Atlanta 33, St. Louis 27**, at St. Louis; Falcons win toss. Strong runs 21 yards for touchdown at 4:20.

**Oct. 24, 1983 — New York Giants 20, St. Louis 20**, at St. Louis; Cardinals win toss. Teams trade punts before O'Donoghue's 44-yard field goal attempt is wide left. Jennings' punt returned by Bird to St. Louis 21. Lomax pass intercepted by Haynes who loses six yards to New York 33. Jennings' punt downed on St. Louis 17. O'Donoghue's 19-yard field goal attempt is wide right. Rutledge's pass intercepted by L. Washington who returns 25 yards to New York 25. O'Donoghue's 42-yard field goal attempt is wide right. Rutledge's pass intercepted by W. Smith at St. Louis 33 to end game.

**Sept. 8, 1985 — St. Louis 27, Cleveland 24**, at Cleveland; Cardinals win toss. O'Donoghue kicks 35-yard field goal nine plays later at 5:27.

**Dec. 7, 1986 — St. Louis 10, Philadelphia 10**, at Philadelphia; Cardinals win toss. White blocks Schubert's 40-yard field goal attempt. Teams trade punts. McFadden's 43-yard field goal attempt is wide left. Schubert's 37-yard field goal attempt is wide right. Cavanaugh's pass intercepted by Carter and returned to Eagles' 48 to end game.



- 1960 Jerry Norton, S (AP, UPI); Sonny Randle, E (AP, UPI).
- 1961 Jimmy Hill, DHB (NEA); Jerry Norton, S (NEA).
- 1963 Bobby Joe Conrad, FL (AP, UPI); Len Gray, G (UPI); Larry Wilson, S (UPI).
- 1964 Bob DeMarco, C (NEA); Pat Fischer, DHB (AP, NEA, UPI); Ken Gray, G (AP, UPI); Dale Meinert, LB (NEA).
- 1965 Ken Gray, G (UPI)
- 1966 Larry Wilson, S (AP, NEA, UPI)
- 1967 Bob DeMarco, C (AP); Ernie McMillan, T (NEA); Jackie Smith, TE (UPI); Larry Wilson, S (AP, NEA).
- 1968 Larry Wilson, S (AP, NEA, UPI)
- 1969 Larry Wilson, S (AP, NEA, UPI)
- 1970 All-NFL: MacArthur Lane, RB (NEA); Roger Wehrli, CB (NEA); Larry Wilson, S (PFWA). All-NFC: Lane, RB (UPI); Ernie McMillan, T (UPI); Larry Stallings, LB (UPI); Wehrli (UPI); Wilson (AP, UPI).
- 1971 All-NFC: Ernie McMillan, T (UPI); Roger Wehrli, CB (UPI).
- 1974 All-NFL: Mel Gray, WR (NEA); Roger Wehrli, CB (NEA). All-NFC: Jim Hart, QB (AP, UPI, Sporting News); Wehrli, (AP, UPI, Sporting News); NFC Player of the Year: Jim Hart (UPI); Terry Metcalf, RB (New York PFWA). NFL Coach of Year: Don Coryell (AP, Sporting News). NFC Coach of Year: Coryell (UPI, PFWA). (Note: Metcalf was runnerup to NFL MVP, AP, and runnerup to NFC Player of Year, UPI).
- 1975 All-NFL: Jim Bakken, K (AP, NEA, PFWA, Pro FB Weekly, NY News); Dan Dierdorf, T (PFWA, NY News); Mel Gray, WR (AP, PFWA, NY News, Pro FB Weekly, FB News); Terry Metcalf, KR (FB News); Roger Wehrli, CB (AP, PFWA, NY News, Pro FB Weekly). All-NFC: Bakken (AP, Inside FB Report, Pro FB Weekly, Sporting News); Tom Banks, C (Pro FB Weekly); Dierdorf (AP, UPI, Inside FB Report, Pro FB Weekly, NY News); Gray (AP, UPI, Inside FB Report, Pro FB Weekly, NY News, Sporting News); Metcalf, RB (AP, UPI, Inside FB Report, Pro FB Weekly, NY News, Sporting News). KR (Pro FB Weekly); Wehrli (AP, UPI, Inside FB Report, Pro FB Weekly, NY News, Sporting News), NFL MVP: Metcalf (NY News). NFC Coach of the Year: Don Coryell (Inside FB Report).
- 1976 All-NFL: Jim Bakken, K (AP, NEA, PFWA, Pro FB Weekly); Tom Banks, C (AP, Football Digest); Dan Dierdorf, T (AP, NEA, PFWA, NY News, NY Post); Conrad
- Dobler, G (NEA); Roger Wehrli, CB (AP, PFWA). Second team All-NFL: Banks, C (NEA, PFWA); Dobler, G (AP), All-NFC: Bakken, K (AP, UPI, Sporting News, NY News, Pro FB Weekly); Dobler, G (AP, UPI, Sporting News); Mel Gray, WR (AP, Sporting News); Wehrli, CB (AP, UPI, Sporting News, Pro FB Weekly, NY News); Bob Young, G (NY News); NFC Offensive Lineman of the Year: Dan Dierdorf, T (NFC Players).
- 1977 All-NFL: Dan Dierdorf, T (AP, PFWA, NEA); Roger Wehrli, CB (AP, NEA); Second team All-NFL: Tom Banks, C (AP). All-NFC: Tom Banks, C (UPI, Sporting News); Dan Dierdorf, T (UPI, Sporting News); Bob Young, G (Sporting News); NFC Offensive Lineman of the Year: Dan Dierdorf, T (NFC Players).
- 1978 All-NFL: Dan Dierdorf, T (AP, NEA, PFWA, Pro FB Weekly). All-NFC: Dan Dierdorf, T (Sporting News, UPI); Tom Banks, C (Sporting News, UPI, Pro FB Weekly); Bob Young, G (Sporting News, Pro FB Weekly); Honorable Mention All-NFC: Ken Stone, S, Pat Tilley, WR Roger Wehrli, CB (UPI); All-Rookie NFC: Ken Greene, S (UPI, Pro FB Weekly); NFC Offensive Lineman of the Year: Dan Dierdorf, T (NFC Players).
- 1979 All-NFL: Ottis Anderson, RB (AP, PFWA); Bob Young, G (AP, Pro FB Weekly). All-NFC: Anderson, RB (UPI, Sporting News, Pro FB Weekly); Tom Banks, C (UPI, Sporting News); Roy Green, KR (Sporting News, Pro FB Weekly); Roger Wehrli, CB (UPI, Sporting News, Pro FB Weekly); Young, G (UPI, Sporting News, Pro FB Weekly). All-Rookie NFL: Anderson, RB (UPI, Pro FB Weekly, Football Digest), Joe Bostic, T (Football Digest); NFL Player of the Year: Anderson, RB (UPI, AP, Sporting News, Pro FB Weekly, PFWA, Football Digest-Offense, NY News); NFC Rookie of the Year: Anderson, RB (UPI, Sporting News).
- 1980 All-NFL: Pat Tilley, WR (Sports Illustrated); Dan Dierdorf, T (NEA). NFL All-Rookie: Rush Brown, T (UPI, Pro FB Weekly, Football Digest). Second Team All-NFC: Ottis Anderson, RB (UPI, AP); Dan Dierdorf, T (UPI, AP); Pat Tilley, WR (UPI).
- 1981 All-NFL: Roy Green, WR/DB (Sports Illustrated). All-NFC: Roy Green WR/DB (Pro Football Weekly). NFL All-Rookie: Neil Lomax, QB (UPI, PFWA, Football Digest,

- PFW); E.J. Junior, LB (UPI, Football Digest, PFW); Carl Birdsong, P (UPI); Stump Mitchell, RB (PFW); Greg LaFleur, TE (PFWA, Football Digest).
- 1982 NFL All-Rookie: Luis Sharpe, T (PFW, PFWA, Football Digest); Tootie Robbins, T (Football Digest, PFW, PFWA); Benny Perrin, S (PFW, PFWA).
- 1983 All-NFL: Roy Green, WR (AP, NEA, PFWA, Football Digest, Pro Football Weekly, The Sporting News, College and Pro Football Newsweekly, Football Digest); All-NFC: Carl Birdsong, P (UPI, Pro Football Weekly); Roy Green, WR (UPI, Pro Football Weekly).
- 1984 All-NFL: Roy Green, WR (AP, NEA, PFWA, Sporting News, College and Pro Football Newsweekly, Pro Football Weekly, Football Digest, Seagram Sports Award); E.J. Junior, ILB (AP, NEA, PFWA, Football Digest). All-NFC: Roy Green, WR (Pro Football Weekly, UPI); E.J. Junior, (UPI); Curtis Greer, DE (UPI), Stump Mitchell, KR (Pro Football Weekly), Randy Clark, C (NEA), Luis Sharpe, T (UPI), Neil Lomax, QB (UPI).
- 1985 All-NFC: E.J. Junior, ILB (UPI); All-Rookie: Lance Smith, T, Freddie Joe Nunn, OLB, Lonnie Young, S (UPI); Young, S (PFWA), Young, S, Nunn, OLB (FB Digest).
- 1986 NFL All-Rookie: Gene Chilton, C, Vai Sika-hema, PR-KR, John Lee, K (Pro Football Weekly); Lee, K (PFWA); All-NFL Second Team: Leonard Smith, SS (AP, UPI, NEA), Sika-hema, PR-KR (AP); All-NFC: Sika-hema, PR-KR (Pro Football Weekly), Ron Wolfley, Special Teams (PFWA).
- 1987 NFL All-Rookie: Robert Awalt, TE, Todd Peat, G (UPI, Pro Football Weekly, PFWA, Football Digest); All-NFL Second Team: Awalt, TE (NEA), Luis Sharpe, T (UPI); J.T. Smith, WR (AP); All-NFL: J.T. Smith, WR, Ron Wolfley, Special Teams (Pro Football Weekly); Smith, WR (The Sporting News); Vai Sika-hema, KR (AP); All-NFC: Leonard Smith, SS (Football News), J.T. Smith, WR (UPI); All-NFC Second Team: Neil Lomax, QB (UPI); NFL Rookie of the Year: Awalt, TE (The Sporting News); NFC Rookie of the Year: Awalt, TE (UPI).

## PRO BOWL SELECTIONS

- 1960 Jimmy Hill, DB; Jerry Norton, DB; Sonny Randle, WR; Leo Sugar, DE.
- 1961 Ken Gray, G; Jimmy Hill, DB; Jerry Norton, DB; Sonny Randle, WR; Billy Stacy, DB.
- 1962 John David Crow, RB; Jimmy Hill, DB; Bill Koman, LB; Sonny Randle, WR; Larry Wilson, DB.
- 1963 Bob DeMarco, C; Ken Gray, G; Charley Johnson, QB; Dale Meinert, LB; Larry Wilson, DB.
- 1964 Bobby Joe Conrad, WR; Pat Fischer, DB; Irv Goode, G; Ken Gray, G; Bill Koman, LB.
- 1965 Jim Bakken, K; Bob DeMarco, C; Pat Fischer, DB; Ernie McMillan, T; Dale Meinert, LB; Sonny Randle, WR; Sam Silas, DT; Larry Wilson, DB.
- 1966 Ken Gray, G; Bob Reynolds, T; Joe Robb, DE; John Roland, RB; Jackie Smith, TE; Jerry Stovall, DB; Chuck Walker, DT; Larry Wilson, DB.
- 1967 Jim Bakken, K; Bob DeMarco, C; Irv Goode, G; Ken Gray, G; Ernie McMillan, T; Dale Meinert, LB; Jackie Smith, TE; Jerry Stovall, DB; Larry Wilson, DB.
- 1968 Don Brumm, DE; Ken Gray, G; Bob Reynolds, T; Jackie Smith, TE; Larry Wilson, DB.
- 1969 Ernie McMillan, T; Bob Reynolds, T; Jackie Smith, TE; Jerry Stovall, DB; Larry Wilson, DB.
- 1970 MacArthur Lane, RB; Ernie McMillan, T; Jackie Smith, TE; Larry Stallings, LB; Roger Wehrli, DB; Larry Wilson, DB.
- 1971 Roger Wehrli, DB.
- 1974 Dan Dierdorf, T; Mel Gray, WR; Jim Hart, QB; Terry Metcalf, RB; Roger Wehrli, CB.
- 1975 Jim Bakken, K; Tom Banks, C; Dan Dierdorf, T; Conrad Dobler, G; Mel Gray, WR; Jim Hart, QB; Terry Metcalf, RB; Jim Otis, RB; Roger Wehrli, CB.
- 1976 Jim Bakken, K; Tom Banks, C; Dan Dierdorf, T; Conrad Dobler, G; Mel Gray, WR; Jim Hart, QB; Roger Wehrli, CB.
- 1977 Tom Banks, C; Conrad Dobler, G; Dan Dierdorf, T; Mel Gray, WR; Jim Hart, QB; Terry Metcalf, RB; Roger Wehrli, CB.
- 1978 Tom Banks, C; Dan Dierdorf, T; Bob Young, G.
- 1979 Otis Anderson, RB; Roger Wehrli, CB; Bob Young, G.
- 1980 Otis Anderson, RB; Dan Dierdorf, T; Pat Tilley, WR.
- 1983 Carl Birdsong, P; Roy Green, WR.
- 1984 Roy Green, WR; E.J. Junior, ILB; Neil Lomax, QB.
- 1985 E.J. Junior, ILB.
- 1986 Vai Sika-hema, PR; Ron Wolfley, Special Teams.
- 1987 Neil Lomax, QB; Luis Sharpe, T; Vai Sika-hema, KR; Ron Wolfley, Special Teams.



# CARDINALS BIG DAYS

## RUSHING

(includes all 100-yard days)

- 203—John David Crow vs. Pittsburgh, 12/18/60 (24 carries).  
193—Ottis Anderson vs. Dallas, 9/2/79 (21 carries).  
182—Wayne Morris @ Minnesota, 11/6/77 (27 carries).  
179—**Stump Mitchell vs. Philadelphia, 11/17/85 (22 carries).**  
177—Ottis Anderson vs. Buffalo, 11/15/81 (27 carries).  
176—Bill Triplett @ New York Giants, 10/31/65 (23 carries).

- 168—Ottis Anderson @ New York Giants, 11/30/80 (31 carries).  
164—Ottis Anderson vs. Minnesota, 11/4/79 (25 carries).  
163—Ollie Matson vs. Washington, 11/21/54.  
162—Willis Crenshaw @ New York Giants, 12/8/68 (26 carries).  
158—**Stump Mitchell vs. New Orleans, 12/8/85 (28 carries).**  
157—John David Crow @ Washington, 11/20/60 (17 carries).

- 156—Ottis Anderson vs. Philadelphia, 12/18/83 (23 carries).  
155—Ollie Matson vs. Washington, 11/20/57.  
151—Ottis Anderson vs. Philadelphia, 9/28/80 (27 carries).  
148—**Stump Mitchell vs. Houston, 10/27/85 (21 carries).**  
147—Jim Otis @ Chicago, 12/14/75 (33 carries).  
146—MacArthur Lane vs. Washington, 9/27/70 (28 carries).

- 146—Elmer Angsman vs. Green Bay, 10/10/48.  
145—**Stump Mitchell @ Philadelphia, 12/5/82 (25 carries).**  
145—Charley Trippi @ Chicago Bears, 12/16/51.  
143—John David Crow vs. Dallas, 10/23/60 (24 carries).  
140—Ottis Anderson vs. New York Giants, 12/9/79 (29 carries).  
140—Jim Otis @ Seattle, 9/12/76 (27 carries).

- 136—Ottis Anderson @ New England, 12/2/84 (30 carries).  
136—Ottis Anderson vs. Minnesota, 10/30/83 (24 carries).  
136—Joe Childress @ Philadelphia, 9/22/63 (29 carries).  
136—John David Crow @ Washington, 11/20/60 (15 carries).  
135—Prentice Gautt @ Philadelphia, 10/1/61 (15 carries).  
134—John David Crow @ Philadelphia, 10/9/60 (16 carries).

- 133—Ottis Anderson @ Philadelphia, 9/25/83 (29 carries).  
133—Terry Metcalf @ Philadelphia, 9/16/73 (16 carries).  
132—MacArthur Lane vs. New Orleans, 10/11/70 (16 carries).  
130—Ottis Anderson vs. Seattle, 11/13/83 (29 carries).  
130—Ottis Anderson @ Baltimore, 11/22/81 (29 carries).  
130—Donny Anderson vs. New York Giants, 10/28/73 (18 carries).

- 130—John Roland @ Washington, 11/5/67 (25 carries).  
130—Ollie Matson vs. Pittsburgh, 11/5/55.  
130—Charley Trippi vs. Washington, 9/26/49.  
129—**Stump Mitchell vs. Washington, 12/21/85 (12 carries).**  
129—Ottis Anderson vs. San Francisco, 12/2/79 (27 carries).  
128—Cid Edwards vs. Pittsburgh, 11/30/69 (13 carries).

- 128—Bill Thornton @ Philadelphia, 11/22/64 (12 carries).  
126—**Stump Mitchell @ Tampa Bay, 10/12/86 (20 carries).**  
126—Ottis Anderson @ New Orleans, 10/5/80 (22 carries).  
126—George Grosvenor vs. Chicago Bears, 11/28/36.  
125—MacArthur Lane @ Philadelphia, 10/18/70 (15 carries).  
125—Charley Trippi vs. New York Giants, 10/30/49.



CHARLEY TRIPPI



JIM OTIS

- 124—John Roland vs. New York Giants, 9/17/67 (21 carries).  
**123—Stump Mitchell vs. San Francisco, 9/18/63 (8 carries).**  
 123—Wayne Morris @ Washington, 11/19/78 (36 carries).  
 123—John David Crow vs. Dallas, 10/23/60 (24 carries).  
 122—Ottis Anderson @ Atlanta, 11/28/82 (20 carries).  
 122—Ottis Anderson @ Washington, 11/1/81 (18 carries).
- 122—Ottis Anderson vs. Washington, 12/21/80 (22 carries).  
 122—John Roland @ Minnesota, 10/8/67 (17 carries).  
 121—Donny Anderson vs. New York Giants, 11/19/72 (22 carries).  
 119—Ottis Anderson @ Indianapolis, 9/16/84 (23 carries).  
 119—Ottis Anderson @ L.A. Raiders, 12/11/83 (24 carries).  
 119—Terry Metcalf vs. Washington, 12/10/77 (19 carries).
- 119—Jim Otis @ New York Giants, 12/12/76 (28 carries).  
 118—John David Crow vs. Dallas, 12/9/62 (18 carries).  
 117—Pat Harder vs. New York Yanks, 11/13/49  
 116—Jim Otis vs. Philadelphia, 10/19/75 (23 carries).  
 116—John Roland @ New York Giants, 11/28/71 (24 carries).  
 116—Elmer Angsman vs. Detroit, 10/23/49
- 115—Jim Otis @ Philadelphia, 11/7/76 (27 carries).  
 113—Ottis Anderson vs. San Diego, 11/20/83 (28 carries).  
 113—Terry Metcalf @ Seattle, 9/12/76 (16 carries).  
 112—Ottis Anderson @ Philadelphia, 11/18/79 (17 carries).  
 112—Jerry Latin @ Detroit, 12/21/75 (15 carries).  
 112—Pat Harder vs. Chicago Bears, 12/1/46
- 111—Ottis Anderson @ New York Giants, 11/18/84 (24 carries).  
**111—Derrick McAdoo @ San Francisco, 10/18/87 (23 carries).**  
**111—Stump Mitchell vs. New York Giants, 12/13/87 (26 carries).**  
 110—Ottis Anderson @ Dallas, 10/7/84 (25 carries).  
 110—Ottis Anderson vs. New York Giants, 12/26/82 (30 carries).  
**109—Stump Mitchell vs. Miami, 9/30/84 (20 carries).**
- 109—Ottis Anderson vs. Washington, 12/12/82 (15 carries).  
 109—Ottis Anderson @ Houston, 10/7/79 (16 carries).  
 109—Ottis Anderson @ New York Giants, 9/9/79 (31 carries).  
 109—Jim Otis vs. San Francisco, 10/31/76 (23 carries).  
 109—Jim Otis vs. Washington, 11/16/75 (23 carries).  
 109—Terry Metcalf vs. New York Giants, 10/5/75 (15 carries).
- 109—John Roland @ Washington, 10/23/66 (20 carries).  
**108—Stump Mitchell vs. New York Giants, 10/24/83 (24 carries),**  
 107—Ottis Anderson vs. Kansas City, 11/23/80 (16 carries).  
 107—Jim Otis vs. Baltimore, 12/4/76 (29 carries).  
 106—Ottis Anderson @ Kansas City, 10/2/83 (21 carries).  
 106—John Roland vs. New Orleans, 12/3/67 (21 carries).
- 105—Ottis Anderson @ Washington, 11/11/79 (25 carries).  
 105—Ottis Anderson @ Dallas, 10/21/79 (20 carries).  
 105—Donny Anderson @ Cincinnati, 11/25/73 (18 carries).  
 104—Ottis Anderson vs. Green Bay, 9/29/85 (20 carries).  
 104—Charley Trippi vs. Boston, 10/24/48  
 103—Charley Trippi vs. Detroit, 11/7/48
- 102—Ottis Anderson @ Philadelphia, 12/20/81 (19 carries).  
 102—Wayne Morris @ New Orleans, 10/5/80 (22 carries).  
 102—Donny Anderson vs. Chicago, 10/29/72 (18 carries).  
 102—Bill Triplett vs. Cleveland, 12/1/63 (16 carries).  
 101—Jim Otis vs. New York Giants, 10/5/75 (20 carries).  
**101—Stump Mitchell vs. Washington, 12/6/87 (20 carries).**
- 101—Stump Mitchell @ Tampa Bay, 12/20/87 (23 carries).**  
 100—Ottis Anderson @ Dallas, 11/16/80 (31 carries).  
 100—Terry Metcalf @ Atlanta, 12/9/73 (18 carries).



**OTTIS ANDERSON**



**JOHN DAVID CROW**

- 468—Neil Lomax @ Washington, 12/16/84 (37-46)  
 457—Neil Lomax @ San Diego, 9/20/87 (32-61).  
 428—Charley Johnson vs. Pittsburgh, 10/13/63 (21-42).  
 \*390—Neil Lomax @ Philadelphia, 12/7/86 (30-48).  
 388—Neil Lomax vs. Dallas, 11/11/84 (27-52)  
 386—Charley Johnson vs. Philadelphia, 12/16/62 (17-32).  
 \*385—Neil Lomax @ Green Bay, 1/8/83 (32-51).  
 383—Charley Johnson @ Philadelphia, 9/19/65 (20-43).  
 374—Charley Johnson vs. New Orleans, 11/2/69 (20-37).  
 371—Charley Johnson vs. Philadelphia, 12/13/64 (28-49).  
 369—Neil Lomax @ Atlanta, 11/29/87 (25-42).  
 365—Charley Johnson @ New York Giants, 11/4/62 (26-41).  
 361—Neil Lomax vs. Washington, 10/21/84 (20-38)  
 354—Neil Lomax @ Dallas, 10/7/84 (19-29)  
 353—Jim Hart vs. Minnesota, 11/11/74 (28-42).  
 353—Jim Hart vs. Pittsburgh, 11/10/68 (17-40).  
 346—Jim Hart vs. Dallas, 10/17/76 (22-33).  
 344—Jim Hart vs. Atlanta, 11/9/80 (25-43).  
 341—Neil Lomax vs. Los Angeles Rams, 11/4/84 (34-52)  
 334—Jim Hart vs. Philadelphia, 12/17/72 (19-30).  
 333—Jim Hart vs. Atlanta, 12/17/78 (22-40).  
 329—Jim Hart @ Cincinnati, 11/25/79 (23-38).  
 324—Jim Hart @ Los Angeles Rams, 11/14/76 (20-33).  
 322—Jim Hart vs. New York Giants, 9/7/80 (18-31).  
 320—Buddy Humphrey vs. New York Giants, 11/21/65 (22-39).  
 320—Paul Christman vs. Detroit, 9/28/47 (16- ).  
 319—Neil Lomax @ Dallas, 11/28/85 (28-43).  
 317—Jim Hart vs. Green Bay, 10/30/67 (16-29).  
 315—Charley Johnson vs. Philadelphia, 12/8/63 (14-29).  
 314—Jim Hart @ Dallas, 9/28/75 (15-32).  
 314—Neil Lomax vs. Tampa Bay, 11/8/87 (25-36).  
 314—Neil Lomax @ Dallas, 12/27/87 (28-54).  
 313—Jim Hart vs. Detroit, 10/1/67 (19-27).  
 310—Charley Johnson @ Cleveland, 9/26/65 (11-19).  
 308—Neil Lomax vs. Miami, 9/30/84 (22-37)  
 306—Jim Hart vs. Washington, 9/23/79 (24-43).  
 306—Charley Johnson @ Cleveland, 10/26/69 (15-30).  
 306—Charley Johnson @ New York Giants, 11/1/64 (15-29).  
 306—Pat Coffey vs. Chicago Bears, 1937 ( - ).  
 305—Jim Hart @ Washington, 11/1/81 (24-39).  
 302—Charley Johnson vs. Dallas, 12/9/62 (13-27).  
 301—Charley Johnson vs. Pittsburgh, 10/13/63 (21-42).  
 300—Neil Lomax vs. New York Giants, 12/9/84 (23-33)

\* Playoff Game.

\*\* Overtime Game.



**PAUL CHRISTMAN**



**NEIL LOMAX**

## RECEIVING

- 256—Sonny Randle @ New York Giants, 11/4/62 (16 catches, 1 TD).  
212—Jackie Smith vs. Pittsburgh, 10/13/63 (9 catches, 2 TD).  
198—Sonny Randle @ Cleveland, 9/26/65 (7 catches, 3 TD).  
197—John Gilliam @ Pittsburgh, 10/6/69 (10 catches, 1 TD).  
196—Roy Green @ Washington, 12/16/84 (8 catches, 2 TD).  
192—John Gilliam @ Cleveland, 10/26/69 (4 catches, 3 TD).  
189—Roy Green @ Dallas, 10/7/84 (8 catches, 2 TD).  
187—Mel Gray @ New York Giants, 10/25/75 (7 catches, 2 TD).  
183—Roy Green @ Indianapolis, 9/16/84 (8 catches, 2 TD).  
183—Dave Stief vs. Atlanta, 12/17/78 (9 catches, 1 TD).  
175—Taz Anderson vs. Philadelphia, 12/16/62 (8 catches).  
170—Roy Green vs. Dallas, 9/19/82 (10 catches, 1 TD).  
166—Roy Green vs. Chicago, 10/14/84 (6 catches).  
166—John Gilliam vs. Philadelphia, 11/21/71 (6 catches).  
165—Bob Shaw vs. Baltimore, 10/2/50 (8 catches, 5 TD).  
164—Dave Williams vs. New Orleans, 11/2/69 (8 catches, 4 TD).  
163—Roy Green vs. Washington, 10/21/84 (6 catches, 2 TD).  
163—Don Stonesifer vs. Washington, 11/21/54.  
162—Woodley Lewis @ Philadelphia, 12/15/57 (6 catches, 3 TD).  
160—Mal Kutner vs. Detroit, 9/28/47.



ROY GREEN



SONNY RANDLE, CHARLEY JOHNSON, BOBBY JOE CONRAD



# CARDINALS LONGEST PLAYS

## LONG RUNS FROM SCRIMMAGE

- 83—John David Crow vs. Washington, 10/4/58 (TD).
- 82—Elmer Angsman vs. Detroit, 10/23/49 (TD).
- 80—Paddy Driscoll vs. Kansas City, 10/18/25 (TD).
- 79—Ollie Matson vs. Pittsburgh, 11/25/56.
- 79—Ollie Matson vs. Washington, 11/21/54.
- 78—Charles Belden vs. Frankford, 10/25/30 (TD).
- 76—Ottis Anderson vs. Dallas, 9/2/79 (TD).
- 75—Ottis Anderson @ Philadelphia, 11/18/79.
- 75—Terry Metcalf @ Washington, 9/22/74 (TD).
- 75—MacArthur Lane @ Philadelphia, 10/18/70.
- 75—Ollie Matson vs. Pittsburgh, 11/28/54.
- 75—Mickey McDonald vs. Minneapolis, 10/13/29 (TD).
- 74—MacArthur Lane vs. New Orleans, 10/11/70 (TD).
- 72—Elmer Angsman vs. Green Bay, 10/10/48 (TD).
- 71—Pat Harder vs. New York Giants, 10/17/48 (TD).
- 70—John Roland @ Washington, 11/5/67.
- 66—Willis Crenshaw vs. Cleveland, 12/14/68 (TD).
- 64—Stump Mitchell vs. Washington, 21/21/85.
- 64—Ottis Anderson vs. Washington, 12/12/82.
- 63—Bill Triplett @ Pittsburgh, 9/29/63.
- 62—Terry Metcalf vs. Dallas, 10/9/77 (TD).
- 62—Bill Thornton @ Philadelphia, 11/22/64 (TD).
- 61—Elmer Angsman vs. Green Bay, 11/24/46 (TD).
- 60—Stump Mitchell vs. Philadelphia, 11/17/85.
- 59—Bill Triplett @ New York Giants, 10/31/65 (TD).
- 57—Jerry Latin @ Detroit, 12/21/75 (TD).
- 57—John David Crow @ Washington, 10/4/64.
- 57—John David Crow vs. Pittsburgh, 12/18/60.
- 55—Bill Thornton @ Minnesota, 10/6/63 (TD).
- 55—Frank Mestnik vs. Washington, 11/5/60.
- 54—Donny Anderson vs. New York Giants, 10/28/73.
- 54—John Roland vs. New Orleans, 12/3/67 (TD).
- 54—Prentice Gautt @ Philadelphia, 10/1/61 (TD).
- 52—Ottis Anderson @ New York Giants, 11/30/80.
- 52—Terry Metcalf @ New York Jets, 11/23/75.
- 51—Ottis Anderson @ Dallas, 11/16/80 (TD).
- 50—Terry Metcalf @ Philadelphia, 9/16/73.
- 50—John Roland @ Washington, 10/23/66.
- 50—John David Crow vs. Dallas, 10/23/60.



STUMP MITCHELL



OLLIE MATSON

## LONG FORWARD PASSES

- 98—Jim Hart to Ahmad Rashad vs. L.A. Rams, 12/10/72.  
98—Ogden Compton to Dick Lane @ Green Bay, 11/13/55 (TD).  
98—Doug Russell to Gaynell Tinsley vs. Cleveland Browns, 11/27/38 (TD).  
97—Pat Coffee to Gaynell Tinsley vs. Chicago, 12/5/37 (TD).  
91—M.C. Reynolds to John David Crow @ Cleveland Browns, 10/12/58 (TD).  
86—Charley Johnson to Sonny Randle @ Dallas, 10/28/62 (TD).  
85—M.C. Reynolds to Woodley Lewis vs. Washington, 9/27/59 (TD).  
84—Charley Johnson to John Gilliam @ Cleveland, 10/26/69 (TD).  
83—Lamar McHan to Gern Nagler vs. Washington, 10/6/57.  
82—Paul Christman to Bill Dewell vs. Chicago Bears, 10/6/46 (TD).  
81—Gary Hammond to Jackie Smith vs. Dallas, 10/13/74.  
81—Frank Trupucka to Fran Poltfoot vs. Washington, 10/22/50 (TD).  
80—Jim Hart to Earl Thomas @ Dallas, 9/28/75 (TD).  
80—Jim Hart to Mel Gray vs. Dallas, 10/13/74.  
80—Gary Keithley to Mel Gray @ New York Giants, 11/18/73 (TD).  
80—Pete Beathard to Mel Gray @ Philadelphia, 12/12/71 (TD).  
80—Jim Hart to Bobby Joe Conrad vs. Pittsburgh, 11/10/68 (TD).  
\*80—Charley Johnson to Billy Gambrell vs. Green Bay @ Miami, 1/5/65 (TD).  
80—Ralph Gugliemi to Bill Stacy vs. New York Giants, 10/8/61 (TD).  
80—Paul Christman to Boris DImancheff vs. Chicago Bears, 12/14/47 (TD).  
80—Ray Mallouf to John Hall vs. Green Bay, 10/10/41 (TD).  
79—Jim Hart to John Gilliam @ Detroit, 12/6/70.  
78—Steve Pisarkiewicz to Mel Gray vs. Philadelphia, 10/14/79 (TD).  
78—Jim Hart to MacArthur Lane vs. New York Giants, 12/13/70 (TD).  
78—Charley Johnson to Willis Crenshaw @ Cleveland, 9/26/65 (TD).  
78—Charley Johnson to Jackie Smith @ New York Giants, 11/1/64 (TD).  
78—Charley Johnson to Joe Childress vs. Philadelphia, 12/8/63 (TD).  
78—Sam Etcheverry to Taz Anderson vs. Dallas, 12/10/61.  
77—Jim Hart to Mel Gray vs. San Francisco, 10/31/76 (TD).  
77—Charley Johnson to Sonny Randle vs. Philadelphia, 12/16/62 (TD).  
76—Jim Hart to Jackie Smith vs. New Orleans, 12/3/67 (TD).  
75—Neil Lomax to Pat Tilley @ Baltimore, 11/22/81.  
75—Charley Johnson to John Gilliam @ Cleveland, 10/26/69 (TD).  
74—Jim Hart to Mel Gray vs. New York Giants, 11/5/78.  
74—Jim Hart to Mel Gray @ New York Jets, 11/23/75.  
74—Jim Hart to Jackie Smith vs. Philadelphia, 10/22/67 (TD).  
74—Charley Johnson to Sonny Randle vs. Dallas, 12/9/62 (TD).  
72—Charley Johnson to Sonny Randle @ Cleveland, 9/26/65 (TD).  
72—Charley Johnson to Bobby Joe Conrad vs. Dallas, 12/9/62 (TD).  
71—Neil Lomax to Roy Green @ Dallas, 11/24/83 (TD).  
71—Neil Lomax to Pat Tilley vs. San Diego, 11/20/83 (TD).  
71—Tim Van Galder to Jackie Smith @ Baltimore, 9/17/72.  
71—Jim Hart to Dave Williams vs. Pittsburgh, 11/10/68 (TD).  
71—Charley Johnson to Bobby Joe Conrad @ Pittsburgh, 10/17/65 (TD).  
70—Charley Johnson to Jackie Smith @ Philadelphia, 9/19/65 (TD).  
\* Playoff Game.

## LONG PUNTS

- 84—Doug Russell vs. Chicago, 9/11/38.  
81—Mike Wood @ New York Giants, 12/10/78.  
75—Carl Birdsong @ Philadelphia, 12/20/81.  
69—Jerry Stovall vs. Cleveland, 12/1/63.  
68—Greg Cater @ San Francisco, 10/18/87.  
67—Carl Birdsong @ Tampa Bay, 11/10/85.  
67—Chuck Latourette vs. Pittsburgh, 11/12/67.  
66—Carl Birdsong @ Green Bay, 9/29/85.  
66—Carl Birdsong @ Atlanta, 10/18/81.  
66—Larry Swider @ Baltimore, 10/26/80.  
65—Carl Birdsong @ Chicago, 12/19/82.

## LONG PUNT RETURNS

- 95—Frank Bernardi vs. Washington, 10/14/56 (TD).  
88—Phil Sarboe vs. New York Giants, 10/27/35 (TD).  
86—Chuck Latourette @ New Orleans, 9/29/68 (TD).  
86—John Roland @ Philadelphia, 10/2/66 (TD).  
84—Ken Hall vs. Pittsburgh, 11/1/59 (TD).  
82—Don Paul vs. Philadelphia, 11/19/50 (TD).  
78—Ollie Matson vs. Cleveland, 12/11/55 (TD).  
77—Lee Nelson @ Chicago, 12/16/79.  
77—Ollie Matson vs. Chicago Bears, 11/27/55 (TD).  
**76—Vai Sihakema vs. New York Giants, 12/13/87 (TD).**  
74—John Roland @ Dallas, 11/16/70 (TD).  
74—Billy Stacy vs. New York Giants, 11/22/59 (TD).  
73—Bobby Joe Conrad vs. Philadelphia, 10/15/61 (TD).  
**71—Vai Sihakema vs. Tampa Bay, 12/21/86 (TD).**  
71—John Cochran vs. Green Bay, 11/27/49 (TD).  
70—Willard Harrell @ Washington, 11/19/78 (TD).  
70—Jerry Davis vs. New York Giants, 10/17/48 (TD).  
69—Terry Metcalf vs. New England, 11/2/75 (TD).  
69—Bobby Joe Conrad vs. New York Giants, 11/22/59 (TD).  
68—Willard Harrell vs. Pittsburgh, 9/16/79.  
68—Jim Burson @ San Francisco, 9/27/64 (TD).  
67—Charley Trippi vs. Pittsburgh, 11/14/48 (TD).  
**61—Vai Sihakema vs. New York Giants, 10/5/86.**  
**60—Vai Sihakema vs. Tampa Bay, 12/21/86 (TD).**  
**57—Roy Green vs. Detroit, 12/7/80 (TD).**  
54—Mark Bell @ New Orleans, 10/5/80.  
51—Gary Hammond @ New York Giants, 11/18/73.  
50—Stump Mitchell vs. Washington, 9/20/81 (TD).



TERRY METCALF

## LONG KICKOFF RETURNS

- 106—Roy Green @ Dallas, 10/21/79 (TD).**  
105—Frank Seno @ N.Y. Giants, 10/20/46 (TD).  
105—Ollie Matson @ Washington, 10/14/56 (TD).  
103—George Hoey vs. Philadelphia, 11/21/71 (TD).  
102—Doug Russell vs. Cincinnati, 9/23/34 (TD).  
101—Ollie Matson vs. Pittsburgh, 11/23/58 (TD).  
100—Ollie Matson vs. Chicago, 10/5/52 (TD).  
100—John Gilliam @ Green Bay, 12/21/69 (TD).  
97—Don Shy vs. Washington, 9/23/73 (TD).  
94—Terry Metcalf vs. Cleveland, 9/24/74 (TD).  
94—Roy Shivers @ Cleveland, 9/25/66 (TD).  
93—Terry Metcalf @ Washington, 10/13/75 (TD).

## LONG INTERCEPTION RETURNS

- 96—Larry Wilson vs. Cleveland, 12/19/65 (TD).  
92—Leo Sanford @ Pittsburgh, 9/26/55 (TD).  
91—Larry Wilson @ Philadelphia, 10/2/66 (TD).  
79—Mike Sensibaugh vs. New York Giants, 10/31/77 (TD).  
78—Carl Allen @ Chicago, 12/16/79.  
70—Carl Allen vs. Philadelphia, 9/28/80 (TD).  
69—Pat Fischer vs. Philadelphia, 10/22/65 (TD).  
68—Bob Nussbaumer @ Green Bay, 10/16/49 (TD).  
**67—Leonard Smith vs. Green Bay, 9/29/85.**

## LONG FUMBLE RETURNS

- 88—Larry Wilson @ Green Bay, 12/21/69 (TD).  
83—Vince Banonis vs. N.Y. Giants, 11/30/47 (TD).  
77—Mark Jackson vs. New Orleans, 10/11/87 (TD).  
72—Steve Neils vs. Cleveland, 10/28/79 (TD).  
71—Ron Yankowski @ Washington, 9/22/74 (TD).  
62—Larry Stallings vs. Chicago, 9/28/69 (TD).  
58—Norm Thompson vs. L.A. Rams, 12/10/72 (TD).



LARRY WILSON

## TIE-BREAKING PROCEDURES FOR POST-SEASON PLAYOFFS

To break a tie within a division, the following steps will be taken, in order: (1) Best won-lost-tied percentage in head-to-head competition; (2) Best won-lost-tied percentage in games within division; (3) Best won-lost-tied percentage in games within conference; (4) Best won-lost-tied percentage in common games, if applicable; (5) Best net points in division games; (6) Best net points in all games; (7) Strength of schedule; (8) Best net touchdowns in all games; (9) Coin toss.

If it is necessary to break ties to determine the two wild card clubs from each conference, the following steps will be taken: (1) If the tied clubs are from the same division, apply the division tie-breaker; (2) If the tied clubs are from different divisions, apply the following steps: (1) Head-to-head, if applicable; (2) Best won-lost-tied percentage in games within conference; (3) Best won-lost-tied percentage in common games, minimum of four; (4) Best average net points in conference games; (5) Best net points in all games; (6) Strength of schedule; (7) Best net touchdowns in all games; (8) Coin toss.

### CARDINAL RECORDS TIED OR BROKEN IN 1987

#### Team Records, Game

Opponent Most Pass Completions, Game — 31 @ San Francisco, 10/18/87 (tied record vs. Atlanta, 11/9/80)

Highest Score by Quarters — 4th quarter: 28 vs. Tampa Bay, 11/8/87 (tied record set four times previously)

Opponents Highest Score by Quarters — 3rd quarter: 21 vs. Washington, 12/6/87 (tied record set seven times previously)

First Downs by Penalty — 5 vs. Tampa Bay, 11/8/87 (tied record set six times previously)

Fewest First Downs Passing — 0 vs. New Orleans, 10/11/87

Most Pass Attempts — 61 @ San Diego, 9/20/87  
55 @ Dallas, 12/27/87

#### Individual Records, Career

Punt Returns for Touchdown — 3, Vai Sikahema (1986–2, 1987–1; tied record set by Ollie Matson in 1954-55)

Combined Yardage (Rushing-Receiving>Returns) — 10,652 Stump Mitchell, 1981-87 (3758-1731-5163)

#### Individual Records, Season

Pass Receptions — 91 J. T. Smith, 1987 (1,117 yards, 8 TDs)

Punt Returns — 44 Vai Sikahema, 1987

Punt Return Yardage — 550 Vai Sikahema, 1987

#### Individual Records, Game

Opponents Yards Rushing — 213 Charles White vs. L.A. Rams, 11/5/87 (34 attempts)

Pass Attempts — 61 Neil Lomax @ San Diego, 9/20/87 (32 completions)  
54 Neil Lomax @ Dallas, 12/27/87 (28 completions)

Opponents Pass Completions — 31 Joe Montana @ San Francisco, 10/18/87 (tied by Steve Bartkowski vs. Atlanta 11/9/80)

Most Consecutive Pass Completions — 12 Neil Lomax, 1987  
(twice — 2 @ N.Y. Giants 10/25, 7 vs. Philadelphia 11/2;  
12 @ Tampa Bay, 12/20/87)

Opponents Pass Receiving Yardage — 255 Anthony Allen @ Washington, 10/4/87 (7 receptions)



# INDIVIDUAL RECORDS

## SCORING

### TOTAL POINTS

#### Career

1,380	Jim Bakken, 1962-78 (282 FG, 534 PAT)
439	Neil O'Donoghue, 1980-85 (86 FG, 181 PAT)
389	Pat Harder, 1946-50 (27 TD, 21 FG, 164 PAT)
389	Bobby Joe Conrad, 1958-68 (42 TD, 14 FG, 95 PAT)
360	Sonny Randle, 1959-66 (60 TD)
306	Ottis Anderson, 1979-86 (51 TD)
306	John David Crow, 1958-64 (51 TD)
306	<b>Roy Green, 1979-87 (51 TD)</b>

#### Season

117	Jim Bakken, 1967 (27 FG, 36 PAT)
117	Neil O'Donoghue, 1984 (23 FG, 48 PAT)
115	Jim Bakken, 1964 (25 FG, 40 PAT)
110	Pat Harder, 1948 (6 TD, 7 FG, 53 PAT)
102	Pat Harder, 1947 (7 TD, 7 FG, 39 PAT)
102	Pat Harder, 1949 (8 TD, 3 FG, 45 PAT)
102	John David Crow, 1962 (17 TD)

#### Game

40	Ernie Nevers vs. Chicago, 11/28/29 (6 TD, 4 PAT)
30	Bob Shaw vs. Baltimore, 10/2/50 (5 TD)
27	Paddy Driscoll vs. Rochester, 10/7/23 (4 TD, 3 PAT)
25	Bobby Joe Conrad vs. Washington, 9/27/59 (3 TD, 7 PAT)
24	<b>Roy Green vs. Seattle, 11/13/83 (4 TD)</b>

#### Opponent/Game

24	Earnest Gray vs. N.Y. Giants, 9/7/80 (4 TD)
----	---

### TOUCHDOWNS

#### Career

60	Sonny Randle, 1959-66
51	Ottis Anderson, 1979-86
51	John David Crow, 1958-64
51	<b>Roy Green, 1979-</b>
50	Ollie Matson, 1952, 54-58
46	Mel Gray, 1971-82
43	Jackie Smith, 1963-77
42	Bobby Joe Conrad, 1958-68
42	Wayne Morris, 1976-83
37	Charley Trippi, 1947-55
37	Pat Tilley, 1976-85
37	<b>Stump Mitchell, 1981-</b>

#### Season

17	John David Crow, 1966
15	Mal Kutner, 1948
15	Sonny Randle, 1960
14	<b>Roy Green, 1983</b>

#### Game

**6	Ernie Nevers vs. Chicago, 11/28/29
5	Bob Shaw vs. Baltimore, 10/2/50
4	Ollie Matson vs. Washington, 11/21/54
4	Paddy Driscoll vs. Rochester, 10/7/23
4	John David Crow vs. Philadelphia, 12/16/62
4	Dave Williams vs. New Orleans, 11/2/69
4	MacArthur Lane @ Philadelphia, 10/18/70
4	Wayne Morris vs. New Orleans, 10/23/77
4	<b>Roy Green vs. Seattle, 11/13/83</b>

#### Opponent/Game

4	Earnest Gray vs. N.Y. Giants, 9/7/80
---	--------------------------------------



JIM BAKKEN

\*\*Ties NFL Record

**FIELD GOALS MADE**

Career		Season	
282	Jim Bakken, 1962-78	27	Jim Bakken, 1967 (39 att.)
86	Neil O'Donoghue, 1980-85	25	Jim Bakken, 1964 (38 att.)
41	Pat Summerall, 1953-57	23	Jim Bakken, 1966 (40 att.)
		23	Jim Bakken, 1973 (32 att.)
		23	Neil O'Donoghue, 1984 (35 att.)

**Game**

*7	(Placements) Jim Bakken @ Pittsburgh, 9/24/67
6	(Placements) Jim Bakken @ Atlanta, 12/9/73
5	(Placements) Jim Bakken vs. Philadelphia, 12/13/64
5	(Placements) Jim Bakken @ Green Bay, 9/29/76
4	(Drop Kicks) Paddy Driscoll vs. Columbus, 10/11/25
4	(Placements) Jim Bakken @ Cleveland, 9/20/64

**Opponent/Game**

(4)	Many times, most recent Mark Moseley vs. Washington, 12/12/82
-----	---

**LONGEST FIELD GOAL**

52	Neil O'Donoghue @ Tampa Bay, 10/6/83
52	Neil O'Donoghue vs. Minnesota, 10/30/83
52	Neil O'Donoghue vs. Buffalo, 9/9/84
51	Jim Bakken @ Cleveland, 9/20/64
51	Steve Little @ Dallas, 10/21/79
50	Twice. (Both Drop Kicks). Paddy Driscoll vs. Columbus, 10/11/25, vs. Milwaukee 9/28/24
50	Pat Summerall @ N.Y. Giants 10/17/54

**Opponent/Game**

54	Tom Dempsey @ Philadelphia, 12/12/71
52	Errol Mann vs. Detroit, 12/2/73

**FIELD GOALS ATTEMPTED**

Career		Season	
448	Jim Bakken, 1962-78	40	Jim Bakken, 1966
142	Neil O'Donoghue, 1980-85	39	Jim Bakken, 1967
101	Pat Summerall, 1953-57	38	Jim Bakken, 1964

**Game**

*9	Jim Bakken @ Pittsburgh, 10/24/67
7	Jim Bakken @ Atlanta, 11/11/66
7	Jim Bakken @ Atlanta, 11/9/73

**Opponent/Game**

6	Charlie Gogolak @ Washington, 10/23/66
---	--

**POINTS AFTER TOUCHDOWN SCORED**

Career		Season	
534	Jim Bakken, 1962-78	53	Pat Harder, 1948
181	Neil O'Donoghue, 1980-85	48	Neil O'Donoghue, 1984
164	Pat Harder, 1946-50	45	Pat Harder, 1949
121	Pat Summerall, 1953-57	45	Neil O'Donoghue, 1983
95	Bobby Joe Conrad, 1958-64	44	Jim Bakken, 1963

**Game**

**9/9	Pat Harder @ N.Y. Giants, 10/17/48
8/8	Pat Harder vs. Detroit, 11/7/48
8/9	Pat Harder @ N.Y. Bulldogs, 10/13/49
8/9	Jim Bakken @ Minnesota, 10/6/63

**Opponent/Game**

7/8	Garo Yepremian vs. Miami, 11/24/77
7/7	Pete Gogolak @ N.Y. Giants, 12/7/69
7/7	Tony Franklin vs. Philadelphia, 11/8/81

\* NFL Record

\*\*Ties NFL Record

## RUSHING

### TOTAL YARDS

Career		Season	
7,999	Ottis Anderson, 1979-86	1,605	Ottis Anderson, 1979
3,863	Jim Otis, 1973-78	1,376	Ottis Anderson, 1981
<b>3,758</b>	<b>Stump Mitchell, 1981-</b>	1,352	Ottis Anderson, 1980
3,608	John Roland, 1966-72	1,270	Ottis Anderson, 1983
3,511	Charley Trippi, 1947-55	1,174	Ottis Anderson, 1984
3,489	John David Crow, 1958-64	1,076	Jim Otis, 1975
3,438	Terry Metcalf, 1973-77	1,071	John David Crow, 1960
3,373	Wayne Morris, 1976-83	<b>1,006</b>	<b>Stump Mitchell, 1985</b>
Game			
203	John David Crow vs. Pittsburgh, 12/18/60 (24 att.)		
193	Ottis Anderson vs. Dallas, 9/2/79 (21 att.)		
182	Wayne Morris @ Minnesota, 11/6/77 (27 att.)		
<b>179</b>	<b>Stump Mitchell vs. Philadelphia, 11/17/85 (22 att.)</b>		
177	Ottis Anderson vs. Buffalo, 11/15/81 (27 att.)		
176	Bill Triplett @ N.Y. Giants, 10/31/65 (23 att.)		
168	Ottis Anderson @ N.Y. Giants, 11/30/80 (31 att.)		
Opponent/Game			
213	Charles White vs. L.A. Rams, 11/15/87 (34 att.)		
208	Eric Dickerson vs. L.A. Rams, 11/4/84 (21 att.)		
206	George Rogers @ New Orleans, 9/4/83 (24 att.)		
206	George Rogers vs. Washington, 12/21/85 (34 att.)		

### RUSHING ATTEMPTS

Career		Season	
1,859	Ottis Anderson, 1979-86	331	Ottis Anderson, 1979
1,011	Jim Otis, 1973-78	328	Ottis Anderson, 1981
962	John Roland, 1966-72	301	Ottis Anderson, 1980
896	Wayne Morris, 1976-83	296	Ottis Anderson, 1983
784	John David Crow, 1958-64	289	Ottis Anderson, 1984
<b>779</b>	<b>Stump Mitchell, 1981-</b>	269	Jim Otis, 1975
		234	John Roland, 1967
		233	Jim Otis, 1976
Game			
36	Wayne Morris @ Washington, 11/19/78 (123 yards)		
35	George Grosvenor vs. Green Bay, 12/4/36		
33	Jim Otis @ Chicago, 12/14/75 (147 yards)		
31	Ottis Anderson @ N.Y. Giants, 9/9/79 (109 yards)		
31	Ottis Anderson @ N.Y. Giants, 11/30/80 (168 yards)		
30	Ottis Anderson vs. N.Y. Giants, 12/26/82 (110 yards)		
Opponent/Game			
38	Eric Dickerson vs. L.A. Rams, 9/7/86 (193 yards)		
34	John Braxton vs. Buffalo, 11/27/75 (160 yards)		
34	Delvin Williams vs. San Francisco, 10/3/76 (194 yards)		
34	George Rogers vs. Washington, 12/21/85 (206 yards)		
34	Charles White vs. L.A. Rams, 11/15/87 (213 yards)		

### TOUCHDOWNS RUSHING

Career		Season	
46	Ottis Anderson, 1979-86	14	John David Crow, 1962
34	Wayne Morris, 1976-83	12	Ernie Nevers, 1929
34	John David Crow, 1958-64	11	MacArthur Lane, 1970
<b>28</b>	<b>Stump Mitchell, 1981-</b>	10	John Roland, 1967
27	Elmer Angsman, 1946-52	10	Donny Anderson, 1973
27	John Roland, 1966-72	9	Terry Metcalf, 1975
26	Ernie Nevers, 1929-31	9	Ottis Anderson, 1980
		9	Ottis Anderson, 1981
		<b>9</b>	<b>Stump Mitchell, 1984</b>
Game			
*6	Ernie Nevers vs. Chicago, 11/28/29		
Opponent/Game			
(3)	Eight times, most recent Joe Morris @ N.Y. Giants, 12/14/86		

\* NFL Record

## RUSHING AVERAGE

### Career

5.1	Charley Trippi, 1947-55 (687-3,511)
<b>4.8</b>	<b>Stump Mitchell, 1981- (779-3,758)</b>
4.6	Terry Metcalf, 1973-77 (748-3,438)
4.5	John David Crow, 1958-64 (784-3,489)
4.4	Ollie Matson, 1952 (761-3,331)
4.3	Ottis Anderson, 1979-86 (1,859-7,999)

### Season (100 Att.)

5.9	John David Crow, 1960 (183-1,071)
<b>5.5</b>	<b>Stump Mitchell, 1985 (182-1,006)</b>
5.4	Charley Trippi, 1948 (128-690)
5.4	Elmer Angsman, 1949 (125-674)
5.0	Charley Trippi, 1949 (112-558)
5.0	Ollie Matson, 1954 (101-506)
5.0	Terry Metcalf, 1977 (149-739)

### Game (10 Att.)

13.0	Charley Trippi @ Washington, 9/26/49 (10 att./130 yards)
12.7	Bobby Joe Conrad vs. Washington, 9/27/59 (11 att./140 yards)
11.9	Ollie Matson @ Washington, 10/20/57 (13 att./155 yards)
11.2	Charley Trippi @ Chicago, 12/16/51 (13 att./145 yards)
<b>10.8</b>	<b>Stump Mitchell vs. Washington, 12/21/85 (12 att./129 yards)</b>
10.7	Bill Thornton @ Philadelphia, 11/22/64 (12 att./128 yards)

### Opponent/Game

10.1	Tony Dorsett vs. Dallas, 10/9/77 (14 att./141 yards)
10.0	Timmy Brown vs. Philadelphia, 11/28/65 (18 att./180 yards)

### Longest Runs

83T	John David Crow vs. Washington, 10/4/58
82T	Elmer Angsman vs. Detroit, 10/23/49
80T	Paddy Driscoll vs. Kansas City, 10/18/25
79	Ollie Matson vs. Washington, 11/21/54
79	Ollie Matson vs. Pittsburgh, 11/25/56
78T	Charles Belden vs. Frankford, 10/25/30
76T	Ottis Anderson vs. Dallas, 9/2/79

### Opponent/Longest Run

80	Jesse Clark vs. Green Bay, 9/29/85
77T	Tony Dorsett vs. Dallas, 10/9/77
76T	George Rogers @ New Orleans, 9/4/83

## PASSING

### TOTAL YARDS

#### Career

34,639	Jim Hart, 1966-83
<b>19,376</b>	<b>Neil Lomax, 1981-</b>
12,928	Charley Johnson, 1961-69
6,751	Paul Christman, 1945-49
6,578	Lamar McHan, 1954-58

#### Season

<b>4,614</b>	<b>Neil Lomax, 1984</b>
<b>3,387</b>	<b>Neil Lomax, 1987</b>
3,280	Charley Johnson, 1963
<b>3,214</b>	<b>Neil Lomax, 1985</b>
3,121	Jim Hart, 1978
3,045	Charley Johnson, 1964
3,008	Jim Hart, 1967
2,946	Jim Hart, 1976, 1980
<b>2,636</b>	<b>Neil Lomax, 1983</b>

#### Game

<b>468</b>	<b>Neil Lomax @ Washington, 12/16/84 (37 comp./46 att.)</b>
<b>457</b>	<b>Neil Lomax @ San Diego, 9/20/87 (32 comp./61 att.)</b>
428	Charley Johnson vs. Pittsburgh, 10/13/63 (20 comp./42 att.)
<b>390</b>	<b>Neil Lomax @ Philadelphia, 12/7/86 (30 comp./48 att.) overtime game</b>
<b>388</b>	<b>Neil Lomax vs. Dallas, 11/11/84 (27 comp./52 att.)</b>
386	Charley Johnson vs. Philadelphia, 12/16/62 (17 comp./32 att.)
383	Charley Johnson @ Philadelphia, 9/16/65 (20 comp./43 att.)
374	Charley Johnson vs. New Orleans, 11/2/69 (20 comp./37 att.)
371	Charley Johnson vs. Philadelphia, 12/13/64 (28 comp./49 att.)
<b>369</b>	<b>Neil Lomax @ Atlanta, 11/29/87 (25 comp./42 att.)</b>
365	Charley Johnson @ N.Y. Giants, 11/4/62 (26 comp./41 att.)
<b>361</b>	<b>Neil Lomax vs. Washington, 10/21/84 (20 comp./38 att.)</b>
<b>354</b>	<b>Neil Lomax @ Dallas, 10/7/84 (19 comp./29 att.)</b>

#### Opponent/Game

429	Dan Marino vs. Miami, 9/30/84 (24 comp./37 att.)
419	Sonny Jurgensen vs. Philadelphia, 12/16/62 (15 comp./34 att.)
410	Don Horn @ Green Bay, 12/21/69 (22 comp./31 att.)

## PASSING (Cont'd.)

### PASS ATTEMPTS

Career		Season	
5,096	Jim Hart, 1966-83	560	Neil Lomax, 1984 (345 comp.)
2,710	Neil Lomax, 1981-	477	Jim Hart, 1978 (228 comp.)
2,047	Charley Johnson, 1961-69	471	Neil Lomax, 1985 (266 comp.)
		463	Neil Lomax, 1987 (275 comp.)
		425	Jim Hart, 1980 (228 comp.)
		423	Charley Johnson, 1963 (222 comp.)
		421	Neil Lomax, 1986 (240 comp.)
		420	Charley Johnson, 1964 (223 comp.)
		397	Jim Hart, 1967 (192 comp.)
<b>Game</b>			
61	Neil Lomax @ San Diego, 9/20/87 (32 comp./457 yards)		
54	Neil Lomax @ Dallas, 12/27/87 (28 comp./314 yards)		
52	Neil Lomax vs. L.A. Rams, 11/4/84 (34 comp.)		
52	Neil Lomax vs. Dallas, 11/11/84 (27 comp.)		
51	Lamar McHan vs. L.A. Rams, 11/30/58 (28 comp.)		
50	Neil Lomax vs. Philadelphia, 11/1/87 (29 comp./288 yards)		
49	Charley Johnson vs. Philadelphia, 12/13/64 (28 comp./371 yards)		
49	Jim Hart @ Atlanta, 10/18/81 (24 comp./263 yards)		
48	Neil Lomax @ Philadelphia, 12/7/86 (30 comp./390 yards) overtime game		
47	Neil Lomax @ Buffalo, 9/21/86 (27 comp./263 yards)		
47	Jim Hart @ Baltimore, 11/17/68 (17 comp./163 yards)		
46	Terry Nofsinger @ Pittsburgh, 11/13/66 (15 comp./187 yards)		
46	Jim Hart @ Dallas, 11/25/76 (20 comp./259 yards)		

### Opponent/Game

55 Tommy Kramer vs. Minnesota, 10/25/81 (25 comp./343 yards)

### PASS COMPLETIONS

Career		Season	
2,590	Jim Hart, 1966-83	345	Neil Lomax, 1984 (560 att.)
1,563	Neil Lomax, 1981-	275	Neil Lomax, 1987 (463 att.)
1,030	Charley Johnson, 1961-69	266	Neil Lomax, 1985 (471 att.)
		240	Neil Lomax, 1986 (421 att.)
		240	Jim Hart, 1978 (425 att.)
		228	Jim Hart, 1980 (425 att.)
		223	Charley Johnson, 1964 (420 att.)
<b>Game</b>			
37	Neil Lomax @ Washington, 12/16/84 (46 att.)		
34	Neil Lomax vs. L.A. Rams, 11/4/84 (52 att.)		
32	Neil Lomax @ San Diego, 9/20/87 (61 att./457 yards)		
30	Neil Lomax @ Philadelphia, 12/7/86 (48 att.) overtime game		
29	Neil Lomax vs. Philadelphia, 11/1/87 (50 att./288 yards)		
28	Neil Lomax @ Dallas, 11/28/85 (43 att.)		
28	Lamar McHan vs. L.A. Rams, 11/30/58 (51 att.)		
28	Charley Johnson vs. Philadelphia, 12/13/64 (49 att./371 yards)		
28	Jim Hart vs. Minnesota, 11/11/74 (43 att./353 yards)		
28	Jim Hart @ San Francisco, 9/14/80 (38 att./265 yards)		
28	Neil Lomax @ Dallas, 12/27/87 (54 att./314 yards)		

### Opponent/Game

31 Steve Bartkowski vs. Atlanta, 11/9/80 (47 att./378 yards)  
 31 Joe Montana @ San Francisco, 10/18/87 (39 att./334 yards)

### TOUCHDOWN PASSES

Career		Season	
209	Jim Hart, 1966-83	28	Charley Johnson, 1963
116	Neil Lomax, 1981-	28	Neil Lomax, 1984
108	Charley Johnson, 1961-69	24	Neil Lomax, 1983
51	Paul Christman, 1945-49	24	Neil Lomax, 1987
50	Lamar McHan, 1954-58	21	Charley Johnson, 1964
		20	Jim Hart, 1974
<b>Game</b>			
6	Jim Hardy vs. Baltimore, 10/2/50		
6	Charley Johnson @ Cleveland, 9/26/65		
6	Charley Johnson vs. New Orleans, 11/2/69		

- 5 Charley Johnson vs. Dallas, 12/9/62
- 4 Paul Christman @ Detroit, 10/13/46
- 4 Ray Mallouf @ N.Y. Giants, 10/17/48
- 4 Lamar McHan vs. Philadelphia, 11/4/56
- 4 Lamar McHan @ Washington, 11/9/58
- 4 John Roach @ L.A. Rams, 9/23/60
- 4 Charley Johnson vs. Philadelphia, 12/8/63
- 4 Jim Hart @ Philadelphia, 10/22/67
- 4 Jim Hart vs. N.Y. Giants, 10/28/73
- 4 Jim Hart @ Dallas, 9/28/75
- 4 Neil Lomax vs. Seattle, 11/13/83

#### Opponent/Game

- 6 Billy Kilmer vs. New Orleans, 11/2/69
- 6 Bob Griese vs. Miami, 11/24/77

#### PASSES HAD INTERCEPTED

##### Career

- 247 Jim Hart, 1966-83
- 110 Charley Johnson, 1961-69

##### Season

- 30 Jim Hart, 1967
- 27 Wilson Schwenk, 1942
- 24 Jim Hardy, 1950
- 24 Charley Johnson, 1964
- 22 Paul Christman, 1947
- 22 Lamar McHan, 1954

##### Game

- \*8 Jim Hardy vs. Philadelphia, 9/24/50

##### Opponent/Game

- 5 Eddie LeBaron @ Dallas, 11/5/61
- 5 Norm Snead @ Philadelphia, 10/2/66
- 5 Gary Danielson vs. Detroit, 12/4/78

#### LOWEST INTERCEPTION RATE

##### Season

- 2.1 Jim Hart, 1974 (388-8)
- 2.5 Neil Lomax, 1985 (471-12)
- 2.6 Neil Lomax, 1987 (463-12)
- 2.9 Neil Lomax, 1986 (421-12)
- 2.9 Neil Lomax, 1982 (205-6)
- 2.9 Neil Lomax, 1984 (560-16)
- 3.1 Jim Hart, 1973 (320-10)
- 3.1 Neil Lomax, 1983 (354-11)

#### COMPLETION PERCENTAGE

##### Season

- 61.6 Neil Lomax, 1984 (345-560)
- 59.4 Neil Lomax, 1987 (275-463)
- 59.0 Neil Lomax, 1983 (209-354)
- 57.0 Neil Lomax, 1986 (240-421)
- 56.5 Neil Lomax, 1985 (266-471)
- 56.2 Jim Hart, 1975 (218-388)
- 55.6 Jim Hart, 1973 (178-320)
- 55.6 Jim Hart, 1981 (134-241)
- 54.7 Sam Etcheverry, 1962 (58-106)
- 53.8 M.C. Reynolds, 1958 (105-195)
- 53.6 Jim Hart, 1980 (228-425)

##### Game

- 81.3 John Roach vs. Washington, 11/6/60 (13-16)
- 80.4 Neil Lomax @ Washington, 12/16/84 (37-46)
- 78.9 Jim Hart vs. Washington, 10/27/74 (15-19)
- 77.8 Ray Mallouf @ N.Y. Giants, 10/17/48 (14-18)
- 77.8 Neil Lomax vs. Seattle, 11/13/83 (21-27)
- 77.3 Neil Lomax @ Tampa Bay, 10/16/83 (17-22)

##### Opponent/Game

- 85.7 Sonny Jurgensen @ Washington, 10/10/65 (12-14)
- 83.3 Fran Tarkenton @ N.Y. Giants, 10/25/70 (15-18)
- 83.3 Dan Fouts @ San Diego, 9/26/76 (15-18)



JIM HART

\*NFL record

## PASSING (Cont'd.)

### LONGEST PASS PLAYS

98T	Doug Russell to Gaynell Tinsley vs. Cleveland Rams, 11/27/38
98T	Ogden Compton to Dick Lane @ Green Bay, 11/13/55
98	Jim Hart to Ahmad Rashad vs. L.A. Rams, 12/10/72
97T	Pat Coffee to Gaynell Tinsley vs. Chicago, 12/5/37
91T	M.C. Reynolds to John David Crow @ Cleveland Browns, 12/12/58

### Opponent/Game

93T	Dick Gordon from Jack Concannon @ Chicago, 11/19/67
90T	Mike Quick from Ron Jaworski @ Philadelphia, 10/28/84
88T	Anthony Allen from Ed Rubbert @ Washington, 10/4/87
87T	Ben Hawkins from Norm Snead vs. Philadelphia, 10/22/67
85T	Gene Washington from Joe Kapp @ Minnesota, 10/8/67
82T	Paul Warfield from Bill Nelsen vs. Cleveland, 12/14/69

## PASS RECEIVING

### TOTAL RECEPTIONS

#### Career

480	Jackie Smith, 1963-77
469	Pat Tilley, 1976-86
418	Bobby Joe Conrad, 1958-68
357	Roy Green, 1979-
351	Mel Gray, 1971-82
328	Sonny Randle, 1959-66

#### Season

91	J.T. Smith, 1987 (1,117 yards/8 TD)
80	J.T. Smith, 1986 (1,014 yards/6 TD)
78	Roy Green, 1984 (1555 yards/12 TD)
78	Roy Green, 1983 (1227 yards/14 TD)
73	Bobby Joe Conrad, 1963 (967 yards/10 TD)
70	Ottis Anderson, 1984 (611 yards/2 TD)
68	Pat Tilley, 1980 (966 yards/6 TD)
66	Pat Tilley, 1981 (1,040 yards/3 TD)
63	Sonny Randle, 1962 (1,158 yards/7 TD)
62	Sonny Randle, 1960 (893 yards/15 TD)
62	Bobby Joe Conrad, 1962 (954 yards/4 TD)
62	Pat Tilley, 1978 (900 yards/3 TD)
61	Bobby Joe Conrad (780 yards/6 TD)

#### Game

16	Sonny Randle @ N.Y. Giants, 11/4/62 (256 yards/1 TD)
12	Ottis Anderson @ Washington, 12/16/84 (124 yards)
11	Sonny Randle @ Washington, 11/20/60 (146 yards/3 TD)
11	Ottis Anderson vs. L.A. Rams, 11/4/84 (74 yards)
11	J.T. Smith @ Dallas, 12/27/87 (102 yards/1 TD)
10	J.T. Smith @ Philadelphia, 11/1/87 (112 yards/1 TD)
10	J.T. Smith @ Atlanta, 11/29/87 (109 yards)
10	J.T. Smith @ San Francisco, 11/9/86 (154 yards/2 TD)
10	J.T. Smith @ Philadelphia, 12/7/86 (131 yards)
10	Don Stonesifer vs. Washington, 9/27/53 (92 yards)
10	Gern Nagler vs. N.Y. Giants, 11/1/53 (124 yards/1 TD)
10	John Gilliam @ Pittsburgh, 10/5/69 (197 yards/1 TD)
10	Dave Williams vs. Philadelphia, 11/23/69 (94 yards/1 TD)
10	Roy Green vs. Dallas, 9/19/82 (170 yards)

### Opponent/Game

12	Harold Carmichael vs. Philadelphia, 10/14/73 (187 yards)
11	Mark Bavaro vs. N.Y. Giants, 12/13/87 (137 yards/1 TD)
11	Tommy McDonald @ Philadelphia, 10/1/61 (182 yards)
11	Doug Kotar vs. N.Y. Giants, 10/3/76 (132 yards)
11	Art Monk @ Washington, 12/16/84 (136 yards)

### TOUCHDOWNS RECEIVING

#### Career

60	Sonny Randle, 1959-66
48	Roy Green, 1979-

#### Season

16	Sonny Randle, 1960
14	Mal Kutner, 1948



J.T. SMITH

\*NFL record

45	Mel Gray, 1971-82	14	Roy Green, 1983
40	Jackie Smith, 1963-77	12	Bob Shaw, 1950
38	Bobby Joe Conrad, 1958-68	12	Sonny Randle, 1963
37	Pat Tilley, 1976-86	12	Roy Green, 1984
<b>Game 31</b>	Mal Kutner, 1946-50		
*5	Bob Shaw vs. Baltimore, 10/2/50		
4	Dave Williams vs. New Orleans, 11/2/69		
4	Roy Green vs. Seattle, 11/13/83		
3	Many times, most recently by Mel Gray vs. N.Y. Giants, 10/28/73		
<b>Opponent/Game</b>			
4	Earnest Gray vs. N.Y. Giants, 9/7/80		

#### COMBINED YARDAGE (Rushing/Receiving>Returns)

##### Career

10,652	Stump Mitchell, 1981- (3,758-1,731-5,163)
10,494	Ottis Anderson, 1979-86 (7,999-2,495-0)
9,040	Terry Metcalf, 1973-77 (3,438-1,862-3,748)
8,509	Ollie Matson, 1952, 54-58 (3,331-2,150-3,028)
8,284	Jackie Smith, 1963-76 (327-7,869-88)
8,248	Roy Green, 1979- (147-5,900-2,201)
8,038	Mel Gray, 1971-82 (154-6,644-1,240)
7,588	Bobby Joe Conrad, 1958-68 (441-5,828-1,319)
7,318	Charley Trippi, 1947-55 (3,511-1,393-2,414)
7,301	Pat Tilley, 1976-86 (32-7,005-264)

##### Season

2,462	Terry Metcalf, 1975 (816-378-1,268)
2,058	Terry Metcalf, 1974 (718-377-963)
2,022	Terry Metcalf, 1977 (739-403-880)
1,950	Stump Mitchell, 1985 (1,006-502-442)
1,947	Stump Mitchell, 1981 (175-35-1,737)
1,913	Ottis Anderson, 1979 (1,605-308-0)
1,889	Stump Mitchell, 1984 (434-318-1,137)
1,785	Ottis Anderson, 1984 (1,174-611-0)

##### Game

284	Ollie Matson vs. Pittsburgh, 12/31/54 (85-74-125)
280	Terry Metcalf vs. Buffalo, 11/27/75 (7-52-221)
278	Ollie Matson vs. Pittsburgh, 10/26/52 (82-121-75)
276	Ollie Matson vs. Washington, 11/21/54 (163-64-49)
276	Ollie Matson @ Pittsburgh, 11/28/54 (115-161-0)
275	Charley Trippi @ Philadelphia, 12/7/47 (51-86-138)

#### COMBINED KICK RETURN YARDS

##### Season

1,737	Stump Mitchell, 1981 (1,292 kickoff/445 punt)
1,582	Chuck Latourette, 1968 (1,237 kickoff/345 punt)
1,369	Vai Sikahema, 1986 (847 kickoff/522 punt)
1,311	Vai Sikahema, 1987 (761 kickoff/550 punt)
1,245	Terry Metcalf, 1975 (960 kickoff/285 punt)
1,137	Stump Mitchell, 1984 (804 kickoff/333 punt)
1,115	Stump Mitchell, 1983 (778 kickoff/337 punt)
1,047	Roy Green, 1979 (1,005 kickoff/42 punt)

#### TOTAL RECEIVING YARDAGE

##### Career

7,918	Jackie Smith, 1963-77
7,005	Pat Tilley, 1976-86
6,644	Mel Gray, 1971-82
5,900	Roy Green, 1979-
5,828	Bobby Joe Conrad, 1958-68
5,438	Sonny Randle, 1959-66

##### Season

1,555	Roy Green, 1984
1,227	Roy Green, 1983
1,205	Jackie Smith, 1967
1,158	Sonny Randle, 1962
1,117	J.T. Smith, 1987
1,040	Pat Tilley, 1981
1,014	J.T. Smith, 1986
1,014	Sonny Randle, 1963

## PASS RECEIVING (Cont'd.)

Game	
256	Sonny Randle vs. N.Y. Giants, 11/4/62 (16 receptions/1 TD)
212	Jackie Smith vs. Pittsburgh, 10/13/63 (9 receptions/2 TD)
198	Sonny Randle @ Cleveland, 9/26/65 (7 receptions/3 TD)
197	John Gilliam vs. Pittsburgh, 10/5/69 (10 receptions/1 TD)
196	Roy Green @ Washington, 12/16/84 (8 receptions/2 TD)
192	John Gilliam @ Cleveland, 10/26/69 (4 receptions/3 TD)
189	Roy Green @ Dallas, 10/7/84 (8 receptions/2 TD)
187	Mel Gray @ N.Y. Giants, 10/25/75 (7 receptions/2 TD)
183	Dave Stief vs. Atlanta, 12/17/78 (9 receptions/1 TD)
183	Roy Green @ Indianapolis, 9/16/84 (8 receptions/2 TD)
Opponent/Game	
255	Anthony Allen @ Washington, 10/4/87 (7 receptions)
199	Tim Brown vs. Philadelphia, 12/16/62 (5 receptions)
197	Ben Hawkins vs. Philadelphia, 10/2/67 (6 receptions)
195	Carroll Dale @ Green Bay, 12/21/69 (9 receptions)

## INTERCEPTIONS

### TOTAL INTERCEPTIONS

Career		Season	
52	Larry Wilson, 1960-72	12	Bob Nussbaumer, 1949
40	Roger Wehrli, 1969-82	11	Lindon Crow, 1956
30	Dick (Night Train) Lane, 1954-59	10	Ray Ramsey, 1953
29	Pat Fischer, 1961-67	10	Dick (Night Train) Lane, 1954
		10	Jerry Norton, 1960
		10	Pat Fischer, 1964
		10	Larry Wilson, 1966

### Game

**4	Bob Nussbaumer @ N.Y. Bulldogs, 11/13/49
**4	Jerry Norton @ Washington, 11/20/60
**4	Jerry Norton @ Pittsburgh, 11/26/61
3	Mal Kutner @ Green Bay, 11/24/46
3	Jerry Davis @ L.A. Rams, 12/4/49
3	Ray Ramsey vs. Philadelphia, 9/30/51
3	Don Paul vs. N.Y. Giants, 11/1/53
3	Bobby Joe Conrad @ Pittsburgh, 12/13/58
3	Larry Wilson vs. Cleveland, 12/19/65
3	Larry Wilson vs. Chicago, 10/31/66
3	Roger Wehrli vs. Dallas, 12/7/75
3	Perry Smith @ Detroit, 12/3/78
3	Ken Greene vs. Buffalo, 11/15/81

### Opponent/Game

3	Nate Ramsey vs. Philadelphia, 11/28/65
3	Curtis Gentry @ Chicago, 11/19/67
3	Richie Petibon vs. Washington, 9/19/71
3	Jack Pardee @ Washington, 10/17/71

### INTERCEPTION YARDAGE

Career		Season	
800	Larry Wilson, 1960-72	237	Ray Ramsey, 1953
628	Dick (Night Train) Lane, 1954-59	206	Dick (Night Train) Lane, 1956
529	Pat Fischer, 1961-67		
501	Mike Sensibaugh, 1972-77		
464	Norm Thompson, 1971-76		

### Game

115	Larry Wilson vs. Cleveland, 12/19/65 (3 interceptions/1 TD)
110	Jerry Norton @ Pittsburgh, 11/26/61 (4 interceptions/2 TD)
106	Ken Greene vs. Buffalo, 11/15/81 (3 interceptions)

### Opponent/Game

90	Mel Renfro vs. Dallas, 10/4/65 (1 interception/1 TD)
----	--

### LONGEST INTERCEPTION RETURNED

96	Larry Wilson vs. Cleveland, 12/19/65 (TD)
92	Leo Sanford @ Pittsburgh, 9/26/55 (TD)

\*\*Ties NFL Record

- 91 Larry Wilson @ Philadelphia, 10/2/66 (TD)
- 79 Mike Sensibaugh vs. N.Y. Giants, 10/31/77 (TD)
- 78 Carl Allen vs. Chicago, 12/16/79
- 70 Carl Allen vs. Philadelphia, 9/28/80 (TD)
- 69 Dick (Night Train) Lane @ Philadelphia, 11/15/59 (TD)
- 68 Bob Nussbaumer @ Green Bay, 10/16/49
- 67 Leonard Smith vs. Green Bay, 9/29/85
- 66 Dick (Night Train) Lane vs. N.Y. Giants, 10/1/56 (TD)

**Opponent/Game**

- 90 Mel Renfro vs. Dallas, 10/4/65 (TD)

**INTERCEPTION RETURNED FOR TOUCHDOWN**

**Career**

- 5 Larry Wilson, 1960-72
- 3 Bill Blackburn, 1946-50
- 3 Pat Fischer, 1961-67

**Season**

- 2 Billy Blackburn, 1948
- 2 Jerry Norton, 1961
- 2 Billy Stacy, 1961
- 2 Pat Fischer, 1964
- 2 Larry Wilson, 1966

**Game**

- \*2 Bill Blackburn vs. Boston, 10/24/48
- 2 Billy Stacy @ Dallas, 11/5/61
- 2 Jerry Norton @ Pittsburgh, 11/26/61

**PUNTING**

**TOTAL PUNTS**

**Career**

- 360 Carl Birdsong, 1981-85
- 248 Chuck Latourette, 1967-68, 70-71
- 194 Charley Trippi, 1947-54
- 183 Jerry Norton, 1959-61
- 138 Dave Mann, 1955-57

**Season**

- 100 Larry Swider, 1980 (average 41.5)
- 85 Jerry Norton, 1961 (average 44.7)
- 85 Carl Birdsong, 1983 (average 41.5)
- 85 Carl Birdsong, 1985 (average 41.7)
- 81 Hal Roberts, 1974 (average 38.7)
- 80 Steve Little, 1979 (average 38.2)

**Game**

- 12 Beryl Clark vs. Detroit, 10/15/40
- 11 King Hill vs. Minnesota, 10/19/69
- 11 Gary Keithley @ Washington, 10/21/73
- 11 Larry Swider vs. Washington, 12/21/80
- 10 Jim Hardy @ Chicago, 10/8/50
- 10 Frank Polsfoot vs. N.Y. Giants, 11/25/51
- 10 Charley Trippi vs. Philadelphia, 10/3/54
- 10 Charley Trippi @ Philadelphia, 12/4/55
- 10 Jerry Norton vs. N.Y. Giants, 10/8/61
- 10 Carl Birdsong vs. Washington, 1/2/83
- 10 Carl Birdsong @ N.Y. Giants, 12/4/83

**Opponent/Game**

- 11 Don Chandler vs. N.Y. Giants, 10/8/61

**AVERAGE YARDS**

**Career**

- 44.9 Jerry Norton, 1959-61 (183-8,219)
- 41.5 Larry Swider, 1980 (100-4,111)
- 41.4 Carl Birdsong, 1981-85 (360-14,916)
- 40.5 Chuck Latourette, 1967-68, 70-71 (248-10,049)
- 40.4 Dave Mann, 1955-57 (138-5,578)
- 40.3 Charley Trippi, 1947-55 (194-7,818)

**Season**

- 45.6 Jerry Norton, 1960 (39-1,778)
- 44.9 Jerry Norton, 1959 (59-2,649)
- 44.7 Jerry Norton, 1961 (85-3,799)
- 43.8 Carl Birdsong, 1982 (54-2,365)
- 42.9 Charley Trippi, 1953 (54-2,316)

**Game**

- 54.0 Greg Cater @ San Francisco, 10/18/87 (2-108)
- 53.3 Dave Mann @ Pittsburgh, 10/13/57 (4-213)
- 52.8 Jerry Norton @ Philadelphia, 11/15/59 (5-264)

## PUNTING (Cont'd.)

52.5	Donny Anderson vs. Chicago, 10/29/72 (4-210)
51.0	Carl Birdsong vs. Minnesota, 10/30/83 (2-102)
50.5	Jerry Norton vs. Pittsburgh, 11/17/61 (6-303)
50.0	Jeff Burkett vs. Chicago, 10/5/47 (4-200)
50.0	Carl Birdsong @ Kansas City, 10/2/83 (7-350)

### Opponent/Game (minimum 4 punts)

52.5	Tommy Davis vs. San Francisco, 11/25/62 (6-315)
------	---

### LONGEST PUNT

84	Doug Russell vs. Chicago, 9/11/38
81	Mike Wood @ N.Y. Giants, 12/10/78
78	Ernie Nevers vs. Green Bay, 11/13/30
78	Jerry Norton @ Dallas, 11/5/61

### Opponent/Game

71	Billy Lothridge @ Dallas, 9/12/64
69	Tom Blanchard vs. New Orleans, 12/8/74

## PUNT RETURNS

### PUNT RETURNS

#### Career

156	Stump Mitchell, 1981-
87	Vai Sikahema, 1986-
80	Terry Metcalf, 1973-77
71	Willard Harrell, 1978-84
64	Chuck Latourette, 1967-68, 70-71
63	Charley Trippi, 1947-55

#### Season

44	Vai Sikahema, 1987
43	Vai Sikahema, 1986
42	Stump Mitchell, 1981
38	Stump Mitchell, 1983
38	Stump Mitchell, 1984
32	Willard Harrell, 1979
30	Chuck Latourette, 1970
29	Billy Stacy, 1959

#### Game

8	Stump Mitchell @ Washington, 1/2/83
7	Stump Mitchell @ N.Y. Giants, 12/4/83
7	Vai Sikahema vs. Dallas, 9/13/87
6	Chuck Latourette vs. Houston, 11/1/70
6	Gary Hammond vs. Philadelphia, 9/15/74
6	Stump Mitchell @ Atlanta, 10/18/81

### Opponent/Game

9	Mike Nelms vs. Washington, 12/21/80
---	-------------------------------------

### PUNT RETURN YARDAGE

#### Career

1,377	Stump Mitchell, 1981-
1,072	Vai Sikahema, 1986-
921	Terry Metcalf, 1973-77
864	Charley Trippi, 1947-55
854	Willard Harrell, 1978-84

#### Season

550	Vai Sikahema, 1987
522	Vai Sikahema, 1986
445	Stump Mitchell, 1981
345	Chuck Latourette, 1968
340	Terry Metcalf, 1974
337	Stump Mitchell, 1983

#### Game

145	Vai Sikahema vs. Tampa Bay, 12/21/86
143	Chuck Latourette @ New Orleans, 9/29/68
142	John Roland @ Philadelphia, 10/2/66
99	Don Paul @ Philadelphia, 11/19/50
97	Frank Bernardi @ Washington, 10/14/56
96	John (Red) Cochran @ Detroit, 11/6/49
96	Vai Sikahema vs. N.Y. Giants, 12/13/87

### Opponent/Game

118	Derrick Shepard @ Washington, 10/4/87
107	Dennis Morgan vs. Dallas, 10/13/74

### LONGEST PUNT RETURN

95T	Frank Bernardi @ Washington, 10/14/56
88T	Phil Sarboe vs. N.Y. Giants, 10/17/35
86T	John Roland @ Philadelphia, 10/2/66
86T	Chuck Latourette @ New Orleans, 9/29/68
84T	Ken Hall vs. Pittsburgh, 11/1/59

**Opponent/Game**

- 98T Dennis Morgan vs. Dallas, 10/13/74  
 81T Lionel James @ San Diego, 9/20/87  
 80T Roy Jefferson vs. Pittsburgh, 11/10/68

**AVERAGE YARDS****Career**

- 13.7 Charley Trippi, 1947-55 (63-864)  
 12.3 Vai Sihakema, 1986- (87-1,072)  
 12.0 Willard Harrell, 1978-84 (71-854)  
 11.5 Terry Metcalf, 1973-77 (80-921)  
 8.8 Stump Mitchell, 1981- (156-1,377)

**Season (15 or more returns)**

- 20.93 John (Red) Cochran, 1949 (15-314)  
 20.88 Jerry Davis, 1948 (16-334)  
 13.1 Terry Metcalf, 1974 (26-340)  
 12.5 Vai Sihakema, 1987 (44-550)  
 12.4 Terry Metcalf, 1975 (23-285)  
 12.3 Chuck Latourette, 1968 (28-345)  
 12.1 Vai Sihakema, 1986 (43-522)  
 12.1 Frank Bernardi, 1956 (18-217)  
 11.4 Charley Trippi, 1953 (21-239)  
 10.9 J.T. Smith, 1985 (26-283)

**Game**

- 47.7 Chuck Latourette @ New Orleans, 9/29/68 (3-143)  
 47.3 John Roland @ Philadelphia, 10/2/66 (3-142)  
 36.3 Vai Sihakema vs. Tampa Bay, 12/21/86 (4-145)  
 33.0 Don Paul @ Philadelphia, 11/19/50 (3-99)  
 32.3 Frank Bernardi @ Washington, 10/14/56 (3-97)  
 31.7 Bobby Joe Conrad vs. Philadelphia, 10/15/61 (3-95)

**Opponent/Game**

- 39.3 Derrick Shepard @ Washington, 10/4/87 (3-118)  
 23.5 Roy Jefferson vs. Pittsburgh, 11/10/68 (4-94)  
 23.3 Bob Hayes @ Dallas, 11/23/67 (4-93)

**Most Touchdowns**

- 3 Ollie Matson, 1954, 55  
 2 Vai Sihakema, 1986 (both vs. Tampa Bay, 12/21/86)  
 2 Jerry Davis, 1948  
 2 Charley Trippi, 1948  
 2 John (Red) Cochran, 1949  
 2 Billy Stacy, 1959

**KICKOFF RETURNS****KICKOFF RETURNS****Career**

- 167 Stump Mitchell, 1981-  
 107 Terry Metcalf, 1973-77  
 86 Ollie Matson, 1952, 54-58  
 82 Roy Green, 1979-  
 78 Willard Harrell, 1978-84  
 71 Vai Sihakema, 1986-  
 66 Charlie Trippi, 1947-55

**Season**

- 55 Stump Mitchell, 1981  
 46 Chuck Latourette, 1968  
 41 Roy Green, 1979  
 37 Vai Sihakema, 1986  
 36 Stump Mitchell, 1983  
 35 Terry Metcalf, 1975  
 35 Stump Mitchell, 1984

**Game**

- 7 Willie Carter vs. Philadelphia, 10/25/53  
 7 Terry Metcalf vs. Dallas, 10/9/77  
 7 Stump Mitchell @ Atlanta, 10/18/81  
 7 Stump Mitchell @ Washington, 11/1/81  
 6 Woodley Lewis vs. Philadelphia, 11/3/57  
 6 Bill Triplett vs. Green Bay, 10/20/63  
 6 Jerry Stovall @ Cleveland, 9/20/64  
 6 Bobby Williams @ Dallas, 11/23/67  
 6 George Hoey vs. Philadelphia, 11/21/71

**VAI SIKAHEMA**

## KICKOFF RETURNS (Cont'd.)

6	Willard Harrell vs. Baltimore, 10/8/78
6	Stump Mitchell vs. Dallas, 9/11/83
6	Stump Mitchell @ Washington, 11/6/83
6	Stump Mitchell @ Philadelphia, 10/13/85
6	Clyde Duncan @ N.Y. Giants, 9/22/85

### Opponent/Game

8	Gary Ellerson vs. Green Bay, 9/29/85
7	Jimmy Edwards vs. Minnesota, 11/4/79

### KICKOFF RETURN YARDAGE

#### Career

	Season		
3,786	Stump Mitchell, 1981-86	1,292	Stump Mitchell, 1981
2,804	Terry Metcalf, 1973-77	1,005	Roy Green, 1979
2,453	Ollie Matson, 1952, 54-58	960	Terry Metcalf, 1975
1,899	Roy Green, 1979-86	847	Vai Sikahema, 1986
1,564	Willard Harrell, 1978-83	804	Stump Mitchell, 1984

#### Game

203	George Hoey vs. Philadelphia, 11/21/71
185	Les Goble @ N.Y. Giants, 9/26/54
178	Stump Mitchell @ Atlanta, 10/18/81
177	Don Shy vs. Washington, 9/23/73
174	Terry Metcalf vs. Buffalo, 11/27/75
162	Terry Metcalf @ Washington, 10/13/75
160	Stump Mitchell vs. Dallas, 9/11/83

### Opponent/Game

225	Herb Mul-Key vs. Washington, 9/23/73
-----	--------------------------------------

### LONGEST KICKOFF RETURN

*106T	Roy Green @ Dallas, 10/21/79
105T	Frank Seno @ N.Y. Giants, 10/20/46
105T	Ollie Matson @ Washington, 10/14/56
103T	George Hoey vs. Philadelphia, 11/21/71
102T	Doug Russell vs. Cincinnati, 9/23/34
101T	Ollie Matson vs. Pittsburgh, 11/23/58
100T	Ollie Matson vs. Chicago, 10/5/52
100T	John Gilliam @ Green Bay, 12/21/69

### Opponent/Game

100T	Dennis Pearson vs. Atlanta, 12/17/78
------	--------------------------------------

### AVERAGE YARDS

#### Career

28.5	Ollie Matson, 1952, 54-58
26.2	Terry Metcalf, 1973-77
23.1	Roy Green, 1979-
22.7	Stump Mitchell, 1981-
22.6	Vai Sikahema, 1986- (71-1,608)

#### Season (15 or more attempts)

35.5	Ollie Matson, 1958 (14-497)
31.2	Ollie Matson, 1952 (20-623)
31.2	Terry Metcalf, 1974 (20-623)
29.2	Jerry Davis, 1948 (15-437)
28.3	Don Paul, 1951 (15-424)

#### Game (3 or more attempts)

48.3	John Gilliam @ Green Bay, 12/21/69 (3-145)
47.0	Terry Metcalf @ Houston, 10/20/74 (3-141)
46.3	Les Goble vs. N.Y. Giants, 9/26/54 (4-185)
43.0	Chuck Latourette @ Philadelphia, 11/3/68 (3-129)
40.5	Terry Metcalf vs. Washington, 11/16/75 (4-162)

### Opponent/Game

59.0	Timmy Brown @ Philadelphia, 9/22/63 (3-177)
------	---

### Most Touchdowns Career

**6	Ollie Matson, 1952 (2), 1954, 1956, 1958 (2)
2	Les Goble, 1954 (2)
2	Terry Metcalf, 1974, 1975

### Most Touchdowns Season

2	Ollie Matson, 1952 and 1958 (twice)
2	Les Goble, 1954

\*NFL Record

\*\*Ties NFL Record

## FUMBLES

### TOTAL

#### Season

15	Paul Christman, 1946
15	Sam Etcheverry, 1961
15	Terry Metcalf, 1976
14	John David Crow, 1962
14	Terry Metcalf, 1974
14	Ottis Anderson, 1981

#### Game

6	Sam Etcheverry @ N.Y. Giants, 9/17/61
5	Paul Christman @ Green Bay, 10/10/46

## FUMBLES RECOVERED

### OPPONENT FUMBLES RECOVERED

#### Career

19	Roger Wehrli, 1969-82
19	Mark Arneson, 1972-80
16	Bill Koman, 1959-67
14	Chuck Walker, 1964-72
12	Leo Sugar, 1954-60
12	Larry Wilson, 1960-72
12	Larry Stallings, 1963-75

#### Season

5	Tom Wham, 1950
5	Chuck Walker, 1969
4	Tom Wham, 1949
4	Larry Stallings, 1972
4	Curtis Greer, 1981
4	Lee Nelson, 1983

#### Game

3	Corwin Clatt @ Detroit, 11/6/49
2	Many times, most recently by Cedric Mack @ Tampa Bay, 12/20/87

### OWN FUMBLES RECOVERED

#### Season

8	Paul Christman, 1945
7	John Roach, 1960
7	Terry Metcalf, 1974

#### Game

4	Sam Etcheverry @ N.Y. Giants, 9/17/61
---	---------------------------------------

### MOST FUMBLES RETURNED FOR TOUCHDOWN

#### Career

3	Leo Sugar, 1954, 1957 (2)
2	Don Brumm, 1965, 1968
2	Larry Wilson, 1963, 1969
2	Larry Stallings, 1965, 1969

#### Season

2	Leo Sugar, 1957
---	-----------------

### LONGEST FUMBLE RETURNED

88T	Larry Wilson @ Green Bay, 12/21/69
83T	Vince Banonis vs. N.Y. Giants, 11/30/47
77T	Mark Jackson vs. New Orleans, 10/11/87
72T	Steve Neils vs. Cleveland, 10/28/79
71T	Ron Yankowski @ Washington, 9/22/74

## MISCELLANEOUS RECORDS

### SERVICE

#### Most Seasons

18	Jim Hart, 1966-83
17	Jim Bakken, 1962-78
15	Jackie Smith, 1963-77
14	Ernie McMillan, 1961-74
14	Larry Stallings, 1963-76
14	Roger Wehrli, 1969-82
13	Larry Wilson, 1960-72
12	Ken Gray, 1958-69
12	Mel Gray, 1971-82
12	Dan Dierdorf, 1971-78, 80-83

## MISCELLANEOUS RECORDS (Cont'd.)

### Most Consecutive Games Played

234	Jim Bakken, 1962-78
162	Ernie McMillan, 1961-73
148	Bobby Joe Conrad, 1958-68
134	Tom Brahaney, 1973-80
121	Jackie Smith, 1963-71

### Most Games Played

234	Jim Bakken, 1962-78
199	Jim Hart, 1966-83
198	Jackie Smith, 1963-77
193	Roger Wehrli, 1969-82
180	Larry Stallings, 1963-76
178	Ernie McMillan, 1961-74
169	Larry Wilson, 1960-72
160	Dan Dierdorf, 1971-83

### Most Seasons, Head Coach

6	Jim Hanifan, 1980-85
6	Jim Conzelman, 1940-42, 46-48
5	Charley Winner, 1966-70
5	Don Coryell, 1973-77
4	Milan Creighton, 1935-38
4	Frank (Pop) Ivy, 1958-61
4	Wally Lemm, 1962-65

### Longest Completed Pass Not for Touchdown

98	Jim Hart to Ahmad Rashad vs. L.A. Rams, 12/10/72
----	--



**JIM BAKKEN**

### MOST CONSECUTIVE PASS COMPLETIONS

#### Game

12	Jim Hart vs. Chicago, 9/25/77
12	Neil Lomax; 5 vs. N.Y. Giants 10/25/87, 7 vs. Philadelphia 11/2/87
12	Neil Lomax @ Tampa Bay, 12/20/87
10	Neil Lomax vs. New Orleans, 12/6/81
9	Charley Johnson vs. Philadelphia, 9/11/66
9	Jim Hart vs. Philadelphia, 11/29/70
9	Jim Hart @ Minnesota, 11/6/77
9	Neil Lomax @ Washington, 12/16/84 (twice in game)
8	Neil Lomax @ Buffalo, 9/21/86

### MOST CONSECUTIVE GAMES THROWING A TOUCHDOWN PASS

19	Neil Lomax (Game 9 in 1983 through Game 11 in 1984)
16	Charley Johnson (Game 4 in 1964 through Game 5 in 1965)
12	Neil Lomax (Games 1-2, 6-15 in 1987)
8	Neil Lomax (Game 13 in 1984 through Game 4 in 1985)
8	Charley Johnson (Games 4 through 11 in 1963)
7	Jim Hart (Games 3 through 9 in 1974)
7	Jim Hart (Game 14 in 1974 through Game 6 in 1975)

### PASSES HAD INTERCEPTED (Fewest)

#### Season

4	Ray Mallouf, 1941 (96 attempts)
4	Paul Christman, 1948 (114 attempts)
5	Jim Hart, 1972 (119 attempts)
6	Lamar McHan, 1954 (255 attempts)
6	Ray Mallouf, 1948 (143 attempts)
6	Neil Lomax, 1982 (205 attempts)
8	Jim Hart, 1974 (388 attempts)

**MOST CONSECUTIVE GAMES SCORING A TOUCHDOWN**

- 7 John David Crow, 1959-60
- 5 Eleven times, most recent by Ottis Anderson, 1983-84

**HIGHEST NFL PASS RATING****Season**

- 92.5 Neil Lomax, 1984
- 92.0 Neil Lomax, 1983
- 91.2 Ray Mallouf, 1948
- 88.5 Neil Lomax, 1987
- 81.7 Jim Hart, 1976

**MOST CONSECUTIVE GAMES SCORING**

- 79 Jim Bakken (9/14/63 through 11/10/68)
- 34 Bobby Joe Conrad (9/28/58 through 11/27/60)

**MOST CONSECUTIVE GAMES TOUCHDOWNS RUSHING**

- 5 Elmer Angsman, 1948
- 5 MacArthur Lane, 1970
- 5 Donny Anderson, 1972-73
- 5 Ottis Anderson, 1983-84
- 4 Pat Harder, 1946-47 and 1947 (twice)
- 4 Ollie Matson, 1957
- 4 John David Crow, 1964

**MOST 100-YARD RUSHING GAMES****Career**

- 34 Ottis Anderson, 1979-86
- 12 Stump Mitchell, 1981-
- 9 Jim Otis, 1973-77
- 6 John Roland, 1966-72
- 5 John David Crow, 1958-64
- 5 Charley Trippi, 1947-55
- 5 Terry Metcalf, 1973-77

**Season**

- 9 Ottis Anderson, 1979
- 7 Ottis Anderson, 1983
- 6 Ottis Anderson, 1980
- 5 Jim Otis, 1976

**MOST CONSECUTIVE GAMES CATCHING PASSES**

- 121 Mel Gray (Game 3 in 1973 through Game 4 in 1982)
- 94 Bobby Joe Conrad (Game 9 in 1961 through Game 4 in 1968)
- 74 Roy Green (Game 2 in 1981 through Game 10 in 1986)
- 48 Sonny Randle (Game 2 in 1961 through Game 7 in 1964)
- 45 Jackie Smith (Game 3 in 1967 through Game 5 in 1970)
- 43 J.T. Smith (Game 4 in 1985 through Game 15 in 1987)
- 42 Terry Metcalf (Game 1 in 1974 through Game 3 in 1977)
- 40 Pat Tilley (Game 9 in 1978 through Game 2 in 1981)

**MOST CONSECUTIVE GAMES CATCHING A TOUCHDOWN PASS**

- 5 Mal Kutner, 1947
- 5 Bob Shaw, 1950
- 5 Sonny Randle, 1960 and 1961-62 (twice)
- 5 Bobby Joe Conrad, 1963
- 4 Jackie Smith, 1967
- 4 Roy Green, 1986
- 4 Roy Green, 1983-84

**MEL GRAY**

## MISCELLANEOUS RECORDS (Cont'd.)

### MOST PASSES CAUGHT BY RUNNING BACK

#### Season

70	Ottis Anderson, 1984
56	Earl Ferrell, 1986
54	Ottis Anderson, 1983
51	Ottis Anderson, 1981
50	Terry Metcalf, 1974
47	Stump Mitchell, 1985
45	Stump Mitchell, 1987

### MOST CONSECUTIVE GAMES, INTERCEPTIONS

7	Larry Wilson, 1966
6	Dick (Night Train) Lane, 1954-55
5	Pat Fischer, 1963

### MOST CONSECUTIVE FIELD GOALS

10	Jim Bakken (Game 1 in 1965 through Game 1 in 1966)
10	Jim Bakken (Games 1 through 6 in 1975)
8	Jim Bakken (Games 7 through 10 in 1966)

### MOST CONSECUTIVE GAMES KICKING A FIELD GOAL

19	Jim Bakken, 1966-67
11	Neil O'Donoghue, 1984
9	Jim Bakken, 1963-64

### BEST FIELD GOAL PERCENTAGE

#### Season (10 att.)

.792	Jim Bakken, 1975 (19-24)
.741	Jim Bakken, 1976 (20-27)
.733	Neil O'Donoghue, 1980 (11-15)
.719	Jim Bakken, 1973 (23-32)
.700	Pat Harder, 1947 (7-10)

### MOST CONSECUTIVE POINTS AFTER TOUCHDOWN

124	Jim Bakken (44 in 1963, 40 in 1964, 33 in 1965, 7 in 1966)
97	Jim Bakken (20 in 1966, 36 in 1967, 40 in 1968, 1 in 1969)
81	Pat Harder (53 in 1948, 28 in 1949)

### MOST PATs (No Misses) IN ONE SEASON

53	Pat Harder, 1948
44	Jim Bakken, 1963
40	Jim Bakken, 1964 and 1968

### MOST PATs (No Misses) IN ONE GAME

9	Pat Harder @ N.Y. Giants, 10/17/48
8	Pat Harder vs. Detroit, 11/7/48
8	Jim Bakken @ Minnesota, 10/6/83



JACKIE SMITH



DAN DIERDORF

# TEAM RECORDS



## SCORING

### MOST POINTS SCORED

Season
423 (1984)
395 (1948)
379 (1983)
362 (1987)
358 (1949)
357 (1964)

Opponent/Season
428 (1983)
414 (1985)
408 (1981)
389 (1969)

Game
65 @ N.Y. Bulldogs, 11/13/49
63 @ N.Y. Giants, 10/17/48
60 vs. Rochester, 10/7/48
60 @ Minnesota, 10/6/63

Opponent/Game
56 vs. Philadelphia, 10/25/53
55 vs. Miami, 11/24/77
55 @ Green Bay, 11/1/42

### MOST POINTS BOTH TEAMS

Game
98 Cardinals 63, @ N.Y. Giants, 35, 10/17/48
93 Cardinals 42, vs. New Orleans, 51, 11/2/69
85 Cardinals 65, @ N.Y. Bulldogs, 20, 11/13/49

### FEWEST POINTS SCORED

Season
74 (1936)
84 (1939)
95 (1943)

Opponent/Season
170 (1982)
182 (1956)
198 (1946)
218 (1974)

### MOST TOUCHDOWNS SCORED

Season
53 (1948)
51 (1984)
48 (1949)
47 (1983)
46 (1987)
44 (1963)

Opponent/Season
56 (1983)
50 (1981)
48 (1969)
48 (1987)
47 (1985)
46 (1958)
46 (1967)

Game
9 vs. Rochester, 10/7/23
9 @ N.Y. Giants, 10/17/48
9 @ N.Y. Bulldogs, 11/13/49
8 vs. Detroit, 11/7/48
8 @ Minnesota, 10/6/63

Opponent/Game
8 vs. Philadelphia, 10/25/53
8 @ Green Bay, 11/1/42
8 vs. Miami 11/24/77

### BOTH TEAMS/GAME

14	Cardinals 9 @ N.Y. Giants 5, 10/17/48
13	Cardinals 6 vs. New Orleans 7, 11/2/69
12	Cardinals 9 @ N.Y. Bulldogs 3, 11/13/49

### FEWEST TOUCHDOWNS SCORED

Season
16 (1982)
22 (1972)
24 (1971)
28 (1966)
27 (1986)

Opponent/Season
21 (1982)
23 (1956)
27 (1970)
27 (1974)
27 (1982)

### MOST TOUCHDOWNS RUSHING

Season
25 (1948)
22 (1949)
22 (1968)
21 (1947)
21 (1984)

Opponent/Season
26 (1958)
24 (1953)
23 (1983)
21 (1950)
20 (1981)
19 (1963)
19 (1976)

Game
6 vs. Chicago Bears 11/28/29

Opponent/Game
(4) six times, most recent @ Washington, 11/6/83 @ Dallas, 11/24/83

### MOST TOUCHDOWNS PASSING

Season
30 (1963)
29 (1983)
28 (1984)
25 (1987)
23 (1958)
22 (1948)

Opponent/Season
38 (1969)
34 (1985)
30 (1987)
29 (1954)
29 (1981)

Game
6 @ N.Y. Bulldogs, 11/13/49
6 vs. Baltimore, 10/2/50
6 @ Cleveland, 9/26/65
6 vs. New Orleans, 11/2/69
5 @ N.Y. Giants, 10/17/48
5 @ Los Angeles, 9/23/60
5 vs. Dallas, 12/9/62

Opponent/Game
6 vs. Miami, 11/24/77
6 vs. New Orleans, 11/2/69

## SCORING (cont'd.)

### BOTH TEAMS/GAME

*12	Cardinals 6, vs. New Orleans 6, 11/2/69
10	Cardinals 4, @ Chicago Bears 6, 12/5/37
9	Cardinals 5, @ N.Y. Giants 4, 10/17/48
9	Cardinals 3, @ Chicago Bears 6, 12/11/49
9	Cardinals 4, @ Washington 5, 11/9/58

### MOST TOUCHDOWNS BY INTERCEPTIONS

<b>Season</b>	
5	(1961)
5	(1964)
3	(1949)
3	(1955)
3	(1966)
<b>Opponent/Season</b>	
5	(1967)
5	(1983)
<b>Game</b>	
2	many times, most recent @ Philadelphia, 10/2/66
<b>Opponent/Game</b>	
2	vs. San Francisco, 9/18/83

### MOST TOUCHDOWNS BY KICKOFF RETURNS

<b>Season</b>	
3	(1954)
<b>Opponent/Season</b>	
2	(1978)
<b>Game</b>	
(1)	many times, most recent @ Dallas, 10/21/79
<b>Opponent/Game</b>	
(1)	many times, most recent @ Indianapolis, 9/16/84

### MOST TOUCHDOWNS BY PUNT RETURNS

<b>Season</b>	
5	(1959)
4	(1948)
<b>Opponent/Season</b>	
(1)	seven times, most recent vs. Kansas City, 11/23/80
<b>Game</b>	
2	vs. Tampa Bay, 12/21/86
2	vs. Pittsburgh, 11/1/59
2	vs. N.Y. Giants, 11/22/59

### FEWEST TOUCHDOWNS BY RUSHING

<b>Season</b>	
8	(1986)
8	(1961)
8	(1971)
9	(1972)
10	(1963)
10	(1966)
10	(1982)
<b>Opponent/Season</b>	
5	(1982)
8	(1948)
9	(1952)
11	(1985)

### FEWEST TOUCHDOWNS BY PASSING

<b>Season</b>	
6	(1982)
11	(1972)
12	(1980)
13	(1966)
14	(1971)
<b>Opponent/Season</b>	
8	(1956)
11	(1974)
12	(1971)

### MOST POINTS AFTER TOUCHDOWN SCORED

<b>Season</b>	
53	(1948)
48	(1984)
46	(1949)
45	(1983)
44	(1963)
44	(1987)
<b>Opponent/Season</b>	
51	(1983)
48	(1981)
47	(1969)
46	(1985)
45	(1987)
<b>Game</b>	
9	vs. N.Y. Giants, 10/17/48
8	vs. Detroit, 11/7/48
8	vs. N.Y. Bulldogs, 11/13/49
8	@ Minnesota, 10/6/63
<b>Opponent/Game</b>	
7	vs. Miami 11/24/77
7	@ N.Y. Giants, 12/7/69
7	vs. Philadelphia, 11/8/81

### BOTH TEAMS/GAME

14	Cardinals 9, @ N.Y. Giants 5, 10/17/48
12	Cardinals 6, vs. New Orleans 6, 11/2/69
11	Cardinals 6, vs. Philadelphia 5, 12/16/62

### FIELD GOALS ATTEMPTED

<b>Season</b>	
40	(1966)
39	(1967)
38	(1964)
<b>Game</b>	
9	@ Pittsburgh, 9/24/67
7	@ Atlanta, 12/11/66
7	@ Atlanta, 12/9/73
6	@ Pittsburgh, 11/13/66
6	vs. Green Bay, 9/19/76

### MOST FIELD GOALS MADE

<b>Season</b>	
27	(1967)
25	(1964)
23	(1966)
23	(1973)
23	(1984)
<b>Opponent/Season</b>	
28	(1985)
28	(1972)
27	(1964)
25	(1971)
25	(1984)
24	(1986)
24	(1973)
<b>Game</b>	
7	@ Pittsburgh, 9/24/67
6	@ Atlanta, 12/9/73
5	vs. Philadelphia, 12/13/64
5	vs. Green Bay, 9/19/76
4	vs. Columbus, 10/11/25
4	@ Cleveland, 9/20/64
4	@ Atlanta, 10/10/71
4	@ Dallas, 12/18/71
<b>Opponent/Game</b>	
(4)	many times, most recent vs. Washington, 12/12/82

### BOTH TEAMS/GAME

8	Cardinals 4, @ Cleveland 4, 9/20/64
7	Cardinals 7, @ Pittsburgh 0, 9/24/67
7	Cardinals 6, @ Atlanta 1, 12/9/73

\* NFL Record

**HIGHEST SCORE BY QUARTERS**

<b>1st Quarter</b>	27 vs. Green Bay, 11/27/49
<b>2nd Quarter</b>	31 vs. N.Y. Bulldogs, 11/13/49
<b>3rd Quarter</b>	35 vs. Boston, 10/24/48
<b>4th Quarter</b>	28 vs. Philadelphia, 12/7/47
	28 vs. Baltimore, 10/2/50
	28 @ Minnesota, 10/6/63
	28 vs. Pittsburgh, 11/30/69
	28 vs. Tampa Bay, 11/8/87

**OPPONENTS HIGHEST SCORE BY QUARTERS**

<b>1st Quarter</b>	17 @ Los Angeles Raiders, 12/11/83
	17 @ Baltimore, 10/12/64
<b>2nd Quarter</b>	27 @ San Diego, 9/26/76
<b>3rd Quarter</b>	21 vs. New Orleans, 11/2/69
	21 @ N.Y. Giants, 12/7/69
	21 @ Dallas, 9/28/75
	21 vs. San Francisco, 9/18/83
	21 @ Washington, 11/6/83
	21 @ Cleveland, 9/8/85
	21 vs. Green Bay, 9/29/85
	21 vs. Washington, 12/6/87
<b>4th Quarter</b>	21 @ N.Y. Giants, 11/4/62
	21 vs. Cleveland, 10/28/79
	21 vs. Philadelphia, 11/8/81
	21 @ Kansas City, 10/2/83
	21 vs. Minnesota, 10/30/83

**SCORE BY QUARTERS BOTH TEAMS**

<b>Game</b>	
1st:	28 Cardinals 14, @ Dallas 14, 11/23/67
2nd:	47 Cardinals 27, vs. Philadelphia 20, 12/13/64
3rd:	35 Cardinals 35, vs. Boston 0, 10/24/48
	35 Cardinals 14, @ Dallas 21, 9/28/75
4th:	42 Cardinals 28, @ Philadelphia 14, 12/7/47

**SCORE BY HALVES**

<b>Game</b>	
<b>First</b>	
	38 @ Cleveland, 9/26/65
	37 vs. San Diego, 11/20/80
	31 vs. Philadelphia, 12/16/62
	30 @ N.Y. Jets, 11/23/75
	30 vs. Philadelphia, 12/18/64
<b>Second</b>	
	38 vs. Dallas, 12/9/62
	35 vs. Pittsburgh, 11/30/69
	35 @ Minnesota, 10/6/63
	31 @ Philadelphia, 11/3/62
	31 vs. Washington, 12/3/61
	31 vs. Pittsburgh, 12/18/60

**OPPONENT SCORE BY HALVES**

<b>Game</b>	
<b>First</b>	
	36 @ L.A. Rams, 12/15/85
	33 @ San Diego, 9/26/76
<b>Second</b>	
	35 vs. Philadelphia, 11/8/81

**MOST FIRST DOWNS**

<b>Season</b>	
	345 (1984)
	325 (1987)
	309 (1976)
	305 (1979)
	301 (1985)
	300 (1981)
	295 (1983)
	281 (1978)
	281 (1980)
	276 (1975)
	275 (1964)
	273 (1986)

**Opponent/Season**

	328 (1981)
	314 (1985)
	311 (1980)
	307 (1973)
	306 (1987)
	304 (1986)
	302 (1979)

**Game**

	32 @ N.Y. Bulldogs, 11/13/49
	31 vs. Washington, 11/16/75
	30 vs. Philadelphia, 12/16/62
	29 @ N.Y. Giants, 11/4/62
	29 vs. Philadelphia, 10/10/76
	29 vs. Minnesota, 11/4/79
	29 @ New Orleans, 10/5/80

**Opponent/Game**

	34 vs. Miami, 11/24/77
	34 vs. Atlanta, 11/9/80

**FIRST DOWNS****BOTH TEAMS/GAME**

54	Cardinals 31, vs. New Orleans 23, 10/23/77
53	Cardinals 19, vs. Atlanta 34, 11/9/80
52	Cardinals 32, @ N.Y. Bulldogs 20, 11/13/49
52	Cardinals 17, @ Pittsburgh 35, 12/13/58
52	Cardinals 29, vs. Minnesota 23, 11/4/79
52	Cardinals 26, vs. Tampa Bay 26, 11/8/87
50	Cardinals 25, vs. Cleveland 25, 11/4/51
50	Cardinals 23, @ Washington 27, 11/9/58
50	Cardinals 29, vs. Pittsburgh 22, 12/13/64
50	Cardinals 22, vs. Dallas 28, 12/7/75
49	Cardinals 26, @ L.A. Raiders 23, 12/11/83
48	Cardinals 23, @ Philadelphia 25, 12/7/86 (overtime game)
48	Cardinals 24, vs. Green Bay, 24, 9/29/85

**FEWEST FIRST DOWNS**

<b>Season</b>	
	101 (1939)
	102 (1943)
	115 (1945)
<b>Opponent/Season</b>	
	140 (1946)
	158 (1960)
	163 (1982)
<b>Game</b>	
	5 vs. N.Y. Giants, 10/8/61
	6 @ Detroit, 12/6/70
	8 @ Baltimore, 11/19/61
	8 @ Philadelphia, 10/2/66
	8 @ Philadelphia, 12/14/80
<b>Opponent/Game</b>	
	3 @ New Orleans, 10/5/80

**FIRST DOWNS (cont'd.)****MOST FIRST DOWNS RUSHING****Season**

145 (1979)  
 140 (1976)  
 135 (1948)  
 135 (1981)  
 131 (1975)  
 129 (1984)  
 128 (1960)  
 125 (1986)  
 123 (1980)  
 123 (1893)

**Opponent/Season**

135 (1973)  
 134 (1981)  
 131 (1978)  
 126 (1950)  
 125 (1979)

**Game**

23 @ New Orleans, 10/5/80  
 19 vs. Green Bay, 12/5/48  
 18 vs. Minnesota, 11/4/79  
 17 @ Philadelphia, 9/22/63  
 17 @ N.Y. Giants, 12/12/76

**Opponent/Game**

19 vs. Miami, 11/24/77

**BOTH TEAMS/GAME**

28 Cardinals 8, @ Cleveland 20, 11/12/58  
 28 Cardinals 17, @ N.Y. Giants 11, 12/12/76  
 27 Cardinals 17, @ N.Y. Bulldogs 10, 11/13/49  
 27 Cardinals 15, @ Pittsburgh 12, 11/1/59  
 27 Cardinals 9, @ Oakland 18, 10/7/73  
 26 Cardinals 14, @ Washington 12, 10/21/51  
 26 Cardinals 14, vs. Washington 12, 9/27/70

**MOST FIRST DOWNS PASSING****Season**

200 (1984)  
 189 (1987)  
 171 (1985)  
 158 (1978)  
 152 (1964)  
 149 (1986)  
 148 (1983)  
 143 (1965)  
 142 (1976)  
 141 (1981)  
 138 (1962)

**Opponent/Season**

185 (1969)  
 176 (1980)  
 169 (1985)  
 168 (1987)  
 162 (1981)  
 161 (1983)  
 157 (1973)  
 157 (1984)  
 149 (1986)  
 149 (1979)

**Game**

22 vs. Philadelphia, 12/13/64  
 21 vs. Dallas, 11/11/84  
 19 @ San Diego, 9/20/87  
 18 @ Dallas, 11/28/85  
 18 vs. Philadelphia, 12/16/62  
 18 @ Washington, 12/16/84  
 17 vs. Detroit, 9/28/47  
 17 vs. Minnesota, 11/11/74  
 17 @ Atlanta, 11/29/87

**Opponent/Game**

22 @ N.Y. Giants, 12/7/69

**BOTH TEAMS/GAME**

34 Cardinals 12, @ Pittsburgh 21, 12/13/58  
 33 Cardinals 16, vs. Miami 17, 9/30/84

33 Cardinals 22, vs. Pittsburgh 11, 12/13/64  
 33 Cardinals 12, vs. Atlanta 21, 11/9/80

**MOST FIRST DOWNS PENALTY****Season**

31 (1973)  
 30 (1947)  
 28 (1964)  
 25 (1976)  
 24 (1979)  
 24 (1981)  
 24 (1983)  
 23 (1950)

**Opponent/Season**

32 (1966)  
 30 (1986)  
 30 (1985)  
 30 (1970)  
 28 (1979)  
 25 (1984)  
 24 (1975)

**Game**

5 @ Washington, 11/23/47  
 5 vs. Philadelphia, 10/10/76  
 5 @ L.A. Raiders, 12/11/83  
 4 Many times, most recently  
 @ Tampa Bay, 12/20/87  
 @ Dallas, 12/27/87

**Opponent/Game**

5 seven times, most recently  
 vs. Tampa Bay, 11/8/87

**BOTH TEAMS/GAME**

10 Cardinals 5, vs. Philadelphia 5, 10/10/76  
 9 Cardinals 4, vs. Dallas 5, 11/4/85  
 8 Cardinals 4, vs. Washington 4, 10/20/68  
 8 Cardinals 3, @ Dallas 5, 11/3/74

**FEWEST FIRST DOWNS RUSHING****Season**

68 (1972)  
 71 (1982)  
 83 (1961)  
 83 (1969)  
 86 (1971)

**Opponent/Season**

56 (1960)  
 58 (1982)  
 68 (1966)

**Game**

1 five times, most recently  
 @ Washington, 1/2/83

**Opponent/Game**

0 @ N.Y. Giants, 11/6/66  
 0 @ New Orleans, 10/5/80

**FEWEST FIRST DOWNS PASSING****Season**

81 (1982)  
 88 (1960)  
 102 (1972)  
 104 (1970)  
 107 (1968)  
 108 (1966)  
 52 (1946)  
 79 (1950)  
 79 (1956)  
 79 (1957)  
 82 (1952)

**Game**

0 vs. New Orleans, 10/11/87  
 1 @ Atlanta, 12/9/73  
 2 seven times, most recently  
 vs. Washington, 12/21/80

**Opponent Game**

2	vs. Green Bay, 9/19/76
2	vs. Washington, 9/19/71
2	vs. L.A. Rams, 11/4/84

**FEWEST FIRST DOWNS BY PENALTY****Season**

9	(1961)
10	(1974)
10	(1982)

11 (1952)

11 (1972)

**Opponent/Season**

7	(1982)
9	(1952)
9	(1957)
9	(1960)
10	(1947)
10	(1953)

**TOTAL YARDS****MOST NET YARDS GAINED****Season**

6348	(1984)
5326	(1987)
5136	(1976)
5125	(1978)
5086	(1985)
5077	(1981)
4955	(1975)
4870	(1963)
4858	(1980)

**Opponent/Season**

5723	(1981)
5384	(1980)
5384	(1987)
5381	(1985)
5176	(1969)

**Game**

589	vs. Philadelphia, 12/16/82
579	@ N.Y. Giants, 10/17/48
572	@ N.Y. Bulldogs, 11/13/49
527	vs. Dallas, 12/9/62
525	@ Washington, 11/20/60
520	@ Minnesota, 10/6/63
499	vs. Washington, 11/6/60
490	@ Cleveland, 9/26/65
489	vs. Pittsburgh, 10/13/63

**Opponent/Game**

683	@ Pittsburgh, 12/13/58
596	@ Chicago, 12/11/49
578	@ Dallas, 9/30/73
563	vs. Atlanta, 11/9/80
552	@ N.Y. Giants, 11/12/50
552	vs. Miami, 9/30/84

**BOTH TEAMS GAME**

1087	Cardinals 589, vs. Philadelphia 498, 12/16/62
997	Cardinals 445, vs. Miami 552, 9/30/84
986	Cardinals 478, vs. New Orleans 508, 11/2/69

**FEWEST NET YARDS GAINED****Season**

1337	(1933)
1854	(1943)
2027	(1939)

**Opponent/Season**

1578	(1934)
2029	(1960)
2848	(1982)
2882	(1946)
3029	(1960)
3492	(1966)

**Game**

14	vs. Detroit, 9/15/40
49	@ Philadelphia, 12/4/55
86	vs. Pittsburgh, 9/26/55
113	@ Chicago, 12/16/79
122	@ Baltimore, 9/17/72
125	@ Philadelphia, 12/14/80

**BOTH TEAMS/GAME**

30	Cardinals 14, Detroit 16, 9/15/40
----	-----------------------------------

**MOST YARDS RUSHING****Season**

2582	(1979)
2560	(1948)
2404	(1975)
2356	(1960)

**Opponent/Season**

2428	(1981)
2395	(1978)
2378	(1985)
2237	(1977)
2227	(1986)
2204	(1979)
2201	(1957)
2189	(1972)

**Game**

330	@ New Orleans, 10/5/80
325	vs. Minnesota, 11/4/79
320	@ Green Bay, 10/10/48
319	vs. N.Y. Bulldogs, 10/30/49
308	@ N.Y. Giants, 11/13/49

**Opponent/Game**

332	@ Cleveland, 10/12/58
309	@ N.Y. Giants, 11/12/50

**RUSHING**

272 @ New Orleans, 9/4/83

266 @ Baltimore, 10/12/64

**BOTH TEAMS/GAME**

489	Cardinals 308, vs. N.Y. Giants 181, 10/30/49
480	Cardinals 148, vs. Cleveland 332, 11/12/58
465	Cardinals 216, @ N.Y. Giants 249, 11/30/47

**FEWEST YARDS RUSHING****Season**

709	(1943)
835	(1939)
912	(1940)

**Opponent/Season**

995	(1982)
1192	(1966)
1212	(1960)
1249	(1946)

**Game**

-1	@ N.Y. Giants, 10/18/53
14	@ Detroit, 9/15/40

## RUSHING (cont'd.)

### Opponent Game

-24	@ Detroit, 10/13/46
-17	@ Detroit, 9/30/46
-10	@ Detroit, 9/15/40

### HIGHEST AVERAGE

#### Season

4.87	(1960)
4.82	(1948)
4.73	(1985)
4.66	(1970)

### MOST ATTEMPTS RUSHING

#### Season

580	(1976)
554	(1978)
531	(1948)
527	(1956)
525	(1983)
519	(1980)
519	(1981)
507	(1977)

#### Opponent/Season

588	(1979)
567	(1979)
560	(1986)
552	(1985)
509	(1981)

#### Game

70	vs. Green Bay, 12/5/48
69	vs. Green Bay, 11/6/36

### Opponent/Game

60	@ N.Y. Giants, 12/4/77
59	vs. Buffalo, 11/27/75
56	vs. Washington, 11/21/76
56	vs. Green Bay, 10/20/63

### BOTH TEAMS/GAME

*108	Cardinals 70, vs. Green Bay 36, 12/5/48
101	Cardinals 69, Green Bay 32, 12/6/36

### FEWEST RUSHING ATTEMPTS

#### Season

307	(1982)
322	(1953)
334	(1945)

#### Opponent/Season

256	(1982)
344	(1960)

#### Game

6	vs. Boston, 10/29/33
12	vs. Green Bay, 10/20/63
13	vs. Chicago, 11/30/58

#### Opponent/Game

8	vs. Buffalo, 9/9/84
12	vs. Atlanta, 12/18/83
13	@ Philadelphia, 10/28/84
15	@ New England, 12/2/84
15	@ Houston, 10/7/79

---

## PASSING

### MOST NET YARDS PASSING

#### Season

4262	(1984)
3453	(1987)
3171	(1978)
3112	(1985)
3100	(1962)
3063	(1980)
3031	(1963)
2943	(1965)
2941	(1967)

#### Opponent/Season

3616	(1980)
3547	(1981)
3532	(1969)
3383	(1987)
3171	(1964)
3029	(1973)

#### Game

472	@ Pittsburgh, 12/13/58
468	@ Chicago, 12/11/49
444	@ Washington, 12/16/84
430	vs. Detroit, 9/28/47
422	vs. Philadelphia, 10/3/54
422	@ Green Bay, 12/21/69
415	vs. Philadelphia, 12/16/62
412	@ San Diego, 9/20/87
408	vs. Pittsburgh, 10/13/63

#### Opponent/Game

468	@ Chicago, 12/11/49
422	@ Green Bay, 12/21/69

### BOTH TEAMS/GAME

834	Cardinals 415, vs. Philadelphia 419, 12/16/62
748	Cardinals 280, @ Chicago Bears 468, 12/11/49
728	Cardinals 308, vs. Miami 428, 9/30/84
719	Cardinals 374, vs. New Orleans 345, 11/2/69

### FEWEST NET YARDS PASSING

#### Season

1811	(1960)
1940	(1966)
1973	(1961)
2038	(1972)
2187	(1968)
2350	(1933)

#### Opponent/Season

625	(1934)
1524	(1956)
1603	(1946)
1817	(1960)
1853	(1982)
2107	(1970)

#### Game

-12	vs. Washington, 12/21/80
0	vs. Detroit, 11/3/35
0	vs. Philadelphia, 11/8/36
0	@ Detroit, 9/15/40
4	vs. New Orleans, 10/11/87
6	vs. Dallas, 12/16/73
9	vs. Atlanta, 12/9/73
25	vs. Philadelphia, 12/4/60
29	vs. Pittsburgh, 11/27/66

#### Opponent/Game

-16	@ Pittsburgh, 10/17/65
1	vs. Philadelphia, 11/8/36
16	vs. Dallas, 12/10/61
24	@ N.Y. Giants, 12/10/78

### BOTH TEAMS/GAME

1	Cardinals 0, Philadelphia 1, 11/8/36
40	Cardinals 9, @ Atlanta 31, 12/9/73
77	Cardinals 29, vs. Pittsburgh 48, 11/27/66
96	Cardinals 54, vs. Cleveland 42, 11/27/57

**MOST GROSS YARDS PASSING****Season**

4639 (1984)  
 3850 (1987)  
 3581 (1985)  
 3403 (1963)  
 3388 (1962)  
 3357 (1978)  
 3309 (1983)  
 3222 (1965)  
 3170 (1967)

**Opponent/Season**

3752 (1969)  
 3668 (1987)  
 3635 (1983)  
 3616 (1980)

**Game**

468 @ Washington, 12/16/84  
 457 @ San Diego, 9/20/87  
 438 vs. Pittsburgh, 10/13/63  
 397 @ Minnesota, 10/6/63  
 390 @ Philadelphia, 12/7/86 (overtime game)  
 374 vs. New Orleans, 11/2/69  
 372 @ N.Y. Giants, 11/4/62  
 369 @ Atlanta, 11/29/87  
 333 vs. Washington, 12/3/61

**Opponent/Game**

422 @ Green Bay, 12/21/69

**FEWEST GROSS YARDS PASSING****Season**

1576 (1982)  
 1990 (1960)  
 2259 (1972)  
 2292 (1966)  
 2389 (1968)  
 2434 (1961)

**Opponent/Season**

2035 (1982)  
 2358 (1976)  
 2416 (1970)

**Game**

9 @ Atlanta, 12/9/73  
 11 vs. New Orleans, 10/11/87  
 30 vs. Dallas, 12/16/73  
 63 vs. Pittsburgh, 11/27/66  
 68 vs. Washington, 12/21/80

**Opponent/Game**

24 @ N.Y. Giants, 12/10/78  
 49 vs. Dallas, 12/10/61

**MOST PASS ATTEMPTS****Season**

566 (1984)  
 534 (1985)  
 529 (1987)  
 516 (1986)  
 508 (1978)  
 477 (1981)  
 470 (1980)  
 460 (1983)  
 448 (1965)  
 431 (1967)

**Opponent/Season**

531 (1980)  
 519 (1983)  
 494 (1981)  
 494 (1984)

**Game**

61 @ San Diego, 9/20/87  
 55 @ Dallas, 12/27/87  
 52 vs. L.A. Rams, 11/4/84  
 52 vs. Dallas, 11/11/84  
 51 vs. L.A. Rams, 11/30/58  
 51 @ Atlanta, 10/18/81  
 50 vs. Philadelphia, 11/1/87

49 vs. Philadelphia, 12/13/64  
 48 @ Philadelphia, 12/7/86 (overtime game)  
 48 @ Baltimore, 11/17/68  
 47 @ Buffalo, 9/21/86  
 47 vs. N.Y. Giants, 11/1/53  
 47 @ Pittsburgh, 11/13/66  
 47 @ Washington, 11/1/81

**Opponent/Game**

55 vs. Minnesota, 10/25/81  
 54 @ Los Angeles, 10/31/48  
 52 @ Pittsburgh, 12/13/58  
 51 @ Philadelphia, 11/22/87

**BOTH TEAMS/GAME**

94 Cardinals 42, @ Pittsburgh 52, 12/13/58  
 90 Cardinals 43, vs. Atlanta 47, 11/9/80  
 86 Cardinals 32, @ Los Angeles 54, 10/31/48  
 85 Cardinals 52, vs. Dallas 33, 11/11/84  
 84 Cardinals 42, vs. Atlanta 42, 12/17/78  
 83 Cardinals 38, vs. Philadelphia 45, 10/14/73  
 83 Cardinals 51, @ Atlanta 32, 10/18/81  
 83 Cardinals 50, vs. Philadelphia 33, 11/1/87

**FEWEST PASS ATTEMPTS****Season**

127 (1935)  
 198 (1940)  
 219 (1943)

**Opponent/Season**

291 (1982)  
 301 (1960)  
 342 (1976)

**Game**

1 vs. Detroit, 11/3/35  
 2 vs. Detroit, 9/15/40  
 8 vs. N.Y. Giants, 11/19/72  
 10 @ Atlanta, 12/9/73  
 10 vs. New Orleans, 10/11/87

**Opponent/Game**

3 vs. Detroit, 11/3/35  
 4 vs. Detroit, 9/15/40

**BOTH TEAMS/GAME**

\*\*4 Cardinals 1, Detroit 3, 11/3/35  
 6 Cardinals 2, Detroit 4, 9/15/40  
 25 Cardinals 13, vs. Cleveland 12, 10/27/57

**MOST PASS COMPLETIONS****Season**

347 (1984)  
 305 (1987)  
 296 (1985)  
 293 (1986)  
 267 (1983)  
 253 (1981)  
 252 (1978)  
 239 (1980)  
 228 (1963)  
 223 (1964)  
 221 (1965)  
 220 (1976)

**Opponent/Season**

290 (1983)  
 287 (1980)  
 282 (1981)

**Game**

37 @ Washington, 12/16/84  
 32 @ San Diego, 9/20/87  
 30 @ Philadelphia, 12/7/86 (overtime game)  
 29 vs. Philadelphia, 11/1/87  
 28 vs. L.A. Rams, 11/30/58  
 28 vs. Philadelphia, 12/13/64  
 28 vs. Minnesota, 11/11/74  
 28 @ San Francisco, 9/14/80  
 28 @ Dallas, 12/27/87

**PASSING (cont'd.)**

27 @ N.Y. Giants, 11/4/62  
 27 @ Washington, 11/1/81

**Opponent/Game**

31 vs. Atlanta, 11/9/80  
 31 @ San Francisco, 10/18/87  
 30 vs. N.Y. Giants, 12/13/87  
 29 vs. Philadelphia, 11/1/87  
 29 vs. Philadelphia, 10/14/73  
 29 vs. N.Y. Giants, 2/26/82

**BOTH TEAMS/GAME**

57 Cardinals 37, @ Washington 20, 12/16/84  
 56 Cardinals 25, vs. Atlanta 31, 11/19/80  
 55 Cardinals 26, vs. Philadelphia 29,  
 10/14/73  
 48 Cardinals 25, vs. Tampa Bay 23, 11/8/87  
 47 Cardinals 20, vs. Minnesota 27, 10/30/83  
 47 Cardinals 17, vs. N.Y. Giants 30, 12/13/87  
 46 Cardinals 25, @ N.Y. Giants 21, 11/24/74  
 46 Cardinals 22, @ Pittsburgh 24, 12/13/58  
 46 Cardinals 22, vs. Miami 24, 9/30/84  
 46 Cardinals 29, vs. Philadelphia 17, 11/1/87

**FEWEST PASS COMPLETIONS****Season**

34 (1934)  
 75 (1940)  
 85 (1939)

**Opponent/Season**

156 (1960)  
 169 (1967)  
 174 (1982)  
 176 (1976)

**Game**

0 vs. Detroit, 11/3/35  
 0 vs. Detroit, 9/15/40  
 2 @ Atlanta, 11/9/73  
 3 vs. Pittsburgh, 11/1/59  
 3 vs. New Orleans, 10/11/87

**Opponent/Game**

1 vs. Detroit, 9/15/40  
 1 vs. Green Bay, 12/5/58  
 2 vs. Detroit, 11/3/35  
 2 @ Green Bay, 11/24/46  
 3 @ N.Y. Giants, 12/4/77

**BOTH TEAMS/GAME**

\*\*1 Cardinals 0, vs. Detroit 1, 9/15/40  
 2 Cardinals 0, vs. Detroit 2, 11/3/35  
 8 Cardinals 6, @ Green Bay 2, 11/24/46

8 Cardinals 7, Green Bay 1, 12/5/48  
 10 Cardinals 2, @ Atlanta 8, 12/9/73

**DEFENSE: MOST QUARTERBACK SACKS****Season**

59 (1983)  
 55 (1984)  
 52 (1966)  
 44 (1968)  
 42 (1964)

**Opponent/Season**

65 (1985)  
 64 (1961)  
 59 (1986)  
 59 (1983)  
 54 (1987)  
 52 (1966)

**Game**

12 @ Baltimore, 10/26/80  
 11 vs. Atlanta, 11/24/68  
 11 vs. Philadelphia, 12/18/83  
 10 @ Philadelphia, 12/7/86 (overtime game)  
 9 @ Washington, 10/4/64  
 9 @ Philadelphia, 11/17/74

**Opponent/Game**

9 @ N.Y. Giants, 12/14/86  
 9 @ Chicago, 9/16/79  
 9 vs. Washington, 12/21/80

**HIGHEST COMPLETION PERCENTAGE****Season**

61.3 1984 (347-566)  
 58.0 1983 (267-460)  
 57.7 1987 (305-529)  
 56.8 1986 (293-516)  
 56.1 1976 (220-392)  
 55.4 1985 (296-534)  
 53.3 1973 (210-394)  
 53.3 1977 (195-366)  
 53.0 1981 (253-477)  
 52.7 1975 (187-355)

**Game (15 attempts)**

82.4 N.Y. Jets 11/23/75 (14-17)  
 80.4 @ Washington, 12/16/84 (37-46)  
 77.3 Tampa Bay, 10/16/83 (17-22)  
 76.5 Philadelphia, 10/10/76 (13-17)  
 75.0 @ N.Y. Giants, 12/14/86 (21-28)  
 75.0 N.Y. Giants, 10/17/48 (15-20)  
 75.0 Washington, 10/27/74 (15-20)  
 73.8 San Francisco, 9/14/80 (28-38)  
 73.3 @ Tampa Bay, 12/20/87 (22-30)

**INTERCEPTIONS**

7 vs. Chicago, 12/5/54  
 7 @ Chicago, 11/19/67

**MOST PASSES INTERCEPTED****Season**

39 (1943)  
 33 (1949)  
 33 (1956)  
 29 (1955)  
 27 (1947)  
 27 (1951)

**Opponent/Season**

39 (1943)  
 35 (1967)  
 31 (1956)  
 30 (1962)  
 26 (1971)  
 25 (1969)

**Game**

7 @ N.Y. Bulldogs, 11/13/49  
 6 vs. Detroit, 9/30/46  
 6 @ Philadelphia, 10/21/56  
 6 @ Cleveland, 9/26/65

**Opponent/Game**

8 vs. Philadelphia, 9/24/50  
 7 vs. Detroit, 10/5/40

**BOTH TEAMS/GAME**

11 Cardinals 8, vs. Philadelphia 3, 9/24/50

**FEWEST PASSES INTERCEPTED****Season**

6 (1982)  
 10 (1986)  
 10 (1973)  
 11 (1972)  
 12 (1945)  
 12 (1957)

**Opponent/Season**

6 (1982)  
 8 (1974)  
 12 (1948)  
 14 (1956)  
 14 (1987)  
 15 (1973)

**MOST YARDS INTERCEPTIONS RETURNED**

Season	
486	(1949)
459	(1961)
451	(1956)

**Game**

161	@ Pittsburgh, 9/26/55
158	@ Green Bay, 10/16/49
124	@ Pittsburgh, 11/26/61

**PENALTIES****MOST PENALTIES**

Season	
116	(1986)
108	(1984)
106	(1981)
105	(1978)
104	(1979)
103	(1980)
101	(1985)
101	(1987)
95	(1977)
91	(1954)

**Opponent/Season**

102	(1983)
97	(1973)
89	(1967)
88	(1987)

**Game**

16	vs. Green Bay, 9/13/36
15	vs. Philadelphia, 11/2/58
15	vs. Philadelphia, 10/10/76

**Opponent/Game**

14	@ New Orleans, 9/4/83
----	-----------------------

**BOTH TEAMS/GAME**

27	Cardinals 12, vs. Philadelphia 15, 11/30/52
26	Cardinals 15, vs. Philadelphia 11, 10/10/76
24	Cardinals 11, @ L.A. Rams 13, 11/14/54
23	Cardinals 9, @ Cleveland 14, 10/15/50

**FEWEST PENALTIES**

Season	
41	(1941)
44	(1959)
45	(1943)

**Opponent/Season**

53	(1963)
54	(1982)

**Game**

0	@ Baltimore, 10/12/64
(1)	many times, most recent @ Pittsburgh, 10/20/85

**Opponent/Game**

(0)	four times, most recent @ Pittsburgh, 12/1/68
-----	---

**BOTH TEAMS/GAME**

1	Cardinals 1, @ N.Y. Giants 0, 10/19/58
2	Cardinals 1, @ Philadelphia 1, 10/9/60
2	Cardinals 2, vs. Dallas 0, 12/10/61
2	Cardinals 1, @ Pittsburgh 1, 10/17/65

**MOST YARDS PENALIZED**

Season	
941	(1979)
932	(1986)
922	(1980)
896	(1970)
892	(1984)
890	(1978)
835	(1977)
819	(1954)

**Opponent/Season**

920	(1973)
831	(1983)
819	(1971)

**Game**

166	vs. Dallas, 10/9/77
140	vs. Baltimore, 10/2/50
140	@ Chicago, 12/16/51
139	vs. Philadelphia, 10/10/76

**Opponent/Game**

168	vs. San Francisco, 10/24/71
-----	-----------------------------

**BOTH TEAMS/GAME**

262	Cardinals 105, vs. Philadelphia 157, 11/30/52
245	Cardinals 140, vs. Baltimore 105, 10/2/50
244	Cardinals 87, vs. Philadelphia 157, 10/3/54

**FEWEST YARDS PENALIZED**

Season	
238	(1939)
331	(1940)
389	(1943)
389	(1945)

**Opponent/Season**

424	(1982)
500	(1960)

**Game**

0	@ Baltimore, 10/12/64
(5)	nine times, most recent @ Pittsburgh, 10/20/85

**Opponent/Game**

(0)	five times, most recent @ Philadelphia, 11/18/79
-----	--

**BOTH TEAMS/GAME**

5	Cardinals 5, @ N.Y. Giants 0, 10/19/58
10	Cardinals 10, vs. Dallas 0, 12/10/61
20	Cardinals 5, @ Philadelphia 15, 10/9/60
20	Cardinals 5, @ Pittsburgh 15, 10/17/65

**PUNTING****MOST PUNTS**

Season	
101	(1978)
100	(1980)
92	(1986)
85	(1985)
85	(1961)
85	(1983)
81	(1966)
81	(1974)
79	(1941)

**Opponent/Season**

93	(1978)
90	(1979)
89	(1980)

**Game**

16	vs. Chicago, 11/30/33
16	@ Detroit, 9/15/40

**Opponent/Game**

14	vs. Cincinnati, 11/12/33
13	vs. Chicago, 11/30/33
13	@ Detroit, 9/15/40
11	vs. N.Y. Giants, 10/8/61

**BOTH TEAMS/GAME**

29	Cardinals 15, vs. Cincinnati 14, 11/12/33
29	Cardinals 16, vs. Chicago 13, 11/30/33
29	Cardinals 16, @ Detroit 13, 9/15/40

## PUNTING (cont'd.)

### FEWEST PUNTS

#### Season

44 (1960)  
50 (1946)

### BOTH TEAMS/GAME

3 Cardinals 1, vs. Philadelphia 2, 11/27/60  
3 Cardinals 2, vs. Pittsburgh 1, 11/8/64  
3 Cardinals 2, vs. Dallas 1, 12/7/75

### HIGHEST AVERAGE

#### Season

44.7 (1960)

44.7 (1981)

44.6 (1959)

#### Opponent/Season

44.2 (1960)

43.3 (1965)

43.5 (1961)

43.5 (1964)

#### Game

53.3 @ Pittsburgh, 10/13/57

#### Opponent/Game

52.5 vs. San Francisco, 11/25/62

## PUNT RETURNS

### MOST PUNT RETURNS

#### Season

64 (1962)  
63 (1964)  
61 (1958)  
58 (1983)

#### Opponent/Season

64 (1980)  
59 (1978)  
56 (1974)

#### Game

9 vs. Chicago, 11/29/59  
8 vs. New England, 11/2/75  
8 @ Chicago, 9/3/78  
7 many times, most recently  
vs. Dallas, 9/13/87

#### Opponent/Game

9 vs. Washington, 12/21/80

#### Game

164 vs. N.Y. Giants, 11/22/59

155 vs. Pittsburgh, 11/1/59

152 @ New England, 11/2/75

148 @ Detroit, 11/25/48

148 vs. Green Bay, 11/27/49

145 vs. Tampa Bay, 12/21/86

#### Opponent/Game

119 @ Washington, 10/4/87

112 vs. Dallas, 10/13/74

### BOTH TEAMS/GAME

205 Cardinals 164, vs. N.Y. Giants 41,  
11/22/59

181 Cardinals 32, @ N.Y. Giants 149, 10/14/51

172 Cardinals 87, vs. N.Y. Giants 85, 10/5/86

171 Cardinals 148, @ Detroit 23, 11/25/48

### BOTH TEAMS/GAME

14 Cardinals 7, vs. N.Y. Giants 7, 11/1/53  
14 Cardinals 6, vs. N.Y. Giants 8, 12/15/74  
13 Cardinals 7, @ N.Y. Giants 6, 10/18/53  
13 Cardinals 8, @ Chicago 5, 9/3/78  
13 Cardinals 8, @ Washington 5, 1/2/83  
13 Cardinals 7, vs. N.Y. Giants 6, 12/4/83

### MOST PUNT RETURN YARDS

#### Season

669 (1949)  
550 (1987)  
548 (1959)  
546 (1949)

#### Opponent/Season

645 (1980)  
575 (1978)

### HIGHEST AVERAGE ON PUNT RETURNS

#### Season

19.1 (1948)

18.2 (1949)

#### Opponent/Season

14.4 (1951)

13.8 (1946)

13.6 (1987)

12.1 (1942)

#### Game (3 attempts)

47.7 @ New Orleans, 9/29/68 (3-143)

36.3 vs. Tampa Bay, 12/21/86 (4-145)

32.8 vs. N.Y. Giants, 11/22/59 (5-164)

31.0 vs. Pittsburgh, 11/1/59 (5-155)

## KICKOFF RETURNS

### MOST KICKOFF RETURNS

#### Season

78 (1985)  
75 (1981)  
73 (1983)  
73 (1984)  
71 (1979)  
70 (1986)  
68 (1969)  
66 (1967)  
65 (1980)  
65 (1987)

#### Opponent/Season

85 (1984)  
72 (1975)  
66 (1976)  
66 (1983)  
65 (1967)  
64 (1964)

#### Game

9 @ N.Y. Giants, 11/12/50

9 vs. Detroit, 11/12/61

#### Opponent/Game

10 @ N.Y. Giants, 10/17/48

(8) six times, most recent

vs. Buffalo, 9/9/84

### BOTH TEAMS/GAME

16 Cardinals 6, @ N.Y. Giants 10, 10/17/48

16 Cardinals 8, @ Cleveland 8, 9/20/64

13 Cardinals 9, vs. Philadelphia 4, 10/25/53

13 Cardinals 6, @ Indianapolis 7, 9/16/84

13 Cardinals 7, @ Washington 6, 12/16/84

### MOST KICKOFF RETURN YARDS

#### Season

1625 (1981)

1563 (1984)

1548 (1986)  
1532 (1958)  
1507 (1969)  
1459 (1983)

**Opponent/Season**

1663 (1964)  
1623 (1976)  
1609 (1975)  
1549 (1984)  
1481 (1967)

**Game**

282 vs. Green Bay, 11/1/42  
249 vs. Philadelphia, 10/21/71  
241 @ Green Bay, 12/21/69

**Opponent/Game**

239 @ L.A. Rams, 11/14/76

**BOTH TEAMS/GAME**

421 Cardinals 196, vs. Redskins 225, 9/23/73  
405 Cardinals 180, @ Cleveland 225, 9/20/64

364 Cardinals 190, @ Houston 174, 10/20/74  
356 Cardinals 121, @ Philadelphia 235,  
9/19/65  
351 Cardinals 135, vs. N.Y. Giants 216,  
10/30/49

**HIGHEST AVERAGE ON KICKOFF RETURNS**

**Season**

25.1 (1958)  
25.1 (1968)  
24.8 (1957)  
24.5 (1954)

**Game (3 attempts)**

52.0 vs. Pittsburgh, 10/31/54 (3-156)  
40.3 @ Philadelphia, 9/19/65 (3-121)  
37.2 vs. N.Y. Giants, 9/26/54 (6-223)

**Opponent/Season**

26.4 (1964)  
25.9 (1972)  
25.3 (1957)

**FUMBLES**

**MOST FUMBLES**

**Season**

50 (1983)  
48 (1959)  
44 (1946)  
44 (1976)  
43 (1972)

**Opponent/Season**

40 (1986)  
40 (1979)  
36 (1961)  
35 (1960)  
34 (1987)

**Game**

9 @ Washington, 10/25/76  
8 @ Cleveland, 11/27/38  
8 @ N.Y. Giants, 11/17/61  
8 @ Pittsburgh, 11/26/61

**Opponent/Game**

7 @ Pittsburgh, 12/1/68  
7 vs. Pittsburgh, 9/16/79

**BOTH TEAMS/GAME**

14 Cardinals 8, @ N.Y. Giants 6, 9/17/61  
13 Cardinals 9, @ Washington 4, 10/25/76  
12 Cardinals 8, @ Pittsburgh 4, 11/26/61  
12 Cardinals 5, @ Chicago 7, 12/1/46

**MOST FUMBLES LOST**

**Season**

27 (1983)  
24 (1976)

21 (1962)  
21 (1966)  
21 (1978)

**Opponent/Season**

24 (1948)  
24 (1950)  
23 (1960)

**Game**

\*8 @ Washington, 10/25/76  
(4) many times, most recent  
@ Kansas City, 10/2/83  
@ Washington, 11/6/83

**Opponent/Game**

5 @ Detroit, 11/6/49  
(4) seven times, most recent  
@ Kansas City, 10/2/83

**FEWEST FUMBLES**

**Season**

15 (1965)  
17 (1943)  
19 (1941)

**FEWEST FUMBLES LOST**

5 (1943)  
7 (1965)  
9 (1974)  
10 (1986)

\* NFL Record

**MISCELLANEOUS TEAM RECORDS**

**LARGEST HOME ATTENDANCE**

**Season**

384,675 (1981)  
376,771 (1979)  
373,573 (1980)  
372,107 (1984)

**Game**

51,010 L.A. Rams, 11/4/84  
50,885 Dallas, 9/2/79  
50,845 N.Y. Giants, 12/13/70  
50,780 Dallas, 10/4/70  
50,701 Dallas, 11/2/80  
50,680 Washington, 9/23/79

**MOST CONSECUTIVE VICTORIES**

11 (1948-49)  
10 (1925)

**MOST CONSECUTIVE SHUTOUTS**

5 (1922-23)  
3 (1970)

**MOST CONSECUTIVE SEASON-OPENING VICTORIES**

7 (1974)

**MOST CONSECUTIVE GAMES SCORING FIELD GOALS**

19 from Game 4 in 1966 through Game 8 in 1967

**FEWEST QB SACKS ALLOWED**

**Season**

8 (1975)  
15 (1977)  
16 (1974)  
17 (1976)  
19 (1971)



# PLAYOFF RECORDS

## SINGLE GAME-INDIVIDUAL RECORDS

### TOTAL POINTS

- 12 **Elmer Angsman** vs. Philadelphia, 12/28/47
- 12 **Charley Trippi** vs. Philadelphia, 12/28/47
- 12 **Billy Gambrell** vs. Green Bay, 1/3/65

### TOUCHDOWNS

- 2 **Elmer Angsman** vs. Philadelphia, 12/28/47
- 2 **Charley Trippi** vs. Philadelphia, 12/28/47
- 2 **Billy Gambrell** vs. Green Bay, 1/3/65

### FIELD GOALS MADE

- 1 **Jim Bakken** vs. Green Bay, 1/3/65 (8 yards)

### RUSHING YARDS

- 159 **Elmer Angsman** vs. Philadelphia, 12/28/47 (10 attempts)
- 84 **Charley Trippi** vs. Philadelphia, 12/28/47 (11 attempts)
- 67 **Prentice Gault** vs. Green Bay, 1/3/65 (16 attempts)

### RUSHING ATTEMPTS

- 17 **Bill Thornton** vs. Green Bay, 1/3/65 (49 yards)
- 16 **Prentice Gault** vs. Green Bay, 1/3/65 (67 yards)
- 15 **Terry Metcalf** @ Minnesota, 12/21/74 (55 yards)

### TOUCHDOWNS RUSHING

- 2 **Elmer Angsman** vs. Philadelphia, 12/28/47

### PASSING YARDS

- 385 **Neil Lomax** @ Green Bay, 1/8/83 (51 att./32 comp.)

### SCORING

- 1 **Jim Bakken** @ L.A. Rams, 12/27/76 (29 yards)
- 1 **Neil O'Donoghue** @ Green Bay, 1/8/83 (18 yards)

### LONGEST FIELD GOAL

- 29 yards **Jim Bakken** @ L.A. Rams, 12/27/76

### FIELD GOALS ATTEMPTED

- 4 **Neil O'Donoghue** @ Green Bay, 1/8/83 (18,44,44BL,45)

### EXTRA POINTS ATTEMPTED/MADE

- 4/4 **Pat Harder** vs. Philadelphia, 12/28/47

### RUSHING

#### RUSHING AVERAGE (minimum 10 attempts)

- 15.9 **Elmer Angsman** vs. Philadelphia, 12/28/47 (159 yards/10 attempts)
- 7.6 **Charley Trippi** vs. Philadelphia, 12/28/47 (84 yards/11 attempts)

#### LONGEST RUN

- 70T **Elmer Angsman** vs. Philadelphia, 12/28/47
- 70 **Elmer Angsman** vs. Philadelphia, 12/28/47
- 44T **Charley Trippi** vs. Philadelphia, 12/28/47

### PASSING

- 291 **Jim Hart** @ L.A. Rams, 12/27/75 (41 att./22 comp.)

## PASS ATTEMPTS

- 51 **Neil Lomax** @ Green Bay, 1/8/83  
(32 comp./385 yards)
- 41 **Jim Hart** @ L.A. Rams, 12/27/75  
(22 comp./291 yards)
- 40 **Jim Hart** @ Minnesota, 12/21/74  
(18 comp./200 yards)

## PASS COMPLETIONS

- 32 **Neil Lomax** @ Green Bay, 1/8/83  
(51 attempts/385 yards)
- 22 **Jim Hart** @ L.A. Rams, 12/27/75  
(41 attempts/291 yards)

## TOUCHDOWN PASSES

- 2 **Charley Johnson** vs. Green Bay, 1/3/65
- 2 **Neil Lomax** @ Green Bay, 1/8/83

## RECEPTIONS

- 9 **Roy Green** @ Green Bay, 1/8/83  
(113 yards)
- 6 **Billy Gambrell** vs. Green Bay, 1/3/65  
(185 yards)
- 6 **Earl Thomas** @ Minnesota, 12/21/74  
(64 yards)
- 6 **Terry Metcalf** @ L.A. Rams, 12/27/75  
(94 yards)

- 184 **Billy Gambrell** vs. Green Bay, 1/3/65  
(184 receiving)
- 159 **Elmer Angsman** vs. Philadelphia,  
12/28/47 (159 rushing)

- 229 **Terry Metcalf** @ L.A. Rams, 12/27/75  
(27 rush/94 rec./3 PR/105 KOR)
- 220 **Billy Gambrell** vs. Green Bay, 1/3/65  
(184 rec./36 PR)

## PUNTS

- 8 **Ray Mallouf** vs. Philadelphia, 12/28/47  
(32.0 avg.)
- 8 **Ray Mallouf** @ Philadelphia, 12/19/48  
(37.4 avg.)
- 7 **Jackie Smith** vs. Green Bay, 1/3/65  
(37.1 avg.)

## PASSES HAD INTERCEPTED

- 3 **Jim Hart** @ L.A. Rams, 12/27/75  
(41 att./22 comp./291 yards)

## COMPLETION PERCENTAGE

- 62.7 **Neil Lomax** @ Green Bay, 1/8/83  
(51 att./32 comp./385 yards)

## LONGEST COMPLETION

- 80T **Charley Johnson** to **Billy Gambrell** vs.  
Green Bay, 1/3/65
- 36 **Neil Lomax** to **Stump Mitchell** @  
Green Bay, 1/8/83

## MOST TIMES SACKED

- 5 for 38 yards **Neil Lomax** @ Green Bay,  
1/8/83

## PASS RECEIVING

### RECEIVING YARDS

- 184 **Billy Gambrell** vs. Green Bay, 1/3/65  
(6 receptions)
- 113 **Roy Green** @ Green Bay, 1/8/83  
(9 receptions)
- 94 **Terry Metcalf** @ L.A. Rams, 12/27/75  
(6 receptions)

### TOUCHDOWNS RECEIVING

- 2 **Billy Gambrell** vs. Green Bay, 1/3/65

## RUSHING-RECEIVING

- 121 **Terry Metcalf** @ L.A. Rams, 12/27/75  
(27 rushing/94 receiving)
- 117 **Roy Green** @ Green Bay, 1/8/83  
(4 rushing/113 receiving)

## COMBINED YARDAGE

- 201 **Terry Metcalf** @ Minnesota, 12/21/74  
(55 rush/43 rec./18 PR/85 KOR)

## PUNTING

- 7 **Hal Roberts** @ Minnesota, 12/21/74  
(36.4 avg.)
- 6 **Jeff West** @ L.A. Rams, 12/27/75  
(42.7 avg.)

**PUNTING AVERAGE**

- 42.7 **Jeff West** @ L.A. Rams, 12/27/75  
(6 punts)

- 37.4 **Ray Mallouf** @ Philadelphia, 12/19/48  
(8 punts)

**INTERCEPTIONS****INTERCEPTIONS**

- 2 **John Cochran** @ Philadelphia,  
12/19/48 (20 yards)

**INTERCEPTION RETURN YARDAGE**

- 41 **Garrard Ramsey** vs. Philadelphia,  
12/28/47  
(1 interception)

**LONGEST INTERCEPTION RETURN**

- 41 **Garrard Ramsey** vs. Philadelphia,  
12/28/47  
29T **Jerry Stovall** vs. Green Bay, 1/3/65  
23 **Jim Burson** vs. Green Bay, 1/3/65

**PUNT RETURNS****PUNT RETURNS**

- 3 **Billy Gambrell** vs. Green Bay, 1/3/65  
(36 yards)  
3 **Terry Metcalf** @ Minnesota, 12/21/74  
(18 yards)

**PUNT RETURN YARDAGE**

- 102 **Charley Trippi** vs. Philadelphia,  
12/28/47 (2 returns)  
37 **John Cochran** vs. Philadelphia,  
12/28/47 (1 return)

**FAIR CATCHES**

- 1 **Terry Metcalf** vs. Minnesota, 12/21/74

**LONGEST PUNT RETURN**

- 75T **Charley Trippi** vs. Philadelphia,  
12/28/47  
37 **John Cochran** vs. Philadelphia,  
12/28/47

**PUNT RETURN AVERAGE**

- 51.0 **Charley Trippi** vs. Philadelphia,  
12/28/47 (2 returns/102 yards)  
37.0 **John Cochran** vs. Philadelphia,  
12/28/47 (1 return/37 yards)  
12.0 **Billy Gambrell** vs. Green Bay, 1/3/65  
(3 returns/36 yards)  
6.0 **Terry Metcalf** @ Minnesota, 12/21/74  
(3 returns/18 yards)

**KICKOFF RETURNS****KICKOFF RETURNS**

- 3 **Boris Dimancheff** vs. Philadelphia,  
12/28/47 (90 yards)  
3 **Jerry Stovall** vs. Green Bay,  
1/3/65  
(72 yards)  
3 **Greg Hartle** @ Minnesota, 12/21/74  
(14 yards)  
3 **Terry Metcalf** @ Minnesota, 12/21/74  
(85 yards)  
3 **Terry Metcalf** @ L.A. Rams, 12/27/75  
(105 yards)  
3 **Willard Harrell** @ Green Bay, 1/8/83  
(53 yards)  
3 **Stump Mitchell** @ Green Bay, 1/8/83  
(105 yards)

- 105 **Stump Mitchell** @ Green Bay, 1/8/83  
(3 returns)  
90 **Boris Dimancheff** vs. Philadelphia,  
12/28/47 (3 returns)

**LONGEST KICKOFF RETURN**

- 67 **Terry Metcalf** @ L.A. Rams, 12/27/75  
46 **Boris Dimancheff** vs. Philadelphia,  
12/28/47  
42 **Stump Mitchell** @ Green Bay, 1/8/83

**KICKOFF RETURN AVERAGE**

- 35.0 **Terry Metcalf** @ L.A. Rams, 12/27/75  
(3 returns/105 yards)  
35.0 **Stump Mitchell** @ Green Bay, 1/8/83  
(3 returns/105 yards)  
30.0 **Boris Dimancheff** vs. Philadelphia,  
12/28/47 (3 returns/90 yards)

**KICKOFF RETURN YARDAGE**

- 105 **Terry Metcalf** @ L.A. Rams, 12/27/75  
(3 returns)

# TEAM-SINGLE GAME RECORDS

## SCORING

### MOST POINTS SCORED

28 vs. Philadelphia, 12/28/47  
24 vs. Green Bay, 1/3/65  
23 @ L.A. Rams, 12/27/75

### FEWEST POINTS SCORED

0 @ Philadelphia, 12/19/48  
14 @ Minnesota, 12/21/74  
16 @ Green Bay, 1/8/83

### OPPONENT/MOST POINTS SCORED

41 @ Green Bay, 1/8/83  
35 @ L.A. Rams, 12/27/75  
30 @ Minnesota, 12/21/74

### OPPONENT/FEWEST POINTS SCORED

7 @ Philadelphia, 12/19/48  
17 @ Green Bay, 1/3/65

### MOST DECISIVE WIN

24-17 vs. Green Bay, 1/3/65  
28-21 vs. Philadelphia, 12/28/47

### MOST DECISIVE LOSS

41-16 @ Green Bay, 1/8/83  
30-14 @ Minnesota, 12/21/74

### MOST POINTS COMBINED

61 @ Green Bay 41 St. Louis 16, 1/8/83  
58 @ L.A. Rams 35 St. Louis 23, 12/27/75

### MOST FIRST DOWNS

27 @ Green Bay, 1/8/83  
22 @ L.A. Rams, 12/27/75

### FEWEST FIRST DOWNS

6 @ Philadelphia, 12/19/48  
11 vs. Philadelphia, 12/28/47

### OPPONENT/MOST FIRST DOWNS

26 @ L.A. Rams, 12/27/75  
22 vs. Philadelphia, 12/28/47  
22 @ Green Bay, 1/8/83

### OPPONENT/FEWEST FIRST DOWNS

13 vs. Green Bay, 1/3/65  
16 @ Philadelphia, 12/19/48

### MOST FIRST DOWNS BY:

#### RUSHING

8 @ Green Bay, 1/8/83  
7 vs. Green Bay, 1/3/65  
7 vs. Philadelphia, 12/28/47

#### PASSING

18 @ Green Bay, 1/8/83  
16 @ L.A. Rams, 12/27/75

#### PENALTY

1 vs. Philadelphia, 12/28/47  
1 @ Minnesota, 12/21/74  
1 @ L.A. Rams, 12/27/75  
1 @ Green Bay, 1/8/83

### FEWEST FIRST DOWNS BY:

#### RUSHING

3 @ Philadelphia, 12/19/48  
5 @ L.A. Rams, 12/27/75

## FIRST DOWNS

### PASSING

2 vs. Philadelphia, 12/28/47  
3 @ Philadelphia, 12/19/48

### PENALTY

0 @ Philadelphia, 12/19/48  
0 vs. Green Bay, 1/3/65

### OPPONENT/MOST FIRST DOWNS BY:

#### RUSHING

15 @ Philadelphia, 12/19/48  
14 @ L.A. Rams, 12/27/75  
12 @ Minnesota, 12/21/74

#### PASSING

13 @ Green Bay, 1/8/83  
11 vs. Philadelphia, 12/28/47  
10 @ L.A. Rams, 12/27/75

#### PENALTY

4 vs. Green Bay, 1/3/65  
2 @ Green Bay, 1/8/83  
2 @ L.A. Rams, 12/27/75

### OPPONENT/FEWEST FIRST DOWNS BY:

#### RUSHING

4 vs. Green Bay, 1/3/65  
7 @ Green Bay, 1/8/83

#### PASSING

0 @ Philadelphia, 12/19/48  
5 vs. Green Bay, 1/3/65

## TOTAL YARDS

### MOST NET YARDS GAINED

- 453 @ Green Bay, 1/8/83 (106 rush/347 pass)
- 363 @ L.A. Rams, 12/27/75 (95 rush/268 pass)
- 365 vs. Green Bay, 1/3/65 (142 rush/223 pass)
- 336 vs. Philadelphia, 12/28/47 (282 rush/54 pass)
- 284 @ Minnesota, 12/21/74 (100 rush/184 pass)
- 131 @ Philadelphia, 12/19/48 (96 rush/35 pass)

### FEWEST NET YARDS GAINED

- 131 @ Philadelphia, 12/19/48 (96 rush/35 pass)

### OPPONENT/MOST NET YARDS GAINED

- 440 @ L.A. Rams, 12/27/75 (237 rush/203 pass)
- 394 @ Green Bay, 1/8/83 (108 rush/286 pass)
- 363 @ Minnesota, 12/21/74 (197 rush/166 pass)
- 357 vs. Philadelphia, 12/28/47 (60 rush/297 pass)
- 232 @ Philadelphia, 12/19/48 (225 rush/7 pass)
- 131 vs. Green Bay, 1/3/65 (52 rush/79 pass)

### OPPONENT/FEWEST NET YARDS GAINED

- 131 vs. Green Bay, 1/3/65 (52 rush/79 pass)

## RUSHING

### MOST YARDS RUSHING

- 282 vs. Philadelphia, 12/28/47
- 142 vs. Green Bay, 1/3/65

### FEWEST YARDS RUSHING

- 95 @ L.A. Rams, 12/27/75
- 96 @ Philadelphia, 12/19/48
- 100 @ Minnesota, 12/21/74

### OPPONENT/MOST YARDS RUSHING

- 237 @ L.A. Rams, 12/27/75
- 225 @ Philadelphia, 12/19/48
- 197 @ Minnesota, 12/21/74

### OPPONENT/FEWEST YARDS RUSHING

- 52 vs. Green Bay, 1/3/65
- 60 vs. Philadelphia, 12/28/47

## PASSING

### MOST NET YARDS PASSING

- 347 @ Green Bay, 1/8/83
- 268 @ L.A. Rams, 12/27/75

### FEWEST NET YARDS PASSING

- 35 @ Philadelphia, 12/19/48
- 54 vs. Philadelphia, 12/28/47

### OPPONENT/MOST NET YARDS PASSING

- 297 vs. Philadelphia, 12/28/47
- 286 @ Green Bay, 1/8/83

### OPPONENT/FEWEST NET YARDS PASSING

- 7 @ Philadelphia, 12/19/48
- 79 vs. Green Bay, 1/5/65

### MOST GROSS YARDS PASSING

- 385 @ Green Bay, 1/8/83 (347 net)
- 291 @ L.A. Rams, 12/27/75 (268 net)

### FEWEST GROSS YARDS PASSING

- 35 @ Philadelphia, 12/19/48 (35 net)
- 54 vs. Philadelphia, 12/28/47 (54 net)

### OPPONENT/MOST GROSS YARDS PASSING

- 297 vs. Philadelphia, 12/28/47
- 286 @ Green Bay, 1/8/83

### OPPONENT/FEWEST GROSS YARDS PASSING

- 7 @ Philadelphia, 12/19/48 (7 net)
- 149 vs. Green Bay, 1/3/65 (79 net)

### MOST PASS ATTEMPTS

- 51 @ Green Bay, 1/8/83 (32 completions)
- 41 @ L.A. Rams, 12/27/75 (22 completions)
- 40 @ Minnesota, 12/21/74 (18 completions)

### FEWEST PASS ATTEMPTS

- 11 @ Philadelphia, 12/19/48 (3 completions)
- 14 vs. Philadelphia, 12/28/47 (3 completions)

### OPPONENT/MOST PASS ATTEMPTS

- 44 vs. Philadelphia, 12/28/47 (27 completions)
- 29 vs. Green Bay, 1/3/65 (13 completions)

### OPPONENT/FEWEST PASS ATTEMPTS

- 12 @ Philadelphia, 12/19/48 (2 completions)
- 23 @ L.A. Rams, 12/27/75 (12 completions)
- 23 @ Minnesota, 12/21/74 (13 completions)

### MOST PASS COMPLETIONS

- 32 @ Green Bay, 1/8/83 (51 attempts)
- 22 @ L.A. Rams, 12/27/75 (41 attempts)

### FEWEST PASS COMPLETIONS

- 3 vs. Philadelphia, 12/28/47 (14 attempts)
- 3 @ Philadelphia, 12/19/48 (11 attempts)

### OPPONENT/MOST PASS COMPLETIONS

- 27 vs. Philadelphia, 12/28/47 (44 attempts)
- 19 @ Green Bay, 1/8/83 (26 attempts)

### OPPONENT/FEWEST PASS COMPLETIONS

- 2 @ Philadelphia, 12/19/48 (12 attempts)
- 12 @ L.A. Rams, 12/27/75 (23 attempts)
- 13 @ Minnesota, 12/21/74 (23 attempts)

### DEFENSE — MOST QB SACKS

- 5/50 yards vs. Green Bay, 1/8/83

### OPPONENT DEFENSE — MOST QB SACKS

- 5/38 yards @ Green Bay, 1/8/83

## INTERCEPTIONS

### MOST PASSES INTERCEPTED BY CARDINALS

3 vs. Philadelphia, 12/28/47 (45 yards)

### MOST PASSES INTERCEPTED BY OPPONENT

3 vs. Philadelphia, 12/28/47 (11 yards)  
3 @ L.A. Rams, 12/27/75 (130 yards/2 TD)

### MOST PENALTIES

10 vs. Philadelphia, 12/28/47 (97 yards)

### FEWEST PENALTIES

1 @ Minnesota, 12/21/74 (15 yards)

### OPPONENT/MOST PENALTIES

7 vs. Philadelphia, 12/28/47 (55 yards)

### OPPONENT/FEWEST PENALTIES

3 vs. Green Bay, 1/3/65 (15 yards)  
3 @ Philadelphia, 12/19/48 (17 yards)

## PENALTIES

### MOST YARDS PENALIZED

97 vs. Philadelphia, 12/28/47 (10 penalties)

### FEWEST YARDS PENALIZED

15 @ Minnesota, 12/21/74 (1 penalty)

### OPPONENT/MOST YARDS PENALIZED

55 vs. Philadelphia, 12/28/47 (7 penalties)

### OPPONENT/FEWEST YARDS PENALIZED

15 vs. Green Bay, 1/3/65 (3 penalties)

### MOST PUNTS

10 @ Green Bay, 1/8/83 (41.3 avg.)  
8 vs. Philadelphia, 12/28/47 (32.0 avg.)  
8 @ Philadelphia, 12/19/48 (37.4 avg.)

### FEWEST PUNTS

6 @ L.A. Rams, 12/27/75 (42.7 avg.)

### OPPONENT/MOST PUNTS

9 vs. Green Bay, 1/3/65 (45.1 avg.)  
8 vs. Philadelphia, 12/28/47 (34.5 avg.)

## PUNTING

### OPPONENT/FEWEST PUNTS

1 @ Green Bay, 1/8/83 (28.0 avg.)

### HIGHEST CARDINALS AVERAGE

42.7 @ L.A. Rams, 12/27/75 (6 punts)

### HIGHEST OPPONENT AVERAGE

45.1 vs. Green Bay, 1/3/65 (9 punts)

### MOST PUNT RETURNS

4 vs. Philadelphia, 12/28/47 (150 yards)

### MOST PUNT RETURN YARDS

150 vs. Philadelphia, 12/28/47 (4 returns)

## PUNT RETURNS

### OPPONENT/MOST PUNT RETURNS

4 vs. Philadelphia, 12/28/47 (10 yards)

### OPPONENT/MOST PUNT RETURN YARDS

26 vs. Green Bay, 1/3/65 (2 returns)

### MOST KICKOFF RETURNS

7 @ L.A. Rams, 12/27/75 (191 yards)  
7 @ Green Bay, 1/8/83 (178 yards)

### MOST KICKOFF RETURN YARDS

191 @ L.A. Rams, 12/27/75 (7 returns)  
178 @ Green Bay, 1/8/83 (7 returns)

## KICKOFF RETURNS

### OPPONENT/MOST KICKOFF RETURNS

5 vs. Philadelphia, 12/28/47 (63 yards)

5 vs. Green Bay, 1/3/65 (140 yards)

5 @ L.A. Rams, 12/27/75 (90 yards)

### OPPONENT/MOST KICKOFF RETURN YARDS

140 vs. Green Bay, 1/3/65 (5 returns)

### MOST FUMBLES

3 @ Philadelphia, 12/19/48 (lost 2)  
3 @ L.A. Rams, 12/27/75 (lost 2)  
3 @ Green Bay, 1/8/83 (lost 2)

### MOST FUMBLES LOST

2 @ Philadelphia, 12/19/48 (3 fumbles)  
2 vs. Green Bay, 1/3/65 (2 fumbles)  
2 @ L.A. Rams, 12/27/75 (3 fumbles)  
2 @ Green Bay, 1/8/83 (3 fumbles)

## FUMBLES

### OPPONENT/MOST FUMBLES

5 @ L.A. Rams, 12/27/75 (lost 3)

### OPPONENT/MOST FUMBLES LOST

3 @ L.A. Rams, 12/27/75 (5 fumbles)



## THE LAST TIME...

### 400 YARDS TOTAL OFFENSE

By Cardinals: 476 at Atlanta, 11/29/87  
By Opponent: 411 by Washington, 12/6/87

### 500 YARDS TOTAL OFFENSE

By Cardinals: 520 vs. Minnesota, 10/6/63  
By Opponent: 552 by Miami, 9/30/84

### 300 YARDS PASSING IN GAME BY A PLAYER

By Cardinals: 314 by Neil Lomax at Dallas, 12/27/87  
By Opponent: 359 by Phil Simms vs. N.Y. Giants, 12/13/87

### 4 TD PASSES THROWN IN GAME BY A PLAYER

By Cardinals: Neil Lomax vs. Seattle, 11/13/83  
By Opponent: Joe Montana at San Francisco, 10/17/87

### 100 YARDS RUSHING IN GAME BY A PLAYER

By Cardinals: 101 by Stump Mitchell at Tampa Bay, 12/20/87 (23 attempts)  
By Opponent: 133 by George Rogers vs. Washington, 12/6/87 (29 attempts)

### 200 YARDS RUSHING IN GAME BY A PLAYER

By Cardinals: 203 by John David Crow vs. Pittsburgh, 12/18/60  
By Opponent: 213 by Charles White vs. L.A. Rams, 11/15/87

### 3 TDS RUSHING IN GAME BY A PLAYER

By Cardinals: Derrick McAdoo at San Francisco, 10/11/87 (1,1,6)  
By Opponent: Joe Morris at N.Y. Giants, 12/14/86 (2,3,1)

### 3 TDS RECEIVING IN GAME BY A PLAYER

By Cardinals: Roy Green vs. Seattle, 11/13/83 (15,23,7,63)  
By Opponent: Anthony Allen at Washington, 10/4/87 (34,88,48)

### 3 TDS IN GAME BY A PLAYER

By Cardinals: Derrick McAdoo at San Francisco, 10/11/87 (3 rush)  
By Opponent: Anthony Allen at Washington, 10/4/87 (3 rec.)

### 4 TDS IN GAME BY A PLAYER

By Cardinals: Roy Green vs. Seattle, 11/13/83 (4 rec)  
By Opponent: Earnest Gray vs. N.Y. Giants, 9/7/80 (4 rec)

### 3 INTERCEPTIONS IN GAME BY A PLAYER

By Cardinals: Ken Greene vs. Buffalo, 11/15/81  
By Opponent: Richie Petibone vs. Washington, 9/19/71

### PUNT RETURNED FOR TOUCHDOWN

By Cardinals: Vai Sikahema vs. N.Y. Giants, 12/13/87, 76 yards (Sean Landeta punt)  
By Opponent: Lionel James at San Diego, 9/20/87, 81 yards (Greg Cater punt)

### KICKOFF RETURNED FOR A TOUCHDOWN

By Cardinals: Roy Green at Dallas, 10/21/79, 106 yards (Rafael Septien kick)  
By Opponent: Phil Smith at Indianapolis, 9/16/84, 96 yards (Neil O'Donoghue kick)

### INTERCEPTION RETURNED FOR TOUCHDOWN

By Cardinals: Peter Noga at Washington, 10/4/87, 60 yards (Ed Rubbert pass)  
By Opponent: Tom Holmoe at San Francisco, 11/9/86, 73 yards (Cliff Stoudt pass)

### FUMBLE RETURNED FOR A TOUCHDOWN

By Cardinals: Niko Noga vs. Tampa Bay, 10/8/87, 24 yards (James Wilder fumble)  
Mark Jackson vs. New Orleans, 10/11/87, 77 yards (Kevin Ingram fumble of field goal attempt)  
Leonard Smith vs. New Orleans, 10/11/87, 29 yards (Kevin Ingram fumble)  
Derrick McAdoo vs. L.A. Rams, 11/15/87, in end zone (Ron Brown fumble on kickoff return)

By Opponent: Frank Watterlet at New Orleans, 9/23/84, 22 yards (Stump Mitchell fumble)

### PUNT BLOCKED FOR A TOUCHDOWN

By Cardinals: Norm Thompson vs. Pittsburgh, 10/1/72, 8 yards (Bobby Walden punt)  
By Opponent: Jerry Gray vs. L.A. Rams, 11/15/87, in end zone (Greg Cater punt)

### 50 POINTS SCORED IN A GAME BY ONE TEAM

By Cardinals: St. Louis 56 at Minnesota 14, 10/6/63  
By Opponent: Philadelphia 52, St. Louis 10, 11/8/81

**40 POINTS SCORED IN A GAME BY ONE TEAM****By Cardinals:** St. Louis 41 vs. Cincinnati 27, 9/15/85**By Opponent:** at San Francisco 43, St. Louis 17, 11/9/86**SHUTOUT RECORDED****By Cardinals:** St. Louis 24 vs. Buffalo 0, 11/15/81**By Opponent:** at Tampa Bay 16, St. Louis 0, 11/10/85**SAFETY RECORDED****By Cardinals:** Randy Wright knocked ball out of end zone vs. Green Bay, 9/29/85 (team safety)**By Opponent:** Greg Cater intentional safety on punt at Philadelphia, 11/1/87**PAT MISSED****By Cardinals:** vs. N.Y. Giants, 12/13 (Al Del Greco kick)**By Opponent:** vs. New Orleans, 10/11/87 (Victor Burnett block of Paul Cofer kick)**FIELD GOAL BLOCKED****By Cardinals:** at Tampa Bay, 12/20/87 (Leonard Smith block of Donald Igwebuikie attempt)**By Opponent:** vs. Philadelphia, 11/1/87 (Victor Simmons block of Jim Gallery attempt)**PUNT BLOCKED****By Cardinals:** vs. Green Bay, 9/29/85 (Leonard Smith block of Joe Prokop punt)**By Opponent:** vs. L.A. Rams, 11/15/87 (Nolan Cromwell block of Greg Cater punt)**CARDINALS ON MONDAY NIGHTS**

Nov. 16, 1970	@ Dallas	W	38-0	(69,232)
Sept. 27, 1971	New York Jets	W	17-10	(50,358)
Nov. 15, 1971	@ San Diego	L	20-17	(46,486)
Nov. 27, 1972	@ Miami	L	31-10	(80,010)
Nov. 11, 1974	Minnesota	L	28-24	(50,183)
Oct. 13, 1975	@ Washington	L	27-17	(54,693)
Oct. 25, 1976	@ Washington	L	20-10	(48,325)
Oct. 31, 1977	New York Giants	W	28-0	(50,323)
Nov. 14, 1977	@ Dallas	W	24-17	(63,038)
Oct. 24, 1983	New York Giants	TIE	20-20	(45,530)
Oct. 7, 1985	@ Washington	L	27-10	(53,134)
Nov. 4, 1985	Dallas	W	21-10	(49,337)
Sept. 29, 1986	Dallas	L	31-7	(49,077)

Home: 3-2-1

Away: 2-5

Overall: 5-7-1



# NFL SCHEDULE

## 1988 NFL PRESEASON SCHEDULE

(All Times Local)

### Saturday, July 30

Hall of Fame Game at Canton, Ohio  
 Cincinnati vs. Los Angeles Rams ..... 2:30

### Sunday, July 31

American Bowl '88 at London, England  
 Miami vs. San Francisco ..... 6:00

### FIRST WEEK

#### Wednesday, August 3

Denver at Los Angeles Rams ..... 7:00

#### Thursday, August 4

Buffalo at Houston ..... 7:00  
**Phoenix at Seattle** ..... 7:30

#### Friday, August 5

Pittsburgh at Washington ..... 8:00

#### Saturday, August 6

Atlanta at New England ..... 7:00  
 Cincinnati at Kansas City ..... 7:30  
 Detroit at Cleveland ..... 7:00  
 Dallas at San Diego ..... 6:00  
 Indianapolis at Tampa Bay ..... 7:00  
 Los Angeles Raiders at San Francisco ..... 6:00  
 Miami at Chicago ..... 6:00  
 New York Giants at Green Bay ..... 7:00  
 New York Jets at Philadelphia ..... 7:30

#### Sunday, August 7

New Orleans at Minnesota ..... 7:00

### SECOND WEEK

#### Thursday, August 11

Seattle at Detroit ..... 7:30

#### Friday, August 12

**New Orleans at Phoenix** ..... 7:30

#### Saturday, August 13

Cincinnati at Buffalo ..... 7:30  
 Cleveland at Tampa Bay ..... 7:00  
 Dallas at Los Angeles Raiders ..... 1:00  
 Green Bay at Indianapolis ..... 7:30  
 Houston vs. New England  
 at Memphis, Tenn. .... 7:00  
 Kansas City at Atlanta ..... 7:30  
 New York Jets at New York Giants ..... 8:00  
 San Diego at Los Angeles Rams ..... 8:00  
 San Francisco at Denver ..... 7:00  
 Washington at Miami ..... 8:00

#### Sunday, August 14

Chicago vs. Minnesota at  
 Goteborg, Sweden ..... 7:00  
 Philadelphia at Pittsburgh ..... 8:00

### THIRD WEEK

#### Thursday, August 18

Cleveland vs. New York Jets at  
 Montreal, Canada ..... 7:30

#### Friday, August 19

Buffalo at Seattle ..... 7:30  
 Denver at Miami ..... 9:00  
 Kansas City vs. Green Bay at Milwaukee ..... 7:00

#### Saturday, August 20

Detroit at Cincinnati ..... 7:30  
 Houston at Los Angeles Rams ..... 7:00  
 New England at Philadelphia ..... 7:30  
 New Orleans at Indianapolis ..... 7:30  
 Pittsburgh at New York Giants ..... 8:00  
 San Francisco at San Diego ..... 6:00  
 Tampa Bay at Atlanta ..... 7:30  
 Washington at Los Angeles Raiders ..... 7:00

#### Sunday, August 21

**Minnesota at Phoenix** ..... 5:00

#### Monday, August 22

Chicago at Dallas ..... 7:00

### FOURTH WEEK

#### Thursday, August 25

Buffalo vs. Tampa Bay at  
 Nashville, Tenn. .... 7:00  
**Phoenix at Kansas City** ..... 7:30  
 Indianapolis at Denver ..... 6:00  
 Philadelphia at Detroit ..... 7:30

#### Friday, August 26

Cincinnati at New England ..... 7:00  
 Los Angeles Raiders at Chicago ..... 8:00  
 Los Angeles Rams at San Diego ..... 8:00  
 Miami at Minnesota ..... 7:00  
 New York Giants at Cleveland ..... 9:00  
 Seattle at San Francisco ..... 6:00

#### Saturday, August 27

Atlanta vs. Washington at  
 Birmingham, Ala. .... 7:00  
 Houston at Dallas ..... 8:00  
 New York Jets vs. Green Bay at  
 Madison, Wis. .... 1:00  
 Pittsburgh at New Orleans ..... 11:30

# 1988 REGULAR SEASON SCHEDULE

(All Times Local)

## FIRST WEEK

Sunday, September 4

1. Atlanta at Detroit ..... 1:00
2. Cleveland at Kansas City ..... 3:00
3. Dallas at Pittsburgh ..... 1:00
4. Houston at Indianapolis ..... 3:00
5. Los Angeles Rams at Green Bay ..... 12:00
6. Miami at Chicago ..... 12:00
7. Minnesota at Buffalo ..... 1:00
8. New York Jets at New England ..... 4:00
9. Philadelphia at Tampa Bay ..... 1:00
10. **Phoenix at Cincinnati** ..... **1:00**
11. San Diego at Los Angeles Raiders ..... 1:00
12. San Francisco at New Orleans ..... 12:00
13. Seattle at Denver ..... 2:00

Monday, September 5

14. Washington at New York Giants ..... 9:00

## SECOND WEEK

Sunday, September 11

15. Chicago at Indianapolis ..... 12:00
16. Cincinnati at Philadelphia ..... 4:00
17. Detroit at Los Angeles Rams ..... 1:00
18. Kansas City at Seattle ..... 1:00
19. Los Angeles Raiders at Houston ..... 3:00
20. Miami at Buffalo ..... 1:00
21. New England at Minnesota ..... 3:00
22. New Orleans at Atlanta ..... 1:00
23. New York Jets at Cleveland ..... 4:00
24. Pittsburgh at Washington ..... 1:00
25. San Diego at Denver ..... 2:00
26. San Francisco at New York Giants ..... 1:00
27. Tampa Bay at Green Bay ..... 12:00

Monday, September 12

28. **Dallas at Phoenix** ..... **6:00**

## THIRD WEEK

Sunday, September 18

29. Atlanta at San Francisco ..... 1:00
30. Buffalo at New England ..... 1:00
31. Cincinnati at Pittsburgh ..... 1:00
32. Denver at Kansas City ..... 12:00
33. Green Bay at Miami ..... 1:00
34. Houston at New York Jets ..... 1:00
35. Los Angeles Rams at  
Los Angeles Raiders ..... 1:00
36. Minnesota at Chicago ..... 12:00
37. New Orleans at Detroit ..... 1:00
38. New York Giants at Dallas ..... 3:00
39. Philadelphia at Washington ..... 1:00
40. **Phoenix at Tampa Bay** ..... **1:00**
41. Seattle at San Diego ..... 1:00

Monday, September 19

42. Indianapolis at Cleveland ..... 8:00

## FOURTH WEEK

Sunday, September 25

43. Atlanta at Dallas ..... 12:00
44. Chicago at Green Bay ..... 12:00
45. Cleveland at Cincinnati ..... 1:00
46. Los Angeles Rams at  
New York Giants ..... 4:00
47. Miami at Indianapolis ..... 12:00
48. New England at Houston ..... 12:00
49. New York Jets at Detroit ..... 1:00
50. Philadelphia at Minnesota ..... 12:00
51. Pittsburgh at Buffalo ..... 1:00
52. San Diego at Kansas City ..... 3:00
53. San Francisco at Seattle ..... 1:00
54. Tampa Bay at New Orleans ..... 12:00
55. **Washington at Phoenix** ..... **1:00**

Monday, September 26

56. Los Angeles Raiders at Denver ..... 6:00

## FIFTH WEEK

Sunday, October 2

57. Buffalo at Chicago ..... 12:00
58. Cincinnati at Los Angeles Raiders ..... 1:00
59. Cleveland at Pittsburgh ..... 1:00
60. Denver at San Diego ..... 1:00
61. Detroit at San Francisco ..... 1:00
62. Green Bay at Tampa Bay ..... 1:00
63. Houston at Philadelphia ..... 1:00
64. Indianapolis at New England ..... 1:00
65. Kansas City at New York Jets ..... 4:00
66. Minnesota at Miami ..... 4:00
67. New York Giants at Washington ..... 1:00
68. **Phoenix at Los Angeles Rams** ..... **1:00**
69. Seattle at Atlanta ..... 1:00

Monday, October 3

70. Dallas at New Orleans ..... 8:00

## SIXTH WEEK

Sunday, October 9

71. Chicago at Detroit ..... 1:00
72. Denver at San Francisco ..... 1:00
73. Indianapolis at Buffalo ..... 1:00
74. Kansas City at Houston ..... 12:00
75. Los Angeles Rams at Atlanta ..... 1:00
76. Miami at Los Angeles Raiders ..... 1:00
77. New England vs. Green Bay  
at Milwaukee ..... 12:00
78. New Orleans at San Diego ..... 1:00
79. New York Jets at Cincinnati ..... 1:00
80. **Pittsburgh at Phoenix** ..... **1:00**
81. Seattle at Cleveland ..... 1:00
82. Tampa Bay at Minnesota ..... 12:00
83. Washington at Dallas ..... 12:00

Monday, October 10

84. New York Giants at Philadelphia ..... 9:00

**SEVENTH WEEK****Sunday, October 16**

85. Atlanta at Denver	2:00
86. Cincinnati at New England	1:00
87. Dallas at Chicago	12:00
88. Detroit at New York Giants	1:00
89. Green Bay at Minnesota	12:00
90. Houston at Pittsburgh	1:00
91. Los Angeles Raiders at Kansas City	12:00
92. New Orleans at Seattle	1:00
93. Philadelphia at Cleveland	1:00
94. Phoenix at Washington	1:00
95. San Diego at Miami	1:00
96. San Francisco at Los Angeles Rams	1:00
97. Tampa Bay at Indianapolis	12:00
<b>Monday, October 17</b>	
98. Buffalo at New York Jets	9:00

**EIGHTH WEEK****Sunday, October 23**

99. Cleveland at Phoenix	1:00
100. Dallas at Philadelphia	1:00
101. Denver at Pittsburgh	1:00
102. Detroit at Kansas City	12:00
103. Houston at Cincinnati	1:00
104. Indianapolis at San Diego	1:00
105. Los Angeles Raiders at New Orleans	12:00
106. Minnesota at Tampa Bay	1:00
107. New England at Buffalo	1:00
108. New York Giants at Atlanta	1:00
109. New York Jets at Miami	4:00
110. Seattle at Los Angeles Rams	1:00
111. Washington vs. Green Bay at Milwaukee	12:00
<b>Monday, October 24</b>	
112. San Francisco at Chicago	8:00

**NINTH WEEK****Sunday, October 30**

113. Atlanta at Philadelphia	1:00
114. Chicago at New England	1:00
115. Cincinnati at Cleveland	1:00
116. Green Bay at Buffalo	1:00
117. Kansas City at Los Angeles Raiders	1:00
118. Los Angeles Rams at New Orleans	12:00
119. Miami at Tampa Bay	1:00
120. Minnesota at San Francisco	1:00
121. New York Giants at Detroit	1:00
122. Phoenix at Dallas	12:00
123. Pittsburgh at New York Jets	1:00
124. San Diego at Seattle	1:00
<b>Sunday Night</b>	
125. Washington at Houston	7:00
<b>Monday, October 31</b>	
126. Denver at Indianapolis	9:00

**TENTH WEEK****Sunday, November 6**

127. Buffalo at Seattle	1:00
128. Dallas at New York Giants	1:00
129. Detroit at Minnesota	12:00
130. Green Bay at Atlanta	1:00
131. Kansas City at Denver	2:00
132. Los Angeles Rams at Philadelphia	1:00
133. Miami at New England	1:00
134. New Orleans at Washington	4:00
135. New York Jets at Indianapolis	4:00
136. Pittsburgh at Cincinnati	1:00
137. San Francisco at Phoenix	2:00
138. Tampa Bay at Chicago	12:00
<b>Sunday Night</b>	
139. Los Angeles Raiders at San Diego	5:00
<b>Monday, November 7</b>	
140. Cleveland at Houston	8:00

**ELEVENTH WEEK****Sunday, November 13**

141. Chicago at Washington	1:00
142. Cincinnati at Kansas City	12:00
143. Cleveland at Denver	2:00
144. Houston at Seattle	1:00
145. Indianapolis at Green Bay	12:00
146. Los Angeles Raiders at San Francisco	1:00
147. New England at New York Jets	1:00
148. New Orleans at Los Angeles Rams	1:00
149. New York Giants at Phoenix	2:00
150. Philadelphia at Pittsburgh	1:00
151. San Diego at Atlanta	1:00
152. Tampa Bay at Detroit	1:00
<b>Sunday Night</b>	
153. Minnesota at Dallas	7:00
<b>Monday, November 14</b>	
154. Buffalo at Miami	9:00

**TWELFTH WEEK****Sunday, November 20**

155. Atlanta at Los Angeles Raiders	1:00
156. Chicago at Tampa Bay	1:00
157. Cincinnati at Dallas	12:00
158. Denver at New Orleans	12:00
159. Detroit vs. Green Bay at Milwaukee	12:00
160. Indianapolis at Minnesota	12:00
161. New York Jets at Buffalo	1:00
162. Philadelphia at New York Giants	4:00
163. Phoenix at Houston	12:00
164. Pittsburgh at Cleveland	1:00
165. San Diego at Los Angeles Rams	1:00
166. Seattle at Kansas City	12:00
<b>Sunday Night</b>	
167. New England at Miami	8:00
<b>Monday, November 21</b>	
168. Washington at San Francisco	6:00

### THIRTEENTH WEEK

#### Thursday, November 24 (Thanksgiving Day)

- 169. Minnesota at Detroit ..... 12:30
- 170. Houston at Dallas ..... 3:00

#### Sunday, November 27

- 171. Buffalo at Cincinnati ..... 1:00
- 172. Cleveland at Washington ..... 1:00
- 173. Green Bay at Chicago ..... 12:00
- 174. Kansas City at Pittsburgh ..... 1:00
- 175. Los Angeles Rams at Denver ..... 2:00
- 176. Miami at New York Jets ..... 1:00
- 177. New England at Indianapolis ..... 4:00
- 178. **Phoenix at Philadelphia** ..... **1:00**
- 179. San Francisco at San Diego ..... 1:00
- 180. Tampa Bay at Atlanta ..... 1:00

#### Sunday Night

- 181. New York Giants at New Orleans ... 7:00

#### Monday, November 28

- 182. Los Angeles Raiders at Seattle ..... 6:00

### FOURTEENTH WEEK

#### Sunday, December 4

- 183. Buffalo at Tampa Bay ..... 1:00
- 184. Dallas at Cleveland ..... 1:00
- 185. Denver at Los Angeles Raiders ..... 1:00
- 186. Green Bay at Detroit ..... 1:00
- 187. Indianapolis at Miami ..... 1:00
- 188. New Orleans at Minnesota ..... 12:00
- 189. New York Jets at Kansas City ..... 3:00
- 190. **Phoenix at New York Giants** ..... **1:00**
- 191. San Diego at Cincinnati ..... 1:00
- 192. San Francisco at Atlanta ..... 1:00
- 193. Seattle at New England ..... 1:00
- 194. Washington at Philadelphia ..... 1:00

#### Sunday Night

- 195. Pittsburgh at Houston ..... 7:00

#### Monday, December 5

- 196. Chicago at Los Angeles Rams ..... 6:00

### FIFTEENTH WEEK

#### Saturday, December 10

- 197. Indianapolis at New York Jets ..... 12:30
- 198. **Philadelphia at Phoenix** ..... **2:00**

#### Sunday, December 11

- 199. Atlanta at Los Angeles Rams ..... 1:00
- 200. Cincinnati at Houston ..... 12:00
- 201. Dallas at Washington ..... 1:00
- 202. Detroit at Chicago ..... 12:00
- 203. Kansas City at New York Giants ..... 1:00
- 204. Los Angeles Raiders at Buffalo ..... 1:00
- 205. Minnesota at Green Bay ..... 12:00
- 206. New Orleans at San Francisco ..... 1:00
- 207. Pittsburgh at San Diego ..... 1:00
- 208. Tampa Bay at New England ..... 1:00

#### Sunday Night

- 209. Denver at Seattle ..... 5:00

#### Monday, December 12

- 210. Cleveland at Miami ..... 9:00

### SIXTEENTH WEEK

#### Saturday, December 17

- 211. New England at Denver ..... 2:00
- 212. Washington at Cincinnati ..... 12:30

#### Sunday, December 18

- 213. Atlanta at New Orleans ..... 12:00
- 214. Buffalo at Indianapolis ..... 1:00
- 215. Detroit at Tampa Bay ..... 1:00
- 216. **Green Bay at Phoenix** ..... **2:00**
- 217. Houston at Cleveland ..... 1:00
- 218. Kansas City at San Diego ..... 1:00
- 219. Miami at Pittsburgh ..... 1:00
- 220. New York Giants at New York Jets ... 1:00
- 221. Philadelphia at Dallas ..... 12:00
- 222. Seattle at Los Angeles Raiders ..... 1:00

#### Sunday Night

- 223. Los Angeles Rams at  
San Francisco ..... 5:00

#### Monday, December 19

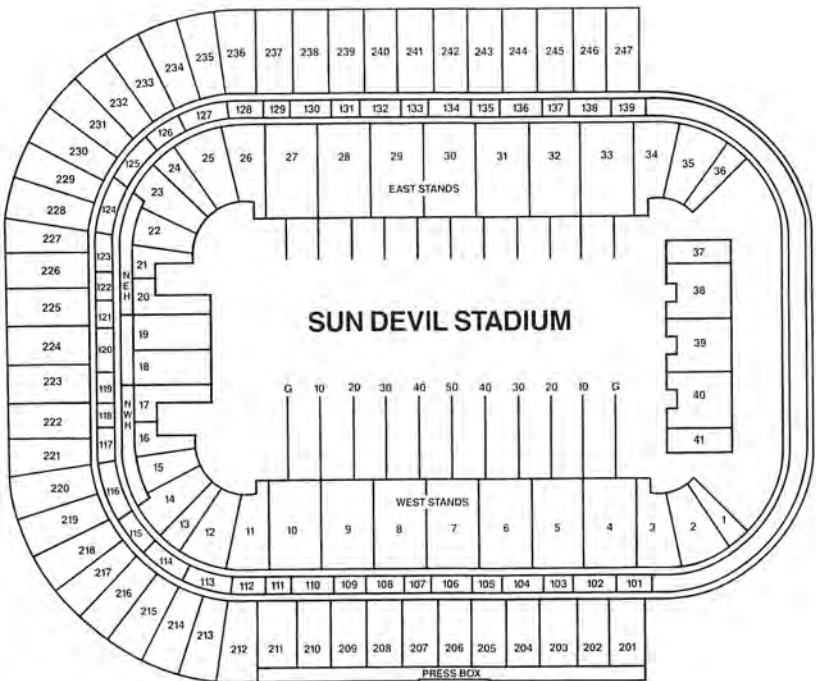
- 224. Chicago at Minnesota ..... 8:00

## KTAR, KTVK-TV SIGN BROADCAST PACTS WITH CARDS

KTAR Radio (620 AM) and KTVK-TV (Ch. 3) have signed contracts with the Cardinals to broadcast games this inaugural season. Veteran ABC sportscaster Gary Bender will handle play-by-play chores and station sports director Tom Dillon adds color for KTAR, which will air all 16 regular-season games and four preseason contests. Long-time NFL announcer Ray Scott calls the action for KTVK-TV on preseason tilts vs. Seattle, New Orleans and Kansas City.



# SUN DEVIL STADIUM



## DIRECTIONS FROM SKY HARBOR AIRPORT TO SUN DEVIL STADIUM

Take 24th Street/Hohokam Expressway exit. Turn right onto Hohokam Expressway. Go 1/2 mile and take University Avenue exit. Turn left on University. Go approximately two miles on University and turn left on Mill Avenue. Go one mile and turn left on Fifth Street. Sun Devil Stadium is on the left.

# 1988 SCHEDULE



Date/Opponent

Phoenix Time

## AUGUST

## PRE-SEASON

4 (Thur.)	at Seattle Seahawks	7:30 PM
12 (Fri.)	NEW ORLEANS SAINTS	7:30 PM
21 (Sun.)	MINNESOTA VIKINGS	5:00 PM
25 (Thur.)	at Kansas City Chiefs	5:30 PM

## SEPTEMBER

## REGULAR SEASON

4 (Sun.)	at Cincinnati Bengals	10:00 AM
12 (Mon.)	DALLAS COWBOYS	6:00 PM
18 (Sun.)	at Tampa Bay Buccaneers	10:00 AM
25 (Sun.)	WASHINGTON REDSKINS	1:00 PM

## OCTOBER

2 (Sun.)	at Los Angeles Rams	1:00 PM
9 (Sun.)	PITTSBURGH STEELERS	1:00 PM
16 (Sun.)	at Washington Redskins	10:00 AM
23 (Sun.)	CLEVELAND BROWNS	1:00 PM
30 (Sun.)	at Dallas Cowboys	11:00 AM

## NOVEMBER

6 (Sun.)	SAN FRANCISCO 49ERS	2:00 PM
13 (Sun.)	NEW YORK GIANTS	2:00 PM
20 (Sun.)	at Houston Oilers	11:00 AM
27 (Sun.)	at Philadelphia Eagles	11:00 AM

## DECEMBER

4 (Sun.)	at New York Giants	11:00 AM
10 (Sat.)	PHILADELPHIA EAGLES	2:00 PM
18 (Sun.)	GREEN BAY PACKERS	2:00 PM

## POST SEASON DATES

SATURDAY, DECEMBER 24

SUNDAY, JANUARY 1

AFC First Round

AFC & NFC Divisional Playoffs

Playoff

MONDAY, DECEMBER 26

SUNDAY, JANUARY 8

NFC First Round

AFC and NFC Championship Games

Playoff

SATURDAY, DECEMBER 31

SUNDAY, JANUARY 22

AFC and NFC Divisional

Super Bowl XXIII at

Playoffs

Joe Robbie Stadium

Miami, Florida

SUNDAY, JANUARY 29

AFC-NFC Pro Bowl

at Honolulu, Hawaii

**CARDINALS  
FANS,  
THIS BUD'S  
FOR YOU.**



**1988 PHOENIX CARDINALS**

