

PHOENIX CARDINALS



MEDIA

1990

GUIDE

Media Directory

Newspapers

- Arizona Republic**, 120 E. Van Buren, Phoenix, AZ 85004, 602/271-8251. FAX: 271-8273.
Lloyd Herberg (B), Steve Schoenfeld (NFL B), Bob Jacobsen (SE), Bill Huffman (Asst. SE), Bob Hurt (C), Norm Frauenheim (C), Bob Cohn (R-TV), Mark Armijo.
- Phoenix Gazette**, 120 E. Van Buren, Phoenix, AZ 85004, 602/271-8644. FAX: 271-8953.
Chris Cobbs (B), Bob Crawford (SE), Charlie Scheeler (Asst. SE), Joe Gilmartin (C), Tim Tyers (C), Jon Masson.
- Mesa Tribune**, 120 W. First Avenue, Mesa, AZ 85201, 602/898-6525. FAX: 898-6362.
Scott Bordow (B), Dave Lumia (SE), Mark Emmons (C), Bob Moran (C).
- Scottsdale Daily Progress**, 7302 E. Earl Drive, Scottsdale, AZ 85251, 602/941-2300. FAX: 946-9354.
Bob Snider (SE), Jerry Brown.
- Arizona Daily Star**, 4850 S. Park Avenue, Tucson, AZ 85726, 602/573-4145. FAX: 573-4144.
Jack Magruder (B*), Chuck Kramer (SE), Greg Hansen (C).
*Magruder covers the Cardinals from Phoenix. Address correspondence to 5409 E. Diamond Circle, Mesa, AZ 85206.
- Tucson Citizen**, 4850 S. Park Avenue, Tucson, AZ 85726, 602/573-4635. FAX: 573-4569.
Dave Petruglia (B), Peter Madrid (SE), Corky Simpson (C).
- Arizona Daily Sun**, 417 W. Santa Fe, Flagstaff, AZ 86001, 602/774-4545. FAX: 773-1934.
Bill Liesse (SE), Neil Hayes (Asst. SE).
- Sun City Daily News-Sun**, 10102 Santa Fe Drive, Sun City, AZ 85372, 602/876-3692.
Rich Bolas (SE).
- Yuma Daily Sun**, 2055 Arizona Avenue, Yuma, AZ 85364, 602/782-6528.
Bob Romantic (SE).
- Prescott Courier**, 147 N. Cortez, Prescott, AZ 86302, 602/445-3333.
Randy Hugler (SE).

Wire Services

- Associated Press**, 505 N. Second Street #120, Phoenix, AZ 85004, 602/258-8934. FAX: 254-9573.
Walt Berry (SE).
- United Press International**, P.O. Box #4066, Phoenix, AZ 85030, 602/252-5641. FAX: 252-5643.
Harriet Hindman (SE), Dave Hurlbert.

Radio Stations

- KTAR (620 AM, Cardinal flagship)**, 301 W. Osborn, Phoenix, AZ 85013, 602/274-6200. FAX: 266-3858.
Tom Dillon (SD, CC), Gary Bender (PBP), Jude LaCava (TS), Greg Schulte (SR), Todd Walsh (TS, SP).
- KFYI (910 AM)**, 631 N. First Avenue, Phoenix, AZ 85003, 602/258-5922.
- KTUC (1400 AM, Cardinal network)**, 2761 N. Country Club, Tucson, AZ 85716, 602/325-8788.
Mike Gabrielson (SD, TS).
- KNST (940 AM)**, 4400 E. Broadway #200, Tucson, AZ 85711, 602/624-2431.
Brian Jeffries (SD), David Fisher (TS).
- KVNA (690 AM, 97.5 FM, Cardinal network)**, 2690 Huntington Drive, Flagstaff, AZ 86004, 602/526-2700.
Kevin Ray (SD).

Television Stations

- KTVK-TV (ABC, channel 3, Cardinal preseason TV outlet)**, 3435 N. 16th Street, Phoenix, AZ 85016, 602/263-3333. FAX: 263-3377.
Mike Chamberlin (SD, CC), Tim Healey (SR, PBP), Neil Lomax (CC), Gil Tyree (SR), Cathy Yancy (SP), Don Eicher (SP), Steve Wiegell (SP).
- KPHO-TV (Ind., channel 5)**, 4016 N. Black Canyon Hwy, Phoenix, AZ 85017, 602/264-1000. Night: 266-9106. FAX: 263-8819.
Jon Brinston (SD), Scott Hansen (SR).
- KTSP-TV (CBS, channel 10)**, 511 E. Adams Street, Phoenix, AZ 85003, 602/262-5109. FAX: 271-9477.
J.D. Hayworth (SD), Steve Garagiola (SR), Kevin McCabe (SR), John Bylow (SP), Fred DeLuca (SP), Jiri LeMay (SP).
- KPNX-TV (NBC, channel 12)**, 1101 N. Central Avenue, Phoenix, AZ 85004, 602/257-6630. FAX: 257-6619.
Bill Denney (SD), Steve Pascente (SR), Mark Lewis (SR), Bruce Cooper (SP).
- KVOA-TV (NBC, channel 4)**, 209 W. Elm Tucson, AZ 85705, 602/624-2477.
Dan Ryan (SD), Pete Delgado (SR), Dan Harnden (SP).
- KGUN-TV (ABC, channel 9)**, 2175 N. Sixth Avenue, Tucson, AZ 85705, 602/792-9933.
Dave Silver (SD), Brad Steinke (SR).
- KOLD-TV (CBS, channel 13)**, 115 W. Drachman, Tucson, AZ 85705, 602/624-2100.
Tom Leander (SD), Mark Herrenschmidt (SR).

Coding: Beat (B), Columnist (C), Sports Editor (SE), Sports Director (SD), Sports Reporter (SR), Sports Producer (SP), Talk Show (TS), Color Commentary (CC), Play-By-Play (PBP).



More publications available at:

www.retroseasons.com/library/

Schedule

Preseason

Date	Opponent	Site	Site Time	(Phoenix) MST Time
Saturday, August 11	Seattle Seahawks	Sun Devil Stadium	7:30 p.m.	7:30 p.m.
Saturday, August 18	Chicago Bears	Sun Devil Stadium	7:30 p.m.	7:30 p.m.
Saturday, August 25	At L.A. Rams	Anaheim Stadium	7:00 p.m.	7:00 p.m.
Friday, August 31	At Denver Broncos	Mile High Stadium	7:00 p.m.	6:00 p.m.

Regular Season

Date	Opponent	Site	Site Time	(Phoenix) MST Time
Sunday, September 9	At Washington Redskins	R.F.K. Stadium	1:00 p.m.	10:00 a.m.
Sunday, September 16	At Philadelphia Eagles	Veterans Stadium	1:00 p.m.	10:00 a.m.
Sunday, September 23	At New Orleans Saints	Louisiana Superdome	12:00 p.m.	10:00 a.m.
Sunday, September 30	Washington Redskins	Sun Devil Stadium	5:00 p.m.	5:00 p.m.
Sunday, October 7	Open Date			
Sunday, October 14	Dallas Cowboys	Sun Devil Stadium	1:00 p.m.	1:00 p.m.
Sunday, October 21	At New York Giants	Giants Stadium	4:00 p.m.	1:00 p.m.
Sunday, October 28	Chicago Bears	Sun Devil Stadium	2:00 p.m.	2:00 p.m.
Sunday, November 4	At Miami Dolphins	Joe Robbie Stadium	1:00 p.m.	11:00 a.m.
Sunday, November 11	At Buffalo Bills	Rich Stadium	1:00 p.m.	11:00 a.m.
Sunday, November 18	Green Bay Packers	Sun Devil Stadium	2:00 p.m.	2:00 p.m.
Sunday, November 25	New England Patriots	Sun Devil Stadium	2:00 p.m.	2:00 p.m.
Sunday, December 2	Indianapolis Colts	Sun Devil Stadium	2:00 p.m.	2:00 p.m.
Sunday, December 9	At Atlanta Falcons	Atlanta-Fulton County Stadium	1:00 p.m.	11:00 a.m.
Sunday, December 16	At Dallas Cowboys	Texas Stadium	12:00 p.m.	11:00 a.m.
Sunday, December 23	New York Giants	Sun Devil Stadium	2:00 p.m.	2:00 p.m.
Saturday, December 29	Philadelphia Eagles	Sun Devil Stadium	2:00 p.m.	2:00 p.m.

Credits

The 1990 *Phoenix Cardinals Media Guide* is published by the team's public relations department. Editor: Paul Jensen, public relations director. Associate editor: Greg Gladysiewski, media coordinator. Editorial assistance: Deb Heck and Michael Finelli, public relations staff, Kelly Wilson, public relations secretary, and Heather Collins, public relations intern. Cover design: NFL Properties. Photographic contributions: Greg Jessen and NFL Properties. Printer: Ben Franklin Press, Tempe, Arizona.

Alphabetical Roster

No.	Name	Pos.	Ht.	Wt.	Birth Date	How Acq.	NFL Exp.	1989 G/GS	College
91	Applewhite, Mike	DL	6-2	256	4/7/66	FA-90	R	N/A	East Carolina
80	Awalt, Robert	H-B	6-5	244	4/9/64	D3a-87	4	16/15	San Diego State
44	Baker, Tony	R-B	5-10	190	6/11/64	FA-89	4	11/2	East Carolina
59	Bavaro, David	LB	6-0	231	3/27/90	D9-90	5	N/A	Syracuse
55	Bell, Anthony	OLB	6-3	235	7/2/64	D1-86	5	16/15	Michigan State
25	Blair, Stanley	CB	6-0	190	7/4/64	FA-90	1	Canada	S.E. Oklahoma St.
76W	Burch, John	G	6-2	273	8/4/66	FA-90	R	N/A	Arizona
33	Burd, John	R-B	5-10	200	4/4/66	D8-89	1	Dev.	Tennessee-Martin
16	Camarillo, Rich	P	5-11	193	11/29/59	FA-89	10	15/0	Washington
45	Carr, Lydell	R-B	6-1	228	5/27/65	FA-89#	2	5/0	Oklahoma
41	Carter, Carl	CB	5-11	189	3/7/64	D4-86	5	15/14	Texas Tech
37	Centers, Larry	R-B	5-10 1/2	203	6/1/68	D5-90	R	N/A	S.F. Austin
79	Clasby, Bob	DT	6-5	275	9/28/60	FA-86	5	4/4	Notre Dame
94	Davis, Bob	LB	6-0	236	1/25/69	FA-90	R	N/A	Brigham Young
75	Davis, Travis	DT	6-1 1/2	274	5/10/66	D4-90	R	N/A	Michigan State
17	Del Greco, Al	K	5-10	198	3/2/62	FA-87	7	16/0	Auburn
21	Eaton, Tracey	S	6-1	195	7/19/65	FA-90#	3	16/2	Portland State
49	Elle, David	TE	6-4	241	10/14/66	D10-90	R	N/A	South Dakota
26	Field, Amod	WR	5-11	181	10/11/67	FA-90	R	N/A	Montclair State
20	Flutie, Darren	WR	5-10	184	11/18/66	FA-90	3	0/0	Boston College
65	Galloway, David	DE	6-3	259	2/16/59	D2-82	9	12/11	Florida
81	Green, Roy	WR	6-0	194	6/30/57	D4-79	12	12/12	Henderson State
73	Hadd, Gary	DT	6-4	278	10/19/65	FA-89#	3	10/4	Minnesota
56	Harvey, Ken	OLB	6-2	230	5/6/65	D1-88	3	16/16	California
82	Hess, Bill	WR	5-9	172	2/6/66	FA-90	1	Dev.	West Chester
58	Hill, Eric	MLB	6-1	248	11/14/66	D1a-89	2	15/14	Louisiana State
5	Hogeboom, Gary	QB	6-4	207	8/21/58	FA-89#	11	14/13	Central Michigan
83	Holmes, Don	WR	5-10	177	4/1/61	WV-86	5	16/1	Mesa (Colo.)
95	Jackson, James	DL	6-1	280	10/30/65	FA-90	R	N/A	Northern Arizona
18	Jackson, John	WR	5-10	170	1/2/67	FA-90	R	N/A	Southern California
53	Jax, Garth	OLB	6-2	238	9/16/63	FA-89#	5	16/0	Florida State
39	Johnson, Johnny	H-B	6-2	212	6/11/68	D7-90	R	N/A	San Jose State
10	Johnson, Mike	QB	6-1	185	5/2/67	FA-90	R	N/A	Akron
42W	Jones, DeWaine	FB	5-10	200	12/14/67	FA-90	R	N/A	Wyoming
86	Jones, Ernie	WR	5-11	191	12/15/64	D7-88	3	15/10	Indiana
32	Jordan, Tony	R-B	6-2	220	5/8/65	D5b-88	3	13/8	Kansas State
85	Jorden, Tim	TE	6-3	233	10/30/66	FA-89	1	Dev.	Indiana
57	Kauahi, Kani	C	6-2	270	9/6/59	FA-89#	8	16/2	Hawaii
70	Kennard, Derek	C	6-3	309	9/9/62	S2-84	5	14/14	Nevada-Reno
52	Kirk, Randy	OLB	6-2	231	12/27/64	FA-89#	4	6/0	San Diego State
92	Lawrence, Oliver	OLB	6-1	243	11/9/67	FA-90	R	N/A	Louisiana State
51	Lewis, Bill	C	6-7	275	7/12/63	FA-90#	5	0/0	Nebraska
11	Lyle, Win	K	5-9	170	3/13/68	FA-90	R	N/A	Auburn
29	Lynch, Lorenzo	CB	5-9	199	4/6/63	FA-90#	4	16/2	Cal. St.-Sacramento
47	Mack, Cedric	CB	6-0	185	9/14/60	D2-83	8	16/16	Baylor
76R	Mathis, Jeff	DL	6-1	279	5/18/67	FA-90	R	N/A	Georgia Tech
93	Maxwell, Vernon	OLB	6-2	225	10/25/61	FA-90	7	9/7	Arizona State
46	McDonald, Tim	SS	6-2	209	1/6/65	D2-87	4	16/16	Southern California
54	McKenzie, Reggie	MLB	6-1	242	2/8/63	FA-89#	5	Inj.	Tennessee
50	McMichel, Ken	LB	6-0	208	6/4/67	D12b-90	R	N/A	Oklahoma
30	Mitchell, Stump	R-B	5-9	194	3/15/59	D9-81	10	3/3	Citadel
12	Nicholl, Kevin	K	5-10	184	8/1/68	FA-90	R	N/A	Central Michigan
28	Norman, Dempsey	WR	5-7	175	2/7/66	D11-90	R	N/A	St. Francis (Ill.)
78	Nunn, Freddie Joe	DE	6-4	250	4/9/62	D1-85	5	12/12	Mississippi
90	Osborne, Eldonta	OLB	6-0	215	8/12/67	FA-90	R	N/A	Louisiana Tech
64	Pfeifer, Mike	T	6-6	318	8/9/66	FA-90	R	N/A	Kentucky
87	Proehl, Ricky	WR	5-10	181	3/7/68	D3-90	R	N/A	Wake Forest
74	Prouty, Lance	OL	6-5	292	11/23/66	FA-90	R	N/A	South Dakota State

Rosters

No.	Name	Pos.	Ht.	Wt.	Birth Date	How Acq.	NFL Exp.	1989 G/GS	College
89	Reeves, Walter	TE	6-3 1/2	249	12/15/65	D2-89	2	16/3	Auburn
40	Riley, Donnie	R-B	5-8 1/2	205	10/2/66	D12a-90	R	N/A	Central Michigan
63	Robbins, Tootie	T	6-5	307	6/2/58	D4-82	9	9/9	East Carolina
3	Rosenbach, Timm	QB	6-2	210	10/27/66	S1-89	2	2/1	Washington State
72	Saddler, Rod	DE	6-5	280	9/26/65	D4-87	4	15/15	Texas A&M
67	Sharpe, Luis	T	6-4	260	6/16/60	D1-82	9	14/14	UCLA
22	Shavers, Tyrone	WR	6-2	205	7/14/67	D6-90	R	N/A	Lamar
36	Sikahema, Vai	R-B/KR	5-9	184	8/29/62	D10-86	5	16/2	Brigham Young
35	Smith, Dennis	TE	6-0	224	2/14/67	FA-90	R	N/A	Utah
84	Smith, J.T.	WR	6-2	187	10/29/55	FA-85	13	9/8	North Texas State
61	Smith, Lance	G	6-2	278	1/1/63	D3-85	6	16/16	Louisiana State
69	Smith, Vernice	OL	6-2	280	10/24/65	FA-89	1	Dev.	Florida A&M
27	Taylor, Jay	CB	5-9	170	11/8/67	D6-89	2	16/2	San Jose State
34	Thompson, Anthony	R-B	5-11	207	4/8/67	D2-90	R	N/A	Indiana
19	Tupa, Tom	QB	6-4	220	2/6/66	D3-88	3	13/2	Ohio State
23	Turner, Marcus	DB	6-0	191	2/6/66	WV-89	2	13/0	UCLA
66	Wahler, Jim	DT	6-3 1/2	268	7/29/66	D4-89	2	13/11	UCLA
60	Walker, Jeff	G/T	6-4	289	1/22/63	FA-90#	4	13/0	Memphis State
48	Washington, Mickey	CB	5-9	187	7/8/68	D8-90	R	N/A	Texas A&M
42R	Waters, Preston	CB	5-9	185	8/8/68	FA-90	R	N/A	West Virginia
96	Williams, Willie	TE	6-5 1/2	261	8/6/67	S9-90	R	N/A	Louisiana State
68	Wolf, Joe	T/G	6-5	279	12/28/66	D1b-89	2	16/15	Boston College
24	Woffley, Ron	H-B	6-0	222	10/14/62	D4-85	6	16/1	West Virginia
43	Young, Lonnie	FS	6-1	191	7/18/63	D12-85	6	10/9	Michigan State
62	Zandofsky, Mike	G	6-2	285	11/30/65	D3-89	2	15/6	Washington
38	Zordich, Michael	FS	5-11	197	10/12/63	FA-89#	4	16/7	Penn State

*Plan B signee

Acquisition Key: D=Draft. FA=Free Agent. WV=Waivers. TR=Trade. S=Supplemental Draft.

Status Key: #Free agents signed under Plan B.

Numerical Roster

No.	Name	Pos.	No.	Name	Pos.	No.	Name	Pos.
3	Rosenbach, Timm	QB	40	Riley, Donnie	RB	67	Sharpe, Luis	T
5	Hogeboom, Gary	QB	41	Carter, Carl	CB	68	Wolf, Joe	T/G
10	Johnson, Mike	QB	42R	Waters, Preston	CB	69	Smith, Vernice	OL
11	Lyle, Win	K	42W	Jones, DeWaine	FB	70	Kennard, Derek	C
12	Nicholl, Kevin	K	43	Young, Lonnie	FS	72	Saddler, Rod	DE
16	Camarillo, Rich	P	44	Baker, Tony	RB	73	Hadd, Gary	DT
17	Del Greco, Al	K	45	Carr, Lydell	FB	74	Prouty, Lance	OL
18	Jackson, John	WR	46	McDonald, Tim	SS	75	Davis, Travis	DT
19	Tupa, Tom	QB/P	47	Mack, Cedric	CB	76R	Mathis, Jeff	DL
20	Flutie, Darren	WR	48	Washington, Mickey	CB	76W	Bondman, John	G
21	Eaton, Tracey	S	49	Elle, David	TE	78	Nunn, Freddie Joe	DE
22	Shavers, Tyrone	WR	50	McMichel, Ken	LB	79	Clasby, Bob	DT
23	Turner, Marcus	DB	51	Lewis, Bill	C	80	Awalt, Robert	TE
24	Woffley, Ron	FB	52	Kirk, Randy	OLB	81	Green, Roy	WR
25	Blair, Stanley	CB	53	Jax, Garth	OLB	82	Hess, Bill	WR
26	Field, Amod	WR	54	McKenzie, Reggie	MLB	83	Holmes, Don	WR
27	Taylor, Jay	CB	55	Bell, Anthony	OLB	84	Smith, J.T.	WR
28	Norman, Dempsey	WR	56	Harvey, Ken	OLB	85	Jorden, Tim	TE
29	Lynch, Lorenzo	CB	57	Kauahi, Kani	C	86	Jones, Ernie	WR
30	Mitchell, Stump	RB	58	Hill, Eric	MLB	87	Proehl, Ricky	WR
32	Jordan, Tony	RB	59	Bavaro, David	LB	89	Reeves, Walter	TE
33	Burch, John	RB	60	Walker, Jeff	G/T	90	Osborne, Eldonta	OLB
34	Thompson, Anthony	RB	61	Smith, Lance	G	91	Applewhite, Mike	DL
35	Smith, Dennis	TE	62	Zandofsky, Mike	G	92	Lawrence, Oliver	OLB
36	Sikahema, Vai	RB/KR	63	Robbins, Tootie	T	93	Maxwell, Vernon	OLB
37	Centers, Larry	RB	64	Pfeifer, Mike	T	94	Davis, Bob	LB
38	Zordich, Michael	FS	65	Galloway, David	DE	95	Jackson, James	DL
39	Johnson, Johnny	RB	66	Wahler, Jim	DT	96	Williams, Willie	TE

Veterans By Position

Position	Pos.	Ht.	Wt.	Acquisition	NFL Exp.	'89 G/GS	College
Quarterbacks (3)	QB	6-4	207	FA-89	11	14/13	Central Michigan
	QB	6-2	210	S1-89	2	2/1	Washington State
	QB/P	6-4	220	D3-88	3	13/2	Ohio State
R-Backs (5)	RB	5-10	190	FA-89	4	11/2	East Carolina
	RB	5-10	200	D8-89	1	Dev.	Tennessee-Martin
	RB	6-2	220	D5b-88	3	13/8	Kansas State
	RB	5-9	194	D9-81	10	3/3	Citadel
	RB/KR	5-9	184	D10-86	5	16/2	Brigham Young
H-Backs (3)	TE	6-5	244	D3a-87	4	16/15	San Diego State
	FB	6-1	228	FA-89*	2	5/0	Oklahoma
	FB	6-0	222	D4-85	6	16/1	West Virginia
Wide Receivers (4)	WR	6-0	194	D4-79	12	12/12	Henderson State
	WR	5-10	177	WV-86	5	16/1	Mesa (Col.)
	WR	5-11	191	D7-88	3	15/10	Indiana
	WR	6-2	187	FA-85	13	9/8	North Texas State
	TE	6-3	233	FA-89	1	Dev.	Indiana
Tight Ends (2)	TE	6-3 1/2	249	D2-89	2	16/3	Auburn
	TE	6-3 1/2	249	D2-89	2	16/3	Auburn
Offensive Line (10)	C	6-2	270	FA-89*	8	16/2	Hawaii
	C	6-3	309	S2-84	5	14/14	Nevada-Reno
	C	6-7	275	FA-90*	5	0/0	Nebraska
	T	6-5	307	D4-82	9	9/9	East Carolina
	G	6-2	278	D3-85	6	16/16	Louisiana State
	OL	6-2	280	FA-89	1	Dev.	Florida A&M
	T	6-4	260	D1-82	9	14/14	UCLA
	G/T	6-4	289	FA-90*	4	13/0	Memphis State
	T/G	6-5	279	D1b-89	2	16/15	Boston College
	G	6-2	285	D3-89	2	15/6	Washington
	Defensive Line (5)	DT	6-5	275	FA-86	5	4/4
DE		6-3	265	D2-82	9	12/11	Florida
DT		6-4	278	FA-89*	3	10/4	Minnesota
DE		6-4	250	D1-85	5	12/12	Mississippi
DE		6-5	280	D4-87	4	15/15	UCLA
OLB		6-2	230	D1-88	3	16/16	California
MLB		6-1	248	D1a-89	2	15/14	Louisiana State
OLB	6-2	238	FA-89*	5	16/0	Florida State	
OLB	6-2	231	FA-89*	4	6/0	San Diego State	
MLB	6-1	242	FA-89*	5	Inj.	Tennessee	
Defensive Backs (10)	CB	6-0	190	FA-90	1	Canada	S.E. Oklahoma St.
	CB	5-11	189	D4-86	5	15/14	Texas Tech
	S	6-1	195	FA-90*	3	16/2	Portland State
	CB	5-9	199	FA-90*	4	16/2	Cal. St.-Sacramento
	CB	6-0	185	D2-83	8	16/16	Baylor
	SS	6-2	209	D2-87	4	16/16	Southern California
	CB	5-9	170	D6-89	2	16/2	San Jose State
	DB	6-0	191	WV-89	2	13/0	Texas A&M
	FS	6-1	191	D12-85	6	10/9	Michigan State
	FS	5-11	197	FA-89*	4	16/7	Penn State
	Kickers (3)	P	5-11	193	FA-89	10	15/0
K		5-10	198	FA-87	7	16/0	Auburn
QB/P		6-4	220	D3-88	3	13/2	Ohio State
P		5-11	193	FA-89	10	15/0	Washington

*Plan B signee

**Canadian Football League free agent signee

Contents

Media Directory	Inside Back Cover
Schedule, Rosters, Position Breakdown	Insert
Staff Directory	2
Staff	4-22
President William V. Bidwill	4
Vice President & General Manager Larry Wilson	5
Executive Vice President Joe Rhein	6
Administration	7
Head Coach Joe Bugel	8-13
Assistant Coaches	14-20
Staff	21-28
Travel Accommodations	24
Cardinal-KTAR Radio Network	27
Players	29-122
Veterans	30-106
Draft Choices	107-116
Free Agents	117-122
1989 Review	123-152
1989 Review Narrative	124-129
Game Summaries	130-137
Final Statistics	138-140
Game-By-Game Statistics	141-145
Individual Performances	146-147
Team Highs and Lows	148
Starting Lineups	149
Injuries	150
Roster Moves	151
Inactives	152
History	153-212
Franchise History	154-156
All-Time Roster	157-169
Annual Results	170-171
Rivalries	172-179
All-Time Results	180-191
Monday Nights	191
Preseason Results	192-194
Yearly Leaders	195-204
Head Coaches	204
All-NFL	205-206
Pro Bowl Selections	207
The Last Time	208-209
Overtime Games	209
Draft History	210-212
Records	213-250
Individual Records	214-233
Team Records	234-245
Playoff Records	246-250
Miscellaneous	251-268
NFL Schedule	252-255
Opponents	256-263
Important NFL Dates	264
Instant Replay	265
Training Complex	266-267
Sun Devil Stadium	268
NFL Items	Inside Back Cover

Staff Directory

Board of Directors

William V. Bidwill • Nancy J. Bidwill • Thomas J. Guilfoil

Administration

William V. Bidwill President
 Larry Wilson Vice President & General Manager
 Joe Rhein Executive Vice President
 Thomas J. Guilfoil Secretary &
 General Counsel
 Charley Schlegel Treasurer and
 Chief Financial Officer
 Terry Bledsoe Vice President-Communications
 Curt Mosher Vice President-Administration
 Erik Widmark Director of Pro Personnel
 George Boone Director of Player Personnel
 Bob Wallace Counsel

Coaches

Joe Bugel Head Coach
 Jerry Rhome Offensive Coordinator
 Joe Pascale Defensive Coordinator
 Ted Cottrell Defensive Line
 Bobby Hammond Running Backs
 Jim Johnson Defensive Secondary
 Tom Lovat Offensive Line
 Mike Murphy Defensive Asst. & Quality Control
 Ted Plumb Receivers
 Pete Rodriguez Special Teams
 Bob Rogucki Strength & Conditioning

Personnel

Bill Bidwill, Jr., Bo Bolinger,
 Harry Gilmer, Jerry Hardaway,
 Bill Jobko, Hank Kuhlmann,
 Red Phillips, Stan West Scouts

Medical

Dr. Russell Chick Team Physician (Orthopedist)
 Dr. Wayne Kuhl Team Physician (Internist)
 Dr. Louis Rosenbaum Ophthalmologist
 Dr. Robert Teague Dentist

Public Relations

Paul Jensen Director
 Current direct 602/731-3520
 New complex direct 602/379-1748
 Home 602/460-4116
 Adele Harris Community Relations Director

Training

John Omohundro Head Trainer
 Jeff Herndon Assistant Trainer
 Jim Shearer Assistant Trainer

Equipment

Mark Ahlemeier Equipment Manager
 Steve Christensen Asst. Equipment Manager

Photography

Benny Greenberg Video Director

Tickets

Steve Walsh Ticket Manager
 Steve Bomar, Kim Haynack,
 Karen Nickerson, Frank Rowe,
 Melanie Samaha Staff

Sales

Rob Kiese Director of Sales
 Jim Frantell, Eric Gronning,
 Andrea Polson Staff

Marketing

Joe Castor Director of Marketing
 Nicole Bidwill Staff

Data Processing

Charlie Reckenberg Director
 Marty Garrett Assistant Director

Accounting

Judy Maloney Accountant

Office Staff

Nancy Keenoy Assistant to the President
 Cindi Alyanakian, Linda Hanson, Tanya Jones,
 Bobbi Lohr, Toni Matsumoto, Estelle Moreno, Nanci
 Nance, Patsy Stewart, Kelly Trznadel, Cindy
 Yahraus, Kelly Wilson.

Greg Gladysiewski Media Coordinator
 Current Direct 602/731-3522
 New complex direct 602/379-1749
 Home 602/890-8491
 Deb Heck, Michael Finelli Staff

Current Office: 51 W. Third Street #500, Tempe, AZ 85281 • 602/967-1010 • FAX: 602/731-3521

Permanent Mailing Address: P.O. Box #888, Phoenix, AZ 85001

New Complex deliveries (approx. Sept. 1): 8701 S. Hardy • Tempe, AZ 85284 • 602/379-0101 • FAX: 602/379-1819

William V. Bidwill

President

Nineteen ninety marks William V. Bidwill's 46th year with the Cardinals, an association that began as a ball boy on Chicago's south side and continues today as owner and president.

The 59-year-old Chicago native presides over the oldest continuous professional football franchise dating back to 1898 and, along with the Chicago Bears, boasts the distinction as one of two charter members of the National Football League in 1920.

The Cardinals have remained in the Bidwill family since William's father, Charles, a prominent Chicago sports figure and member of the Pro Football Hall of Fame, purchased the team in 1932. Charles ran the club until his death in the Cardinals' NFL championship year of 1947. His wife Violet guided the franchise's fortunes for the next 15 years followed jointly by their two sons, William and Charles, Jr. (Stormy). William became sole owner in 1972.

After being named a Cardinal vice president during his undergraduate days at Georgetown University, William Bidwill returned to Chicago from the Navy in 1956 to begin assisting family interests that included football. When the Cardinals moved to St. Louis in 1960, Bidwill returned to the Cardinals on a full-time basis.

Bidwill remains involved in all areas of the day-to-day Cardinal operation. The team's new training complex in south Tempe, Arizona, scheduled to open early in the 1990 football season, is the latest major project he has overseen.

Also an active supporter of various civic and charitable organizations and endeavors, Bidwill recently directed the formation of Cardinal Charities, the team's new organization dedicated to supporting worthy Arizona causes.

Bidwill was appointed to the NFL's Management Council executive committee in 1989 and was a pivotal voice in Arizona's successful recent bid for Super Bowl XXVII in 1993. He also chairs the league meeting site committee, co-chairs the Bert Bell Player Benefit Player Retirement Board, and serves on the executive committee of NFL Films.

Bidwill and his wife, Nancy, are the parents of five children—sons William, Jr., Michael, Patrick, and Timothy, and daughter Nicole.



Larry Wilson

Vice President & General Manager

Larry Wilson, regarded as one of the greatest defensive backs in NFL history who currently is making his mark as head of the Cardinals' football operations, begins his fourth decade in the National Football League in 1990.

A Hall of Fame defensive back for the Cardinals during their first 13 seasons in St. Louis and one of only four players in franchise history to have his jersey retired, the 52-year-old Wilson's 31-year NFL career started with 13 seasons (1960-72) as a player and has continued with a variety of administrative posts.

Wilson began climbing the club's organizational ladder as director of professional scouting (1973-76) and director of professional personnel (1977-88) for the next 16 years. He also handled the team as head coach for the final three games of the 1979 season, earning credit for victories over San Francisco and the New York Giants.

Midway through the Cardinals' inaugural season in Phoenix in 1988, President Bill Bidwill appointed Wilson vice president and general manager to guide the franchise's football fortunes as it entered a new era in Arizona. Recently, his new responsibility has included the hiring of new Head Coach Joe Bugel and an active role in planning the Cardinals' new training complex in south Tempe, Arizona. Also, the Cardinals' change to red pants for 1990, to be worn when the team sports white jerseys, was made at Wilson's suggestion.

As a player, Wilson reached near-legendary status as a hard-hitting six-time all-pro and eight-time Pro Bowl free safety. His name is referenced throughout the Cardinal record book. He still owns club records for career interceptions (52), career interception yardage (800), career interception returns for touchdowns (5), and single-game interceptions return yardage (115). His 96-yard interception return for a touchdown against Cleveland on Dec. 19, 1965 remains the longest in Cardinal history. His 91-yard interception for a touchdown the following year against Philadelphia still ranks third on the same list. He led the Cardinals in interceptions six times. He intercepted three passes in a single game twice.

In 1966, he enjoyed one of his finest seasons with an NFL-leading 10 interceptions while tying a league record by intercepting a pass in seven consecutive games.

Wilson also holds the Cardinal record for longest fumble return, an 88-yard jaunt for a touchdown at Green Bay on Dec. 21, 1969. It was one of two career fumbles he returned for touchdowns and one of 12 career fumbles he recovered, the latter ranking him fifth in that category in Card annals.

He was inducted into the Hall of Fame in January of 1978.

Born in Rigby, Idaho, Wilson was drafted as a running back out of the University of Utah in the seventh round of the 1960 draft. After converting to the defensive backfield due to injuries, Wilson and coach Chuck Drulis innovated one of today's most potent and exciting aspects of defensive football—the safety blitz.

Wilson and his wife, Nancy, reside in Scottsdale, Ariz.



Joe Rhein

Executive Vice President

Cardinal Executive Vice President Joe Rhein has proven Thomas Wolfe wrong. The Cardinals' executive vice president did go home again.

The team's publicity director in St. Louis from 1972-76 and its assistant publicist in 1971, Rhein returned to the Cardinals in August of 1989 to serve as the administrative counterpart to Vice President and General Manager Larry Wilson after a 12-year hiatus at the National Football League office in New York.

Rhein's first year in Arizona was hectic. He played an instrumental role in the NFL's award of Super Bowl XXVII to Arizona as an advisor to the Phoenix '93 Committee, the organization which shaped Arizona's presentation to NFL owners. He is now a member of the local Super Bowl host group's executive committee that will coordinate all planning activities for the 1993 game.

Rhein has been a guiding voice in the formation of Cardinal Charities and as its vice president will play an active role in the awarding of the foundation's first grants during the 1990 football season. He also has played a major role in the development of the team's new training complex in south Tempe, Arizona, scheduled to open in early fall of 1990.

Additionally, he is a member of the committee recently formed by Phoenix Mayor Paul Johnson to better promote the Valley of the Sun and Arizona.

The 42-year-old Rhein joined the NFL in 1977 as assistant to the president of the National Football Conference, a position he held until serving as the league's director of administration from 1983-89. In the latter capacity, Rhein coordinated the activities of the league office departments and was involved in the supervision of the NFL's international efforts, particularly the American Bowl series. He supervised the first three American Bowls in London (1986-88) and the first American Bowl in Tokyo (1989).

Additionally, Rhein served as secretary of the NFL Charities foundation and was involved in preparation of the league playing schedule and coordination of the AFC-NFC Pro Bowl Game from 1977-89.

Rhein began his career as assistant sports information director at Oklahoma State from 1969-71 following his 1969 graduation from the University of Missouri in journalism.

A native of Belleville, Illinois, Rhein and his wife, Barbara, reside in Scottsdale, Ariz. with daughters Rachel (16) and Jessica (11).



Erik Widmark

Director of Pro Personnel

Erik Widmark, 42, begins his second season as the Cardinals' director of pro personnel following his promotion from assistant in September, 1988 when Larry Wilson was named general manager.

Prior to joining the Cardinals, Widmark spent five seasons with the Tampa Bay Buccaneers from 1983-88 as a scout, chief scout, director of pro personnel, and special assistant to the head coach.

He joined the professional ranks following an extensive collegiate coaching career as an assistant at Cal Western, the University of San Diego, Cal Poly-Pomona, Pasadena City College, and the University of Oregon. He also served as head coach at Pasadena in 1979.

As offensive coordinator at Pasadena in 1978, the squad finished 11-1 and won the final Junior Rose Bowl by downing Jones County of Mississippi 38-9. As head coach the following year, Widmark's team posted an 8-3 mark and captured the school's second consecutive Potato Bowl, emblematic of the junior college championship in California.

A former wide receiver, Widmark played collegiately at Cal Western (now U.S. International) where he earned a bachelor's degree in physical education and a master's degree in education. He played for two seasons with the San Diego Chargers before two knee operations ended his playing career.

Widmark, a native of Iowa, was raised in Scottsdale, Ariz. where he attended Arcadia High School. He and his wife, Cinda, reside in Phoenix with daughters Jessica (11) and Erika (8), and son Dallas (10).



Administration



Thomas J. Guilfoil
Secretary and
General Counsel



Charley Schlegel
Treasurer and Chief
Financial Officer



Curt Mosher
V.P.-Administration



Terry Bledsoe
V.P.-Communications

Joe Bugel

Head Coach

Enthusiasm, unabashed.

Bugel, Joe.

They should be listed side-by-side on the same page of a dictionary. They're one and the same.

Intense? When necessary.

Workaholic? Six months a year.

Tough? At times. Childhood in western Pennsylvania breeds toughness. Mike Ditka. Joe Montana. Joe Namath. Joe Bugel.

Sentimental? Occasionally.

Combative? When provoked. *"He'll get in anybody's face,"* reflects Redskins center Jeff Bostic, brother of former Cardinal offensive guard Joe Bostic, a card-carrying member of Bugel's "Hogs," and one of four Redskin offensive linemen who earned Pro Bowl recognition under Bugel.

Combustible? Once in a while.

But enthusiastic? Always. As Bugel is quick to offer, *"Nothing great is ever accomplished without enthusiasm!"*

The new Phoenix Cardinals head coach is an engaging blend of football, family, and friend, traits that have served him well during a coaching career and marriage that began in Kentucky in the mid-1960s. Eight states and three daughters later, the Bugels have arrived in Arizona with enthusiasm, of course!



The Formative Years

Bugel was born March 10, 1940 in Pittsburgh. Athletics consumed his formative years. At age 12, he was the catcher on a Pittsburgh youth baseball team that reached the Little League World Series final before losing to Redlands, Calif. He excelled in football (fullback and linebacker), basketball (he once scored 47 points in a game), baseball (catcher), and volleyball (setter) at Pittsburgh's Munhall High School.

But western Pennsylvania is football crazy, so it came as no surprise that the gridiron captured the future coach's fancy.

The undersized overachiever's success in athletics and exposure to a region of the country known for its blue-collar work ethic left an indelible mark on Bugel.

"It was a hotbed of high school football," he reflects. *"Boys were born with footballs in their cribs. And the old steel mills were really buzzing. The blue-collar work ethic of the people in that area established a philosophy of life for me. You were either going to be tough or you would be run out of town."*

Although Bugel was one of three children (older sister Elaine and younger brother, Tom, a three-year starting linebacker at Ohio State) of a family that owned an electroplating company, he served his time in the steel mills. He took a job in the mills after graduating from high school. Two weeks later, he knew that wasn't the life for him.

He began making phone calls. A Pittsburgh dentist acquainted with the Bugel family was a Western Kentucky graduate. Bugel was intrigued. He called and arranged an interview with the head coach. He drove to Bowling Green, Kentucky.

He sold himself successfully and landed a partial scholarship. He supplemented it with a part-time job in a kitchen.

By the end of spring practice, Bugel, who bulked to 240 pounds to play college football, had earned a full scholarship. At the end of five years at Western, he was a four-year starter who had led the Hilltoppers to a 27-0 Tangerine Bowl victory against the Otto Graham-coached Coast Guard Academy which still rates as "one of the greatest thrills of my career" according to Bugel. He was all-OVC in 1963. He was elected team captain by his sophomore year. And he was hired by Western in 1964 as a graduate assistant coach.

He had escaped the steel-mill life.

"You went to college on a scholarship or you were going to work 8-4 or 4-12 in the mills," he ponders now.

His years at Western Kentucky not only pointed him toward a coaching career, it also formed the foundation for his personal life.

Brenda Sage, a Tennessee native, was working in the school's sports information office in 1968. Bugel, then an assistant coach, invited her for a date (to a basketball game). Three months later they eloped.

Now 21 years later, they have three daughters—Angie (20), Holly (17), and Jennifer (13)—and two female cats.

Bugel Notes

- Born:** March 10, 1940, Pittsburgh, Pa.
- High School:** Munhall H.S., Pittsburgh, Pa.
- Family:** Wife Brenda, daughters Angie (20), Holly (17), and Jennifer (13).
- Residence:** Paradise Valley, Ariz.
- Education:** Bachelor's degree (physical education), Western Kentucky Univ. (1963); master's degree (guidance and counseling), Western Kentucky Univ., 1964.
- Playing Experience:** Offensive guard, Western Kentucky Univ. (1960-62).
- Coaching Experience:**
 - Asst. Coach, Wash. Redskins, 1981-89
 - Offensive Coordinator (1981-82)
 - Asst. Head Coach-Offense (1983-89)
 - Asst. Coach, Houston Oilers, 1977-80
 - Offensive line coach
 - Asst. Coach, Detroit Lions, 1975-76
 - Offensive line coach
 - Asst. Coach, Ohio State, 1974
 - Asst. Coach, Iowa State, 1973
 - Asst. Coach, Navy, 1969-72
 - Asst. Coach, Western Kentucky, 1964-68
- Winning Ways:** In 15 years in the NFL, teams employing Bugel posted a 144-82 composite record (.637), a span that included 13 winning seasons, 8 playoff appearances (21 games), 6 conference championship games, and 3 Super Bowls.

"I'm surrounded by a lot of women," Bugel chuckles. "Seriously, I'm really proud of my family. I'm proud of my wife because she has been a strong force in my life."

Ironic Reunions

As a two-way star (offensive guard and linebacker) at Western Kentucky, Bugel always enjoyed the school's cross-state rivalry with Eastern Kentucky. That annual match-up now has taken an ironic twist because Eastern's star quarterback during Bugel's days at Western was current Arizona State Head Coach Larry Marmie. The two also began their coaching careers in the Ohio Valley Conference—Bugel at Western Kentucky and Marmie at Morehead (Ky.) State.

They used to share billing, now they'll share a stadium—Sun Devil Stadium.

"Larry was the class quarterback in the league," Bugel remembers. "The guy could beat you by himself so we had to do things to try to break his spirit. We tried to intimidate him ...

(Continued on page 10)

(Head Coach Joe Bugel continued from page 9)

knock him to the ground on every play ... throw mud on his shoes ... things like that."

Membership in the NFL's head-coaching fraternity also reunites Bugel with a former roommate—colorful Jerry Glanville, the new Atlanta head coach.

As assistant coaches at Western Kentucky (Bugel the offensive coordinator, Glanville the defensive coordinator), the two shared a makeshift office under the stands of the school's basketball bleachers and a tiny log cabin with no heat and one bed. At night, after flipping a coin to see who slept in the lone bed, the two would map their futures on the back of pizza boxes.

"The only things we ever ate were pizza and doughnuts," Bugel laughs. "We drew up plays on the pizza boxes after dinner."

Glanville reflects, *"That was as happy as I've ever been playing or coaching football. For Joe and me to end up head coaches in the NFL you send that script to Hollywood and they'd say it's too corny."*

Bugel and Glanville later reunited in 1976 on the Detroit Lions' staff.

Coaching Roots

Joe Bugel has drawn his coaching philosophies from the men who influenced him the most—coaches he worked for and played under. Bugel reflects on his most vivid recollections of each.

•Joe Gibbs, Washington Redskins: *"A tremendous problem solver. He worked through problems no matter how bad the situation."*

•Bum Phillips, Houston Oilers: *"A tremendous motivator of men. He made sure they were ready to play. He produced great team chemistry."*

•Rick Forzano, Navy and Detroit Lions: *"He was very organized. A great detail man. He had unmatched organizational skills."*

•Woody Hayes, Ohio State: *"He was the toughest taskmaster I've ever been around and absolutely relentless. A great coach. He related everything to warfare. He wanted to be General Patton. If he could have worn those two guns on the sideline, he would have. When he addressed the team, I could envision the same American flag behind him that you associate with Patton."*

•Earl Bruce, Iowa State: *"A Woody Hayes disciple and a total competitor. He emulated Woody in many ways."*

•Nick Denes, Western Kentucky: *"The most caring coach I've been around. He truly cared for his players. He loved them."*



•Jimmy Feix, Western Kentucky:
*"Like Nick Denes, also a players' coach.
 Players enjoyed playing for him."*

•Nick Kliskey, Munhall High School,
 Pittsburgh, Pa.: *"One of the toughest
 guys I've ever been around. He was so
 physical. He played center, fullback, and
 linebacker under Jock Sutherland at
 Pittsburgh and it showed. Everything
 was brute force and discipline. He put
 his foot up my rear end about three times
 a week. He left one lasting impression on
 me: 'If you are going to play football,
 you'd better be tough.'"*

The sum of the above is translated
 into the following by Bugel.

*"You'd like to treat everybody the
 same, but it isn't possible," he says.
 "What is possible and important is
 finding each individual's 'hot button.'
 Everybody has one! A coach has to find
 it. That may mean putting your arm
 around a player; it may mean kicking
 him in the butt.*

"I've never seen anyone successful cut corners. That's not the way to be successful.

*"Great character and talent can go a long way. Character plays a great part in
 professional athletics. You don't want to let your friends down. Team chemistry and
 character are the difference on winning teams. 'Character' is not just a word."*

Pedigree

In 15 years in the NFL, teams employing Bugel posted a 144-82 record (.637 winning percentage), including 13 winning seasons and eight playoff appearances. Besides two Super Bowl rings in three Super Bowl appearances, he has participated in six conference championship games and 21 playoff tilts.

At Washington, Bugel learned time is no consideration in the pursuit of winning.

"We had a room at the (Redskin) facility we called the Las Vegas room," Bugel ponders. "There were no clocks so you didn't have to worry about time. We're not worried about time here, either. Whatever it takes, we'll do. If you can get it done by midnight, fine. If you can't get it done until four in the morning, fine."

Bugel feels his background has prepared him well for the challenge of being a head coach in the National Football League.

"I've coached at small colleges, at a service academy, at the major-college level, and in the National Football League. I feel I've worked my way up the ladder," he says.

(Continued on page 12)



(Head Coach Joe Bugel continued from page 11)

"The Hogs"

Nothing symbolizes the emotional loyalty Bugel always has evoked from those around him more than two words: "The Hogs!"

"The Hogs" were Bugel's fabled offensive linemen in Washington. It's a name he unknowingly coined himself in practice in 1982 by yelling "Let's go, Hogs." When the linemen took to the label, Bugel ordered T-shirts that had to be worn once a week. The moniker went public and then national as the Redskins continued to win.

"The Hogs" became NFL chic and an autumn obsession in the nation's capitol.

But it goes further. "The Hogs" were a bonding. Bugel was not just their coach, he was a Hog, too. He made them believe they were as important to winning as the more highly-publicized positions.

His favorite expression: "My ways or Trailways."

"Joe has a way of making you believe you can do anything," says current Hog (tackle) Jim Lachey, Bugel's most recent star pupil.

Adds center Bostic, "He's a guy who loves his players. He's very protective of them. He'll do anything he can for his players."

"We grew together," Bugel says. "We had nine glorious years together. Those guys are responsible for me being where I am today."

Bugel always has been a leader. At one point in high school he had teammates believing it was fun to be on the second team. His teammates nicknamed him Deacon after a local tough guy who Bugel idolized.

Why?

"He was a street fighter. A brawler. He was a tough, tough guy. He never lost," Bugel explains.

At Western Kentucky, the squad included transfers from bigger-name programs like Kentucky and Tennessee. Bugel convinced them the small-college games were just as exciting as the Southeastern Conference.

"He brought all those transfers together and made them part of the team," offers Feix, now the athletic director at Western Kentucky. "He was able to submerge his own ego and feed their big egos. He was a terrific leader; a terrific motivator even as a player."

Super Bowl Rings

Two things nobody in Arizona has missed since Bugel's arrival adorn one finger on each hand. They're Bugel's two Super Bowl rings from his nine years in Washington. They're constant reminders of the price he knows must be paid to achieve the ultimate success in the National Football League.

During his first few days as the new Cardinal head coach, Bugel told the media he would quit wearing the rings in a few days to avoid confusing loyalties.

But he has decided to continue wearing them, saying, "I wear them to let myself know how hard it is to get there. Everybody wants a Super Bowl ring. But it takes a little extra preparation—blood, sweat, and tears—to get one. I hope the players ask me about them."

It's a dream he's not ashamed to discuss, even for the 5-11 Cardinal team he inherited.

"A lot of people feel we're not too far away," he offers. "Those injuries were impossible to overcome last year. We're on the right track here. We have impact football players."

Plan of Attack


Hustle. Attack. Hit. Fun. Consistency. Emotion. Communication. Excitement. Chemistry. And, of course, the omnipresent enthusiasm. Lots of words creep into any description of Bugel-style Cardinal football.

"Your team is going to play like your personality and our personality is going to be enthusiastic. We want to attack because in the NFC East, you can't be scared. You've got to tee it up and go after it," Bugel states. *"This is a tourist town but we can't be a tourist team. We've got to go East to those cold cities like Washington, New York, and Philadelphia and win. If we can pass that test, we will have a real advantage in Phoenix because of the heat. That heat is something to be proud of! We've got to be tough.*

"We want our great players to continue playing great and make our good players play great. We want to be a challenging football team, an entertaining football team. Practice habits are something we're going to talk about constantly. When you practice well and you practice hard, it will show up in the month of December when it's the dash for the cash. That's when you want to be real, real good. If you have a great practice tempo starting from the first day of training camp to the last week of the season, you're going to be successful."

Bugel's master plan is far from limited to the field. He believes success in the National Football League must encompass the entire organization.

"If everybody is on the same page, if you keep everybody informed and don't hold any secrets, talk to people, you'll have everybody pulling together. And your chances go up when you're one big family. Everyone has to respect everyone else in the organization. As head coach, I'm just one spoke in the wheel," Bugel feels.



Jerry Rhome

Offensive Coordinator

Jerry Rhome, a former NFL quarterback who spent five seasons (1983-87) on the Washington Redskins' coaching staff with new Phoenix head coach Joe Bugel, is the Cardinals' new offensive coordinator.

Rhyme, 47, spent last season as quarterbacks coach for the Dallas Cowboys where he honed the skills of Troy Aikman, the first selection of last year's NFL draft.

During his five seasons in Washington with Bugel, Rhyme coached veteran signal callers Joe Theismann and Doug Williams while also overseeing the development of young quarterbacks Mark Rypien and Jay Schroeder. Rhyme helped guide a Redskins' offense that finished in the NFL's top 10 four of his five seasons and qualified for two Super Bowls with two different quarterbacks (Theismann and Williams).

Rhyme's two other NFL coaching stops were San Diego as offensive coordinator (1988) and Seattle as quarterbacks/receivers coach (1976-77) and later offensive coordinator (1978-82) for the expansion Seahawks. During his Seattle stay, Rhyme nurtured his reputation for development of young quarterbacks with free agents Jim Zorn and Dave Krieg.

In 1963, the NFL Dallas Cowboys and American Football League N.Y. Jets drafted Rhyme to gain his professional rights prior to the senior season of his record-setting career at Tulsa. Rhome eventually played four seasons for the Cowboys (1965-68) as a back-up quarterback before concluding his playing career with Cleveland (1969), Houston (1970), and the Los Angeles Rams (1971-72).

The Heisman Trophy runner-up and Walter Camp Trophy recipient in 1964, Rhome began his collegiate playing career at Southern Methodist (1960-61) before transferring to Tulsa where he set 17 NCAA passing records. He returned to his alma mater to break into the coaching ranks from 1973-75 following his playing career.

Rhyme also earns credit for the early development of former Tulsa and Seattle Seahawk wide receiver Steve Largent, the NFL's all-time leading pass receiver. As quarterbacks and receivers coach and offensive coordinator at Tulsa for three years and later as quarterbacks and receivers coach at Seattle for seven campaigns, including the title of offensive coordinator for the last five years, Rhome tutored Largent during the early stages of his record-shattering career.

Rhyme, a Dallas native, and his wife, Sharon, have three children—daughters Shannon (20), and Nicole (17), and son Brett (10).



Joe Pascale

Defensive Coordinator

Joe Pascale, the Cardinals' linebackers coach the past four years, was promoted to the position of defensive coordinator by new Phoenix head coach Joe Bugel.

A veteran of 23 years of coaching, Pascale joined the Cardinals in 1986 after serving as defensive backs coach for the USFL's New Jersey Generals from 1984-85.

Prior to his USFL tenure, Pascale held assistant positions in the Canadian Football League (CFL). He served two seasons with the Ottawa Rough Riders, handling the defensive line in 1982 and quarterbacks and receivers in 1983. Previously, he was employed by the Montreal Alouettes, working as defensive line coach and player personnel director in 1980, then promoted to defensive coordinator in 1981 when he also assumed the defensive line and special teams duties.

The 44-year-old Pascale entered the coaching field in 1967 as a graduate assistant at the University of Connecticut where he starred as an all-East linebacker as a senior. After two seasons as an assistant coach for UConn's freshmen team, Pascale moved to the University of Rhode Island in 1970. He coached four years at Rhode Island, overseeing the linebackers for one season and serving as defensive coordinator and secondary coach from 1971-73.

Pascale accepted a job at Idaho State with similar coordinator responsibilities in 1974 and was then appointed the Bengals' head coach in 1976. He moved to Princeton, spending one season as linebacker coach and two campaigns as defensive coordinator and secondary coach.

Pascale has spent 19 as a defensive coach. During his tenure with the Generals, the team advanced to the USFL playoffs both years with records of 11-7 in 1985 and 14-4 in 1984. Pascale came to the Cardinals after being associated with playoff teams in each of his previous six seasons in professional football.

A native of New York City, he earned bachelor's and master's degrees in education at Connecticut and completed an advanced graduate curriculum in education administration at UConn as well.

Born April 17, 1946, Pascale and his wife, Lucille, have a 13-year-old son, Joseph.



Ted Cottrell

Defensive Line

Ted Cottrell, who helped mold the Buffalo Bills' defensive line into one of the NFL's strongest units as the Bills' defensive line coach the past four seasons (1986-89), will coach the same position for the Cardinals.

Under Cottrell, Buffalo nose tackle Fred Smerlas (1988) and defensive end Bruce Smith (1987-89) earned trips to the Pro Bowl and the 1988 Bill defensive unit ranked first in the American Football Conference.

Cottrell received his first taste of professional coaching as an assistant to Marv Levy in Kansas City (1981-82) as linebacker coach followed by two seasons (1984-85) as defensive line coach for the USFL New Jersey Generals. He joined the Bills and rejoined Levy in 1986.

A native of Chester, Pa., Cottrell, 42, entered the coaching ranks at his alma mater, Rutgers, from 1973-80, including one year as defensive coordinator (1980) after serving as defensive line coach for the first seven seasons (1973-79). In 1976, Rutgers led the nation in total defense, rushing defense, and scoring defense, and finished unbeaten with a no. 17 national ranking. He returned to Rutgers for one season in 1983 as defensive coordinator following his first professional position in Kansas City.

Chosen in the seventh round of the 1969 draft by Atlanta, Cottrell played two seasons as a linebacker with the Falcons (1970-71) and completed his playing career with the Canadian Football League Winnipeg Blue Bombers (1972).

He and his wife, Barbara, have one son, Theodore (7).



Bobby Hammond

Running Backs

Former NFL running back Bobby Hammond, 38, the New York Jets' running backs coach the past seven seasons, begins his first season coaching the same position for the Cardinals.

In 1988, three of Hammond's proteges—Freeman McNeil (944 yards), Johnny Hector (561 yards), and Roger Vick (540 yards)—finished among the top 20 rushers in the AFC, making the Jets' trio the three highest-ranking backs on one team in the NFL.

Hammond played five seasons in the NFL—three and one-half with the New York Giants and one and one-half with Washington. The highlight of his playing career came in 1977 when he was the Giants' most valuable player with 1,466 combined yards, posted a team-high 577 yards rushing, and finished second in the NFL with a 10.4-yard punt



return average.

Following his midseason release in 1979, Hammond joined the Redskins where he rushed for 265 yards on 45 carries and caught 24 passes for 203 yards in 1980.

The all-time career rushing leader at Morgan State University with 2,548 yards on 590 rushes, Hammond surpassed the collegiate exploits of Leroy Kelly and Frenchy Fuqua at the Baltimore, Maryland school from 1971-75.

A native of Orangeburg, South Carolina, Hammond attended high school in Bayside, New York where he was a three-year all-city football standout. He and his wife, Deborah, have three children—sons Robert (11) and Jon (9), and daughter Alexandria, (4).

Jim Johnson

Defensive Secondary

Jim Johnson, the Cardinals' defensive line coach the past four seasons, moves to the Phoenix secondary in 1990 to tutor the team's defensive backs for new head coach Joe Bugel.

Johnson, a 23-year coaching veteran at the professional and collegiate levels, began his professional coaching career with one-year stints at Jacksonville (1985) and Oklahoma (1984) in the United States Football League following seven years on the Notre Dame coaching staff.

He joined the Fighting Irish as secondary coach in 1977 when the school claimed the national championship. In 1981 under Head Coach Gerry Faust, Johnson was promoted to defensive coordinator and then to assistant head coach in 1983. In 1980, his defenders ranked fifth nationally in scoring defense, while his 1982 and 1983 clubs finished 10th and 14th, respectively, in NCAA total defense.

An all-Big Eight quarterback and team most valuable player at Missouri in 1962, Johnson played in three post-season games—the 1960 Orange Bowl, and 1962 Bluebonnet Bowl, and the East-West Shrine Game following his senior season. He was named the Bluebonnet Bowl's MVP.

Following his college days, Johnson played two seasons with the Buffalo Bills from 1963-64.

He launched his coaching career at Joplin (Mo.) High School in 1965. After two seasons at Joplin, Johnson was named head coach at Missouri Southern College in 1967. He later served four-year college tenures at Drake (1969-72) and Indiana (1973-76) as defensive coordinator and linebacker coach, respectively.

In all, Johnson coached in six bowl games—1971 Pecan, 1972 Pioneer, 1977 and 1978 Cotton, 1980 Sugar, and 1982 Liberty.

Born May 26, 1941 in Maywood, Ill., Johnson earned a bachelor's degree in education and a master's degree in physical education at Missouri.

He and his wife, Vicky, have two children, Scott (24) and Michelle (22).



Tom Lovat

Offensive Line

Tom Lovat completed the first Phoenix coaching staff of new Head Coach Joe Bugel when he was named the team's new offensive line coach.

Lovat, 51, is a former head coach at the University of Utah and an ex-Cardinal assistant coach who logged nine seasons in the NFL prior to spending last fall as the offensive line coach at Wyoming.

Lovat spent 1985-88 with the Indianapolis Colts as assistant head coach-offensive line following three seasons (1981-84) in St. Louis as the Cardinals' offensive line coach and one campaign (1980) coaching the same position for Green Bay. His first professional job was as a defensive coach for the CFL Saskatchewan Roughriders in 1971.

A native of Bingham Canyon, Utah, Lovat is a 1961 graduate of the University of Utah where he was a three-year football and baseball letterman for the Utes, earning all-Skyline Conference accolades on the diamond.

While completing his 1968 master's degree at Utah, Lovat began his coaching career in 1967 with the Utes and later at Idaho State. He returned to Utah in 1972 as an assistant and was named the school's head coach in 1974, a position he held through the 1976 season.

Lovat moved to Stanford with Head Coach Bill Walsh from 1977-79 before joining Head Coach Bart Starr's staff at Green Bay.

Lovat and his wife, Lyn, have three children—daughter Johna (27) and sons Matthew (22) and Mark (20).



Mike Murphy

Defensive Assistant & Quality Control

Mike Murphy, a member of the Detroit Lions' coaching staff the past five years under head coaches Darryl Rogers and Wayne Fontes, joins the Cardinals as a defensive assistant and quality control coach.

Murphy, 45, an offensive assistant and linebackers coach for the Lions who will assist Cardinal defensive coordinator Joe Pascale with the Phoenix linebackers, brings a 25-year coaching resume to his new position.

Following his playing days as a guard and linebacker at Huron (S.D.) College, the New York City native began his coaching career in 1966 in Woonsocket, S.D. and later in the Colorado prep ranks in Boulder and Denver.

He moved into the collegiate arena as an assistant at the University of Vermont



(1970-73) as defensive line coach and at Idaho State (1974) where he advanced to defensive coordinator by 1976. The following year he became linebackers coach at Western Illinois, then moved into the professional ranks as defensive coordinator for the Saskatchewan Roughriders of the Canadian Football League (1979). He later spent one season as defensive line coach for the Chicago Blitz of the United States Football League in 1984.

Murphy has two children—son Sam (18) and daughter Sarah (15).

Ted Plumb

Receivers

Ted Plumb, a 16-year NFL coaching veteran, is the Cardinals' new receivers coach.

Most recently, Plumb served Philadelphia as assistant head coach-offense from 1986-89 during the Eagles' rise to the playoffs and the development of Pro Bowl quarterback Randall Cunningham. Plumb spent the previous six seasons in Chicago as receivers coach for the Bears, including the 1985 Super Bowl championship season.

Plumb, 50, broke into the professional ranks as offensive backfield coach for the New York Giants in 1974 before moving to Atlanta as quarterbacks and receivers coach for the Falcons from 1977-79.

A native of Reno, Nevada, Plumb was raised in northern California and played for the Buffalo Bills in 1962 following a successful collegiate career as a wide receiver at Baylor. He began his coaching career in the Texas prep ranks at Raymond High School (1963-64) and Lubbock High School (1965) before moving to Cerritos (Calif.) Junior College from 1966-67.

Three seasons (1968-70) at Texas Christian as receivers/tight ends coach, one (1971) at Tulsa and two (1972-73) at Kansas in the same role followed before his initial NFL job with the Giants in 1974.

Plumb and his wife, Marianna, have three children—sons Loyal (28) and John (27) and daughter Molly (21).



Pete Rodriguez

Special Teams

Former University of Arizona graduate assistant coach Pete Rodriguez, a 24-year coaching veteran at the high school, college, and professional levels who spent the past two seasons as special teams coach of the Los Angeles Raiders, will coach the same position for the Phoenix Cardinals.

A Chicago native, Rodriguez spent the 1968-69 seasons at Arizona coaching linebackers under head coaches Darrell Mudra and Bob Weber following his collegiate playing career as a offensive guard and linebacker at Western State College in Colorado and two years as a high school head coach in Colorado.

He later served as defensive coordinator at Western Illinois (1970-73), Florida State (1974-75), and Iowa State (1976-78) before a four-year stint as head coach at Western Illinois from 1979-82.

Rodriguez, 49, broke into professional football in 1983-84 as defensive line coach for the USFL Michigan Panthers and spent the 1985 season as defensive line coach for the USFL's Denver Gold. After the Gold merged with the Jacksonville Bulls following the 1985 season, Rodriguez made stops as defensive coordinator at Northern Iowa in 1986 and the Canadian Football League's Ottawa Rough Riders in 1987.

Born July 25, 1940, Rodriguez has two daughters—Regina (25), and Marla (23),



Bob Rogucki

Strength & Conditioning

Bob Rogucki (row-GUS-key), strength and conditioning coach at West Point the past seven years, begins his first year in the same capacity for the Cardinals.

Rogucki, 37, also recently worked as an assistant for the Washington Redskins during their summer training camps at Dickinson College in Carlisle, Pa.

Rogucki joined the staff at West Point in 1983 after similar posts at Weber State (1982) and as an assistant at Penn State (1981).

A native of Rosemont, West Virginia, he was an offensive lineman and linebacker as a high school and college athlete and graduated from Glenville State College in his home state in 1975. He then coached football, basketball, and baseball on the high school level before his first college coaching stint in 1981 at Penn State.

The author of several articles on strength and conditioning and a frequent speaker at clinics and public engagements, Rogucki and his wife, Mary, have two children—son Charlie (10) and daughter Katie (6).



George Boone

Director of Player Personnel

George Boone, a 22-year veteran of the Cardinals' organization, has served as director of player personnel since 1973.

He oversees the club's scouting and drafting operations, directs eight full-time scouts, and manages the team's involvement with the National Scouting combine, a personnel organization utilized by most NFL teams in pooling scouting reports.

Before joining the Cardinals, Boone held a scouting position with Central-Eastern Professional Organization (CEPO), a scouting combine also used by NFL teams. He worked three years for CEPO before accepting the assistant player personnel director's post with the Cards in 1968.

A native of Louisville, Kentucky, the 52-year-old Boone is an alumnus of the University of Kentucky where he was a three-year starter at offensive and defensive tackle from 1957-59. He earned his bachelor's and master's degrees in education at Kentucky where he also served as an assistant football coach for six years (1960-65).

He and his wife, Dedee, have four daughters and a son. They reside in Phoenix.



Bill Bidwill, Jr.

Scout

Bill Bidwill, Jr., who, like his father, grew up actively participating in many phases of the club's football operation, begins his fifth season as a member of the scouting staff.

Born in St. Louis, Bidwill followed his father's lead by attending Georgetown University in Washington, D.C., majoring in finance and earning a bachelor's degree in business administration in 1985. He also played four years of rugby for Georgetown during his undergraduate days.

Since joining the team's scouting staff in 1985, Bidwill has worked closely with Player Personnel Director George Boone. In 1988, Bidwill engineered the department's conversion to a computerized scouting information data bank. The club's scouting staff now sports laptop computers and floppy disks instead of volumes of notebooks and handwritten reports.

He also is co-producing the Cardinals' weekly team television show for the second consecutive season.

Bidwill and his wife, Nicole, reside in Tempe, Ariz. with their daughter, Josephine (1).



Bo Bolinger

Scout

Bo Bolinger, a 19-year member of the Cardinals' organization, is primarily responsible for collegiate scouting in the far West region of the United States.

Prior to joining the Cardinals in 1971, Bolinger coached on the collegiate level for 11 years and spent two seasons as offensive line coach with the Calgary Stampeders of the Canadian Football League (CFL).

He began his coaching career as a graduate assistant at the University of Oklahoma in 1956 following his playing days with the Sooners. After a stop on the high school level, Bolinger coached the offensive and defensive lines at the University of Denver from 1958-60. He accepted the defensive coordinator's post at Tulsa the following season, handling that role for two years.

In 1963, he moved to New Mexico as offensive and defensive coordinator. After five years with the Lobos, Bolinger spent one season (1968) as offensive coordinator at Utah State before joining the CFL.

As an Oklahoma player, Bolinger earned all-America recognition in 1955 and twice was named an all-Big Eight Conference guard.

The 57-year-old Bolinger and his wife Barbara have three daughters and four grandchildren and live in Tempe, Ariz.



Harry Gilmer

Scout

Harry Gilmer, a 27-year veteran of NFL coaching, begins his eighth season as a Cardinal scout.

Gilmer began his coaching and scouting career with the Pittsburgh Steelers in 1957. Four years later, he joined the Minnesota Vikings in a similar capacity.

In 1965, he was named head coach of the Detroit Lions, a position he held for two seasons, before arriving in St. Louis in 1967 for the first of two tenures as the Cardinals' quarterbacks coach.

In 1970, he tutored the signal-callers in Atlanta only to return to St. Louis in 1975 for a seven-year stint as quarterbacks coach.

An all-America quarterback at the University of Alabama, Gilmer was the first player chosen in the 1948 NFL Draft by Washington. He earned all-pro honors in 1950 and '52 before retiring as a player after the 1956 season.

Gilmer and his wife, Katherine, reside in O'Fallon, Mo. They have a son, three daughters, and four grandchildren.



Jerry Hardaway

Scout

Jerry Hardaway, who has coached extensively at the college and high school levels, begins his third season on the Cardinals' scouting staff.

The 38-year-old Hardaway coached running backs and the defensive secondary during a three-year tenure at California (1984-86) where he also coordinated the Golden Bears' film exchange program and was utilized in the school's national recruiting efforts.

Prior to joining the Cal staff, Hardaway spent six seasons (1978-83) under the legendary Eddie Robinson as running backs and special teams coach at Grambling State. During his stay at Grambling State, the Tigers registered a 49-14-4 record with four conference championships.

He began his collegiate coaching career at Memphis State where he tutored tight ends, offensive tackles, and special teams from 1975-77.

Hardaway also coached on the high school level, serving as head coach of Bolton High School in Memphis-Arlington, Tenn. in 1974 and head coach and athletic director at his alma mater, Salesian Prep School in Richmond, Calif., just prior to joining the Cardinals.

As a player, Hardaway lettered as a fullback and tight end at Southern Illinois University where he served as co-captain in 1973.

Hardaway graduated from SIU with a degree in speech education in 1974 and earned a master's degree in sports administration at Grambling State in 1979. He and his wife, Lisa, have a son, Jason (3), and a daughter, Jheri (1). They reside in Cary, N.C.



Bill Jobko

Scout

Bill Jobko begins his second season on the Cardinals' scouting staff following a 23-year playing, coaching, and administrative career with the Atlanta Falcons' organization.

The 54-year-old Jobko served the Falcons as a scout for 10 years, as linebackers coach in 1968, and most recently as director of pro personnel from 1978 through the 1988 season after finishing his nine-year playing career as the Falcons' defensive captain during the team's inaugural 1966 season in Atlanta.

The former NFL linebacker also played for the Rams (1958-62) and Vikings (1963-65).

A standout linebacker and offensive guard as a collegian at Ohio State, Jobko played on Buckeye teams that won three Big Ten championships, two Rose Bowls (1955, '58), and two national championships (1954, '57). He was named most valuable player of the '57 national titleist.

Jobko and his wife, Julie, the parents of five children, reside in Lilburn, Ga.



Hank Kuhlmann

Scout

Hank Kuhlmann, the Cardinals' running backs coach the past four seasons who served as the team's interim head coach for the final five games of 1989, moves into the team's scouting department after 27 years as a coach that also included NFL stops at Green Bay and Chicago.

The 52-year-old native of Webster Groves, Mo. received his bachelor's and master's degrees in physical education from the University of Missouri before playing four years as a catcher in the St. Louis baseball Cardinals' organization from 1959-62.

Kuhlmann then returned to his alma mater to serve for three years (1963-65) as Missouri's freshman football coach.

In 1966, he was promoted to running backs coach, contributing to Tigers' teams that appeared in the 1968 Gator Bowl and 1969 Orange Bowl.

Kuhlmann joined the professional ranks as Green Bay's special teams coach in 1972, the season the Packers won the NFC Central Division title. In 1975, he followed Packers' Head Coach Dan Devine to Notre Dame, assuming running backs and special teams duties. Kuhlmann's stay in South Bend was highlighted by a national championship and Cotton Bowl title in 1977 and an appearance in the 1976 Gator Bowl.

After three seasons at Notre Dame, he returned to the NFL as running backs and special teams coach for the Chicago Bears. With Kuhlmann honing the exceptional skills of Walter Payton, the Bears gained a wild-card playoff berth in 1979.

In 1983, Kuhlmann became assistant head coach of the Birmingham Stallions, coordinating the offense and serving as running backs and special teams coach. Under his tutelage, Birmingham led the USFL in rushing in both 1983 and '84. In addition, the Stallions won the 1984 Southern Division crown and 1985 Eastern Conference title.

Kuhlmann and his wife, Donna, have two children, Jeff (21) and Tracey (13).



Cardinal Travel Accommodations

City	Game Date	Opponent	Hotel	Hotel Phone
Los Angeles	Aug. 25	Rams	Doubletree at the City	714/634-4500
Denver	Aug. 31	Broncos	Denver Marriott Southeast	303/758-7000
Washington	Sept. 9	Redskins	Hyatt Crystal City	703/418-1234
Philadelphia	Sept. 16	Eagles	Philadelphia Airport Marriott	215/365-4150
New Orleans	Sept. 23	Saints	Intercontinental	504/525-5566
New York	Oct. 21	Giants	The Meadowlands Hilton	201/348-6900
Miami	Nov. 4	Dolphins	Ft. Lauderdale Marina Marriott	305/463-4000
Buffalo	Nov. 11	Bills	Buffalo Hilton	716/845-5100
Atlanta	Dec. 9	Falcons	Atlanta Marriott Marquis	404/586-6060
Dallas	Dec. 16	Cowboys	Summit Hotel	214/243-3363

Red Phillips

Scout

Aubrey “Red” Phillips, a former 19-year veteran of the San Diego Chargers’ scouting and personnel departments, begins his fifth season as a full-time Cardinal scout.

Phillips, 59, spent 1985 with National Football Scouting, Inc. which scouts the top 100 college players in the United States. He worked nearly two decades with the Chargers, rising from a scout in 1967 to director of player personnel in 1975. He became chief scout for San Diego in 1979, a position he held for five years.

A former center and linebacker at Texas Tech, Phillips played professionally in Canada for Saskatchewan. He also coached at Texas Tech, Southwest Louisiana and Northwest Louisiana.

Born in Abbott, Texas, Phillips and his wife, Kay, have three sons and two daughters and reside in Escondido, Calif.



Stan West

Scout

Stan West, who became the first full-time scout in Cardinal history in 1965, begins his 25th season with the organization in 1990. A senior member of the scouting department, he is assigned to the near West region of the country.

Prior to joining the Cardinals, West served as an assistant coach for the Minnesota Vikings from 1961-64.

An all-America lineman at the University of Oklahoma in 1949, he was the Los Angeles Rams’ first-round draft choice the following year. He was named to the Pro Bowl in only his second season as a linebacker in 1951, the year the Rams defeated Cleveland for the NFL championship, and again in ‘52. West played for Los Angeles until 1955 when he joined the New York Giants. The following two seasons he played for the Cardinals in Chicago.

A Norman, Oklahoma resident, West and his wife, Mary Frances, have two sons and three grandchildren.



John Omohundro

Head Trainer

John Omohundro begins his 24th season with the Cardinals and his 20th as head trainer.

Following high school graduation, Omohundro was named head trainer at the College of Southern Utah in 1961. The following year, he enrolled at the University of Wyoming where he remained until joining the Cardinals in 1967.

He served as the Cardinals' assistant trainer for four seasons from 1967-70 before his promotion to head trainer in 1971.

A native of Salt Lake City, Omohundro, his wife, Martha, and their two sons, Johnny (16) and Jimmy (14), and daughter, Neely Anne (9), live in Tempe, Ariz.



Jim Shearer

Assistant Trainer

Jim Shearer enters his 17th year with the Cardinals, assisting in all aspects of the training and medical areas.

A graduate of the University of Wyoming with a degree in physical education, Shearer worked in Gillette, Wyo. as the city's assistant recreation director and head trainer at Gillette High School before returning to Wyoming as a graduate assistant trainer in 1973-74. He joined the Cardinals in 1974.

Born in Worland, Wyo., Shearer and his wife, Nelma, have a son, Christopher (12), and a daughter, Sarah (8). They reside in Tempe, Ariz.



Jeff Herndon

Assistant Trainer

Now in his fifth season on John Omohundro's Cardinal training staff, Jeff Herndon earned his master's degree in physical education from Syracuse University in 1985 after his undergraduate work at the University of Missouri.

A native of Boone County, Mo., the 29-year-old Herndon first worked with the Cardinals during the 1984 and '85 preseason training camps. He followed that initiation as athletic trainer at Tascosa High School in Amarillo, Tex. for one year before rejoining the Cardinals in 1988.

Herndon is single and resides in Phoenix.



Mark Ahlemeier

Equipment Manager

Mark Ahlemeier succeeded 21-year equipment manager Bill Simmons in April, 1987 following six years as the club's assistant equipment manager.

Ahlemeier, 32, was born in St. Charles, Mo. and raised in nearby Woodson Terrace. He attended Ritenour High School and Florissant Valley College in St. Louis.

An avid golfer and sports enthusiast, Ahlemeier and his wife, Patti, have one daughter, Mandy (2). They reside in Tempe, Ariz.



Cardinal-KTAR Radio Network

Station	City	Station	City
KBAS.....	Bullhead City	KRVZ.....	Springville
KDAP.....	Douglas	KTUC.....	Tucson
KVNA.....	Flagstaff	KEZC.....	Yuma
KAAA.....	Kingman	KQEO.....	Albuquerque, N. Mex.
KIKO.....	Miami	KRZE.....	Farmington, N. Mex.
KXAZ.....	Page	KGAK.....	Gallup, N. Mex.
KLPZ.....	Parker	KMIK.....	Santa Fe, N. Mex.
KRIM.....	Payson	KNFT.....	Silver City, N. Mex.
KYCA.....	Prescott	KMOX.....	St. Louis, Mo.
KATO.....	Safford		

(Note: Network as of July 15, 1990)

Steve Christensen

Assistant Equipment Manager

Steve enters his third year as the Cardinals' assistant equipment manager, aiding department head Mark Ahlemeier in all phases of the team's logistical and equipment preparations.

Born in St. Cloud, Minnesota, Christensen attended Bozeman (Mont.) High School before enrolling at New Mexico State University and later Western Montana College to study art education.

After working at both schools as a student equipment manager, the 31-year-old Christensen was appointed to the equipment staff at Arizona State University as an assistant in 1982. He joined the Cardinals in June of 1988 shortly after the team's move to Arizona.

An avid racquetball player and runner, Steve ran in the 1984 Phoenix Marathon. He and his wife, Lauri, reside in Chandler, Arizona.



Benny Greenberg

Video Director


Benny Greenberg begins his 25th year of affiliation with the Cardinals in 1990 as the team's video director.

A St. Louis native who spent his entire life in the Gateway City before the Cardinals' move to Arizona, Greenberg, 64, owned and operated photography stores until five years ago in addition to his film and video duties with the Cardinals that includes videotaping games and all practices. He also worked as a cameraman for St. Louis television stations, positions he held concurrently with part-time work with the Cardinals that began in 1966. He joined the Cards on a full-time basis in 1970.

Greenberg, who studied mechanical engineering at Washington University in St. Louis for three years in the 1940s, and his wife, Bebe, reside in Scottsdale, Ariz. They have two sons—Mark (38) and Berry (36)—and two grandchildren.



ers Players Players Pl
yers Players Players Pl
Players Players Players Pl
Players Players Players Pl
Players Players Players Pl
Players Players Players Pl
Players Players Players Pl
Players Players Players Pl
Players Players Players Pl
Players Players Players Pl
yers Players Pl
yers Players Pl
yers Players Pl
yers Players Pl
yers Players Pl
yers Players Pl
yers Players Pl
yers Players Pl



Pro Bowl strong safety Tim McDonald.

Rob Awalt

80 • H-Back

6-5 • 248 • San Diego State • Fourth Year • Third Round, 1987

Pro Career: Entering his fourth year, has developed into one of the finest receiving talents at his position in the league ... his role in offense this year may be more diverse with potential influence of Washington Redskins' offense under new head

Son of U.S. Army officer, born in Landstuhl, West Germany, and moved to Sacramento, Calif. at age two.

coach Joe Bugel ... corralled nine passes for 97 yards and one touchdown in dynamite NFL debut at tight end vs. Philadelphia (Nov.

1, 1987), then cruised to a total of 42 receptions for 526 yards and six scores to earn all-rookie acclaim ... his 42 receptions were most by any NFC rookie and second most by any NFL tight end (N.Y. Giants' Mark Bavaro, 55) in '87 ... that total also most by Cardinal tight end since Jackie Smith's 43 for 561

yards in 1969, and only one grab shy of club's all-time rookie mark of 43 by end Gern Nagler (43-610) in 1953 ... followed with 39 and 33 grabs the past two seasons, respectively, and his performance has been a barometer of the Cardinals' fortunes since.

1989: Finished fourth on team in receiving with 33 receptions, though production was lowest of his NFL career ... snared four aerials for 65 yards in opener vs. Detroit (Sept. 10), including key 19-yarder in fourth quarter to set up Cards' only touchdown of day in thrilling 16-13 triumph ... gathered in season-best six receptions for 105 yards in 24-20

win over Dallas (Nov. 12). **1988:** Minor knee surgery in off-season failed to diminish his effectiveness as he hauled in 39 passes for 454 yards and four touchdowns ... ran string of consecutive starts catching a pass to 19

before being shut out vs. San Francisco (Nov. 6) ... suffered moderate ankle sprain during practice week of Rams' contest and was originally thought to be out of action, but managed to recover in time to snare key 27-yard grab in 41-27 victory (Oct. 2) ... though blanked in first half, pulled in three passes in fourth quarter vs. Dallas (Oct. 31) in 16-10 victory ... snared career-long 52-yard scoring toss from Cliff Stoudt vs.

Houston (Nov. 20) ... piled up three or more catches eight times. **1987:** Replacing injured Jay Novacek (fractured right elbow) at midseason, emerged as one of NFL's prize rookies ... reeled in several post-season honors, including *The Sporting News'* NFL

rookie-of-the-year ... also named to all-pro second team by Newspaper Enterprise Association ... in addition, voted to every NFL all-rookie team (UPI, *Pro Football Weekly*, PFWA, and *Football Digest*) ... his six touchdown receptions

Twice tied Jackie Smith's club single-game record for tight ends with nine receptions against Philadelphia (Nov. 1) and Tampa Bay (Nov. 8) in 1987.

equalled Cards' single-season record for rookie, also set by Nagler in 1953 ... after his dramatic pro debut, returned the following week to post nine catches for 124 yards and one touchdown in 31-28 win vs. Tampa Bay (Nov. 8) ... both nine-reception days tied club's modern-day record for tight end (held by Jackie Smith and Jay Novacek). **College/**

Personal: All-Western Athletic Conference pick led Aztecs to



Stricken with Thoracic Outlet Obstruction Syndrome as San Diego State junior, the same neurovascular condition that Houston Astros' pitcher James Rodney Richards experienced. The problem was corrected by removing rib and rerouting artery and nerve.

Caught 43 passes for 526 yards and six touchdowns in final nine games of 1987 season to earn *The Sporting News* 1987 rookie-of-the-year award.

conference title with 45 catches for 541 yards and two touchdowns as senior ... tabbed all-America third team by AP and second team PFWA honors as senior in addition to all-WAC accolades ... participated in East-West Shrine Game and Senior Bowl ... transferred to San Diego State from Sacramento City College ... operated out of wishbone offense at Sacramento City College, catching 16 passes for 184 yards as sophomore ... accepted football scholarship to Nevada-Reno to play quarterback ... as redshirt freshman on scout team, faced defensive end Charles Mann (Redskins) in daily practices ... all-Valley quarterback at Sacramento's Valley High, completing over 60 per cent of his passes for 1,500 yards as senior ... his high school coach failed him in physical education class, preventing him from playing football one season ... also played free safety and linebacker in high school, and started as catcher and first baseman on prep baseball team ... criminal justice major at SDSU ... born April 9, 1964 ... resides in Phoenix, Ariz. with wife, Sari.

Receiving

Year	No.	Yds.	Avg.	Long	TD
1987	42	526	12.5	35	6
1988	39	454	11.6	52t	4
1989	33	360	10.9	28	0
Totals	114	1,340	11.8	52t	10

Rushing

Year	No.	Yds.	Avg.	Long	TD
1987	2	-9	-4.5	-1	0
1988	0	0	0.0	0	0
1989	0	0	0.0	0	0
Totals	2	-9	-4.5	-1	0

Games (Starts)—1987: 12(9). 1988: 16(15). 1989: 16(15). Totals: 44(39).

Additional Statistics—One pass attempt, 1989.

Single-Game Career Bests—**Yards Receiving:** 124 vs. Tampa Bay, Nov. 8, 1987. **Receptions:** 9 vs. Philadelphia, Nov. 1, 1987; 9 vs. Tampa Bay, Nov. 8, 1987. **Longest Reception:** 52t at Houston, Nov. 20, 1988. **TDs Receiving:** 1 ten times.

Tony Baker

44 • R-Back

5-10 • 190 • Fourth Year • East Carolina • Free Agent, Sept. 27, 1989

Pro Career: Plagued by untimely injuries, has yet to see his first full season of activity in pro ranks ... came to Cardinals as free agent from Cleveland after being drafted by Atlanta in 1986 ... wrist injury, then two knee injuries, have kept him from seeing any extensive, sustained play ... has ability to return kickoffs in addition to play in backfield. **1989:** Signed

as reserve back Sept. 27 after Stump Mitchell underwent reconstructive knee surgery ... played in 10 games for Cardinals with two starting roles ... finished season with 31 yards rushing in 20 attempts, two pass receptions for 18 yards, and 11 kickoff returns for 245 yards and 22.3-yard average ... saw starting roles in weeks 13 and 14 vs. Washington (Dec. 3) and at L.A. Raiders (Dec. 10) ... led club in

Led East Carolina in rushing as both freshman (1982) and senior (1985).



(Continued on page 32)

(Tony Baker continued from page 31)

kickoff return average (22.3), including 33-yarder to post fine 24.7 mark on three returns vs. N.Y. Giants (Nov. 5) ... of his 11 kickoff returns, four went for 25 yards or more. **1988:** Placed on injured reserve during training camp (July 16) with knee injury ... activated from injured reserve list Nov. 12 and played in four games ... saw first

Played collegiately at ECU with Redskins RB Earnest Byner and Steelers G Terry Long.

action at Miami (Dec. 12) and responded with two carries for 19 yards, including 13-yarder. **1987:** Re-signed with Cleveland Feb. 2 ... survived training camp and preseason,

but placed on injured reserve list Sept. 7 with wrist injury and missed entire season. **1986:** Drafted by Atlanta in 10th round of NFL draft ... waived on final roster cutdown (Sept. 9), then re-signed Oct. 9 ... in six games with Falcons, carried the ball once for three yards ... waived by Atlanta and claimed by Cleveland Oct. 20 ... on active roster for four games, appearing in two before being waived by Browns Nov. 22.

College/Personal: Lettered four years for East Carolina, ending collegiate career as second all-time leading rusher with 2,825 yards, good for 5.1 average per carry ... first-team all-Southern Independent and honorable mention AP all-America honors as senior ... lettered in football and track at T. Wingate Andrews High in High Point, N.C. ... born June 11, 1964 ... he and his wife, Yvonne, have a son, Toney (June 16, 1986) and expect their second child in October.

Rushing

Year	No.	Yds.	Avg.	Long	TD
1986*	1	3	3.0	3	0
1987**	-	-	-	-	-
1988**	3	19	6.3	13	0
1989	20	31	1.6	6	0
Totals	24	53	2.2	13	0
Cards	20	31	1.6	6	0

*Atlanta **Cleveland

Receiving

Year	No.	Yds.	Avg.	Long	TD
1986*	-	-	-	-	-
1987**	-	-	-	-	-
1988**	-	-	-	-	-
1989	2	18	9.0	9	0
Totals	2	18	9.0	9	0
Cards	2	18	9.0	9	0

*Atlanta **Cleveland

Kickoff Returns

Year	No.	Yds.	Avg.	Long	TD
1986*	-	-	-	-	-
1987**	-	-	-	-	-
1988**	-	-	-	-	-
1989	11	245	22.3	33	0
Totals	11	245	22.3	33	0

*Atlanta **Cleveland

Games (Starts)—*1986: 4 (0), **1987: 0 (0), **1988: 4 (0), 1989: 10 (2), Overall: 18 (2), Cards: 10 (2); Atlanta: 4 (0); Cleveland: 4 (0), *Atlanta **Cleveland

Anthony Bell

55 • Linebacker

6-3 • 235 • Fifth Year • Michigan State • First Round, 1986

Pro Career: Impressive package of physical talents who last year showed worth as fifth player selected overall and first linebacker in 1986 NFL draft ... enjoyed all-around fine 1989 season with statistical superlatives in nearly every category ... wrestled starting left linebacker job away from eight-year veteran Charlie Baker in 1987 and has started last three

Fifth choice overall in 1986 NFL draft.

seasons ... has bagged 282 tackles during four campaigns with Cardinals ... underwent arthroscopic surgery on left knee for minor cartilage repair May 31, **1989:** Played with new-found enthusiasm and intensity to register career-high 115 tackles ... overall play improved markedly, in particular pass-coverage abilities enough that he replaced Ken Harvey as lone linebacker in pass coverage schemes as Harvey lined up as pass rusher ... ended season with nine passes defended - good for fourth-best on team and tops among non-defensive backs ... did not start opener vs. Detroit's run-'n'-shoot offense, but enjoyed fine game in 34-24 win over Seattle (Sept. 17) with four tackles and pass defended ... rolled up season-best 11 stops vs. San Diego (Oct. 1) and nine plus a sack vs. L.A. Rams (Nov. 19) ... registered only two stops vs. Dallas (Nov. 12), but put Cowboys' Troy Aikman out of the game with ferocious hit ... battered San Diego for 11 tackles (Oct. 1), then added six each against Washington (Oct. 8) and Philadelphia (Oct. 15) in successive weeks. **1988:** Led Phoenix with three fumble recoveries and ranked fourth on club with 57 tackles ... compiled 10 stops vs. Dallas (Sept. 12) ... set up score in 30-24 win over Tampa Bay (Sept. 18) with fumble recovery ... stacked up five solo stops and batted away two passes in 30-21 win over Washington (Sept. 25) ... posted trio of tackles on special teams vs. Dallas (Oct. 30) in 16-10 win ... recovered fumble on punt return to set up Cards' touchdown vs. Philadelphia (Nov. 27) ... shared playing time with Ken Harvey, the Cards' top pick in '88, over latter part of season. **1987:** Belted out 66 tackles (57 solo) to rank fourth on club ... also pocketed seven pass defenses, one interception and one sack ... pencilled into opening lineup on 12 occasions ... rang up eight-tackle performances vs. New

Mother was all-state basketball player. York Giants (Oct. 25), Los Angeles Rams (Nov. 15) and Philadelphia (Nov. 22) ... pulled in first career NFL interception vs. Atlanta (Nov. 29) to thwart scoring drive and help seal 34-21 Cardinals' win ... also stung Dallas for six stops in season opener (Sept. 13). **1986:** Finished rookie season with 44 tackles and four sacks to lead all non-starting regulars on defense ... registered four stops vs. San Francisco (Nov. 9) in only start ... key fourth-quarter sack vs. Philadelphia (Nov. 2) forced punt that set up winning



Bench presses 475 pounds and consistently clocked under 4.6 in 40.

(Continued on page 34)

(Anthony Bell continued from page 33)

possession in 13-10 victory ... racked up seven tackles vs. Washington (Nov. 30) with three solo stops on kick coverage units ... piled up four tackles and two sacks vs. Philadelphia (Dec. 7) ... saw considerably more playing time as season progressed ... became third first-round draft choice among Cardinals' linebackers (E.J. Junior, 1979, Alabama; Freddie Joe Nunn, 1985, Mississippi). **College/Personal:** Named honorable mention all-Big Ten in 1984 ... two-year starter and '85 defensive captain with 221 career tackles at Michigan State ... played in East-West Shrine game ... born in Miami, Fla. with all-state and all-conference honors at Anderson High ... also starred in wrestling and as weightman in track and field ... born July 2, 1964 ... Anthony has a daughter, Breana (Oct. 19, 1988) and resides in Phoenix.

College teammate of Cardinal free safety Lonnie Young at Michigan State.

Tackles-QB Sacks

Year	Solo	Assists	Total	QB Sacks
1986	40	4	44	4
1987	57	9	66	1
1988	44	13	57	1
1989	72	43	115	2
Totals	213	69	282	8

Pass Interceptions

Year	No.	Yds.	Avg.	Long	TD
1986	-	-	-	-	-
1987	1	13	13.0	13	0
1988	-	-	-	-	-
1989	-	-	-	-	-
Totals	1	13	13.0	13	0

Opp. Fumbles Recovered

Year	No.	Yds.	Avg.	Long	TD
1986	0	0	0.0	0	0
1987	0	0	0.0	0	0
1988	-3	0	0.0	0	0
1989	0	0	0.0	0	0
Totals	3	0	0.0	0	0

Games (Starts)—1986: 16 (1). 1987: 16 (16). 1988: 16 (16). 1989: 16 (15). Totals: 64 (48).

Stanley Blair

25 • Cornerback

6-0 • 190 • First Year • S.E. Okla. St. • Free Agent, April 10, 1990

Pro Career: Signed by Cardinals after impressive three-year career with Edmonton Eskimos in Canada ... earned all-CFL honors the past two seasons at cornerback in pass-oriented Canadian style of football ... rookie-of-the-year finalist in 1987 ... originally signed with New Orleans as free agent in 1986 and played briefly in preseason. **1989:** Posted career-

Started all 54 games he played in with Edmonton Eskimos of CFL.

best seven interceptions to complement 38 tackles in his third straight year as a starter ...

also recovered two fumbles, returning one 62 yards ... voted to all-Western Division and all-Canadian teams for second consecutive year. **1988:** All-West and all-Canadian all-star selection for first time ... picked off four passes and recovered three fumbles ... also



added 42 tackles ... started all 18 games for Eskimos. **1987:** Enjoyed brilliant rookie season, leading team with four interceptions for 188 yards, including one he returned

Played collegiately under Dallas Head Coach Jimmy Johnson at Oklahoma State.

71 yards for a score ... also blocked two kicks ... named winner of Jackie Parker Trophy, awarded to Western Division Most Outstanding Rookie ... started all 18 games, both playoff games, and the Grey Cup title game as a rookie ... also credited with one blocked kick in Grey Cup game ... joined Edmonton as practice player in 1986, then signed for 1987 season. **College/Personal:** Attended Oklahoma State first three years, then transferred to Southeastern Oklahoma State for 1985 season ... prep athlete at Dollarway High in Pine Bluff, Ark. ... born on the Fourth of July, 1964 ... he and wife, Tina, have a son, Stanley, Jr. (Sept. 25, 1986).

Pass Interceptions

Year	No.	Yds.	Avg.	Long	TD
1987*	4	118	29.5	71t	1
1988*	4	3	0.8	2	0
1989*	7	23	3.3	11	0
Totals	15	144	9.6	71t	1

*Edmonton Eskimos

Tackles-QB Sacks

Year	Solo	Assists	Total	QB Sacks
1987*	57	—	57	0
1988*	42	—	42	0
1989*	38	—	38	0
Totals	137	—	137	0

*Edmonton Eskimos

Opp. Fumbles Recovered

Year	No.	Yds.	Avg.	Long	TD
1987*	—	—	—	—	—
1988*	3	0	0.0	0	0
1989*	2	62	31.0	62	0
Totals	5	62	12.4	62	0

*Edmonton Eskimos

Games (Starts)—*1987: 18 (18).
*1988: 18 (18). *1989: 18 (18).
Totals: 54 (54).

Additional Statistics—Blocked two kicks, 1987; returned one kickoff for one yard, 1987; returned one punt for 3 yards, 1988.
*Edmonton Eskimos

John Burch

33 • R-Back

5-10 • 200 • First Year • Tennessee-Martin • Eighth Round, 1989

Pro Career: Endured through training camp and preseason, then waived on final roster cut down and signed to developmental squad, where he stayed entire season ... drafted by Cardinals in eighth round but did not see any preseason action. **College/Personal:** Highly-productive back in Tennessee-Martin's run-n-shoot offense ... became first

Once streaked to 333 yards total offense while at Tennessee-Martin, ripping off 197 yards rushing and 136 receiving vs. West Georgia in 1987 season finale.

player in Gulf South Conference to record 2,000 yards rushing and 1,000 yards receiving in collegiate career ... senior year stats included 1,003 yards rushing and six touchdowns to lead Martin to NCAA I-AA playoffs ... also caught 45 passes for 419 yards and two scores ... only



(Continued on page 36)

(John Burch continued from page 35)

third player in school history to reach 1,000-yard rushing plateau in single season ... left UTM as all-time leading rusher with 2,455 yards, while his 108 pass receptions

Acquired nickname "44 Blast" at Tennessee-Martin. rank second in school history ... set conference record with 98-yard touchdown gallop against Austin-Peay as junior ... that same year, roared to 197 yards rushing and 136 receiving for 333 yards total offense vs. West Georgia ... all-county pick at St. Augustine High in Florida as prep athlete ... posted times of 9.54 in the 100 and 21.24 in 220-yard dashes ... majored in communication at Tennessee-Martin ... born April 4, 1966 ... Burch and his wife, Cerita, reside in Phoenix, Ariz.

Rich Camarillo

16 • Punter

5-11 • 193 • 10th Year • Washington • Free Agent, 1989

Pro Career: Experienced a rags to riches NFL career, not once but twice ... former free agent from Washington who travelled to Pro Bowl with New England in 1983, then again as Cardinal in 1989 after again rising from free agent status ... led NFL with 43.4-yard punting average last year ... enjoyed 44.6-yard gross and 37.1-yard net marks in 1983 Pro Bowl season with New England ... all-rookie pick in 1981. **1989:** Was pleasant surprise of trying season as he rose from free agent status to earn vote to his second Pro Bowl ... finished season with 43.4-yard average on 76 punts with 21 inside the 20-yard line ... in addition to leading the league in punting average, his 37.5-yard net mark ranked second to N.Y. Giants' Sean Landeta (37.8) ... opened season in fine form with misleading 40.8-yard average—boomed a 54-yarder, then forced two Detroit fair catches on their own 10 and nine-yard lines in 16-13 victory (Sept. 10) ... called upon just once in 34-24 win over Seattle (Sept. 17) but forced fair catch inside 20-yard line ... posted 46.3-yard average on four punts in wind-swirled Giants Stadium (Sept. 24), then dropped three inside the 20 vs. Washington (Oct. 8) ... forced the dangerous Deion Sanders into two fair catches in 34-20 win over Atlanta (Oct. 22), then



Sixty-two-yard punt in 1986 Super Bowl is second longest in title game history. Cincinnati's Lee Johnson had 63-yarder in 1988 title game.

credited with 46.3-yard average vs. N.Y. Giants (Nov. 5) and 42.3-yard gross with 39.7-yard net figure in 24-20 victory over Dallas (Nov. 12) ... enjoyed outstanding day vs. Tampa Bay (Nov. 26) with 44-yard average and 40.3 net as four of his six punts rolled to a stop inside the 20-yard line ... suffered ankle sprain running a pass route on scout team in practice as Tom Tupa handled punting duties vs. L.A. Raiders (Dec. 10) ... finished remarkable season with 43.4-yard average vs. Philadelphia (Dec. 24) ... posted solid stats in Pro Bowl contest with three punts for 49.3 average and long of 53 yards. **1988:** Punted for Los Angeles Rams in first nine games with 39.5-yard-yard average on 40 kicks after Dale Hatcher underwent arthroscopic knee

surgery early in training camp ... also dropped 11 kicks inside the 20 with just two touchbacks ... punted season-high eight times for 39-yard average in 33-0 shutout of Atlanta (Oct. 16) ... posted season-best 43.9-yard mark on seven kicks vs. San Francisco (Oct. 16) ... released by Rams Nov. 2 when Hatcher returned ... waived by Patriots on final roster cutdown (Aug. 30) and promptly signed by L.A. (Aug. 31). **1987:** Finished season with 40.1-yard average on 62 punts ... his 14 punts inside the 20-yard line ranked fourth in AFC, while his 73-yard punt was third longest in league that year ... enjoyed fine outing with five punts for season-high 48.6-yard average vs. Denver (Dec. 6) ... had seven punts of 50 yards or better and three games with average of 47.0 or more ... set club marks for career punts (468), punting yardage (19,922) and average (40.2). **1986:** Ranked third in conference with 42.1-yard average ... posted eye-popping 50.2-yard mark on

Uncle, Leo, a member of the pro rodeo circuit, was named cowboy-of-the-year in 1977.

nine punts in playoff game vs. Denver (Jan. 4) ... nailed three 60-yard-plus kicks (Miami, Dec. 22; Buffalo, Oct. 26; Denver, Jan. 4) ... also had dubious distinction of leading league by having three punts blocked, the first of his career. **1985:** Finished season ranked third in conference and fifth in NFL with 43.0 average ... his 92 kicks for 3,953 yards set new club single-season standards ... rocketed 75-yarder into end zone vs. Chicago (Sept. 15), the longest in the league that year ... tied team record for most punts in game with 11 vs. Chicago that day ... also set team mark with his 514 punting yards, good for 46.7-yard average ... best average came in opener vs. Green Bay (Sept. 8) with 47.7-yard mark on four kicks ... in AFC title game win over Miami (Jan. 12) came through on clutch 49-yard punt against 11-man rush with two minutes left in game to help preserve win and send Patriots into Super Bowl. **1984:** Missed half of season after surgery on left knee due to injury in third preseason game ... placed on injured reserve list (Aug. 18) for first nine games ... activated (Nov. 3) and posted 43-yard average on four kicks vs. Denver (Nov. 4) ... finished season with 48 punts for 42.1-yard average and 34.7-yard net ... gross average ranked seventh in AFC and net was good for fifth place ... tied Patriot record with 11 punts vs. Dallas (Nov. 22), including seven in first half alone. **1983:** In only his third year, made trip to Pro Bowl when he led the NFL in net average (37.1) and was second in gross average (44.6) ... nailed league-long of 70 yards in snow vs. New Orleans (Dec. 4) ... dropped career-high 25 punts inside the 20-yard line ... had 18 punts over 50 yards and four over 60 yards, including the 70-yarder. **1982:** Named to *Sports Illustrated* all-NFL team and was 1776 Club (Patriots Fan Club) Unsung Hero ... posted 43.7-yard average on 49 punts in strike-abbreviated season ... also credited with 37.7-yard net average, still a personal single-season best ... boomed 76-yarder vs. N.Y. Jets (Sept. 19), longest in AFC and third-longest in NFL that year. **1981:** Selected to *Football Digest* all-rookie team with 41.7-yard average and 33.4-yard net mark in nine games ... originally signed as free agent (May 18), waived in roster cutdown (Aug. 24), then re-signed after seven weeks of regular season (Oct. 19) ... became third punter on Patriots' roster before midway point of season ... boomed NFL's longest punt of season with 75-yarder vs. Oakland (Nov. 1), then three weeks later let go 72-yarder vs. Buffalo (Nov. 22), third best in league in 1981.

Currently third-leading active punter in NFL with 42.5 average, trailing only Indianapolis' Rohn Stark (44.3) and Miami's Reggie Roby (43.6). One-half yard more to his average would place him in the top 10 in league history.

College/Personal: Spent first two years as collegian at Cerritos (Calif.) J.C. and averaged

(Continued on page 38)

(Rich Camarilo continued from page 37)

40.5 and 42.8 yards in two years ... transferred to Washington in 1979 and posted 40.7-yard average ... once boomed 71-yard punt as prep star at Pico Rivera H.S. El Rancho, Calif. ... brother, Gary, was all-New England punter/kicker at Bridgewater (Mass.) State College three years in row ... born November 29, 1959 ... he and wife, Mary, reside in Phoenix with their daughter, Nicole Lauren (June 20, 1990).

Punting

Year	Punts	Yards	Avg.	Touchbacks	Inside 20	Long	Blocked	Net
1981*	47	1,959	41.7	9	12	75	0	33.4
1982*	49	2,140	43.7	5	10	76	0	37.7
1983*	81	3,615	44.6	11	25	70	0	37.1
1984*	48	2,020	42.1	7	12	61	0	34.7
1985*	92	3,953	43.0	13	17	75	0	33.7
1986*	89	3,746	42.1	7	16	63	3	33.1
1987*	62	2,489	40.1	8	14	73	1	31.7
1988**	40	1,579	39.5	3	11	57	0	34.2
1989	76	3,298	43.4	6	21	58	0	37.5
Totals	584	24,837	42.5	69	138	76	4	34.9

*New England **Los Angeles Rams

Games (Starts)—*1981-9, *1982-9, *1983-16, *1984-7, *1985-16, *1986-16, *1987-12, **1988-9, 1989-14; Overall: 108; Cards: 14.

*New England **Los Angeles Rams

Additional Statistics—Recovered one fumble and fumbled once, 1981; rushed once for no yards, 1987; completed one pass for no yards, 1989.

Lydell Carr

45 • R-Back

6-1 • 226 • Third Year • Oklahoma • Plan B Free Agent, 1989

Pro Career: Signed by Cardinals Mar. 23, 1989 as Plan B free agent ... spent entire '88 season on injured reserve with hamstring injury, then all but final four games of 1989 on injured reserve list again with calf injury ... fourth-round selection by New Orleans in 1988 NFL draft ... possesses fine blocking skills

Survived final roster cut last year, then pulled calf muscle on Saturday practice before season-opener and was relegated to injured reserve list for all but final five games of season.

and has estimable quickness and speed for his position. **1989:** Originally made final 47-man roster cut, but suffered calf injury before season opener and remained on injured reserve list until Cardinals activated him Nov. 24 ... saw action in final four games on special teams, but did not see

playing time from scrimmage. **1988:** Spent entire season on New Orleans' injured reserve list due to hamstring injury. **College/Personal:** Rushed for 2,906 yards and 21 touchdowns in powerful Oklahoma running game as collegian ... posted impressive 5.2-yard career average per carry ... enjoyed finest game while in Sooner uniform in 1986 Orange Bowl vs.



Averaged over five yards per carry during collegiate days at Oklahoma though utilized primarily as a blocking back in the Sooners' vaunted running game.

Penn State with 148 yards on 19 attempts ... all-state and high school all-America at Enid (Okla.) H.S. where he gained over 3,300 yards as prep running back ... born May 27, 1965 ... majored in communication at Oklahoma ... attends Arizona State during off-season to complete work on degree ... resides in Phoenix with wife, Jill.

Kickoff Returns

Year	No.	Yds.	Avg.	Long	TD
1989	1	15	15.0	15	0
Totals	1	15	15.0	15	0

Games (Starts)—*1988: 0 (0), 1989: 5 (0).
Totals: 5 (0); Cards 5 (0).
*New Orleans

Carl Carter

41 • Cornerback

5-11 • 180 • Fifth Year • Texas Tech • Fourth Round, 1986

Pro Career: Has compiled totals of 213 tackles, 7 interceptions and 54 passes defended in four pro seasons ... cruised to career-best tackle totals each of last two seasons ... responded from rookie year shoulder injury to start 12 games in 1987 and all 16 in '88 at left cornerback. **1989:** Sailed to career-high 63 tackles as he switched from left corner to the

In second career start as rookie in 1986, he was thrown at 17 times by Kansas City's Bill Kenney and responded with 10 tackles and 6 passes defended.

right side ... teamed with fellow cornerback Cedric Mack to help limit Detroit to just seven pass completions in 16-13 win over Lions (Sept. 10) ... posted season-best 11 combined tackles



in 34-24 win over Seattle (Sept. 17), then nine solo stops vs. Tampa Bay (Nov. 26) ... batted away four passes vs. Washington (Oct. 8), then gathered in his only interception of the season the next week in Philadelphia (Oct. 18) ... suffered hamstring pull vs. Atlanta (Oct. 22) and did not play the following week vs. Dallas (Oct. 29), but returned to lineup the next week vs. N.Y. Giants (Nov. 5). **1988:** Led club defensive backs with 60 stops and 15 passes defended ... picked off Bucs' pass at own seven-yard line to thwart score, setting up Cards' first touchdown in 30-24 victory over Tampa Bay (Sept. 18) ... thrown at 10 times vs. Pittsburgh (Oct. 9) and received defensive game ball in 31-14 win, responding with season-best seven stops and forced fumble while also batting away two passes ... forced fumble vs. Cleveland (Oct. 23) led to Cards' first score, then his interception with 1:52 left in fourth quarter set up potential game-winning touchdown drive ... gathered in interception the next week in 16-10 win over Dallas (Oct. 30) ...

Set Texas Tech 100-meter track record with 10.12-second timing, competing against such world-class sprinters as Carl Lewis, Harvey Glance, and Calvin Smith in meets.

(Continued on page 40)

(Carl Carter continued from page 39)

racked up 5 solo tackles in wins over vs. L.A. Rams (Oct. 2) and San Francisco (Nov. 6). **1987:** Answered bell as starter 12 times to lead club's cornerbacks with 51 stops and 15 passes defended ... victimized for fourth-quarter touchdown pass vs. Dallas (Sept. 13), but came back to stop Herschel Walker inches short of first down to set up Cardinals' winning possession in 24-13 season-opening victory ... recovered fumble vs. Philadelphia (Nov. 1) that led to Cardinals' field goal ... had busy day in return match with Eagles, posting six solo stops, batting away pair of passes, and pulling down interception ... knocked away four passes vs. Atlanta (Nov. 29) and three vs. N.Y. Giants (Dec. 13), both Card wins. **1986:** Belted out 39 tackles and 12 passes defended in stellar 1986 rookie season ... played in situational defenses in first 10 weeks of season, then saw first starting role vs. New Orleans (Nov. 16) when he registered four tackles and one pass defended in steady performance ... started next four games and picked off passes vs. Washington (Nov. 30) and Philadelphia (Dec. 7) ... also proved worth as special teams player, making unassisted stop on all three kickoffs and recovered muffed punt vs. N.Y. Giants (Oct. 5). **College/Personal:** Earned honorable mention all-America in 1985 and first team all-Southwest Conference honors both junior and senior seasons ... nine career interceptions rank fourth in Texas Tech history ... born in Fort Worth, Tex. ... excelled in football and track at Wyatt High School ... born March 7, 1964 ... he and wife, Felicia, have two sons, Carl, Jr. (July 12, 1983) and Christopher (May 30, 1987).

Pass Interceptions

Year	No.	Yds.	Avg.	Long	TD
1986	2	12	6.0	11	0
1987	1	0	0.0	0	0
1988	3	0	0.0	0	0
1989	1	0	0.0	0	0
Totals	7	12	1.7	11	0

Tackles-QB Sacks

Year	Solo	Assists	Total	QB Sacks
1986	38	1	39	0
1987	51	0	51	0
1988	55	5	60	0
1989	52	11	63	0
Totals	196	17	213	0

Opp. Fumbles Recovered

Year	No.	Yds.	Avg.	Long	TD
1986	1	0	0.0	0	0
1987	1	0	0.0	0	0
1988	0	0	0.0	0	0
1989	0	0	0.0	0	0
Totals	2	0	0.0	0	0

Punt Returns

Year	No.	Yds.	Avg.	Long	TD
1986	1	0	0.0	0	0
1987	0	0	0.0	0	0
1988	0	0	0.0	0	0
1989	0	0	0.0	0	0
Totals	1	0	0.0	0	0

Kickoff Returns

Year	No.	Yds.	Avg.	Long	TD
1986	2	21	10.5	14	0
1987	0	0	0.0	0	0
1988	0	0	0.0	0	0
1989	0	0	0.0	0	0
Totals	2	21	10.5	14	0

Games (Starts)—1986: 14 (4). 1987: 12 (12). 1988: 16 (16). 1989: 15 (15). Totals: 57 (47).

Bob Clasby

79 • Defensive Tackle

6-3 • 275 • Fifth Year • Notre Dame • Free Agent, Aug. 15, 1986

Pro Career: Hard-working, no-frills lineman who lets his steady play do the talking ... originally ninth-round NFL choice by Seattle in 1983 ... played with Jacksonville and Arizona of USFL in 1984-85, totaling 97 tackles and eight

Father, Richard, was captain and all-America on 1953 Harvard football team and a college roommate of future U.S. Senator Ted Kennedy.

sacks in first two professional seasons ... inked free agent contract with Cardinals in 1986, and has started 41 games during past four years, including 32 straight at tackle before knee injury

sidelined him early last year. **1989:** Opened season at left defensive tackle and collected nine tackles and two QB sacks in just four games, but suffered knee injury vs. San Diego (Oct. 1) ... placed on injured reserve list Oct. 10 after knee underwent arthroscopic surgery, but when the injury did not respond to rehabilitation, elected to have complete reconstructive work performed Nov. 22. **1988:** Cruised to his finest pro season with 49 tackles, five sacks and 20 quarterback hurries ... those totals ranked second on club only to Freddie Joe Nunn among linemen ... came through with key sack at midfield to set up game-winning touchdown in 30-24 win over Tampa Bay (Sept. 18) ... suffered painful rib injury in 41-27 win over L.A. Rams (Oct. 2) ... set up Cards' score late in first half vs. Cleveland (Oct. 23) when he gathered in errant Bernie Kosar pass after

Mother's grandfather was Honey Fitzgerald, mayor of Boston in early 1900s, while her aunt is Rose (Fitzgerald) Kennedy, mother of late U.S. President John F. Kennedy and Senator Robert F. Kennedy.

Nunn pressured the Browns' QB into hurried throw ... drilled 49ers' Steve Young for pair of sacks in 24-23 triumph over San Francisco (Nov. 6) ... piled up

season-high six tackles vs. N.Y. Giants (Dec. 4) ... finished season in fine form with five solo stops, quarterback sack and blocked field goal vs. Green Bay (Dec. 18). **1987:** Ranked eighth among club tacklers with 41 stops ... also amassed third-highest sack total on team with four ... started 12 games ... recovered fumble in fourth quarter vs. Dallas in season opener (Sept. 13) to seal win ... punched out four tackles and one sack in both Atlanta (Nov. 29) and Tampa Bay (Dec. 20) road games ... reeled off seven solo stops vs. Los Angeles Rams (Nov. 15).

1986: Shifted from end to tackle in Cards' new 4-3 defense ... responded with solid season in nine starting roles for injured Curtis Greer at defensive end... first NFL start vs. Washington (Oct. 21) ... registered forced fumble and recovery vs. Dallas (Oct. 26) ... notched eight solo stops vs. Redskins (Nov. 30) in best statistical output of season ... logged seven tackles vs. N.Y. Giants (Dec. 14) and forced fumble to set up Cardinals' only touchdown of game ... finished season with 34 solo tackles, 6 assists, 2 sacks, 2 forced fumbles, and 1 fumble recovery and pass defended. **1985:** Started six of 18 games for Jacksonville's 9-9 club ... amassed 55 tackles, 3 1/2 sacks, 3 passes



Played in highly-publicized touch football games in Hyannisport, Mass. with Kennedy and Shriver families during his childhood.

(Continued on page 42)

(Bob Clasby continued from page 41)

defensed, 2 forced fumbles, and 1 fumble recovery. **1984:** Started last eight

games and lashed out 42 tackles, 4 1/2 sacks, two fumble recoveries, and 1 forced fumble ... rights traded by Chicago Blitz to Arizona ... waived, then re-signed with Arizona before being traded to Jacksonville nine games into 1984 campaign.

College/Personal: Two-year starter at Notre Dame ... played both nose tackle and defensive end spots for Irish ... born in Milton, Mass. and attended Boston College High School in Boston, lettering in football, hockey, and lacrosse ... after USFL tenure, worked for Boston financial firm for six months before signing with Cardinals

Acquired nickname "House" at Notre Dame. in fall of 1986 ... worked in past off season for DMB, a Phoenix real estate developer ... born September 28, 1960 ... he and wife, Sheila, reside in Phoenix with their daughter, Christina (Nov. 24, 1989).

Tackles-QB Sacks

Year	Solo	Assists	Total	QB Sacks
1986	34	6	40	3
1987	37	4	41	4
1988	38	11	49	5
1989	6	3	9	2
Totals	115	24	139	14

Pass Interceptions

Year	No.	Yds.	Avg.	Long	TD
1986	0	0	0.0	0	0
1987	0	0	0.0	0	0
1988	1	7	7.0	7	0
1989	0	0	0.0	0	0
Totals	1	7	7.0	7	0

Opp. Fumbles Recovered

Year	No.	Yds.	Avg.	Long	TD
1986	1	0	0.0	0	0
1987	1	0	0.0	0	0
1988	0	0	0.0	0	0
1989	0	0	0.0	0	0
Totals	2	0	0.0	0	0

Games (Starts)—1986: 16 (10). 1987: 12 (12). 1988: 16 (16). 1989: 4 (4). Totals 48 (42).

Additional Statistics—Blocked one field goal, 1988.

Al Del Greco

17 • Kicker

5-10 • 198 • Seventh Year • Auburn • Free Agent, 1987

Pro Career: Proven veteran kicker with estimable statistics ... former free agent who enjoyed record-setting three-plus seasons with Green Bay ... was released by Packers after brief slump midway through 1987 season, then joined Cardinals ... hopes to rebound from sub-par '88 campaign and tailspin at

Converted 74 consecutive PATs while at Green Bay (1985-87), second longest streak in club history behind Paul Hornung's 96 straight. Interestingly, his streak began against the Cardinals in 1985 and ended in his first game as a Cardinal in 1987 vs. N.Y. Giants on Dec. 13.

end of '89 campaign to once again handle Cards' kicking chores ... owns career field goal accuracy mark of .651 (84-129) with 190 of 196 PATs to his credit for 442 points. **1989:** Connected on first three tries, then after missing a 47-yarder vs. N.Y. Giants (Sept. 24), booted next ten straight to the club mark set by Jim Bakken (twice—1965-66, 1975) ... finished season converting 18 of 26 (69.2%) field goal tries and hit 28 of 29 PATs for 82 points ... that



accuracy mark of 69.2% was the club's second-best percentage in 15 years and fifth best in club single-season annals ... drilled field goals of 29, 23 and 33 yards in opener vs. Detroit (Sept. 10) to account for 10 of Cardinals 16 points, including game-winner from 33 yards

Left Green Bay ranking 12th on Packers' all-time scoring list with 262 points.

out with just 13 seconds left in 16-13 victory ... powered through a 50-yard try vs. Atlanta (Oct. 22) for the second-longest in his career ... was perfect four-of-four from 40, 25, 31, and 42 yards in 19-10 triumph over Dallas (Oct. 29), the second four field goal day of his career (first as a Cardinal) and first by a Cardinal since Bakken turned the trick in 1975 ... converted attempts from 21 and 28 yards vs. Tampa Bay (Nov. 26) but saw a hurried 47-yard try sail just wide left with six seconds left in 14-13 loss.

1988: His 12 FGs, 42 PATs and 78 points were all three club bests since Neil O'Donoghue's 23 FGs, 48 PATs and 117 points in 1984 ... after he missed first two attempts, connected on seven of next eight tries ... chalked up three FGs (47, 37, 23) in 30-24 triumph over Tampa Bay (Sept. 18) ... nailed career-long 51-yarder in 41-27 victory over L.A. Rams (Oct. 2) ... converted 24-yarder vs. San Francisco (Nov. 6) to bring club within 23-10, then hit game-winning PAT with :03 on clock in 24-23 comeback victory. **1987:** Signed as free agent and connected on four of five FG attempts, and eight of nine PATs for 20 points in just three games ... missed PAT vs. N.Y. Giants (Dec. 13) to break string of 77 consecutive extra points ... hit all four PATs and 28-yard FG vs. Tampa Bay (Dec. 20) ... nailed three more field goals in season finale vs. Dallas (Dec. 27) ... released by Packers Nov. 7 after converting five of 10 field goals and all 11 PATs ... 74 consecutive conversions over three Packer seasons rank second in club annals behind Paul Hornung's 96 and surpassing Jan Stenerud's total of 67 ... had tryouts with New England and Detroit before joining Cards. **1986:** Hit 17 of 27 field goals and was perfect on all 29 PATs for team-best 80 points, padding his total to 236 points, placing him 15th on Packers' all-time scoring list ... tied club single-game record with four field goals against Chicago (Sept. 22) in

Monday Night contest ... good on 12 of 14 field-goal tries inside 40 yards ... extended string of consecutive PATs to 63. **1985:** Converted 19 of 26 field-goal attempts and 38 of 40 PATs for career-best 95 points, including solid 14 of 16 from inside 40 yards ... enjoyed memorable game vs. Detroit (Dec. 15) when he made all four field goals attempted, including 27-yarder as time expired in 26-23 Green Bay win ... also responded with game-winner on 22-yarder with seven seconds left in 20-17 victory over Minnesota (Oct. 13). **1984:** Became Packers' kicker in game eight (replacing Eddie Garcia) after being contacted at Auburn campus where he was completing work on degree in business transportation ... hit on first field goal as professional vs. Seattle (Oct. 2) and went on to make nine in succession, finishing season nine of 12 ... biggest day as rookie came against New Orleans (Nov. 4), hitting three field goals and two PATs for 11 points in 23-13 win ... originally had tryout with Packers

Once made six field goals vs. Kentucky in 1982 as Auburn's place kicker.

Currently owns two handicap in golf with aspirations of becoming a teaching professional following his football career.

in May mini-camp but did not sign ... later inked contract with Miami and made four of six field goal tries during preseason but was released when Dolphins decided to retain Uwe von Schamann. **College/Personal:** Four-year place-kicking specialist at Auburn ... set school marks for career field goals (42), PAT conversions (110), single-

(Continued on page 44)

(Al Del Greco continued from page 43)

game field goals (6 vs. Kentucky in 1982) and consecutive PATs (55, missing only one PAT during college career) ... attended Coral Gables (Fla.) High School where he honed kicking skills as right wing on soccer team ... born in Providence, R.I. ... lists karate as one of his hobbies ... born March 2, 1962 ... he and wife, Lisa, reside in Phoenix with their daughter, Erica (Dec. 22, 1987) and son, Trey (Nov. 29, 1989).

Field Goal Accuracy

Year	1-19	20-29	30-39	40-49	50+	Total	Pct.
1984*	0-0	2-2	3-4	4-5	0-1	9-12	.750
1985*	0-0	10-12	4-4	5-9	0-1	19-26	.731
1986*	0-0	8-8	4-6	3-9	2-4	17-27	.630
1987	0-0	3-5	4-6	2-4	0-0	9-15	.600
1988	1-1	4-6	3-3	3-9	1-2	12-21	.571
1989	0-0	7-7	5-6	5-11	1-2	18-26	.692
Totals	1-1	34-40	23-29	22-47	4-10	84-127	.661
Cards	1-1	13-16	10-11	8-20	2-4	34-52	.654

Scoring

Year	PAT	FG	Pts.
1984*	34-34	9-12	61
1985*	38-40	19-26	95
1986*	29-29	17-27	80
1987	19-20	9-15	46
1988	42-44	12-21	78
1989	28-29	18-26	82
Totals	190-196	84-127	442
Cards	78-82	34-52	180

*Green Bay

Games (Starts)—*1984: 9. *1985: 16. *1986: 16. 1987: 8 (G.B. 5, Cards 3). 1988: 16. Totals: 65, Cards: 19

*Green Bay

Additional Statistics—One rush for 8 yards, 1988.

Tracey Eaton

21 • Free Safety

6-1 • 195 • Third Year • Portland St. • Plan B free agent, March 2, 1990

Pro Career: Hard hitter with good speed and range ... shook off injury-plagued 1988 rookie year to impress last season ... Cards' first Plan B acquisition of 1990. **1989:** Appeared in all 16 games for Houston, including two starting roles, and posted 44 tackles (10th on Oilers) ... 12 special teams stops ranked

Father, Scott Eaton, was eighth-round pick in 1967 out of Oregon State in NFL Draft and intercepted 11 passes as defensive back with N.Y. Giants from 1967-71.

second on club ... also credited with three interceptions, three pass deflections and one forced fumble ... registered 13 tackles

in season-opener vs. Minnesota (Sept. 10) ... started games vs. San Diego (Sept. 17) and Buffalo (Sept. 24) for injured Jeff Donaldson ... returned his three interceptions for 33 yards ... picked off Detroit pass with 56 seconds left to seal 35-31 victory over Lions (Nov. 5) ... forced Tampa Bay's James Wilder to fumble ball on Oiler 18-yard line with 1:18 to play



in 20-17 triumph (Dec. 10). **1988:** Suffered partial dislocation of shoulder during training camp and was placed on injured reserve list Aug. 23 ... after surgery, activated Dec. 16 in time for season finale vs. Cleveland (Dec. 23), then also saw action in both playoff contests ... intercepted a Jim Kelly pass in playoff loss to Buffalo (Jan. 1, 1989). **College/Personal:** Completed four-year collegiate career at Portland State with 221 tackles, 13 interceptions, 29 pass deflections, 10 forced fumbles and three fumble recoveries and quarterback sacks ... voted Western Conference defensive player-of-the-year and led Vikings to Division II national championship game as senior ... lettered in football and basketball at Medford High School in Oregon ... majored in marketing while in college ... born July 19, 1965 in Medford ... single and resides in Litchfield Park, Ariz.

Played collegiately at Portland State, the same school that produced former Cardinal quarterback Neil Lomax.

Tackles-QB Sacks

Year	Solo	Assists	Total	QB Sacks
1988*	-	-	-	-
1989*	26	18	44	0
Totals	26	18	44	0

*Houston

Pass Interceptions

Year	No.	Yds.	Avg.	Long	TD
1988*	-	-	-	-	-
1989*	3	33	11.0	20	0
Totals	3	33	11.0	20	0

*Houston

Games (Starts)—*1988: 1 (0), *1989: 16 (2), Totals: 17 (2).

*Houston

David Galloway

65 • Defensive End

6-3 • 265 • Ninth Year • Florida • Second Round, 1982

Pro Career: A budding career took temporary detours due to injuries in each of last three seasons ... fractured left forearm during '87 training camp limited him to four regular-season appearances ... spent first eight weeks of '88 on injured reserve with broken thumb and foot injury, then broke other thumb in '89 opener and subsequent calf injury held him out of four contests ... imposing defensive lineman boasts 37 sacks in only 76 career starts, an impressive figure considering he played nose tackle or tackle for five of his NFL seasons ... opposing coaches and players fear his size-speed ratio ... has commanded double-team attention in recent years ... stockpiled 12 sacks as defensive tackle in 1983 ... had right elbow 'scoped May 24, 1990 to clean out bone debris, the

Owens 37 sacks in only 77 career starts.

same elbow he dislocated in 1982. **1989:** Enjoyed his first injury-free training camp since 1986, but broke right thumb in opener vs. Detroit and sat out next two games ... returned to lineup with a flourish, piling up quarterback sacks in three of next four outings ... injuries prompted his move inside to defensive tackle spot, but suffered calf pull vs N.Y. Giants



(Continued on page 46)

(David Galloway continued from page 45)

(Nov. 5) and again was out of action for pair of games ... played in situational downs vs. Tampa Bay (Nov. 26), posting two tackles and a sack, then started final four games at defensive end ... rounded out frustrating season with five tackles in finale against Philadelphia (Dec. 24). **1988:** Broken thumb in training camp relegated him to injured reserve list but spent additional time out of action when he suffered arch strain of left foot during recovery from thumb injury ... returned for second half of season to start six games at left defensive end ... tacked 19 tackles and two QB sacks onto his ledger ... four solo stops in 24-23 win over San Francisco (Nov. 6) ... combined eight tackles and two sacks against Philadelphia (Nov. 27) and N.Y. Giants (Dec. 4) ... missed finale vs. Green Bay (Dec. 18) with groin pull. **1987:** Placed on injured reserve list (Sept. 1) after sustaining broken left forearm during goal-line drill at training camp in Charleston, Ill. (Aug. 10) ... limited to four tackles and one sack in only three starts ... lone sack came in 27-24 win over New York Giants (Dec. 13) in St. Louis ... aggravated forearm at Tampa Bay (Dec. 20) but x-rays proved negative ... used sparingly in season finale at Dallas (Dec. 27). **1986:** Club's fourth-leading tackler with 70 stops, the top total among Cardinal defensive linemen and his personal career best ... also collected 5 sacks, 2 fumble recoveries, and one blocked PAT ... notched five or more tackles eight times, a remarkable number from his congested nose tackle region ... recorded eight unassisted tackles and one sack vs. Dallas (Sept. 29) in first start of season ... registered seven tackles and one sack at Tampa Bay (Oct. 12) and nailed five tackles and caused Phil Simms to fumble vs. N.Y. Giants (Oct. 5) ... also netted five tackles and recovered two fumbles—both in first half—against K.C. (Nov. 23). **1985:** Accumulated 56 tackles at right defensive tackle in his first 16-game season as starter ... registered nine tackles in season opener vs. Green Bay (Sept. 8) ... recovered fumble that led to score in 41-27 win over Cincinnati the next week ... batted down pair of passes vs. N.Y. Giants (Sept. 22) ... logged two sacks vs. Philadelphia (Nov. 17) ... grabbed eight tackles and a sack in season finale vs. Washington (Dec. 21). **1984:** Despite missing two contests with dislocated toe, still led St. Louis defensive linemen with career-best 53 tackles ... also registered five sacks ... integral part of Cardinals' rushing defense that yielded just 11 touchdowns on the ground ... notched seven tackles and two sacks vs. Dallas (Nov. 11) then added seven more stops the next week vs. N.Y. Giants. **1983:** Stamped his mark as a force on defensive line with 12 sacks ... highlighted fine season by downing Seahawk quarterback Dave Krieg for safety in 33-28 win over Seattle (Nov. 13) with Cardinals nursing three-point lead late in the game ... it was his third sack of afternoon ... played in all 16 games with 13 starting assignments, including last 12 contests ... gathered seven stops and one sack vs. Kansas City (Oct. 2) and a pair of sacks in Cardinals' 44-14 win over San Diego (Nov. 20) ... made game-saving interception with 1:18 to play in 10-6 win over N.Y. Giants (Dec. 4) ... climaxed season with two sacks in 31-7 win over Philadelphia (Dec. 18) as St. Louis totalled 11 quarterback traps in finale. **1982:** Finished strong after suffering dislocated elbow in second preseason game ... injured reserve status, combined with players' strike, slowed comeback ... played in final five games and earned starting spot

Led Tampa Bay area (Hillsborough County) in slam dunks while playing prep basketball, directing Brandon High School to its first Western Conference basketball championship in school history.

Enjoyed bit part with teammate Lance Smith in movie "Neon Empire" filmed in Florence, Ariz. during the 1988 off-season. Starring Gary Busey, the film is about Las Vegas being invaded by the mafia and aired on cable television last fall. Now is accredited member of the Screen Actors Guild.

in playoff game vs. Green Bay (Jan. 8, 1983) ... recorded two sacks in season finale vs. Washington (Jan. 2, 1983). **College/Personal:** All-America defensive end at Florida and finalist for 1981 Lombardi Trophy ... played in 1982 Hula Bowl and voted outstanding defensive player in 1980 Tangerine Bowl ... one of nation's top prep athletes at Brandon (Fla.) High School as three-sport star ... raised by older sisters, Shelly and Cynthia, after father died when Galloway was 2 years of age and mother passed away when he was 7 ... actively supports American Cancer Society ... standout on Cardinals' off-season basketball team ... born February 16, 1959 ... he and his wife, Josie, have two sons, David, Jr. (Nov. 9, 1983) and Ryan (Nov. 14, 1986).

Tackles-QB Sacks

Year	Solo	Assists	Total	QB Sacks
1982	7	3	10	2
1983	25	11	36	12
1984	45	8	53	5
1985	46	10	56	4.5
1986	65	5	70	5
1987	3	1	4	1
1988	15	4	19	2
1989	32	14	46	5.5
Totals	238	56	294	37

Opp. Fumbles Recovered

Year	No.	Yds.	Avg.	Long	TD
1982	—	—	—	—	—
1983	1	0	0.0	0	0
1984	—	—	—	—	—
1985	1	0	0.0	0	0
1986	2	0	0.0	0	0
1987	—	—	—	—	—
1988	1	0	0.0	0	0
1989	—	—	—	—	—
Totals	5	0	0.0	0	0

Pass Interceptions

Year	No.	Yds.	Avg.	Long	TD
1983	1	17	17.0	17	0
Totals	1	17	17.0	17	0

Games (Starts)—1982: 5 (0). 1983: 16 (13). 1984: 14 (14). 1985: 16 (16). 1986: 14 (13). 1987: 4 (3). 1988: 8 (6). 1989: 12 (11). Totals: 89 (76).

Additional Statistics—Credited with one safety, 1983; blocked one field goal, 1986.

Roy Green

81 • Wide Receiver

6-0 • 195 • 12th Year • Henderson State • Fourth Round, 1979

Pro Career: Has posted an average of 57.6 receptions, 931.9 yards and 7.9 touchdowns over the past seven seasons ... last year became all-time club leader with 65 touchdowns and 62 six-pointers receiving (surpassing Sonny Randle's totals of 60 from 1959-66) ... with 469 career receptions for 7,700 yards, he can vault into first place in the near future in both

Club's all-time touchdown leader with 65 career touchdowns (62 receiving, 1 each returning kickoff, punt and interception).

categories—receptions: Jackie Smith 480 (1963-77), Pat Tilley 469 (1976-82); reception yardage: Smith 7,918 (1963-77) ... posts 18 career 100-plus yardage receiving games ... injuries plagued "Jet Stream" in recent seasons although he remains one of NFL's most lethal long-bomb threats when healthy ... idled with broken clavicle in



(Continued on page 48)

(Roy Green continued from page 47)

In past seven years, he's averaged 57 receptions, 831 yards, and 8 touchdowns per season.

four-game stretch in 1989, missed four-and-a-half games in 1987 with hamstringing problems, and was sidelined five contests in 1986 due to corrective surgery on left ankle to remove calcium deposits ... strung together back-to-back 78-catch seasons in 1983 and 1984, earning Pro Bowl honors both years ... those 78-grab campaigns were club single-season records until teammate J.T. Smith tallied 80 in 1986, 91 in 1987, and 83 last season ... rattled off 1,227 reception yards and 14 touchdowns in '83 with encore of 1,555 yards and 12 touchdowns in '84 ... has caught at least 40 passes in each of last seven seasons ... began NFL career as defensive back from 1979-81, making history in '81 vs. Washington (Sept. 20, 1981) when he became first player to catch touchdown pass and intercept pass in same game since Redskins' Eddie Sutton in 1957 ... tied NFL record with 106-yard kickoff return for a touchdown vs. Dallas (Oct. 21, 1979) as a rookie. **1989:** Gathered in 44 passes for seven touchdowns and fine 16.0 average despite missing four games with broken clavicle ... his seven scoring grabs averaged 27.1 yards ... hauled in 35-yard strike from Gary Hogeboom to give Cards fourth-quarter lead in 16-13 win over Detroit in season opener (Sept. 10) ... burned the Kingdome turf for three touchdowns (51, 6 and 59 yards) on eight receptions for 166 yards in 34-24 win over Seattle (Sept. 17) ... sailed to second 59-yard scoring toss vs. San Diego (Oct. 1) ... snared eight passes for 116 yards vs. Washington (Dec. 3) ... ended trying season with scoring grabs from six and 36 yards in finale at Philadelphia (Dec. 24). **1988:** Reestablished himself as one of the NFL's premier receivers in 1988 with a healthy and productive campaign, generating his best effort in four seasons ... cruised to third career 1,000-yard campaign ... led club with 1,097 yards receiving, a total that ranked fifth in NFC ... hauled in four passes for 119 yards in first half of 31-14 win over Pittsburgh (Oct. 9) ... caught nine-yard touchdown pass on slant from quarterback Neil Lomax with three seconds left in game to climax dramatic 21-point comeback win over eventual Super Bowl champion San Francisco (Nov. 6) ... in that 24-23 victory, snared six passes for 93 yards and two scores ... yanked down nine passes for 176 yards in 24-17 win over N.Y. Giants (Nov. 13), including five for 126 yards in first half ... those nine receptions were his best since he was a two-way player in 1982 and the 176 yards his best effort in 46 contests ... caught at least four passes in 11 contests and five or more on eight occasions ... in Cards' four-game early-season winning streak, averaged impressive 25.8 yards-per-catch on 12 receptions. **1987:** Averaged 17 yards per grab by catching 43 passes for 731 yards and four touchdowns in 12 games ... yardage mark ranked ninth among NFC receivers ... snared seven receptions for 112 yards in season finale at Dallas (Dec. 27) ... chased down seven passes for 139 yards at San Diego in week two (Sept. 20) ... also registered estimable performances vs. Redskins (6-90) and Cowboys (4-90, 2 TDs) at Busch Stadium. **1986:** Underwent surgery Sept. 22 to remove calcium deposit in left ankle and remained on club's injured reserve list until Dallas contest (Oct. 24) ... despite missing five games, he flagged down 42 passes for 517 yards and six touchdowns ... caught touchdown pass in four of last five contests of season, including 48-yard strike from Lomax with 2:39 left in regulation at Philadelphia (Dec. 7) in eventual 10-10 overtime deadlock ... six catches for 100 yards

Watched his club single-season reception mark (78, 1983 & '84) broken by J.T. Smith in 1986-88.

in Eagles' clash marked 12th time he's pierced century yardage mark in his career ... did not catch a pass vs. New Orleans (Nov. 16), ending 74-game streak in which he'd caught at least one pass. **1985:** Started just 13 games when severe toe injury, then an equally-debilitating ankle sprain in week eight, placed a damper on his productivity ... still managed to catch 50 passes for 693 yards and 5 touchdowns ... once injuries were behind him, finished final four games with 18 receptions, including seven vs. Dallas (Nov. 28) ... season-best 94 yards on six catches in 43-28 win vs. Green Bay (Sept. 29), including insurance points on 37-yard touchdown grab ... missed games in weeks nine to 11 with injury. **1984:** Stamped his mark as one of most feared deep threats in NFL with 78 pass receptions for 1,555 yards and 12 touchdowns en route to second consecutive Pro Bowl berth ... averaged 45.3 yards per touchdown catch ... total of 78 catches tied own club mark set year before ... eclipsed 100-yard receiving mark six times and caught five or more passes nine times ... caught fourth quarter touchdown passes of 47 and 56 yards in 34-33 comeback win over Indianapolis (Sept. 16) ... pulled down third period scoring strikes of 70 and 45 yards in 31-20 win over Dallas (Oct. 7) ... piled up two more touchdowns on aerials of 38 and 83 yards in 26-24 comeback win over Washington (Oct. 21) ... in season finale, enjoyed career-best 196 yards on eight catches, including touchdown grabs of 75 and 18 yards vs. Redskins (Dec. 16). **1983:** In his first 16-game season as a wide receiver, blossomed as Cardinals' all-time single-season record holder with 78 receptions for 1,227 yards ... caught five or more passes 10 times ... eye-opening four touchdown catches in 33-28 win over Seattle (Nov. 13) ... caught 26-yard game-winner with 29 seconds left vs. Philadelphia (Sept. 25) in 14-10 victory ... 14 touchdown catches were most by Cardinal since Randle set club record of 16 in 1960 ... season-best 133-yards on eight grabs vs. Washington (Nov. 6), and four vs. Seattle (Nov. 13), totalling seven in three-game stretch ... over final eight games of season, caught 35 passes for 629 yards, 17.9 average and 10 touchdowns. **1982:** First season as full-time wide receiver ... ranked second on team with 32 pass receptions ... enjoyed career-best 10 receptions with 170 yards vs. Dallas (Sept. 19) ... caught dramatic game-winning and playoff-clinching touchdown on eight-yard reception with 27 seconds showing on clock in 24-21 win over N.Y. Giants (Dec. 26) ... ran ball six times on reverses or fake punts ... caught nine passes for 113 yards in playoff loss to Green Bay (Jan. 8, 1983) ... also made five tackles on special teams coverage units. **1981:** Turned in one of most unique, inimitable seasons in recent NFL history as first authentic two-way performer in league in more than two decades ... began year as fifth defensive back but when injuries depleted the receiving corps, he was inserted as surprise wide receiver vs. Dallas (Sept. 13) and promptly caught 60-yard touchdown pass on first play ... made headlines next week vs. Redskins when he became first player to catch touchdown pass and intercept pass in same game since Washington's Eddie Sutton performed feat in 1957 ... in that game, he was on field for total of 99 plays (offense, defense, four special teams) and caught four passes for 115 yards, including 58-yard touchdown on first play of game ... for year,

His 1,555 receiving yards in 1984 was highest total by an NFL player in 19 years and still remains the fourth most yards in league history behind Charley Hennigan's 1,746 (1961), Lance Alworth's 1,602 (1965), and Jerry Rice's 1,570 (1986).

During sensational 1984 season, he averaged 45.3 yards per touchdown catch.

(Continued on page 50)

(Roy Green continued from page 49)

caught and intercepted a pass in same game three times (vs. Washington Sept. 20, Buffalo Nov. 15, and New Orleans Dec. 6) ... hauled in game-winner in final minute with 33-yard touchdown reception in 27-20 victory over New England (Nov. 29) ... against New Orleans (Dec. 6), caught one pass for 28 yards, returned an interception for 29 yards, broke up another pass, and sealed victory in fourth quarter with 44-yard touchdown run from up-back position in punt formation in 30-3 St. Louis win ... 21.4 yards-per-catch average led NFC ... attended both offense and defense meetings and was tutored after hours by coaching staff ... made 15 tackles on defense with 11 passes defended ... also returned eight kickoffs for 16.9-yard average. **1980:** Started six games at strong safety, finishing season with 38 tackles, 1 sack, and 1 interception with 9

Began NFL career as defensive back from 1979-81, making history in '81 vs. Washington on Sept. 20 when he became the first player to catch a touchdown pass and intercept a pass in the same game since the Redskins' Eddie Sutton in 1957.

passes defended ... first career interception came against Dallas (Nov. 16) ... Earned game most valuable player honors for 57-yard punt return for touchdown in fourth quarter in 24-23 win over Detroit (Dec. 7) ... returned 16 punts for 10.5-yard average, good for third in NFC and fourth in league ... also returned 32 kickoffs for 745 yards and 23.3-yard average which ranked sixth in NFL and fourth in conference ... missed final game of season with knee strain. **1979:** Burst onto NFL scene with 106-yard kickoff return for touchdown vs. Dallas (Oct. 21) ... the return tied NFL record held by Al Carmichael of Green Bay (Oct. 7, 1956) and Nolan Smith of Kansas City (Dec. 17, 1967) ... ranked second in NFC and fourth in league with 24.6-yard return average on 41 returns for 1,007 yards ... returned nine of those kickoffs for more than 30 yards ... on defense, recorded 33 tackles, 2 passes defended, and recovered 2 fumbles ... also returned eight punts for 42 yards ... named to *The Sporting News* and *Pro Football Weekly* all-NFC team as return specialist. **College/Personal:** Versatile NAIA all-America in 1978 at Henderson State in Arkansas ... played defensive back and returned kickoffs and punts ... scored touchdowns in all three categories (26-yard interception, 74-yard punt return, 90-yard kickoff return) during collegiate career ... three-sport letterman at Magnolia H.S. in hometown of Magnolia, Ark ... inducted into Arkansas Hall of Fame in 1984 ... very active in numerous football camps ... team's 1985 nominee for NFL Man-of-the-Year ... born June 30, 1957 ... Green and wife, Sharon, have two daughters, Myosha (Oct. 23, 1980) and Candace (July 12, 1984) ... they reside in Tempe.

Receiving

Year	No.	Yds.	Avg.	Long	TD
1979	1	15	15.0	15	0
1980	-	-	-	-	-
1981	33	708	21.4	60	4
1982	32	454	14.2	42	3
1983	78	1,227	15.7	711	14
1984	78	1,555	19.9	83t	12
1985	50	693	13.9	47	5
1986	42	517	12.3	48t	6
1987	43	731	17.0	57	4
1988	68	1,097	16.1	52	7
1989	44	703	16.0	59T	7
Totals	469	7,700	16.4	83t	62

Rushing

Year	No.	Yds.	Avg.	Long	TD
1979	-	-	-	-	-
1980	-	-	-	-	-
1981	3	60	20.0	44t	1
1982	6	8	1.2	13	0
1983	4	49	12.3	25	0
1984	-	-	-	-	-
1985	-	-	-	-	-
1986	2	-4	-2.0	1	0
1987	2	34	17.0	26	0
1988	4	1	0.3	18	0
1989	-	-	-	-	-
Totals	21	148	7.0	44t	1

Punt Returns

Year	No.	Yds.	Avg.	Long	TD
1979	8	42	5.3	14	0
1980	16	168	10.5	57t	1
1981	—	—	—	—	—
1982	3	20	6.7	11	0
Totals	27	230	8.5	57t	1

Kickoff Returns

Year	No.	Yds.	Avg.	Long	TD
1979	41	1,005	24.5	106t	1
1980	32	745	23.3	37	0
1981	8	135	16.9	28	0
1982	—	—	—	—	—
1983	1	14	14.0	14	0
1984	1	18	18.0	18	0
Totals	83	1,917	23.1	106t	1

Pass Interceptions

Year	No.	Yds.	Avg.	Long	TD
1979	—	—	—	—	—
1980	1	10	10.0	10	0
1981	3	44	14.7	29	0
Totals	4	54	13.5	29	0

Tackles-QB Sacks

Year	Solo	Assists	Total	QB Sacks
1979	27	6	33	0
1980	21	17	38	1
1981	13	2	15	0
1982	4	1	5	0
1983	5	0	5	0
Totals	70	26	96	1

Roy Green's 100-Yard Receiving Days

Date	Opponent	No.	Yards	Long	TDs
Sept. 20, 1981	Washington	4	115	58t	1
Sept. 19, 1982	Dallas	10	170	35	0
Jan. 8, 1983	Green Bay	9	113	29	0
Sept. 18, 1983	San Francisco	8	133	33	0
Oct. 24, 1983	N.Y. Giants	6	100	34	0
Nov. 13, 1983	Seattle	6	130	63t	4
Sept. 16, 1984	Indianapolis	8	183	56t	2
Oct. 7, 1984	Dallas	8	189	70t	2
Oct. 14, 1984	Chicago	6	166	54	0
Oct. 21, 1984	Washington	6	163	83t	2
Nov. 4, 1984	L.A. Rams	5	105	53t	1
Dec. 16, 1984	Washington	8	196	75t	2
Dec. 7, 1986	Philadelphia	6	100	48t	1
Sept. 20, 1987	San Diego	7	139	57	1
Dec. 27, 1987	Dallas	7	112	23	0
Oct. 9, 1988	Pittsburgh	4	119	40	0
Nov. 13, 1988	N.Y. Giants	9	176	49	1
Sept. 17, 1989	Seattle	8	166	59t	3
Dec. 3, 1989	Washington	8	116	50	0

Regular-Season Single-Game Career Bests—Yards Receiving: 196 at Washington, Dec. 16, 1984. **Receptions:** 10 vs. Dallas, Sept. 12, 1982. **Longest Reception:** 83t vs. Washington, Oct. 21, 1984. **TDs Receiving:** 4 vs. Seattle, Nov. 13, 1983.

Playoff Single-Game Career Bests—Yards Receiving: 113 vs. Green Bay, Jan. 8, 1983. **Receptions:** 9 vs. Green Bay, Jan. 8, 1983. **Longest Reception:** 29 vs. Green Bay, Jan. 8, 1983. **TDs Receiving:** None.

Games (Starts)—1979: 16 (0), 1980: 15 (6), 1981: 16 (2), 1982: 9 (9), 1983: 16 (16), 1984: 16 (16), 1985: 13 (13), 1986: 11 (10), 1987: 12 (12), 1988: 16 (16), 1989: 12 (12). **Totals:** 152 (112).

Gary Hadd

73 • Defensive Tackle

6-4 • 278 • Third Year • Minnesota • Plan B Free Agent, March 8, 1989

Pro Career: Signed by Cardinals as free agent March 8, 1989 under Plan B ... supplies inside support to Cards' defensive line ... has endured injury problems first two years ... comes

from Detroit's 3-4 defensive scheme to Cardinals' 4-3 alignment, perhaps better-suited to his abilities. **1989:** Started in place

of injured Rod Saddler (knee) in opener at Detroit (Sept. 10), but suffered right knee injury himself ... spent next three games on inactive list ... returned in time to start at Washington (Oct. 8) and vs. Philadelphia (Oct. 15), but sustained another injury—this time to the left knee—and was able to start just one game

the rest of the season, against Dallas (Nov. 12) ... registered four tackles vs. Denver (Dec. 16) after starter Jim Wahler sustained hamstring pull ... finished year with 10 tackles. **1988:** Eighth-round selection by Detroit in 1988 NFL draft ... relegated to injured reserve (foot) prior to regular-season opener ... activated Nov. 18 for final five games of season.

College/Personal: Four-year starter for Minnesota at both nose guard and defensive tackle ... one of Big Ten Conference's leaders in tackles for losses as junior with 11 ... boasted career-best 49 tackles as senior to finish collegiate playing days with 141 tackles, 23 tackles for loss, and nine quarterback sacks ... all-conference and all-Minnesota defensive lineman at Burnsville (Minn.) High School ... lettered in football, track, and wrestling ... business major at Minnesota ... born October 19, 1965 ... resides in Phoenix with wife, Kathleen.

An avid off-season fisherman.



Tackles-QB Sacks

Year	Solo	Assists	Total	QB Sacks
1988*	0	0	0	0
1989	10	2	12	0
Totals	10	2	12	0
Cards	10	2	12	0

*Detroit

Games (Starts)—*1988: 5 (0). 1989: 10 (4).
Totals: Overall 15 (4), Cards 10 (4).

Ken Harvey

56 • Outside Linebacker

6-2 • 225 • Third Year • California • First Round, 1988

Pro Career: Possesses intriguing combination of strength and speed ... has pounded opponents for 13 sacks his first two pro seasons ... with another year of adjustment under his belt, could emerge as a true threat on defense in 1990 ... assumed

starting left linebacker spot after departure of eight-year veteran E.J. Junior in 1989 and hit the ground running. **1989:** Battered opponents for 87 solo stops and 120 overall, second on club to Pro Bowl safety Tim McDonald ... seven quarterback sacks led Phoenix defense ... kicked into high gear over final eight games of season with 82 tackles (74 solo) and four quarterback sacks ... first NFL starting role came in 16-13 season opening victory in Detroit with three tackles and sack ... credited with forced fumble that led to Cards score in 34-20 win over Atlanta (Oct. 22) ... posted then career-high 14 solo tackles vs. Washington (Dec. 3), then bettered that figure when he battered Denver (Dec. 16) for 15 solo hits and his seventh quarterback sack of season ... rolled up seven or more tackles in nine games. **1988:** Finished rookie campaign with 36 tackles and 6 quarterback sacks ... his sack total ranked second on club to Freddie Joe Nunn's 14 ... sacked Washington quarterback Mark Rypien for safety in 30-21 victory over Redskins (Sept. 25) ... rolled up five solo stops and sack that led to key victory in 24-23 comeback win over San Francisco (Nov. 6) ... posted sacks in three consecutive games vs. Houston (Nov. 20), Philadelphia (Nov. 27) and N.Y. Giants (Dec. 4) ... also added 12 tackles in that span ... played extensively final two games of season, including more downs in last five games (195) than in first 11 (128). **College/Personal:** First team all-Pac-10 Conference pick as senior with 103 tackles and 9 sacks ... awarded defensive player-of-the-game honors in 1988 East-West Shrine Game ... set weight lifting record at Cal

with combined lift of 1,885 pounds (425 bench, 525 squat, 600 dead, and 335 clean) ... transferred to California from Laney (Tex.) J.C. where he was all-America honorable mention ... standout fullback and strong safety at Lanier (Tex.) High School as junior but sat out senior season ... physical education major ... born May 6, 1965 in Austin, Tex. ... resides in Phoenix with wife, Janice.

Before senior year in high school, dropped out of school and was working in a McDonald's franchise as a line cook. His current agent, Joe Martin, spotted him working out in an Austin, Tex. gym, made a call to the coach at Laney (Tex.) J.C., and the rest is history! While working in a lumber yard during the summer prior to attending Laney, Harvey's supervisor called Martin, saying he had a problem with the football player. "He told me he asked Ken to pick up some 2X4s. He meant with a hydraulic lift but Ken was hoisting 300 pounds of lumber himself."



An accomplished weight lifter, Harvey was referred by Cal Head Coach Joe Kapp as "E.F. Harvey. When he goes into the weight room, everybody watches."

Thirty-one-inch waist and seven percent body fat content.

with combined lift of 1,885 pounds (425 bench, 525 squat, 600 dead, and 335 clean) ... transferred to California from Laney (Tex.) J.C. where he was all-America honorable mention ... standout fullback and strong safety at Lanier (Tex.) High School as junior but sat out senior season ... physical education major ... born May 6, 1965 in Austin, Tex. ... resides in Phoenix with wife, Janice.

(Continued on page 54)

(Ken Harvey continued from page 53)

Tackles-QB Sacks

Year	Solo	Assists	Total	QB Sacks
1988	33	3	36	6
1989	87	33	120	7
Totals	120	36	156	13

Games (Starts)—1988: 16 (0). 1989: 16 (16).
Totals: 32 (16).

Eric Hill

58 • Middle Linebacker

6-1 • 248 • Second Year • Louisiana State • First Round, 1989

Pro Career: Lived up to his first-round draft billing in 1989 with a solid and productive rookie season in 1989 ... posted 91 tackles, one quarterback sack, recovered two fumbles and forced a third, and batted down one pass ... earned numerous all-rookie acclaim (UPI, *College and Pro Football* Newsweekly, *Pro Football Weekly*, and *Football Digest*) ... started 14 games at middle linebacker, missing one contest due to injury and playing in reserve role in opener vs. Detroit's run-n-shoot offense ... in first NFL game, credited with two tackles on kickoff coverage units (four overall) and forced fumble on kickoff return near end of game to seal Cardinals' 16-13 victory over Detroit (Sept. 10) ... in first NFL starting assignment, piled up four solo stops in 34-24 win over Seattle (Sept. 17) ... began to showcase his wares by third game of season with 14 tackles vs. N.Y. Giants (Sept. 24), including 10 solo stops ... credited with nine tackles each vs. Philadelphia (Oct. 15) and N.Y. Giants (Nov. 5) ... suffered ankle sprain vs. L.A. Rams (Nov. 19) and sat out most of game, then was inactive vs. Tampa Bay (Nov. 26) ... returned to lineup vs. Washington (Dec. 3) but left game early when he re-aggravated the right ankle ... despite the limiting injury, played entire game vs. L.A. Raiders (Dec. 10) and responded with eight tackles, while he also separated Raiders' quarterback Steve Beuerlein from ball on first NFL sack and made recovery to set up Cards' first touchdown. **College/Personal:** First-team all-Southeastern Conference selection and honorable mention all-America as senior ... three-year starter LSU ... two-time all-Houston and all-District linebacker and tight end at Ball (Galveston, Tex.) High ... education major while at LSU ... born Nov. 14, 1966 ... single and resides in Tempe, Ariz.



All-Southeastern Conference and first-round selection by Cardinals in 1989 NFL draft.

Newsweekly, *Pro Football Weekly*, and *Football Digest*) ...

started 14 games at middle linebacker, missing one contest due to injury and playing in reserve role in opener vs. Detroit's run-n-shoot offense ... in first NFL game, credited with two tackles on kickoff coverage units (four overall) and forced fumble on kickoff return near end of game to seal Cardinals' 16-13 victory over Detroit (Sept. 10) ... in first NFL starting assignment, piled up four solo stops in 34-24 win over Seattle (Sept. 17) ... began to showcase his wares by third game of season with 14 tackles vs. N.Y. Giants (Sept. 24), including 10 solo stops ... credited with nine tackles each vs. Philadelphia (Oct. 15) and N.Y. Giants (Nov. 5) ... suffered ankle sprain vs. L.A. Rams (Nov. 19) and sat out most of game, then was inactive vs. Tampa Bay (Nov. 26) ... returned to lineup vs. Washington (Dec. 3) but left game early when he re-aggravated the right ankle ... despite the limiting injury, played entire game vs. L.A. Raiders (Dec. 10) and responded with eight tackles, while he also separated Raiders' quarterback Steve Beuerlein from ball on first NFL sack and made recovery to set up Cards' first touchdown.

Upon arriving in Phoenix, Hill was taken out to dinner by Cards' offensive lineman Lance Smith just as Smith had done in 1985 as LSU senior while recruiting Hill for LSU.

... suffered ankle sprain vs. L.A. Rams (Nov. 19) and sat out most of game, then was inactive vs. Tampa Bay (Nov. 26) ... returned to lineup vs. Washington (Dec. 3) but left game early when he re-aggravated the right ankle ... despite the limiting injury, played entire game vs. L.A. Raiders (Dec. 10) and responded with eight tackles, while he also separated Raiders' quarterback Steve Beuerlein from ball on first NFL sack and made recovery to set up Cards' first touchdown.

College/Personal: First-team all-Southeastern Conference selection and honorable mention all-America as senior ... three-year starter LSU ... two-time all-Houston and all-District linebacker and tight end at Ball (Galveston, Tex.) High ... education major while at LSU ... born Nov. 14, 1966 ... single and resides in Tempe, Ariz.

While linebacker and tight end at Ball High (Galveston, Texas), once registered six quarterback sacks, caused three fumbles and caught a touchdown pass in same game.

Tackles-QB Sacks

Year	Solo	Assists	Total	QB Sacks
1989	58	33	91	1
Totals	58	33	91	1

Opp. Fumbles Recovered

Year	No.	Yds.	Avg.	Long	TD
1989	2	0	0.0	0	0
Totals	2	0	0.0	0	0

Games (Starts)—1989: 15 (14). Totals: 15 (14).

Gary Hogeboom

5 • Quarterback

6-4 • 208 • 11th Year • Central Michigan • Plan B Free Agent, March 4, 1989

Pro Career: High-profile Plan B free agent signed by Cardinals during 1989 off-season ... provides quality complement at the quarterback position ... joined Cardinals after three seasons with Indianapolis (1986-88) and six with Dallas (1980-85) ... hampered by injuries during 1986-87 and again last year ... played in just one game in each of 1980 and '81 seasons ... selected in fifth round by Dallas in 1980 NFL draft ... traded to Indianapolis (Mar. 28, 1986) when teams exchanged positions in second round of draft (Dallas used pick from Colts to select Arizona State running back Darryl Clack 33rd overall while Indianapolis used Cowboys' 47th spot to select quarterback Jack Trudeau). **1989:** Showcased impressively in first season as Cardinal until elbow injury in week five affected his production ... posted career-bests in passing yardage (2,591), completions (204) and touchdowns (14), but also endured his worst campaign with 19 interceptions ... authored impressive statistics first five games of season, completing 100 of 169 attempts (59.2 percent) for 1,341 yards with 10 touchdowns, good for no. 2 ranking in touchdowns in the conference ... after the injury, however, threw just four more scoring passes and eclipsed 200 yards passing just twice ... completed 21 of 35 pass attempts for 264 yards in 16-13 opening-game victory over Detroit, along the way converting four of six third-down situations with passes ... clicked on four scoring tosses in 34-20 win over Seattle (Sept. 17), including three to Roy Green ... in that win over the Seahawks, engineered 10 of 12 third-down conversions and completed eight of nine passes for 119 yards in second half as Cards sealed victory ... suffered through career-worst four interceptions (three in first period alone) when four of his first eight passes were intercepted vs. N.Y. Giants (Sept. 24), but came back to complete 20 of 35 attempts for a season-high 296 yards and three scoring aerials vs. Washington (Oct. 8) ... sat out game vs. Eagles (Oct. 15) after elbow became sore and inhibited throwing motion ... in his first return to Texas Stadium since he played with



His back-up quarterback at Central Michigan was Oakland Athletics' left-handed pitcher Curt Young.

(Continued on page 56)

(Gary Hogeboom continued from page 55)

Dallas from 1980-85, threaded 17 of 31 passes for 164 yards to lead Cardinals to 19-10 triumph over Cowboys (Oct. 29) ... pulled in favor of Tom Tupa in return meeting vs. Dallas (Nov. 12) after he got up groggy in first half, then yielded to Tupa and, eventually, rookie Timm Rosenbach vs. L.A. Rams (Nov. 19) ... returned with vengeance to complete eight of 11 passes for 131 yards in solid first half vs. Washington (Dec. 3), but left game with dislocated index finger on throwing hand ... fired pair of scoring tosses to Green in finale vs. Philadelphia (Dec. 24). **1988:** Started season opener for Colts but was relegated to spot duty in eight other appearances ... connected on 15 of 20 passes for 209 yards and one touchdown in season opener vs. Houston but relinquished starting role to Trudeau and Chris Chandler for remainder of season as Colts utilized wishbone attack on occasion ... season stats included 78 completions, 131 attempts, 996 yards, 7 touchdowns, and 7 interceptions ... came off bench for injured Chandler to thread 15 of 32 passes for 202 yards vs. Buffalo (Oct. 9), including 39-yard scoring strike to Clarence Verdin ... again relieved Chandler vs. San Diego (Oct. 23), turning in 11-of-19 performance for 132 yards and 25-yard touchdown to Matt Bouza ... connected on one of two passes vs. Denver (Oct. 31), a 53-yard scoring strike from wishbone formation to Bill Brooks ... top relief effort against Buffalo (Dec. 18) when he engineered touchdown drives of 80 and 75 yards in last 5:32 of game to cap 17-14 win ... connected on 10 of 15 passes for 89 yards and pair of scores on the day ... lone rushing touchdown came against N.Y. Jets (Nov. 6). **1987:** Suffered through injury-plagued season ... three injuries (thumb, cracked rib/punctured lung, dislocated right shoulder) limited him to six starting roles ... Colts were 4-2 in six games Hogeboom started ... suffered injury to thumb ligament during preseason vs. Houston (Aug. 29), punctured lung vs. N.Y. Jets (Oct. 11), and dislocated right shoulder vs. Houston (Nov. 29) ... connected on 17 of 25 passes for 259 yards and eye-popping five touchdowns in 47-6 win vs. Buffalo (Oct. 4) to tie club record for scoring strikes in game (Gary Cuozzo, Nov. 14, 1965) ... named AFC offensive player-of-the-week for his efforts vs. Bills ... returned from thumb injury in impressive style with 27-43-282 day vs. Miami (Sept. 20) ... led Colts to 40-21 triumph over Dolphins later in season (Nov. 15), hitting 22 of 37 tosses for 218 yards ... connected on scoring aeriels of 22 and 72 yards to Albert Bentley vs. Houston (Nov. 29) before season-ending thumb injury. **1986:** Started first two contests and final three games of season ... spent 11 weeks on injured reserve list after shoulder separation vs. Miami (Sep. 14) ... guided club to trio of victories to close campaign ... in that 3-0 stretch, completed 61.9 percent of passes (57-92) for 725 yards and s touchdowns ... threaded 23 of 33 passes for 318 yards and two scores in 24-14 win over Buffalo (Dec. 14), also adding one touchdown rushing ... 8.01-yard average per attempt marked the first time since Bert Jones (9.05, 1978) that a Colts' quarterback exceeded an eight-yard seasonal average and ranked third among league signal-callers. **1985:** Started two contests as backup to Danny White in Dallas ... completed 70 of 128 passes (54.7%) with five touchdowns ... connected on 15 of 25 attempts for 172 yards and one touchdown vs. Philadelphia (Oct. 20) ... authored

Received NFL baptism by fire with first extensive action in 1982 NFC Championship Game vs. Washington, completing 14 of 29 passes for 182 yards and two touchdowns in losing effort, subbing for injured Danny White.

career highs in attempts (49) and yards (389) in other start vs. San Francisco (Dec. 22) ... completed 17 of 24 passes for 266 yards and two touchdowns in relief role vs. Detroit (Sept. 15), also scoring on two-yard run. **1984:** In first pro start, threaded 33 of 47 attempts for 343 yards in 20-13 win over L.A. Rams (Sept. 3, 1984) ... led Dallas to 6-4 mark as starter for first 10 games of campaign before being benched in favor of White ... connected on 195 of 367 attempts for 2,388 yards and 7 touchdowns but also tossed 14 interceptions ... hit on season-best 68-yard scoring play vs. Chicago (Sept. 30) ... two touchdown passes vs. Cardinals (Nov. 11). **1983:** Saw action in just six games as reserve ... completed 11 of 17 attempts for 151 yards. **1982:** Played in just four games during regular season with three completions in eight attempts for 45 yards ... thrust into spotlight when he came off the bench for injured Danny White in NFC title game vs. Washington, connecting on 14 of 29 passes for 182 yards and two touchdowns in defeat. **1981 & 1980:** Played in one contest each year without attempting a pass. **College/Personal:** Two-year starter at Central Michigan who engineered 24 wins in 28 games, including 19-2-1 record in final two seasons ... named Mid-American Conference player-of-the-year in 1979 ... set school total offense mark of 4,045 yards with 3,088 yards passing and 957 rushing ... attended Northview High School in Grand Rapids, Michigan ... has worked extensively with Special Olympics and Wish with Wings causes ... born August 21, 1958 ... resides in Phoenix with wife, Kristi, and children Heidi Jo (Nov. 30, 1982), Jake (July 10, 1984)

Passing

Year	Att.	Comp.	Yds.	Pct.	Avg./Att.	TD	Int.	Long	Tkld/Lost	Rating
1980*	—	—	—	—	—	—	—	—	—	—
1981*	—	—	—	—	—	—	—	—	—	—
1982*	8	3	45	37.5	5.63	0	1	26	0/0	17.2
1983*	17	11	161	64.7	9.47	1	1	24	0/0	90.6
1984*	367	195	2,366	53.1	6.45	7	14	68†	26/21†	63.7
1985*	126	70	978	55.6	7.76	5	7	58†	14/118	70.8
1986**	144	85	1154	59.0	8.01	6	6	60	18/144	81.2
1987**	168	99	1145	58.9	6.82	9	5	72†	8/63	85.0
1988**	131	76	996	58.0	7.60	7	7	55	12/88	77.7
1989	364	204	2591	56.0	7.12	14	19	59†	40/286	69.5
Totals	1,325	743	9,436	56.1	7.12	49	60	72†	118/890	72.0
Cards	364	204	2591	56.0	7.12	14	19	59†	40/286	69.5

*Dallas **Indianapolis

and Kasi (June 19, 1987).

Rushing

Year	No.	Yds.	Avg.	Long	TD
1980*	—	—	—	—	—
1981*	—	—	—	—	—
1982*	3	3	1.0	3	0
1983*	6	-10	-1.7	-1	0
1984*	15	19	1.3	11	0
1985*	8	48	6.0	15	1
1986**	10	20	2.0	6	1
1987**	3	3	1.0	2	0
1988**	11	-8	-0.7	6	1
1989	27	89	3.3	15	1
Totals	83	164	1.9	15	4
Cards	27	89	3.3	15	1

*Dallas **Indianapolis

Games (Starts)—*1980: 1 (0). *1981: 1 (0). *1982: 4 (0). *1983: 6 (0). *1984: 16 (10). *1985: 16 (2). **1986: 5 (5). **1987: 6 (6). **1988: 9 (1). 1989: 14 (13). Totals: 78 (37); Cards 14 (13); Dallas: 44 (12); Indianapolis: 20 (12).

*Dallas **Indianapolis

(Continued on page 58)

(Gary Hogeboom continued from page 57)

Career Game-By-Game Passing

	Att.	Comp.	Yds.	Pct.	TD	Int.	Tkld/Lost	Long
1982								
Cleveland, Nov. 25	2	0	0	00.0	0	1	0/0	0
At Houston, Dec. 13	6	3	45	50.0	0	0	0/0	26
Totals	8	3	45	37.5	0	1	0/0	26
Playoffs								
At Washington, Jan. 22	29	14	162	48.3	2	2	0/0	23t
1983								
Philadelphia, Oct. 16	2	2	44	100.0	0	0	0/0	23
At N.Y. Giants, Oct. 30	1	1	6	100.0	0	0	0/0	6
At Seattle, Dec. 4	4	4	60	100.0	1	0	0/0	24
At San Francisco, Dec. 19	4	10	51	40.0	0	1	0/0	14
Totals	17	11	161	64.7	1	1	0/0	24
1984								
At L.A. Rams, Sept. 3	47	33	343	70.2	1	1	2/22	43
At N.Y. Giants, Sept. 9	43	21	242	48.8	1	1	5/36	32
Philadelphia, Sept. 16	40	22	320	55.0	1	0	2/17	33
Green Bay, Sept. 23	35	17	230	48.6	0	1	4/30	36
At Chicago, Sept. 30	29	18	265	62.1	1	0	1/11	68t
St. Louis, Oct. 7	28	13	143	46.4	0	2	1/10	30
At Washington, Oct. 14	24	13	169	54.2	0	2	2/18	31
New Orleans, Oct. 21	18	11	107	61.1	0	1	1/6	18
N.Y. Giants, Nov. 4	25	13	158	52.0	1	2	3/25	30t
At St. Louis, Nov. 11	33	12	147	36.4	2	2	2/13	26t
At Buffalo, Nov. 18	45	22	242	48.9	0	2	3/23	23
Totals	367	195	2,366	53.1	7	14	26/211	68t
1985								
At Detroit, Sept. 15	24	17	255	70.8	2	0	1/6	44t
Cleveland, Sept. 22	1	1	18	100.0	0	0	0/0	18
At Philadelphia, Oct. 20	25	15	172	60.0	1	2	1/9	20
Chicago, Nov. 17	22	6	60	30.0	0	3	2/15	32
N.Y. Giants, Dec. 15	5	3	84	60.0	1	0	4/50	58t
At San Francisco, Dec. 22	49	28	389	57.1	1	2	6/38	37
Totals	126	70	978	55.6	5	7	14/118	58t
1986								
At New England, Sept. 7	35	15	241	42.9	0	0	6/48	38
At Miami, Sept. 14	20	13	188	65.0	0	1	3/33	60
At Atlanta, Dec. 7	29	15	167	51.7	2	3	3/16	28
Buffalo, Dec. 14	33	23	318	69.7	2	0	3/22	45
At L.A. Raiders, Dec. 21	30	19	240	63.3	2	2	3/25	22
Totals	144	85	1,154	59.0	6	6	18/144	60
1987								
Miami, Sept. 20	43	27	282	62.8	1	1	2/24	21
At Buffalo, Oct. 4	25	17	259	68.0	5	0	0/0	43
N.Y. Jets, Oct. 11	28	15	115	53.6	0	1	3/19	31
At Miami, Nov. 15	37	22	218	59.5	1	0	0/0	26
At New England, Nov. 22	20	10	122	50.0	0	3	3/20	25
Houston, Nov. 29	15	8	149	53.3	2	0	0/0	72t
Totals	168	99	1,145	58.9	9	5	8/63	72t
1988								
Houston, Sept. 4	20	15	209	75.0	1	1	5/39	58
At Buffalo, Oct. 9	32	15	202	46.9	1	2	2/17	39
At San Diego, Oct. 23	19	11	132	57.9	1	0	0/0	28
Denver, Oct. 31	2	1	53	50.0	1	0	0/0	53t
At Minnesota, Nov. 20	13	8	94	61.5	0	1	1/8	19
At N.Y. Jets, Dec. 10	30	16	217	53.3	1	3	4/24	50t
Buffalo, Dec. 18	15	10	89	66.7	2	0	0/0	19
Totals	131	76	996	58.0	7	7	12/88	58

1989	Att.	Comp.	Yds.	Pct.	TD	Int.	Tkld/Lst	Long
At Detroit, Sept. 10	35	21	264	60.0	1	1	0/0	24
At Seattle, Sept. 17	24	18	298	75.0	4	1	0/0	59t
At N.Y. Giants, Sept. 24	32	19	222	59.4	1	4	5/39	23
San Diego, Oct. 1	43	22	261	51.2	1	2	4/29	59t
At Washington, Oct. 8	35	20	296	57.1	3	3	1/5	28
Atlanta, Oct. 22	25	17	181	68.0	0	1	1/1	31
At Dallas, Oct. 29	31	17	164	54.8	0	0	4/22	27
N.Y. Giants, Nov. 5	31	13	157	41.9	0	1	7/46	31
Dallas, Nov. 12	13	7	91	53.9	0	0	2/12	28
At L.A. Rams, Nov. 19	10	6	48	60.0	0	2	1/2	24
Tampa Bay, Nov. 26	38	17	207	44.7	0	0	2/20	22
Washington, Dec. 3	11	8	131	72.7	0	1	1/11	50
At L.A. Raiders, Dec. 10	24	12	160	50.0	2	0	5/34	35t
Denver, Dec. 16	22	12	106	54.5	0	1	5/33	24
At Philadelphia, Dec. 24	28	12	212	42.9	2	2	4/32	37
Totals	364	204	2,591	56.0	14	19	40/266	59t

Regular-Season Single-Game Career Bests—Pass Attempts: 49 at San Francisco, Dec. 22, 1984. Completions: 33 at L.A. Rams, Sept. 3, 1984. Passing Yards: 389 at San Francisco, Dec. 22, 1985. Longest Completion: 72t vs. Houston, Nov. 29, 1987. TDs Passing: 5 at Buffalo, Oct. 4, 1987. Interceptions: 4 at N.Y. Giants, Sept. 24, 1989.

Playoff Single-Game Career Bests—Pass Attempts: 29 at Washington, Jan. 22, 1982. Completions: 14 at Washington, Jan. 22, 1982. Passing Yards: 162, at Washington, Jan. 22, 1982. Longest Completion: 23t at Washington, Jan. 22, 1982. TDs Passing: 2, at Washington, Jan. 22, 1982. Interceptions: 2, at Washington, Jan. 22, 1982.

Don Holmes

83 • Wide Receiver

5-10 • 177 • Fifth Year • Mesa (Colo.) College • Waivers (Indpls.), 1986

Pro Career: Has filled role for four seasons as extra wideout in Cards' passing game ... gained valuable experience each of last three seasons at receiver while providing solid special teams play ... possesses explosive burst off line of scrimmage. **1989:** Posted career-best numbers as third/fourth wide receiver ... finished season with 13 receptions for team-high 20.8 average, including 77-yard scoring sprint vs. L.A. Rams (Nov. 14) ... made spectacular 35-yard over-the-shoulder grab vs. San Diego

Began college career at Colorado as a starter in 1979, transferred to Galivan J.C. where he sat out the 1980 season and red-shirted in 1981, returned to Colorado in 1982 as a starting wingback, then transferred to Mesa College in 1984.



(Oct. 1) ... corralled three passes for 63 yards vs. Washington (Oct. 8) ... saw ample playing time with two catches when Roy Green left game vs. N.Y. Giants (Nov. 5) ... scored first NFL touchdown when he

(Continued on page 60)

(Don Holmes continued from page 59)

turned simple hitch pattern into 77-yard touchdown sprint vs. Rams (Nov. 14) ... entered game vs. L.A. Raiders (Dec. 10) when Ernie Jones suffered collarbone injury, then caught one pass for 10 yards in starting role vs. Denver (Dec. 16) ... was inactive for season finale. **1988:** Pencilled in as third receiver until rookie Ernie Jones stepped forward ... only reception was 10-yarder in 30-21 win over Washington (Sept. 25) ... came through with two tackles on kick coverage units vs. Pittsburgh (Oct. 9), and six solos for the year. **1987:** Hauled in 11 catches for 132 yards in first extensive NFL action ... With Roy Green and Troy Johnson nursing injuries, given starting nod vs. Tampa Bay (Nov. 8) and responded with four catches, including fourth quarter 23-yarder that fueled game-winning drive in 31-28 comeback miracle victory ... snared pair of passes in opener vs. Dallas (Sept. 13) and three more vs. San Diego (Sept. 20) as third wideout ... returned one kickoff 25 yards ... finished preseason with team-best 137 yards receiving (eight catches). **1986:** Played in final 12 games of season ... saw only sporadic action as extra wide receiver and on kickoff units ... did fine job as "Hawk" or "Bullet" on kickoff coverage units ... credited with five solo stops on kickoff cover units and returned one kickoff for two yards ... originally 12th-round choice of Atlanta in 1984 draft ... arrived at Falcons' camp in 1985 but failed to make roster ... signed with Indianapolis as free agent in 1986 but spent most of time on injured reserve list before Cardinals' claimed him off waiver list. **College/Personal:** NAIA all-America wide receiver at Mesa College (Colo.) in 1984 ... boasted seven touchdowns of 50 yards or more as senior ... attended Northwestern High School in Miami, Fla ... born April 1, 1961 ... resides in Phoenix, with wife, Mary, and children Don, Jr. (Aug. 24, 1985) and Jessica Anne (Aug. 8, 1987).

Well-traveled college career has been followed by NFL stops in Atlanta, Indianapolis, and now St. Louis-Phoenix.

Receiving

Year	No.	Yds.	Avg.	Long	TD
1986	—	—	—	—	—
1987	11	132	12.0	23	0
1988	1	10	10.0	10	0
1989	13	271	20.8	77	1
Totals	34	413	12.1	77	1

Kickoff Returns

Year	No.	Yds.	Avg.	Long	TD
1986	1	2	2.0	2	0
1987	1	25	25.0	25	0
1988	—	—	—	—	—
1989	—	—	—	—	—
Totals	2	27	13.5	25	0

Games (Starts)—1986: 12 (0). 1987: 11 (1). 1988: 16 (0). 1989: 15 (1). Totals: 54 (2).

Single-Game Career Bests—**Yards Receiving:** 77 at L.A. Rams, Nov. 19, 1989. **Receptions:** 4 vs. Tampa Bay, Nov. 8, 1987. **Longest Reception:** 77 at L.A. Rams, Nov. 19, 1989. **TDs Receiving:** 1, at L.A. Rams, Nov. 15, 1989

Garth Jax

53 • Outside Linebacker

6-2 • 238 • Fifth Year • Florida State • Plan B Free Agent, April 1, 1989

Pro Career: Signed by Cardinals as Plan B free agent April 1, 1989 ... perseverant, dedicated individual who was a longshot as 11th round pick by Dallas in 1986 ... superior special teams performer with fine mobility and football instincts. **1989:** Finished as club leader with 30 special teams tackles, nearly double the total of his nearest teammate

In Cards' injury-riddled 1989 season, even Bible study proved unsafe as Garth suffered case of whiplash in auto accident returning from the class Oct. 12. He still played on Sunday.

(Michael Zordich, 18) ... totalled seven tackles in plays from scrimmage ... "hit



for the cycle" with three tackles (kickoff return, punt return, scrimmage) vs. L.A. Raiders (Dec. 10) ... impressed his former Cowboy teammates with a pair of coverage tackles vs Dallas (Nov. 12) ... racked up four stops overall at N.Y. Giants (Sept. 24). **1988:** Named special teams player-of-the-year by Cowboys' coaching staff ... opened season at right linebacker ... rolled up season-best six tackles in season opener vs. Pittsburgh (Sept. 4), his first NFL start ... started at left outside linebacker vs. Cincinnati (Nov. 20) and Houston (Nov. 24) ... played on all coverage and return units ... led special teams with 24 tackles, including game ball in 24-17 win over Washington (Dec. 11). **1987:** Played three games with casted broken wrist, thinking it was sprained before team doctors insisted he undergo surgery ... spent last nine games of season on injured reserve due to the injury ... played in just three contests, primarily on special teams. **1986:** released on final roster cutdown but re-signed in time for season opener ... turned in solid effort on special teams ... saw limited time as reserve outside linebacker ... played in all 16 games. **College/Personal:** Overcame several injuries during collegiate career at Florida State, battling back to lead Seminoles with six quarterback sacks as senior in 1985 ... kidney and spleen injuries as Seminole junior nearly ended his football career ... Houston native who led his Jesuit High School squad to 4-A state title three of his four years ... active in Fellowship of Christian Athletes, Athletes International Ministries, Christian Athletes Ministries ... polished public speaker ... born Sept. 16, 1963 ... single and resides in Tempe, Ariz.

Building non-profit community center for under-privileged children in Tallahassee, Fla. due to open in 1993.

Tackles-QB Sacks

Year	Solo	Assists	Total	QB Sacks
1986*	1	0	1	0
1987*	0	0	0	0
1988*	7	6	13	0
1989	2	2	4	0
Totals	10	8	14	18
Cards	2	2	4	0

*Dallas

Opp. Fumbles Recovered

Year	No.	Yds.	Avg.	Long	TD
1986*	—	—	—	—	—
1987*	—	—	—	—	—
1988*	1	0	0.0	0	0
1989	—	—	—	—	—
Totals	1	0	0.0	0	0
Cards	0	0	0.0	0	0

*Dallas

Games (Starts)—*1986: 16 (0). *1987: 3 (0). *1988: 16 (2). 1989: 16 (0).
Totals: Overall 51 (2). Cards: 16 (0).

Ernie Jones

85 • Wide Receiver

5-11 • 186 • Third Year • Indiana • Seventh Round, 1988

Pro Career: One of the most pleasant and productive surprises of the last two seasons ... rose from status as seventh-round draft choice to entrench himself as the club's third wideout behind incumbents Roy Green and J.T. Smith as rookie, then contributed as starter last year ... two-year career average-per-catch figure of 19.6 ... has shown ability to gain considerable yardage after the catch. **1989:** Sailed to 838 receiving yards on 45 receptions last year in 10 starting roles—four for Green (clavicle) and six for Smith (ankle) ... his 19.6 average-per-catch mark ranked third in the NFC behind the Rams' Flipper Anderson (26.0) and Henry Ellard (19.7) ... in first NFL start, cruised to eight receptions for 114 yards vs.



Philadelphia (Oct. 15) in place of the injured Green ... was the man of the hour in 24-20 thriller over Dallas (Nov. 12) as he caught 38-yard touchdown pass from Tom Tupa with 6:25 left in game, then answered a 75-yard Dallas touchdown play with a 72-yard bomb from Tupa with 1:43 left ... caught just three passes in that game, but averaged 46.5 yards on the day ... snared four aerials for 97 yards vs. L.A. Raiders (Dec. 10), including 35-yard scoring pass after he was helped to sidelines from fierce hit earlier in the drive ... then sustained collarbone/shoulder injury that prevented him from play vs.

Indiana's first football all-America in 20 years was named Big Ten Conference most valuable player over such standouts as Lorenzo White (RB, Michigan State), Jamie Morris (RB, Michigan), and Chris Spielman (LB, Ohio State).

Denver (Dec. 16) ... returned in season-finale vs. Philadelphia (Dec. 24) to haul in five passes for 76 yards ... also saw duty as kickoff returner, with seven returns for 117 yards (17.7 avg.) and gained 18 yards on

reverse vs. N.Y. Giants (Nov. 5). **1988:** Led club in average-per-catch with 21.6-yard figure on 23 receptions for 496 yards with 3 touchdowns ... set up game-winning score when he parlayed short crossing pattern into 42-yard gain, shedding three Dallas tacklers to place ball at three-yard line with 1:16 remaining in 16-10 road victory over Cowboys (Oct. 31) ... responded with four clutch grabs in final three minutes of 24-23 comeback win over San Francisco (Nov. 6) ... a 17-yarder set up his own five-yard touchdown catch, while receptions of 15 and 25 yards, the latter with six seconds left in the game, kept alive the game-winning scoring drive ... snared six passes for 166 yards vs. Philadelphia (Dec. 10), including four in third-down situations and a 93-yard scoring toss from quarterback Neil Lomax ... seven of his receptions were good for 25 yards or more ... returned 11 kickoffs for 147 yards in midseason when Stump Mitchell suffered ankle injury and Vai Sikaheema was on injured reserve list.

College/Personal: Snared 126 passes for 2,211 yards (17.5-yard average) with 19 touchdowns at Indiana ... all-America pick and Big Ten Conference most valuable player as senior ...

Caught Neil Lomax's last touchdown pass, a 93-yarder vs. Philadelphia on Dec. 10, 1988, the fifth-longest pass play in franchise history and longest scoring connection since 1958.

all-conference, all-city and all-Indiana pick as senior receiver at Elkhart Memorial High School ... also played running back and defensive back ... all-Indiana pick in basketball, averaging 24 points per game ... criminal justice major ... born Dec. 15, 1964 ... single ... resides in Tempe, Ariz.

Receiving

Year	No.	Yds.	Avg.	Long	TD
1988	23	496	21.6	93t	3
1989	45	838	18.6	72t	3
Totals	68	1,334	19.6	93t	6

Kickoff Returns

Year	No.	Yds.	Avg.	Long	TD
1988	11	147	13.4	22	0
1989	7	124	17.7	27	0
Totals	18	271	15.1	27	0

Games (Starts)—1988: 16 (0), 1989: 15 (10), Totals: 31 (10)

Single-Game Career Bests—**Yards Receiving:** 139 vs. Dallas, Nov. 12, 1989. **Receptions:** 8 vs. Philadelphia, Oct. 15, 1989. **Longest Reception:** 93t vs. Philadelphia, Dec. 10, 1988. **TDs Receiving:** 2 vs. Dallas, Nov. 12, 1989

Tony Jordan

32 • R-Back

6-2 • 220 • Third Year • Kansas State • Fifth Round, 1988

Pro Career: Third-year player who's endured two seasons of injuries and frustration ... enjoyed eye-popping rookie preseason but production has leveled off since ... talented, hard-working back with size, long-striding speed, and pass-catching skills ... will be called on for added versatility in 1990 season with new offense. **1989:** Played in 13 games with eight starting roles after Stump Mitchell was lost for season due to knee injury ... first started for Mitchell vs. San Diego

Limited to one set of clothes for three weeks as freshman at Kansas State when airlines sent his luggage to Manhattan, N.Y. instead of Manhattan, Kan.

(Oct. 1) ... started next five games before shoulder injury kept him out of game vs. Dallas (Nov. 12) ... 4.1 average-per-attempt (49 yards on 12 tries) vs. Atlanta (Oct. 22) was best of season ... posted season-bests in attempts (18), yards (68) and long run (14) in 19-10 victory over Dallas (Oct. 29) ... did not play (shoulder) vs. Washington (Dec. 3) and L.A. Raiders (Dec. 10) ... scored on one-yard runs in 34-20 win over Seattle (Sept. 17) and at L.A. Rams (Nov. 19). **1988:** Appeared in nine games with pair of starting roles before stress fracture of lower back relegated him to injured reserve status (Nov. 16) for duration of season ... impressive during outstanding rookie preseason with 30 attempts for 184 yards (6.1-yard average per carry) and three touchdowns ... in regular-season play, carried ball six times for three yards vs. Washington (Sept. 29) but scored a pair of touchdowns on one-yard plunges in 30-21 victory ... tacked another score on board when he knifed over from

Owns complete system of professional disc jockey equipment, including turntables, mixing boards, drum machines, and over 1,000 records.



(Continued on page 64)

(Tony Jordan continued from page 63)

one yard out in 31-14 triumph over Pittsburgh (Oct. 9) ... with regular Mitchell nursing ankle injury, started first two pro contests vs. Cleveland (Oct. 23) and Dallas (Oct. 31) ... gained 40 yards on 15 attempts vs. Cowboys ... did not play vs. San Francisco (Nov. 6) due to shoulder contusion. **College/Personal:** Four-year starter for Kansas State at tailback ... set school single-game rushing mark as junior with 215 yards on 35 carries vs. Iowa State ... all-district and all-New York selection at East High School in Rochester ... won New York state title in 100-meter dash as prep senior with 10.6-second clocking ... awarded degree in social science from K-State ... born May 8, 1965 ... single and resides in Rochester, N.Y.

High school football all-America at East High in Rochester, N.Y.

Worked in past off-season as salesman for East Valley Jeep Cherokee dealership.

Rushing

Year	No.	Yds.	Avg.	Long	TD
1988	61	160	2.6	12	3
1989	83	211	2.5	15	2
Totals	144	371	2.6	15	5

Receiving

Year	No.	Yds.	Avg.	Long	TD
1988	4	24	6.0	12	0
1989	6	20	3.3	8	0
Totals	10	44	4.4	12	0

Games (Starts)—1988: 9 (2), 1989: 13 (8), Totals: 22 (10).

Single-Game Career Bests—Yards Rushing: 68 at Dallas, Oct. 29, 1989. Rushing Attempts: 18 at Dallas, Oct. 29, 1989. Longest Rush: 15 at L.A. Rams, Nov. 19, 1989. TDs Rushing: 2 vs. Washington, Sept. 25, 1989. Yards Receiving: 12 vs. Dallas, Sept. 12, 1988. Receptions: 2 at L.A. Rams, Oct. 2, 1988. Longest Reception: 12 vs. Dallas, Sept. 12, 1988. TDs Receiving: None

Tim Jordan

85 • Tight End

6-3 • 233 • First Year • Indiana • Free Agent, May 5, 1989

Pro Career: Signed by Cardinals in spring of 1989, then impressed with fine training camp and preseason to earn spot on developmental squad for entire year ... finished preseason with four receptions for 47 yards (11.8-yard average), including three in fourth-quarter scoring drive to tie game at 10-10 vs. Seattle in preseason (Aug. 11), a game Cards lost in overtime. **College/Personal:** Two-year starter while at Indiana, earning honorable mention all-America acclaim as senior ... collegiate teammate of current Cardinals Ernie Jones and Anthony Thompson ... caught 23 passes for 265 yards as senior and 29 for 337 yards as junior ... holder for PATs and field goals for two seasons as well ... all-Ohio tight end and linebacker at Fenwick High in Middletown, Ohio... also lettered four years in basketball and was member of Indiana state championship team as freshman ... earned all-state hoops honors as senior ... awarded with degree in finance from IU ... single and resides in Phoenix.

Worked past off-season in cost accounting at Valley National Bank.



Kani Kauahi

57 • Center

6-2 • 270 • Eighth Year • Hawaii • Free Agent, 1989

Pro Career: Signed by Cardinals March 31, 1989 as Plan B free agent ... veteran of seven NFL seasons—five with Seattle, one with Green Bay, one with Cardinals ... top shelf long snapper signed by Seattle as free agent following 1982 draft ... played in 60 of possible 73 games with Seahawks ... evidence of his value is that he was protected under Plan B despite Cards' wealth of talented offensive linemen. **1989:** Welcome addition to Cardinals as both long-snapper and reserve lineman ... thrust into lineup for first time in three years vs. Atlanta (Oct. 22) after Derek Kennard was placed on non-football illness list ... played well against Falcons that week and the next game at Dallas, (Oct. 29), both Phoenix victories ... played those two games with extra pressure due to long-snapping obligations ... his expertise and reliability was integral factor in success of kicker Al Del Greco (18-26 FGs), and punter Rich Camarillo (league-high 43.4 punting average, second-best 37.5 net mark) earning trip to Pro Bowl. **1988:** Signed as free agent by Packers (Nov. 10) ... played in all 16 games as club's long snapper on kicking units ... saw only token action at center. **1987:** Waived Sept. 2 by Seattle ... out of football for season. **1986:** Played in all 16 Seattle games with three starts at center after injury to Blair Bush ... utilized as long snapper on field goal and PAT units for last nine games of season ... released prior to final preseason game but re-signed before season opener. **1985:** Saw action in all 16 games as reserve center and on special teams. **1984:** Played in all 16 games, primarily as deep snapper on punts ... recovered two fumbled punts on coverage units vs. San Diego (Sept. 9) and Buffalo (Oct. 14) as Seahawks ranked first in AFC in punt coverage for third consecutive season. **1983:** Played in 10 games with two starts at center ...

Kani Kauahi on the role of a long-snapper: "You can never win a game as a snapper—you can only lose it."

made professional debut as starter vs. Kansas City (Nov. 27), then started again the following week vs. Dallas (Dec. 4). **1982:** Active for all nine games, seeing action in just two contests ... played as reserve at both center and guard as rookie. **College/Personal:** Played senior season at University of Hawaii after transferring from Arizona State ... now plays on same Sun Devil Stadium field as a Cardinal that he appeared on during three seasons as Sun Devil ... lettered three years for Sun Devils at center, guard and tackle ... attended Kamehameha High in Honolulu, Hawaii where he lettered in football, basketball, baseball, and swimming ... active on behalf of Cystic Fibrosis, the American Cancer Society, The Boys and Girls Club, and the United Way ... born Sept. 6, 1959 ... Kauahi and wife, Gay, reside in Phoenix with their sons, Kalei (Aug. 11, 1980) and Kamana (Aug. 12, 1984), and daughter, Hana (Oct. 20, 1981).

Games (Starts)—*1982: 2 (0). *1983: 10 (2). *1984: 16 (0). *1985: 16 (0). *1986: 16 (3). 1987: DNP. **1988: 16 (0). 1989: 16 (2). Overall—92 (7); Cards 16(2), Seattle: 60(5), Green Bay: 16 (0).



Derek Kennard

70 • Guard

6-3 • 309 • Fifth Year • Nevada-Reno • Second Round, 1984
(Supplemental Draft)

Pro Career: Arrived in NFL as guard in 1986 and shifted to center in 1987, with plans for him to shift back to guard in 1990 with signing of Bill Lewis (L.A. Raiders) ... has blossomed into solid talent at the position ... owns string of 40 consecutive starts at center ... Cardinals' second-round pick in 1984 supplemental draft ... logged two seasons with L.A. Express of USFL in 1984-85 ... appeared in 20 games with Express and was member of 1984 Pacific Division championship team. **1989:** Played steady, reliable football in 14 games ... placed on non-football illness list Oct. 18, but returned to lineup vs. N.Y. Giants two games later (Nov. 5) ... had facemask ripped off vs. Philadelphia (Oct. 15) ... during the course of the season, saw the following rotation at left guard start next to him on the ever-important left side of the line: Todd Peat (four games), Mike Zandofsky (two), Joe Wolf (one), Zandofsky (two), Wolf (three), Zandofsky (one), and Wolf (one). **1988:** Club's only offensive lineman to play every down from scrimmage ... suffered fracture of little finger on right hand vs. Cleveland (Oct. 23) but did not



Joined O.J. Simpson, Marcus Allen, Mike Sherrard, and former Cards' kicker John Loe in shooting several episodes of HBO series "First and Ten" during the summer of 1986.

have any problems with his snaps nor did he miss any playing time ... accorded all-pro honorable mention notice by Associated Press ... effectively improved on snap from shotgun formation, a minor deficiency in 1987. **1987:** Started at center vs. San Diego (Sept. 30) in week two and also in each of last 10 weeks of season ... normally was replaced in shotgun formations by Mike Ruether ... did not start opener vs. Dallas (Sept. 13) due to knee strain but played well off bench. **1986:** Started games two through eight at left guard ... he and three other players shared time replacing injured Doug Dawson ... battled Randy White vs. Dallas (Sept. 29) in third NFL start with White registering just one tackle ... sustained minor ankle injury as Ray Brown started at left guard but stepped in at right guard when Joe Bostic went down with knee injury ... reported to May, 1986 rookie mini-camp weighing 318 pounds but shed 23 pounds by July, 1986 training camp. **1985:** Started 12 contests for L.A. Express ... missed four games due to arthroscopic knee surgery. **1984:** Given starting nod eight times as rookie guard on division title squad. **College/Personal:** Two-time All-Big Sky Conference pick at Nevada-Reno and second team Division I-AA all-America in 1983 ... born Sept. 9, 1962 in Stockton, Calif. ... attended Edison High School ... he and wife, Denise, have son, Derek Jr. (March 19, 1982) and daughter, Denisha (Nov. 6, 1985) and reside in Phoenix.

Faced defensive end Charles Mann of the Redskins in daily practices while both were college teammates at Nevada-Reno.

Games (Starts): 1986: 15 (10), 1987: 12 (11), 1988: 16 (16), 1989: 14 (14), Totals: 57 (51).

Randy Kirk

52 • Outside Linebacker

6-2 • 231 • Fourth Year • San Diego State • Plan B Free Agent, 1989

Pro Career: Signed as Plan B free agent March 31, 1989 ... outstanding special teams player and long snapper at San Diego from 1987-88 ... versatility enabled him to play at both inside and outside linebacker slots ... broken ankle in game six last year prevented him from running until late May, but he should be ready by start of 1990 training camp.

Named Chargers' special teams most valuable player in 1988 with 127 total hits.

1989: Though he played in just six games, still managed nine tackles on special teams ... served as long-snapper on punts early in season before Kani Kauahi took over ... combined with Garth Jax and Ron Wolfley to give Cardinals talented trio of coverage specialists until he

suffered multiple fracture of left ankle vs. Philadelphia (Oct. 15) and was lost for season. **1988:** Chargers' long snapper and special teams most valuable player ... officially credited with one tackle on defense but led San Diego with 127 total hits on special teams units. **1987:** Signed as free agent and handled punt snapping duties while also seeing

playing time at linebacker ... registered 15 tackles and one sack in 13 contests ... lone starting nod came against L.A. Raiders (Oct. 18) ... had brief stint with N.Y. Giants in training camp. **College/Personal:** Two-year starter at San Diego State after transferring from DeAnza J.C. in Cupertino, Calif ... earned honorable mention all-Western Athletic Conference honors as senior ... three-sport prep star at Bellarmine High School in San Jose ... born Dec. 27, 1964 ... single and resides in Phoenix.



NFL career began when high school teammate of San Diego special teams coach, Wayne Sevier, mentioned Kirk as talented rugby player for the team his restaurant sponsored.

Tackles-QB Sacks

Year	Solo	Assists	Total	QB Sacks
1987*	11	4	15	1
1988*	0	1	1	0
1989	2	0	2	0
Totals	13	5	18	1
Cards	2	0	2	0

*San Diego

Games (Starts): *1987: 13 (1). *1988: 16 (0). 1989: 6 (0). Overall—25 (1), Cards 6(0).

*San Diego

Bill Lewis

51 • Center

6-7 • 275 • Fifth Year • Nebraska • Plan B free agent, March 23, 1990

Pro Career: Cardinals achieved coup in signing one of the most sought-after players in Plan B free agency in 1990 ... combines versatility with the size and intelligence to become a mainstay on the offensive line ... Cardinals plan for him to start at center, with Derek Kennard moving to left guard ... two-year starter for

Father, Terry Lewis, is former professional boxer.

L.A. Raiders. **1989:**

Relegated to bench for entire season, waiting in line behind Pro Bowler Don Mosebar and Dan Turk ... suited up for eight games and was inactive for seven others, but did not see any playing time. **1988:** Inserted as starting center for for 14 games when Mosebar was moved

outside in Raiders' search for left tackle. **1987:** Started six of eight games at guard for an offensive line that provided the Raiders with the no. 2 rushing offense in the NFL and a league-best 4.6 average-per-rush. **1986:** Selected in seventh round in 1986 draft ... played in just four games as rookie ... placed on non-football illness list Sept. 22 through Oct. 23 after undergoing appendectomy. **College/Personal:** Became fourth all-America center for Cornhuskers in five years in 1985 ... finalist for Outland Trophy as senior ... played in Orange, Sugar and Fiesta Bowls while at Nebraska ... also played tackle and guard early in collegiate career ... all-state pick at East High in native Sioux City, Iowa ... also

Attended East High in Sioux City, Iowa with Green Bay Packers guard Dave Croston.

played forward in basketball and catcher in football as prep athlete ... born July 12, 1963 ... he and wife, Kimberly, have a daughter, Taylor (March 22, 1988) and reside in Phoenix.

Games (Starts)—*1986: 4 (0). *1987: 8 (6). *1988: 14 (14). *1989: 0 (0). Totals: 26 (20).



Lorenzo Lynch

29 • Cornerback

5-9 • 199 • Fourth Year • Calif. State-Sacramento • Plan B free agent, March 30, 1990

Pro Career: Plan B acquisition from Chicago signed to bolster Cardinals' defensive back corps ... played in 29 games with Bears, including two starting roles ... able to play both cornerback and safety. **1989:** Saw action in all 16 games for Chicago with a pair of starting assignments ... credited with 38 tackles (21 solo, 17 assist), three interceptions and eight

Earned Division II all-America honors while senior safety at Cal State-Sacramento in 1986. ... passes defended ... trio in thefts tied him for team lead ... gathered in pair of interceptions in Bears 47-27 win over Detroit (Sept. 24). **1988:** Active for 11 regular season games and both playoff contests ... placed on injured reserve list Aug. 29 through Oct. 12 with hamstring injury ...

credited with two tackles in limited playing time ... utilized primarily as special teams member, recording 11 tackles on coverage units. **1987:** Originally signed as free agent with Dallas (April 30), then joined Chicago after Cowboys released him in training camp (July 27) ... waived by Bears on final roster cutdown, then re-signed during players strike ... posted six tackles before shoulder injury relegated him to injured reserve list after two starting roles. **College/Personal:** Two-year starter at Cal State-Sacramento after transferring from Chabot J.C.

... earned Division II all-America honors as senior at Cal State ... all-city running back at Oakland High (Calif.) as prep athlete ... born April 6, 1963 ... Lynch and his wife, Vanessa, have two children—Chastity (July 2, 1981) and Courtney (Dec. 6, 1987).



Parents live just three miles from the Interstate 880 highway in Oakland that collapsed in the California earthquake last fall.

Tackles-QB Sacks

Year	Solo	Assists	Total	QB Sacks
1987*	5	1	6	0
1988*	2	0	2	0
1989*	21	17	38	0
Totals	28	18	46	0

*Chicago

Games (Starts)—*1987: 2 (2). *1988: 11 (0). *1989: 16 (2). Totals: 29 (4).

*Chicago

Additional statistics—Returned three kickoffs for 64 yards, 1987.

Cedric Mack

47 • Cornerback

6-0 • 194 • Eighth Year • Baylor • Second Round, 1983

Pro Career: Gifted athlete who finally has found a home at cornerback ... had been shuttled between defensive back and wide receiver from 1984-86 ... first switched from defensive back to wide receiver at 1984 training camp, remaining there through beginning of 1985 season ... returned to cornerback when Lionel Washington fractured his ankle vs. Cincinnati (Sept. 15, 1985), starting final 14 games ... has caught six passes for 77 yards in his career, including five for 61 yards in '84 ... utilized at both wide receiver and cornerback in early 1986 season due to injury status of Roy Green and Pat Tilley.

1989: Enjoyed best campaign of eight-year career with single-season superlatives of four interceptions, 58 tackles and 17 passes defended ... switched to left corner with noticeable results ... helped shut down Detroit to just seven pass completions in 16-13 win (Sept. 10) ... swatted away season-high three passes in 19-10 win over Dallas (Oct. 29), then two more vs. N.Y. Giants (Nov. 5) and Tampa Bay (Nov. 26) ... rounded out season with interception and three more pass deflections vs. L.A. Raiders (Dec. 10), seven tackles and two passes

defended vs. Denver (Dec. 16), and five tackles and a quarterback sack in season-finale at Philadelphia (Dec. 24). **1988:** Turned in solid campaign despite rocky start early in season ... one of only three players on defense to start all 16 games (LB Ken Harvey, SS Tim McDonald) and four overall (G Lance Smith) on the team ... logged five solo stops and two passes defended in season opener vs. Cincinnati (Sept. 4) but saw only reserve duty the next two weeks as free safety Lonnie Young started at right cornerback ... returned to starting lineup vs. Washington (Sept. 25) in spectacular fashion when he sealed 30-21 win with 47-yard fumble return for touchdown with 51 seconds showing on clock ... registered six stops in 41-27 win over L.A. Rams (Oct. 2) ... swarmed for interceptions in three consecutive games vs. Washington (Oct. 16), Cleveland (Oct. 23), and Dallas (Oct. 30) ... theft vs. Cowboys with 3:47 left set up game-winning touchdown drive in 16-10 Phoenix win ... racked up five solo stops and batted away two passes in 24-23 win over San Francisco (Nov. 6), then enjoyed encore performance with four tackles and three passes defended in 24-17 triumph over N.Y. Giants (Nov. 13) ... credited with batting down nine enemy passes in last five games as evidence of improved play by season's end. **1987:** Notched 32 tackles, 2 interceptions, 2 forced fumbles, recovered 2 more, and batted away 9 passes ... started 10 games, missing two contests with ankle sprain ... made juggling interception vs. San Diego (Sept. 20) that set up Cardinals' first score ... though he did not register a tackle, credited with three pass defenses vs. Tampa Bay (Nov. 8) in Cards' 31-28 miracle comeback win ... turned in impressive game



Drave one and one-half hours to Houston every Sunday for cello lessons from seventh through 12th grades.

Selected to all-state symphony orchestra four years at Brazosport High School where he graduated seventh in a class of 200.

vs. Atlanta (Nov. 29), forcing fumble to set up touchdown ... suffered severe ankle sprain in Falcon tilt, sidelining him for two games ... returned to action in tremendous form vs. Tampa Bay (Dec. 20) as he piled up 3 stops, 2 fumble recoveries, 1 interception, and 2 pass defenses in 31-14 victory ... accumulated six stops in season finale vs. Dallas (Dec. 27) ... logged additional play on punt return unit when he was assigned to opponents' "Gunner" or "Hawk" wideouts. **1986:** Club-leading four interceptions came in pairs vs. Kansas City (Nov. 23) and Tampa Bay (Dec. 21) ... pocketed 33 tackles and 13 pass defenses during campaign ... started last five games despite wearing harness for dislocated left shoulder sustained vs. Washington (Oct. 21) ... underwent successful off-season surgery to repair shoulder ... made spectacular diving play to knock down sure touchdown catch that would have tied the game in the fourth quarter of 30-19 win at Tampa Bay (Oct. 12) ... also produced game-saving tackle of Gregg Garrity on two-yard line as time expired in Cardinal 13-10 win vs. Philadelphia (Nov. 2). **1985:** Entered training camp as wide receiver and remained there at season's outset ... summoned back to defense in week three when Lionel Washington broke ankle vs. Cincinnati (Sept. 15)..... started final 14 games of season at left cornerback, registering 42 tackles

Played bass guitar for Christian group called "Brother to Brother" at Baylor with band also featuring Walter Abercrombie (Eagles), the group's soloist.

Brother, Milton, was 1987 fifth-round draft pick by New Orleans out of Alcorn State.

and 2 interceptions with team-best 17 passes defended ... racked up 7 tackles, 4 passes defended and a forced fumble in 21-10 Monday night win over Dallas (Nov. 4) ... caught one pass for 16 yards vs. Cincinnati, the last pass he's snared since his conversion to defense. **1984:** Converted to wide receiver, a move prompted by his fine speed, good hands, and fact team was relatively deep at corner position ... caught five passes in limited action as third receiver in passing situations ... reeled in two passes for 31 yards vs. Buffalo (Sept. 9)suffered separated shoulder vs. New Orleans (Sept. 23) that forced him on injured reserve for four weeks ... upon his return to lineup, a sprained thumb hampered his effectiveness as he caught just three passes the rest of the season ... also registered five tackles on special teams duty. **1983:** Thrust into starting role for first five games of season when starter Jeff Griffin sustained preseason injury ... answered bell with 51 tackles, 3 interceptions and 11 passes defended ... chalked up six tackles and one pass defended in first NFL start (New Orleans, Sept. 14) ... proceeded to start next four games at left corner, then became "nickel back" when Griffin returned to lineup ... sealed 10-6 win over N.Y. Giants (Dec. 4) with interception late in game ... pulled in deflected pass and raced 34 yards for touchdown in preseason game vs. Kansas City (Aug. 20). **College/Personal:** Three-year starter at Baylor ... highly rated in college, breaking up career-high nine passes in 1982 ... totalled four interceptions in 1980 ... school's starting center fielder on baseball team, tying school record with 19 stolen bases in 1981 ... an accomplished guitarist and cellist ... completed work on marketing and management degree from Baylor prior to 1986 season ... born in Bryan, Texas and attended Brazosport High School in Freeport ... three-sport star in basketball, baseball, and football ... born Sept. 14, 1960 ... he and wife, Cathy, reside in Phoenix.

Drafted by N.Y. Yankees in 21st round of 1979 baseball draft.

(Continued on page 72)

*(Cedric Mack continued on page 71)***Tackles-QB Sacks**

Year	Solo	Assists	Total	QB Sacks
1983	39	12	51	0
1984	4	1	5	0
1985	41	1	42	0
1986	26	7	33	0
1987	29	3	32	1
1988	46	3	49	0
1989	53	5	58	1
Totals	238	32	270	2

Pass Interceptions

Year	No.	Yds.	Avg.	Long	TD
1983	3	25	8.3	13	0
1984	—	—	—	—	—
1985	2	10	5.0	10	0
1986	—	—	—	—	—
1987	2	0	0.0	0	0
1988	3	33	11.0	12	0
1989	4	15	3.8	9	0
Totals	14	83	5.5	13	0

Opp. Fumbles Recovered

Year	No.	Yds.	Avg.	Long	TD
1983	—	—	—	—	—
1984	—	—	—	—	—
1985	1	0	0.0	0	0
1986	1	0	0.0	0	0
1987	2	0	0.0	0	0
1988	1	45	45.0	45t	1
1989	—	—	—	—	—
Totals	5	45	9.0	45t	1

Receiving

Year	No.	Yds.	Avg.	Long	TD
1983	—	—	—	—	—
1984	5	61	12.2	22	0
1985	1	16	16.0	16	0
1986	4	42	10.5	24	0
Totals	9	77	8.6	24	0

Games (Starts)—1983: 16 (5), 1984: 12 (0), 1985: 16 (14), 1986: 15 (9), 1987: 10 (10), 1988: 16 (14), 1989: 16 (16). Totals: 101 (68).

Tim McDonald

46 • Strong Safety

6-2 • 207 • Fourth Year • Southern California • Second Round, 1987

Pro Career: Emerged from shadow of Leonard Smith (traded to Buffalo) after serving three-game apprenticeship as rookie in 1987 to earn Pro Bowl acclaim last year ... became only third Cardinal defensive back since 1970 to earn Pro Bowl recognition (current general manager Larry Wilson, 1962-63, '65-'70 and Roger Wehrli, 1970-71, '74-77, '79) ... characterized by sure tackling, intelligence and toughness ... seven interceptions in 1989 are most by Cardinal in six years ... assumed signal-calling duties on defense with departure of E.J. Junior. **1989:** Stole the show in just his second season as starter ... led club in tackles for second consecutive year with 155 (102 solo), gathered in seven interceptions, and batted away 16 passes, an impressive figure for a player at his position ... his



Football was his no. 3 sport entering his senior year at Fresno, California's Edison High School, taking a back seat to basketball (13.5-point average at point guard) and baseball (.465 batting average as an outfielder).

170 return yardage total with those thefts led the conference, ranks fifth in team annals and was most by Cardinal since Norm Thompson's 190 on six steals in 1974 ... the seven interceptions were most since Lionel Washington corralled

eight in 1983 ... made two interceptions in back-to-back games vs. N.Y. Giants (Nov. 5) and Dallas (Nov. 12) ... led club with

Latest in long line of all-America Southern California safeties that includes Ronnie Lott, Dennis Thurman, Charles Phillips, Artimus Parker, and Mike Battle.

eight stops in 16-13 opening-day win over Detroit (Sept. 10) ... cruised to 12 tackles vs. N.Y. Giants (Sept. 24), then suffered ankle injury vs. San Diego (Oct. 1) that hampered his production somewhat ... in games 7-10, however, kicked into high gear with nine solo stops, three passes defended and key fumble recovery that set up Cards' touchdown in 34-20 win over Atlanta; six tackles, interception and another trio of passes defended in 19-10 win over Dallas (Oct. 29); then 10 solo hits and two thefts vs. N.Y. Giants (Nov. 5) and two more steals in 24-20 win over the Cowboys (Nov. 12) ... his performance in that second Dallas contest earned him NFC defensive player-of-the-week honors as he returned one of the interceptions 53 yards for a touchdown ... posted incredible 15 solo tackles vs. Washington (Dec. 3) as he (16 total stops) and LB Ken Harvey (14 solos) accounted for nearly half (30) of the tackles on Redskins' offensive plays (66) ... chalked up 10 tackles vs. Raiders (Dec. 10) and did fine job at run support as L.A. averaged just 4.5 yards-per-attempt and though Bo Jackson gained 114 yards, nearly half came on a 50-yard sprint ... combined for 13 tackles in final two games. **1988:** Generated impressive 1988 campaign with team-best 115 tackles, including seven or more on nine occasions ... after appearing in just three games the previous year, posted all-pro-like numbers in what could be considered his rookie season with 101 solo stops, 14 assists, 2 quarterback sacks, 4 forced fumbles, 1 fumble recovery, 2 interceptions, and 8 passes defended ... those totals exceeded Smith's team-high totals (109 stops) of a year earlier ... started at free safety vs. Dallas (Sept. 12) and Tampa Bay (Sept. 18) when Lonnie Young temporarily replaced Cedric Mack at cornerback ... piled up combined 16 tackles the next two weeks as starter at strong safety ... key performer with 11 tackles, quarterback sack, and forced fumble in 30-21 win over Washington (Oct. 16), then corralled 11 more in 16-10 win over Dallas (Oct. 31) and 11 overall in 24-23 comeback against San Francisco (Nov. 6) ... career and season-best 12 solo stops vs. N.Y. Giants (Dec. 4), including sack and forced fumble ...

Turned "hat trick" in 1988 on special teams by deflecting punt, field goal, and point after touchdown.

also excelled on special teams, blocking field goal and PAT and deflecting punt ... showed evidence of caliber as both player

and individual when, despite 44-7 deficit and game in waning moments, blocked PAT vs. N.Y. Giants (Dec. 4) ... came through with blocked field goal in 31-14 win over Pittsburgh (Oct. 9), and deflected punt vs. Philadelphia (Nov. 27). **1987:** Suffered fracture of left ankle in preseason vs. Chicago (Aug. 31) and anguished on injured reserve list for all but last three games of season. **College/Personal:** Reeled off 325 tackles and 11 interceptions as three-year starter at Southern California ... consensus all-America selection and latest in long line of Trojan all-America safeties ... finalist as senior for Jim Thorpe Award presented to top collegiate defensive back in country ... named defensive player-of-the-game in 1987 East-West Shrine Game ... voted prep all-America, all-California, all-Northern California, all-metro and league most valuable player at Edison High School, Fresno, Calif., at both safety and quarterback ... as prep senior, completed 194 of 341 passes (56.9 percent) for 2,739 yards and 30 touchdowns and rushed for 400 yards and six touchdowns, while on defense amassing 5 interceptions, 123 tackles, and averaging better than 41 yards as punter ... also handled kickoffs ... business administration major at USC ... born Jan. 6, 1965 ... McDonald and wife, Alicia, reside in Fresno, Calif. in off-season.

(Continued on page 74)

(Tim McDonald continued from page 73)

Tackles-QB Sacks

Year	Solo	Assists	Total	QB Sacks
1987	7	0	7	0
1988	101	14	115	2
1989	102	53	155	0
Totals	210	67	277	2

Opp. Fumbles Recovered

Year	No.	Yds.	Avg.	Long	TD
1987	-	-	-	-	-
1988	1	9	9.0	9	0
1989	1	1	1.0	1	0
Totals	2	10	5.0	9	0

Pass Interceptions

Year	No.	Yds.	Avg.	Long	TD
1987	-	-	-	-	-
1988	2	11	5.5	11	0
1989	7	170	24.3	53t	1
Totals	9	181	20.1	53t	1

Games (Starts)—1987: 3 (0). 1988: 16 (15). 1989: 16 (16). Totals: 35 (31).

Additional Statistics—Blocked field goal, point after touchdown, punt, 1988; one punt return for 0 yards, 1988.

Reggie McKenzie

54 • Middle Linebacker

6-1 • 242 • Fifth Year • Tennessee • Plan B Free Agent, 1989

Pro Career: Signed by Cardinals as Plan B free agent March 8, 1989 ... missed entire 1989 season with knee injury ... selected in 10th round of 1985 NFL draft by L.A. Raiders ... starter since that rookie season ... provides experience and productivity to roster. **1989:** Looked ready to be important cog in Cardinals' defensive fortunes before he suffered a knee injury on opening kickoff during preseason at L.A. Rams (Aug. 21) ... after the necessary six-week stay on the injured reserve list, was ready to return

to roster until he twisted same knee in practice and two surgeries followed—one a complete reconstruction—to keep him on sidelines for duration of year. **1988:** Shifted to outside linebacker and production levelled off, posting 45 tackles and one quarterback sack. **1987:** Lost starting job to former all-pro Jerry Robinson ... played in 10 contests as inside linebacker with five starting roles. **1986:** Piled up 90 tackles as starter all year at inside linebacker ... sailed to season-best 10 stops vs. Cleveland (Nov. 16) and nine against N.Y. Giants (Sept. 21) ... also grabbed first pro interception for nine-yard return vs. San Diego (Sept. 28). **1985:** Longshot draft pick (10th round, 275th choice overall) who garnered all-rookie honors from *Football Digest* with 102 tackles, still a personal season best ... added one sack and one fumble recovery ... enjoyed standout game in first-round playoff contest vs. New England (Jan. 5, 1986) with team-high 17 tackles. **College/Personal:** Two-year starter at Tennessee who earned invitations to both Hula Bowl and Japan Bowl as senior ... twin brother, Raleigh, a teammate



In 1985, became the first rookie starter on defense for Raiders since linebacker Matt Millen in 1980.

at Tennessee, was 11th round pick by Washington in 1985 draft as guard and currently is Redskins' starting center ... born and raised in Knoxville, Tenn ... two-way football star at Austin East High School ... once made 25 tackles in single game ... two-time all-league first baseman in baseball ... forward in basketball and weight man in track ... born Feb. 8, 1963 ... resides with wife, June, in Phoenix.

Stacked up impressive 17 tackles in front of NFL post-season attendance high of 89,289 in 27:20 AFC playoff loss to New England, Jan. 5, 1986.

Tackles-QB Sacks

Year	Solo	Assists	Total	QB Sacks
1985*	—	—	102	1
1986*	—	—	90	1
1987*	—	—	31	0
1988*	—	—	45	1
1989	—	—	—	—
Totals	—	—	268	3
Cards	0	0	0	0

*L.A. Raiders

Opp. Fumbles Recovered

Year	No.	Yds.	Avg.	Long	TD
1985*	1	0	0.0	0	0
1986*	—	—	—	—	—
1987*	—	—	—	—	—
1988*	—	—	—	—	—
1989	—	—	—	—	—
Totals	1	0	0.0	0	0
Cards	0	0	0.0	0	0

*L.A. Raiders

Pass Interceptions

Year	No.	Yds.	Avg.	Long	TD
1985*	—	—	—	—	—
1986*	1	9	9.0	9	0
1987*	—	—	—	—	—
1988*	1	26	26.0	26	0
1989	—	—	—	—	—
Totals	2	35	17.5	26	0
Cards	0	0	0.0	0	0

*L.A. Raiders

Games (Starts)—*1985: 16 (16). *1986: 16 (16). *1987: 10 (5). *1988: 16 (3). 1989: 0 (0). Totals: 58 (40), Cards: 0 (0).

*L.A. Raiders

Stump Mitchell

30 • R-Back

5-9 • 188 • Tenth Year • The Citadel • Ninth Round, 1981

Pro Career: One of the club's most productive players in ten NFL seasons, but suffered knee injury that required reconstructive surgery last year ... led club in rushing from 1985-87 and gained 3,318 yards from 1985-88, an average of 830 yards per season ... Cardinals all-time combined yardage leader with 11,988 yards (4,649 rushing, 4,007 kickoff returns, 1,955 receiving, and 1,377 punt returns) ... currently ranks second on club's all-time rushing list ... served as understudy to Cards' all-time leading ground-gainer, Ottis Anderson, for first four seasons of his career ... 32 career rushing touchdowns is fourth on Cards' all-time list just two shy of both Wayne Morris

Owns second best career yards-per-carry average (4.71) in club history behind Charley Trippi (5.11), chiseling 4,649 yards on 986 attempts.



(Continued on page 76)

(Stump Mitchell continued from page 75)

and John David Crow ... 42 overall touchdowns rate eighth in team annals ... credited with 13 100-yard rushing efforts in 53 career starts ... at one time in career, fielded 105 consecutive punts without calling for fair catch ... has only six fair catches in 156 career returns to date but has not returned a punt since 1985. **1989:** Began season in fine form with 52 yards rushing in 16-13 win over Detroit (Sept. 10) in season opener ... darted to 95 yards (15 attempts for 76 yards in first half alone) in the Kingdome to propel Cardinals' 34-24 victory over Seattle (Sept. 17) before exiting prematurely with thigh bruise ... suffered major ligament damage to left knee in Giants Stadium (Sept. 24) and spent duration of season on injured reserve list ... rehabilitation during off-season has progressed without incident as he began to run for conditioning purposes mid-May. **1988:** Despite ankle sprain that kept him out of two games and a nagging shoulder injury that required off-season surgery, still zoomed to a healthy 4.4-yard average and 726 yards rushing, ranking ninth among NFC leaders ... sailed to 100-plus-yard efforts vs.

In first NFL start, rushed for 145 yards vs. Philadelphia on Dec. 5, 1983.

Cincinnati (22-110, Sept. 4) and Tampa Bay (18-110, Sept. 18) and averaged 5.0 yards per carry or better on six occasions ... bolted for 47-yard run vs. Tampa Bay (Sept. 18), his longest since 1985 ... sealed 41-27 win over previously unbeaten L.A. Rams (Oct. 2) with gutsy 35-yard touchdown jaunt in fourth quarter ... severe ankle sprain sustained vs. Washington (Oct. 16) relegated him to inactive list the next two weeks vs. Cleveland (Oct. 23) and Dallas (Oct. 30) ... with two-time Pro Bowl return specialist Vai Sikahema on injured reserve, also returned 10 kickoffs for 21.1-yard average, including team season-best 41-yarder vs. L.A. Rams (Oct. 2) to set up Cards' first touchdown ... closed season with 75 yards on 12 tries vs. Green Bay (Dec. 18) for 6.3 yards per carry, including a pair of touchdowns rushing. **1987:** After sluggish start, again proved to be one of NFL's most versatile backs ... ranked sixth in rushing (781 yards, 203 attempts) and 12th in receiving (45 receptions, 397 yards) among NFC leaders ... 1,178 combined yards was fifth highest total in league ... tied club record (Otis Anderson, 1981) by rushing for 100 yards in three consecutive games vs. Washington (20-101, Dec. 6), New York Giants (26-111, Dec. 13) and Tampa Bay (23-101, Dec. 20) ... almost hit century mark in fourth straight game, grinding out 91 yards on 22 carries in season finale at Dallas ... averaged 101 yards rushing (91-404) in his final four games ... in comparison, he ran for only 377 yards on 112 carries in first eight games ... fractured nose at Giants Stadium (Oct. 25), forcing him to wear protective shield underneath face mask for remainder of campaign. **1986:** Rising above an assortment of injuries, he paced the Cards in rushing for second consecutive season ... cranked out 800 yards and five touchdowns on 174 carries, an average of 4.6 yards per attempt ... arthroscopic left knee surgery (Dec. 22) after sustaining cartilage damage in season finale vs. Tampa Bay (Dec. 21) ... despite knee troubles, soared to season-high 126 yards and two touchdowns on 20 carries at Tampa Bay (Oct. 12) ... missed second half of Buffalo outing (Sept. 21) and entire Dallas game (Sept. 29) with strained knee ... on designed sweep play at N.Y. Giants (Dec. 14), he improvised and threw 15-yard touchdown pass to Roy Green ... in best back-to-back efforts, rushed for 87 yards on 13 carries vs. Washington (Nov. 30) and 99 yards on 16 carries at Philadelphia (Dec. 7).

Enters 1990 as Cardinals' all-time combined yardage leader with 11,988 yards (4,649 rushing, 4,007 kickoffs, 1,945 receiving, and 1,377 punts).

1985: Rattled off 255 yards in total offense

vs. Philadelphia (Nov. 17 with 179 rushing and 76 receiving, tying San Francisco's Jerry Rice for most combined yards in a single NFL game in 1985 ... also posted 211 total

Broke or tied eight club marks and two NFL records as rookie kick returner in 1981, among them NFL mark for combined kick returns in game (13 vs. Atlanta, Oct. 18) and league rookie record for most kickoff returns (55) and yards (1,292).

yards vs. Houston (Oct. 25) with 148 rushing and 63 receiving ... with injury limiting Otis Anderson to just three starts, Mitchell answered bell with 1,006 yards rushing on 183 attempts and 47 pass receptions for 502 yards in eight starts ... blazed to 869 yards in last nine games, an average of 96.9 yards per outing ... league's only 1,000-yard rusher who averaged five yards per carry (5.5) ... figures nearly eclipsed his previous four-year combined totals (219 attempts, 1,171 yards rushing, 50 receptions, 556 yards receiving) ... sailed to 158 yards rushing and a pair of touchdowns in 28-16 win over New Orleans (Dec. 8) ... finished season with 129 yards rushing in finale vs. Washington (Dec. 21) ... also returned 19 kickoffs for 18.2-yard average and 11 punts for 8.8-yard mark ... rambled to career-long 64-yard run vs. Washington (Dec. 21), with individual-best 46-yard pass reception vs. Houston (Oct. 27). **1984:** Put together fine all-purpose campaign with 1,889 total yards (434 rushing, 318 receiving, 804 kickoff returns, 333 punt returns) ... tacked on nine touchdowns rushing and 11 overall, the most by Cardinals' running back since Terry Metcalf totalled 13 in 1975 ... tied for NFC kickoff return lead with 23-yard average ... started season with amazing 6.9-yard average per carry on 50 rushing attempts for 345 yards and six touchdowns in first six games ... made most of only starting assignment, rolling to 109 yards rushing and two touchdowns vs. Miami (Sept. 30) ... 23-yard kickoff return average tied for NFC lead and earned *Pro Football Weekly* all-NFC honors ... streaked to 56-yard kickoff return to set up score in 31-21 victory over N.Y. Giants (Dec. 9), then stormed for touchdown on 44-yard scoring catch later in game ... set up another score with 39-yard punt return in 31-7 win over Buffalo (Sept. 9). **1983:** In first NFL start, rushed for 145 yards vs. Philadelphia (Dec. 5) ... proved worth early in season when he entered San Francisco contest (Sept. 18) in first

Ranked second to Heisman Trophy winner George Rogers of South Carolina in 1980 NCAA rushing derby with 1,647 yards.

quarter to rush for 123 yards on eight carries, including romps of 46 and 33 yards to set up Cardinal scores ... then showed national television audience his wares with 108 yards in only starting role of season in Monday night tie vs. N.Y. Giants (Nov. 24) ... posted longest kickoff return in NFC with 66-yard effort vs. Dallas (Sept. 11). **1982:** Led team in total offense for second consecutive year (189 rushing, 149 receiving, 364 kickoff returns, 165 punt returns) ... in first and only starting role at running back, gained 145 yards on 25 carries to lead Cardinals to 23-20 win over Philadelphia (Dec. 5) ... scored on 32-yard run to break game open and named offensive player-of-the-week by *Pro Football Weekly* ... saw ample playing time in shotgun formation with 11 receptions for 149 yards ... posted 22.7-yard kickoff return average and 6.1-yard punt return mean ... 80-yard punt return for touchdown called back vs. Washington (Dec. 12) ... set club record with eight punt returns in second contest vs. Redskins (Jan. 2, 1983) ... finished season with 69 consecutive punt returns without fair catch ... gained 21 yards on seven carries and caught four passes for 57 yards in post-season playoff game vs. Green Bay (Jan. 8, 1983). **1981:** Broke or tied eight club marks and two NFL records as rookie kick returner in 1981, among them NFL mark for

(Continued on page 78)

(Stump Mitchell continued from page 77)

combined kick returns in game (13 vs. Atlanta, Oct. 18) and league rookie record for most kickoff returns (55) and yards (1,292) ... established NFL standard for single-season combined kick return yardage with 1,737 yards (1,292 kickoff, 445 punt returns), breaking mark of N.Y. Jets' Bruce Harper in 1978 ... 1,947 combined yards ranked fifth in club history ... ranked fourth in conference with 23.5-yard kickoff return average and fifth with 10.6-yard punt return mark ... streaked to 50-yard punt return for touchdown in

Owns local production company, Kickoff Productions, that has staged musical concerts and boxing cards in Phoenix area.

40-30 win over Washington (Sept. 20) ... amassed 279 yards total offense vs. Atlanta (Oct. 18) with 178 yards on kickoff returns, 51 on punt returns and 50 yards rushing to fall five yards shy of club record ... fumbled just one time in 97 combined kick return attempts ... made 13 tackles on kick coverage units as well ... returned kickoff 100 yards for touchdown in final preseason game vs. Chicago (Aug. 29).
College/Personal: Totalled 4,062 yards rushing in collegiate career at The Citadel ... gained more than 100 yards in 20 of 39 games and was Southern Conference player-of-the-year in 1980 ... honorable mention all-America ... played in Senior Bowl and Blue-Gray games ... all-America and all-Georgia performer at Camden County High School ... given name is Lyvonnia Albert ... earned nickname Stump at early age by brother ... club's United Way spokesman in 1982 ... won Chuck Drulis Award for work in St. Louis community in '82 ... in 1984, teammates selected him for Bryon "Whizzer" White Humanitarian Award ... born March 15, 1959 ... active with Boy Scouts of America ... resides in Phoenix with wife, Rita, and sons Shawn Myers (Dec. 15, 1975), Lionel (Sept. 17, 1985), and daughter Gail (Nov. 27, 1987).

Rushing

Year	No.	Yds.	Avg.	Long	TD
1981	31	175	5.6	43	0
1982	39	189	4.8	32t	1
1983	68	373	5.5	46	3
1984	81	434	5.4	39	9
1985	183	1,006	5.5	64	7
1986	174	800	4.6	44	5
1987	203	781	3.8	42	3
1988	164	726	4.4	47	4
1989	43	165	3.8	14	0
Totals	986	4,649	4.7	64	32

Receiving

Year	No.	Yds.	Avg.	Long	TD
1981	6	35	5.8	16	1
1982	11	149	13.5	30	0
1983	7	54	7.7	17	0
1984	26	318	12.2	44t	2
1985	47	502	10.7	46	3
1986	41	276	6.7	24	0
1987	45	397	8.8	39	2
1988	25	214	8.6	28	1
1989	1	10	10.0	10	0
Totals	209	1,955	9.4	46	9

Punt Returns

Year	No.	Yds.	Avg.	Long	TD
1981	42	445	10.6	50t	1
1982	27	165	6.1	15	0
1983	38	337	8.9	34	0
1984	38	333	8.8	39	0
1985	11	97	8.8	21	0
Totals	156	1,377	8.8	50t	1

Kickoff Returns

Year	No.	Yds.	Avg.	Long	TD
1981	55	1,292	23.5	67	0
1982	16	364	22.8	33	0
1983	36	778	21.6	86	0
1984	35	804	23.0	56	0
1985	19	345	18.2	35	0
1986	6	203	33.8	53	0
1987	—	—	—	—	—
1988	10	221	22.1	41	0
1989	—	—	—	—	—
Totals	177	4,007	22.6	67	0

Games (Starts)—1981: 16 (0). 1982: 9 (1). 1983: 15 (1). 1984: 16 (1). 1985: 16 (8). 1986: 15 (13). 1987: 12 (12). 1988: 14 (14). 1989: 3 (3). Totals: 116 (53).

Single-Game Career Bests—**Yards Rushing:** 179 vs. Philadelphia, Nov. 17, 1986. **Rushing Attempts:** 28 vs. New Orleans, Dec. 8, 1985. **Longest Rush:** 64 vs. Washington, Dec. 21, 1985. **TDs Rushing:** 2, seven times, last vs. Green Bay, Dec. 18, 1988. **Yards Receiving:** 76 vs. Philadelphia, Nov. 17, 1985. **Receptions:** 6, four times, last vs. Tampa Bay, Dec. 20, 1987. **Longest Reception:** 46 vs. Houston, Oct. 27, 1985. **TDs Receiving:** 1, seven times

Freddie Joe Nunn

78 • Defensive End

6-4 • 255 • Sixth Year • Mississippi • First Round, 1985

Pro Career: Has emerged as one of NFL's top pass rushers ... returned to defensive end from linebacker in 1987, the position where he earned all-America honors at Mississippi during NCAA days ... in just 40 games at defensive end, has bagged 30 sacks ... although he beefed up from 228 pounds as outside linebacker to 255 in 1987, he still possesses

Beefed up from 228 to 255 pounds in 1987, which he put to good use in leading the Cardinals in sacks (11 in 1987, 14 in '88) for two straight seasons.

exceptional speed for size.

1989: Battled through four-game suspension to contribute 34 tackles, five quarterback sacks and one fumble recovery in 12 games ... other than the suspension, has not missed a starting assignment in his entire 72-game NFL career ... opened season in fine form with six solo stops in 16-13 win over Detroit (Sept. 10)... credited with season-high seven combined tackles vs. N.Y. Giants (Sept. 24), then added five solo stops and sack in return match with Giants (Nov. 5), including fumble recovery that led to Cardinals' field goal in third quarter... rang up pair of sacks vs. Tampa Bay (Nov. 26) along with four solo tackles ... showcased his talents with four tackles and sack in each of games against L.A. Raiders (Dec. 10) and Denver (Dec. 16) ... handed 30-day suspension effective Sept. 26 for violation of league's substance abuse policy, reinstated Oct. 24

1988: Stamped himself as one of the NFL's premier pass-rushing talents with 14 sacks, a total surpassed only by Philadelphia all-pro Reggie White (16.5) among NFL linemen ... that mark also was most by a Cardinal since Curtis Greer's 14 (1984) and just two shy of Greer's team record of 16 (1983) ... menaced opposing quarterbacks as effectively as any pass rusher in the league ... led Cards in sacks, quarterback hurries (27), and played every down from scrimmage on defense ... named all-pro honorable mention by Associated Press and second team all-NFC by UPI ... combined with Rod Saddler to force Rams' Jim Everett into

1989: Battled



Earned 1985 UPI all-rookie team honors after amassing 84 tackles, three sacks, and two fumble recoveries in 16 starts at linebacker.

(Continued on page 80)

(Freddie Joe Nunn continued on page 79)

fumble that Saddler returned 16 yards for touchdown in 41-27 win over previously

Returned in 1987 to his college position of defensive end where he was first team all-America at Mississippi.

unbeaten L.A. Rams (Oct. 2) ... also added five solo stops, a sack, and batted down a pass on the day ... rolled Pittsburgh for five solo stops and a pair of sacks in 31-14 Phoenix win (Oct. 9) ... stripped Washington quarterback Mark Rypien of ball that Cards' Cedric Mack returned for 47-yard touchdown, sealing 30-21 victory over Redskins (Oct. 16) ... throttled Dallas' Steve Pelluer for three sacks in 16-10 win over Cowboys (Oct. 30), and teamed with Anthony Bell to successfully aid in limiting Pro Bowler Herschel Walker to his lowest rushing total at that point in the season (87 yards) after Walker sailed to 147 earlier in the year against Phoenix ... after four-game drought, chalked up pair of sacks vs. Philadelphia (Dec. 10) ... also played well on special teams, particularly as rush man on punt return and narrowly missed blocking a

Gained 1,246 yards and scored 20 touchdowns as senior running back at Nanih Waiya High School, Noxubee, Miss.

few punts. **1987:** Top outing of year came against New York Giants (Oct. 25), ripping off 10 tackles and two sacks in 30-7 loss ... also pummeled Tampa Bay for five solo stops and three sacks (Dec. 20) ... other noticeable performances were five-tackle, two and one-half-sack day at Philadelphia (Nov. 22) and a four tackle, one and one-half-sack effort vs. Giants (Dec. 13) ... collected 46 tackles overall. **1986:** 48 tackles at outside linebacker ranked seventh on club while seven sacks were second to Al Baker's 10 ... erupted for two first-half sacks in Philadelphia (Dec. 7) and New Orleans (Nov. 16) games ... also notched two pass defenses and a fumble recovery at N.Y. Giants (Dec. 14). **1985:** Began first preseason game after just four days in training camp ... started all 16 games ... breezed to team-leading 38 tackles after first five games ... rolled up six or more stops on 10 occasions ... strung together three consecutive weeks with sacks vs. Tampa Bay (Oct. 10), Philadelphia (Oct. 17), and N.Y. Giants (Oct. 24) ... stacked up eight tackles in NFL debut in season-opening 27-24 overtime win vs. Cleveland (Sept. 9).

College/Personal: First team all-America, first team all-Southeastern Conference, and

Cousin Michael Nunn is undefeated IBF middleweight title-holder and one of the hottest draws in boxing. The boxer's brother-in-law is 49er running back Roger Craig.

three-time SEC defensive player-of-the-week as senior at Ole Miss ... played in Senior Bowl and was defensive most valuable player in Hula Bowl ... born in Noxubee, Miss ... lettered in football, basketball, baseball, and track in high school ... born April 9, 1962 ... resides in Phoenix with wife, Vikki, and daughter Frederica Victoria (Oct. 25, 1989).

Tackles-QB Sacks

Year	Solo	Assists	Total	QB Sacks
1985	67	17	84	3
1986	38	10	48	7
1987	45	1	46	11
1988	44	9	53	14
1989	22	12	34	5
Totals	216	49	265	40

Opp. Fumbles Recovered

Year	No.	Yds.	Avg.	Long	TD
1985	2	0	0.0	0	0
1986	1	0	0.0	0	0
1987	—	—	—	—	—
1988	2	8	4.0	4	0
1989	1	0	0.0	0	0
Totals	6	8	0.8	4	0

Games (Starts)—1985: 16 (16). 1986: 16 (16). 1987: 12 (12). 1988: 16 (16). 1989: 12 (12). Totals: 72 (72).

Walter Reeves

89 • Tight End

6-4 • 249 • Second Year • Auburn • Second Round, 1989

Pro Career: On course to be Cards starting tight end with Rob Awalt moving to H-back in new offensive scheme ... played in all 16 games last year with starting assignments as Cards opened game with two tight ends at N.Y. Giants (Sept. 24) and vs. Dallas (Nov. 12), then was sole starter in season finale at Philadelphia (Dec. 24) ... caught first NFL pass vs. Cowboys (Nov. 12) for first down yardage in fourth-and-three situation to keep fourth-quarter scoring drive going in Cards' thrilling 24-20 victory ... sealed victory with fumble recovery on kickoff coverage late in game ... saw plenty of action in finale against Eagles but did not catch a pass. **College/Personal:** Voted all-SEC and all-America

After signing with Cards, one started construction a four-bedroom house for his mother and sister in Eufaula, Ala.

Citrus) ... two-time all-Alabama pick as prep star at Eufaula High ... building science major while in college ... born Dec. 15, 1965 ... he and wife, Carlanda, reside in Phoenix with their infant daughter Meghan (May 21, 1990).

Receiving

Year	No.	Yds.	Avg.	Long	TD
1989	1	5	5.0	5	0
Totals	1	5	5.0	5	0

Games (Starts)—1989: 16 (3). Totals: 16 (3).

Additional Statistics—Returned 1 kickoff for 5 yards, 1989



Tootie Robbins

63 • Offensive Tackle

6-5 • 307 • Ninth Year • East Carolina • Fourth Round, 1982

Pro Career: Presents perhaps most imposing figure on team at 6-5 and 302 pounds ... enjoyed outstanding 1982 rookie season with several all-rookie honors, but prior hamstring problems and host of other injuries have slowed his development ... when able to perform at 100 percent

Son of an eastern North Carolina sharecropper, would be in fields by 7 a.m. as youngster, then after helping harvest the tobacco, would bathe and promptly head off for nightly football practice.

efficiency, can dominate his man and complement Pro Bowler Luis Sharpe to give Cardinals impressive set of bookend tackles. **1989:** Started all nine games he played in, but once again was hindered by injury bug ... placed on injured reserve list after suffering twisted knee in season opener in Detroit (Sept. 10) ... returned to starting lineup vs.



(Continued on page 82)

(*Tootie Robbins continued from page 81*)

Dallas (Oct. 29) after sitting out required six games, then suffered ligament sprain in right elbow vs. L.A. Raiders (Dec. 10) in second quarter and sat out entire second half and following game vs. Denver (Dec. 16) ... returned to start in season finale at Philadelphia (Dec. 24). **1988:** Played every down in nine contests and all but a handful in four others in his healthiest campaign since 1984 ... missed just six plays despite sprained right ankle vs. Washington (Oct. 16) ... played through painful rib contusion in 24-17 victory over N.Y. Giants (Nov. 13) ... suffered groin pull vs. Philadelphia (Dec. 10) ... missed final game of season on injured reserve with left shoulder injury that required off-season surgery to repair minor rotator cuff tear ... also had right ankle "scoped" to alleviate bone spur condition. **1987:** Drew starting assignment at tackle in 14 games last year, providing Cardinals with experience and savvy up front ... missed second half vs. Dallas (Sept. 13) with concussion but played nearly every down the duration of the season. **1986:** Re-signed with club after start of season and activated Sept. 12 ... played in 12 games and started last five at right tackle ... twisted ankle prevented play weeks 9-10 ... playing time and performance level increased as he rounded into shape through latter part of season. **1985:** Recurrent hamstring injury kept him out of four games but started 11 of 12 ... answered bell in first eight contests but hamstring pull in week nine limited playing time rest of season. **1984:** Started all 16 games to finish with streak of 25 consecutive starts over two seasons ... improved physique from previous two years that paid off in perhaps best year as pro. **1983:** Shook off nagging hamstring problems to start last nine games and regain form of rookie season ... progressed well throughout year and began to realize potential. **1982:** One of biggest bonuses of 1982 draft ... started all nine contests and joined fellow rookie tackle Luis Sharpe with all-rookie mention by *Pro Football Weekly*, *Football Digest*, and the PFWA ... shared game most valuable player honors with Sharpe vs. Atlanta (Nov. 28) when St. Louis amassed 203 yards rushing in 23-20 win. **College/Personal:** Earned second-team all-America honors as senior at East Carolina, highest national recognition by football player in school history ... played in Blue-Gray Game and Japan Bowl after senior season ... won team blocking award after junior year ... two-way starter at Bertie County High School in native Windsor, N.C. ... James "Tootie" Robbins was all-North Carolina and all-America offensive tackle during prep career ... active in United Way ... born June 2, 1958 ... Robbins and wife, Shaneeta, reside in Phoenix with their son, Barret Lackland (Jan. 27, 1990).

Games (Starts)—1982: 9 (9). 1983: 13 (11). 1984: 16 (16). 1985: 12 (11). 1986: 13 (5). 1987: 14 (14). 1988: 15 (15). 1989: 9 (9). Totals: 101 (90).

Timm Rosenbach

3 • Quarterback

6-2 • 210 • Second Year • Washington State • First Round, 1989
(Supplemental Draft)

Pro Career: Showed flashes of excitement and promise in abbreviated action as rookie in 1989 ... missed all of training camp and saw action for just three plays in preseason ... entered game vs. L.A. Rams (Nov. 19) in first NFL action and completed seven of 14 passes for 81 yards and one

Father, Lynn, who died in July, 1988, was former assistant athletic director at Washington State University. Mother, Rosie, was executive director of the Pullman (Wash.) Chamber of Commerce and former marketing/promotions director for the WSU athletic department.

interception ... engineered 51-yard fourth quarter scoring drive and guided club to Rams' seven-yard line another time before tossing interception in end zone ... impressed with crisp passing and scrambling ability (four attempts for 18 yards) ... handed first NFL start vs. Denver (Dec. 16) but completed just two of eight attempts for 14 yards in six series ... supplemental draft surprise in '89 ... grabbed by Cardinals on 13th pick of the first round. **College/Personal:** Record-setting two-year starter at Washington State ... three-year WSU totals of 5,995 passing yards and 6,690 total yards rank second on Washington State all-time lists,

Older brother, Todd, and parents wanted symmetry in sons names, so the name Timm—with two "m's"—surfaced instead of Timothy.

trailing only the four-year totals of all-America Jack "Throwin' Samoan" Thompson (7,818 passing, 7,697 total offense) ... led NCAA Division I-A in passing efficiency (160.7 rating) in 1988 as a junior and finished third nationally in total offense (286.82 yards per game) ... completed 65.9 percent of his passes for 253.7-yard-per-game average and 23 touchdowns ... second team all-Pac-10 Conference choice behind Southern California's Rodney Peete but ahead of UCLA's Troy Aikman, the first choice in the regular phase of the 1989 NFL draft ... turned heads by guiding Cougars to 34-31 upset victory over top-ranked UCLA in head-to-head faceoff with Aikman, then considered the leading Heisman Trophy candidate ... seventh in Heisman Trophy

Father 'bailed' him into going to church by diagramming plays on church program during services.

balloting in 1988 ... following a sub-par sophomore season at WSU. Rosenbach wanted to switch to defense after tossing 24 interceptions. He returned as a junior to throw for 24 touchdowns and finish seventh in the Heisman Trophy balloting ... Montana state javelin champion in high school with a personal-best of 231 feet (77 yards) ... single ... resides in Phoenix ... born Oct. 27, 1966.



Passing

Year	Att.	Comp.	Yds.	Pct.	Avg./Att.	TD	Int.	Long	Tkld/Lost	Rating
1989	22	9	95	40.9	4.32	0	1	24	2/19	35.2
Totals	22	9	95	40.9	4.32	0	1	24	2/19	35.2

(Continued on page 84)

(Timm Rosenbach continued from page 83)

Rushing

Year	No.	Yds.	Avg.	Long	TD
1989	6	26	4.3	8	0
Totals	6	26	4.3	8	0

Games (Starts)—1989:2 (1). Totals: 2 (1).

Rod Saddler

72 • Defensive End

6-5 • 280 • Fourth Year • Texas A&M • Fourth Round, 1987

Pro Career: Fine talent who is on the doorstep of becoming an "impact" player at defensive tackle ... top-notch athletic ability has enabled him to play both tackle and end in first two pro seasons ... should improve even more when able to settle in at one position ... spent 1989 season at three different positions on the defensive line. **1989:** the "nomad" of the defensive line due to the unusually-high amount of injuries in the group; played at right end (two games), left end (three games) and left tackle (10 games) ... chalked up career-best totals of 50 tackles and 3.5 quarterback sacks in 15 starting assignments ... underwent arthroscopic surgery to knee during preseason, but recovered sooner than expected and missed only the season opener vs. Detroit (Inactive) ... was the "answer man" for the line as he started two games for David Galloway (thumb) at defensive end and three on the left side for Freddie Joe Nunn (suspended) ... bagged five solo hits vs. Washington (Oct. 8) ... enjoyed fine outings against both Bay area teams with six tackles vs. L.A. Rams (Nov. 19) and four solo stops and quarterback sack vs. L.A. Raiders (Dec. 10) ... added four solo hits along with quarterback sack and forced fumble vs. Tampa Bay (Nov. 26) ... **1988:** Matured admirably into a solid performer in just his second season despite playing two positions (end and tackle) ... churned out 46 tackles, two sacks, and forced a pair of fumbles as well ... also used fine leaping ability to bat down three passes at



Bagged two quarterback sacks vs. Philadelphia on Nov. 22, 1987 in his first NFL start.

line of scrimmage, tops among Cards' linemen ... started first nine games at end, then switched to tackle when David Galloway returned from injured reserve ... piled up five solo stops and a sack in 30-21 win over Washington (Sept. 25) ... picked up Ram quarterback Jim Everett's fumble and raced 16 yards for touchdown with five seconds left in first half of 41-27 victory over L.A. Rams (Oct. 2) ... forced fumble that set up first Phoenix score in 31-14 triumph over Pittsburgh (Oct. 9) ... racked up seven solo stops (eight overall) vs. N.Y. Giants (Dec. 5), then came back with repeat performance the following week vs. Philadelphia (Dec. 10). **1987:** Stamped his mark during promising rookie campaign with 24 tackles, 3 quarterback sacks, and 1 forced fumble ... also made a pass interception ... first quarterback sack in season-opening victory vs. Dallas (Sept. 13) ... crunching hit on Tampa Bay running back James Wilder (Nov. 8)

forced fumble that Card linebacker Niko Noga returned 23 yards for a touchdown, sparking a miracle 28-point fourth-quarter comeback win ... made first NFL start vs. Philadelphia (Nov. 22). **College/Personal:** Earned first team all-Southwest Conference honors as a junior and second team his senior year ... played both right and left end spots at Texas A&M ... moved from right to left end as junior, replacing all-America Aggie Ray Childress (Oilers) ... brilliant 82-tackle junior season ... also racked up four sacks and nine tackles for 29 yards in losses that season, winning the Charlie Krueger Most Improved Defensive Player Award ... started at right defensive end as sophomore ... led all A&M freshmen with 29 tackles (25 solos) and five sacks in '83 ... considered one of nation's top 100 prep players out of Columbia (Ga.) High School ... born Sept. 26, 1965 ... single and resides in Duluth, Ga.

As junior at Texas A&M, Saddler earned first team all-Southwest Conference honors.

Tackles-QB Sacks

Year	Solo	Assists	Total	QB Sacks
1987	23	1	24	3
1988	40	6	46	2
1989	37	13	50	3.5
Totals	100	20	120	8.5

Pass Interceptions

Year	No.	Yds.	Avg.	Long	TD
1987	1	0	0.0	0	0
1988	—	—	—	—	—
1989	—	—	—	—	—
Totals	1	0	0.0	0	0

Opp. Fumbles Recovered

Year	No.	Yds.	Avg.	Long	TD
1987	—	—	—	—	—
1988	1	16	16.0	16f	1
1989	—	—	—	—	—
Totals	1	16	16.0	16f	0

Games (Starts)—1987: 12 (3), 1988: 16 (15), 1989: 15 (15). Totals: 43 (33).

Luis Sharpe

67 • Offensive Tackle

6-4 • 260 • Ninth Year • UCLA • First Round, 1982

Pro Career: Thoroughbred lineman who is regarded as one of the NFL's best pass blockers ... great combination of strength, foot quickness, and intelligence ... three-time Pro Bowler (1987-89) after being selected as alternate two previous seasons ... played 44 games during 16-month stretch from 1984-85 due to signing with USFL ... after 16 games as Cardinal in 1984, signed with USFL's Memphis

Finally earned Pro Bowl invitations each of the last three seasons after being voted alternate in both 1983 and '84.

Showboats in spring of 1985 ... played 12 games in Memphis, then returned to Cardinals in time to start all 16 NFL contests in the fall of 1985 ... started 110 consecutive games dating back to 1982 rookie season until knee injury sidelined him for two games last year. **1989:** Voted to third straight Pro Bowl ... missed all of training camp due to contract status but opened



(Continued on page 86)

(Luis Sharpe continued from page 85)

season at his usual left tackle post ... started first nine games until knee injury vs. N.Y. Giants (Nov. 5) ... missed two contests, but returned against Tampa Bay (Nov. 26) for final five outings. **1988:** Voted offensive team captain for second consecutive year ... besides a trip to the Pro Bowl, also earned all-pro second team notice by

Born in Havana, Cuba. At age of six, his family moved to Detroit where his father worked in the auto industry.

Associated Press and first team all-NFC by United Press International ... performed well against Lawrence Taylor in both contests with N.Y. Giants and played admirably vs. Washington (Oct. 16), limiting Dexter Manley had two tackles and one sack ... fine play was major reason for Cards' early-season success and quarterback Neil Lomax being sacked just 15 times in first six games. **1987:** Voted offensive team captain by teammates prior to season ... besides Pro Bowl honor, also gained all-NFC second team notice by United Press International ... perhaps two best performances of season against NFL heavyweights Manley of Washington (Dec. 6) and Taylor of New York Giants (Oct. 25). **1986:** With full off-season of rest, regained past form in 1986 ... consistently

warded the better defensive linemen in NFL ... extended his consecutive starting streak to 73 games at season's end, longest string on Cardinal club. **1985:** After playing all 16 games with Cardinals in '84, signed with Memphis of USFL in spring of 1985 ... played in 12 games with Showboats then returned to start all 16 games with St. Louis ... mental and physical exhaustion took its toll as

he failed to perform with same toughness and finesse exhibited in previous seasons ... ran string of consecutive starts to 57. **1984:** Sixteen-game starter and Pro Bowl alternate in outstanding season ... stellar play at left tackle was important factor in Cardinals' high-powered passing attack that saw St. Louis yield just 49 sacks ... repelled some of finest pass rushers in league ... near-flawless protection of Pro Bowl quarterback Neil Lomax who led NFC with club-record 4,614 yards passing. **1983:** Tabbed Pro Bowl alternate in second season at left tackle. **1982:** Cardinals' first-round pick in 1982 NFL draft ... earned NFL all-rookie team and team co-most valuable player (with Benny Perrin) awards in 1982 ... fulfilled all expectations with outstanding year ... selected to all-rookie squads by *Pro Football Weekly*, *Pro Football Digest*, and the PFWA along with fellow rookie tackle Tootie Robbins ... shared game most valuable player honors with Robbins in 23-20 win over Atlanta (Nov. 28) ... first tackle selected in draft, 16th player chosen overall. **College/Personal:** All-America at UCLA ... played guard and center positions as three-year starter ... received Bruins' rookie-of-the-year award as freshman ... second-team all-Pac-10

Worked in production with local Phoenix television station (KTVK-TV, ABC) during past off-season

Conference as sophomore ... earned honorable mention all-America as junior ... named team's most valuable player as senior and appeared in 1981 Hula Bowl and Olympia Gold Bowl ... attended Detroit's Southwestern High School where he played football and basketball ... earned academia all-America honors at UCLA ... degree in political science ... he and wife, Kathi, have two daughters, Leah (Feb. 1, 1984) and Rebekah Alicia (Dec. 4, 1987).

Games (Starts)—1982: 9 (9), 1983: 16 (16), 1984: 16 (16), 1985: 16 (16), 1986: 16 (16), 1987: 12 (12), 1988: 16 (16), 1989: 14 (14), Totals: 115 (115).

Additional Statistics—One rush for 11 yards, 1983.

Vai Sikahema

36 • R-Back/Kick Returner

5-9 • 191 • Fifth Year • Brigham Young • Tenth Round, 1986

Pro Career: One of Cardinals' Cinderella stories of recent years ... 10th-round draft choice, was regarded as long shot to survive training camp in 1986 ... instead, he's set numerous club punt return records en route to back-to-back Pro Bowl selections in '86-'87 ... four-game hiatus on injured reserve with knee injury in 1988 prevented him from becoming first player in NFL history to lead league in punt return yardage three successive seasons ... earned all-pro accolades by Associated Press in both 1987 (first team) and 1986 (second team) ... has vaulted into first place on Cards' career punt return chart for both yardage (1,846) and returns (157), surpassing Stump Mitchell's previous marks (156-1,377) ... jumped into second place on club's all-time kickoff return list with 137 career returns, 40 behind all-time leader Stump Mitchell (177), while his kickoff return yardage mark



Established club single-season punt return records in his first two NFL seasons, earning Pro Bowl notice in both 1986 and '87.

(2,957) also ranks second to Mitchell's all-time club total (4,007) ... shares club's career record of three punt returns for touchdowns with Ollie Matson (1954-55) ... 11.8-yard career punt return average ranks third in Cardinal logs to Charley Trippi's 13.7-yard figure (63-864, 1947-55) and Willard Harrell's mark of 12.0 yards per return (71-854, 1978-84). **1989:** Authored his most productive season in four years with 1,697 combined yards (145 rushing/245 receiving/433 punt returns/874 kickoff returns) ... enjoyed success as third-down specialist out of the backfield ... made surprise entry into backfield due to injuries vs. Washington (Oct. 8) and chalked up 55 quick yards on 28-yard run and pass reception for 27 more yards ... also added 17-yard reception vs. Philadelphia (Oct., 15) and 23-yard grab vs. Atlanta (Oct. 22) ... saw substantial action vs. N.Y. Giants (Nov. 5) with 42 yards rushing on eight attempts and 34 yards on a pair of pass catches ... gathered in five passes for 37 yards in starting role vs. L.A. Rams (Nov. 19), then added 37-yards on single catch vs. Philadelphia (Dec. 24) ... showed glimpses of his former Pro Bowl kick return form throughout the year ... ended season ranked third in conference and fourth in NFL punt return average ... returned six punts for 84 yards (14-yard average) vs. San Diego (Oct. 1) and two punts for 62 yards vs. Washington (Oct. 8), including a season-long of 53 yards ... ripped off 52-yard kickoff return to set up key fourth-quarter score in 34-20

Claimed NFC punt return crown (12.1) as rookie while his 12.5-yard average in 1987 was best mark by Cardinal player since Terry Metcalf's 13.1 mark in 1974.

win over Atlanta (Oct. 22). **1988:** Partial tear of medial collateral ligament in left knee suffered in second quarter vs. Dallas (Oct. 30) relegated him to injured reserve list for four weeks ... prior to injury, tied for second in league with 267 punt return yards, while 10.3-yard average ranked second in conference ... finished season with 10.3-

(Continued on page 88)

(Vai Sikahema continued from page 87)

yard punt return average (33-341), fourth best among NFC leaders ... also returned kickoffs at 20.7-yard clip (23-475) ... ripped off season-long 28-yard punt returns vs. L.A. Rams (Oct. 2) and Green Bay (Dec. 18) while 39-yard kickoff return was personal best of '88 ... seven punt returns in 31-14 win over Pittsburgh (Oct. 9) tied career-high (vs. Dallas Sept. 13, 1987) and was one shy of team mark (8, Stump Mitchell vs. Washington, Jan. 2, 1983) ... enjoyed fine outing vs. Washington (Oct. 16) when he set up Cards' first touchdown with 16-yard punt return, then added two others of 18 and nine yards to give Cards fine field position ... posted career-high four fair catches vs. Philadelphia (Dec. 10). **1987:** NFC's premier double threat of 1987, tying for third in punt returns (12.5) and finishing sixth in kickoff returns (22.4) ... punt return average of 12.5 yards was best figure by Cardinal since Terry Metcalf's 13.1-yard mark in 1974 and fourth best in club history ... broke own club single-season records for punt returns (44) and punt return yardage (550), eclipsing his rookie season totals of 43 for 522 ... also named to all-NFL team by NFL Alumni Association as well as NFL special teams runner-up by NFL Players Association/*USA Today* ... perhaps sealed second consecutive Pro Bowl invitation against defending Super Bowl champion New York Giants (Dec. 13), returning punt 76 yards for touchdown and bringing back kickoff 44 yards to set up another touchdown in 27-24 Cardinal win ... also uncorked 46-yard kickoff return against soon-to-be Super Bowl XXII champion Washington Redskins (Dec. 6) ... unleashed punt returns of 25, 25, and 30 yards at Atlanta (Nov. 29) ... also provided dazzling effort against Philadelphia (Nov. 1), returning five punts for 65 yards and one kickoff for 50 yards. **1986:** Claimed NFC punt return crown (12.1) and ranked third among conference kickoff returners (22.9) ... setting numerous club punt return records, selected to Pro Bowl, earned all-pro second team honors by Associated Press,

Became only the fifth player in NFL history to return two punts for touchdowns (71 and 60 yards) in one game, a 21-17 victory over Tampa Bay on Dec. 21, 1986.

Serious journalism student who authored regular column, appropriately entitled "Vai's Views", in Southern Illinois-Edwardsville campus newspaper while attending classes there in 1987. Also served as a guest sportscaster on local St. Louis television station (KSDK-TV, NBC), contributor to St. Louis Business Journal, and through the pre-season last year authored a weekly column for the *Mesa Tribune* in Arizona. Worked as sports reporter last year for KTSP-TV (CBS) in Phoenix.

and all-NFC and all-NFL rookie accolades from *Pro Football Weekly* ... established team single-season punt return marks for attempts (43) and yardage (522), surpassing Stump Mitchell's 1981 standards ... became only fifth player in NFL history to return two punts for touchdowns (71 and 60 yards) in one game, a 21-17 win vs. Tampa Bay in season finale (Dec. 21) ... 145 punt return yards in that Tampa Bay game also set club single-game record, surpassing Chuck Latourette's 143 in 1968 ... other players who have returned two punts for touchdowns in game are Detroit's Jack Christiansen (twice in 1951), N.Y. Titans' Dick Christy (1961), Denver's Rick Upchurch (1976) and L.A. Rams' LeRoy Irvin (1981) ... earned NFL special teams player-of-the-week for season-closing effort vs. Buccaneers ... ripped off punt returns of 71, 61 and 60 yards during season—three longest returns by Cardinal player since Lee Nelson's 77-yarder at Chicago in 1979 ... although he lost two fumbles in 1987 Pro Bowl, he dazzled the Aloha Stadium crowd with 29-yard return ... for the afternoon, he returned seven punts for 73 yards in Honolulu while returning two

kickoffs for 35 yards ... also uncorked 91-yard touchdown punt return vs. New England (Hall of Fame Game) and 60-yarder vs. Chicago in preseason action ... at halfback, his first NFL run from scrimmage traveled 23 yards at Tampa Bay (Oct. 12).

Lived on coconut plantation in native Nuku' Alofa, Tonga until age 7, when family moved to Hawaii and then Arizona.

College/Personal: Caught 36 passes for 526 yards and 14.6-yard average with two touchdowns as senior at Brigham Young ... also rushed for 6.6-yard per carry average in 1985 with 383 yards on 58 attempts for Cougars ... posted career 6.7-yard rushing average and 11 touchdowns ... all-purpose performer for nationally-ranked BYU squad ... 83-yard punt return for touchdown vs. SMU in 1980 Holiday Bowl ... honorable

Won Arizona Gold Gloves boxing title in 147-pound division at age 13.

mention all-Western Athletic Conference as junior with 25.1-yard kickoff return average for no. 7 ranking nationally ... served on Mormon mission in South Dakota in 1982-83 before returning to school in '84 ... born Aug. 29, 1962 ... Sihakema and wife, Keala, reside in Gilbert, Ariz. with their sons, Landon (Dec. 12, 1985), Leland (June 18, 1988), and Leonard (Oct. 27, 1989).

Rushing

Year	No.	Yds.	Avg.	Long	TD
1986	16	62	3.9	23	0
1987	—	—	—	—	—
1988	—	—	—	—	—
1989	38	145	3.8	27	0
Totals	54	207	3.8	27	0

Receiving

Year	No.	Yds.	Avg.	Long	TD
1986	10	99	9.9	27	1
1987	—	—	—	—	—
1988	—	—	—	—	—
1989	23	245	10.7	37	0
Totals	33	344	10.4	37	1

Punt Returns

Year	No.	Yds.	Avg.	Long	TD
1986	43	522	12.1	711	2
1987	44	550	12.5	761	1
1988	33	341	10.3	28	0
1989	37	433	11.7	53	0
Totals	157	1,846	11.8	761	3

Kickoff Returns

Year	No.	Yds.	Avg.	Long	TD
1986	37	847	22.9	44	0
1987	34	761	22.4	50	0
1988	23	475	20.7	39	0
1989	43	874	20.3	52	0
Totals	137	2,957	21.6	52	0

Games (Starts)—1986: 16 (0). 1987: 15 (0). 1988: 12 (0). 1989: 16 (2). Totals: 59 (2).

Single-Game Career Bests—**Yards Rushing:** 42 vs. N.Y. Giants, Nov. 5, 1989. **Rushing Attempts:** 8 vs. N.Y. Giants, Nov. 5, 1989. **Longest Rush:** 28 at Washington, Oct. 8, 1989. **TDs Rushing:** None. **Yards Receiving:** 59 at Buffalo, Sept. 21, 1986. **Receptions:** 5 at L.A. Rams, Nov. 19, 1989. **Longest Reception:** 37 at Philadelphia, Dec. 24, 1989. **TDs Receiving:** 1 at Buffalo, Sept. 21, 1986

J.T. Smith

84 • Wide Receiver

6-2 • 185 • Thirteenth Year • North Texas State • Free Agent, Sept. 17, 1985

Pro Career: Received new lease on his football life with Cardinals in 1985 when he signed as free agent to become perhaps the premier possession receiver in the game today ... rebounding from serious leg injury that prematurely ended his 1989 campaign ... logged seven previous NFL seasons with Kansas City ... caught only 25 passes in final three years with Chiefs (1982-84) but has corralled 359 passes in five seasons since as Cardinal ... has grabbed more passes (316 receptions, 3,895 yards, 24 touchdowns) during past three years than any other NFL player, an average of 79 passes and 974 yards per season over that span ... 91 catches in 1987 and 83 last season surpassed own club record of 80 set in 1986 ... joins Washington's Art Monk, N.Y. Jets' Al Toon and Green Bay's Sterling Sharpe as only NFL wide receivers to reach 90-reception plateau in single season since 1964 ...



Caught only 25 passes with Kansas City from 1982-84 but has responded with 297 receptions in last four seasons with Cardinals.

settled for Pro Bowl alternate status in 1986-87 but played in the 1988 classic when San Francisco's Jerry Rice withdrew due to ankle injury ... has punctured the 6,000-yard barrier, currently with 6,574 yards in his 12-year career ... although special team days may be over, ranks third in NFL career punt return yardage with 2,730, trailing only Billy "White Shoes" Johnson (3,317) and Rick Upchurch (3,008) ... lodged in second place for NFL career punt returns (264) behind only Johnson (282) ... still holds Kansas City's marks for career and single-season in punt returns (220, 58 in 1979) and punt return yards (2,322, 612 in '79). **1989:** Though an injury limited him to only nine games, still finished season as club's leading pass receiver with 62 receptions, and average of 6.9 grabs per game ... at that sizzling pace barring the injury, he would have totalled 110 receptions - a new all-time NFL record ... those 62 receptions were good enough to place his name in the top ten receiving seasons in club history for the fourth time ... peppered Lions for 10 receptions and 121 yards in 16-13 win over Detroit (Sept. 10), including four third-down catches for first down yardage ... amassed 104 yards on seven grabs along with 25-yard touchdown pass in 34-24 victory over Seattle (Sept. 17), then added eight for 87 yards and another score vs. N.Y. Giants (Sept. 24) ... equalled career-best with 11 pass receptions for season-high 123 yards vs. San Diego (Oct. 1), then hit century mark again vs. Washington (Oct. 8) with seven aerials for 114 yards ... snared six passes for 65 yards in first half of 34-20 win over Atlanta (Oct. 22) despite a very restrictive glove to protect a broken right hand ... season ended when he suffered high fracture of fibula in right leg and severe ankle sprain vs. N.Y. Giants (Nov. 5) ... spent final seven weeks of season in injured reserve list. **1988:** Finally granted just due with long-awaited and deserved spot in the Pro Bowl ... 83 grabs ranked third in NFC ... 986 yards fell just 14 yards short of a third consecutive 1,000-yard season ... enjoyed an outstanding eight-game span of production during weeks seven through 14,

Has caught more passes (316) during past three seasons than any other NFL player. Jets' Al Toon is second with 309.

His league-high and club-record 91 catches in 1987 elevates him with Washington's Art Monk, Green Bay's Sterling Sharpe, and the Jets' Al Toon as the only NFL wide receivers to catch at least 90 passes in a season since 1964.

bruise to break streak of 47 straight games catching at least one pass ... yanked down eight balls for 80 yards in 31-14 victory over Pittsburgh (Oct. 9) along with first two scores of season ... spent Saturday prior to game against San Francisco (Nov. 6) in bed with flu bug but answered the bell on Sunday with six grabs for 84 yards in 24-23 comeback win over 49ers ... hauled down 10 passes for 114 yards vs. Houston (Nov. 20), including eight for 84 yards in second half ... snared scoring pass from quarterback Neil Lomax vs. Cleveland (Oct. 23), the first touchdown pass allowed by Browns' defense in 33 quarters ... after Pro Bowl return specialist Vai Sikahema suffered knee injury, handled punt return duty with seven returns for 67 yards. **1987:** Led league in both receptions (91) and receiving yardage (1,117) ... 1,117 receiving yards rank fifth on Cards' single-season list ... capped brilliant season by hauling in career-best 11 passes for 102 yards and one touchdown at Dallas (Dec. 27) ... only Sonny Randle (16 at N.Y. Giants, 1962) and Ottis Anderson (12 at Washington, 1984) have caught more passes in Cardinal uniform in one game ... surpassed 100-yard mark four times during season ... besides the season finale at Dallas, also nabbed six passes for 116 yards at Washington (Oct. 4), 10 for 112 vs. Philadelphia (Nov. 1), and 10 for 109 at Atlanta (Nov. 29) ... tracked down pair of touchdown passes against both Tampa Bay (Nov. 8) and Philadelphia (Nov. 22) ... caught at least four passes in 12 of 15 games and 26 of last 31 contests dating back to 1986 ... many honors flowed his way, including *The Sporting News'* all-pro team, *Pro Football Weekly's* all-NFL team, UPI's all-NFC first team, and Associated Press' all-pro second team. **1986:** 80 receptions eclipsed teammate Roy Green's 78-catch seasons of 1983 and '84 ... figure also ranked third among NFC receivers while his yardage tied Sonny Randle (1963) for sixth place on club's all-time single-season list ... set Cardinals' single-season reception record with 80 catches for 1,014 yards and six touchdowns, achieving that milestone despite suffering through such physical ailments as strained back, pulled hamstring, sprained ankle, and flu (twice) ... finished with surge, corralling 50 passes for 649 yards and five touchdowns in his last eight contests (including three 100-plus-yard games) to lead NFL during that period ... hunted down career-best 10 catches for 154 yards and two touchdowns at San Francisco (Nov. 9) with seven of those receptions going for first downs ... also clawed 10 passes for 131 yards at Philadelphia (Dec. 7), eight for 106 vs. New Orleans (Nov. 16) and five for 65 and two touchdowns vs. his former team, Kansas City (Nov. 23) ... caught four passes or more in 14 of Cardinals' 16 games ... his consistency was remarkable, considering he played with several injuries and was double-teamed while Roy Green was sidelined for five games. **1985:** Joined club in week three and made immediate impact ... ranked second in NFC in punt returns with 10.9-yard average ... caught 43 passes for 481 yards, his best totals since all-pro 1981 season with Kansas City Chiefs ... stepped in at both wide receiver for injured Roy Green and Pat Tilley and as punt returner when Stump Mitchell replaced the injured Ottis Anderson in the starting backfield ... in first of five starting roles, snared six passes for 86 yards and

gathering in 51 passes for 495 yards and all five of his touchdowns ... sat out second half of 30-21 win over Washington (Sept. 25) with shoulder

Three-sport star at Big Spring (Tex.) High School, the same school that produced former Cardinals' quarterback Charley Johnson.

(Continued on page 92)

(J.T. Smith continued from page 91)

winning touchdown grab in 21-10 Monday night win over Dallas (Nov. 4) ... nabbed six passes for 81 yards vs. Washington (Oct. 7) ... hauled in three for 62 yards the following week vs. Philadelphia (Oct. 4) and four for 70 yards in 28-16 win over New Orleans (Dec. 8) ... excelled on special teams with 26 punt returns for 10.9-yard average, second in NFC and best Cardinal median since 12.4 -yard mark by Terry Metcalf in 1975. **1984:** Finished season as Chiefs' leading punt and kickoff return man with 20.6-yard kickoff return average and 8.5-yard mark on punt returns ... returned kickoffs full time for first time in career ... caught eight passes for 69 yards as fifth

wide receiver ... led team with five grabs for 49 yards vs. Seattle (Nov. 4) ... played in 15 games, missing season finale with separated shoulder. **1983:** Ranked ninth in AFC with 8.1-yard average on 26 punt returns ... grabbed seven passes for 85 yards ... played in nine games with one start, missing first six contests with preseason knee injury. **1982:** Played in just five games with two starts ... pulled hamstring early in season and bruised sciatic nerve later in campaign ... in only contest when completely healthy, hauled in six passes for 101 yards vs. New Orleans (Nov. 21) ... returned just three punts for 8.7-yard average. **1981:** Enjoyed outstanding season with 63 catches for 852 yards and 10.6-yard punt return average on 50 returns ... that reception mark was fourth best in Kansas City history ... single-game career best nine receptions for 140 yards vs. San Diego (Sept. 20) ... started first 15 games until rib injury forced him to miss part of season finale ... led AFC in punt returns and yards as Pro Bowl alternate. **1980:** Sailed to all-pro status with league-leading 14.5-yard punt return average ... earned Pro Bowl spot with NFL-high 14.5-yard punt return average as Chief ... 40 returns for 581 yards boosted him to status as Chiefs' all-time leading punt returner in only second full year with team ... started all 16 games at wide receiver as well with 46 grabs for 655 yards and two touchdowns. **1979:** Began assault on Chiefs' record book with 58 punt returns for 612 yards and 10.6-yard average with one touchdown ... led AFC with 10.6-yard punt return figure in 1979, including 88-yarder vs. Oakland Raiders (Sept. 23) ... set club mark with 141 yards in punt returns on the day ... also pulled in 33 passes for 444 yards and three touchdowns for the season ... started 13 games. **1978:** Signed with Chiefs as free agent after being released by Redskins midway through season ... had signed with Redskins as free agent, playing in six games prior to release ... returned four punts for 8.3-yard average with Washington. **College/Personal:** Enjoyed fine career at North Texas State as standout wide receiver and kick returner ... known as John Thomas growing up but given J.T. moniker at North Texas State where he starred for current Iowa

Head Coach Hayden Fry ... interestingly, older brother's real name is J.T. ... born Oct. 29, 1955 in in Leonard, Tex. where he attended Big Spring High School ... Cardinals' United Way spokesman for 1988 ... previously worked as instructor at St. Louis' Downtown YMCA during off-season ... born Oct. 29, 1955 ... resides in Phoenix area with wife, Cynthia, and son, John III.

Owens Star Productions, a company that stages charity basketball and softball games, instructional clinics, and fantasy games with local professional athletes.

Receiving

Year	No.	Yds.	Avg.	Long	TD
1978*	—	—	—	—	—
1979*	33	444	13.5	34	3
1980*	46	655	14.2	77	2
1981*	63	852	13.5	42	2
1982*	10	168	16.8	51	1
1983*	7	85	12.1	18	0
1984*	8	69	9.4	16	0
1985	43	581	13.5	34	1
1986	80	1,014	12.7	45	6
1987	91	1,117	12.3	38	8
1988	83	986	11.9	29	5
1989	62	778	12.5	31	5
Totals	526	6,749	12.8	77	33
Cards	359	4,476	12.5	45	25

*Kansas City

Rushing

Year	No.	Yds.	Avg.	Long	TD
1986	3	36	12.0	30	0
1988	1	15	15.0	15	0
1989	2	21	10.5	11	0
Totals	6	72	12.0	30	0
Cards	6	72	12.0	30	0

Games (Starts)—*1978: 12 (0).
 *1979: 16 (13). *1980: 16 (16).
 *1981: 16 (15). *1982: 5 (3). *1983: 9 (1).
 *1984: 15 (0). 1985: 14 (5). 1986: 16 (16).
 1987: 15 (14). 1988: 16 (16). 1989: 9 (8).
 Totals: 159 (107). Cards: 70 (59).

*Kansas City

Punt Returns

Year	No.	Yds.	Avg.	Long	TD
1978*	4	33	8.3	12	0
1979*	58	612	10.6	88	2
1980*	40	581	14.5	75	2
1981*	50	528	10.6	62	0
1982*	3	26	8.7	16	0
1983*	26	210	8.1	19	0
1984*	39	332	8.5	27	0
1985	26	283	10.9	31	0
1986	1	6	6.0	6	0
1987	—	—	—	—	—
1988	17	119	7.0	15	0
1989	—	—	—	—	—
Totals	264	2,730	10.3	88	4
Cards	44	408	9.3	31	0

*Kansas City

Kickoff Returns

Year	No.	Yds.	Avg.	Long	TD
1978*	1	18	18.0	18	0
1979*	—	—	—	—	—
1980*	—	—	—	—	—
1981*	—	—	—	—	—
1982*	—	—	—	—	—
1983*	1	5	5.0	5	0
1984*	19	391	20.6	39	0
1985	4	59	14.8	33	0
1986	—	—	—	—	—
1989	—	—	—	—	—
Totals	25	473	18.9	39	0
Cards	4	59	14.8	33	0

*Kansas City

Single-Game Career Bests—Yards Receiving: 154 at San Francisco, Nov. 9, 1986.
 Receptions: 11 at Dallas, Dec. 27, 1987. 11 vs. San Diego, Oct. 1, 1989. Longest
 Reception: 45 vs. N.Y. Giants, Oct. 5, 1986. TDs Receiving: 3 at Washington, Oct. 8, 1989.

Lance Smith

61 • Offensive Guard

6-2 • 278 • Sixth Year Louisiana State • Third Round, 1985

Pro Career: Five-year starter whose savvy and intensity in the trenches goes unmatched among his teammates ... has started last 49 games at right guard after filling in at both guard and tackle ... all-rookie pick as tackle in 1985, then has performed solidly at guard since ... overcomes lack of

textbook size with an irrepressible and resolute approach to the game. **1989:** Only offensive lineman to start all 16 games ... only three players overall—Smith, SS Tim McDonald, LB Ken Harvey—remained in the starting lineup for the entire season ... saw both Tootie Robbins and rookie Joe Wolf start on his right side at tackle while Derek Kennard and Kani Kauahi opened at center on his left flank. **1988:** Started every game for second consecutive year at right guard ... played every down in nine contests and was integral cog in continued fine play of Phoenix offense ... suffered knee sprain vs. Dallas (Oct. 31), then aggravated it the next week vs. San Francisco but did not miss a single play in either victory. **1987:** Stepped into veteran Joe Bostic's right guard spot during training camp when Bostic signed late ... started entire season with solid results ... provided steadying influence between injury-ridden Tootie Robbins at tackle and new center Derek Kennard. **1986:** Started all five preseason games and first 11 games of regular season at right tackle before ankle injury limited him to only two starts in last five contests ... started last two games of season at right guard when Bostic was sidelined

Dropped from 295 to 260 pounds in 1984 when he won several all-America honors at Louisiana State.

with injury ... playing time on field goal and PAT units last part of season ... worked in practice at guard spot periodically. **1985:** Received starting nod five of last eight contests at right tackle for injured Tootie Robbins (hamstring) ... in NFL debut vs. Dallas (Nov. 4), faced national television audience, home sellout and Ed "Too Tall" Jones ... survived challenge in 21-10 Cardinals' win on Monday night ... earned UPI all-rookie honors though playing time was limited. **College/Personal:** Played in Hula Bowl ... received scattered all-America mention as freshman, withstood adversity in 1982 and '83, then became "blue-chip" success story as senior at LSU in 1984 ... born in New York City ... attended A.L. Brown High School in hometown of Kannapolis, N.C ... exceptional prep athlete in football and wrestling ... born Jan. 1, 1963 ... resides in Phoenix with wife, Felicia, with sons Quentin (Sept. 27, 1985) and Justin (March 22, 1990).



Moved to guard in 1987 where his dimensions (6-2, 262) are better suited.

Enjoyed bit part with teammate David Galloway in movie "Neon Empire" filmed in Florence, Ariz. during the 1988 off-season. Starring Gary Busey, the film is about a mafia invasion of Las Vegas and aired on cable television last fall.

Games (Starts)—1985: 14 (5). 1986: 15 (13). 1987: 15 (15). 1988: 16 (16). 1989: 16 (16). Totals: 76 (65).

Vernice Smith

69 • Offensive Lineman

6-2 • 280 • First Year • Florida A&M • Free agent, Sept. 14, 1989

Pro Career: Spent entire season on Cards' developmental squad ... originally signed as free agent with Miami (May 22, 1987), waived by Dolphins on final roster cutdown that year (Sept. 8) ... subsequently inked contract with Dallas the following spring (March 8, 1988), then again released near start of season (Aug. 30) ... again in 1989, signed with Cleveland

Cards are his fourth team in three years. Previous training camp experience involved Miami (1987), Dallas (1988) and Cleveland (1989).

(March 24), then waived by Browns during preseason (Aug. 30). **College/Personal:** Three-year starter for Florida A&M ... played every position on offensive line for Rattlers ... born in Orlando, Florida and attended Oak Ridge High there ... active in charitable endeavors ... born Oct. 24, 1964 ... single and lives in Phoenix.



Jay Taylor

27 • Cornerback

5-9 • 170 • Second Year • San Jose State • Sixth Round, 1989

Pro Career: Saw action in 16 games with two starting roles ... finished season with 23 tackles, eight deflected passes, and one fumble recovery and forced fumble ... started at defensive back in season opener in Detroit (Sept. 10) against Lions run-'n'-shoot and credited with two tackles and one pass defended ... endured busy afternoon with six tackles and two pass deflections in Cardinals 34-20 win over Atlanta (Oct. 22) ... saw second NFL start at Dallas (Oct. 29) in place of Carl Carter (hamstring) and totalled three tackles and one pass defended ... credited with three tackles, one pass deflection, and a forced fumble and recovery on kickoff coverage in Cardinals 24-20 win over Dallas (Nov. 12) ... ended season with six tackles on special teams units.

College/Personal: Coached in college at San Jose State by Herman Edwards, a nine-year cornerback for the Philadelphia Eagles (1977-85). Also a Spartan teammate of 1990 Card draft choice Johnny Johnson.

Second-team all-Big West Conference pick as senior at San Jose State ... broke up 27 passes in final two years of college football ... owned impressive 28.7-yard kickoff return average as senior at SJSU ... AP honorable mention all-America as junior ... transferred to San Jose State after



(Continued on page 96)

standout career at Grossmont (Calif.) J.C. ... all-league pick in both football and track while at St. Augustine High in San Diego ... sociology major in college ... born Nov. 8, 1967 ... he and wife, Milinda Lee, reside in Chandler, Ariz. with their daughter, Desiree (June 19, 1990).

Tackles-QB Sacks

Year	Solo	Assists	Total	QB Sacks
1989	25	2	27	0
Totals	25	2	27	0

Opp. Fumbles Recovered

Year	No.	Yds.	Avg.	Long	TD
1989	1	0	0.0	0	0
Totals	1	0	0.0	0	0

Games (Starts)—1989: 16 (2). Totals: 16 (2).

Tom Tupa

19 • Quarterback

6-4 • 220 • Third Year • Ohio State • Third Round, 1988

Pro Career: Physically-impressive quarterback ... has played in just seven games in two seasons (1988-two, 1989-five) but will get ample time in training camp this year to compete for the starting role ... in first NFL start, had unfortunate distinction of tossing six interceptions vs. Philadelphia Oct. 15, 1989. **1989:** Experienced roller-coaster performances with similar results in first year of extensive activity ... completed 65 of 134 attempts (48.5 percent) for 973 yards and three touchdowns, but also credited with nine interceptions ... six of those picks came against Philadelphia (Oct. 15) as he was thrust into action when Gary

Led nation with 47-yard punting average as Ohio State senior in 1987 and finished collegiate career as second-leading punter in NCAA history. Talented collegiate punter placed nearly one-third (70) of 214 career punts inside the 20 yard line.

Hogeboom's sore elbow did not heal after injury vs. Washington (Oct. 8) ... although Phoenix held a 5-0 halftime lead, Tupa threw two interceptions in the first half, four in the second, and completed just 16 of 41 attempts for 266 yards vs. Eagles ... redeemed himself admirably with storybook performance vs. Dallas (Nov. 12) ... connected with Ernie Jones for touchdown passes of 38 and 72 yards, the latter with just 58 seconds left in game as he twice brought Cardinals back with furious fourth-quarter charges in thrilling 24-20 win ... relieved Hogeboom in second half vs. L.A. Rams (Nov. 19) to connect on seven of 12 attempts for 114 yards, one that Don Holmes turned into a 77-yard touchdown sprint ... named starter by interim Head Coach Hank Kuhlmann vs. Tampa Bay (Nov. 26) and completed 17 of 38 pass attempts for 207 yards ... entered game vs. Washington (Dec. 3) midway through second quarter when Hogeboom suffered dislocated finger and threaded first four passes in 57-yard scoring drive to tie game at 10-10, but connected on just six of next 16 attempts for 79 yards in



Ron Wolfley on Tupa's boyish looks: "He has the face of ('Happy Days' character) Potsie Weber. Every time I see him I wonder, 'Where's Richie? How's the Fonz?'"

second half ... completed 17-yarder to Earl Ferrell in season finale vs. Philadelphia (Dec. 24) ... rushed 15 times for 75 yards, including four of over 11 yards ... also handled punting chores vs. L.A. Raiders (Dec. 10) when Pro Bowler Rich Camarillo suffered ankle injury during practice, posting 46.7 average on six punts with 39.8 net, long of 51 yards, and two dropped inside the 20-yard line. **1988:** Saw action in just two contests ... connected on two of three pass attempts for 37 yards vs. Houston (Nov. 20), including 22-yarder to fellow rookie Ernie Jones ... again threaded two of three attempts vs. N.Y. Giants (Dec. 5) for 12 yards ... sacked once in that contest ... relegated to inactive list once ... worked nominally as punter during first training camp but gave way to Greg Horne ... could be given second look as punter in future. **College/Personal:** Started at quarterback for Ohio State as senior, completing 134 of 242 passes (55.4 percent) for 1,786 yards and 12 touchdowns ... led nation with eye-popping 44.1 net average as freshman punter ... quarterbacked Brecksville, Ohio High School to state championship as senior ... also averaged 20.8 points and 12 rebounds for prep basketball team ... pitcher and shortstop in baseball as well ... single ... born Feb. 6, 1966 ... resides in Brecksville, Ohio.

At Ohio State was member of intramural basketball championship team that included five currently in the NFL: Keith Byars and Cris Carter (Philadelphia Eagles), Pepper Johnson (N.Y. Giants), William White (Detroit), and Jamie Holland (San Diego).

Passing

Year	Att.	Comp.	Yds.	Pct.	Avg./Att.	TD	Int.	Long	Tkld/Lost	Rating
1988	6	4	49	66.7	8.17	0	0	22	1/11	91.7
1989	134	65	973	48.5	7.26	3	9	77t	14/94	52.2
Totals	140	69	1,022	49.3	7.30	3	9	77t	15/105	53.9

Punting

Year	Punts	Yards	Avg.	Touchbacks	In 20	Long	Blocked	Net
1988	—	—	—	—	—	—	—	—
1989	6	280	46.7	0	2	51	0	39.8
Totals	6	280	46.7	0	2	51	0	39.8

Rushing

Year	No.	Yds.	Avg.	Long	TD
1988	—	—	—	—	—
1989	15	75	5.0	13	0
Totals	15	75	5.0	13	0

Games (Starts)—1988: 2 (0). 1989: 14 (2).
Totals: 16 (2).

Single-Game Career Bests—Pass Attempts: 41 vs. Philadelphia, Oct. 15, 1989. Completions: 16 vs. Philadelphia, Oct. 15, 1989. Passing Yards: 266 vs. Philadelphia, Oct. 15, 1989. Longest Completion: 77t at L.A. Rams, Nov. 19, 1989. TDs Passing: 2 vs. Dallas, Nov. 12, 1989. Interceptions: 6 vs. Philadelphia, Oct. 15, 1989. Longest Punt: 51 at L.A. Raiders, Dec. 10, 1989.

Marcus Turner

23 • Cornerback

6-0 • 191 • Second Year • UCLA • Waivers from Kansas City, Sept. 6, 1989

Pro Career: Originally signed to developmental squad (Sept. 6), then elevated to active roster (Sept. 29) ... played in 13 games as extra defensive back and credited with nine tackles and two passes defended, along with one forced fumble ... registered season-best five tackles at Washington (Oct. 8) ... came through with eight stops on special teams units ... 11th round selection by Kansas City in 1989 NFL Draft.

College/Personal: Standout defensive back while at UCLA ... led the Bruins in interceptions as both junior (4) and senior (5) ... three times during collegiate career returned interceptions for touchdowns ... honorable-mention all-Pac 10 pick as senior ... accorded all-America honors as prep wide receiver at Jordan High in Long Beach, Calif. ... also earned all-city and all-league honors in track ... political science major at UCLA ... born Feb. 6, 1966 ... Turner and wife, Martha Julia, reside in Phoenix with their son, Marcus Jared (Oct. 19, 1989).



Returned three of 14 career college interceptions at UCLA for touchdowns (21, 65, 50 yards).

Tackles-QB Sacks

Year	Solo	Assists	Total	QB Sacks
1989	9	0	9	0
Totals	9	0	9	0

Games (Starts)—1989: 13 (0). Totals: 13 (0).

Jim Wahler

66 • Defensive Tackle

6-3 1/2 • 268 • Second Year • UCLA • Fourth Round, 1989

Pro Career: Made most of opportunity due to injuries as he rolled up 37 tackles, one QB sack along with an interception and fumble recovery ... accorded post-season all-rookie recognition (*Pro Football Weekly* and *College and Pro Football Newsweekly*) ... also batted down four passes — an amazing total of an interior lineman ... played in 13 games, starting 11 ... saw plenty of action in opener vs. Detroit (Sept. 10) when Gary Hadd suffered knee injury ... started first NFL

game the next week vs. Seattle (Sept. 17) and registered three tackles and batted down one pass in 34-24 victory ... suffered eye injury in practice and did not start vs. N.Y. Giants (Sept. 24) ... played outstanding game vs. Washington (Oct. 8) with nine



tackles (eight solo), knocked down a pass at the line, and recorded his first NFL interception ... recorded two tackles and fumble recovery before leaving Eagles game (Oct. 15) early with knee bruise ... suffered knee sprain vs. Atlanta (Oct. 22) and missed next three games ... returned to starting lineup with four solo stops vs. L.A. Rams (Nov. 19) and Tampa Bay (Nov. 26) ... finished season with seven tackles (six solo), his first NFL sack, and deflected his fourth pass of the season at the line vs. Philadelphia (Dec. 24). **College/Personal:** Second team all-Pac-10 Conference choice as senior ... led UCLA's down linemen with 77 tackles (50 solo), 5.5 sacks and eight tackles behind line of scrimmage ... earned all-American honorable mention notice by Associated Press and second-team all-Pac-10 Conference pick as junior ... second-team all-America pick by *Blue Chip Magazine* as senior at Bellarmine (San Jose, Calif.) Prep ... led a defense that held opponents to just 80 yards per game, including 1.5 yards per rushing attempt, and accounted for 84 tackles and 20 sacks his final year ... all-state, all-league and all-city choice ... also competed in track ... ran 70-meter high hurdles (9.4) and was member of 400-meter relay team ... psychology major while at UCLA ... plans to become a doctor ... brother, Pat, started on Santa Clara football team in 1987 ... born July 29, 1966 ... married in the off-season, he and wife, Diane, reside in Phoenix.

Tackles-QB Sacks

Year	Solo	Assists	Total	QB Sacks
1989	29	8	37	1
Totals	29	8	37	1

Opp. Fumbles Recovered

Year	No.	Yds.	Avg.	Long	TD
1989	1	0	0.0	0	0
Totals	1	0	0.0	0	0

Games (Starts)—1989 13 (11). Totals: 13 (11).

Jeff Walker

60 • Offensive Lineman

6-4 • 289 • Fourth Year • Memphis State • Free Agent, March 23, 1990

Pro Career: Has endured injury-plagued career to compete for spot on Cardinals roster ... acquired via Plan B from New Orleans after two years with Saints ... previous stops included San Diego (1986) and L.A. Rams (1987) ... valuable special teams player. **1989:** Played in 13 games with Saints, mainly as offensive lineman in kicking game. **1988:** Suffered fractured fibula during preseason and placed on injured reserve list (Aug. 23) ... released from injured reserve list by Rams Oct. 18, then signed with Saints Nov.

1 ... played in one game before leg injury relegated him to injured reserve list (Nov. 11) for remainder of season. **1987:**

Suffered knee injury last week of preseason and placed on injured reserve list (Sept. 7), then traded from New Orleans to L.A. Rams (Oct. 8) for 11th round pick in 1988



(Continued on page 100)

(Jeff Walker continued from page 99)

... spent duration of season on injured reserve list. **1986:**

Led NFL with four blocked kicks as rookie with San Diego in 1986.

Selected by San Diego in third round of NFL draft, and played in all 16 games ... specialized in special teams contributions ... positioned as nose tackle over center and led the NFL with four blocked kicks (three FG, one PAT) ... blocked field goals vs. Washington (Sept. 21), Kansas City (Nov. 2), L.A. Raiders (Nov. 20), and PAT at Cleveland (Dec. 21). **College/Personal:** Four-year starter at Memphis State at both guard and tackle ... played football, basketball and tennis as prep athlete at Olive Branch (Miss.) High ... earned all-conference honors in all sports, including tennis, which he played in state championships ... born Jan. 22, 1963 ... he and wife, Debbie, reside in Phoenix.

Games (Starts)—*1986: 16 (0). **1987: 0 (0). **1988: 1 (0). **1989: 13 (0). Overall: 30 (0).

*San Diego **L.A. Rams ***New Orleans

Joe Wolf

68 • Offensive Lineman

6-5 • 279 • Second Year • Boston College • First Round, 1989

Pro Career: Endured season of "on-the-job-training" at three different positions as rookie in 1989 ... started at right tackle for games two-seven, at left guard for game eight-nine, at left tackle for 10-11, back at left guard for 12-14, then again to right tackle for game 15 before he finished the season at left

Fulfilled reputation as versatile offensive lineman by starting 15 or 16 games at right tackle, left guard and left tackle during rookie season.

guard in the season finale ... earned numerous all-rookie acclaim (UPI, *College and Pro Football Newsweekly*,



Pro Football Weekly, and *Football Digest*) ... started one game at guard in preseason, then subbed for Tootie Robbins (knee) at left tackle ... replaced former starter Todd Peat (waived) and fellow rookie Mike Zandofsky at left guard when Robbins returned ... bumped outside to left tackle when Luis Sharpe left game early vs. N.Y. Giants (Nov. 5), then stayed there the next two weeks before moving back to guard vs. Tampa Bay (Nov. 26) when Sharpe returned ... stepped in for Robbins (triceps injury) vs. Denver (Dec. 16), then shifted back to left guard for the finale vs. Philadelphia (Dec. 24) when Robbins returned. **College/Personal:** All-America honorable mention as both senior and sophomore ... only a knee injury as junior prevented three-time all-America acclaim ... played both guard and tackle in college ... all-league and all-state center and defensive tackle at William Allen (Allentown, Pa.) High School ... threw shot put and discus on school's track team and was center on basketball squad ... was enrolled in

Led offensive line at BC that enabled quarterback Doug Flutie to win 1984 Heisman Trophy.

the College of Arts and Sciences at Boston College, earning a bachelor's degree in communication ... brother, Mike, started at center for Penn State ... single ... born Dec. 28, 1966 ... resides in Phoenix.

Games (Starts)—1989: 16 (15). Totals: 16 (15).

Ron Wolfley

24 • H-Back

6-0 • 222 • Sixth Year • West Virginia • Fourth Round, 1985

Pro Career: Four-time special teams Pro Bowler and team captain ... often first player down field as wedge-buster to force returns to one side or alter planned return by ball-carrier ... adept at springing loose Cards' return man as evidenced by success of two-time Pro Bowl return specialist Vai Sikahema ... as fullback,

Earned unprecedented Pro Bowl honors in each of last four seasons due to kamikaze-like play on special teams.

he's rushed for 249 yards on 103 carries as short-yardage specialist and vicious blocker ... evidence of his blocking prowess is the fact that in his seven career starting roles, Cardinals' tailbacks have rushed for a combined 633 yards, an average of over 90 yards per game when he paves the way. **1989:** Earned unprecedented fourth consecutive selection to Pro Bowl as special teamer ... spearheaded Phoenix units that vaulted from 23rd to third in 1989, including fourth in punt returns, 11th in kickoff returns and seventh in punt coverage ... came through in clutch with 22-yard gain on swing pass with 29 seconds left in game to set up game-winning field goal in 16-13 thriller over Detroit (Sept. 10) ... started next contest vs. Seattle (Sept. 17) for injured Earl Ferrell and helped pave way for Stump Mitchell's 95-yard rushing day as Cardinals piled up season-high 171 yards on the ground ... powered in from five yards out vs. Atlanta (Oct. 22) for first rushing touchdown since 1987 ... blocked first punt vs. Tampa Bay (Nov. 26) and also paved way for Ferrell touchdown blast ... caught pass from Rich Camarillo from punt formation vs. Denver (Dec. 16) but was stopped short of first down yardage ... credited with 13 tackles on special teams coverage units. **1988:** Again provided leadership by example with spirited play ... travelled to Pro Bowl for third straight year as special teamer ... played on five special teams (kickoff cover and return, field goal/point-after-touchdown protection, punt cover and return) ... due to extraordinary season by fullback Earl Ferrell, called upon only sparingly from scrimmage ... bolted for career-long 20-yard run vs. N.Y. Giants (Nov. 13) in Cards' first touchdown drive in 24-17 win ... rushed just three times for six yards vs. Philadelphia (Dec. 10) but gained first down yardage each time ... credited with six solo tackles and consistently ranked near top of coaches' special teams evaluation reports ... rushed nine times for 43 yards (4.8-yard average) and caught two passes for 11 yards. **1987:** Another special season for Cards' special team standout ... named special teams player-of-the-year by NFL



Wolfley's thoughts on special teams play:
"Running down that field, feeling the wind make your eyes water, hearing the grunts and groans, the clashing of the equipment against each other. It's a total body experience. It's a 10-second trip."

(Continued on page 102)

(Ron Wolfley continued from page 101)

Alumni Association in 1987 as well as all-NFL team member by *Pro Football Weekly* ... provided several

Voted special teams player-of-the-year by NFL Alumni Association in 1987.

key blocks on return teams, including one that allowed Sikahema to return punt 33 yards to set up touchdown at Philadelphia (Nov. 22) ... started Cardinals' last four games at fullback when Ferrell was placed on injured reserve list with knee injury ... during that final month, his blocking paved way for Stump Mitchell to crank out 404 yards rushing in four games ... rushed for 87 yards on 26 carries and caught eight passes for 68 yards. **1986:** Although credited with only three tackles all season, earned Pro Bowl notice by serving as club's "wedge-buster" and by springing Sikahema with key blocks on kickoff and punt return units ... voted to all-NFC team by NFL Players Association/*USA Today* as special teams player in 1986 ... served as special teams captain for Cardinals ... rushed for 19 yards on eight carries

Second youngest of five Wolfley children. Older brother, Craig, is veteran guard with Minnesota Vikings. Younger brother, Dale, is starting senior guard at West Virginia.

and snared two passes for 32 yards, including 28-yard pickup on swing pass at Dallas (Oct. 26). **1985:** Left mark each week as fine special teams player ... credited with just two tackles but was true force on

kickoff coverage units ... carried ball 24 times from fullback spot for 64 yards ... started only game vs. L.A. Rams (Dec. 15) ... caught two passes for 18 yards ... returned 13 kickoffs for 18.0-yard average. **College/Personal:** Produced career totals of 1,328 yards rushing and 11 touchdowns at West Virginia despite serving primarily as blocking back ... Mountaineers' leading rusher during junior and senior seasons ... turned fake punt into 67-yard touchdown in 1983 vs. Boston College ... born Oct. 14, 1962 in Blaisdel, N.Y. ... attended Frontier Central High School in Hamburg, N.Y. ... attained prep all-America honors as tailback ... construction currently underway for gymnasium he will own and operate with brother

Raised in Hamburg, N.Y., within four miles of Rich Stadium, home of the Buffalo Bills.

in Orchard Park appropriately named "Wolfley's Gym" ... Wolfley and wife Kathy reside in Phoenix with daughter Ashley Anne (Dec. 21, 1983) and son Connor (Oct. 29, 1985).

Rushing

Year	No.	Yds.	Avg.	Long	TD
1985	24	64	2.7	11	0
1986	8	19	2.4	8	0
1987	26	87	3.3	8	1
1988	9	43	4.8	20	0
1989	13	36	2.8	5	1
Totals	80	249	3.1	20	2

Receiving

Year	No.	Yds.	Avg.	Long	TD
1985	2	18	9.0	17	0
1986	2	32	16.0	28	0
1987	8	68	8.5	16	0
1988	2	11	5.5	8	0
1989	5	38	7.6	22	0
Totals	19	187	9.8	28	0

Kickoff Returns

Year	No.	Yds.	Avg.	Long	TD
1985	13	234	18.0	28	0
1986	0	-6	-6.0	-6	0
Totals	13	228	17.5	28	0

Games (Starts)—1985: 16 (1), 1986: 16 (1), 1987: 12 (4), 1988: 16 (0), 1989: 16 (1), Totals: 76 (7).

Single-Game Career Bests—Yards Rushing: 21 vs. N.Y. Giants, Dec. 13, 1987, 21 vs. New Orleans, Dec. 8, 1985. **Rushing Attempts:** 9 vs. Dallas, Nov. 28, 1985. **Longest Rush:** 20 vs. N.Y. Giants, Nov. 13, 1988. **TDs Rushing:** 1 vs. N.Y. Giants, Dec. 13, 1987; 1 vs. Atlanta, Oct. 22, 1989. **Yards Receiving:** 35 vs. Detroit, Sept. 10, 1989. **Receptions:** 3 at Dallas, Dec. 27, 1987, 3 vs. Detroit, Sept. 10, 1989. **Longest Reception:** 28 vs. Dallas, Oct. 26, 1986. **TDs Receiving:** None.

Lonnie Young

43 • Free Safety

6-1 • 1891 • Sixth Year • Michigan State • Twelfth Round, 1985

Pro Career: Has exceeded all expectations since joining the Cardinals as 12th-round draft choice in 1985 ... surprisingly stiff hitter for his size, he's accumulated 347 tackles in less than five pro campaigns ... versatile performer has been used at cornerback for spot fill-in duty. **1989:** Victimized by injury for second straight year ... suffered left shoulder injury in opener vs. Detroit (Sept. 10) and spent next six weeks on Injured Reserve list ... still managed to roll up 47 tackles,

Chosen 325th of 336 players chosen in the 1986 NFL draft.

knock away five passes and pluck one interception in ten games (nine as starter) ... returned from injured reserve list vs. Dallas (Oct. 29) ... responded with six solo tackles vs. L.A. Rams (Nov. 19) and eight stops overall plus a forced fumble vs. L.A. Raiders (Dec. 10) ... credited with season-best 10 tackles (eight solo) vs. Denver (Dec. 16) ... finished season with seven stops, two passes defended and interception return for 32 yards to set up Cards' first score vs. Philadelphia (Dec. 24). **1988:** Appeared Pro Bowl bound before elbow injury sidelined him for final four games of season ... steadying force at free safety after trade of Leonard Smith to Buffalo and sometimes inconsistent play of cornerbacks ... piled up 61 tackles in 12 contests before suffering ligament tear in left elbow on second play of game vs. Houston (Nov. 20) ... off-season rehabilitation progressed well ... should be 100 percent going into 1989 training camp ... saw starting duty at cornerback in place of struggling Cedric Mack vs. Dallas (Sep. 12) and Tampa Bay (Sept. 18) ... reeled in seven stops vs. Cowboys while his interception vs. Buccaneers led to first Phoenix score in 30-24 triumph eight tackles vs. Washington (Oct. 16 ... fumble recovery vs. Cleveland (Oct. 23) led to Phoenix touchdown ... in two games prior to

Named to UPI's all-rookie team in 1985.

season-ending injury, stacked up combined 15 solo stops, including seven in 24-23 comeback vs. San Francisco (Nov. 6) and eight in 24-17 victory over N.Y. Giants (Nov. 13) ... still accorded with some honorable mention all-pro status despite missing final five games of season. **1987:** Ranked second on team with 87 tackles in only 12 games ... 7.25 tackles-per-game average was bettered on club only by Smith's 7.27 ... also caused 4 fumbles, recovered 3 loose balls, and intercepted 1 pass ... terrorized N.Y. Giants in his two meetings last year, collecting 10 tackles, 2 forced fumbles, and 1 fumble recovery at New York (Oct. 25) and 10 tackles and one forced fumble at St. Louis (Dec. 13) ... also pounded out nine tackles at Dallas (Dec. 27) and tallied six stops and fumble recovery at San Diego (Sept. 20). **1986:** Although missing three games with a deep thigh bruise, he was Cardinals' third-leading tackler with 72 stops ... also garnered six pass defenses ... reeled off 10 tackles at Philadelphia (Dec. 7) ...



(Continued on page 104)

(Lonnie Young continued from page 103)

Childhood friend of N.Y. Giants' linebacker Carl Banks, attending elementary school, high school, and Michigan State together.

suffered thigh bruise vs. Washington (Oct. 21) after starting the club's first eight games. **1985:** Named to UPI's all-rookie team ... in his first NFL start, cashed in nine tackles and one fumble recovery in 27-24 win over Cleveland (Sept. 8, 1985) ... started 10 games for Benny Perrin (knee) at free safety and served notice that a 12th-round draft choice can play in NFL ... racked up 92 tackles, six passes defended, and led all St. Louis defensive backs with three interceptions ... fumble recovery in season opener led to Cardinals' first score in 27-24 win vs. Cleveland (Sept. 8) and added nine tackles in first pro start ... picked off two interceptions that led to scores in 28-16 victory over New Orleans (Dec. 8) ... registered six or more stops on nine occasions. **College/Personal:** Two-year starter at cornerback for Michigan State ... intercepted six passes in collegiate career ... blocked four punts in first two seasons, including two vs. Minnesota that led to Spartan touchdowns ... finished with 18 career passes defended, third highest total by MSU defensive back ... born in Flint, Michigan ... all-Michigan free safety at Beecher High School and track and basketball star at same school that also produced N.Y. Giants' linebacker Carl Banks ... college teammate of Cardinals' Anthony Bell ... degree in communication from MSU ... born July 18, 1963 ... Young and wife, Lisa, reside in Phoenix with their daughters, Lonisa (Aug. 2, 1988) and Latricia Martinique (April 7, 1990).

Tackles-QB Sacks

Year	Solo	Assists	Total	QB Sacks
1985	80	12	92	0
1986	58	14	72	1
1987	77	10	87	0
1988	51	10	61	0
1989	37	10	47	0
Totals	303	56	359	1

Pass Interceptions

Year	No.	Yds.	Avg.	Long	TD
1985	3	0	0.0	0	0
1986	-	-	-	-	-
1987	1	0	0.0	0	0
1988	1	2	2.0	2	0
1989	1	32	32.0	32	0
Totals	6	34	5.7	32	0

Opp. Fumbles Recovered

Year	No.	Yds.	Avg.	Long	TD
1985	1	0	0.0	0	0
1986	-	-	-	-	-
1987	3	0	0.0	0	0
1988	2	0	0.0	0	0
1989	1	0	0.0	0	0
Totals	7	0	0.0	0	0

Games (Starts)—1985: 16 (10), 1986: 16 (13), 1987: 12 (12), 1988: 12 (12), 1989: 10 (9), Totals: 66 (56).

Mike Zandofsky

62 • Offensive Guard

6-2 • 285 • Second Year • Washington • Third Round, 1989

Pro Career: Sturdy, dependable talent who can challenge as starter on experienced offensive line ... played in 15 games with seven starting assignments as rookie ... inactive for opener at Detroit (Sept. 10), then played as reserve next three weeks ...

Three-time heavyweight wrestling champ at Corvallis High School in Oregon.

stepped into starting role at left guard in Washington (Oct. 8) to replace (waived) Todd Peat, then started next two games at same spot until fellow rookie Joe Wolf entered lineup ... started three more games during rest of season on Cards' injury-riddled offensive front ... suffered ankle injury in training camp that slowed preseason development. **College/Personal:** Three-time all-Pac-10 conference pick at Washington at both tackle and guard ... earned second team all-America honors as junior in 1987 ... left UW holding all offensive linemen weight-lifting records ... led Corvallis (Ore.) H. S. to state title as two-way lineman as senior ... lettered three times in football and baseball and four times in wrestling ... won state wrestling crown as junior ... also all-league baseball first baseman ... sociology major while at Washington ... born Nov. 30, 1965 ... single and lives in Scottsdale, Ariz.

Games (Starts)—1989: 16 (7). Totals: 16 (7).

All-Pac-10 Conference selection as a Washington Husky sophomore in 1986, the youngest league player honored since Southern California guard Roy Foster in 1979.



Michael Zordich

38 • Free Safety

5-11 • 197 • Fourth Year • Penn State • Plan B Free Agent, 1989

Pro Career: Signed as Plan B free agent Mar. 2, 1989 ... former free agent whose toughness and ability to "make the play" earned him a suit with N.Y. Jets in 1987 and a starting assignment in seven games for Phoenix last year ... selected by San Diego in ninth round of 1986 draft but released at end of preseason. **1989:** Supplied tough, smart play in 16 games

Two passinterceptions as pro. Returned both for touchdowns.

with seven starting roles ... led all non-regular starters with 59 tackles, while also adding one interception return for touchdown and one QB sack ... also deflected four passes ... saw extensive action in season-opening 16-13 win over Detroit (Sept. 10) after Lonnie Young suffered elbow injury ... proceeded to start next seven contests until Young returned ... posted seven stops



(Continued on page 106)

(Michael Zordich continued from page 105)

and kayoed Phil Simms on blitz vs. N.Y. Giants (Sept. 24), forcing fumble. Cardinals recovered ... credited with seven tackles vs. Washington (Oct. 8) ... piled up seven solo stops and batted away two passes in 34-20 win over Atlanta (Oct. 22) ... won game ball for performances in 19-10 win over Dallas (Oct. 29) with six tackles and interception for score when he gathered in batted pass for 16-yard return vs. Cowboys to give Cards 13-3 third quarter lead and downed key punt on five-yard line ... then followed suit with another game ball vs. N.Y. Giants (Nov. 5) with five tackles and two stops on special teams coverage units ... relegated to reserve status with return of Young in game nine, but contributed

Member of Penn State's 1982 national championship team.

noticeably on special teams ... only Garth Jax (30) had more coverage tackles than Zordich (18) on the club. **1988:** Notched 10 tackles, including 35-yard interception return for touchdown ... also bagged 19 tackles on special teams to rank fourth on club. **1987:** Signed with Jets as free agent but released (Sept. 6) on final roster cutdown ... re-signed (Sept. 14) and made nine tackles and one sack as reserve defensive back in 10 games ... added nine more stops as member of special teams units. **College/Personal:** Four-year letterman at Penn State and consensus all-America and all-East pick ... finished collegiate career as school's 12th all-time leading tackler with 201 stops ... football and baseball standout at Chaney High School in hometown of Youngstown, Ohio ... born Oct. 12, 1963 ... he and wife, Cindy, reside in Phoenix with their son, Michael Vincent (Oct. 29, 1989).

Spent day prior to Cards' game at Dallas (Oct. 29, 1989) with expectant wife in hospital, joined team late the same night, then received call in wee hours Sunday morning he had become a first-time father. Though bleary-eyed, he returned a third-quarter interception 16 yards for a touchdown. Also downed key punt at five-yard line in Cards' 19-10 win. Promptly returned home to proudly deposit game ball in son Michael Vincent's crib that evening.

Received degree in hotel, restaurant and institutional management from Penn State.

Tackles-QB Sacks

Year	Solo	Assists	Total	QB Sacks
1987*	6	2	8	0
1988*	9	1	10	0
1989	43	17	60	1
Totals	58	203	68	1
Cards	43	17	60	1

*N.Y. Jets

Pass Interceptions

Year	No.	Yds.	Avg.	Long	TD
1987*	-	-	-	-	-
1988*	1	35	35.0	35t	1
1989	1	16	16.0	16t	1
Totals	2	51	25.5	35t	2
Cards	1	16	16.0	16t	1

*N.Y. Jets

Games (Starts)—*1987: 10 (0). *1988: 16 (0). 1989: 16 (6). Overall: 42 (6), Cards: 16 (6).
*N.Y. Jets

Draft Choices

Anthony Thompson

34 • R-Back

5-11 • 207 • Indiana • Second Round, 1990

Outstanding open-field runner with explosive acceleration and fine receiving skills ... very strong, ... powerful legs ... superbly-conditioned athlete ... durable ... workhorse ball carrier ... recent time of 4.73 in 40-yard dash ... holds Indiana, Big Ten Conference, and NCAA record with 68 career touchdowns, surpassing previous mark of 59 by Pittsburgh's Tony Dorsett (1973-76) ... set Indiana career rushing mark with 5,299 yards, second in Big Ten annals to the 5,589 posted by Ohio State's Archie Griffin (1972-75) ... also holds the Indiana and Big Ten record with 412 points scored and 1,161 rushing attempts ... 28 100-yard games, an Indiana career record, too

... led resurgent Indiana football program to three bowl games (All-American, Peach, and Liberty) in four-year collegiate career ... named Big Ten Conference Male Athlete-of-the-Year recipient for 1989-90 academic year, a prestigious award that has gone to only one other football player (Iowa quarterback Chuck Long, 1986) in the nine-year history of the honor. **As a senior** in 1989, Heisman Trophy runner-up ... unanimous first team all-America and Big Ten offensive player-of-the-year ... led the nation in rushing with 1,793 yards (358 carries) en route to breaking his own Indiana single-season rushing record of 1,654 yards set in 1988 as a junior ... also the national scoring leader with 154 points ... ranked fourth in NCAA in all-purpose yardage with 2,388 (217.09 per game) ... established NCAA single-game rushing record with 377 yards on 52 carries (4 touchdowns) against Wisconsin, bettering the 357-yard national standard of Washington State's Rueben Mayes (1984) and California State-Fullerton's Mike Pringle (1989) ... scored 24 touchdowns ... returned 18 kickoffs for 394 yards (21.9-yard average) and caught 35 passes for 201 yards and one touchdown ... 1,793-yard senior campaign was the second best single-season rushing total in Big Ten annals, trailing only the 2,066-yard effort (419 carries) of Michigan State's Lorenzo White in 1985 ... besides rushing, also led league in scoring and all-purpose yardage, finished third in kickoff returns, and placed seventh in total offense (1,793 yards, 163 yards per game) ... scored 32 points against Northwestern, a Big Ten single-game scoring record later broken by Michigan State's Blake Ezor (36 points) ... 30 of the 32 points came on five touchdown rushes that equalled a Big Ten record he shares with Michigan's Ron Johnson (1968), Wisconsin's Billy Marek (1974), Purdue's Mike Northington (1983), and Ohio State's Keith Byars (1984) ... averaged 32 rushes per game. **As a junior** in 1988, first team all-America choice of UPI, the Football Writers Association, NEA *Sports World Almanac*, *College and Pro Football Newsweekly*, *The Sporting News*, and Walter Camp ... also first team all-Big Ten and league player-of-the-year ... led the conference and ranked third



(Continued on page 108)

(Anthony Thompson continued from page 107)

conference and ranked third nationally in rushing, averaging 140.6 yards per game. **As a sophomore** in 1987, AP honorable mention all-America and all-Big Ten second team with 947 yards and 11 touchdowns on 239 carries. **As a freshman** in 1986, named Indiana's most outstanding back despite not moving into the starting lineup until the eighth game of the season ... finished with 679 yards and 5 touchdowns on 163 carries ... gained 207 in his first collegiate start against Wisconsin on 39 carries. **Personal:** Bench pressed 225 pounds 28 times at NFL scouting combine ... developed training regimen with former NFL great running back Walter Payton ... longest college run was 52 yards ... never missed a game at Indiana ... scored a touchdown every 17 times he carried the ball in college ... as a prep star in Terre Haute, Indiana, ran for 1,547 yards and 17 touchdowns, including a single-game best of 317 yards, as a senior year ... 3,819 yards and 36 touchdowns for his three-year high school career ... former college teammate of Cardinal wide receiver Ernie Jones and tight end Tim Jordan ... brother Ernie is a reserve tailback at Indiana ... general studies major ... born April 8, 1967, Terre Haute, Indiana.

Ricky Proehl

87 • Wide Receiver

5-10 • 181 • Wake Forest • Third Round, 1990

Great leaper with fine speed ... filled double role of deep threat and possession receiver in college ... considered a fearless receiver ... recently timed at 4.5 seconds in the 40-yard dash ... 34-inch vertical jump ... also considered an effective blocker ... 188 career receptions for 2,949 yards and 25 touchdowns rank first at Wake Forest and second in Atlantic Coast Conference (ACC) history. **As a senior**, led the ACC and ranked 12th in the nation with 65 receptions for 1,053 yards (16.2-yard average) and 11 touchdowns, the second best season total in Demon Deacon history ... also ranked third in punt returns (17 for 116 yards, 6.8-yard average), fourth in all-purpose yardage (1,304 yards, 118.5 yards per game), and seventh in scoring (66 points, 6 points per game) in the ACC ... exploded for 185 yards on 11 receptions, including 45- and 51-yard touchdowns, against Duke ... caught five passes in Blue-Gray game. **As a junior** in 1988, earned all-ACC honors with team-leading 51 receptions for 845 yards (16.6-yard average) and 8 touchdowns ... led Wake Forest in scoring with 66 points. **As a sophomore** in 1987, accounted for 41 percent of the Deacons' receiving yards with 54 catches for 788 yards (14.6-yard average) and 6 touchdowns ... notched eight grabs for 124 yards and touchdowns of 40 and 23 yards against Clemson. **Personal:** Last name pronounced "PRO-ll" ... all-New Jersey prep player at Hillsborough (N.J.) High School with 42 receptions for 900 yards and 13 touchdowns ... speech/communication major ... born March 7, 1968, Belle Mead, New Jersey.



Travis Davis

75 • Defensive Tackle

6-1 1/2 • 274 • Michigan State • Fourth Round, 1990

Strength and balance his fortes ... fifth-year senior was only the second graduate student to play at Michigan State ... 5.12-second time in 40-yard dash ... considered one of the Big Ten Conference's strongest players ... 450-pound bench press ... 24 career quarterback sacks ranks third in Spartan history, nine shy of Larry Bethea's standard of 33 from 1975-78 ... also registered 39 tackles for loss, just four shy of Bethea's school mark of 43. **As a senior** in 1989, named honorable mention all-America by *The Sporting News* and *Football News* ... nominated for the Outland Trophy and Lombardi Award given annually to the country's top lineman ... recorded 69 tackles (40 solos) with 5 sacks and 8 tackles for loss (-52 yards) for Aloha Bowl-bound Spartans. **As a junior** in 1988, named honorable mention all-America by AP and second team all-Big Ten ... recorded 64 tackles (43 solos) with 5 sacks and 8 tackles for loss (-57 yards). **As a sophomore** in 1987, second team all-America according to the *Football News* and honorable mention by AP ... second team all-Big Ten ... logged 44 tackles (25 solos) ... led the conference with 12 sacks and also notched 16 tackles for 113 yards in losses ... registered seven-yard sack vs. Southern California in the Rose Bowl. **As a freshman** in 1986, played in 10 games, including two starts ... made 22 tackles (8 solos) with 2 sacks and 7 tackles for loss (-26 yards). **Personal:** Played in three bowl games as a collegian—Rose, Gator, and Aloha ... all-Ohio schoolboy tackle as three-year, two-way starter for Harding High School ... graduated from Michigan State in May, 1989 with a degree in marketing management ... graduate student during 1989 season ... active in community work with underprivileged children ... cousin Derrick Kelson, an all-Big Ten Conference selection in 1989 as a Purdue cornerback, was an 11th-round draft choice of the New York Jets ... they played together in the 1990 Senior Bowl ... born May 10, 1966, Warren, Ohio.



Larry Centers

37 • R-Back

5-10 1/2 • 203 • Stephen F. Austin • Fifth Round, 1990

Ranked as one of the finest all-purpose backs in NCAA Division I-AA ... during his collegiate career, accumulated 2,607 yards rushing on 611 attempts (23 touchdowns), 1,460 receiving yards on 106 receptions (7 touchdowns), and 336 kickoff return yards on 17 attempts ... quick, cutback running style with excellent receiving skills ... ranks second on Stephen F. Austin's career rushing list with 2,944 yards, trailing Andy Hopkins' record of 3,080 yards ... 709 rushing attempts broke Hopkins' mark of 666 ... 4,063 all-purpose rushing yards second to Hopkins' 4,202 on the Lumberjacks' career list ... also third on SFA career receiving list with 123 catches. **As a senior** in 1989, all-Southland Conference selection ... set Lumberjack single-season marks with 315 carries for 1,440 yards (4.6-yard average) and 11 touchdowns, surpassing the previous records of 245 carries for 1,332 yards by Paul Hood in 1979 ... also recorded a school-record 58 pass receptions for 893 yards (15.4-yard average) and 6 touchdowns ... shattered his own single-season record for all-purpose yards with 2,388, bettering his 1988 total of 1,550 ... in NCAA Division I-AA, ranked sixth in all-purpose yardage, 12th in rushing, and 19th in scoring ... in the Southland Conference, rated first in rushing and all-purpose yardage, second in scoring, and sixth in total offense ... led Stephen F. Austin to the NCAA Division I-AA championship game against Georgia Southern. **As a junior** in 1988, honorable mention all-America by AP and unanimous first team all-Southland Conference selection ... led the Lumberjacks and ranked second in the conference in rushing with 895 yards (251 carries, 7 touchdowns) ... also finished third in the league with 45 receptions for 629 yards and 4 touchdowns ... 89-yard touchdown reception against Northeast Louisiana, the second-longest touchdown reception in school history. **As a sophomore** in 1988, honorable mention all-Southland Conference ... led the Lumberjacks with 1,124 all-purpose yards and in rushing with 609 yards (143 carries, 6 touchdowns). **As a freshman** in 1987, spent the season on special teams and returned two kickoffs. **Personal:** Marketing major ... born June 1, 1968, Tatum, Texas.



Tyrone Shavers

22 • Wide Receiver

6-2, 205 • Lamar • Sixth Round, 1990

Outstanding speed at 4.47 for 40 yards ... deep threat ... also boasts leaping ability ... known for acrobatic receptions ... played collegiately at Tyler (Tex.) Junior College before completing his career as a Lamar Cardinal the past two seasons.

As a senior in 1989, second team all-America by *The Poor Man's Guide to the NFL Draft* ... one of NCAA Division I-AA's premier deep threats ... caught 36 passes for 511 yards (14.1-yard average) and 6 touchdowns. **As a junior** in 1988, honorable mention all-America by *The Poor Man's Guide to the NFL Draft* ... grabbed 32 passes for 298 yards (9.3-yard average) and 5 touchdowns ... scored his first major college touchdown in his first major college game, a 17-yard pass in Lamar's 42-21 victory over West Texas State.

As a sophomore in 1987 at Tyler J.C., caught 17 passes for 335 yards (19.7-yard average) and 2 touchdowns, including a long of 66 yards. **Personal:** Physical education major ... born July 14, 1967, Texarkana, Texas.



Johnny Johnson

39 • H-Back

6-2, 212 • San Jose State • Seventh Round, 1990

Considered one of the finest all-purpose running backs in the nation ... solid player in all phases of the game—running, blocking, and receiving ... holds or shares 10 San Jose State (SJSU) records ... owns SJSU career touchdown record with 30 ... also ranks second in scoring (182 points), third in pass receptions (126) and all-purpose yardage (3,299 yards), fifth in receiving yardage (1,567 yards), and eighth in rushing (1,409 yards) ... a wide receiver in 1987, a tailback in 1988, and a fullback in 1989. **As a senior** in 1989, started the Spartans' first five games at fullback ... left the squad after its California State-Long Beach game (fifth game of the year) and missed the remainder of the season ... closed the campaign with 131 yards on 33 carries (4.0-yard average) and 3 touchdowns. **As a junior** in 1988, became first player in NCAA history to rush for more than 1,200 yards (1,219) and catch at least 60 (61) passes in a season ... honorable mention all-America by AP and UPI ... ranked second in the nation in all-purpose rushing with 183.5 yards per game ... set eight SJSU single-season records, including yards rushing (1,219), touchdowns rushing (15), and points (116) ... became first player in SJSU history to lead the team in rushing, receiving, and kickoff returns in the same season ... tied SJSU single-game records for



(Continued on page 112)

(Johnny Johnson continued from page 111)

points scored (24) and touchdowns (4), equalling the efforts of two former Spartans that include his father, Johnny, Sr. versus Stanford in 1962 ... 219 yards rushing on 24 attempts and 70 additional yards on 6 receptions against Washington ... accounted for 277 all-purpose yards against California (104 rushing, 53 receiving, 112 yards on kickoff returns, 8 yards passing) ... one of three SJSU football players to complete the Spartan basketball season after player defections, starting all 12 of his appearances and averaging 11.2 points and 6.5 rebounds per game as a 6-2 forward ... registered 23 points and 12 rebounds against national power UNLV ... led squad in rebounding, field goal percentage (51 percent), three-point field goal percentage (40 percent), and assists (3.2 per game). **As a sophomore** in 1987, started the season's first six games as wide receiver before an ankle injury limited his playing time the rest of the season ... saw one quarter of action at tailback. **Personal:** General studies major ... father, Johnny, Sr., a standout running back at San Jose State from 1960-62, held the school career rushing record for 14 years and still ranks fifth with 1,700 yards ... born June 11, 1968, Santa Clara, California.

Mickey Washington

48 • Cornerback

5-9, 187 • Texas A&M • Eighth Round, 1990

Quick defender began college career as a wide receiver ... switched to defense as a sophomore ... also a dangerous return specialist. **As a senior** in 1989, honorable mention all-America by *The Sporting News* ... also first team all-Southwest Conference (SWC) by the *Dallas Times-Herald* ... recovered 2 fumbles, caused another, and deflected 8 passes ... returned seven punts for 61 yards (8.7-yard average) ... finished with 52 tackles (34 solos), 4 quarterback sacks, and 6 tackles for loss (-32 yards) ... missed final two regular-season games with a fractured shoulder blade ... returned from the injury to play in the Hula and Senior bowls. **As a junior** in 1988, first team all-SWC choice by UPI ... recorded 58 tackles (42 solos) ... deflected a team-high 10 passes ... made all four career pass interceptions. **As a sophomore** in 1987, following his move from wide receiver during spring practice, made 15 tackles (10 solos). **As a freshman** in 1986, reserve wide receiver ... caught two passes for 14 yards ... returned five kickoffs for 116 yards (23.2-yard average) and two punts for 14 yards. **Personal:** General studies major ... 4.64 timing in 40-yard dash ... cousin Joe Washington was an all-America running back at Oklahoma and an NFL all-pro with San Diego and Washington who also played for the Baltimore Colts ... cousin Brett Whitley was a defensive back at Illinois and Northwestern ... born July 8, 1968, Galveston, Texas.



David Bavaro

59 • Linebacker

6-0, 231 • Syracuse • Ninth Round, 1990

Hard-hitting field general-type player who called defensive signals for the Orangemen ... thick legs and powerful arms ... overcame shoulder injuries that required surgery his first two years of college ... ranks fourth on Syracuse career tackles list with 402 stops ... played key roll in three Syracuse bowl appearances during his career—Peach, Hall of Fame, and Sugar. **As a senior** in 1989, started every game at inside linebacker and led the team in tackles for the third consecutive season with 121 stops (59 solos) ... also 1 fumble recovery, 3 deflected passes, and 1 pass interception ... named all-East second team by AP ... season-high 17 tackles against Penn State. **As a junior** in 1988, honorable mention all-East by AP ... led team with 126 tackles (59 solos). **As a sophomore** in 1987, led the Orange



defense with 102 tackles (38 solos) ... underwent post-season shoulder surgery. As a freshman in 1986, started two games (Rutgers and Virginia Tech) ... missed three games with shoulder injury that required post-season surgery ... finished eighth in team tackles with 53 stops (22 solos). **Personal:** Redshirted in 1985 ... history major ... brother, Mark Bravaro, is an all-pro tight end for the New York Giants ... father Anthony Bavaro played for the San Francisco 49ers ... born March 27, 1967, Danvers, Mass.

David Elle

49 • Tight End

6-4 • 241 • South Dakota • Tenth Round, 1990

Excellent all-round athlete with great potential ... played fullback his first three seasons at South Dakota ... intense and powerful ... good speed for his size with a 4.54 40-yard time.

As a senior in 1989, moved from fullback to tight end during spring drills ... caught 13 passes for 179 yards (13.8-yard average) and 3 touchdowns **As a junior** in 1988, began the season at fullback and shifted to tailback in the sixth game ... gained 1,269 all-purpose yards, the seventh highest total in Coyote history ... rushed 147 times for 639 yards (4.3-yard average) and 5 touchdowns ... also caught 11 passes for 143 yards (13.0-yard average) and 1 touchdown ... ranked fourth in the North Central Conference with 20 kickoff returns for 487 yards (24.4-yard average) ... rushed 24 times for a season-high 125 yards against Augustana (S.D.). **As a sophomore** in 1987, saw limited action at both running back positions, finishing with 112 yards and 1 touchdown on 25 carries ... caught eight passes for 130 yards and



(Continued on page 114)

(David Elle continued from page 113)

2 touchdowns. **As a freshman** in 1986, cast as reserve fullback ... rushed for 242 yards and 2 touchdowns on 50 carries ... played six games with a casted (broken) right hand ... rushed for a season-high 109 yards on 19 attempts versus St. Cloud State as the Coyotes set an NCAA record with five backs rushing for over 100 yards ... redshirted in 1985. **Personal:** Last name pronounced "El" ... earned academic honors as a physical education major ... born October 14, 1966, Yankton, South Dakota.

Dempsey Norman

28 • Wide Receiver

5-7, 175 • St. Francis (Ill.) • Eleventh Round, 1990

One of the fastest players in the draft ... 4.36-second 40-yard dash time ... blazing speed, strong build, and excellent work habits provide intriguing athletic package ... outstanding deep threat and dangerous return specialist ... played collegiately at Michigan State, Northeastern Illinois, and College of St. Francis ... also attended Kennedy King (Ill.) Junior College where he competed in track only ... set St. Francis career records for receptions (51), receiving yards (1,060), punt returns (37), kickoff returns (32), and kickoff return yardage (748). **As a senior** in 1989, jack-of-all-trades for the St. Francis Saints ... set single-season records for receptions (28 for 544 yards), kickoff returns (19 for 445 yards), and all-purpose yardage (1,247) ... averaged 15.4 yards each time he touched the ball. **As a junior** in 1988, enjoyed a banner year in his first season with the Saints ... caught 23 passes for 516 yards (22.4-yard average) and 4 touchdowns ... rushed eight times for 83 yards (10.4-yard average) ... returned 13 punts for 113 yards (5.4-yard average) and 13 kickoffs for 303 yards (22.4-yard average). **As a sophomore** in 1986, caught 24 passes for 376 yards and 3 touchdowns for his ex-high school head coach at Northeastern Illinois following transfer from Michigan State. **As a freshman** in 1984, one of six true freshmen to play for Michigan State ... appeared in eight games ... made first collegiate start against Illinois and caught an 11-yard pass ... transferred when converted to defensive back by the Spartans during spring drills. **Personal:** Did not attend school in 1985 ... spent 1987 at Kennedy King J.C. running track ... Chicago area player-of-the-year as a senior at Tilden Tech High School ... social work major ... formed school visitation program with his brothers and other Chicago-area athletes to council young athletes against drugs, alcohol, and gangs ... born February 7, 1966, Chicago, Illinois.



Donnie Riley

40 • R-Back

5-8 1/2 • 205 • Central Michigan • Twelfth Round, 1990

Elusive running style ... ranks eighth on Central Michigan career rushing list with 2,617 yards ... 4.57-second 40-yard time. **As a senior** in 1989, first team all-Mid-American Conference (MAC) selection and Chippewas' most valuable player ... led Chippewas and MAC in rushing with 1,187 yards on 269 carries (4.4-yard average) ... also scored 11 touchdowns ... 22 receptions for 273 yards and 1 touchdown rated second for Central Michigan ... six 100-yard rushing games. **As a junior** in 1988, honorable mention all-America by AP ... first team all-MAC ... finished second in the MAC with 1,238 yards rushing on 215 carries (5.8-yard average) and 7 touchdowns ... 243-yard rushing effort against Akron on 35 attempts, the third highest single-game rushing total in school history ... became only the third back in school history to rush for over 200 yards twice in the same season with 212 yards and a pair of touchdowns against Ohio. **As a sophomore** in 1987, reserve tailback ... played in six games with 177 yards on 21 carries ... tallied three touchdowns ... returned 11 kickoffs for 215 yards (19.6-yard average). **As a freshman** in 1986, appeared in two games, carrying once for 15 yards. **Personal:** Redshirted in 1985 ... youngest of 17 children ... physical education major ... born October 2, 1966, Grand Rapids, Michigan.



Ken McMichel

50 • Linebacker

6-0, 208 • Oklahoma • Twelfth Round, 1990

College defensive back (cornerback and safety) who projects as a nickel-back linebacker for the Cardinals ... good speed (4.59 40-yard time). **As a senior** in 1989, played his first season at cornerback following spring practice transition ... recorded 25 tackles (18 solos) and one deflected pass. **As a junior** in 1988, season-long starter at free safety ... 47 tackles (37 solos) and 3 pass deflections ... two interceptions for 51 return yards. **As sophomore** in 1987, served as the Sooners' nickel back ... registered 29 tackles (23 solos) with a pass deflection. **As a freshman** in 1986, utilized as a reserve strong safety ... saw action mostly in passing situations ... 15 tackles (13 solos). **Personal:** Last name pronounced "mick-MICK-el" ... redshirted in 1985 ... communication major ... born June 4, 1967, Indianapolis, Indiana.



Willie Williams

96 • Tight End

6-5 1/2 • 261 • Louisiana State • Ninth Round, 1990 (Supplemental Draft)

Late addition to Phoenix roster as ninth-round selection in NFL supplemental draft on July 10, 1990 • offers desired size and speed at a premium position ... considered an excellent blocker ... although used primarily as a blocker, still registered 13 receptions for 183 yards and 1 touchdown during three-year playing career ... **As a senior** in 1989, appeared in all 11 Tiger games as a complement to Ronnie Haliburton, a sixth-round draft choice of the Denver Broncos in the 1989 NFL draft ... caught seven passes for 86 yards and one touchdown ... long reception of 22 yards versus Mississippi State • grabbed lone career touchdown catch from quarterback Tommy Hodson in season opener at Texas A&M. **As a junior** in 1988, also shared playing time with Haliburton ... caught six passes for 97 yards ... grabbed three passes for 31 yards against Auburn, including a critical fourth-down nine-yard reception to keep LSU's winning touchdown march alive in the Tigers' 7-6 victory ... made career-long 25-yard reception against Miami ... first career catch came against Florida for 20 yards ... caught two passes for 15 yards in the 23-10 Hall of Fame Bowl loss against Syracuse. **As a sophomore** in 1987 as the third tight end, appeared in 10 games primarily in short-yardage situations and on special teams ... no receptions ... playing time increased when started Brian Kinchen was felled by injury. **As a freshman** in 1986, Williams was redshirted. **Personal:** Like Cardinal middle linebacker Eric Hill, an LSU alum who hails from Houston ... caught 84 passes for 1,550 yards and 15 touchdowns in standout two-year prep career at Phillis Wheatley High School ... also an outstanding basketball player (three letters) who led the state of Texas in rebounding as a senior ... spurned numerous scholarship offers in basketball to play football ... also a four-year letterman in track ... member of his high school's academic honor roll ... born Aug. 6, 1967.



Free Agents

Mike Applewhite

91 • Defensive Tackle • 6-2 • 256 • East Carolina

Three-year starter at both nose guard and tackle for East Carolina ... credited with 45 tackles in 1989, including four quarterback sacks and seven tackles for loss ... led Pirates' defensive line with 47 tackles at defensive tackle as junior ... worked his way into starting lineup as sophomore and posted 29 tackles ... transferred to ECU from North Carolina after freshman season ... honorable mention all-America at Vance H.S. (Henderson, N.C.) ... awarded degree from ECU in education ... classical music enthusiast.

John Brandom

76 • Offensive Guard • 6-2 • 273 • Arizona

Strong, durable offensive lineman ... started 32 straight games without injury for Arizona ... anchored offensive line from right guard three seasons for Wildcats ... standout offensive guard/defensive tackle at Poly H.S. in Riverside, Calif. ... led prep team to top spot in California and no. 20 ranking nationally as senior ... awarded degree in finance from Arizona.

Bob Davis

94 • Linebacker • 6-0 • 236 • Brigham Young

Regarded as one of the hardest hitters in college football last year ... finished stellar career as BYU middle linebacker with 349 tackles, 11.5 quarterback sacks ... two-time notice for all-America honors ... led Cougars two straight years on defense with 137 tackles and six sacks as senior and 146 tackles and 4.5 sacks as junior ... three-year starter who moved into lineup midway through sophomore season ... all-state tight end and linebacker at Mountain View H.S. in Mesa, Ariz. ... undefeated as senior wrestling champion ... uncle, Dan Piluga, was tight end at ASU ... while living in Ohio, caddied for San Francisco 49ers owner Edward DeBartolo ... born in West Palm Beach, Fla. ... owns degree from BYU in recreational management.

26 • Amod Field

Wide Receiver • 5-11 • 181 • Montclair State

Rare instance of quality track star who channeled talents into success on football field ... snared collegiate total of 114 passes for 2,093 yards and 26 touchdowns while at Montclair State (N.J.) ... impressed with senior year totals of 44 receptions for 769 yards (17.5 average) and 11 scores ... cruised to 26 receptions for 493 yards (19.0 average) and six touchdowns as junior ... was on way to outstanding sophomore year with six pass grabs for 25.3 average and a pair of scores before injury prompted him to redshirt season ... track exploits include six-time all-America notice ... national champion in 400 meter intermediate hurdles in both 1987 and '89 ... streaked to first place finish in Olympic Invitational meet in the Meadowlands in 500 meter run ... also New Jersey state pentathlon champion in 1988 ... standout prep athlete at Passaic (N.J.) High School ... physical education major.

Darren Flutie

20 • Wide Receiver • 5-10 • 184 • Boston College

Quick, possession-type receiver ... originally signed with San Diego as free agent in 1988 ... caught 18 passes for 208 yards (11.6-yard average) with two touchdowns in '88 ... also returned seven punts for 5.1-yard average ... played in all 16 games as reserve wide receiver ... waived by Chargers on final roster cutdown prior to 1989 season, then received tryouts with Tampa Bay and Detroit before signing with Cardinals May 1, 1990 ... left Boston College as school's all-time leading receiver with 134 receptions for 2,000 yards and 14 touchdowns ... led Eagles with 48 catches his senior season in 1987 ... National Football Foundation and Hall of Fame Scholar-Athlete as senior at Natick H.S. in Mass. ... led prep squad with 2,150 yards rushing ... brother, Doug, is former New England Patriots and Chicago Bears quarterback and 1984 Heisman Trophy winner ... speech communication major while at Boston College.

Bill Hess

82 • Wide Receiver • 5-9 • 172 • West Chester

Versatile, highly-productive player while at West Chester University (Pa.) ... originally signed as free agent with Philadelphia in 1989, then waived and spent one game on developmental squad ... left West Chester as top receiver in school history with 2,729 yards and 19 touchdowns, surpassing marks set by former Minnesota Viking Joe Senser ... four year starter, named first team Division II all-America and all-conference 1986-88 as both wide receiver and defensive back ... as senior in 1988, posted 47 receptions for 833 yards and 11 touchdowns, while also contributing 23 tackles and three interceptions as defensive back ... in 1987, set school's single-season records for receiving yardage (949) and yards-per-catch (21.6) ... also owns school record of 3,684 all-purpose yards ... earned degree in business management from West Chester.

James Jackson

95 • Defensive Tackle • 6-1 • 280 • Northern Arizona

Two-year contributor at Northern Arizona University, site of Cards' summer training camp ... credited with 25 tackles and six sacks as senior in 1987, 17 stops with three sacks in 1986 ... transferred to NAU from Ricks Junior College (Idaho) where he earned honorable mention all-conference honors ... participated in football and track at Auburn H.S. in Rockford, Ill. ... owns degree in physical education from NAU ... related to former Cardinals running back Jerry Latin (1975-78).

John Jackson

18 • Wide Receiver • 5-10 • 170 • Southern California

Finished glorious career at USC as school's all-time leading receiver with 163 receptions for 2,379 yards ... caught a pass in 36 straight games ... first team all-Pac 10 and second team all-America as senior with 52 receptions for 964 yards and five touchdowns ... also awarded National Football Foundation and Hall of Fame Scholar-Athlete recognition ... caught school-record 14 passes for 200 yards vs. Notre Dame ... also holds mark with 87-yard pass play, the longest scoring play in USC history ...

snared 48 passes as junior and 37 as sophomore, earning all-America honorable mention acclaim in 1988 ... two-sport start at both college and high school level ... all-Pac-10 center fielder for Trojans with .356 batting average, four home runs and 21 stolen bases ... drafted by San Francisco Giants in sixth round of 1990 baseball draft ... all-league standout as prep star at Bishop Amat (La Puente, Calif.) H.S. in both football and baseball ... father, John, is former assistant football coach at USC (1976-81) and is now an executive with Prime Ticket cable television service ... awarded degree in business finance with 3.30 grade-point average and enrolled in graduate school ... born Jan. 1, 1967, Brooklyn, N.Y.

Mike Johnson

10 • Quarterback • 6-1 • 185 • Akron

Despite playing in only 22 games with Akron, holds school record with 3,989 yards passing and 16 other marks for Zips ... guided Akron to 6-4-1 mark in 1989 – their first winning season on Division I-A level ... completed 139 of 292 passes (47.6%) for 1,819 yards and nine touchdowns ... also scored five touchdowns on ground with 429 yards rushing ... set new school record in first season with Zips in 1988, piling up 2,432 yards total offense (2,170 passing/262 rushing) ... completed 142 of 299 passes with 11 touchdowns ... originally enrolled at Arizona State, but transferred to Mesa Community College where he tossed for 1,809 yards and completed 62.0% of his passes (131-211) ... also rushed for 406 yards ... then transferred to Akron prior to junior season ... all-state and honorable mention all-America while at Baldwin Park (Calif.) High School ... once threw for 391 yards and six scores in one game ... all-league in basketball also ... drafted by Seattle Mariners in sixth round of 1990 baseball draft as centerfielder ... holds degree in communication from Akron.

DeWaine Jones

42 • Fullback • 5-10 • 200 Wyoming

Tough, talented fullback from Wyoming ... rushed for 597 yards and eight touchdowns in two seasons for Cowboys ... totalled 361 yards on 65 attempts with five touchdowns as senior in 11 games after 240 yards as 10-game starter his junior season ... also caught 13 passes for 14.6 average his senior year, including a 78-yard scoring grab ... posts career average of 5.2 yards per carry while at Wyoming ... all-state performer at Harrison High School in Colorado Springs ... standout prep athlete in football, baseball, wrestling, and track ... owns degree in business from Wyoming.

Oliver Lawrence

92 • Linebacker • 6-1 • 243 • Louisiana State

Talented linebacker who played alongside Cards' middle linebacker Eric Hill and Ron Sancho (Chiefs, Broncos) at LSU ... racked up 65 tackles and six sacks as senior, including seven tackles for loss ... suffered knee injury in second game of 1988 season after playing first two years at both inside and outside linebacker spots ... accorded all-state and all-South honors while at Neville High School in Monroe, La. ... graduated with degree in finance from LSU.

Win Lyle

11 • Kicker • 5-9 • 170 • Auburn

Record-setting kicker at Auburn with 45 field goals, surpassing former school mark by current Cards' kicking specialist Al Del Greco (42) ... his 209 career point total is second to Del Greco's all-time mark of 239 points ... holds school record for field goal accuracy with mark of 76.3 percent (45-59) ... former walk-on who earned scholarship as junior ... voted first team all-SEC in 1987 with 15 of 19 field goals, then connected on 14 of 21 tries as junior to earn academic all-conference selection ... hit on 16 of 19 field goals as senior for single-season school record of 82.4 percent ... kicked 95 of 96 PATs during three seasons at Auburn ... all-area pick while at Auburn H.S. (Ala.) ... also lettered four times in wrestling, twice as baseball outfielder ... pre-med major at Auburn.

Jeff Mathis

76 • Defensive Tackle • 6-1 • 279 • Georgia Tech

Three-year starter for Georgia Tech ... with 500-plus pound bench press was strongest player on Georgia Tech defense ... provided anchor on defense at tackle during collegiate career ... started for one game as freshman, then every game since start of sophomore year ... posted 53 tackles as senior, 52 as junior ... also added one forced fumble and recovery, three pass deflections and six quarterback hurries in 1989 ... all-South pick at Woodland H.S. in East Point, Ga. ... earned three letters in football, four in track, and two in wrestling ... nicknamed "Sugar Bear" while in high school ... management major at Tech.

Vernon Maxwell

93 • Linebacker • 6-2 • 225 • Arizona State

Outstanding athlete who is returning to play in his alma mater's stadium after stops in Indianapolis (1983-84), Detroit (1985-87) and Seattle (1989) ... originally a second-round selection by Colts in 1983 NFL draft ... posted 92 tackles and led club in quarterback sacks as rookie (11) to earn numerous rookie-of-the-year and all-rookie team honors ... followed with 53 tackles and 8.5 sacks in 1984, then traded to San Diego during '85 training camp for fifth-round draft pick ... waived by Chargers prior to season opener, then signed with Detroit Oct. 25 ... started two of nine games in 1985, then showed form of outstanding rookie year with 107 tackles, two sacks and four fumble recoveries in 1986 ... relegated to reserve role in 1987, managing just 16 tackles, then waived by Lions during 1988 training camp ... signed with Seattle prior to 1989 camp and started seven of nine games, posting 18 tackles, then waived Nov. 13 ... three-year starter and three-time all-Pac-10 linebacker at Arizona State ... also voted numerous all-America honors as senior ... lettered in football and track at Verbum Dei High School in Los Angeles ... business major at ASU.

Kevin Nicholl

12 • Kicker • 5-10 • 184 • Central Michigan

Set school record with 56 career field goals at Central Michigan ... set school single-season mark with 20 field goals in 24 attempts in 1989 ... collegiate accuracy figure of 77.8 percent (56-72) ... owns long field goals of 47, 49, 51 and 54 yards ... selected first team all-Mid-America conference as senior ... earned three letters in football and soccer at Utica Eisenhower High School ... management major.

Eldonta Osborne

90 • Linebacker • 6-0 • 215 • Louisiana Tech

Enjoyed outstanding and productive career at Louisiana Tech ... piled up 69 tackles and two fumble recoveries as senior, including 395 in four seasons as starter ... posted tackle totals of 89 as freshman, 125 as sophomore, then 112 in junior season ... also credited with 10 quarterback sacks ... adept at pass coverage, collected four interceptions in 1986, three in 1987, one in 1988 ... honorable mention all-America running back and linebacker at Jonesboro-Hodge High School (La.) ... once scored 27 points in one prep game ... earned undergraduate degree in business management as junior at Tech.

Mike Pfeifer

64 • Offensive Tackle • 6-6 • 318 • Kentucky

Huge, imposing lineman ... earned all-SEC and some all-America mention honors as senior at Kentucky ... three-year starter ... started every game at left tackle as sophomore and participated in amazing 735 plays that year ... also key member of special teams units ... saw knee injury cut junior year short after five games ... all-America defensive tackle at Trinity High School in Louisville ... helped guide school to 35-3 record ... was state champion in shot put with toss of 58 feet ... also AAU wrestling tournament champion in 1983 ... awarded degree in industrial/technical education from Kentucky with 3.89 grade-point average.

Lance Prouty

74 • Offensive Lineman • 6-5 • 292 • South Dakota State

Sizable and versatile lineman ... played both guard (two years) and tackle (two years) at South Dakota State ... earned all-North Central Conference honors as senior in 1989, honorable mention as junior ... entered starting lineup midway through sophomore year ... starred in basketball, wrestling and football at Redwood Falls (Minn.) High School ... named conference defensive player-of-the-year as prep senior ... physical education major.

Dennis Smith

35 • Tight End • 6-0 • 224 • Utah

Delivered record-setting three years at Utah ... rounded out stellar career with 156 receptions for 2,168 yards and 24 touchdowns ... set three NCAA records for a tight end with 73 receptions and 18 touchdowns his senior year, and 24 scores during collegiate career ... twice caught four touchdown passes in one game for a Western Athletic Conference mark, while his 18 scoring grabs also ranked tops in conference annals ... first team all-WAC in 1989 with 73 receptions for 1091 yards and 18 touchdowns ... snared 51 passes for 726 yards and rushed 11 times for 127 yards as junior ... leaves Utah with four school records, two conference marks, and three new NCAA standards ... all-league punter and running back at Hemet (Calif.) High ... also led school to track and field title with 9.9-second clocking in 100-yard dash, 22.8 mark in 220 dash, 50:8 timing in 440 yard run, and 54'10" toss in shot put ... brother, Brian, plays Hoss Cartwright's son on "Bonanza: The Next Generation" ... awarded degree in speech communications ... plans to attend law school.

Preston Waters

42 • Cornerback • 5-9 • 185 • West Virginia

Three-year starter at cornerback for West Virginia ... led Mountaineers with seven interceptions in 1989 in 11 starting roles ... finished season with 49 tackles, one forced fumble and recovery ... piled up 18 tackles in nine games as junior after knee injury in spring drills kept him out of first three games of season ... started all 11 games as sophomore, posting 45 tackles ... all-county and all-Florida player at Southridge High School in Miami, Fla. ... also earned two letters in track ... physical education major.



Running back Ron Wolfley made his fourth consecutive trip to the Pro Bowl in 1989 as a special teams performer.

1989 Review

Nineteen eighty-nine, the Cardinals' second season in Arizona, will be remembered for controversy, injuries and attrition, a mid-season coaching change, and a disappointing 5-11 record.

Solid Start, Then ...

The Cardinals broke from the gate with one of their most promising starts in recent seasons. Saddled with three consecutive road games to open the season, the Cardinals managed campaign-opening victories at Detroit and Seattle, the first time they had prevailed in their first two road games during a non-strike season since 1974 and their first 2-0 all-games getaway since 1985.

The team's highly publicized rash of injuries did not deter the Cards from a respectable 5-5 record with six games remaining. After losing four straight on the heels of its two opening victories, the Cardinals rebounded with three victories in a four-week span. But following a one-sided 37-14 week 11 loss to the Rams at Anaheim to fall to 5-6, the Cardinals entered a week of turmoil when Head Coach **Gene Stallings** was replaced by running backs coach **Hank Kuhlmann** following Stallings' announcement he would not seek to have his contract renewed at the end of the season.

Under Kuhlmann, the Cards experienced two near-misses in five consecutive losses to end the season with the six-game losing streak, equalling their worst finish since 1965 when they also dropped their final six assignments.

Injuries and Attrition

Ominous signs appeared early!

The season-long injury bugaboo reared its ugly head during training camp when two-time Pro Bowl quarterback **Neil Lomax** and his 22,771 career passing yards were forced to the sidelines for the entire season due to a career-ending arthritic condition in his left hip. Veteran offensive guard **Joe Bostic** also was lost for the season due to a preseason knee injury.

A trend was soon to follow. Free safety **Lonnie Young** (47 tackles, 1 int.), right offensive tackle **Tootie Robbins**, and defensive end **David Galloway** (46 tackles, 5.5 sacks) were first, fracturing a shoulder, injuring a knee, and breaking a thumb, respectively, in the season opener at Detroit. The trio of stalwarts missed a total of 14 games. Running back **Stump Mitchell** (165 yards, 43 att.) was lost for the remainder of the season at New Jersey against the Giants during week three action after a serious knee injury spelled reconstructive surgery. Ditto defensive tackle **Bob Clasby** (9 tackles, 2 sacks) the following week ... similar injury, same result.

The Cardinals' dangerous pair of record-setting wide receivers, **Roy Green** (44 rec., 703 yards, 7 TDs) and **J.T. Smith** (62 rec., 778 yards, 5 TDs), appeared as a tandem for only the season's first five weeks. Green fractured a collarbone at Washington on October 8 and missed four weeks. The week before he returned, Smith,



Durable guard Lance Smith was the only member of the Cardinals' offense to start all 16 games in 1989.

(120 tackles, team-leading 7 sacks), cornerback **Cedric Mack** (58 tackles, 1 sack, 4 int.), and Pro Bowl strong safety **Tim McDonald** (team leader with 155 tackles and 7 pass interceptions) on defense. The Cardinals played weeks eight and nine without a defensive tackle, opting for four defensive ends at the four down linemen positions. Promising rookie offensive lineman **Joe Wolf** was bounced from pillar to post, starting 15 of 16 games at both tackles and left guard. Five rookies—Wolf, offensive guard **Mike Zandofsky**, middle linebacker **Eric Hill** (91 tackles, 1 sack), defensive tackle **Jim Wahler** (37 tackles, 1 sack, 1 int.), and quarterback **Timm Rosenbach** (9 comp., 22 att., 95 yards, 0 TDs, 1 int.)—started against Denver on December 17, the most first-year Cardinal starters since November 15, 1981.

Offense

The patchwork Cardinal offense struggled. Philadelphia held the Phoenix offense without a touchdown on October 15 in the Eagles' 17-5 victory. On December 16, Denver's 37-0 victory was the first blanking of the Cardinals since November 10, 1985. The rushing attack failed to gain 100 yards in 11 games and did not field one 100-yard rusher for the first time since 1974 and only the second time since 1960.

(Continued on page 126)

who was leading the National Football League with 62 receptions, suffered a season-ending leg and ankle injury against the Giants at Sun Devil Stadium.

Starting quarterback **Gary Hogeboom** (204 comp., 364 att., 2,591 yards, 14 TDs, 19 int.) missed the October 15 Philadelphia game when arthritis flared in his right (throwing) elbow.

Pro Bowl offensive left tackle **Luis Sharpe's** string of 110 consecutive starts was snapped when a knee injury sidelined him for two mid-season contests.

The trend snowballed until 21 players (excluding Lomax) who started at least one game in 1989 also missed at least one contest, mostly due to injury.

The unprecedented attrition prompted unusual situations. Only four Cardinals started all 16 games—guard **Lance Smith** on offense and linebacker **Ken Harvey**

(1989 Review continued from page 125)

Quarterbacks ... First-year Cardinal Hogeboom, one of the highest-profile "Plan B" free agents to change teams during the off-season, earned the starting quarterback position by the end of the preseason, relegating second-year signal-caller **Tom Tupa** (65 comp., 134 att., 973 yards, 3 TDs, 9 int.) and rookie and first-round 1989 supplemental draft choice Rosenbach to understudy status.

Hogeboom posted a solid season with its normal share of ups and downs but hindsight indicates he enjoyed his finest professional season, posting career bests in yards passing (2,591), completions (204), and touchdown passes (14). He also threw a career-high in interceptions (19).

After throwing for 264 yards and one touchdown in the season-opening victory at Detroit, the former Colt and Cowboy completed 18 of 24 pass attempts the next Sunday in the Kingdome for 298 yards and four touchdowns.

The following Sunday against the Giants, however, four of Hogeboom's first eight passes were intercepted, his career single-game high.

Tupa made his first career start in his third career appearance and first of the season at home against the Eagles on October 15 with Hogeboom sidelined. It was a nightmarish day for the former Ohio State star. Although the Cardinals led 5-0 at halftime, Tupa threw six interceptions, four in the second half, and completed only 16 of 41 passes.

Four weeks later, however, Tupa turned rags to riches when he triggered the Cards' storybook comeback against Dallas at Sun Devil Stadium. Trailing 13-7 at intermission, the Cardinals went to Tupa in the second half and he rallied Phoenix to a palpitating 24-20 comeback victory. He completed 14 of 22 passes for 245 yards and two touchdowns—long scoring strikes of 38 and 72 yards to wide receiver **Ernie Jones** (45 rec., 838 yards, 3 TDs). The latter was the most dramatic, occurring just four plays after the Cowboys apparently had sprung an upset with heroics of their own on a 75-yard touchdown pass from quarterback Troy Aikman to wide receiver James Dixon with just 1:43 remaining to play.

Tupa also started against the Buccaneers on Thanksgiving weekend.

Rosenbach, who missed training camp during contract negotiations, was limited to two late-season appearances, including a start against Denver on December 16 in the Cards' home finale. Rosenbach received his first taste of the NFL at Anaheim against the Rams on November 19, directing the Cardinals' final three drives in the fourth quarter. In his start, he quarterbacked the first six Cardinal series.

Running Backs ... Once Mitchell was lost, the Cardinal running backs situation became very unsettled. Mitchell's replacements—**Tony Jordan** (211 yards, 83 att., 2 TDs), **Vai Sihakema** (145 yards, 38 att.), and **Tony Baker** (31 yards, 20 att.)—combined for only 387 yards on 141 carries, a 2.74-yard average per rush. Without Mitchell, the Cardinals utilized their one-back set with fullback **Earl Ferrell** (502 yards, 149 att., 6 TDs) more often. The experimentation also inserted Sihakema, normally a punt and kick return specialist, into the offense. He logged his first two career starts weeks 11 (Rams) and 16 (Eagles) and notched his first rushing attempts since his rookie year of 1986. The running backs' complement, Ferrell, remained in the

lineup but mustered his lowest rushing total in four years, 422 yards below his 1988 output. Ironically, Ferrell plowed for three rushing touchdowns against Atlanta on October 22, his career single-game high. **Ron Wolfley** (36 yards, 13 att., 1 TD) added a fourth the same day, his first touchdown since December 13, 1987 versus the Giants and the first time the Cardinals had posted four six-pointers on the ground since 1984.

Receivers ... The absence of Green or Smith for most of the season gave Jones his opportunity to start. He responded by leading the team in average yards per catch (18.6) for the second consecutive season in 10 starts. He also ranked third in the NFC behind the Rams' Flipper Anderson (26.0) and Henry Ellard (19.7). Despite being limited by injuries, Green and Smith still added to their lengthy lists of accomplishments. In the season finale at Philadelphia, Green caught two touchdown passes, the 61st and 62nd of his career, to pass Sonny Randle (1959-66) for the all-time franchise lead in that category. Smith, who ranked 14th in the NFC and 25th in the NFL in receptions and 15th in the NFC and 26th in the NFL in reception yardage despite missing the season's final seven outings, still managed to lead the Cardinals in receptions. At the time of his injury, he was leading the entire NFL in catches and was flirting with a pace to better not only his own 1987 club record of 91 receptions but also the league's single-season reception record of 106 (Washington's Art Monk, 1984). Smith now boasts four of the top 10 single-season reception totals in team history. Speedy reserve **Don Holmes** (13 rec., 271 yards, 1 TD) posted the season's longest play, a 77-yard touchdown reception from Tupa against the Rams on November 19. Among the tight ends, incumbent **Rob Awalt** (33 rec., 360 yards) was the starter, **Jay Novacek** (23 rec., 225 yards, 1 TD) was deployed primarily as a swingman in passing situations, and rookie **Walter Reeves** (1 rec.) was utilized as a blocker.

Offensive Line ... The Cardinals' offensive line, with five returning veterans, including Pro Bowler Sharpe, figured to be one of the team's anchors when the season began. Instead, it was a season in flux for the unit. Sharpe and Robbins were idled by injuries for nine games. Center **Derek Kennard** missed two outings on the "non-football illness" list. Left guard **Todd Peat** started the first four games before being waived. Right guard Smith turned out to be the bellwether. The circumstances provided Wolf and Zandofsky early opportunities to play. Wolf started 15 times, Zandofsky six.

Defense

The traditionally offensive-minded Cardinals discovered their future on the other side of the line of scrimmage when a young defense flashed promise throughout the season. After limiting Detroit's pass-happy "run-'n'-shoot" offense to seven completions in 20 pass attempts for 116 yards in the season opener, the Phoenix defenders fought through their share of the team's injuries to feature a promising linebacking corps featuring three former first-round draft choices, the unexpected contributions of a rookie tackle, and the emergence of a Pro Bowl strong safety to lead the unit.

Defensive Line ... Perhaps the most injury-riddled unit on an injury-plagued team, injuries and end **Freddie Joe Nunn's** 30-day absence for violation of the NFL's substance

(Continued on page 128)

(1989 Review continued from page 127)

abuse policy forced the Cardinals to use 10 different defensive line combinations, including five different configurations in as many weeks to start the season. Regular defensive ends Nunn (34 tackles, 5 sacks) and **David Galloway** (46 tackles, 5.5 sacks) started only five times together. **Karl Wilson** (26 tackles, 1 sack) made six starts as their replacement. The tackle positions were revolving doors listing Wahler, Clasby, **Gary Hadd** (12 tackles and two knee injuries), **Shawn Knight** (7 tackles and a dislocated shoulder), and versatile **Rod Saddler** (50 tackles, 3.5 sacks) as starters over the course of the season. Saddler proved to be a most valuable player. After missing the opener following training camp arthroscopic knee surgery, he started the remaining 15 games (right end twice, left end three times, left tackle 10 times). Hadd was a preseason "Plan B" free agent signee; Knight, Wilson, and non-starter **Bob Buczkowski** (2 tackles) were signed as free agents during the season to fill the depleted ranks.

Linebackers ... Smiles crease Cardinal faces when the subject turns to the team's suddenly imposing linebacking corps of **Anthony Bell** (115 tackles, 2 sacks) and Harvey on the outside and **Eric Hill** (91 tackles, 1 sack) in the middle. The trio of former first-round draft choices finished two (Harvey)-three (Bell)-four (Hill) in individual tackles for the season. Harvey often took the look of a budding star, finishing with career highs in tackles and sacks in his first season as a starter. He eclipsed the 10-solo tackle plateau five times and finished with a flurry, amassing 42 tackles, 7 assists, and 2 sacks in four December games. Bell's tackle total plus eight passes defensed were career bests and his improved play prompted utilization as a linebacker in the Cards' "nickel package," freeing Harvey for pass-rushing duty. Hill surpassed the tackle totals of Bell, Harvey, and Nunn, initially a first-round draft choice at linebacker, in their first years as regulars.

Secondary ... Strong safety McDonald stole the show and emerged as an NFL star in his second season as a starter en route to his first Pro Bowl selection. Besides leading the Cardinals in tackles for the second consecutive year, he was among the league interception leaders for most of the season. His seven interceptions were the most by a



Strong safety Tim McDonald earned his first Pro Bowl berth in 1989 by leading the Cardinals in tackles for the second consecutive season.

Cardinal since Lionel Washington grabbed eight in 1983. His 170 interception return yards were the most by a Cardinal since 1974 and rank fifth in team annals. The former Southern California all-America made two interceptions in back-to-back November home games against the Giants and Cowboys. He also rates as one of the game's surest tacklers. Young and **Michael Zordich** (60 tackles, 1 sack, 1 int. for a touchdown) capably complemented McDonald at free safety. Cornerbacks Mack and **Carl Carter** (63 tackles, 1 int.) enjoyed solid seasons. McDonald and Mack started all 16 games, Carter 15 times.

Special Teams

The most heartening facet of the 1989 Phoenix season was the play of its special teams that included the NFL's leading punter, a solid campaign from its place kicker, more records for its punt and kickoff returner, another outstanding autumn from Wolfley who earned his fourth consecutive Pro Bowl nod as a special teamer, and an influx of "Plan B" free agents who made weekly contributions.

Punting ... Rich Camarillo (76 punts, league-leading 43.3-yard average, 37.5-yard net average, 21 inside the 20), in his first season as a Cardinal, earned his second Pro Bowl berth by bettering Detroit's Jim Arnold by three-tenths of a yard per boot to lead the NFL in overall punting average. Camarillo finished second to the Giants' Sean Landeta by a margin of 37.8 to 37.5 yards in net average. Signed as a free agent during the off-season following eight seasons with New England (1981-87) and the L.A. Rams (1988), Camarillo enjoyed his finest season since his Pro Bowl year of 1983 when he led the NFL with a 37.1-yard net average and was second overall at 44.6 yards per boot. Camarillo's 43.4-yard average ranks as the fifth best single-season mean in franchise history behind Jerry Norton's three best seasons (45.6 in 1960, 44.9 in '59, and 44.7 in '61) and Carl Birdsong's 43.8-yard average in 1982.

Place Kicking ... Kicker Al Del Greco (28-29 PAT, 18-26 FG) posted a field-goal accuracy figure of 69.2 percent, the Cardinals' second best percentage in 15 years and fifth best in club single-season annals. The former Green Bay Packer booted 10 consecutive field goals, equalling Jim Bakken's franchise record. Del Greco also posted a four-field goal outing at Dallas, the second of his career, his first as a Cardinal, and the first by a Cardinal since Bakken turned the trick on September 19, 1975. Against Atlanta he boomed a 50-yard three-pointer, the second-longest field goal of his career. In the Detroit opener, he kicked three field goals, including the game-winner with 13 seconds remaining.

Returns ... Return specialist Sikahema amassed 1,307 combined kick return yards (433 punt returns, 874 kickoff returns), the fifth highest total in team history. Sikahema's 157 career punt returns surpassed teammate Mitchell's total of 156 to become the all-time club leader in that category. The former Brigham Young star also returned 43 kickoffs in 1989, his career high and the third highest total in club record books. Sikahema already holds club records for career punt return yardage (1,846), single-season punt returns (44, 1987), single-season punt return yardage (550, 1987), and single-game punt return yardage (145 vs. Tampa Bay, December 21, 1986). At Washington on October 8, he returned a punt 53 yards, his longest since a 76-yard touchdown sprint in 1987. He made only 13 fair catches.

Game Summaries

1 Cardinals 16, Lions 13 September 10 Silverdome • 36,735

The Cards captured their regular-season opener at Detroit when kicker **Al Del Greco** booted his third field goal of the contest from 33 yards out with 13 seconds remaining to break a 13-13 tie. Quarterback **Gary Hogeboom's** route-going regular-season debut was a rousing success. He completed 21 of 35 passes for 264 yards and 1 touchdown, a 15-yarder to wide receiver **Roy Green**. Hogeboom was intercepted once. The Cardinals limited Detroit's innovative "run-n'-shoot" offense to seven completions in 20 attempts for 116 yards. The Lions' rushing attack outgained their highly-publicized aerial game 159 to 116 yards. The Cards' 12-year veteran wide receiver **J.T. Smith** enjoyed one of the best statistical outings of his career, grabbing 10 passes for 121 yards to crack the 6,000-yard plateau (6,092).

Scoring Summary

	1	2	3	4	F
Cardinals	0	6	0	10	16
Lions	3	0	7	3	13

Det.-1:8:03	FG Murray 30
Phx.-2:9:15	FG Del Greco 29
Phx.-2:FG	Del Greco 23
Det.-3:11:59	Sanders 3-yard run (Murray PAT)
Phx.-4:2:27	Green 15-yard pass from Hogeboom (Del Greco PAT)
Det.-4:6:48	FG Murray 23
Phx.-4:14:47	FG Del Greco 33

Team Statistics

	Cardinals	Lions
First Downs	19	13
Rushes-Yards	65-25	159-27
Net Passing Yards	264	99
Net Net Yards	329	258
Passing (A-C-I)	35-21-1	20-7-0
Sacks-Yards	0-0	2-17
Punting	4-40.8	5-49.0
Fumbles-Lost	0-0	1-0
Penalties	6-67	10-87
Time of Possession	32:28	27:32

Individual Statistics

Rushing

Cardinals	Mitchell 18-52, Wolfley 3-7, Ferrell 2-6
Lions	Sanders 9-71, Gagliano 4-28, Paige 7-26, Painter 5-26

Passing

Cardinals	Hogeboom 21 of 35, 264, 1 TD, 1 int.
Lions	Gagliano 7 of 20, 116

Receiving

Cardinals	Smith 10-121, Awalt 4-65, Wolfley 3-35, Green 2-34 (1 TD)
Lions	Mobley 2-44

2 Cardinals 34, Seahawks 24 September 17 Kingdome • 60,444

The Cardinals silenced the normally boisterous Kingdome partisans with a 34-24 victory. The veteran wide receiver tandem of **Roy Green** (8 rec., 166 yards, 3 TDs) and **J.T. Smith** (7 rec., 104 yards, 1 TD) were the chief culprits, benefiting from the marksmanship of quarterback **Gary Hogeboom** (18 comp., 24 att., 298 yards, 3 TDs, 1 int.). Phoenix controlled the ball (32:07-27:53), scored touchdowns on drives that began at their 4, 10, 22, and 26 yard lines, and converted 10 of 12 third-down plays. The injury-depleted Cardinal defense limited the Seahawks to 77 net yards rushing. Hogeboom completed eight of nine passes in the second half for 119 yards and three touchdowns. Green's touchdown grabs raised his career six-point total to 62, eclipsing receiver **Sonny Randle's** Cardinal career mark of 60.

Scoring Summary

	1	2	3	4	F
Cardinals	13	0	7	14	34
Seahawks	0	7	7	10	24

Ph.-1:2:40	Green 51-yard pass from Hogeboom (PAT blocked)
Ph.-1:12:44	Jordan 1-yard run (Del Greco PAT)
Sea.-2:6:37	Skansi 3-yard pass from Krieg, (Johnson PAT)
Ph.-3:3:10	Smith 25-yard pass from Hogeboom (Del Greco PAT)
Sea.-3:7:01	Skansi 17-yard pass from Krieg (Johnson PAT)
Ph.-4:0:08	Green 8-yard pass from Hogeboom (Del Greco PAT)
Sea.-4:7:05	FG Johnson 39
Ph.-4:10:44	Green 59-yard pass from Hogeboom (Del Greco PAT)
Sea.-4:13:15	Blades 5-yard pass from Krieg, (Johnson PAT)

Team Statistics

	Cardinals	Seahawks
First Downs	25	23
Rushes-Yards	171-42	77-20
Net Passing Yards	298	279
Total Net Yards	469	346
Passing (A-C-I)	24-16-1	43-25-1
Sacks-Yards	0-0	3-10
Punting	1-46.0	4-39.5
Fumbles-Lost	3-2	2-0
Penalties	13-90	7-64
Time of Possession	32:07	27:53

Individual Statistics

Rushing

Cardinals	Mitchell 18-95, Clark 10-42, Wolfley 4-15, Jordan 7-11 (1 TD)
Seahawks	Williams 9-36, Krieg 3-21, Warner 8-20

Passing

Cardinals	Hogeboom 18 of 24, 298, 4 TD, 1 int.
Seahawks	Krieg 25 of 43, 279, 3 TD, 1 int.

Receiving

Cardinals	Green 8-166 (3 TD), Smith 7-104 (1 TD)
Seahawks	Blades 9-146 (1 TD), Skansi 6-80 (2 TD), Williams 3-4

3 Giants 35, Cardinals 7 September 24 Giants Stadium • 75,742

The Cardinals concluded their string of three consecutive road games to open the season with a 35-7 loss to the Giants. Quarterback **Gary Hogeboom** was intercepted a career-high four times (on his first eight pass attempts), including one that Giant safety **Terry Kinard** returned 58 yards for a touchdown in the first quarter. Running back **Tony Jordan** fumbled at the New York 16 yard line with 2:54 remaining in the first half and the Giants leading 17-0. Hogeboom also was thrown for the first five quarterback sacks the Cardinal offensive line had allowed. One of the five extended New York's lead to 25-0 when Giant linebacker Gary Reasons downed Hogeboom in the Phoenix end zone for a safety at 9:19 of the third quarter. New York quarterback Phil Simms completed 11 of 21 pass attempts for 202 yards and one touchdown. He was not intercepted. Former Cardinal Otis Anderson led the Giants' rushing attack with 98 yards on 21 carries, including a 36-yard fourth-quarter touchdown jaunt around right end.

Scoring Summary

	1	2	3	4	F
Cardinals	0	2	0	7	7
Giants	14	6	5	10	35

NY 1:37:17.....Baker 39-yard pass from Simms (Allegre PAT)
 NY 1:8:20.....Kinard 58-yard interception return (Allegre PAT)
 NY 2:3:11.....FG Allegre 22
 NY 2:14:58.....FG Allegre 38
 NY 3:2:37.....FG Allegre 32
 NY 3:9:19.....Reasons safety (Hogeboom tackles in end zone)
 NY 4:2:00.....Anderson 36-yard run (Allegre PAT)
 NY 4:10:27.....FG Allegre 32
 Phx 4:13:13.....Smith 21-yard pass from Hogeboom (Del Greco PAT)

Team Statistics

	Cardinals	Giants
First Downs.....	16	16
Rushes-Yards.....	65-25	162-38
Net Passing Yards.....	183	204
Total Net Yards.....	248	366
Passing (A-C-I).....	32-19-4	22-12-0
Sacks-Yards.....	5-39	1-6
Punting.....	4-46.3	4-46.3
Fumbles-Lost.....	4-2	1-1
Penalties.....	7-54	6-48
Time of Possession.....	30:23	29:37

Individual Statistics

Rushing

Cardinals.....Jordan 6-23, Ferrell 11-22, Mitchell 7-18
 Giants.....Anderson 21-98 (1 TD), Tillman 6-34, Adams 5-15

Passing

Cardinals.....Hogeboom 19 of 32, 222, 1 TD, 4 int.
 Giants.....Simms 11 of 21, 202, 1 TD, Hostetler 1 of 1, 8

Receiving

Cardinals.....Smith 8-87 (1 TD), Green 4-50, Jones 2-31,
 Novacek 3-29, Awalt 2-25
 Giants.....Manuel 3-69, Baker 1-39 (1 TD), Turner 2-34

4 Chargers 24, Cardinals 13 October 1 Sun Devil Stadium • 44,201

Phoenix opened its regular-season home schedule with a 24-13 loss to San Diego. Four turnovers (two fumbles, two pass interceptions) proved to be the Cards' undoing. The game's momentum, which had spent most of the first three quarters on the Phoenix sideline, swung suddenly in the opening minutes of the fourth quarter. Leading 13-7 following a record-setting 60th career touchdown pass reception by wide receiver **Roy Green** from quarterback **Gary Hogeboom** from 59 yards, the Cardinals apparently halted a San Diego drive at the Phoenix four yard line when the Chargers settled for a 21-yard field goal. But a holding call on the three-pointer gave San Diego the ball first and goal from the Phoenix two yard line. One rush by Marion Butts and the Chargers had a touchdown and a 14-13 lead with 13:53 to play. On the second play of its next possession from their own 24 yard line, Cardinal fullback **Earl Ferrell** fumbled after catching a short pass from Hogeboom. Charger linebacker Billy Ray Smith returned the loose ball 15 yards for his first career touchdown and a 21-13 San Diego lead.

Scoring Summary

	1	2	3	4	F
Chargers	0	0	7	17	24
Cardinals	0	3	10	0	13

Phx 2:14:45.....FG Del Greco 36
 Phx 3:6:27.....FG Del Greco 33
 S.D. 3:8:24.....Miller 16-yard pass from McMahon (Bahr PAT)
 Phx 3:9:31.....Green 59-yard pass from Hogeboom (Del Greco PAT)
 S.D. 4:1:07.....Butts 2-yard run (Bahr PAT)
 S.D. 4:2:10.....Smith fumble 15-yard fumble return (Bahr PAT)
 S.D. 4:10:43.....FG Bahr 37

Team Statistics

	Chargers	Cardinals
First Downs.....	13	17
Rushes-Yards.....	103-31	69-22
Net Passing Yards.....	165	232
Total Net Yards.....	268	301
Passing (A-C-I).....	23-15-0	43-22-2
Sacks-Yards.....	4-23	4-29
Punting.....	9-41.0	5-43.0
Fumbles-Lost.....	0-0	3-2
Penalties.....	8-66	3-12
Time of Possession.....	31:49	28:11

Individual Statistics

Rushing

Chargers.....Butts 9-26 (1 TD), Spencer 8-16, Bernstine 5-16
 Cardinals.....Ferrell 10-36, Hogeboom 4-13

Passing

Chargers.....McMahon 15 of 23, 188, 1 TD
 Cardinals.....Hogeboom 22 of 43, 261, 1 TD, 2 int.

Receiving

Chargers.....Miller 3-66 (1 TD), Bernstine 5-51, Early 3-36
 Cardinals.....Smith 11-123, Green 2-61 (1 TD), Awalt 3-23

(Continued on page 132)

(Game Summaries continued from page 131)

5 Redskins 30, Cardinals 28

October 8
R.F.K. Stadium • 53,335

The injury-depleted Cardinals suffered a roller coaster 30-28 setback. Although the Redskins amassed 508 yards total offense (333 passing, 175 rushing), the first time a Cardinal opponent had cracked the 500-yard barrier since Miami on Sept. 30, 1984, Phoenix led from late in the second quarter (14-13) until early in the fourth stanza (21-13) and had possession of the ball on Washington's 40 yard line when time expired. Wide receiver **J.T. Smith**, the NFL's leading receiver, caught a career-high three touchdown passes. Versatile running back **Vai Sikaheima** accounted for 193 total yards on kickoff returns (88), punt returns (62), rushes (27), and pass receiving (16). Fullback **Earl Ferrell** rambled for a 44-yard third-quarter touchdown, the longest Phoenix rush of the season.

Scoring Summary

	1	2	3	4	F
Cardinals	0	14	7	7	28
Redskins	10	3	0	17	30

Wash. • 1:54.44FG Lohmiller 22
Wash. • 1:12:43Byner 2-yard pass from Rypien (Lohmiller PAT)
Wash. • 2:0:58FG Lohmiller 32
Phx. • 2:7:44Smith 7-yard pass from Hogeboom (Del Greco PAT)
Phx. • 2:13:51Smith 20-yard pass from Hogeboom (Del Greco PAT)
Phx. • 3:12:27Ferrell 44-yard run (Del Greco PAT)
Wash. • 4:1:43FG Lohmiller 37
Wash. • 4:7:13Monk 12-yard pass from Rypien (Lohmiller PAT)
Wash. • 4:13:06Clark 23-yard pass from Rypien (Lohmiller PAT)
Phx. • 4:14:46Smith 17-yard pass from Hogeboom (Del Greco PAT)

Team Statistics

	Cardinals	Redskins
First Downs	19	17
Rushes-Yards	20-90	42-175
Net Passing Yards	291	333
Total Net Yards	381	508
Passing (A-C-I)	36-20-4	42-23-1
Sacks-Yards	1-5	0-0
Punting	5-41.0	5-40.0
Fumbles-Lost	0-0	0-0
Penalties	12-76	5-40
Time of Possession	22:27	37:33

Individual Statistics

Rushing

Cardinals... 7-53 (1 TD), Sikaheima 1-27

Redskins... Byner 14-100, Riggs 27-60

Passing

Cardinals... Hogeboom 20 of 35, 296, 3 TD, 3 int.

Redskins... Rypien 23 of 42, 333, 3 TD, 1 int.

Receiving

Cardinals... Smith 8-114 (3 TD), Holmes 3-63, Novacek 4-39,

Green 2-36

Redskins... Monk 8-102 (1 TD), Sanders 6-87, Clark 4-73 (1 TD), Byner 5-71 (1 TD)

6 Eagles 17, Cardinals 5

October 15
Sun Devil Stadium • 42,620

Six pass interceptions, two lost fumbles, and six quarterback sacks (minus 43 yards) were more than the injury-riddled Cards could overcome. Playing without quarterback **Gary Hogeboom** (sore right elbow) and wide receiver **Roy Green** (fractured left clavicle), Phoenix played an effective first half, leading 5-0 at intermission after holding the Eagles to 78 total yards. Philadelphia took command with touchdown marches of 72 and 75 yards on its first two second-half possessions. The Phoenix defense recorded a season-high three pass interceptions and limited the Eagle passing attack to 192 yards. But the Cardinal offense, under the direction of second-year quarterback **Tom Tupa** who was making his first career start in his first appearance of the season at quarterback and only the third of his career, sputtered. Four of his six interceptions came in the second half, three in Eagle territory. Five of the six turnovers occurred in Philadelphia territory. It was the first time the Cardinals' offense has been held without a touchdown in nearly two years.

Scoring Summary

	1	2	3	4	F
Eagles	0	0	14	3	17
Cardinals	0	5	0	0	5

Phx. • 2:02:05Wilson safety (Toney tackled in end zone)
Phx. • 2:13:07FG Del Greco 41
Phila. • 3:25:57Carter 2-yard pass from Cunningham (Zendejas PAT)
Phila. • 3:7:26Carter 40-yard pass from Cunningham (Zendejas PAT)
Phila. • 4:9:13FG Zendejas 42

Team Statistics

	Eagles	Cardinals
First Downs	18	20
Rushes-Yards	39-167	30-114
Net Passing Yards	186	223
Total Net Yards	353	337
Passing (A-C-I)	29-16-3	41-16-6
Sacks-Yards	1-6	6-43
Punting	5-43.4	6-42.5
Fumbles-Lost	1-1	3-2
Penalties	7-70	7-95
Time of Possession	28:04	31:56

Individual Statistics

Rushing

Eagles... Cunningham 7-70, Toney 19-52, Higgs 10-34

Cardinals... Ferrell 13-54, Tupa 4-30, Jordan 11-28

Passing

Eagles... Cunningham 16 of 29, 192, 2 TD, 3 int.

Cardinals... Tupa 16 of 41, 266, 6 int.

Receiving

Eagles... Carter 2-42 (2 TD), Garrity 2-31, Jackson 2-18

Cardinals... Jones 8-144, Smith 3-54, Ferrell 2-30

7 Cardinals 34, Falcons 20

October 22
Sun Devil Stadium • 33,894

The injury-depleted Cardinals snapped their four-game losing streak by tallying four rushing touchdowns for the first time since 1984 en route to a 34-20 victory. Phoenix put points on the scoreboard on its first two possessions for the first time in 1989 and three of the first four times it had the ball to take a commanding 21-3 lead, mounting drives of 74, 29, and 60 yards to tally three touchdowns by its fullbacks. Starter **Earl Ferrell** posted the first two from one and six yards, and his back-up, **Ron Wolley**, added the third from five yards out. Leading 21-6 at halftime, the Cardinals took a commanding 31-13 lead in the second half by sandwiching a season-long 50-yard **Al Del Greco** field goal and three-yard Ferrell touchdown run around Atlanta's first touchdown. Quarterback **Gary Hogeboom** guided a balanced, resourceful offense that tallied 299 yards (174 passing, 125 rushing). He completed 17 of 25 passes for 181 yards. His lone interception occurred on a play that Phoenix regained possession of the ball when guard **Lance Smith** recovered a fumble by Atlanta's Deion Sanders.

Scoring Summary

	1	2	3	4	F
Falcons	0	6	7	7	20
Cardinals	14	7	3	10	34

Phx.-1:8:43..... Ferrell 1-yard run (Del Greco PAT)
Phx.-1:13:46... Ferrell 6-yard run (Del Greco PAT)
Atl.-2:3:06..... FG McFadden 37
Phx.-2:13:12... Wolley 5-yard run (Del Greco PAT)
Atl.-2:14:43... FG McFadden 37
Phx.-3:6:29..... FG Del Greco 50
Atl.-3:13:33... Jones 14-yard run (McFadden PAT)
Phx.-4:2:29... Ferrell 3-yard run (Del Greco PAT)
Atl.-4:5:44..... Settle 16-yard pass from Miller
(McFadden PAT)
Phx.-4:9:34... FG Del Greco 22

Team Statistics

	Falcons	Cardinals
First Downs.....	22	21
Rushes-Yards.....	20-111	37-125
Net Passing Yards.....	240	174
Total Net Yards.....	351	299
Passing (A-C-I).....	44-24-0	25-17-1
Sacks-Yards.....	2-9	2-7
Punting.....	2-42.5	2-43.0
Fumbles-Lost.....	2-2	0-0
Penalties.....	3-30	2-36
Time of Possession.....	23:39	36:21

Individual Statistics

Rushing

Falcons..... Settle 14-87, Jones 5-22
Cardinals..... Jordan 12-49, Ferrell 15-46 (3 TD), Hogeboom 5-11, Smith 1-11

Passing

Falcons..... Miller 24 of 44, 249, 1 TD
Cardinals..... Hogeboom 17 of 25, 181, 1 int.

Receiving

Falcons..... Haynes 4-66, Jones 8-57, Settle 5-46 (1 TD)
Cardinals..... Smith 7-96, Awalt 3-35, Sikahema 1-23, Jones 2-10, Ferrell 2-9

8 Cardinals 19, Cowboys 10

October 29
Texas Stadium • 44,431

Phoenix rode a strong defensive performance and the accurate right leg of kicker **Al Del Greco** to a 19-10. Cardinal defenders limited the Cowboys to 45 net yards rushing, 309 total net yards, and won the turnover war three (two interceptions, one fumble recovery) to none, the first time in 1989 the Cards did not suffer a turnover. The only Phoenix touchdown was scored by free safety **Michael Zordich** on a 16-yard interception return late in the third quarter, staking the Cardinals to a 13-3 lead. Strong safety **Tim McDonald** made the other interception at the Phoenix 13 yard line on the first play of the fourth quarter, thwarting a Cowboy drive. Reserve cornerback **Marcus Turner** recovered a fumbled punt at the Dallas 31 yard line, setting the table for Del Greco's fourth and game-clinching 42-yard field goal with 1:28 remaining. Del Greco registered four field goals in as many tries from 40, 25, 31, and 42 yards to give Phoenix leads of 3-0, 6-0, 16-3, and 19-10, respectively. They ran his streak of consecutive three-pointers to nine.

Scoring Summary

	1	2	3	4	F
Cardinals	6	0	7	6	19
Cowboys	0	3	0	7	10

Phx.-1:3:37... FG Del Greco 40
Phx.-1:7:26... FG Del Greco 25
Dal.-2:14:41... FG Ruzek 37
Phx.-3:10:53... Zordich 16-yard interception return (Del Greco PAT)
Phx.-4:8:20... FG Del Greco 31
Dal.-4:10:33... Shepard 37-yard pass from Walsh (Ruzek PAT)
Phx.-4:13:37... FG Del Greco 42

Team Statistics

	Cardinals	Cowboys
First Downs.....	17	18
Rushes-Yards.....	44-158	15-45
Net Passing Yards.....	142	264
Total Net Yards.....	300	309
Passing (A-C-I).....	31-17-0	49-21-2
Sacks-Yards.....	4-22	0-0
Punting.....	8-43.2	6-42.3
Fumbles-Lost.....	0-0	1-1
Penalties.....	7-47	3-30
Time of Possession.....	39:25	20:35

Individual Statistics

Rushing

Cardinals..... Ferrell 18-71, Jordan 18-68
Cowboys..... Palmer 15-45

Passing

Cardinals..... Hogeboom 17 of 31, 164
Cowboys..... Walsh 21 of 49, 264, 1 TD, 2 int.

Receiving

Cardinals..... Smith 6-50, Jones 3-50, Awalt 3-18
Cowboys..... Shepard 4-92 (1 TD), Martin 7-78, Tautalausti 2-35, Dixon 3-33

(Continued on page 134)

(Game Summaries continued on page 133)

9 Giants 20, Cardinals 13

November 5

Sun Devil Stadium • 46,588

The Giants' defense limited Phoenix to 14 first downs and 186 total net yards and sacked Cardinal quarterback **Gary Hogeboom** seven times in the 1989 rematch. Unlike the 35-7 loss to New York at Giants Stadium on Sept. 24, the Cardinals were in contention throughout, including two late possessions following **Al Del Greco's** second field goal of the afternoon that narrowed the Giants' advantage to 20-13 with 5:43 to play. The Giants never were headed after driving the opening kickoff 71 yards. Quarterback Jeff Hostetler, substituting for injured incumbent Phil Simms, scampered the final 19 yards for the touchdown, the first of two rushing six-pointers he tallied. Trailing 14-3 at halftime, the Cardinals drove 60 yards in seven plays following the second half kickoff to cut New York's lead to 14-10. But New York's defense, and another rash of Cardinal injuries, limited Phoenix the rest of the way. Cardinal safety **Tim McDonald** became the first Phoenix player to intercept two passes in a 1989 game.

Scoring Summary

	1	2	3	4	F
Giants	7	7	6	0	20
Cardinals	3	0	7	3	13

NY-1:5:29Hostetler 19-yard run (Allegre PAT)
 Phx.-1:11:56FG Del Greco 37
 NY-2:0:54Baker 35-yard pass from Hostetler (Allegre PAT)
 Phx.-3:2:53Hogeboom 5-yard run (Del Greco PAT)
 NY-3:0:05Hostetler 3-yard rush (PAT failed)
 Phx.-4:9:17FG Del Greco 46

Team Statistics

	Giants	Cardinals
First Downs	22	14
Rushes-Yards	48-210	17-75
Net Passing Yards	174	111
Total Net Yards	384	186
Passing (A-C-I)	24-12-2	31-13-1
Sacks-Yards	1-3	6-46
Punting	5-41.8	6-46.3
Fumbles-Lost	0-0	1-0
Penalties	8-86	5-37
Time of Possession	38:10	21:50

Individual Statistics

Rushing

GiantsAnderson 27-89, Hostetler 5-47 (2 TD), Tillman 11-45, Megett 4-22
 CardinalsSikahema 8-42, Jones 1-18

Passing

GiantsHostetler 12 of 24, 177, 1 TD, 2 int.
 CardinalsHogeboom 13 of 31, 157, 1 int.

Receiving

GiantsTurner 5-45, Manuel 2-36, Baker 1-35, (1 TD), Anderson 2-29
 CardinalsJones 3-42, Sikahema 2-34, Holmes 2-26, Novacek 2-24, Smith 2-19

10 Cardinals 24, Cowboys 20

November 12

Sun Devil Stadium • 49,657

The Cards swept their first season series against Dallas since 1970 with a palpitating 24-20 win. The dramatic ending featured three lead changes in the final 6:25. Trailing 13-7 at halftime with only 111 total yards and no offensive points, **Tom Tupa** replaced **Gary Hogeboom** at quarterback in the second half and led the comeback by completing 14 of 22 passes for 245 yards and two clutch touchdowns. The fireworks began with Dallas clinging to a 13-10 lead early in the fourth quarter. On third-and-10 from the Dallas 38 yard line, Tupa found wide receiver **Ernie Jones** in the end zone for a touchdown that staked Phoenix to a 17-13 lead with 6:25 to play. Dallas quarterback Troy Aikman retaliated by finding James Dixon for a 75-yard touchdown that gave the Cowboys a 20-17 lead with 1:43 left. Tupa answered three plays into the ensuing Phoenix possession with a 72-yard touchdown to Jones.

Scoring Summary

	1	2	3	4	F
Cowboys	3	10	0	7	20
Cardinals	0	7	0	17	24

Dal.-1:13:08FG Zendejas 32
 Dal.-2:6:25FG Zendejas 29
 Phx.-2:10:55McDonald 53-yard interception return (Del Greco PAT)
 Dal.-3:14:35Martin 5-yard pass from Aikman (Zendejas PAT)
 Phx.-4:5:46FG Del Greco 45
 Phx.-4:8:35Jones 38-yard pass from Tupa (Del Greco PAT)
 Dal.-4:13:17Dixon 75-yard pass from Aikman (Zendejas PAT)
 Phx.-4:14:02Jones 72-yard pass from Tupa (Del Greco PAT)

Team Statistics

	Cowboys	Cardinals
First Downs	21	15
Rushes-Yards	25-77	24-69
Net Passing Yards	367	316
Total Net Yards	444	385
Passing (A-C-I)	40-21-2	35-21-0
Sacks-Yards	1-12	3-20
Punting	6-42.5	6-42.3
Fumbles-Lost	2-2	0-0
Penalties	4-35	8-50
Time of Possession	32:15	27:45

Individual Statistics

Rushing

CowboysPalmer 22-66
 CardinalsFerrell 13-44, Tupa 5-14

Passing

CowboysAikman 21 of 40, 379, 2 TD, 2 int.
 CardinalsHogeboom 7 of 13, 91, Tupa 14 of 22, 245, 2 TD

Receiving

CowboysDixon 6-203 (1 TD), Shepard 4-76, Martin 5-62 (1 TD)
 CardinalsJones 3-139 (2 TD), Awall 6-105, Green 4-39, Ferrell 3-26, Sikahema 4-22

11

Rams 37, Cardinals 14

November 19

Anaheim Stadium • 53,176

The Cardinals suffered a one-sided 37-14 loss to the Rams at Anaheim Stadium in an afternoon that began ominously when Ram strong safety Michael Stewart intercepted a pass from Card quarterback Gary Hogeboom on the game's third play from scrimmage and returned it 41 yards for a touchdown. The Rams never looked back, increasing their lead to 24-0 by halftime and 27-0 in the third quarter before Phoenix dented the scoreboard on a 77-yard touchdown pass from relief quarterback Tom Tupa to wide receiver Don Holmes. It was Holmes' first career touchdown and the Cardinals' longest pass play of the season. The contest marked the NFL debut of rookie Cardinal quarterback Timm Rosenbach. He guided the last three Phoenix possessions of the afternoon, driving the Cards 51 yards on 10 plays for their second and final touchdown of the day on a one-yard plunge by running back Tony Jordan. Running back Vai Sikahema made his first career start.

Scoring Summary

	1	2	3	4	F
Cardinals	0	0	7	7	14
Rams	14	10	3	10	37
LA-1:14.6.....Stewart 41-yard interception return (Lansford PAT)					
LA-1:10.19.....Ellard 49-yard pass from Everett (Lansford PAT)					
LA-2:23.7.....Delpino 32-yard run (Lansford PAT)					
LA-2:14.10.....FG Lansford 27					
LA-3:8.46.....FG Lansford 23					
Phx-3:10.17.....Holmes 77-yard pass from Tupa (Del Greco PAT)					
LA-4:0.04.....FG Lansford 40					
LA-4:5.11.....Ellard 42-yard pass from Everett (Lansford PAT)					
Phx-4:11.42.....Jordan 1-yard run (Del Greco PAT)					

Team Statistics

	Cardinals	Rams
First Downs.....	13	16
Rushes-Yards.....	21-76	35-135
Net Passing Yards.....	216	301
Total Net Yards.....	351	299
Passing (A-C-I).....	36-20-4	24-15-0
Sacks-Yards.....	5-27	1-7
Punting.....	7-48.4	5-42.8
Fumbles-Lost.....	2-0	1-1
Penalties.....	8-60	11-75
Time of Possession.....	29:34	30:26

Individual Statistics

Rushing	
Cardinals.....	Jordan 7-18 (1 TD), Rosenbach 4-18, Sikahema 3-14, Ferrell 4-12, Tupa 2-11
Rams.....	Delpino 11-68 (1 TD), Bell 11-32, Gary 6-16, McGee 2-11
Passing	
Cardinals.....	Hogeboom 6 of 10, 48, 2 int.; Tupa 7 of 12, 114, 1 TD, 1 int.; Rosenbach 7 of 14, 81, 1 int.
Rams.....	Everett 15 of 24, 308, 2 TD
Receiving	
Cardinals.....	Holmes 1-77 (1 TD), Jones 4-72, Green 4-38, Sikahema 5-37, McConkey 1-10
Rams.....	Ellard 5-163 (2 TD), Anderson 2-48, Delpino 3-46, R. Brown 2-33

12

Buccaneers 14, Cardinals 13

November 26

Sun Devil Stadium • 33,297

Kicker Al Del Greco's bid for his third field goal of the game sailed just left with one second remaining as Tampa Bay bettered Phoenix to spoil Hank Kuhlmann's debut as the Cardinals' interim head coach. It was a day for "could have beens" for the Cardinals. They held a 10-7 lead just before halftime on a 21-yard Del Greco field goal and extended the advantage to 13-7 late in the third quarter on another three-pointer by Del Greco, this time from 28 yards. With less than a minute remaining, Buc quarterback Vlnnie Testaverde found wide receiver Mark Carrier in the end zone for the game-winning five-yard touchdown pass. Punter Rich Camarillo enjoyed another outstanding day, bettering his NFC-leading 43.9-yard average with a 44-yard mean on six kicks, including a season-long of 58 yards and four punts inside the Tampa Bay 20 yard line. Quarterback Tom Tupa made his second career start. The Cardinal defense registered a season-high five quarterback sacks.

Scoring Summary

	1	2	3	4	F
Buccaneers	0	7	0	7	14
Cardinals	0	10	3	0	13
TB-2:8.59.....Hill 5-yard pass from Testaverde (Igwebuike PAT)					
Phx-2:13.51.....Sikahema's 1-yard run (Del Greco PAT)					
Phx-3:14.42.....FG Del Greco 21					
Phx-3:12.31.....FG Del Greco 28					
TB-4:14.47.....Carrier 5-yard pass from Testaverde (Igwebuike PAT)					

Team Statistics

	Buccaneers	Cardinals
First Downs.....	23	12
Rushes-Yards.....	35-121	22-43
Net Passing Yards.....	139	194
Total Net Yards.....	260	237
Passing (A-C-I).....	42-19-1	38-17-0
Sacks-Yards.....	5-61	2-13
Punting.....	8-36.1	6-44.0
Fumbles-Lost.....	1-1	2-2
Penalties.....	7-64	8-65
Time of Possession.....	38:05	21:55

Individual Statistics

Rushing	
Buccaneers.....	Howard 21-83, Tate 6-15, Stamps 5-12, Testaverde 3-11
Cardinals.....	Tupa 3-22, Ferrell 10-14
Passing	
Buccaneers.....	Testaverde 19 of 42, 200, 2 TD, 1 int.
Cardinals.....	Tupa 17 of 38, 207
Receiving	
Buccaneers.....	Carrier 8-90 (1 TD), Hill 6-64 (1 TD), Howard 2-20, Mitchell 1-11, Drewrey 1-10
Cardinals.....	Green 4-62, Jones 3-50, Novacek 4-33, Awalt 2-26, Holmes 2-26

(Continued on page 136)

(Game Summaries continued from page 135)

13 Redskins 29, Cardinals 10 December 3 Sun Devil Stadium • 38,870

Phoenix suffered its second loss in as many outings under interim Head Coach **Hank Kuhlmann**, a 29-10 decision to Washington at Sun Devil Stadium, giving the Redskins a two-game sweep of the season series. Knotted 10-10 at halftime, the Redskins regained the lead by opening the second half with a 61-yard, 11-play drive, culminated by a one-yard plunge by running back Gerald Riggs for the touchdown. They took firm control of the contest on the Cardinals' ensuing possession when rookie Washington cornerback A.J. Johnson intercepted a pass by Card quarterback **Tom Tupa** and returned it 59 yards for a touchdown. The Cardinals offense sputtered again under the direction of two quarterbacks—starter **Gary Hogeboom**, who was forced to the sideline after dislocating the index finger on his throwing hand in the second quarter, and Tupa.

Scoring Summary

	1	2	3	4	F
Redskins	3	7	14	5	29
Cardinals	0	10	0	0	10

Wash.-1:9-26.....FG Lohmiller 29
Wash.-2:3-31.....Byner 1-yard run (Lohmiller PAT)
Phx.-2:7-57.....FG Del Greco 27
Phx.-2:13-36.....Ferrell 1-yard run (Del Greco PAT)
Wash.-3:6-07.....Riggs 1-yard run (Lohmiller PAT)
Wash.-3:9-33.....Johnson 59-yard interception return (Lohmiller PAT)
Wash.-4:13-22.....FG Lohmiller 23
Wash.-4:14-07.....Safety (Tupa intentionally grounds ball in end zone)

Team Statistics

	Redskins	Cardinals
First Downs	23	15
Rushes-Yards	37-135	16-29
Net Passing Yards	168	234
Total Net Yards	303	263
Passing (A-C-I)	28-18-1	32-18-3
Sacks-Yards	1-7	2-21
Punting	3-48.7	2-45.0
Fumbles-Lost	1-0	0-0
Penalties	7-61	10-79
Time of Possession	33:31	26:29

Individual Statistics

Rushing

Redskins.....Byner 20-86 (1 TD), Riggs 12-39 (1 TD), Morris 4-13
Cardinals.....Ferrell 8-14 (1 TD), Baker 4-12

Passing

Redskins.....Rypien 16 of 22, 153; Williams 2 of 5, 22, 1 int.; Byner 0 of 1
Cardinals.....Hogeboom 8 of 11, 131, 1 int., Tupa 10 of 20, 124, 2 int.; Sikahema 0 of 1

Receiving

Redskins.....Byner 4-54, Monk 6-45, Sanders 3-38, Clark 3-25, Riggs 1-11
Cardinals.....Green 8-116, Jones 4-78, Holmes 2-22, Sikahema 2-22

14 Raiders 16, Cardinals 14 December 10 Memorial Coliseum • 41,785

Phoenix fell for the fourth consecutive week and for the third time in as many outings under interim Head Coach **Hank Kuhlmann**. The defense posted its strongest effort of the season, holding the Raiders without a touchdown until L.A.'s final possession. Raider quarterback Steve Beuerlein completed only 13 of 30 passes (43 percent) and was sacked four times (minus 25 yards). The Cards forced two fumbles, recovering one (middle linebacker **Eric Hill**). Five Beuerlein passes were deflected. Six L.A. drives ended in field goal attempts (three successful). And a goal-line stand nearly kept the Raiders' only touchdown out of the end zone in the final minute. Trailing 14-9 with less than 10 minutes remaining, the Raiders covered 46 yards on 13 plays to score their winning touchdown but only after running seven plays inside the Phoenix 10 yard line. Cardinals quarterback **Tom Tupa** made his NFL punting debut in relief of injured regular **Rich Camarillo**. The Phoenix rushing attack cracked the 100-yard plateau for the first time in six games.

Scoring Summary

	1	2	3	4	F
Cardinals	0	7	0	7	14
Raiders	0	6	3	7	16

LA-1:2-37.....FG Jaeger 25
Phx.-2:12-44.....Jones 35-yard pass from Hogeboom (Del Greco PAT)
LA-2:14-39.....FG Jaeger 30
LA-3:8-36.....FG Jaeger 48
Phx.-4:9-50.....Novacek 2-yard pass from Hogeboom (Del Greco PAT)
LA-4:14-20.....Allen 1-yard run (Jaeger PAT)

Team Statistics

	Cardinals	Raiders
First Downs	18	19
Rushes-Yards	30-122	34-154
Net Passing Yards	126	230
Total Net Yards	248	384
Passing (A-C-I)	24-12-0	30-13-0
Sacks-Yards	5-34	4-25
Punting	6-46.7	3-39.7
Fumbles-Lost	3-2	2-1
Penalties	7-38	7-56
Time of Possession	31:04	28:56

Individual Statistics

Rushing

Cardinals.....Ferrell 15-57, Hogeboom 4-33, Sikahema 7-26
Raiders.....Jackson 22-114, Smith 8-30, Allan 4-10

Passing

Cardinals.....Hogeboom 12 of 24, 160, 2 TD
Raiders.....Beuerlein 13 of 30, 255

Receiving

Cardinals.....Jones 4-97 (1 TD), Ferrell 2-20, Novacek 2-13 (1 TD), Awalt 2-12
Raiders.....Fernandez 5-119, Dyal 5-71, Gault 2-56

15

Broncos 37, Cardinals 0
December 16
Sun Devil Stadium • 56,071

Phoenix suffered its first shutout since 1985, dropping a nationally-televised decision to the eventual AFC champion Denver Broncos. Rookie quarterback **Timm Rosenbach's** first career start lasted six possessions. Neither he nor second-quarter replacement **Gary Hogeboom** could move a Phoenix offense that mustered only seven first downs and gained just 101 total yards (79 passing, 22 rushing), fourth-lowest total in franchise history and the lowest output since posting only 49 yards at Philadelphia on Dec. 4, 1955. Denver methodically built an insurmountable lead by scoring in every quarter, beginning with a defensive tally when Bronco linebacker Karl Mecklenburg returned a fumbled center snap 23 yards for his first career touchdown. The Cardinals had only three possessions in the second half and crossed midfield on offense just twice. Cardinal highlights came from the defense. Outside linebacker **Ken Harvey** made 15 solo tackles, including one sack. Cornerback **Cedric Mack** intercepted two John Elway passes, Mack's third and fourth thefts of the season.

Scoring Summary

	1	2	3	4	F
Broncos	7	13	14	3	37
Cardinals	0	0	0	0	0
Den.-1:11:47...Mecklenburg 23-yard rumble return (Treadwell PAT)					
Den.-2:1:43.....FG Treadwell 38					
Den.-2:9:16.....Sewell 14-yard pass from Elway (Treadwell PAT)					
Den.-2:14:17.....FG Treadwell 33					
Den.-3:8:46.....Bratton 17-yard pass from Humphrey (Treadwell PAT)					
Den.-3:11:20....Kay 20-yard pass from Elway (Treadwell PAT)					
Den.-4:6:42.....FG Treadwell 35					

Team Statistics

	Broncos	Cardinals
First Downs.....	28	7
Rushes-Yards.....	47-204	12-22
Net Passing Yards.....	271	79
Total Net Yards.....	475	101
Passing (A-C-I).....	34-25-2	31-15-1
Sacks-Yards.....	2-14	6-41
Punting.....	2-39.0	8-41.5
Fumbles-Lost.....	3-0	2-2
Penalties.....	7-54	3-30
Time of Possession.....	40:31	19:29

Individual Statistics

Rushing

Broncos....Humphrey 23-128, Winder 13-46, Bratton 4-17
 Cardinals...Ferrell 3-9, Rosenbach 2-8

Passing

Broncos....Elway 20 of 29, 247, 2 TD, 2 Int.; Kubiak 4 of 4, 21; Humphrey 1 of 1, 17, 1 TD
 Cardinals...Rosenbach 2 of 8, 14; Hogeboom 12 of 22, 106, 1 Int.; Camarillo 1 of 1

Receiving

Broncos....Kay 4-64 (1 TD), Johnson 9-52, Nattiel 1-43, Young 2-40, Jackson 3-35, Sewell 3-23 (1 TD), Bratton 2-22 (1 TD)
 Cardinals...Green 3-38, Novacek 2-26, Awalt 4-21, Sikahema 3-18

16

Eagles 31, Cardinals 14
December 24
Veterans Stadium • 43,287

The Cardinals closed a disappointing 5-11 season with their fifth consecutive loss, a 31-14 verdict on a cold Christmas Eve at Philadelphia. The Cards drove 42 yards on their first possession to take a 7-0 lead, a drive culminated by a six-yard touchdown pass from quarterback **Gary Hogeboom** to wide receiver **Roy Green**. Green's milestone grab was his 61st career touchdown reception, breaking **Sonny Randle's** franchise record of 60. The playoff-bound Eagles took command with three unanswered first-half touchdowns. Hogeboom and Green responded with another touchdown connection from 36 yards to cut Philadelphia's halftime advantage to 21-14. A stifling Eagle defense held Phoenix scoreless in the second half, limiting the Cards to 128 total yards (29 rushing, 99 passing) while the Philadelphia offense registered 10 insurance points. The ball-controlling Eagle rushing attack gained 267 of the team's 432 yards of total offense. Card punter **Rich Camarillo** closed the season with a league-leading 43.3-yard average.

Scoring Summary

	1	2	3	4	F
Cardinals	7	7	0	0	14
Eagles	7	14	3	7	31
Phx.-1:7:08....Green 6-yard pass from Hogeboom (Del Greco PAT)					
Phila.-1:12:07...Cunningham 14-yard run (Ruzek PAT)					
Phila.-2:7:48....Carter 22-yard pass from Ruzek (Ruzek PAT)					
Phila.-2:14:18...Drummond 4-yard pass from Cunningham (Ruzek PAT)					
Phx.-2:14:51....Green 36-yard pass from Hogeboom (Del Greco PAT)					
Phila.-3:11:07....FG Ruzek 39					
Phila.-4:9:51....Sherman 7-yard run (Ruzek PAT)					

Team Statistics

	Cardinals	Eagles
First Downs.....	14	26
Rushes-Yards.....	20-68	46-267
Net Passing Yards.....	197	165
Total Net Yards.....	265	432
Passing (A-C-I).....	29-13-2	37-20-1
Sacks-Yards.....	4-32	2-19
Punting.....	6-39.8	4-37.3
Fumbles-Lost.....	2-1	0-0
Penalties.....	4-20	4-35
Time of Possession.....	23:41	36:19

Individual Statistics

Rushing

Cardinals...Ferrell 16-55, Sikahema 4-13
 Eagles....Toney 17-82, Sherman 9-66 (1 TD), Cunningham 8-41 (1 TD), Reichenbach 1-30, Drummond 7-27, Higgs 3-18

Passing

Cardinals...Hogeboom 12 of 28, 212, 2 TD, 2 Int.; Tupa 1 of 1, 17
 Eagles....Cunningham 19 of 36, 162, 1 TD, 1 Int.; Ruzek 1 of 1, 22, 1 TD

Receiving

Cardinals...Jones 5-76, Green 3-63 (2 TD), Sikahema 2-35, Novacek 1-30, Ferrell 1-17
 Eagles....Toney 5-48, Drummond 5-41, Carter 3-51, Byars 3-17.

Final Statistics

Won 5, Lost 11

Sept. 10	W	16-13	At Detroit	36,735
Sept. 17	W	34-24	At Seattle	60,444
Sept. 24	L	7-35	At N.Y. Giants	75,742
Oct. 1	L	13-24	San Diego	44,201
Oct. 8	L	28-30	At Washington	53,335
Oct. 15	L	5-17	Philadelphia	42,620
Oct. 22	W	34-20	Atlanta	33,894
Oct. 29	W	19-10	At Dallas	44,431
Nov. 5	L	13-20	N.Y. Giants	46,588
Nov. 12	W	24-20	Dallas	49,657
Nov. 19	L	14-37	At L.A. Rams	53,176
Nov. 26	L	13-14	Tampa Bay	33,297
Dec. 3	L	10-29	Washington	38,870
Dec. 10	L	14-16	At L.A. Raiders	41,785
Dec. 16	L	0-37	Denver	56,071
Dec. 24	L	14-31	At Philadelphia	43,287

Team Statistics

	Cardinals	Opponents
Total First Downs	263	329
Rushing	83	113
Passing	157	185
Penalty	22	31
3rd Down: Made/Att.	87/220	104/238
3rd Down Pct.	39.5	43.7
4th Down: Made/Att.	4/14	9/11
4th Down Pct.	28.6	81.8
Possession Average	28:27	31:33
Total Net Yards	4,641	5,877
Average Per Game	290.1	367.3
Total Plays	986	1,100
Average Per Play	4.7	5.3
Net Yards Rushing	1,361	2,302
Average Per Game	85.1	143.9
Total Rushes	407	539
Net Yards Passing	3,280	3,575
Average Per Game	205.0	223.4
Tackled/Yards Lost	56/379	30/219
Gross Yards	3,659	3,794
Att./Completions	523/279	531/286
Completion Pct.	53.3	53.9
Had Intercepted	30	16
Punts/Average	82/43.6	76/41.5
Net Punting Average	37.6	33.8
Penalties/Yards	113/856	106/916
Fumbles/Ball Lost	24/14	18/11
Touchdowns	29	41
Rushing	10	12
Passing	17	24
Returns	2	5

Score By Periods

	1	2	3	4	OT	Total
Cardinals	43	76	51	88	0	258
Opponents	68	99	90	120	0	377

Scoring

	TD	Run	Pass	Ret.	PAT	FG	S	Total
Del Greco	0	0	0	28/29	18/26	0	82	
Green	0	7	0	0/0	0/0	0	42	
Ferrell	6	0	0	0/0	0/0	0	36	
Smith, J.T.	0	5	0	0/0	0/0	0	30	
Jones	0	3	0	0/0	0/0	0	18	
Jordan	2	0	0	0/0	0/0	0	12	
Hogeboom	1	0	0	0/0	0/0	0	6	
Holmes	0	1	0	0/0	0/0	0	6	
McDonald	0	0	1	0/0	0/0	0	6	
Novacek	0	1	0	0/0	0/0	0	6	
Woffley	1	0	0	0/0	0/0	0	6	
Zordich	0	0	1	0/0	0/0	0	6	
Wilson	0	0	0	0/0	0/0	1	2	
Cardinals	10	17	2	28/29	18/26	1	258	
Opponents	12	24	5	40/41	29/40	2	377	

Quarterback Sacks

Individuals.....Harvey 7.0, Galloway 5.5, Nunn 5.0,
Saddler 3.5, Bell 2.0, Clasby 2.0, Hill 1.0,
Mack 1.0, Wahler 1.0, Wilson 1.0,
Zordich 1.0

Cardinals.....30.0
Opponents.....56.0

Rushing

Player	No.	Yards	Avg.	Long	TD
Ferrell	149	502	3.4	441	6
Jordan	83	211	2.5	15	2
Mitchell, S.	43	165	3.8	14	0
Sikahema	38	145	3.8	27	0
Hogeboom	27	89	3.3	15	1
Tupa	15	75	5.0	13	0
Clark	10	42	4.2	9	0
Woffley	13	36	2.8	5t	1
Baker	20	31	1.6	6	0
Rosenbach	6	26	4.3	8	0
Smith, J.T.	2	21	10.5	11	0
Jones	1	18	18.0	18	0
Cardinals	407	1,361	3.3	441	10
Opponents	539	2,302	4.3	51	12

Receiving

Player	No.	Yards	Avg.	Long	TD
Smith, J.T.	62	778	12.5	51	5
Jones	45	838	18.6	72t	3
Green	44	703	16.0	59t	7
Awat	33	360	10.9	28	0
Sikahema	23	245	10.7	37	0
Novacek	23	225	9.8	30	1
Ferrell	18	122	6.8	25	0
Holmes	13	271	20.8	77t	1
Jordan	5	20	3.3	6	0
Woffley	5	38	7.6	22	0
Baker	2	18	9.0	9	0
McConkey	2	18	9.0	10	0
Mitchell, S.	1	10	10.0	10	0
Usher	1	8	8.0	8	0
Reeves	1	5	5.0	5	0
Cardinals	279	3,659	13.1	77t	17
Opponents	286	3,794	13.3	75t	24

Interceptions

Player	No.	Yards	Avg.	Long	TD
McDonald	7	170	24.3	53t	1
Mack	4	15	3.8	9	0
Downs	1	37	37.0	37	0
Young	1	32	32.0	32	0
Zordich	1	16	16.0	16t	1
Wahler	1	5	5.0	5	0
Burton (Dallas-PHX.)	1	0	0.0	0	0
Carter	1	0	0.0	0	0
Cardinals	16	275	17.2	53t	2
Opponents	30	327	10.9	59t	3

Kickoff Returns

Player	Ret.	Yards	Avg.	Long	TD
Sikahema	43	874	20.3	52	0
Usher (S.D.-Phx.)	27	506	18.7	33	0
Usher (Phx.)	17	347	20.4	33	0
Baker	11	245	22.3	33	0
Jones	7	124	17.7	27	0
McConkey	2	40	20.0	21	0
Carr	1	15	15.0	15	0
Clark	1	0	0.0	0	0
Reeves	1	5	5.0	5	0
Cardinals	83	1,650	19.9	52	0
Opponents	57	1,193	20.9	49	0

Punting

Player	No.	Yards	Avg.	Net	TB	In 20	Long	Blk.
Tupa	6	280	46.7	39.8	0	2	51	0
Camarillo	76	3,298	43.4	37.5	6	21	58	0
Cardinals	82	3,578	43.6	37.6	6	23	58	0
Opponents	76	3,155	41.5	33.8	6	22	64	1

Field Goals

Player	1-19	20-29	30-39	40-49	50+	Totals
Del Greco	0/0	7/7	5/6	5/11	1/2	18/26
Cardinals	0/0	7/7	5/6	5/11	1/2	18/26
Opponents	0/0	9/9	17/19	3/11	0/1	29/40
Del Greco.....	(29G, 23G, 33G) () (47N) (36G, 33G) () (41G) (50G, 22G) (40G, 25G, 31G, 42G) (37G, 42N, 46G) (44N, 41N, 45G) () (21G, 28G, 47N) (50N, 27G) () () (39N, 45N)					
Opponents....	(30G, 23G) (48N, 39G) (50N, 22G, 38G, 32G, 32G) (37G) (22G, 32G, 42N, 37G) (40N, 42G) (43N, 37G, 37G) (31N, 37G) (47N) (32G, 29G) (27G, 23G, 40G) () (29G, 23G) (42N, 49N, 25G, 30G, 42N, 48G) (38G, 33G, 35G) (34N, 39G)					

Punt Returns

Player	Ret.	FC	Yards	Avg.	Long	TD
Sikahema	37	13	433	11.7	53	0
Usher (S.D.-Phx.)	4	0	25	6.3	11	0
Usher (Phx.)	1	0	10	10.0	10	0
Jones	1	0	13	13.0	13	0
McConkey	1	0	13	13.0	13	0
Cardinals	40	13	469	11.7	53	0
Opponents	46	18	371	8.1	20	0

Passing

Player	Att.	Comp.	Yds.	Comp. %	Yds./Att.	TD	TD %	Int.	Int. %	Long	Sack/Lost	Rating
Hogeboom	364	204	2,591	56.0	7.12	14	3.8	19	5.2	59t	40/266	69.5
Tupa	134	65	973	48.5	7.26	3	2.2	9	6.7	77t	14/94	52.2
Rosenbach	22	9	95	40.9	4.32	0	0.0	1	4.5	24	2/19	35.2
Await	1	0	0	0.0	0.00	0	0.0	1	100.0	0	0/0	0.0
Camarillo	1	1	0	100.0	0.00	0	0.0	0	0.0	0	0/0	79.2
Sikahema	1	0	0	0.0	0.00	0	0.0	0	0.0	0	0/0	39.6
Cardinals	523	279	3,659	53.3	7.00	17	3.3	30	5.7	77t	56/379	62.6
Opponents	531	286	3,794	53.9	7.15	24	4.5	16	3.0	75t	30/219	79.2

Final Defensive Statistics

Name	Pos.	G/GS	Tackles			QB Sacks/ Yards	Passes Defensed	Fumbles		Forced Fumbles
			Solo	Assists	Total			Int.	Rec.	
McDonald	SS	16/16	102	22	124	-	10	7	-	-
Harvey	RLB	16/16	102	19	121	7/56	2	-	-	1
Hill	MLB	15/14	69	17	86	1/11	2	-	1	1
Bell	LLB	16/15	64	21	85	2/12	8	-	-	2
Carter	RCB	15/15	57	9	66	-	11	1	-	1
Zordich	FS	16/6	45	14	59	1/6	4	1	-	-
Mack	LCB	16/16	52	4	56	1/9	14	4	-	-
Young	FS	10/9	40	7	47	-	5	1	1	1
Nunn	DE	12/12	36	7	43	5/38	2	-	1	-
Saddler	DT	15/15	35	7	42	3.5/26.5	1	-	-	1
Wahler	DT	13/11	34	4	38	1/10	4	1	1	-
Galloway	DE	12/11	28	8	36	5.5/33.5	-	-	-	-
Wilson	DE	16/6	20	6	25	1/8	1	-	-	-
Taylor	CB	15/2	22	1	23	-	8	-	1	1
Jarostchuk	MLB	16/1	19	2	21	-	-	-	-	-
Clasby	DT	4/4	9	1	10	2/9	-	-	-	-
Hadd	DT	10/4	8	2	10	-	-	-	-	-
Turner	CB	13/0	9	0	9	-	2	-	-	1
Jax	OLB	16/0	6	1	7	-	-	-	-	-
Knight	DT	7/1	6	1	7	-	-	-	1	-
Burton	LB	10/0	1	0	1	-	-	-	-	-

Special Teams Statistics (solo-assist-total)

Jax (13-17-30), Zordich (7-11-18), Clark (6-12-18), Holmes (4-13-17), Jarostchuk (6-9-15), Burton (5-7-12), Woffley (4-8-12), Hill (5-5-10), Kirk (3-6-9), Turner (4-4-8), Camarillo (1-7-8), Novacek (2-5-7), Harvey (4-2-6), Bell (4-2-6), Taylor (3-3-6), Carter (2-3-5), Jones (3-0-3), Guidry (2-1-3), Adams (2-1-3), Carr (1-2-3), Del Greco (2-1-3), R. Mitchell (0-2-2), Kauahi (0-2-2), Reeves (0-2-2), Wilson (0-1-1), McDonald (0-1-1), Downs (1-0-1), Baker (1-0-1), McConkey (1-0-1), Buczkowski (1-0-1), Hadd (0-1-1).

Other Statistics

Novacek—fumble recovery; Hill—forced fumble; Turner—on-sides kick recovery and fumble recovery; Reeves—fumble recovery; Woffley—blocked punt.

Game-By-Game Team Statistics

Offense

Date	Opponent	First Downs			Total Offense		Rushing		Passing			Penalty		Fumbles		Punts	
		Total	R	P	Total	Plays	Total	Att.	Net	GRO	Sacks	#-Yd	#-L	#-Avg.	#-Avg.		
Sept. 10	At Detroit	19	5	12	329	60	65	25	35	21	1	264	0/0	4-40.8	0-0	4-40.8	
Sept. 17	At Seattle	25	11	13	469	66	171	42	24	18	4	298	298	0/0	13-90	3-2	1-46.0
Sept. 24	At N.Y. Giants	16	4	11	248	62	65	25	32	19	4	183	222	5/39	7-54	3-1	4-46.3
Oct. 1	San Diego	17	6	9	301	69	69	22	43	22	4	292	261	4/29	3-12	3-2	5-43.0
Oct. 8	At Washington	19	4	13	381	57	90	20	36	20	4	291	296	1/5	12-76	0-0	5-41.0
Oct. 15	Philadelphia	20	7	11	337	77	114	30	41	16	6	223	266	6/43	9-100	3-2	6-42.0
Oct. 22	Atlanta	21	10	10	299	64	125	37	25	17	1	174	181	2/7	2-36	0-0	2-43.5
Oct. 29	At Dallas	17	7	10	300	79	158	44	31	17	0	142	164	4/22	7-47	0-0	8-46.2
Nov. 5	N.Y. Giants	14	5	4	186	55	75	17	31	13	0	111	157	7/46	5-37	1-0	6-43.3
Nov. 12	Dallas	15	1	14	385	62	69	24	35	21	0	316	336	3/20	8-60	0-0	6-42.3
Nov. 19	At L.A. Rams	13	6	7	292	62	76	21	36	20	4	214	243	5/27	8-50	2-0	7-48.4
Nov. 26	Tampa Bay	12	2	8	237	62	43	22	38	17	0	194	207	2/13	8-55	2-2	6-45.0
Dec. 3	Washington	15	2	12	263	50	29	16	32	18	3	234	255	2/21	10-79	0-0	6-45.0
Dec. 10	At L.A. Raiders	17	5	7	248	59	122	30	24	12	0	126	160	5/34	7-38	9-2	6-46.7
Dec. 16	Denver	19	1	15	261	49	22	12	31	15	1	179	120	6/41	3-30	2-2	9-41.5
Dec. 24	At Philadelphia	14	3	10	265	53	68	20	23	13	2	197	223	4/32	4-20	2-1	6-39.6
Totals		263	83	157	4,641	986	1,361	407	523	279	30	3,280	3,659	56,379	113-856	24-14	82-43.6

Defense

Date	Opponent	First Downs			Total Offense		Rushing		Passing			Penalty		Fumbles		Punts		
		Total	R	P	Total	Plays	Total	Att.	Net	GRO	Sacks	#-Yd	#-L	#-Avg.	#-Avg.			
Sept. 10	At Detroit	13	7	5	249	43	159	27	43	25	0	99	116	2/17	10-87	1-1	5-49.1	
Sept. 17	At Seattle	23	6	15	346	66	179	50	43	25	0	269	279	3/10	7-64	2-0	4-39.5	
Sept. 24	At N.Y. Giants	16	5	7	366	61	162	36	22	12	0	204	210	1/6	6-48	1-1	4-46.3	
Oct. 1	San Diego	13	5	7	268	56	103	31	23	15	0	165	188	4/23	8-66	0-0	9-41.0	
Oct. 8	At Washington	28	10	17	508	84	175	42	42	23	1	333	333	0/0	5-40	0-0	5-40.0	
Oct. 15	Philadelphia	18	5	9	353	69	167	39	29	16	3	186	192	1/6	7-70	1-1	5-43.4	
Oct. 22	Atlanta	22	8	13	351	66	111	20	44	24	0	240	249	2/9	3-30	2-2	2-42.5	
Oct. 29	At Dallas	18	3	13	309	64	45	15	49	21	2	264	264	0/0	3-30	1-1	6-42.3	
Nov. 5	N.Y. Giants	22	11	10	384	73	210	48	24	12	2	174	177	1/3	4-35	2-2	5-41.8	
Nov. 12	Dallas	21	3	15	3	444	66	137	25	40	1	367	379	1/12	11-75	1-1	6-42.5	
Nov. 19	At L.A. Rams	16	4	10	2	436	60	135	35	24	15	0	301	308	1/7	7-64	1-1	8-36.1
Nov. 26	Tampa Bay	23	7	14	2	260	82	131	35	28	18	1	139	200	5/61	1/7	3-48.7	
Dec. 3	Washington	23	8	11	4	303	66	135	37	28	18	1	186	175	1/7	7-61	1-0	3-39.7
Dec. 10	At L.A. Raiders	19	8	10	1	384	68	154	34	30	13	0	230	255	4-25	8-61	2-1	3-39.0
Dec. 16	Denver	28	12	15	1	475	83	204	47	34	25	2	271	285	2/14	7-54	3-0	2-39.9
Dec. 24	At Philadelphia	26	11	12	3	432	85	267	46	37	20	1	165	184	2/19	4-35	0-0	4-37.3
Totals		329	113	185	5,877	1,100	2,302	539	531	286	16	3,575	3,794	30,219	106-916	18-11	76-41.5	

Game-By-Game Individual Rushing

(Attempts-Yards-Average-Long-TD)

Game	Mitchell	Ferrell	Wolfley	Jordan	Baker	Hogeboom	Sikahema
At Detroit, Sept. 10	18-52-2.9-11-0	2-6-3.0-4-0	3-7-2.3-5-0	1-2-2.0-2-0		1-(-2)-(-2.0)-0	
At Seattle, Sept. 17	18-95-5.3-14-0	DNP-ankle	4-15-3.7-5-0	7-11-1.6-4-1		3-8-2.7-12-0	
At N.Y. Giants, Sept. 24	7-18-2.6-9-0	11-22-2.0-4-0	1-2-2.0-2-0	6-23-3.8-10-0			
San Diego, Oct. 1	DNP-knee	10-38-3.8-10-0		7-8-1.1-4-0		4-13-3.3-10-0	
At Washington, Oct. 8	DNP-knee	7-53-7.6-44t-1		2-(-5)-(-2.5)-0	7-8-1.1-3-0	3-8-2.0-8-0	1-28-28.0-28-0
Philadelphia, Oct. 15	DNP-knee	13-54-4.2-9-0		11-28-2.5-9-0	DNP-ankle	DNP-elbow	2-2-1.0-3-0
Atlanta, Oct. 22	DNP-knee	15-46-3.1-6-3	1-5-5.0-5t-1	12-49-4.1-8-0	2-1-0.5-6-0	5-11-2.2-6-0	1-2-2.0-2-0
At Dallas, Oct. 29	DNP-knee	18-71-3.9-11-0	1-2-2.0-2-0	18-68-3.7-14-0	3-5-1.7-2-0	3-9-3.0-7-0	1-3-3.0-3-0
N.Y. Giants, Nov. 5	DNP-knee	4-7-1.8-4-0		2-3-1.5-2-0	1-0-0.0-0-0	1-5-5.0-5T-1	8-42-5.3-15-0
Dallas, Nov. 12	DNP-knee	13-44-3.4-17-0		DNP-shoulder		1-5-5.0-5-0	5-6-1.2-3-0
At L.A. Rams Nov. 19	DNP-knee	4-12-3.0-4-0		7-18-2.6-15-1		1-3-3.0-3-0	3-14-4.7-11-0
Tampa Bay, Nov. 26	DNP-knee	10-14-1.4-3-1		8-6-0.8-5-0			1-1-1.0-1-0
Washington, Dec. 3	DNP-knee	8-14-1.8-3-1		DNP-shoulder	4-12-3.0-6-0	1-(-2)-(-2.0)-0	2-7-3.5-6-0
At L.A. Raiders, Dec. 10	DNP-knee	15-57-3.8-7-0	1-1-1.0-1-0	DNP-shoulder	3-5-1.7-4-0	4-33-8.3-15-0	7-26-3.7-6-0
Denver, Dec. 16	DNP-knee	3-9-3.0-5-0	2-4-2.0-2-0	2-0-0.0-1-0			3-0-0.3-3-0
At Philadelphia, Dec. 24	DNP-knee	16-55-3.4-8-0					4-13-3.3-6-0
Totals	43-165-3.8-14-0	149-502-3.4-44t-6	13-36-2.8-5t-1	83-211-2.5-15-2	20-31-1.6-6-0	27-89-3.3-15-1	38-145-3.8-27-0

Tupa: 4-30-7.5-12-0 vs. Philadelphia, Oct. 15
 5-14-2.8-12-0 vs. Dallas, Nov. 12
 2-11-5.5-11-0 vs. Dallas, Nov. 19
 3-22-7.3-13-0 vs. Tampa Bay, Nov. 26
 1-(-2)-(-2.0)-0 vs. Washington, Dec. 3

Smith: 1-10- vs. San Diego, Oct. 1
Clark: 10-42-4.2-9-0 at Seattle, Sept. 17
Jones: 1-18 vs. N.Y. Giants, Nov. 5
Rosenbach: 4-18 at L.A. Rams, Nov. 19
 2-8 vs. Denver, Dec. 16

Game-By-Game Individual Passing

(Att.-Comp.-Yards-Pct.-TD-Int.-Long-Sacked/Lost)

Opponent, Date	Hogeboom	Tupa	Rosenbach
At Detroit, Sept. 10	35-21-264-60.0%-1-1-24-0/0		
At Seattle Sept. 17	24-118-298-75.0%-4-1-59t-0/0		
At N.Y. Giants, Sept. 24	32-19-222-59.4%-1-4-23-5/39		
San Diego, Oct. 1	43-22-261-51.2%-1-2-59t-4/29		
At Washington, Oct. 8	35-20-296-57.1%-3-3-28-1/5		
Philadelphia, Oct. 15	DNP-elbow		
Atlanta, Oct. 22	25-17-181-68.0%-0-1-31-1/1	41-16-266-39.0%-0-6-6/43	
At Dallas, Oct. 29	31-17-164-54.8%-0-0-27-4/22	0-0-0.00.0%-0-0-1/6	
N.Y. Giants, Nov. 5	31-13-157-41.9%-0-1-31-7/46		
Dallas, Nov. 12	13-7-91-53.9%-0-0-28-2/12	14-22-245-63.6%-2-0-72t-1/8	
At L.A. Rams, Nov. 19	10-6-48-60.0%-0-2-24-1/2	12-7-114-58.3%-0-1-77t-2/12	14-7-81-50.0%-0-1-24-1/11
Tampa Bay, Nov. 26	38-17-207-44.7%-0-0-22-2/20		
Washington, Dec. 3	11-8-131-72.7%-0-1-50-1/11		
At L.A. Raiders, Dec. 10	24-12-160-50.0%-2-0-35t-5/34	20-10-124-50.0%-0-2-20-1/10	
Denver, Dec. 16	22-12-106-54.5%-0-1-24-5/33		2-8-14-25.0%-0-0-12-1/8
At Philadelphia, Dec. 24	28-12-212-42.9%-2-2-37-4/32	1-1-17-100.0%-0-0-17-0/0	
Totals	364-204-2591-56.0%-14-19-59t-40/266	134-65-973-48.5%-3-9-14/94	22-9-95-40.9%-0-1-24-2/19

Awalt: 1 pass attempt on reverse intercepted at Washington, Oct. 8

Sikahema: 1 pass attempt on option vs. Washington, Dec. 3

Camarillo: 1 pass completion to Ron Wolfley for 0 yards on fake punt vs. Denver, Dec. 16

Game-By-Game Ind. Receiving

(Receptions-Yards-Average-Long-TD)

	J.T. Smith	Green	E. Jones	Awalt	Novacek	Ferrell	Holmes	Sikahema
At Detroit, Sept. 10	10-121-12.1-24-0	2-34-17.0-19-1		4-65-15.3-24-0	1-4-4-0-4-0	1-5-5-0-5-0		
At Seattle, Sept. 17	7-104-14.9-25f-1	8-166-20.8-59f-3	1-14-14.0-14-0	1-4-4-0-4-0		DNP-ankle		
At N.Y. Giants, Sept. 24	8-87-10.9-21f-1	4-50-12.5-19-0	2-31-15.5-23-0	2-25-12.5-17-0	3-29-9-7-12-0			
San Diego, Oct. 1	11-123-11.2-24-0	2-61-30.5-59f-1	1-12-12.0-12-0	3-23-7-7-11-0	1-7-7-0-7-0	2(-8)-(-4-0)-0	1-35-35.0-35-0	
At Washington, Oct. 8	8-114-14.3-27-3	2-36-18.0-27-0	1-8-8-0-8-0	1-20-20.0-20-0	4-39-9-8-14-0		3-63-21.0-28-0	1-16-16.0-16-0
Philadelphia, Oct. 15	3-54-18.0-29-0	DNP-collarbone	8-114-14.3-26-0	1-3-3-0-3-0		1-18-18.0-18-0	1-17-17.0-17-0	1-17-17.0-17-0
Atlanta, Oct. 22	7-96-13.7-31-0	DNP-collarbone	2-10-5-0-5-0	3-35-11.7-20-0		2-9-4-5-0		1-23-23.0-23-0
At Dallas, Oct. 29	6-60-10.0-16-0	DNP-collarbone	3-50-16.7-27-0	3-18-6.0-7-0	1-12-12.0-12-0	1-3-3-0-3-0		1-12-12.0-12-0
N.Y. Giants, Nov. 5	2-19-9.5-11-0	DNP-collarbone	3-42-14.0-31-0		2-24-12.0-17-0	1-9-9-9-0	2-26-13.0-19-0	2-34-17.0-25-0
Dallas, Nov. 12	DNP-leg	4-39-9.8-12-0	3-139-46.5-72f-2	6-105-19.0-28-0		3-26-8-7-13-0		4-22-5-5-9-0
At L.A. Rams, Nov. 19	DNP-leg	4-38-9.5-22-0	4-72-18.8-24-0	2-6-3-0-4-0	1-5-0-5-0	1(-3)-(-3-0)-0	1-77-77.0-77f-1	5-37-7-4-17-0
Tampa Bay, Nov. 26	DNP-leg	4-62-15.5-22-0	4-65-16.2-21-0	2-26-13.0-20-0	4-33-8-3-11-0	1-6-6-0-6-0	1-11-11.0-1-0	2-22-11.0-13-0
Washington, Dec. 3	DNP-leg	8-116-14.5-50-0	4-78-19.5-28-0			1-8-8-0-8-0		1-9-9-0-9-0
At L.A. Raiders, Dec. 10	DNP-leg	4-97-24.3-35f-1	DNP-shoulder	2-12-6.0-9-0	2-13-6.5-11-1	2-20-10.0-14-0	1-10-10.0-10-0	3-18-6-0-14-0
Denver, Dec. 16	DNP-leg	3-38-12.7-15-0	DNP-shoulder	4-21-5-3-6-0	2-26-13.0-24-0			2-35-17.5-37-0
At Philadelphia, Dec. 24	DNP-leg	3-63-21.0-36f-2	5-76-15.2-30-0		1-30-30.0-30-0	1-17-17.0-17-0		
Totals	62-778-12.5-31-5	45-838-18.6-72f-3	45-838-18.6-72f-3	33-360-10.9-28-0	23-225-9.8-30-1	18-122-6.6-25-0	13-271-20.8-77f-1	23-245-10-37-30

Wolfley: 3-35-10.7-22-0 vs. Detroit, Sept. 10

1-3-3-0-3-0 vs. N.Y. Giants, Nov. 5

1-0-0-0-0 vs. Denver, Dec. 16

1-8 vs. San Diego, Oct. 1

1-3 vs. Atlanta, Oct. 22

1-1 at L.A. Rams, Nov. 19

1-4 vs. Tampa Bay, Nov. 26

1-0 vs. Denver, Dec. 16

Jordan:

1-3 vs. Dallas, Oct. 29

1-1 at L.A. Rams, Nov. 19

1-4 vs. Tampa Bay, Nov. 26

1-0 vs. Denver, Dec. 16

Game-By-Game Kicking

Place Kicking

(Attempts by yardage; underscore indicates made field goal)

Del Greco

	1-19	20-29	30-39	40-49	50+	Total	PAT	Points
At Detroit, Sept. 10		29, 23	33			3-3	1-1	10
At Seattle, Sept. 17						0-0	4-5	5
At N.Y. Giants, Sept. 24					47	0-1	1-1	1
San Diego, Oct. 1			36, 33			2-2	1-1	7
At Washington, Oct. 8						0-0	1-1	1
Philadelphia, Oct. 15				41		1-1	0-0	3
Atlanta, Oct. 22		22			50	2-2	4-4	10
At Dallas, Oct. 29		25	31	40, 42		4-4	1-1	13
N.Y. Giants, Nov. 5			37	42, 46		2-3	1-1	7
Dallas, Nov. 12				44, 41, 45		1-3	3-3	6
At L.A. Rams, Nov. 19						0-0	2-2	2
Tampa Bay, Nov. 26		21, 28		47		2-3	1-1	7
Washington, Dec. 3		27			50	1-2	1-1	5
At L.A. Raiders, Dec. 10						0-0	2-2	2
Denver, Dec. 16						0-0	0-0	0
At Philadelphia, Dec. 24			39	45		0-2	2-2	2
Totals	0-0	7-7	5-6	5-11	1-2	18-26	28-29	82

Punting

Camarillo

	Punts	Yards	Average	Touchbacks	Inside 20	Long	Net Average
At Detroit, Sept. 10	4	163	40.8	0	2	54	36.3
At Seattle, Sept. 17	1	46	46.0	0	1	46	46.0
At N.Y. Giants, Sept. 24	4	185	46.3	0	1	50	34.0
San Diego, Oct. 1	5	215	43.0	1	1	55	30.4
At Washington, Oct. 8	5	205	41.0	0	3	49	38.8
Philadelphia, Oct. 15	6	255	42.5	1	2	50	33.7
Atlanta, Oct. 22	2	86	43.0	0	0	43	43.0
At Dallas, Oct. 29	8	346	43.2	1	2	49	36.0
N.Y. Giants, Nov. 5	6	278	46.3	0	0	53	38.7
Dallas, Nov. 12	6	254	42.3	0	3	54	41.3
At L.A. Rams, Nov. 19	7	340	48.6	1	2	57	41.4
Tampa Bay, Nov. 26	6	264	44.0	0	4	58	40.3
Washington, Dec. 3	2	90	45.0	0	0	49	42.5

Tupa

	Punts	Yards	Average	Touchbacks	Inside 20	Long	Net Average
At L.A. Raiders, Dec. 10	6	280	46.7	0	2	51	39.8

Camarillo

	Punts	Yards	Average	Touchbacks	Inside 20	Long	Net Average
Denver, Dec. 16	8	332	41.5	1	0	51	36.6
At Philadelphia, Dec. 24	6	239	39.8	1	0	46	36.5
Totals	76	3,298	43.4	6	21	58	37.5

Individual Performances

Cardinals

Rushing

Yards Rushing.....	95	Stump Mitchell at Seattle, Sept. 17 (18 att.)
Rushing Attempts	18	Stump Mitchell at Detroit, Sept. 10 (52 yards)
		Stump Mitchell at Seattle, Sept. 17 (95 yards)
		Earl Ferrell at Dallas, Oct. 29 (71 yards)
		Tony Jordan at Dallas, Oct. 29 (68 yards)
Touchdowns Rushing	3	Earl Ferrell vs. Atlanta, Oct. 22
Longest Rush.....	44t	Earl Ferrell at Washington, Oct. 8
Yards Per Carry (10 att.).....	5.3	Stump Mitchell at Seattle, Sept. 17 (18 att., 95 yards)

Passing

Yards Passing.....	298	Gary Hogeboom at Seattle, Sept. 17 (18 comp., 24 att.)
Passing Attempts	43	Gary Hogeboom vs. San Diego, Oct. 1 (22 comp., 261 yards)
Passes Completed	22	Gary Hogeboom vs. San Diego, Oct. 1 (43 att., 261 yards)
Touchdown Passes.....	4	Gary Hogeboom at Seattle, Sept. 17
Completion Percentage.....	.750	Gary Hogeboom at Seattle, Sept. 17 (18 comp., 24 att.)

Pass Receiving

Yards Receiving.....	166	Roy Green at Seattle, Sept. 17 (8 rec.)
Receptions.....	11	J.T. Smith vs. San Diego, Oct. 1 (123 yards)
Touchdown Receptions.....	3	Roy Green at Seattle, Sept. 17
		J.T. Smith at Washington, Oct. 8
Longest Reception.....	77t	Don Holmes at L.A. Rams, Nov. 19 (from QB Tom Tupa)

Field Goals

Field Goals.....	4	Al Del Greco at Dallas, Oct. 29 (40, 25, 31, 42 yards)
Longest Field Goal	50	Al Del Greco vs. Atlanta, Oct. 22

Punting

Longest Punt.....	58	Rich Camarillo vs. Tampa Bay, Nov. 26
-------------------	----	---------------------------------------

Defense

Interceptions	2	Tim McDonald vs. N.Y. Giants, Nov. 5
		Tim McDonald vs. Dallas, Nov. 12
Quarterback Sacks	2	Freddie Joe Nunn vs. Tampa Bay, Nov. 26
Solo Tackles.....	15	Tim McDonald vs. Washington, Dec. 3
		Ken Harvey vs. Denver, Dec. 16
Combined Tackles	16	Tim McDonald vs. Washington, Dec. 3
		Ken Harvey vs. Denver, Dec. 16

Opponents

Rushing

Yards Rushing.....128	Bobby Humphrey vs. Denver (23 att.)
Rushing Attempts27	Gerald Riggs at Washington, Oct. 8 (60 yards)
	Ottis Anderson vs. N.Y. Giants, Nov. 5 (89 yards)
Touchdowns Rushing.....2	Jeff Hostetler vs. N.Y. Giants, Nov. 5
Longest Rush51	Randall Cunningham vs. Philadelphia, Oct. 15
Yards Per Carry (10 att.).....7.1	Earnest Byner at Washington, Oct. 8 (14 att., 100 yards)

Passing

Yards Passing379	Troy Aikman vs. Dallas, Nov. 12 (21 comp., 40 att.)
Passing Attempts49	Steve Walsh at Dallas, Oct. 29 (21 comp., 264 yards)
Passes Completed25	David Krieg at Seattle, Sept. 17 (43 att., 279 yards)
Touchdown Passes3	David Krieg at Seattle, Sept. 17
	Mark Rypien at Washington, Oct. 8
Completion Percentage.... .690	John Elway vs. Denver, Dec. 16 (20 comp., 29 att.)

Pass Receiving

Yards Receiving203	James Dixon vs. Dallas, Nov. 12 (6 rec.)
Receptions.....9	Brian Blades at Seattle, Sept. 17 (146 yards)
	Vance Johnson vs. Denver, Dec. 16 (52 yards)
Touchdown Receptions.....2	Paul Skansi at Seattle, Sept. 17
	Crís Carter vs. Philadelphia, Oct. 15
	Henry Ellard at L.A. Rams, Nov. 19
Longest Reception75t	James Dixon vs. Dallas, Nov. 12

Field Goals

Field Goals.....4	Raul Allegre at N.Y. Giants, Sept. 24 (22, 38, 32, 32 yards)
Longest Field Goal.....48	Jeff Jaeger at L.A. Raiders, Dec. 10

Punting

Longest Punt64	Jim Arnold at Detroit, Sept. 10
----------------------	---------------------------------

Defense

Interceptions.....2	Adrian White at N.Y. Giants, Sept. 24
	Darrell Green at Washington, Oct. 8
	Jerry Gary at L.A. Rams, Nov. 19
	A.J. Johnson vs. Washington, Dec. 3
Quarterback Sacks3	Lawrence Taylor vs. N.Y. Giants, Nov. 5
Solo Tackles12	Eugene Lockhart at Dallas, Oct. 29
Combined Tackles.....17	Eugene Lockhart at Dallas, Oct. 29 (12 solos, 5 assists)

Team Highs and Lows

Offense

	Highs	Lows
First Downs.....25	At Seattle, Sept. 17	7 Vs. Denver, Dec. 16
Net Rushing Yards171	At Seattle, Sept. 17	22 Vs. Denver, Dec. 16
Net Passing Yards316	Vs. Dallas, Nov. 12	79 Vs. Denver, Dec. 16
Total Net Yards469	At Seattle, Sept. 17	101 Vs. Denver, Dec. 16
Total Plays.....79	At Dallas, Oct. 29	49 Vs. Denver, Dec. 16
Rushing Attempts.....44	At Dallas, Oct. 29	12 Vs. Denver, Dec. 16
Pass Attempts.....42	Vs. San Diego, Oct. 1	24 At Seattle, Sept. 17
		At L.A. Raiders, Dec. 10
Pass Completions.....22	Vs. San Diego, Oct. 1	12 At L.A. Raiders, Dec. 10
Passes Had Intercepted6	Vs. Philadelphia, Oct. 15	0 At Dallas, Oct. 29
		Vs. Dallas, Nov. 12
		Vs. Tampa Bay, Nov. 26
		At L.A. Raiders, Dec. 10
Time of Possession.....39:25	At Dallas, Oct. 29	19:29 Vs. Denver, Dec. 16

Defense

	Lows	Highs
First Downs.....13	At Detroit, Sept. 10	28 At Washington, Oct. 8
	Vs. San Diego, Oct. 1	Vs. Denver, Dec. 16
Net Rushing Yards45	At Dallas, Oct. 29	267 At Philadelphia, Dec. 24
Net Passing Yards99	At Detroit, Sept. 10	367 Vs. Dallas, Nov. 12
Total Plays.....49	At Detroit, Sept. 10	85 At Philadelphia, Dec. 24
Rushing Attempts.....15	At Dallas, Oct. 29	48 Vs. N.Y. Giants, Nov. 5
Passing Attempts.....20	At Detroit, Sept. 10	49 At Dallas, Oct. 29
Pass Completions.....7	At Detroit, Sept. 10	25 At Seattle, Sept. 17
		Vs. Denver, Dec. 16
Fumbles Recovered.....2	Vs. Atlanta, Oct. 22	0 At Detroit, Sept. 10
	Vs. Dallas, Nov. 12	At Seattle, Sept. 17
		Vs. San Diego, Oct. 1
		At Washington, Oct. 8
		Vs. N.Y. Giants, Nov. 5
		Vs. Washington, Dec. 3
		Vs. Denver, Dec. 16
Passes Intercepted3	Vs. Philadelphia, Oct. 15	0 At Detroit, Sept. 10
		At N.Y. Giants, Sept. 24
		Vs. San Diego, Oct. 1
		Vs. Atlanta, Oct. 22
		At L.A. Raiders, Dec. 10
Points Allowed.....10	At Dallas, Oct. 29	37 At L.A. Rams, Nov. 19
		Vs. Denver, Dec. 16

Miscellaneous

	Lows	Highs
Penalties2	Vs. Atlanta, Oct. 22	13 At Seattle, Sept. 17
Yards Penalized.....12	Vs. San Diego, Oct. 1	100 Vs. Philadelphia, Oct. 15

Starting Lineups

Offense

Opponent, Date	WR	LT	LG	C	RG	RT	TE	WR	QB	RB	FB
At Detroit, 9/10	J.T. Smith	Sharpe	Peat	Kennard	L. Smith	Robbins	Awalt	Green	Hogeboom	S. Mitchell	Ferrell
At Seattle, 9/24	J.T. Smith	Sharpe	Peat	Kennard	L. Smith	<i>Wolf</i>	Awalt	Green	Hogeboom	S. Mitchell	Woffley
At N.Y. Giants, 9/24	<i>Reeves</i>	Sharpe	Peat	Kennard	L. Smith	<i>Wolf</i>	Awalt	Green	Hogeboom	S. Mitchell	Ferrell
San Diego, 10/1	J.T. Smith	Sharpe	Peat	Kennard	L. Smith	<i>Wolf</i>	Awalt	Green	Hogeboom	Jordan	Ferrell
At Wash., 10/8	J.T. Smith	Sharpe	<i>Zandovsky</i>	Kennard	L. Smith	<i>Wolf</i>	Awalt	Green	Hogeboom	Jordan	Ferrell
Phila., 10/15	J.T. Smith	Sharpe	<i>Zandovsky</i>	Kennard	L. Smith	<i>Wolf</i>	Awalt	Jones	Tupa	Jordan	Ferrell
Atlanta, 10/22	J.T. Smith	Sharpe	<i>Zandovsky</i>	Kauahi	L. Smith	<i>Wolf</i>	Awalt	Jones	Hogeboom	Jordan	Ferrell
At Dallas, 10/29	J.T. Smith	Sharpe	<i>Wolf</i>	Kauahi	L. Smith	Robbins	Awalt	Jones	Hogeboom	Jordan	Ferrell
N.Y. Giants, 11/5	J.T. Smith	Sharpe	<i>Wolf</i>	Kennard	L. Smith	Robbins	Awalt	Jones	Hogeboom	Jordan	Ferrell
	WR	LT	LG	C	RG	RT	TE	WR	QB	TE	RB
Dallas, 11/12	Jones	<i>Wolf</i>	<i>Zandovsky</i>	Kennard	L. Smith	Robbins	Awalt	Green	Hogeboom	<i>Reeves</i>	Ferrell
	WR	LT	LG	C	RG	RT	TE	WR	QB	RB	FB
At L.A. Rams, 11/19	Jones	<i>Wolf</i>	<i>Zandovsky</i>	Kennard	L. Smith	Robbins	Awalt	Green	Hogeboom	Sikahema	Ferrell
Tampa Bay, 11/26	Jones	Sharpe	<i>Wolf</i>	Kennard	L. Smith	Robbins	Awalt	Green	Tupa	Jordan	Ferrell
Washington, 12/3	Jones	Sharpe	<i>Wolf</i>	Kennard	L. Smith	Robbins	Awalt	Green	Hogeboom	Baker	Ferrell
At Raiders, 12/10	Jones	Sharpe	<i>Wolf</i>	Kennard	L. Smith	Robbins	Awalt	Green	Hogeboom	Baker	Ferrell
Denver, 12/16	Holmes	Sharpe	<i>Zandovsky</i>	Kennard	L. Smith	<i>Wolf</i>	Awalt	Green	<i>Rosenbacht</i>	Jordan	Ferrell
At Phila., 12/24	Jones	Sharpe	<i>Wolf</i>	Kennard	L. Smith	Robbins	<i>Reeves</i>	Green	Hogeboom	Sikahema	Ferrell

Defense

Opponent, Date	LE	LT	RT	RE	CB	CB	LB	CB	CB	SS	FS
At Detroit, 9/10	Nunn	Clasby	Hadd	Galloway	<i>Taylor</i>	R. Mitchell	Harvey	Mack	Carter	McDonald	Young
	LE	LT	RT	RE	LOLB	MLB	ROLB	LCB	RCB	SS	FS
At Seattle, 9/24	Nunn	Clasby	<i>Wahler</i>	Saddler	Bell	<i>Hill</i>	Harvey	Mack	Carter	McDonald	Zordich
At N.Y. Giants, 9/24	Nunn	Clasby	Knight	Saddler	Bell	<i>Hill</i>	Harvey	Mack	Carter	McDonald	Zordich
San Diego, 10/1	Saddler	Clasby	<i>Wahler</i>	Galloway	Bell	<i>Hill</i>	Harvey	Mack	Carter	McDonald	Zordich
At Wash., 10/8	Saddler	Hadd	<i>Wahler</i>	Galloway	Bell	<i>Hill</i>	Harvey	Mack	Carter	McDonald	Zordich
Phila., 10/15	Saddler	Hadd	<i>Wahler</i>	Galloway	Bell	<i>Hill</i>	Harvey	Mack	Carter	McDonald	Zordich
Atlanta, 10/22	Wilson	Saddler	<i>Wahler</i>	Galloway	Bell	<i>Hill</i>	Harvey	Mack	Carter	McDonald	Zordich
At Dallas, 10/29	Nunn	Saddler	Galloway	Wilson	Bell	<i>Hill</i>	Harvey	Mack	Taylor	McDonald	Zordich
N.Y. Giants, 11/5	Nunn	Saddler	Galloway	Wilson	Bell	<i>Hill</i>	Harvey	Mack	Carter	McDonald	Young
Dallas, 11/12	Nunn	Saddler	Hadd	Wilson	Bell	<i>Hill</i>	Harvey	Mack	Carter	McDonald	Young
At L.A. Rams, 11/19	Nunn	Saddler	Hadd	Wilson	Bell	<i>Hill</i>	Harvey	Mack	Carter	McDonald	Young
Tampa Bay, 11/26	Nunn	Saddler	<i>Wahler</i>	Wilson	Bell	Jarostchuk	Harvey	Mack	Carter	McDonald	Young
Washington, 12/3	Nunn	Saddler	<i>Wahler</i>	Galloway	Bell	<i>Hill</i>	Harvey	Mack	Carter	McDonald	Young
At Raiders, 12/10	Nunn	Saddler	<i>Wahler</i>	Galloway	Bell	<i>Hill</i>	Harvey	Mack	Carter	McDonald	Young
Denver, 12/16	Nunn	Saddler	<i>Wahler</i>	Galloway	Bell	<i>Hill</i>	Harvey	Mack	Carter	McDonald	Young
At Phila., 12/24	Nunn	Saddler	<i>Wahler</i>	Galloway	Bell	<i>Hill</i>	Harvey	Mack	Carter	McDonald	Young

Underscore/Italics indicates rookie

Injuries

The injury-filled 1989 season ended with 21 Cardinals who started at least one game missing at least one week.

In addition to the injured Cardinals listed below, center **Derek Kennard** (alcohol treatment program), defensive end **Freddie Joe Nunn** (substance abuse policy violation), and guard **Todd Peat** (waived) missed games for non-injury reasons.

Incumbent starting quarterback **Neil Lomax**, who did not take a snap in 1989 due to an arthritic condition in his left hip, could be considered the 22nd starter to miss time.

The Cardinals listed only six starters who did not miss a game. Offensively they were guard **Lance Smith** and tight end **Rob Awalt**. On defense they were linebackers **Anthony Bell** and **Ken Harvey**, cornerback **Cedric Mack**, and Pro Bowl strong safety **Tim McDonald**. Awalt, however, did not start the season finale at Philadelphia due to sore ribs.

Player	Preseason Starter	Week Injured	Weeks Missed	Surgery	Injury
Rich Camarillo, P	Yes	14 (Practice)	14	No	Ankle
Bob Clasby, DT	Yes	4	5-16	Yes	Knee
Earl Ferrell, FB	Yes	1	2	No	Ankle
David Galloway, DE	Yes	1	2-3	Yes	Thumb
		9	10-11	No	Calf
Roy Green, WR	Yes	5	6-9	No	Collarbone
Gary Hadd, DT	No	1	2-4	No	Knee
		6	7-8	No	Knee
Eric Hill, LB	No	11	12	No	Ankle
Gary Hogeboom, QB	No	5	6	No	Elbow
Ernie Jones, WR	No	14	15	No	Shoulder
Tony Jordan, RB	No	9	10	No	Shoulder
Randy Kirk, LB	No	6	7-16	Yes	Ankle
Shawn Knight, DT	No	5	6-11	No	Shoulder
Neil Lomax, QB	Yes	Preseason	1-16	No	Hip
Stump Mitchell, RB	Yes	3	4-16	Yes	Knee
Tootie Robbins, T	Yes	1	2-7	No	Knee
		14	15	No	Arm
Rod Saddler, DT	Yes	Preseason	1	Yes	Knee
Luis Sharpe, T	Yes	9	10-11	No	Knee
J.T. Smith, WR	Yes	9	10-16	No	Leg & ankle
Jim Wahler, DT	No	7	8-10	No	Knee
Lonnie Young, FS	Yes	1	2-7	No	Shoulder

Roster Moves

- Sept. 1.....OL **Winford Hood** waived.
- Sept. 9.....LB **Reggie McKenzie** and WR **Andy Schillinger** placed on injured reserve. WR **Kevin Guidry** added.
- Sept. 6.....RB **John Burch**, DE **David Edeen**, TE **Tim Jordan**, WR **Andre Langley**, LB **Richard Tardits**, and CB **Marcus Turner** placed on developmental squad.
- Sept. 9.....FB **Lydell Carr** placed on injured reserve. FB **Jessie Clark** added.
- Sept. 12....T **Tootie Robbins** placed on injured reserve. DT **Shawn Knight** added.
- Sept. 14....DE **David Edeen** cut from developmental squad. OL **Vernice Smith** added to developmental squad.
- Sept. 15...FS **Lonnie Young** placed on injured reserve. DE **Karl Wilson** added.
- Sept. 19...OL **Mark McDonald** cut.
- Sept. 26....DE **Freddie Joe Nunn** placed on the non-football illness list. WR **Kevin Guidry** and CB **Roland Mitchell** cut. DB **Michael Adams** and S **Michael Downs** added.
- Sept. 27...RB **Tony Baker** added.
- Sept. 29..RB **Stump Mitchell** placed on injured reserve. CB **Marcus Turner** activated from developmental squad.
- Oct. 3.....DT **Bob Clasby** placed on injured reserve. DL **Freddie Gilbert** added.
- Oct. 6.....G **Todd Peat** cut. G **Mark Traynowicz** added.
- Oct. 10....DT **Shawn Knight** placed on injured reserve. WR **Phil McConkey** added.
- Oct. 15....LB **Randy Kirk** placed on injured reserve. WR **Andre Langley** cut from developmental squad.
- Oct. 19....C **Derek Kennard** placed on non-football illness list.
- Oct. 21....LB **Ron Burton** added.
- Oct. 24....DE **Freddie Joe Nunn** reinstated from non-football illness list. CB **Michael Adams** cut.
- Oct. 25....DT **Bob Buczkowski** added.
- Oct. 28....DL **Freddie Gilbert** and G **Mark Traynowicz** cut. T **Tootie Robbins** and FS **Lonnie Young** activated from injured reserve.
- Oct. 31....S **Michael Downs** waived.
- Nov. 1.....C **Derek Kennard** reinstated from non-football illness list. OL **Vernice Smith** cut from developmental squad. WR **Darryl Usher** added to developmental squad.
- Nov. 6.....DT **Steve Alvord** cut.
- Nov. 8.....LB **Richard Tardits** cut from developmental squad. OL **Vernice Smith** added to developmental squad.
- Nov. 9.....LB **Richard Tardits** added to developmental squad.
- Nov. 10...WR **J.T. Smith** placed on injured reserve.
- Nov. 21...FB **Jessie Clark** and WR **Phil McConkey** cut.
- Nov. 25...FB **Lydell Carr** activated from injured reserve.
- Dec. 14....DT **Bob Buczkowski** cut. WR **Mike Barber** added.

Inactives

At Detroit, Sept. 10	DE Rod Saddler, G Mike Zandofsky
At Seattle, Sept. 17	DE David Galloway, DT Gary Hadd
At New York Giants, Sept. 24.....	DE David Galloway, DT Gary Hadd
San Diego, Oct. 1.....	DT Gary Hadd, QB Timm Rosenbach
At Washington, Oct. 8	DE Freddie Gilbert, QB Timm Rosenbach
Philadelphia, Oct. 15	CB Michael Adams, WR Roy Green
Atlanta, Oct. 22	WR Roy Green, DT Gary Hadd
At Dallas, Oct. 29	WR Roy Green, DT Jim Wahler
New York Giants, Nov. 5	WR Roy Green, DT Jim Wahler
Dallas, Nov. 12	DE David Galloway, T Luis Sharpe
At Los Angeles Rams, Nov. 19.....	DE David Galloway, T Luis Sharpe
Tampa Bay, Nov. 26	DT Bob Buczkowski, LB Eric Hill
Washington, Dec. 3	DT Bob Buczkowski, DT Shawn Knight
At Los Angeles Raiders, Dec. 10.....	Bob Buczkowski, P Rich Camarillo
Denver, Dec. 16	WR Ernie Jones, T Tootie Robbins
At Philadelphia, Dec. 24	WR Don Holmes, DT Shawn Knight

*Wide Receiver Sonny
Randy starred for the
Cardinals from 1959-66.*



Franchise History

The Cardinals, a charter member of the National Football League, boast the distinction of being the oldest continuously run professional football franchise in the nation.

The Early Days

Founded in 1898, the team began as a neighborhood group which gathered to play football in a predominantly Irish area of Chicago's south side, playing under the name Morgan Athletic Club. The team later was acquired by **Chris O'Brien**, a painting and decorating contractor, and soon its playing site changed to nearby Normal Field, prompting the new name Normals.

In 1901, the team gained longstanding identification when O'Brien, finding a bargain, bought used jerseys from the University of Chicago. The jerseys were faded maroon in color, prompting O'Brien to declare, "That's not maroon, it's Cardinal red!"

The club's permanent nickname had been born!

The jersey color and the location of the field led to a new and obvious name, the Racine Cardinals.

In Chicago at the time, football competition was exclusively amateur but such opposition became increasingly hard to find, so in 1906, the team had to disband.

In 1913, O'Brien reorganized the Cardinals. By 1917 they were able to buy new uniforms and hire a coach, **Marston Smith**. That year they lost only two games and were champions of the Chicago Football League.

The war in Europe and a flu epidemic in the United States forced the team to suspend operations once again in 1918. Following Armistice Day, O'Brien organized the Cardinals for a third time. From that day forward, the Cardinals have been a permanent part of the professional football scene in America.



Charles W. Bidwill, Sr., a member of the Pro Football Hall of Fame, bought the Cardinals in 1933.

Growth

The Racine Cardinals, their popularity growing in the Chicago area, eventually became one of 11 charter members of the American Professional Football League, forerunner of the NFL, in 1920 for the \$100 franchise fee. Immediately after joining the league, O'Brien lured a great halfback, **John "Paddy" Driscoll**, to the Cardinals for \$3,000 a year, a sum considered outlandish at the time. But Driscoll was an authentic superstar, a superior runner, blocker, punter, and possibly the finest drop kicker in the history of football.

In 1922, a team from Racine, Wis. joined the NFL, forcing the Cardinals to change their name to the Chicago Cardinals. The Cardinals also moved into their new home, Comiskey Park, the same year.

Under new Head Coach **Norman Barry**, the Cardinals outdistanced a field of 20 teams to win their first NFL championship in 1925.

A Chicago doctor, **Dr. David Jones**, purchased the team in 1929. In his first year of ownership, he coaxed running back **Ernie Nevers** out of retirement to become player-coach. Still in his prime, the 26-year-old Nevers scored 40 points on six touchdowns and four extra points in an historic 40-6 victory over the Crosstown Bears on Thanksgiving Day, 1929.

After guiding the Cardinals to a 16-14-3 composite record in three seasons, the legendary Nevers retired as both coach and player in 1932.

Modern Era

Nevers' departure also marked the arrival of a new club owner. **Charles W. Bidwill, Sr.**, a vice president of the Chicago Bears, purchased the Cardinals for Jones' asking price of \$50,000. Bidwill divested himself of his Bears' holdings and a new era began.

However, the team sorely missed Nevers' magic on the field. The Cardinals endured difficult years in the 1930s and early '40s. World War II hit the team heavily. The Cardinals' top passer, receiver, and lineman—**Johnny Clement**, **Bill Dewell**, and **Joe Kuharich**, respectively—entered the service. In 1944 as a war-time emergency measure, the Cardinals combined with the Pittsburgh Steelers to play as one team. It was called Card-Pitt. Co-coached by the Cardinals' **Phil Handler** and the Steelers' **Walt Kiesling**, a former Cardinal guard, the team split its home games between Chicago's Comiskey Park and Forbes Field in Pittsburgh but failed to win a game in 10 tries.

Success finally returned following the war. In 1945, the arrival of University of Missouri quarterback **Paul Christman** trumpeted the team's conversion to the "T" formation. Fullback **Pat Harder** and halfback **Elmer Angsman** were added in 1946. And in 1947, the "million dollar backfield" was completed when halfback **Charley Trippi** became a Cardinal.

Coached by **Jimmy Conzelman**, the 1947 Cardinals stormed to the Western Division title and a 28-21 victory over the Philadelphia Eagles in the NFL championship game on the frozen Comiskey Park turf.

But the '47 title season was bittersweet for the Cardinals' organization when the

(Continued on page 156)

(Franchise History continued from page 155)

April death of Bidwill deprived the owner of witnessing the club's first NFL crown in 22 years. With his passing, Bidwill's widow, **Violet Bidwill**, assumed control of the franchise for the next 15 years, a span that included a second consecutive Western Division championship and appearance in the NFL championship game, a 7-0 loss at Philadelphia, and the transfer of the team from Chicago to St. Louis in 1960.

Upon Mrs. Bidwill's death in January of 1962, control moved to sons **Charles W. Bidwill, Jr.** and **William V. Bidwill**. In 1972, the latter and his family gained sole ownership with William becoming managing general partner. On July 1, 1976, incorporation of the company was accomplished with Bidwill continuing as chief executive officer.

After 14 years in the city, the Cardinals brought their first championship to St. Louis in 1974. The Big Red captured the NFC Eastern Division flag under Head Coach **Don Coryell** and advanced to the playoffs with a 10-4 regular-season record.

However, the Cardinals lost to the Minnesota Vikings, 30-14, in their first playoff appearance since 1948.

Again in 1975, Coryell provided St. Louis with a division title but another playoff loss, this time to the Rams in Los Angeles, 35-23, ended the Cards' post-season dream in the first outing.

The Cardinals next appeared in the playoffs in 1982 when Head Coach **Jim Hanifan's** club lost a first-round game at Green Bay, 41-16. In 1984, an offensively explosive St. Louis team narrowly missed the playoffs—and the NFC East title—with a 9-7 record. However, the Cardinals stumbled to a 5-11 mark in 1985, prompting Hanifan's dismissal and the hiring of long-time Dallas Cowboys' assistant **Gene Stallings** as the team's new head coach.

Arizona

After 28 years in St. Louis, the Cardinals relocated to Arizona in the spring of 1988 and made Sun Devil Stadium on the campus of Arizona State University their new home. Their first season in the Valley of the Sun began optimistically when the team raced to a 7-4 record and a share of the NFC East Division lead. But untimely injuries struck and a five-game losing streak ensued to finish the year, dashing hopes of the club's first post-season berth since 1982. However, the Cardinals' new home provided club single-game (67,139 vs. Dallas in Arizona inaugural game) and single-season (472,937) attendance records in the team's first autumn in Arizona.

Following two seasons in their new locale, the Cardinals changed the face of their team by hiring former Washington assistant **Joe Bugel** as the new Phoenix head coach.

Heritage

Reflecting the rich tradition of the franchise, 12 members of the Cardinals have been enshrined in the Pro Football Hall of Fame. They are Charles Bidwill, **Guy Chamberlin**, Conzelman, Driscoll, Kiesling, **Curly Lambeau**, **Dick "Night Train" Lane**, **Ollie Matson**, Nevers, **Jim Thorpe**, Trippi, and **Larry Wilson**. Wilson, the team's current general manager, was the most recent selection in 1978.

All-Time Roster

A

Acker, Bill (DT), Texas	1980-81
Adams, Henry (C), Pittsburgh	1939
Adams, Michael (CB), Arkansas State	1989
Agee, Sam (B), Vanderbilt	1938-39
Ahrens, Dave (LB), Wisconsin	1981-84
Albert, Sergio (K), U.S. International	1974
Albrecht, Art (T), Wisconsin	1943
Aldrich, Ki (C), Texas Christian	1939-40, '43
Aldford, Mike (C), Auburn	1965
Allen, Carl (DB), Southern Mississippi	1977-82
Allen, Ed (E), Creighton	1928
Allen, Jeff (DB), Iowa State	1971
Allerman, Kurt (LB), Penn State	1977-80, '82-84
Allison, Henry (T), San Diego State	1975-77
Allton, Joe (T), Oklahoma	1942, '44
Alvord, Steve (DT), Washington	1987-88
Anderson, Charley (E), Louisiana Tech	1956
Anderson, Cliff (E), Indiana	1952-53
Anderson, Donny (RB), Texas Tech	1972-74
Anderson, Ed (E), Notre Dame	1922-25
Anderson, Ottis (RB), Miami-Fla.	1979-86
Anderson, Tazwell (E), Georgia Tech	1961-64
Anderson, Warren (WR), W. Virginia State	1978
Andros, Plato (G), Oklahoma	1947-50
Angle, Bob (B), Iowa State	1950
Angsman, Elmer (B), Notre Dame	1946-52
Apolakis, Ray (T), Marquette	1941-42, '45-50
Arapostathis, Evan (P/K), Eastern Illinois	1986
Arms, Lloyd (G), Oklahoma A&M	1946-48
Arneson, Mark (LB), Arizona	1972-80
Arterburn, Elmer (B), Texas Tech	1954
Ashton, Josh (RB), Tulsa	1975
Atkins, Robert (DB), Grambling	1968-69
Atkinson, Jess (K), Maryland	1985
Auer, Howard (T), Michigan	1933
Audick, Dan (G), Hawaii	1977, '83
Austin, Kent (QB), Mississippi	1986
Awall, Robert (TE), San Diego State	1987-

B

Babartsky, Al (T), Fordham	1938-39, '41-42
Badaczewski, John (G), Western Reserve	1948
Bagdon, Ed (G), Michigan State	1950-51
Bailey, Claron "Monk" (DB), Utah	1964-65
Baker, Al (DE), Colorado State	1983-86
Baker, Charles (LB), New Mexico	1980-87
Baker, Conway (T), Centenary	1936-43, '45
Baker, Mel (WR), Texas Southern	1976

Baker, Roy (B), Southern California	1929-30
Baker, Tony (RB), East Carolina	1989-
Bakken, Jim (K), Wisconsin	1962-78
Balaz, Frank (B), Iowa	1941, '45
Banks, Tom (C), Auburn	1971-80
Banonis, Vince (C), Detroit	1942, '46-50
Barber, Mike (WR), Marshall	1989
Barefield, John (LB), Texas A&I	1978-80
Barnes, Lawrence (RB), Tennessee State	1978
Barnes, Mike (DB), Texas-Arlington	1967-68
Barnes, Pete (LB), Southern	1973-75
Barni, Roy (B), San Francisco	1952-53
Barry, Norm (B), Notre Dame	1921
Barry, Paul (B), Tulsa	1954
Bates, Theodore (LB), Oregon State	1960-62
Bausch, Jim (B), Kansas	1934-36
Baty, Greg (TE), Stanford	1988
Bayless, Martin (DB), Bowling Green	1984
Baynham, Craig (RB), Georgia Tech	1972
Beal, Norm (DB), Missouri	1962
Beathard, Pete (QB), Southern California	1970-71
Beatty, Chuck (DB), North Texas State	1972
Beauchamp, Al (LB), Southern	1976
Beckman, Tom (DE), Michigan	1972
Bedford, Vance (CB), Texas	1982
Beinor, Ed (E), Notre Dame	1940-41
Belden, Charles (B), None	1929-31
Bell, Anthony (LB), Michigan State	1986-
Bell, Bob (DE), Cincinnati	1974-78
Bell, Gordon (RB), Michigan	1978-79
Bell, Mark (WR), Colorado State	1981
Belton, Willie (RB), Maryland State	1973-74
Bennett, Charles (B), None	1933
Bergerson, Gil (T), Oregon State	1933
Bergold, Scott (DT), Wisconsin	1985-86
Bernardi, Frank (B), Colorado	1955-57
Berquist, Jay (G), Nebraska	1927
Berry, Gil (B), Illinois	1935
Bertagnoli, Libero (G), Washington (Mo.)	1942, '45
Bessillieu, Don (S), Georgia Tech	1982
Bienermann, Tom (E), Drake	1951-56
Bilbo, Jon (T), Mississippi	1938-39
Bird, Steve (WR), Eastern Kentucky	1983-84
Birdsong, Carl (P), S.W. Oklahoma State	1981-85
Birlem, Keith (B), San Jose State	1939
Black, Tim (LB), Baylor	1977
Blackburn, Bill (C), Rice	1946-50
Blackwell, Hal (B), South Carolina	1945
Blazine, Tony (T), Illinois Wesleyan	1935-40

(Continued on page 158)

(All-Time Roster continued from page 157)



Former Cardinal offensive tackle Dan Dierdorf is a familiar face among football fans as a member of ABC-TV's "Monday Night Football" broadcast team.

Bliss, Homer (G), Washington & Jefferson	1928	Bradley, Bill (DB), Texas	1977
Blumenthal, Morris (B), Northwestern	1925	Bradley, Dave (G), Penn State	1972
Blumer, Herb (E), Missouri	1925-30, '33	Bradley, Hal (E), Elon	1938-39
Bock, Wayne (T), Illinois	1957	Braidwood, Charles (E), Chattanooga	1932
Bogue, George (B), Stanford	1930	Brahaney, Tom (C), Oklahoma	1973-81
Bohlman, Frank (G), Marquette	1942	Bredde, Bill (B), Oklahoma A&M	1954
Bohm, Ron (DT), Illinois	1987	Brennan, Willis (T), None	1920-27
Bojovic, Novo (K), Central Michigan	1985	Brett, Ed (E), Washington State	1936
Bonelli, Ernie (B), Pittsburgh	1945	Brettschneider, Carl (LB), Iowa State	1956-59
Booth, Clarence (T), Southern Methodist	1943	Brim, Michael (CB), Virginia Union	1988
Boso, Cap (TE), Illinois	1986	Britton, Earl (B), Illinois	1929
Bostic, Joe (T), Clemson	1979-89	Brooks, Jonathan (LB), Clemson	1980
Bova, Tony (E), St. Francis	1944	Brooks, Leo (DE), Texas	1973-76
Boyette, Garland, (LB)	1962-63	Brosky, Al (B), Illinois	1954
Boyd, Bill (B), Westminster (Mo.)	1930-31	Brown, Chuck (C/G), Houston	1979-80
Boydston, Max (E), Oklahoma	1955-58	Brown, Hardy (LB), Tulsa	1956
Braden, Dave (G), Marquette	1945	Brown, Ray (T), Arkansas State	1986-88

Brown, Robert (TE), Alcorn A&M.....	1969-70	Chamberlin, Guy (C), Nebraska	1927
Brown, Ron (WR) Colorado	1987	Chandler, Al (TE), Oklahoma.....	1978-79
Brown, Rush (DT), Ball State	1980-83	Charpier, Len (B), Illinois	1921
Brown, Terry (DB), Oklahoma State	1969-70	Cheatham, Lloyd (QB), Auburn	1942
Brown, Theotis (RB), UCLA.....	1979-81	Cherry, Ed (B), Hardin-Simmons	1938-39
Brubaker, Dick (E), Ohio State.....	1955, '57	Chickillo, Nick (G), Miami	1953
Bruckner, Les (B), Michigan State	1945	Childress, Joe (RB), Auburn.....	1960, '62-65
Brumm, Don (DE), Purdue.....	1963-69, '72	Childs, Jim (WR), Calif. Poly-SLO	1978-80
Brunner, Scott (QB), Delaware	1985	Chilton, Gene (C), Texas	1986-87
Bryan, John (B), Chicago.....	1922	Chisick, Andy (C), Villanova	1940-41
Bryant, Charlie (RB), Allen (S.C.)	1966-67	Christenson, Marty (B), Minnesota	1940
Bryant, Chuck (E), Ohio State	1962	Christman, Paul (QB), Missouri	1945-49
Buckeye, Garland (T), None	1920-24	Ciccone, Ben (C), Duquesne	1942
Bucklin, Tom (B), Idaho.....	1927	Clancy, Sean (LB), Amherst	1979-80
Buczowski, Bob (DT), Pittsburgh	1989	Clark, Beryl (B), Oklahoma	1940
Bukant, Joe (B), Washingto (Mo.).....	1942-43	Clark, Bill (G), None	1920
Bulger, Chet (T), Auburn	1942-43, '45-49	Clark, Charles (G), Harvard	1924
Burch, John (RB), Tennessee-Martin.....	1989-	Clark, Ernie (LB), Michigan State	1968
Burke, Anthony (DT), Minnesota	1987	Clark, Jessie (RB), Arkansas.....	1988-89
Burkett, Jeff (E), Louisiana State	1947	Clark, Randy (C), Northern Illinois	1980-86
Burl, Alex (B), Colorado A&M	1956	Clasby, Bob (DE), Notre Dame.....	1986-
Burnett, Ray (B), None	1938	Clatt, Corwin (B), Notre Dame	1948-49
Burnett, Victor (DE), Fresno State	1987	Claypool, Ralph (C), Purdue.....	1925-26, '28
Burns, Leon (RB), Cal. State-Long Beach.....	1972	Clayton, Ralph (WR), Michigan	1981
Burson, Jim (DB), Auburn	1963-67	Clement, John (B), Southern Methodist.....	1941
Burton, Ron (LB), North Carolina.....	1989	Cobb, Tom (T), Arkansas	1931
Busler, Ray (T), Marquette.....	1940-41, '45	Cochran, John (B), Wake Forest	1947-50
Busse, Ellis (B), Chicago	1929	Coder, Ron (G), Penn State	1980-81
Butler, Jim (RB), Edward Waters (Fla.).....	1972	Coffee, Jim (B), Louisiana State	1937-38
Butler, John (B), Tennessee.....	1944	Colbert, Rondy (DB), Lamar	1977
Butts, Ed (B), Chico State.....	1929	Colhouer, Jake (G), Oklahoma A&M	1946-48
Butz, Dave (DE), Purdue	1973-74	Collier, Tim (CB), East Texas State	1980-81
C		Collins, George (C), Georgia.....	1978-82
Cahill, Ron (B), Holy Cross.....	1943	Collins, Paul (B), Missouri.....	1945
Cain, Jim (E), Alabama	1949	Combs, Chris (TE), New Mexico	1980-81
Cain, J.V. (WR-TE), Colorado.....	1974-77	Compton, Ogden (QB), Hardin-Simmons	1955
Camarillo, Rich (P), Washington	1989-	Conley, Steve (LB), Kansas	1972
Campano, Al (B), Youngstown	1953	Conoly, Bill (G), Texas	1946
Campbell, Bill (G), Oklahoma	1945-49	Conrad, Bobby Joe (FL), Texas A&M	1960-68
Cantor, Leo (B), UCLA	1945	Cook, Dave (B), Illinois	1934-36
Carey, Joe (G), None	1920	Cook, Edward (G-T), Notre Dame	1960-65
Carlson, Hal (G), DePaul	1937	Coomer, Joe (T), Stephen F. Austin	1947-49
Carpenter, Steve (DB), West Illinois	1981	Coppage, Al (E), Oklahoma	1940-42
Carr, Jim (B), Morris Harvey.....	1955, '57	Cosner, Don (B), Montana State.....	1939
Carr, Lydell (FB), Oklahoma.....	1989-	Colton, Barney (G), Nebraska	1980-82
Carrell, Duane (P), Florida State	1977	Cowan, Larry (RB), Jackson State	1987
Carter, Carl (CB), Texas Tech.....	1986-	Cowhig, Jerry (B), Notre Dame.....	1950
Carter, Joe (E), Southern Methodist	1945	Crangle, John (B), Illinois	1923
Carter, Ross (G), Oregon	1936-39	Cross, Bill (B), Louisiana State	1937
Carter, Willie (B), Tennessee State	1953	Creighton, Milan (E), Arkansas	1931-37
Cater, Greg (P), Tennessee-Chattanooga	1986-87	Crenshaw, Willis (FB), Kansas State	1964-69
Caywood, Les (G), St. John's	1931	Criswell, Kirby (DE), Kansas	1980-81

(Continued on page 160)

(All-Time Roster continued from page 159)

Crittendon, John (E), Wayne State	1954
Cross, Bill (B), West Texas State	1951-53
Cross, Bob (T), Stephen F. Austin	1958-59
Crow, John David (RB), Texas A&M	1958-64
Crow, Lindon (DB), Southern California	1955-57
Crowder, Earl (B), Oklahoma	1939
Crum, Bob (DE), Arizona	1974
Crump, Dwayne (DB), Fresno State	1973-76
Culf, Ward (B), Marquette	1946
Culpepper, Edward (G), Alabama	1958-60
Cunningham, Eric (G), Penn State	1980
Cozzo, Gary (QB), Virginia	1972
Cuppoletti, Bree (G), Oregon	1934-38
Curcillo, Tony (B), Ohio State	1953
Curran, Harry (B), Boston College	1920-21
Currivan, Don (E), Boston College	1943
Curtis, Travis (FS), West Virginia	1987-88
Curzon, Harry (B), None	1928

D

Daanen, Jerry (WR), Miami Florida	1968-70
Daddio, Bill (E), Pittsburgh	1941-42
Dahms, Tom (T), San Diego State	1956
Dardar, Ramsey (DT), LSU	1983-84
Davidson, Joe (G), Colgate	1928
Davis, Bill (T), Texas Tech	1940-41
Davis, Billy (DB), Clemson	1984
Davis, Charlie (DT), Texas Christian	1975-79
Davis, Jerry (B), S.E. Louisiana	1948-51
Davis, Paul (LB), North Carolina	1983
Davis, Ray (E), Howard (Ala.)	1935
Davis, Ron (DE), Virginia State	1973
Davis, Wayne (LB), Alabama	1987-88
Dawson, Doug (G), Texas	1984-86
Dawson, Mike (DT), Arizona	1976-82
Day, Thomas (G), North Carolina A&T	1960
DeCorviant, Bill (B), Northwestern	1947-48
Delevan, Burt (T), Pacific	1955-56
De Greco, Al (K), Auburn	1987-
DeMarco, Bob (G-C), Dayton	1961-69
DesJardien, Paul (G), Chicago	1920
Deskin, Versil (E), Drake	1935-39
DeStefano, Fred (B), Northwestern	1947-48
Detwiler, Chuck (S), Utah State	1973
Dewell, Bill (E), SMU	1940-41, 45-49
DiBernardo, Rick (LB), Notre Dame	1986
Dickson, Paul (DT), Baylor	1971
Diehl, Charles (G), Idaho	1930-31
Dierdorf, Dan (G-T), Michigan	1971-83
Dill, Scott (T), Memphis State	1988-89
Dimancheff, Babe (B), Purdue	1947-50

Ditrich, John (G), Wisconsin	1956
Dobler, Conrad (G), Wyoming	1972-77
Donckers, Bill (QB), San Diego State	1976-77
Doolan, John (B), Georgetown	1947-48
Dorris, Andy (DE), New Mexico State	1973
Douds, Forrest (T), Washington & Jefferson	1932
Dougherty, Phil (C), Santa Clara	1938
Dove, Bob (E), Notre Dame	1948-53
Dowell, Gwyn (B), Texas Tech	1935-36
Dowling, Pat (E), DePaul	1929
Downs, Michael (FS), Rice	1989
Doyle, Ted (E), Nebraska	1944
Driscoll, John (Paddy) (B), Northwestern	1920-25
Driskill, Joseph (DB), N.E. Louisiana	1960-61
Druis, Al (B), Temple	1945-46
Duda, Mark (DT), Maryland	1983-87
Dugan, Len (C), Wichita	1937-39
Duggan, Gil (T), Oklahoma	1942-43, 45
Duggins, George (E), Purdue	1934
Dulin, Gary (DE), Ohio State	1986-87
Duncan, Clyde (WR), Tennessee	1984-85
Duncum, Bobby (T), West Texas State	1968
Dunn, Joe (B), Marquette	1925-26
Dunstan, Elwyn (T), Portland	1938-39
Duren, Clarence (S), California	1973-76
Durko, John (E), Albright	1945

E

Eblil, Ray (E), Notre Dame	1942
Echols, Fate (T), Northwestern	1962-63
Eckl, Bob (T), Wisconsin	1945
Edwards, Cid (RB), Tennessee State	1968-71
Egan, Dick (E), Wilmington	1920-23
Eggers, Doug (LB), S. Dakota State	1958
Elkenberg, Charles (QB), Rice	1948
Eliopoulos, Jim (LB), Wyoming	1983
Elkins, Fait (B), Haskell	1929
Ellis, Walt (T), Detroit	1926-27
Ellstrom, Marv (B), Oklahoma	1936
Elzey, Charles (C), Mississippi Southern	1960-61
Elwell, Jack (E), Purdue	1962
Emerson, Vernon (T), Minnesota-Duluth	1969-71
Engebretsen, Paul (G), Northwestern	1933
Enich, Steve (G), Marquette	1945
Erickson, Hal (B), Washington & Jefferson	1925-28
Erickson, Mickey (C), Northwestern	1930-31
Esser, Clarence (E), Wisconsin	1947
Etcheverry, Sam (QB), Denver	1961-62
Evans, Dick (E), Iowa	1940-43
Evans, Earl (T), Harvard	1925



Former Cardinal quarterback Jim Hart, the team's career passing leader, now answers the telephone at his alma mater, Southern Illinois University, where he serves as athletic director.

F

Failing, Fred (G), Central J.C. (Kan.)	1930
Fanuucci, Ledio (T), Fresno State	1954
Farmer, Ted (RB), Oregon	1978
Farr, Miller (DB), Wichita State	1970-72
Faust, George (B), Minnesota	1939
Favron, Calvin (LB), S.E. Louisiana	1979-82
Ferrell, Earl (RB), East Tennessee State	1982-89
Ferry, Lou (T), Villanova	1951
Field, Doak (LB), Baylor	1982
Field, Harry (T), Oregon State	1934-36
Fife, Ralph (G), Pittsburgh	1942, '45
Finn, Bernie (B), Holy Cross	1932
Finnie, Roger (T), Florida A&M	1973-78
Finnin, Tom (T), Detroit	1957
Fischer, Bill (T), Notre Dame	1949-53
Fischer, Pat (DB), Nebraska	1961-67
Fisher, Ev (B), Santa Clara	1938-39
Fisher, Mike (WR), Baylor	1981
Fiske, Max (B), DePaul	1937
Fitzgibbon, Paul (B), Creighton	1928
Flanagan, Latham (E), Carnegie Tech	1931
Flenniken, Max (B), Geneva	1930
Florence, Paul (E), Loyola (Ill.)	1920
Floyd, John (WR), N.E. Louisiana	1981
Folz, Art (B), None	1923-25
Forney, Phil (LB), E Tennessee State	1987
Foster, Ralph (T), Oklahoma A&M	1945-46
Fox, Chas (WR), Furman	1986
Francis, Gene (B), Chicago	1926
Fritsch, Ernest (C), Detroit	1960
Fugler, Dick (T), Tulane	1954
Fuller, Frank (T), Kentucky	1959-62

G

Gainor, Charles (E), North Dakota	1939
Gallery, Jim (K), Minnesota	1987
Galloway, David (DT), Florida	1982-
Gambrell, Billy (E), South Carolina	1963-67
Garalczyk, Mark (DT), Western Michigan	1987-88
Garlich, Chris (LB), Missouri	1979

(Continued on page 162)

(All-Time Roster continued from page 161)

Gärza, Sammy (QB), Texas-El Paso	1987
Gasparella, Joe (B), Notre Dame	1951
Gault, Prentice (RB), Oklahoma	1961-67
Gay, Bill (B), Notre Dame	1951-52
Gehrke, Fred (B), Utah	1950
George, Steve (DT), Houston	1974
Gerl, Joe (B), Georgia	1952
German, Jim (B), Centre	1940
Gersbach, Carl (LB), West Chester State	1976
Ghersonich, Vernon (G), Auburn	1943
Gibbons, Austin (C), DePaul	1929
Giblin, Robert (DB), Houston	1977
Gilbert, Freddie (DE), Georgia	1989
Gilchrist, George (T), Tennessee State	1953
Gill, Randy (LB), San Jose State	1978
Gillen, John (LB), Illinois	1981-82
Gillette, Walker (WR), Richmond	1972-73
Gilliam, John (WR), S. Carolina State	1969-71
Gillies, Fred (T), Cornell	1920-28
Gillis, Don (C), Rice	1958-61
Glasscow, Willis (B), Iowa	1931
Glick, Frederick (DB), Colorado A&M	1960-61
Goble, Les (B), Alfred	1954-55
Goldberg, Biggie (B), Marshall	1939-40, '46-48
Goldman, Sam (E), Howard	1948
Goldsberry, John (T), Indiana	1949-50
Goode, Irv (G-C), Kentucky	1962-71
Goode, John (TE), Youngstown State	1984
Goodman, Aubrey (T), Chicago	1927
Goodman, Don (RB), Cincinnati	1987
Goodspeed, Mark (T), Nebraska	1980
Gordon, Bob (B), Tennessee	1958
Gordon, Lou (T), Illinois	1930-35
Graham, Al (G), None	1932-33
Granger, Charles (G-T), Southern	1961
Grant, Hugh (B), St. Mary's (Calif.)	1928
Gray, Earnest (WR), Memphis State	1985
Gray, Ken (G), Howard Payne	1958-69
Gray, Mel (WR), Missouri	1971-82
Gray, Tim (DB), Texas A&M	1975
Green, Roy (DB-WR), Henderson State	1979-
Greene, Doug (DB), Texas A&M	1978
Greene, Ed (E), Loyola, Illinois	1926-27
Greene, Frank (B), Tulsa	1934
Greene, Ken (DB), Washington State	1978-82
Greer, Curtis (DE), Michigan	1980-88
Griffin, Bob (C-G), Arkansas	1961
Griffin, Jeff (CB), Utah	1981-85
Griffith, Homer (B), Southern California	1934
Grigas, John (B), Holy Cross	1943-44
Groom, Jerry (C), Notre Dame	1951-55
Grooms, Elois (DE), Tennessee Tech	1982-85
Grosvernor, George (B), Colorado	1936-37
Guglielmi, Ralph (QB), Notre Dame	1961
Guidry, Kevin (CB), Louisiana State	1989

H	
Hackbart, Dale (DB), Wisconsin	1971-72
Hadd, Gary (DT), Minnesota	1989-
Hall, John (B), Texas Christian	1940-41, '43
Hall, Ken (RB), Texas A&M	1959, '61
Halloran, Shawn (QB), Boston College	1987
Halstrom, Bernie (B), Illinois	1920-21
Hammack, Malcolm (RB), Florida	1955, 57-66
Hammond, Gary (WR), Southern Methodist	1973-76
Handler, Phil (G), Texas Christian	1930-36
Hanke, Carl (E), Minnesota	1924
Hanlon, Bob (B), Loras	1948
Hansen, Cliff (B), Luther	1933
Hanson, Homer (G), Kansas State	1935-36
Harder, Pat (B), Wisconsin	1946-50
Hardy, Jim (B), Southern California	1949-51
Hargrove, Jim (LB), Howard Payne	1971-72
Harmon, Ham (C), Tulsa	1937
Harrell, Willard (RB), Pacific	1978-84
Harrington, Perry (RB), Jackson State	1984-85
Harris, Bob (LB), Auburn	1983-85
Harris, Ike (WR), Iowa State	1975-77
Harris, William (TE), Bishop	1987
Harrison, Reggie (RB), Cincinnati	1974
Hart, Jim (QB), Southern Illinois	1966-83
Hartle, Greg (LB), Newberry (S.C.)	1974-76
Hartong, George (G), Chicago	1924
Hartshorn, Larry (G), Kansas State	1955
Harvey, Ken (LB), California	1988-
Hatley, John (G), Sul Ross State	1954-55
Hauser, Art (G), Xavier	1959
Hayden, Leo (RB), Ohio State	1972-73
Healy, Chip (LB), Vanderbilt	1969-70
Heater, Don (RB), Montana Tech	1972
Hefflin, Victor (DB), Delaware State	1983
Heidel, Jimmy (DB), Mississippi	1966
Henke, Ed (DE), South Carolina	1961-63
Hennessey, Jerry (E), Santa Clara	1950-51
Henry, Steve (DB), Emporia State	1979-80
Herron, Fred (DT), San Jose State	1966-72
Hickman, Larry (B), Baylor	1959
Higgins, John (G), Trinity Texas	1941
Higgins, Tom (T), North Carolina	1953
Hill, Don (B), Stanford	1929
Hill, Eric (LB), Louisiana State	1989-
Hill, Irv, Trinity Texas	1931-32
Hill, James (DB), Sam Houston	1960-64
Hill, King (QB), Rice	1960-69
Hillebrand, Jerry (LB) Colorado	1967
Hinchman, Hub (B), Butler	1933-34
Hobley, Liffort (DB), Louisiana State	1985
Hock, John (T), Santa Clara	1950

Hoel, Bob (G), Pittsburgh	1937-38
Hoey, George (DB), Michigan	1971
Hoffman, John (DE), Hawaii	1972
Hogan, Tom (T), Detroit	1926
Hogeboom, Gary (QB), Central Michigan	1989-
Hogland, Doug (G), Oregon State	1956-58
Hogue, Merrell (T), Centenary	1929
Holloway, Johnny (CB), Kansas	1987
Holloway, Randy (DE), Pittsburgh	1984
Holm, Bernie (B), Alabama	1932
Holman, Scott (WR), Oregon	1986
Holmer, Walt (B), Northwestern	1931-32
Holmes, Don (WR), Mesa College (Colo.)	1986-
Horne, Greg (P), Arkansas	1987-88
Horstmann, Roy (B), Purdue	1934
Howen, Arnold (B), Harvard	1921-24
Horween, Ralph (B), Harvard	1921-23
Houghton, Jerry (T), Washington State	1951
Houser, John (G-T), Redlands	1963
Howard, Thomas (LB), Texas Tech	1984-85
Huffman, Frank (G), Marshall	1939-41
Hughes, Bernie (C), Oregon	1934-36
Hughes, Van (DT), S.W. Texas State	1986
Hultz, George (DT), Mississippi Southern	1962
Hummel, Arnie (B), Lombard	1927
Humphrey, Buddy (QB), Baylor	1963-65
Hunley, Ricky (LB), Arizona	1988
Hunter, Monty (DB), Salem College	1983
Hurlburt, John (G), Chicago	1924-25
Husmann, Ed (G), Nebraska	1953, 1956-59
Hust, Al (E), Tennessee	1946
Hutchison, Chuck (G), Ohio State	1970-72
Hyatt, Freddie (WR), Auburn	1968-72

I

Illman, Ed (B), Montana	1928
Imhof, Martin (DE), San Diego State	1972
Isaacson, Ted (T), Washington	1934-35
Ivy, Frank (Pop), (E), Oklahoma	1940-42, '45-47
Izo, George (QB), Notre Dame	1960

J

Jackson, Charley (B), Southern Methodist	1958
Jackson, Mark (CB), Abilene Christian	1987
Jackson, Roland (FB-LB), Rice	1962
Jacobs, Marv (T), None	1948
Jagielski, Harry (T), Indiana	1956
Jankovitch, Keever (E), Pacific	1963
Jarostchuk, Ilija (LB), New Hampshire	1987-88, '89
Jax, Garth (LB), Florida State	1989-
Jeffery, Tony (RB), Texas Christian	1988

Jennings, John (T), Ohio State	1950-57
Johnson, Al (B), Kentucky	1939-41
Johnson, Bobby (DB), Texas	1985-86
Johnson, Charles (DB), Grambling	1981
Johnson, Charley (QB), New Mexico State	1961-69
Johnson, Gregory (SS), Oklahoma State	1987
Johnson, Jim (B), Washington	1946
Johnson, Ray (B), Denver	1940
Johnson, Troy (WR), Southern	1986-87
Jones, Ben (B), Grove City	1927-28
Jones, Ernie (WR), Indiana	1988-
Jones, Steve (RB), Duke	1974-78
Jones, Tyrone (LB), Southern	1988
Jordan, Tony, (RB), Kansas State	1988-
Jorden, Tim (TE), Indiana	1989-
Joyce, Don (T), Tulane	1951-53
Joyce, Terry (P), Missouri Southern	1976-77
Junior, E.J. (LB), Alabama	1981-88

K

Karras, John (B), Illinois	1952
Karwales, John (E), Michigan	1947
Kasperik, Dick (C), Iowa State	1966-68
Kassel, Charles (E), Illinois	1929-33
Kauahi, Kani (C), Hawaii	1989
Kay, Bill (DB), Purdue	1984
Keane, Tom (B), West Virginia	1955
Kearney, Tim. (LB), Northern Michigan	1976-81
Kearns, Tom (T), Miami	1946
Kehr, Rick (G), Carthage	1982
Keithley, Gary (QB), Texas-El Paso	1973-75
Kellogg, Bill (B), Syracuse	1926
Kellogg, Clarence (B) St. Mary's (Calif.)	1936
Kellum, Marv (LB), Wichita State	1977
Kennard, Derek (G), Nevada-Reno	1986-
Kenneally, George (G), St. Bonaventure	1930
Keseday, Bob (TE), Texas-El Paso	1987
Keys, Brady (DB), Colorado State	1966
Kichefski, Walt (E), Miami	1944
Kiesling, Walt (G), St. Thomas (Minn.)	1929-33
Kiley, Roger (E), Notre Dame	1923
Kindle, Greg (T), Tennessee State	1974-75
Kinek, George (B), Tulane	1954
King, Andy (B), West Virginia	1923-24
King, Emmett (B), None	1954
Kingery, Ellsworth (B), Tulane	1954
Kirk, Randy (LB), San Diego State	1989-
Klimek, Tony (E), Illinois	1951-52
Klumb, John (E), Washington State	1939-40
Knafelic, Gary (E), Colorado	1954
Knight, Charles (C), None	1920-21
Knight, Shawn (DT), Brigham Young	1989
Knolla, John (B), Creighton	1942, '45

(Continued on page 164)

(All-Time Roster continued from page 163)



NBC-TV sportscaster Ahmad Rashad was a Cardinal wide receiver from 1972-73.

Kochel, Mike (G), Fordham.....	1939
Koegel, Warren (G), Penn State.....	1973
Koehler, Bob (G), Northwestern.....	1921-26
Koken, Mike (B), Notre Dame.....	1933
Koman, William (LB), North Carolina.....	1959-67
Konovsky, Bob (G), Wisconsin.....	1956-58
Kortas, Ken (DT), Louisville.....	1964
Krejci, Joe (E), Peru (Ind.) State.....	1934
Krueger, Rolf (DE), Texas A&M.....	1969-71
Kuhrich, Joe (G), Notre Dame.....	1940-41, '45
Kutner, Mal (E), Texas.....	1946-50
Kuzman, John (T), Fordham.....	1941

L

Lach, Steve (B), Duke.....	1942
Ladd, Jim (E), Bowling Green.....	1954
LaFleur, Greg (TE), LSU.....	1981-85
LaHood, Mike (G), Wyoming.....	1970
Lainhart, Porter (B), Washington State.....	1933
Lamb, Roy (B), Lombard.....	1926-27, 1933
Lane, Dick (CB), Scottsbluff J.C.....	1954-59
Lane, MacArthur (R), Utah State.....	1968-71
Lange, Bill (G), Dayton.....	1954-55
Lange, Jim (E), Montana State.....	1929
LaRosa, Paul (E), None.....	1920-21
Larson, Fred (C), Notre Dame.....	1929
Larson, Lou (B), None.....	1929
Larson, Paul (QB), California.....	1957
Lasker, Greg (FS), Arkansas.....	1988
Latin, Jerry (RB), Northern Illinois.....	1975-78
Latourette, Chuck (DB-P), Rice.....	1967-68, '70-71
Lauro, Lin (B), Pittsburgh.....	1951

Lawrence, Jim (B), Texas Christian.....	1936-39
Ledbetter, Homer (B), Arkansas.....	1932-33
Lee, Bobby (E), Minnesota.....	1968
Lee, Jeff (WR), Nebraska.....	1980
Lee, John (K), UCLA.....	1986
Lee, Monte (LB), Texas.....	1961
Lee, Oudious (DT), Nebraska.....	1980
Leggett, Dave (B), Ohio State.....	1955
Leonard, John (T), Indiana.....	1922-23
LeVeck, Jack (LB), Ohio.....	1973-74
Lewis, Charles (T), Iowa.....	1959
Lewis, Woodley (B), Oregon.....	1956-59
Liebel, Frank (E), Norwich.....	1948
Lillard, Joe (B), Oregon State.....	1932-33
Lind, Al (C), Northwestern.....	1936
Lindow, Al (B), Washington (Mo.).....	1945
Lipinski, Jim (T), Fairmont State.....	1950
Lipostad, Ed (G), Wake Forest.....	1952
Lisch, Rusty (QB), Notre Dame.....	1980-84
Little, Steve (P/K), Arkansas.....	1978-80
Loepfe, Dick (T), Wisconsin.....	1948-49
Logan, Chuck (E), Northwestern.....	1965, '67-68
Lokanc, Joe (G), Northwestern.....	1941
Lomax, Neil (QB), Portland State.....	1981-89
Long, Dave (DE), Iowa.....	1966-68
Longo, Tom (DB), Notre Dame.....	1971
Lott, Thomas (RB), Oklahoma.....	1979
Love, Randy (RB), Houston.....	1979-85
Loyd, Mike (QB), Missouri Southern St.....	1979-80
Lunceford, Dave (T), Baylor.....	1957
Lunz, Gerry (G), Marquette.....	1925-26
Lyles, Lester (FS), Virginia.....	1988
Lyman, Jeff (LB), Brigham Young.....	1972
Lynch, Lynn (G), Illinois.....	1951

M

MacDonald, Mark (G/C), Boston College.....	1988
Mack, Cedric (DB), Baylor.....	1983-
Mack, Terrence (LB), Clemson.....	1987
Mackey, Kyle (QB), East Texas State.....	1984
Madden, Lloyd (B), Colorado Mines.....	1940
Maddock, Bob (G), Notre Dame.....	1942, '46
Maeda, Chet (B), Colorado A&M.....	1946
Magulick, George (B), St. Francis.....	1944
Mahoney, Ike (B), Creighton.....	1925-28, '31
Mallouf, Ray (B), Southern Methodist.....	1941, '46-48
Malloy, Les (B), Loyola (Ill.).....	1931-33
Manges, Mark (QB), Maryland.....	1978
Mann, Dave (B), Oregon State.....	1955-57
Maple, Howard (B), Oregon State.....	1930
Marchibroda, Ted (QB), Detroit.....	1957

Marcontell, Ed (G), Lamar Tech.....	1967
Marelli, Ray (G), Notre Dame.....	1928
Markham, Dale (T), North Dakota.....	1981
Marotti, Lou (G), Toledo.....	1943-45
Marsh, Doug (TE), Michigan.....	1980-86
Marquardt, John (E), Illinois.....	1921
Martin, Caleb (T), Louisiana Tech.....	1947
Martin, Glen (B), Southern Illinois.....	1932
Martin, John (B), Oklahoma.....	1941-44
Mason, Joel (E), Western Michigan.....	1939
Masters, Walt (QB), Pennsylvania.....	1943-44
Matson, Ollie (RB), San Francisco.....	1952-58
Mauldin, Stan (T), Texas.....	1946-48
May, Bill (B), Louisiana State.....	1937-38
Mayes, Tony (FS), Kentucky.....	1987
Maynard, Don (WR), Texas-El Paso.....	1973
Mays, Stafford (DE), Washington.....	1980-86
McAdoo, Derrick (RB), Baylor.....	1987-88
McBride, Adrian (WR), Missouri.....	1987
McBride, Charles (B), Washington State.....	1936
McCarthy, John (B), St. Francis.....	1944
McConkey, Phil (WR), Navy.....	1989
McCullough, Hugh (B), Oklahoma.....	1940-41
McCusker, Jim (T), Pittsburgh.....	1951
McDermott, Lloyd (T), Kentucky.....	1950-51
McDole, Roland (DE), Nebraska.....	1961
McDonald, Mike (LB), Catawba.....	1976
McDonald, Tim (FS), Southern California.....	1987-
McDonnell, Mickey (B), None.....	1925-30
McDonough, Coley (B), Dayton.....	1939, '44
McDowell, J (T), St. John's (Minn.).....	1966
McElwain, Bill (B), Northwestern.....	1924, '26
McFarland, Jim (E), Nebraska.....	1970-74
McGee, Bob (T), Santa Clara.....	1938
McGee, Michael (G), Duke.....	1960-62
McGill, Eddie (TE), Western Carolina.....	1982-84
McGill, Mike (LB), Notre Dame.....	1971-72
McGraw, Mike (LB), Wyoming.....	1976
McHan, Lamar (QB), Arkansas.....	1954-58
McInerney, Arnie (C), Notre Dame.....	1920-27
McInnis, Hugh (E), Missouri Southern St.....	1960-62
McIntyre, Jeff (LB), Arizona State.....	1980
McIvor, Rick (QB), Texas.....	1984-85
McKenzie, Reggie (LB), Tennessee.....	1989-
McMahon, Byron (G), Cornell.....	1923
McMillan, Ernie (T), Illinois.....	1961-74
McNally, Frank (C), St. Mary's (Calif.).....	1931-34
McNanie, Sean (DE), San Diego State.....	1988
McNulty, Paul (E), Notre Dame.....	1924-25
McPhee, Frank (E), Princeton.....	1955
McQuarters, Ed (DT), Oklahoma State.....	1965
Meggsey, Dave (LB), Syracuse.....	1963-69
Mehring, Pete (T), Kansas.....	1934-36
Melinger, Steve (E), Kentucky.....	1961
Meinert, Dale (LB), Oklahoma State.....	1958-67
Melinkovich, M. (DE), Grays Harbor (Wash.) J.C.....	1965-66
Memmlaer, Dale (G), Wyoming.....	1960-61
Mergen, Mike (T), San Francisco.....	1952
Merkovsky, Elmer (T), Pittsburgh.....	1944
Mestnik, Frank (RB), Marquette.....	1960-61
Metcalfe, Terry (RB), Calif. St.-Long Beach.....	1973-77
Method, Russ (B), None.....	1929
Mikulak, Mike (B), Oregon.....	1934-36
Miller, Milford (G), Chadron State.....	1936-37
Miller, Terry (LB), Illinois.....	1971-74
Mimbs, Robert (RB), Kansas.....	1988
Mitchell, Roland (CB), Texas Tech.....	1988-89
Mitchell, Stump (RB), The Citadel.....	1981-
Moe, Hal (B), Oregon State.....	1933
Mohardt, John (B), Notre Dame.....	1922-23
Monaco, Rob (C), Vanderbilt.....	1985
Monahan, Ron (LB), South Carolina.....	1986
Monahan, Regis (G), Ohio State.....	1939
Monfort, Avery (B), New Mexico.....	1941
Montgomery, Bill (B), Louisiana State.....	1946
Montgomery, Ralph (T), Centre.....	1923
Mooney, Jim (T), Georgetown.....	1935
Moore, Bill (B), Loyola (La.).....	1932
Moore, Ricky (FB), Alabama.....	1988
Moran, Francis (B), Grinnell.....	1927
Morgan, Bob (T), Maryland.....	1954
Morris, Mike (G), N.E. Missouri State.....	1987-88
Morris, Wayne (RB), Southern Methodist.....	1976-83
Morrow, Bob (G), Illinois Wesleyan.....	1941-43
Morrow, John (G), Kearney State.....	1937-38
Moss, Eddie (RB), S.E. Missouri State.....	1973-76
Moynihan, Tim (C), Notre Dame.....	1932-33
Mueller, Bill (E), DePaul.....	1937
Mullen, Tom (G), S.W. Missouri State.....	1978
Mullen, Verne (E), Illinois.....	1927
Mulleneaux, Lee (C), Arizona.....	1938
Mulligan, Wayne (C), Clemson.....	1969-73
Mumford, Tony (RB), Penn State.....	1985
Murphy, Bill (G), Washington (Mo.).....	1940-41
Murphy, Jim (B), St. Thomas (Minn.).....	1928
Murphy, Tom (B), Arkansas.....	1934
Murrell, Bill (TE), Winston-Salem.....	1979
N	
Nagel, Ray (B), UCLA.....	1953
Nagel, Ross (T), St. Louis.....	1942
Nagler, Gern (E), Santa Clara.....	1953, '55-58
Neacy, Clem (E), Colgate.....	1928
Neill, Jim (B), Texas Tech.....	1939

(Continued on page 166)

(All-Time Roster continued from page 165)

Nesbitt, Dick (B), Drake	1933
Nevers, Ernie (B), Stanford	1929-31
Neuman, Bob (E), Illinois Wesleyan	1934-36
Nichelini, Al (B), St. Mary's (Calif.)	1935-36
Nichols, Ham (G), Rice	1947-49
Nisbet, Dave (E), Washington	1933
Nolsinger, Terry (QB), Utah	1965-66
Noga, Niko (LB), Hawaii	1984-88
Noga, Peter (LB), Hawaii	1987
Nolan, Dick (B), Maryland	1958
Nolan, Earl (T), Arizona	1937-38
Norman, Bob (C), None	1945
Norton, Jerry (DB), Southern Methodist	1959-61
Novacek, Jay (TE), Wyoming	1985-89
Nunn, Freddie Joe (DE), Mississippi	1985-
Nussbaumer, Bob (B), Michigan	1949-50

O

Oates, Brad (T), Brigham Young	1976-77, '79-80
O'Brien, Dave (G), Boston College	1966-67
O'Connor, Dan (G), Georgetown	1920-24
O'Donoghue, Neil (K), Auburn	1980-85
Ogden, Ray (FL), Alabama	1965-66
Ogle, Rick (LB), Colorado	1971
Okoniewski, Steve (DT), Washington	1976
Olerich, Dave (LB), San Francisco	1969-70
Olson, Carl (T), UCLA	1942
Olszewski, Johnny (B), California	1953-57
Osborne, Richard (TE), Texas A&M	1979
Oliver, Clancy (CB), San Diego State	1973
Otis, Jim (RB), Ohio State	1973-78
Owens, Don (DT), Southern Mississippi	1960-63
Owens, Luke (DT), Kent State	1958-65
Owens, Marv (WR), San Diego State	1973

P

Palmer, Scott (DT), Texas	1972
Pancieri, Don (QB), San Francisco	1952
Panfil, Kenneth (T), Purdue	1960-62
Pangle, Hal (B), Oregon State	1935-38
Pappio, Joe (B), Haskell	1930
Pardonner, Earl (B), Purdue	1934-35
Paremore, Bob (RB), Florida A&M	1963-64
Parish, Don (LB), Stanford	1970-72
Parker, Buddy (B), Centenary	1937-43
Parker, Joe (E), Texas	1946-47
Parlavacchio, Chet (LB), Penn State	1983
Parris, Gary (TE), Florida State	1979-80
Pasquale, Ron (G), Akron	1987
Pasquarelli, Ralph (B), Villanova	1951-52
Pasquesi, Tony (T), Notre Dame	1955-57

Patulski, Walt (DE), Notre Dame	1977
Pearson, Bert (C), Kansas State	1935-36
Peat, Todd (G), Northern Illinois	1987-89
Pelfrey, Ray (E), E. Kentucky	1952
Perko, John (G), Minnesota	1944
Perrin, Benny (FS), Alabama	1982-85
Perry, Gerald (K), California	1960-62
Person, Ara (TE), Morgan State	1972
Peters, Forest (B), Illinois	1932
Peters, Volney (T), Southern California	1952-53
Peterson, Ken (B), Gonzaga	1935
Petrovich, George (T), Texas	1949-50
Phillips, Reggie (CB), Southern Methodist	1988
Phillips, Rod (RB), Jackson State	1979-80
Philpott, Dean (B), Fresno State	1958
Pierce, Don (C), Kansas	1943
Pisarkiewicz, Steve (QB), Missouri	1977-79
Pittman Charlie, (RB), Penn State	1970
Pittman, Danny (WR), Wyoming	1983-84
Plasman, Dick (E), Vanderbilt	1946-47
Plummer, Tony (DB), Pacific	1970
Plunkett, Art (T), Nevada-Las Vegas	1981-84
Pollard, Bob (DE), Weber State	1978-81
Polofsky, Gordon (G), Tennessee	1952-54
Polsfoot, Fran (E), Washington State	1950-52
Poole, Jim (E), Mississippi	1945
Popa, Eli (B), Illinois	1952
Popovich, John (B), St. Vincent	1944
Popovich, Milt (B), Montana	1938-42
Pottéiger, Earl (B), Ursinus	1921
Preston, John (SS), Central State (Okla.)	1987
Provost, Ted (DB), Ohio State	1971
Psaltis, Jim (B), Southern California	1953, '55
Puki, Craig (LB), Tennessee	1982
Puplis, Andy (B), Notre Dame	1943
Purdin, Cal (B), Tulsa	1943
Putman, Earl (C), Arizona State	1957

R

Rabold, Michael (G), Indiana	1960
Radecic, Keith (C), Penn State	1987
Radford, Bruce (DE), Grambling	1981
Ralph, Dan (DT), Oregon	1984-85
Ramey, Jim (DE), Kentucky	1979
Ramsey, Garrard (G), William & Mary	1946-51
Ramsey, Knox (G), William & Mary	1950-51
Ramsey, Ray (B), Bradley	1950-53
Ramson, Eason (TE), Washington State	1978
Randle, Sonny (WR), Virginia	1959-66
Randolph, Clare (C), Indiana	1930
Rankin, Walt (B), Texas Tech	1941, '43, '45-47
Ranspot, Keith (E), Southern Methodist	1940

Rashad, Ahmad (WR), Oregon	1972-73
Ravensburg, Bob (E), Indiana	1948-49
Reaves, Ken (S), Norfolk State	1974-76
Redmond, Thomas (DE), Vanderbilt	1960-65
Reed, Joe (B), Louisiana State	1937, '39
Reeves, Walter (TE), Auburn	1989-
Rexer, Freeman (E), Tulane	1943, '45
Reynolds, Bill (B), Mississippi	1945
Reynolds, Bob (T), Bowling Green	1963-71, '73
Reynolds, John (C), Baylor	1937
Reynolds, Mack (QB), Louisiana State	1958-59
Rhea, Floyd (G), Oregon	1943
Ribble, Loran (G), Hardin-Simmons	1933
Richards, Perry (E), Detroit	1959-60
Richardson, John (DT), UCLA	1972-73
Risk, Ed (B), Purdue	1932
Risvold, Ray (B), St. Edwards, Texas	1927-28
Rivers, Jamie (LB), Bowling Green	1968-73
Roach, John (QB), SMU	1956, '59-60
Roach, Rollin (B), Texas Christian	1927
Robb, Joe (DE), Texas Christian	1961-67
Robbins, John (B), Arkansas	1938-39
Robbins, Tootle (T), East Carolina	1982-
Roberts, Hal (P), Houston	1974
Robinson, Jack (T), N.E. Missouri	1936-37
Robl, Hal (B), Wisconsin State-Oshkosh	1945
Robnett, Marshall (G), Texas A&M	1943, '45
Rogers, Glenn (G), Texas Christian	1939
Rogge, George (E), Iowa	1931-33
Roland, John (RB), Missouri	1966-72
Romanik, Steve (G), Villanova	1953-54
Rooney, Bill (C), None	1929
Rooney, Cobb (E), None	1929-30
Root, Jim (QB), Miami, Ohio	1953, '56
Rose, Gene (DB), Wisconsin	1929-32
Rosema, Rocky (LB), Michigan	1968-71
Rosenbach, Timm (QB), Washington St.	1989-
Rowe, Bob (DT), Western Michigan	1967-72
Roy, Frank (G), Utah	1966
Rozier, Bob (DE), California	1979
Rudolph, Council (DE), Kentucky State	1973-75
Ruether, Mike (C), Texas	1986-87
Rundquist, Elmer (T), Illinois	1922
Rushing, Marion (LB), S. Illinois	1959, '62-65
Russell, Doug (B), Kansas State	1934-39
Ryan, Jim (B), Notre Dame	1924
Ryzdewski, Frank (T), Notre Dame	1921
Sanders, Lonnie (DB), Michigan State	1968-69
Sandifer, Dan (B), Louisiana State	1953
Sanford, Leo (C), Louisiana Tech	1951-57
Sarboe, Phil (B), Washington State	1934-36
Sargent, Broderick (RB), Baylor	1986-87
Sarringhaus, Paul (B), Ohio State	1946
Sauls, Mac (DB), Southwest Texas State	1968-69
Scales, Hurlis (DB), North Texas State	1974
Scanlon, John (B), DePaul	1921
Scardine, Carmen (B), None	1932
Schillinger, Andy (WR), Miami (O.)	1988-89
Schleicher, Maury (LB), Penn State	1959
Schmiesing, Joe (DE), New Mexico State	1968-71
Schmidt, George (E), Lewis	1953
Schmitt, George (S), Delaware	1983
Schneider, Herman (B), Iowa	1940
Schubert, Eric (K), Pittsburgh	1986
Schultz, Eberle (G), Oregon State	1944
Schwall, Vic (B), Northwestern	1947-50
Schwartz, Don (DB), Washington State	1981
Schwartz, Elmer (B), Washington State	1932
Schwenk, Wilson (B), Washington (Mo.)	1942
Scott, Carlos (C), Texas-El Paso	1983-85
Scott, Ed (FS), Grambling	1987
Scotts, Colin (DT), Hawaii	1987-88
Seabron, Thomas (LB), Michigan	1980
Sears, Jim (DB), USC	1954, '57-58
Sebro, Bob (G), Southern California	1982
Seibold, Champ (T), Wisconsin	1942
Sell, Clarence (B), Wisconsin	1949
Semes, Bernes (B), Duquesne	1944
Seno, Frank (B), George Washington	1945-46
Sensibaugh, Mike (S), Ohio State	1976-78
Severson, Jeff (CB), Long Beach State	1976-77
Shivers, Roy (RB), Utah State	1966-72
Sharpe, Luis (T), UCLA	1982-84, 85-
Shaw, Bob (E), Ohio State	1950
Shaw, Dennis (QB), San Diego State	1974-75
Shaw, Jesse (G), Southern California	1931
Shaffer, Craig (LB), Indiana State	1982-84
Shelby, Willie (RB), Alabama	1978
Shelley, Dex (B), Texas	1932
Shenefelt, Paul (T), Manchester	1934-35
Shirk, John (E), Oklahoma	1940
Shivers, Roy (RB), Utah State	1966-72
Shook, Fred (C), Texas Christian	1941
Shumann, Mike (WR), Florida State	1982-83
Shy, Don (RB), San Diego State	1973
Sikahema, Vai (RB/KR), Brigham Young	1986-
Sikora, Mike (G), Oregon	1952
Silas, Sam (DT), Southern Illinois	1963-67
Silvestri, Carl (DB), Wisconsin	1965
Simas, Bill (B), St. Mary's, Calif.	1932-33

(Continued on page 168)

S

Sabados, Andy (G), Citadel	1939-40
Sachs, Len, Loyola (Ill.)	1920-23, '25
Saddler, Rod (DT), Texas A&M	1987-
Sagely, Floyd (E), Arkansas	1957

(All-Time Roster continued from page 167)

Simmons, Dave (LB), Georgia Tech.....	1965-66
Simmons, John (C), Detroit.....	1951-56
Simons, Keith (DT), Minnesota.....	1978-79
Sims, Ken (CB), Iowa.....	1987
Sirko, Emil (B), Notre Dame.....	1951-52
Siwak, Mike (DT), Western Michigan.....	1970
Slater, Fred (T), Iowa.....	1926-31
Sloan, Bonnie (DT), Austin-Peay.....	1973
Sloan, Dwight, (QB), Arkansas.....	1938
Smith, Bill (E), Washington.....	1934-39
Smith, Charles (B), Georgia.....	1947
Smith, George (B), Villanova.....	1943
Smith, J.T. (WR), North Texas State.....	1985-
Smith, Jackie (E), N.W. Louisiana.....	1963-76
Smith, Lance (T), Louisiana State.....	1985-
Smith, Leonard (DB), McNeese State.....	1983-85
Smith, Russ (G), Illinois.....	1923
Smith, Perry (DB), Colorado State.....	1977-79
Smith, Vernice (G), Florida A&M.....	1989-
Smith, Wayne (CB), Purdue.....	1982-86
Smith, Wilfred (E), DePaul.....	1923-25
Snowden, Cal (DE), Indiana.....	1969-70
Sortun, Rick (G), Washington.....	1964-69
Southard, Tommy (WR), Furman.....	1978
Spachman, Chris (DE), Nebraska.....	1988
Speegle, Cliff (C), Oklahoma.....	1945
Spence, Julian (B), Sam Houston.....	1956
Spencer, Maurice (DB), N.C. Central.....	1974
Spiller, Phil (DB), Calif. St.-Los Angeles.....	1967
Spinks, Jack (G), Alcorn A&M.....	1953
Spradlin, Danny (LB), Tennessee.....	1985
Springsteen, Bill (E), Lehigh.....	1927-28
Stacy, William (DB), Mississippi State.....	1959-63
Staggs, Jeff (LB), San Diego State.....	1972-73
Stallings, Larry (LB), Georgia Tech.....	1963-76
Stallings, Robert (TE), Southern Mississippi.....	1986
Stegent, Larry (RB), Texas A&M.....	1971
Steger, Pete (B), None.....	1921
Stein, Bill (C), Fordham.....	1927-28
Steinbach, Larry (T), St. Thomas.....	1931-33
Stennett, Fred (B), St. Mary's (Calif.).....	1932
Stewart, Vaughan (C), Alabama.....	1943
Stief, Dave (WR), Portland State.....	1978-82
Stieve, Terry (G), Wisconsin.....	1978-84
Stokes, Lee (J), Centenary.....	1943
Stone, Ken (DB), Vanderbilt.....	1977-80
Stonesifer, Don (E), Northwestern.....	1951-56
Stoudt, Cliff (QB), Youngstown State.....	1986-88
Stovall, Jerry (DB), Louisiana State.....	1963-71
Strader, Charles (G), Colgate.....	1928
Strausbaugh, Jim (B), Ohio State.....	1946
Stringer, Scott (DB), California.....	1974
Strofolino, Mike (LB), Villanova.....	1966-68
Stuessy, Mel (T), St. Edward's (Tex.).....	1926
Sugar, Leo (DE), Purdue.....	1960

Suminski, Dave (G), Wisconsin.....	1953
Summerall, Pat (K-E), Arkansas.....	1953-57
Sutch, George, (B), Temple.....	1946
Svoboda, Bill (LB), Tulane.....	1950-53
Swanson, Eric (WR), Tennessee.....	1986
Swanson, Larry (E), Lombard.....	1925-27
Swider, Evay (P), Pittsburgh.....	1980
Swistowicz, Mike (B), Notre Dame.....	1950
Symank, John (DB), Florida.....	1963
Szot, Walt (T), Bucknell.....	1946-48

T

Tardits, Richard (LB), Georgia.....	1989
Taylor, Jay (CB), San Jose State.....	1989-
Taylor, Mike (T), Southern California.....	1973
Teeuws, Len (T), Tulane.....	1954-57
Thaxton, Jim (TE), Tennessee State.....	1978
Thomas, Jim (G), Oklahoma.....	1931
Thomas, Ralph (E), San Francisco.....	1952
Thomas, Earl (WR), Houston.....	1974-75
Thompson, Harry (G), UCLA.....	1955
Thompson, Ken (WR), Utah State.....	1982-83
Thompson, Norm (DB), Utah.....	1971-76
Thompson, Ricky (WR), Baylor.....	1982
Thornton, Bill (RB), Nebraska.....	1963-65, '67
Thornton, Bruce (DE), Illinois.....	1982
Thurbon, Bob (B), Pittsburgh.....	1944
Thurman, Dennis (FS), Southern California.....	1986
Tilley, Pat (WR), Louisiana Tech.....	1976-86
Times, Ken (DT), Southern.....	1981
Tinsley, Gaynell (E), Louisiana State.....	1937-38, '40
Tinsley, Jess (T), Louisiana State.....	1929-33
Tipton, Gregg (QB), Hawaii.....	1987
Tipton, Howard (B), Southern California.....	1933-37
Tolbert, Jim (S), Lincoln (Mo.).....	1973-75
Tonelli, Mario (B), Southern California.....	1939
Toogood, Charley (G), Nebraska.....	1957
Toscani, Frank (B), St. Mary's (Calif.).....	1932
Towns, Robert (DB), Georgia.....	1960
Townsend, Curtis (LB), Arkansas.....	1978
Tracey, John (LB), Texas A&M.....	1959-60
Traynowicz, Mark (G), Nebraska.....	1988, '89
Trays, Jim (B), Penn State.....	1925
Triplett, Bill (RB), Miami (O.).....	1962-63, '65-66
Triplett, Wally (B), Penn State.....	1952-53
Trippi, Charley (B), Georgia.....	1947-55
Tripucka, Frank (QB), Notre Dame.....	1950-52
Tubbs, Jerry (LB), Oklahoma.....	1957-58
Tupa, Tom (QB-P), Ohio State.....	1988-
Turner, Herschel (G-T), Kentucky.....	1964-65
Turner, Marcus (CB), UCLA.....	1989-
Tyler, Pete (B), Hardin-Simmons.....	1937-38

U

Ucovich, Mitch (T), San Jose State	1945
Ulrich, Charles (T), Illinois	1954-58
Underwood, John (G), None	1929
Upshaw, Marvin (DT), Trinity (Tex.)	1976
Usher, Darryl (WR), Illinois	1989

V

Van Galder, Tim (QB), Iowa State	1972-74
Vanzo, Fred (B), Northwestern	1941
Vatterott, Charles (T), S.W. Texas State	1987
Vaughan, Charles (B), Tennessee	1936
Vesser, John (E), Idaho	1927, '30-31
Vodicka, Joe (B), None	1945
Vokaty, Otto (B), Heidelberg	1933
Volok, Bill (G), Tulsa	1934-39

W

Wager, Clint (E), St. Mary's (Minn.)	1943, '45
Wagstaff, Jim (B), Idaho State	1959
Wahler, Jim (DT), UCLA	1969-
Walczak, Mark (TE), Arizona	1988
Waldron, Austin (G), Gonzaga	1927
Walker, Charles (DT-DE), Duke	1964-72
Walker, Quentin (RB), Virginia	1984-85
Wallner, Fred (G), Notre Dame	1951-52, '54-55
Washington, Eric (DB), Texas-El Paso	1972-73
Washington, Lionel (DB), Tulane	1983-86
Watford, Gerry (E), Alabama	1953-54
Watkins, Bob (B), Ohio State	1958
Watt, Walt (B), Miami	1945
Weaver, Charles (G), Chicago	1930
Weber, Chuck (LB), West Chester State	1956-58
Wedel, Dick (G), Wake Forest	1948
Wehrli, Roger (CB), Missouri	1969-76
Weller, Ray (T), Nebraska	1926-27
Welter, Tom (G-T), Nebraska	1987
Wendt, Ken (G), Marquette	1932
West, Jeff (P), Cincinnati	1975
West, Stan (G), Oklahoma	1956-57
West, William (DB), Oregon	1960-61
Whalen, Bill (T), None	1920-24
Wham, Tom (E), Furman	1949-51
Wheeler, Ernie (B), N. Dakota State	1939, '42
Wheeler, Ted (G), West Texas State	1967-68
Whitaker, Bill (DB), Missouri	1983-84
White, Paul (RB), Texas-El Paso	1970-71
White, Ray (LB), Syracuse	1975-76
Whitman, Laverne (B), Tulsa	1951-53

Wicks, Bob (WR), Utah State	1972
Widerquist, Chet (T), Washington & Jefferson	1926-28
Willard, Ken (RB), North Carolina	1974
Williams, Bobby (DB), Central State (OK)	1966-67
Williams, Clyde (T), Southern	1967-71
Williams, Dave (WR), Washington	1967-71
Williams, Eric (LB), Southern California	1977-82
Williams, Gerald (CB), Langston	1980
Williams, Herb (DB), Southern	1981-82
Williams, Jake (T), Texas Christian	1929-33
Williams, Rex (C), Texas Tech	1940
Williams, Jamie (TE), Nebraska	1983
Willingham, Larry (DB), Auburn	1971-72, '76
Wilson, Bill (E), Gonzaga	1935-37
Wilson, Gordon (C), Texas Mines	1942-43, '45
Wilson, Karl (DE), Louisiana State	1989
Wilson, Larry (S), Utah	1960-72
Wilson, Mike (DB), Western Illinois	1969
Withrow, Cal (C), Kentucky	1974
'Wolf, Joe (T/G), Boston College'	1989-
Wolfley, Ron (RB), West Virginia	1985-
Wood, Bob (T), Alabama	1940
Wood, Mike (P/K), SE Missouri State	1978-79
Woodeshick, Tom (RB), West Virginia	1972
Woodruff, Jim (E), Pittsburgh	1926
Woodson, Abe (DB), Illinois	1965-66
Woolsey, Rolly (DB), Boise State	1978
Wortman, Keith (G), Nebraska	1976-81
Wright, Charles (CB), Tulsa	1987
Wright, Nate (DB), San Diego State	1969-70
Wright, Steve (T), Alabama	1972
Wutkis, Al (C), Duquesne	1944
Wyche, Sam (QB), Furman	1976

Y

Yablonski, Ventan (B), Columbia	1948-51
Yankowski, Ron (DE), Kansas State	1971-76
Yarr, Tom (C), Notre Dame	1933
Yeisley, Don (E), None	1927-28
Young, Bob (G), Howard Payne	1972-76
Young, Lonnie (FS), Michigan State	1985-

Z

Zandofsky, Mike (G), Washington	1989-
Zelencik, Frank (T), Oglethorpe	1939
Zimny, Bob (T), Indiana	1945-49
Zoia, Clyde (G), Notre Dame	1920-23
Zook, John (DE), Kansas	1976-79
Zontini, Lou (B), Notre Dame	1940-41
Zordich, Michael (S), Penn State	1989-

Annual Results

Year	Won	Lost	Tied	Pct.	Head Coach
1920	5	2	1	.714	Marshall Smith
1921	2	3	2	.400	John "Paddy" Driscoll
1922	8	3	0	.727	John "Paddy" Driscoll
1923	8	4	0	.667	Arnold Horween
1924	5	4	1	.556	Arnold Horween
1925*	11	2	1	.846	Norman Barry
1926	5	6	1	.455	Norman Barry
1927	3	7	1	.300	Fred Gillies
1928	1	5	0	.167	Guy Chamberlin
1929	6	6	1	.500	Ernie Nevers
1930	5	6	2	.455	Ernie Nevers
1931	5	4	0	.556	LeRoy Andrews (a)
1932	2	6	2	.250	Jack Chevigny
1933	1	9	1	.100	Paul Schissler
1934	5	6	0	.455	Paul Schissler
1935	6	4	2	.600	Milan Creighton
1936	3	8	1	.273	Milan Creighton
1937	5	5	1	.500	Milan Creighton
1938	2	9	0	.182	Milan Creighton
1939	1	10	0	.091	Ernie Nevers
1940	2	7	2	.222	James G. Conzelman
1941	3	7	1	.300	James G. Conzelman
1942	3	8	0	.273	James G. Conzelman
1943	0	10	0	.000	Philip G. Handler
1944	Cardinal-Pittsburgh teams played as combination				
1945	1	9	0	.100	Philip G. Handler
1946	6	5	0	.545	James G. Conzelman
1947*	9	3	0	.750	James G. Conzelman
1948+	11	1	0	.917	James G. Conzelman
1949	6	5	1	.545	Phil Handler-Buddy Parker
1950	5	7	0	.417	Earl "Curly" Lambeau
1951	3	9	0	.250	Earl "Curly" Lambeau
1952	4	8	0	.333	Joseph L. Kuharich
1953	1	10	1	.091	Joseph Stydahar
1954	2	10	0	.167	Joseph Stydahar
1955	4	7	1	.364	Ray Richards
1956	7	5	0	.583	Ray Richards
1957	3	9	0	.250	Ray Richards
1958	2	9	1	.182	Frank "Pop" Ivy
1959	2	10	0	.167	Frank "Pop" Ivy

Year	Won	Lost	Tied	Pct.	Head Coach
1960#	6	5	1	.545	Frank "Pop" Ivy
1961	7	7	0	.500	Frank "Pop" Ivy (b)
1962	4	9	1	.308	Wally Lemm
1963	9	5	0	.643	Wally Lemm
1964	9	3	2	.750	Wally Lemm
1965	5	9	0	.357	Wally Lemm
1966	8	5	1	.615	Charley Winner
1967	6	7	1	.462	Charley Winner
1968	9	4	1	.692	Charley Winner
1969	4	9	1	.308	Charley Winner
1970	8	5	1	.615	Charley Winner
1971	4	9	1	.308	Bob Hollway
1972	4	9	1	.321	Bob Hollway (c)
1973	4	9	1	.321	Don Coryell
1974**	10	4	0	.714	Don Coryell
1975**	11	3	0	.786	Don Coryell
1976	10	4	0	.714	Don Coryell
1977	7	7	0	.500	Don Coryell
1978	6	10	0	.375	Bud Wilkinson
1979	5	11	0	.312	Bud Wilkinson (d)
1980	5	11	0	.312	Jim Hanifan
1981	7	9	0	.438	Jim Hanifan
1982	5	4	0	.556	Jim Hanifan
1983	8	7	1	.531	Jim Hanifan
1984	9	7	0	.563	Jim Hanifan
1985	5	11	0	.312	Jim Hanifan
1986	4	11	1	.281	Gene Stallings
1987	7	8	0	.467	Gene Stallings
1988##	7	9	0	.438	Gene Stallings
1989	5	11	0	.313	Gene Stallings (e)
Totals	361	470	38	.437	

*Won NFL championship

**Won NFC Eastern Division championship

+Won NFL Western Conference championship

#First season in St. Louis

##First season in Phoenix

(a) Resigned after two games. Replaced by Ernie Nevers

(b) Resigned after 12 games. Replaced by coaches Drulis, Prochaska, and Willsey.

(c) Beginning with 1972, won-lost percentage includes ties.

(d) Released after 13 games. Replaced by Larry Wilson on interim basis.

(e) Released after 11 games. Replaced by Hank Kuhlmann on interim basis.

Rivalries

Atlanta Falcons (8-4)

1966	Falcons	A	16-10
1968	Cardinals	H	17-12
1971	Cardinals	A	26-9
1973	Cardinals	A	32-10
1975	Cardinals	H	23-20
1978	Cardinals	H	42-21
1980	Falcons	H	33-27 (OT)
1981	Falcons	A	41-20
1982	Cardinals	A	23-20
1986	Falcons	A	33-13
1987	Cardinals	A	34-21
1989	Cardinals	H	34-20

Buffalo Bills (3-2)

1971	Cardinals	A	28-23
1975	Bills	H	32-14
1981	Cardinals	H	24-0
1984	Cardinals	H	37-7
1986	Bills	A	17-10

Chicago Bears (25-52-6)

1920	Cardinals	A	7-6
	Bears	H	10-0
1921	Tie	H	0-0
1922	Cardinals	H	6-0
	Cardinals	A	9-0
1923	Bears	A	3-0
1924	Bears	A	6-0
	Bears	H	21-0
1925	Cardinals	H	9-0
	Tie	A	0-0
1926	Bears	H	16-0
	Bears	A	10-0
	Tie	A	0-0
1927	Bears	H	9-0
	Cardinals	A	3-0
1928	Bears	H	15-0
	Bears	A	34-0
1929	Tie	A	0-0
	Cardinals	H	40-6
1930	Bears	H	32-6
	Bears	A	6-0
1931	Bears	A	26-13
	Bears	H	18-7
1932	Tie	A	0-0
	Bears	H	34-0
1933	Bears	H	12-9
	Bears	A	22-6
1934	Bears	A	20-0
	Bears	A	17-6

1935	Tie	A	7-7
	Bears	H	13-0
1936	Bears	A	7-3
	Cardinals	H	14-7
1937	Bears	A	16-7
	Bears	H	42-28
1938	Bears	H	16-13
	Bears	A	34-28
1939	Bears	A	44-7
	Bears	H	48-7
1940	Cardinals	H	21-7
	Bears	A	31-23
1941	Bears	A	53-7
	Bears	H	34-24
1942	Bears	A	41-14
	Bears	H	21-7
1943	Bears	A	20-0
	Bears	H	35-24
1944	Bears	A	34-7
	Bears	H	49-7
1945	Cardinals	A	16-7
	Bears	H	28-20
1946	Bears	H	34-17
	Cardinals	A	35-28
1947	Cardinals	H	31-7
	Cardinals	A	30-21
1948	Bears	H	28-17
	Cardinals	A	24-21
1949	Bears	H	17-7
	Bears	A	52-21
1950	Bears	A	27-6
	Cardinals	H	20-10
1951	Cardinals	H	28-14
	Cardinals	A	24-14
1952	Cardinals	H	21-10
	Bears	A	10-7
1953	Cardinals	A	24-17
1954	Bears	H	29-7
1955	Cardinals	H	53-14
1956	Bears	A	10-3
1957	Bears	H	14-6
1958	Bears	A	30-14
1959	Bears	H	31-7
1965	Bears	A	34-13
1966	Cardinals	H	24-17
1967	Bears	A	30-3

1969	Cardinals	H	20-17
1972	Bears	H	27-10
1975	Cardinals	A	34-20
1977	Cardinals	H	16-13
1978	Bears	A	17-10
1979	Bears	A	42-6
1982	Cardinals	A	10-7
1984	Cardinals	H	38-21

Cincinnati Bengals (1-3)

1973	Bengals	A	42-24
1979	Bengals	A	34-28
1985	Cardinals	H	41-27
1988	Bengals	A	21-14

Cleveland Browns (10-31-3)

1950	Browns	A	34-24
	Browns	H	10-7
1951	Browns	H	34-17
	Browns	A	49-28
1952	Browns	A	28-13
	Browns	H	10-0
1953	Browns	H	27-7
	Browns	A	27-16
1954	Browns	A	31-7
	Browns	H	35-3
1955	Browns	H	26-20
	Browns	A	35-24
1956	Cardinals	H	9-7
	Cardinals	A	24-7
1957	Browns	H	17-7
	Browns	A	31-0
1958	Browns	A	35-28
	Browns	H	38-24
1959	Browns	H	34-7
	Browns	A	17-7
1960	Browns	A	28-27
	Tie	H	17-17
1961	Browns	A	20-17
	Browns	H	21-10
1962	Browns	H	34-7
	Browns	A	38-14
1963	Cardinals	A	20-14
	Browns	H	24-10
1964	Tie	A	33-33
	Cardinals	H	28-19
1965	Cardinals	A	49-13
	Browns	H	27-24
1966	Cardinals	A	34-28
	Browns	H	38-10
1967	Browns	A	20-16
	Browns	H	20-16
1968	Cardinals	A	27-21
	Cardinals	H	27-16

1969	Tie	A	21-21
	Browns	H	27-21
1974	Cardinals	H	29-7
1979	Browns	H	38-20
1985	Cardinals	A	27-24 (OT)
1988	Browns	H	29-21

Dallas Cowboys (21-33-1)

1960	Cardinals	H	12-10
1961	Cardinals	A	31-17
	Cardinals	H	31-13
1962	Cardinals	A	28-24
	Cardinals	H	52-20
1963	Cardinals	A	34-7
	Cowboys	H	28-24
1964	Cardinals	A	16-6
	Cowboys	H	31-13
1965	Cardinals	H	20-13
	Cowboys	A	27-13
1966	Tie	H	10-10
	Cowboys	A	31-17
1967	Cowboys	A	46-21
1968	Cowboys	H	27-10
1969	Cowboys	A	24-3
1970	Cardinals	H	20-7
	Cardinals	A	38-0
1971	Cowboys	H	16-13
	Cowboys	A	31-13
1972	Cowboys	A	33-24
	Cowboys	H	27-6
1973	Cowboys	A	45-10
	Cowboys	H	30-3
1974	Cardinals	H	31-28
	Cowboys	A	17-14
1975	Cowboys	A	37-31 (OT)
	Cardinals	H	31-17
1976	Cardinals	H	21-17
	Cowboys	A	19-14
1977	Cowboys	H	30-24
	Cardinals	A	24-17
1978	Cowboys	A	21-12
	Cowboys	H	24-21 (OT)
1979	Cowboys	H	22-21
	Cowboys	A	22-13
1980	Cowboys	H	27-24
	Cowboys	A	31-21
1981	Cowboys	A	30-17
	Cardinals	H	20-17
1982	Cowboys	H	24-7
1983	Cowboys	H	34-17
	Cowboys	A	35-14

(Continued on page 174)

(Dallas Cowboys Rivalry continued from page 173)

1984	Cardinals	A	31-20
	Cowboys	H	24-17
1985	Cardinals	H	21-10
	Cowboys	A	35-17
1986	Cowboys	H	31-7
	Cowboys	A	37-6
1987	Cardinals	H	24-13
	Cowboys	A	21-16
1988	Cowboys	H	*17-14
	Cardinals	A	16-10
1989	Cardinals	A	19-10
	Cardinals	H	24-20

*First game in Arizona

Denver Broncos (0-2-1)

1973	Tie	H	17-17
1977	Broncos	A	7-0
1989	Broncos	H	37-0

Detroit Lions (14-26-3)

1934	Lions	A	6-0
	Lions	H	17-13
1935	Tie	A	10-10
	Lions	H	7-6
1936	Lions	A	39-0
	Lions	H	14-7
1937	Lions	A	16-7
	Lions	H	16-7
1938	Lions	A	10-0
	Lions	H	7-3
1939	Lions	A	21-13
	Lions	H	17-3
1940	Tie	H	0-0
	Lions	A	43-14
1941	Tie	H	14-14
	Lions	A	21-3
1942	Cardinals	H	13-0
	Cardinals	A	7-0
1943	Lions	A	35-17
	Lions	H	7-0
1944	Lions	H	27-6
	Lions	A	21-7
1945	Lions	H	10-0
	Lions	A	26-0
1946	Cardinals	H	34-14
	Cardinals	A	36-14
1947	Cardinals	H	45-21
	Cardinals	A	17-7
1948	Cardinals	H	56-20
	Cardinals	A	28-14
1949	Lions	H	24-7
	Cardinals	A	42-19

1959	Lions	A	45-21
1961	Lions	H	45-14
1967	Cardinals	H	38-28
1969	Lions	A	20-0
1970	Lions	A	16-3
1973	Lions	H	20-16
1975	Cardinals	A	24-13
1978	Cardinals	H	21-14
1980	Lions	A	20-7
	Cardinals	H	24-23
1989	Cardinals	A	16-13

Green Bay Packers (22-41-4)

1921	Tie	H	3-3
1922	Cardinals	H	16-3
1924	Cardinals	H	3-0
1925	Cardinals	H	9-6
1926	Cardinals	A	13-7
	Packers	H	3-0
1927	Packers	A	13-0
	Tie	H	6-6
1928	Packers	A	20-0
1929	Packers	A	9-2
	Packers	H	7-6
	Packers	H	12-0
1930	Packers	A	14-0
	Cardinals	H	13-6
1931	Packers	A	26-7
	Cardinals	H	21-13
1932	Packers	A	15-7
	Packers	H	19-9
1933	Packers	H	14-6
1934	Packers	A	15-0
	Cardinals	A	9-0
	Cardinals	H	6-0
1935	Cardinals	A	7-6
	Cardinals	A	3-0
	Cardinals	H	9-7
1936	Packers	A	10-7
	Packers	A	24-0
	Tie	H	0-0
1937	Cardinals	A	14-7
	Packers	A	34-13
1938	Packers	A	28-7
	Packers	H	24-22
1939	Packers	A	14-10
	Packers	A	27-20
1940	Packers	A	31-6
	Packers	H	28-7
1941	Packers	A	14-13
	Packers	A	17-9

1942	Packers	H	17-13
	Packers	A	55-24
1943	Packers	H	28-7
	Packers	A	35-14
1944	Packers	A	34-7
	Packers	H	35-20
1945	Packers	A	33-14
1946	Packers	H	19-7
	Cardinals	A	24-6
1947	Cardinals	A	14-10
	Cardinals	H	21-20
1948	Cardinals	A	17-7
	Cardinals	H	42-7
1949	Cardinals	A	39-17
	Cardinals	H	41-21
1955	Packers	A	31-14
1956	Packers	H	24-21
1962	Packers	A	17-0
1963	Packers	H	30-7
1965	Cardinals	A	24-17
1967	Packers	H	31-23
1969	Packers	A	45-28
1971	Tie	H	16-16
1973	Packers	A	25-21
1976	Cardinals	H	29-0
1982	Packers	A	41-16
1984	Packers	A	24-23
1985	Cardinals	H	43-28
1988	Packers	H	26-17

*NFL Playoff Bowl at Miami

+First Round, Super Bowl Tournament

Houston Oilers (3-2)

1970	Cardinals	H	44-0
1974	Cardinals	A	31-27
1979	Cardinals	A	24-17
1985	Oilers	H	20-10
1988	Oilers	A	38-20

Indianapolis Colts (5-4)

1961	Colts	A	16-0
1964	Colts	A	47-27
1968	Colts	A	27-0
1972	Cardinals	A	10-3
1976	Cardinals	H	24-17
1978	Colts	H	30-17
1980	Cardinals	A	17-10
1981	Cardinals	A	35-24
1984	Cardinals	A	34-33

Kansas City Chiefs (1-3-1)

1970	Tie	A	6-6
1974	Chiefs	H	17-13

1980	Chiefs	H	21-13
1983	Chiefs	A	38-14
1986	Cardinals	H	23-14

Los Angeles Raiders (1-2)

1973	Raiders	H	17-10
1983	Cardinals	A	34-24
1989	Raiders	A	16-14

Los Angeles Rams (9-16-2)

1946	Cardinals	H	34-10
	Rams	A	17-14
1947	Rams	A	27-7
	Cardinals	H	17-10
1948	Cardinals	A	27-22
	Cardinals	H	27-24
1949	Tie	H	28-28
	Cardinals	A	31-27
1951	Rams	A	45-21
1953	Tie	H	24-24
1954	Rams	A	28-17
1958	Rams	H	20-14
1960	Cardinals	A	43-21
1965	Rams	H	27-3
1968	Rams	H	24-13
1970	Rams	A	34-13
1972	Cardinals	H	24-14
1975	Rams	A	*35-23
1976	Cardinals	A	30-28
1979	Rams	A	21-0
1980	Rams	H	21-13
1984	Rams	H	16-13
1985	Rams	A	46-14
1986	Rams	H	16-10
1987	Rams	H	27-24
1988	Cardinals	A	41-27
1989	Rams	A	37-14

*NFC Divisional Playoff

Miami Dolphins (0-5)

1972	Dolphins	A	31-10
1977	Dolphins	H	55-14
1978	Dolphins	A	24-10
1981	Dolphins	H	20-7
1984	Dolphins	H	36-28

Minnesota Vikings (7-3)

1963	Cardinals	A	56-14
1967	Cardinals	A	34-24
1969	Vikings	H	27-10
1972	Cardinals	A	19-17

(Continued on page 176)

(Minnesota Vikings Rivalry continued from page 175)

1974 Vikings H 28-24	1951 Giants A 28-17
 Vikings A *30-14	 Giants H 10-0
1977 Cardinals A 27-7	1952 Cardinals A 24-23
1979 Cardinals H 37-7	 Giants H 28-6
1981 Cardinals H 30-17	1953 Giants A 21-7
1983 Cardinals H 41-31	 Giants H 23-20
*NFC Divisional Playoff				1954 Giants H 41-10
				 Giants A 31-17

New England Patriots (4-1)

1970 Cardinals H 31-0
1975 Cardinals H 24-17
1978 Patriots H 16-6
1981 Cardinals A 27-20
1984 Cardinals A 33-10

New Orleans Saints (10-5)

1967 Cardinals H 31-20
1968 Cardinals A 21-20
 Cardinals H 31-17
1969 Saints H 51-42
1970 Cardinals H 24-17
1974 Saints A 14-0
1977 Cardinals H 49-31
1980 Cardinals A 40-7
1981 Cardinals H 30-3
1982 Cardinals A 21-7
1983 Saints A 28-17
1984 Saints A 34-24
1985 Cardinals H 28-16
1986 Saints H 16-7
1987 Cardinals H 24-19

New York Giants (33-60-2)

1926 Giants A 20-0	1951 Giants A 28-17
1927 Giants A 28-7	 Giants H 10-0
1929 Giants A 24-21	1952 Cardinals A 24-23
1930 Giants A 25-12	 Giants H 28-6
 Giants H 13-7	1953 Giants A 21-7
1935 Cardinals A 14-13	 Giants H 23-20
1936 Giants A 14-6	1954 Giants H 41-10
1938 Giansts A 6-0	 Giants A 31-17
1939 Giants A 17-7	1955 Cardinals H 28-17
1941 Cardinals A 10-7	 Giants A 10-0
1942 Giants A 21-7	1956 Cardinals H 35-27
1943 Giants A 24-13	 Giants A 23-10
1944 Giants A 23-0	1957 Giants A 27-14
1946 Giants A 28-24	 Giants H 28-21
1947 Giants A 35-31	1958 Giants H 37-7
1948 Cardinals A 63-35	 Cardinals A 23-6
1949 Giants H 41-38	1959 Giants A 9-3
1950 Cardinals H 17-3	 Giants H 30-20
 Giants A 51-21	1960 Giants H 35-14
				 Cardinals A 20-13
				1961 Cardinals A 21-10
				 Giants H 24-9
				1962 Giants H 31-14
				 Giants A 31-28
				1963 Giants H 38-21
				 Cardinals A 24-17
				1964 Giants A 34-17
				 Tie H 10-10
				1965 Giants A 14-10
				 Giants H 28-15
				1966 Cardinals H 24-19
				 Cardinals A 20-17
				1967 Giants H 37-20
				 Giants A 37-14
				1968 Cardinals A 28-21
				1969 Cardinals H 42-17
				 Giants A 49-6
				1970 Giants A 35-17
				 Giants H 34-17
				1971 Giants H 21-20
				 Cardinals A 24-7
				1972 Giants A 27-21
				 Giants H 13-7
				1973 Cardinals H 35-27
				 Giants A 24-13
				1974 Cardinals A 23-21
				 Cardinals H 26-14
				1975 Cardinals H 26-14
				 Cardinals A 20-13
				1976 Cardinals H 27-21
				 Cardinals A 17-14
				1977 Cardinals H 28-0
				 Giants A 27-7

1978	Cardinals	H	20-10
	Giants	A	17-0
1979	Cardinals	A	27-14
	Cardinals	H	29-20
1980	Giants	H	41-35
	Cardinals	A	23-7
1981	Giants	A	34-14
	Giants	H	20-10
1982	Cardinals	H	24-21
1983	Tie	H	20-20 (OT)
	Cardinals	A	10-6
1984	Giants	A	16-10
	Cardinals	H	31-21
1985	Giants	A	27-17
	Giants	H	34-3
1986	Giants	H	13-6
	Giants	A	27-7
1987	Giants	A	30-7
	Cardinals	H	27-24
1988	Cardinals	H	24-17
	Giants	A	44-7
1989	Giants	A	35-7
	Giants	H	20-13

New York Jets (2-1)

1971	Cardinals	H	17-10
1975	Cardinals	A	37-6
1978	Jets	A	23-10

Philadelphia Eagles (42-40-5)

1935	Cardinals	H	12-3
1936	Cardinals	H	13-0
1937	Tie	A	6-6
1938	Eagles	H	7-0
1941	Eagles	A	21-14
1943	Eagles	A	*34-13
1945	Eagles	A	21-6
1947	Cardinals	A	45-21
	Cardinals	H	28-21
1948	Cardinals	H	21-14
	Eagles	A	7-0
1949	Eagles	A	28-3
1950	Eagles	H	45-7
	Cardinals	A	14-10
1951	Eagles	H	17-14
1952	Eagles	A	10-7
	Cardinals	H	28-22
1953	Eagles	H	56-17
	Eagles	A	38-0
1954	Eagles	H	35-16
	Eagles	A	30-14
1955	Tie	H	24-24
	Eagles	A	27-3
1956	Cardinals	A	20-6
	Cardinals	H	28-17

1957	Eagles	H	38-21
	Cardinals	A	31-27
1958	Tie	H	21-21
	Eagles	A	49-21
1959	Eagles	H	28-24
	Eagles	A	27-17
1960	Eagles	A	31-27
	Eagles	H	20-6
1961	Cardinals	A	30-27
	Eagles	H	20-7
1962	Cardinals	A	27-21
	Cardinals	H	45-35
1963	Cardinals	A	28-24
	Cardinals	H	38-14
1964	Cardinals	A	38-13
	Cardinals	H	36-34
1965	Eagles	A	34-27
	Eagles	H	28-24
1966	Cardinals	H	16-13
	Cardinals	A	41-10
1967	Cardinals	H	48-14
1968	Cardinals	A	45-17
1969	Eagles	H	34-30
1970	Cardinals	A	35-20
	Cardinals	H	23-14
1971	Eagles	H	37-20
	Eagles	A	19-7
1972	Tie	A	6-6
	Cardinals	H	24-23
1973	Cardinals	A	34-23
	Eagles	H	27-24
1974	Cardinals	H	7-3
	Cardinals	A	13-3
1975	Cardinals	H	31-20
	Cardinals	A	24-23
1976	Cardinals	H	31-14
	Cardinals	A	17-14
1977	Cardinals	A	21-17
	Cardinals	H	21-16
1978	Cardinals	A	16-10
	Eagles	H	14-10
1979	Eagles	H	24-20
	Eagles	A	16-13
1980	Cardinals	H	24-14
	Eagles	A	17-3
1981	Eagles	H	52-10
	Eagles	A	38-0
1982	Cardinals	A	23-20
1983	Cardinals	A	14-11
	Cardinals	H	31-7
1984	Cardinals	A	34-14
	Cardinals	H	17-16

(Continued on page 178)

(Philadelphia Eagles Rivalry continued from page 177)

1985EaglesA30-7
EaglesH24-14
1986CardinalsH13-10
TieA10-10 (OT)
1987EaglesH28-23
CardinalsA31-19
1988EaglesA31-21
EaglesH23-17
1989EaglesH17-5
EaglesA31-14

*Philadelphia-Pittsburgh played as merged team in 1943.

Pittsburgh Steelers (21-30-3)

1933SteelersH14-13
1935SteelersA17-13
1936CardinalsH14-6
1937CardinalsA13-7
1939CardinalsA10-0
1940TieA7-7
1942SteelersA19-3
1943SteelersA*34-13
1945SteelersA23-0
1946SteelersA14-7
1948CardinalsA24-7
1950SteelersH28-17
SteelersA28-7
1951SteelersH28-14
1952SteelersH34-28
SteelersA17-14
1953SteelersA31-28
SteelersH21-17
1954CardinalsH17-14
SteelersA20-17
1955SteelersA14-7
CardinalsH27-13
1956SteelersA14-7
CardinalsH38-27
1957SteelersA29-20
SteelersH27-2
1958SteelersH27-20
SteelersA38-21
1959CardinalsH45-24
SteelersA35-20
1960SteelersA27-14
CardinalsH38-7
1961SteelersA30-27
CardinalsH20-0
1962SteelersH26-17
SteelersA19-7
1963SteelersA23-10
CardinalsH24-23

1964CardinalsH34-30
CardinalsA21-20
1965CardinalsA20-7
CardinalsH21-17
1966SteelersA30-9
CardinalsA6-3
1967CardinalsA28-14
TieH14-14
1968TieH28-28
CardinalsA20-10
1969CardinalsA27-14
CardinalsH47-10
1972SteelersH25-19
1979SteelersH24-21
1985SteelersA23-10
1988CardinalsH31-14

*Pittsburgh-Philadelphia played as a merged team in 1943

San Diego Chargers (1-4)

1971ChargersA20-17
1976ChargersA43-24
1983CardinalsH44-14
1987ChargersA28-24
1989ChargersH24-13

San Francisco 49ers (8-8)

1951CardinalsA27-21
1957CardinalsA20-10
196249ersH24-17
1964CardinalsA23-13
196849ersA35-17
197149ersH26-14
1974CardinalsA34-9
1976CardinalsH23-20 (OT)
1978CardinalsA16-10
1979CardinalsH13-10
198049ersA24-21 (OT)
198249ersH31-20
198349ersH42-27
198649ersA43-17
198749ersA34-28
1988CardinalsH24-23

Seattle Seahawks (3-0)

1976CardinalsA30-24
1983CardinalsH33-28
1989CardinalsA34-24

Tampa Bay Buccaneers (6-4)

1977	Buccaneers	A	17-7
1981	Buccaneers	A	20-10
1983	Cardinals	A	34-27
1985	Buccaneers	A	16-0
1986	Cardinals	A	21-17
	Cardinals	H	30-19
1987	Cardinals	H	31-28
	Cardinals	A	31-14
1988	Cardinals	A	30-24
1989	Buccaneers	H	14-13

Washington Redskins (31-53-1)

1937	Cardinals	A	21-14
1939	Redskins	A	28-7
1940	Redskins	A	28-21
1942	Redskins	A	28-0
1943	Redskins	A	13-7
1944	Redskins	A	42-20
1945	Redskins	A	24-21
1947	Redskins	A	45-21
1949	Cardinals	H	38-7
1950	Cardinals	A	38-28
1951	Redskins	H	7-3
	Redskins	A	20-17
1952	Redskins	H	23-7
	Cardinals	A	17-6
1953	Redskins	H	24-13
	Redskins	A	28-17
1954	Cardinals	H	38-16
	Redskins	A	37-20
1955	Cardinals	A	24-10
	Redskins	H	31-0
1956	Cardinals	A	31-13
	Redskins	H	17-14
1957	Redskins	H	37-14
	Cardinals	A	44-14
1958	Cardinals	H	37-10
	Redskins	A	45-31
1959	Cardinals	H	49-21
	Redskins	A	23-14
1960	Cardinals	H	44-7
	Cardinals	A	26-14
1961	Cardinals	A	24-0
	Cardinals	H	38-24
1962	Redskins	A	24-14
	Tie	H	17-17
1963	Cardinals	A	21-7
	Cardinals	H	24-20

1964	Cardinals	A	23-17
	Cardinals	H	38-24
1965	Cardinals	A	37-16
	Redskins	H	24-20
1966	Cardinals	H	23-7
	Redskins	A	26-20
1967	Cardinals	A	27-21
1968	Cardinals	H	41-14
1969	Redskins	A	33-17
1970	Cardinals	H	27-17
	Redskins	A	28-27
1971	Redskins	H	24-17
	Redskins	A	20-0
1972	Redskins	A	24-10
	Redskins	H	33-3
1973	Cardinals	H	34-27
	Redskins	A	31-13
1974	Cardinals	A	17-10
	Cardinals	H	23-20
1975	Redskins	A	27-17
	Cardinals	H	20-17 (OT)
1976	Redskins	A	20-10
	Redskins	H	20-16
1977	Redskins	A	24-14
	Redskins	H	26-20
1978	Redskins	H	28-10
	Cardinals	A	27-17
1979	Redskins	H	17-7
	Redskins	A	30-28
1980	Redskins	A	23-0
	Redskins	H	31-7
1981	Cardinals	H	40-30
	Redskins	A	42-21
1982	Redskins	H	12-7
	Redskins	A	28-0
1983	Redskins	H	38-14
	Redskins	A	45-7
1984	Cardinals	H	26-24
	Redskins	A	29-27
1985	Redskins	A	27-10
	Redskins	H	27-16
1986	Redskins	A	28-21
	Redskins	H	20-17
1987	Redskins	A	28-21
	Redskins	H	34-17
1988	Cardinals	H	30-21
	Redskins	A	33-17
1989	Redskins	A	30-28
	Redskins	H	29-10

All-Time Results

1920 (3-2-1)

Head Coach John "Paddy" Driscoll

Oct. 10At Chicago TigersT0-0
Oct. 24Vs. Rock IslandL0-7
Oct. 31Vs. DetroitW21-0
Nov. 7At Chicago TigersL3-6
Nov. 28Vs. DecaturW7-6
Dec. 5Vs. DecaturL0-10
			31-29

Home: 2-2. Away: 1-0-1.

1921 (3-3-2)

Head Coach John "Paddy" Driscoll

Oct. 2Vs. MinneapolisW20-0
Oct. 9Vs. AkronL0-23
Oct. 16Vs. Rock IslandL7-14
Oct. 23Vs. ColumbusW17-6
Nov. 6Vs. HammondW7-6
Nov. 20Vs. Green BayT3-3
Dec. 4Vs. AkronL0-7
Dec. 18At Chicago StaleysT0-0
			54-59

Home: 3-3-1. Away: 0-0-1.

1922 (8-3)

Head Coach John "Paddy" Driscoll

Oct. 1Vs. MilwaukeeW3-0
Oct. 15Vs. Green BayW16-3
Oct. 22Vs. MinneapolisW3-0
Oct. 29Vs. ColumbusW37-6
Nov. 5Vs. BuffaloW9-7
Nov. 12Vs. AkronW7-0
Nov. 19Vs. CantonL0-7
Nov. 26At CantonL3-20
Nov. 30Vs. Chicago BearsW6-0
Dec. 3Vs. DaytonL3-7
Dec. 10Vs. Chicago BearsW9-0
			96-50

Home: 8-2. Away: 0-1.

1923 (8-4)

Head Coach Arnie Horween

Sept. 30Vs. BuffaloW3-0
Oct. 7Vs. RochesterW60-0
Oct. 14Vs. AkronW19-0
Oct. 21Vs. MinneapolisW9-0
Oct. 28Vs. DaytonW13-3
Nov. 4Vs. CantonL3-7
Nov. 11Vs. HammondW6-0
Nov. 18Vs. DuluthW10-0
Nov. 25Vs. RacineL4-10
Nov. 29At Chicago BearsL0-3
Dec. 2Vs. OrangeW22-19
Dec. 9Vs. MilwaukeeL12-14
			161-56

Home: 8-3. Away: 0-1.

1924 (5-4-1)

Head Coach Arnie Horween

Sept. 28Vs. MilwaukeeW17-7
Oct. 5Vs. Green BayW3-0
Oct. 12At MinneapolisW13-0
Oct. 19At Chicago BearsL0-6
Oct. 26Vs. HammondL3-6
Nov. 2Vs. MilwaukeeL8-17
Nov. 9Vs. DaytonW23-0
Nov. 16Vs. AkronW13-0
Nov. 23Vs. RacineT10-10
Nov. 27Vs. Chicago BearsL0-2
			90-67

Home: 5-3-1. Away: 0-1.

1925 (11-2-1)

Head Coach Norm Barry

Sept. 27Vs. HammondL6-10
Oct. 4Vs. MilwaukeeW34-0
Oct. 11Vs. ColumbusW19-9
Oct. 18Vs. Kansas CityW20-7
Oct. 25Vs. Chicago BearsW9-0
Nov. 1Vs. DuluthW10-6
Nov. 8Vs. Green BayW9-6
Nov. 15Vs. BuffaloW23-6
Nov. 22Vs. DaytonW14-0
Nov. 26At Chicago BearsT0-0
Nov. 29Vs. Rock IslandW7-0
Dec. 6Vs. PottsvilleL7-21
Dec. 10Vs. MilwaukeeW59-0
Dec. 12Vs. HammondW13-0
			230-65

Home: 11-2. Away: 0-0-1.

1926 (5-6-1)**Head Coach Norm Barry**

Sept. 19Vs. ColumbusW14-0
Sept. 26Vs. Los AngelesW15-0
Oct. 3Vs. RacineW20-0
Oct. 10At Green BayW13-7
Oct. 17At Chicago BearsL0-16
Oct. 24At MilwaukeeW3-2
Oct. 31Vs. Green BayL0-3
Nov. 6At FrankfordL7-33
Nov. 7At New YorkL0-20
Nov. 11Vs. Chicago BearsL0-10
Nov. 25At Chicago BearsT0-0
Nov. 28Vs. Kansas CityL2-7
			74-98

Home: 3-3. Away: 2-3-1.

1927 (3-7-1)**Head Coach Guy Chamberlin**

Sept. 25Vs. Chicago BearsL0-9
Oct. 2Vs. PottsvilleW19-7
Oct. 9Vs. DaytonW7-0
Oct. 16At Green BayL0-13
Oct. 30Vs. N.Y. YankeesL6-7
Nov. 6Vs. Green BayT6-6
Nov. 13At N.Y. YankeesL6-20
Nov. 19At FrankfordL8-12
Nov. 20At N.Y. GiantsL7-28
Nov. 24At Chicago BearsW3-0
Nov. 27Vs. ClevelandL7-32
			69-134

Home: 2-3-1. Away: 1-4.

1928 (1-5)**Head Coach Fred Gillies**

Sept. 23Vs. Chicago BearsL0-15
Oct. 7Vs. DaytonW7-0
Oct. 14At Green BayL0-20
Nov. 24At FrankfordL0-19
Nov. 25At N.Y. YankeesL0-19
Nov. 29At Chicago BearsL0-34
			7-107

Home: 1-0. Away: 0-5.

1929 (6-6-1)**Head Coach Dewey Scanlon**

Sept. 29At BuffaloW9-3
Oct. 6At Green BayL2-9
Oct. 13At MinneapolisL7-14
Oct. 20At Chicago BearsT0-0
Oct. 27Vs. Green BayL6-7
Nov. 2At FrankfordL0-8
Nov. 6At ProvidenceW16-0
Nov. 10Vs. MinneapolisW8-0
Nov. 17Vs. Green BayL0-12
Nov. 24Vs. DaytonW19-0
Nov. 28Vs. Chicago BearsW40-6
Dec. 1At New YorkL21-24
Dec. 8At OorangW26-0
			154-83

Home: 3-2. Away: 3-4-1.

1930 (5-6-2)**Head Coach Ernie Nevers**

Sept. 21At Green BayL0-14
Sept. 28At MinneapolisT7-7
Oct. 5At PortsmouthT0-0
Oct. 8At NewarkW13-0
Oct. 12At ProvidenceL7-9
Oct. 16At New YorkL12-25
Oct. 19Vs. Chicago BearsL6-32
Oct. 25At FrankfordW34-7
Oct. 26Vs. PortsmouthW23-13
Nov. 2Vs. FrankfordW6-0
Nov. 9Vs. New YorkL7-13
Nov. 16Vs. Green BayW13-6
Nov. 27At Chicago BearsL0-6
			128-132

Home: 3-2. Away: 2-4-2.

1931 (5-4)**Head Coach Roy Andrews (2 games)****Head Coach Ernie Nevers (7 games)**

Sept. 23At PortsmouthL3-13
Oct. 11At Green BayL7-26
Oct. 18At Chicago BearsL13-26
Nov. 1At BrooklynW14-7
Nov. 8At ClevelandW14-6
Nov. 15Vs. Green BayW21-13
Nov. 22Vs. PortsmouthW20-19
Nov. 26At Chicago BearsL7-18
Nov. 28Vs. ClevelandW21-0
			120-128

Home: 3-0. Away: 2-4.

(Continued on page 182)

*(All-Time Results continued from page 181)***1932 (2-6-2)****Head Coach Jack Chevigny**

Sept. 18At Green BayL7-15
Oct. 2At PortsmouthT7-7
Oct. 9Vs. Chicago BearsT0-0
Oct. 16At BostonW9-0
Oct. 30Vs. BrooklynW27-7
Nov. 6Vs. Green BayL9-19
Nov. 13At BrooklynL0-3
Nov. 20At Staten IslandL7-21
Nov. 24At Chicago BearsL0-34
Nov. 27Vs. BostonL6-8
			72-114

Home: 1-2-1. Away: 1-4-1.

1933 (1-9-1)**Head Coach Paul Schissler**

At PittsburghL13-14
At PortsmouthL6-7
At CincinnatiW3-0
Vs. Chicago BearsL9-12
At BostonL0-10
At BrooklynL0-7
Vs. Green BayL6-14
Vs. CincinnatiL9-12
Vs. BrooklynL0-3
Vs. Chicago BearsL6-22
Vs. BostonT0-0
		52-101

Home: 0-6. Away: 1-3-1.

1934 (5-6)**Head Coach Paul Schissler**

At Cincinnati (Dayton)W9-0
At DetroitL0-6
At CincinnatiW16-0
Vs. Chicago BearsL0-20
At Green BayL0-15
At BostonL0-9
At BrooklynW21-0
Vs. DetroitL13-17
At Green BayW9-0
At Chicago BearsL6-17
Vs. Green BayW6-0
		80-84

Home: 1-2. Away: 4-4.

1935 (6-4-2)**Head Coach Milan Creighton**

At Green BayW7-6
At DetroitT10-10
Vs. Green BayW3-0
At PittsburghL13-17
At New YorkW14-13
Vs. DetroitL6-7
Vs. PhiladelphiaW12-3
At BrooklynL12-14
At BostonW6-0
Vs. Green BayW9-7
At Chicago BearsT7-7
Vs. Chicago BearsL0-13
		99-97

Home: 3-2. Away: 3-2-2.

1936 (3-8-1)**Head Coach Milan Creighton**

At Green BayL7-10
At DetroitL0-39
At Green BayL0-24
At Chicago BearsL3-7
At New YorkL6-14
At BrooklynL0-9
At BostonL10-13
Vs. PhiladelphiaW13-0
Vs. PittsburghW14-6
Vs. DetroitL7-14
Vs. Chicago BearsW14-7
Vs. Green BayT0-0
		74-143

Home: 3-1-1. Away: 0-7.

1937 (5-5-1)**Head Coach Milan Creighton**

At Green BayW14-7
At DetroitL7-16
At WashingtonW21-14
At PhiladelphiaT6-6
At ClevelandW6-0
At Green BayL13-34
At Chicago BearsL7-16
At PittsburghW13-7
Vs. ClevelandW13-7
Vs. DetroitL7-16
Vs. Chicago BearsL28-42
		135-165

Home: 1-2. Away: 4-3-1.

1938 (2-9)**Head Coach Milan Creighton**

At Chicago Bears.....L.....	13-16
At Cleveland.....W.....	7-6
At Green Bay.....L.....	7-28
At Green Bay (Buffalo).....L.....	22-24
At Brooklyn.....L.....	0-13
Vs. Chicago Bears.....L.....	28-34
At Detroit.....L.....	0-10
At Philadelphia (Erie).....L.....	0-7
At New York.....L.....	0-6
Vs. Detroit.....L.....	3-7
Vs. Cleveland.....W.....	31-17
	111-168

Home: 1-2. Away: 1-7.

1939 (1-10)**Head Coach Ernie Nevers**

At Detroit.....L.....	13-21
At Green Bay.....L.....	10-14
At Pittsburgh.....W.....	10-0
Vs. Detroit.....L.....	3-17
At Green Bay.....L.....	20-27
At Chicago Bears.....L.....	7-44
Vs. Cleveland.....L.....	0-24
At Cleveland.....L.....	0-14
At New York.....L.....	7-17
At Washington.....L.....	7-28
Vs. Chicago Bears.....L.....	7-48
	84-254

Home: 0-3. Away: 1-7.

1940 (2-7-2)**Head Coach Jimmy Conzelman**

At Pittsburgh.....T.....	7-7
At Detroit (Buffalo).....T.....	0-0
Vs. Chicago Bears.....W.....	21-7
At Green Bay.....L.....	6-31
At Detroit.....L.....	14-43
At Washington.....L.....	21-28
At Cleveland.....L.....	14-26
Vs. Cleveland.....W.....	17-7
Vs. Green Bay.....L.....	7-28
At Brooklyn.....L.....	9-14
At Chicago Bears.....L.....	23-31
	139-222

Home: 2-1. Away: 0-6-2.

1941 (3-7-1)**Head Coach Jimmy Conzelman**

Vs. Cleveland.....L.....	6-10
Vs. Detroit.....T.....	14-14
At Green Bay.....L.....	13-14
At Chicago Bears.....L.....	7-53
At Brooklyn.....W.....	20-6
At Philadelphia.....L.....	14-21
At New York.....W.....	10-7
At Green Bay.....L.....	9-17
At Cleveland.....W.....	7-0
At Detroit.....L.....	3-21
Vs. Chicago Bears.....L.....	24-34
	127-197

Home: 0-2-1. Away: 3-5.

1942 (3-8)**Head Coach Jimmy Conzelman**

Vs. Cleveland.....W.....	7-0
Vs. Detroit.....W.....	13-0
Vs. Green Bay.....L.....	13-17
At Chicago Bears.....L.....	14-41
At Detroit.....W.....	7-0
At Cleveland.....L.....	3-7
At Green Bay.....L.....	24-55
At Washington.....L.....	0-28
At Pittsburgh.....L.....	3-19
At New York.....L.....	7-21
Vs. Chicago Bears.....L.....	7-21
	98-209

Home: 2-2. Away: 1-6.

1943 (0-10)**Head Coach Phil Handler**

At Detroit.....L.....	17-35
Vs. Green Bay.....L.....	7-28
At Chicago Bears.....L.....	0-20
Vs. Detroit (Buffalo).....L.....	0-7
At Washington.....L.....	7-13
At Phila.-Pitt.....L.....	13-34
At Brooklyn.....L.....	0-7
At Green Bay.....L.....	14-35
At New York.....L.....	13-24
Vs. Chicago Bears.....L.....	24-35
	95-238

Home: 0-3. Away: 0-7.

(Continued on page 184)

*(All-Time Results continued from page 183)***1944 (0-10)*****Co-coach Phil Handler****Co-coach Wail Kiesling**

Vs. Cleveland (Pitt.)	L	28-30
At Green Bay	L	7-34
At Chicago Bears	L	7-34
At New York	L	0-23
At Washington	L	20-42
Vs. Detroit (Pitt.)	L	6-27
At Detroit	L	7-21
Vs. Cleveland (Chgo.)	L	6-33
Vs. Green Bay (Chgo.)	L	20-35
Vs. Chicago Bears (Pitt.)	L	7-49
		108-328

Home: 0-5. Away: 0-5.

*The Cardinals and Steelers combined teams for the 1944 season. Coaching duties were divided between the two team's head coaches. Home games were divided between Pittsburgh and Chicago.

1945 (1-9)**Head Coach Phil Handler**

Vs. Detroit	L	0-10
At Cleveland	L	0-21
At Philadelphia	L	6-21
At Chicago Bears	W	16-7
At Detroit	L	0-26
At Green Bay	L	14-33
At Washington	L	21-24
At Pittsburgh	L	0-23
Vs. Cleveland	L	21-35
Vs. Chicago Bears	L	20-28
		98-228

Home: 0-3. Away: 1-6.

1946 (6-5)**Head Coach Jimmy Conzelman**

Sept. 20	At Pittsburgh	L	7-14
Sept. 30	Vs. Detroit	W	34-14
Oct. 6	Vs. Chicago Bears	L	17-34
Oct. 13	At Detroit	W	36-14
Oct. 20	At New York	L	24-28
Oct. 27	Vs. Los Angeles	W	34-10
Nov. 3	At Boston	W	28-14
Nov. 10	Vs. Green Bay	L	7-19
Nov. 17	At Los Angeles	L	14-17
Nov. 24	At Green Bay	W	24-6
Dec. 1	At Chicago Bears	W	35-28
			260-198

Home: 2-2. Away: 4-3.

1947 (9-3)**Head Coach Jimmy Conzelman**

Sept. 28	Vs. Detroit	W	45-21
Oct. 5	Vs. Chicago Bears	W	31-7
Oct. 12	At Green Bay	W	14-10
Oct. 19	At Los Angeles	L	7-27
Oct. 26	Vs. Boston	W	27-7
Nov. 2	Vs. Los Angeles	W	17-10
Nov. 9	At Detroit	W	17-7
Nov. 16	Vs. Green Bay	W	21-20
Nov. 23	At Washington	L	21-45
Nov. 30	At New York	L	31-35
Dec. 7	At Philadelphia	W	45-21
Dec. 14	At Chicago Bears	W	30-21
			306-231

Home: 5-0. Away: 4-3.

1948 (11-1)**Head Coach Jimmy Conzelman**

Sept. 24	Vs. Philadelphia	W	21-14
Oct. 4	Vs. Chicago Bears	L	17-28
Oct. 10	At Green Bay	W	17-7
Oct. 17	At New York	W	63-35
Oct. 24	Vs. Boston	W	49-27
Oct. 31	At Los Angeles	W	27-22
Nov. 7	Vs. Detroit	W	56-20
Nov. 14	At Pittsburgh	W	24-7
Nov. 21	Vs. Los Angeles	W	27-24
Nov. 25	At Detroit	W	28-14
Dec. 5	Vs. Green Bay	W	42-7
Dec. 12	At Chicago Bears	W	24-21
			395-226

Home: 4-1. Away: 7-0.

1949 (6-5-1)**Head Coach Buddy Parker****Head Coach Phil Handler (6 games)**

Sept. 26	Vs. Washington	W	38-7
Oct. 2	Vs. Chicago Bears	L	7-17
Oct. 8	At Philadelphia	L	3-28
Oct. 16	At Green Bay	W	39-17
Oct. 23	Vs. Detroit	L	7-24
Oct. 30	Vs. N.Y. Giants	L	38-41
Nov. 6	At Detroit	W	42-19
Nov. 13	At N.Y. Bulldogs	W	65-20
Nov. 20	Vs. Los Angeles	T	28-28
Nov. 27	Vs. Green Bay	W	41-21
Dec. 4	At Los Angeles	W	31-27
Dec. 11	At Chicago Bears	L	21-52
			360-301

Home: 2-3-1. Away: 4-2.

1950 (5-7)**Head Coach Curly Lambeau**

Sept. 24Vs. PhiladelphiaL7-45
Oct. 2Vs. BaltimoreW55-13
Oct. 8At Chicago BearsL6-27
Oct. 15At ClevelandL24-34
Oct. 22At WashingtonW38-28
Oct. 29Vs. N.Y. GiantsW17-3
Nov. 5Vs. ClevelandL7-10
Nov. 12At N.Y. GiantsL21-51
Nov. 19At PhiladelphiaW14-10
Nov. 23Vs. PittsburghL17-28
Dec. 3Vs. Chicago BearsW20-10
Dec. 10At PittsburghL7-28
			233-287

Home: 3-3. Away: 2-4.

1951 (3-9)**Head Coach Curly Lambeau**

Sept. 30Vs. PhiladelphiaL14-17
Oct. 7Vs. Chicago BearsW28-14
Oct. 14At N.Y. GiantsL17-28
Oct. 21At WashingtonL3-7
Oct. 28Vs. PittsburghL14-28
Nov. 4Vs. ClevelandL17-34
Nov. 11At Los AngelesL21-45
Nov. 18At San FranciscoW27-21
Nov. 25Vs. N.Y. GiantsL0-10
Dec. 2At ClevelandL28-49
Dec. 9Vs. WashingtonL17-20
Dec. 16At Chicago BearsW24-14
			210-287

Home: 1-5. Away: 2-4.

1952 (4-8)**Head Coach Joe Kuharich**

Sept. 29Vs. WashingtonL7-23
Oct. 5Vs. Chicago BearsW21-10
Oct. 12At WashingtonW17-6
Oct. 19At New YorkW24-23
Oct. 26Vs. PittsburghL28-34
Nov. 2Vs. New YorkL6-28
Nov. 9At ClevelandL13-28
Nov. 16At PhiladelphiaL7-10
Nov. 23At PittsburghL14-17
Nov. 30Vs. PhiladelphiaW28-22
Dec. 7Vs. ClevelandL0-10
Dec. 14At Chicago BearsL7-10
			172-221

Home: 2-4. Away: 2-4.

1953 (1-10-1)**Head Coach Joe Stydahar**

Sept. 27Vs. WashingtonL13-24
Oct. 4Vs. ClevelandL7-27
Oct. 11At PittsburghL28-31
Oct. 18At New YorkL7-21
Oct. 25Vs. PhiladelphiaL17-56
Nov. 1Vs. New YorkL20-23
Nov. 8At WashingtonL17-28
Nov. 15Vs. Los AngelesT24-24
Nov. 21At PhiladelphiaL0-38
Nov. 29At ClevelandL16-27
Dec. 6Vs. PittsburghL17-21
Dec. 13At Chicago BearsW24-17
			190-337

Home: 0-5-1. Away: 1-5.

1954 (2-10)**Head Coach Joe Stydahar**

Sept. 26Vs. New YorkL10-41
Oct. 3Vs. PhiladelphiaL16-35
Oct. 10At ClevelandL7-31
Oct. 17At New YorkL17-31
Oct. 24Vs. ClevelandL3-35
Oct. 31Vs. PittsburghW17-14
Nov. 7At PhiladelphiaL14-30
Nov. 14At Los AngelesL17-28
Nov. 21Vs. WashingtonW38-16
Nov. 28At PittsburghL17-20
Dec. 5Vs. Chicago BearsL7-29
Dec. 12At WashingtonL20-37
			183-347

Home: 2-4. Away: 0-6.

1955 (4-7-1)**Head Coach Ray Richards**

Sept. 26At PittsburghL7-14
Oct. 2Vs. New YorkW28-17
Oct. 9At WashingtonW24-10
Oct. 16At New YorkL0-10
Oct. 23Vs. PhiladelphiaT24-24
Oct. 30Vs. ClevelandL20-26
Nov. 5Vs. PittsburghW27-13
Nov. 13At Green BayL14-31
Nov. 20Vs. WashingtonL0-31
Nov. 27Vs. Chicago BearsW53-14
Dec. 4At PhiladelphiaL3-27
Dec. 11At ClevelandL24-35
			224-252

Home: 3-2-1. Away: 1-5.

(Continued on page 186)

*(All-Time Results continued from page 185)***1956 (7-5)****Head Coach Ray Richards**

Sept. 30Vs. ClevelandW9-7
Oct. 7Vs. New YorkW35-27
Oct. 14At WashingtonW31-33
Oct. 21At PhiladelphiaW20-6
Oct. 28Vs. WashingtonL14-17
Nov. 4Vs. PhiladelphiaW28-17
Nov. 11At New YorkL10-23
Nov. 18At PittsburghL7-14
Nov. 25Vs. PittsburghW38-27
Dec. 2Vs. Green BayL21-24
Dec. 9At Chicago BearsL3-10
Dec. 16At ClevelandW24-7

240-182

Home: 4-2. Away: 3-3.

1957 (3-9)**Head Coach Ray Richards**

Sept. 29At San FranciscoW20-10
Oct. 6Vs. WashingtonL14-37
Oct. 13At PittsburghL20-29
Oct. 20At WashingtonW44-14
Oct. 27Vs. ClevelandL7-17
Nov. 3Vs. PhiladelphiaL21-38
Nov. 10At New YorkL14-27
Nov. 24Vs. New YorkL21-28
Dec. 1At ClevelandL0-31
Dec. 8Vs. Chicago BearsL6-14
Dec. 15At PhiladelphiaW31-27
Dec. 22Vs. PittsburghL2-27

200-299

Home: 0-6. Away: 3-3.

1958 (2-9-1)**Head Coach Frank "Pop" Ivy**

Sept. 28Vs. New YorkL7-37
Oct. 4Vs. WashingtonW37-10
Oct. 12At ClevelandL28-35
Oct. 19At New YorkW23-6
Oct. 26Vs. ClevelandL24-38
Nov. 2Vs. PhiladelphiaT21-21
Nov. 9At WashingtonL31-45
Nov. 16At PhiladelphiaL21-49
Nov. 23Vs. PittsburghL20-27
Nov. 30Vs. Los AngelesL14-20
Dec. 7At Chicago BearsL14-30
Dec. 13At PittsburghL21-38

261-356

Home: 1-4-1. Away: 1-5.

1959 (2-10)**(Final season in Chicago)****Head Coach Frank "Pop" Ivy**

Sept. 27WashingtonW49-21
Oct. 4ClevelandL7-34
Oct. 11At WashingtonL14-23
Oct. 18At ClevelandL7-17
Oct. 25PhiladelphiaL24-28
Nov. 1PittsburghW45-24
Nov. 8At New YorkL3-9
Nov. 15At PhiladelphiaL17-27
Nov. 22At New York (Mpls.)L20-30
Nov. 29Chicago BearsL7-31
Dec. 6At DetroitL21-45
Dec. 13At PittsburghL20-35

234-324

Home: 2-3. Away: 0-7.

1960 (6-5-1)**(First season in St. Louis)****Head Coach Frank "Pop" Ivy**

Sept. 23At L.A. RamsW43-2147-448
Oct. 2N.Y. GiantsL14-3526,089
Oct. 9At PhiladelphiaL27-3133,701
Oct. 16At PittsburghL14-2722,971
Oct. 23DallasW12-1023,128
Oct. 30At N.Y. GiantsL12-1358,516
Nov. 6WashingtonW44-722,458
Nov. 13At ClevelandL27-2849,192
Nov. 20At WashingtonW26-1423,848
Nov. 27ClevelandT17-1726,146
Dec. 4PhiladelphiaL6-2021,358
Dec. 18PittsburghW38-720,840

280-230

Home: 3-2-1 (140,019). Away: 3-3 (235,676)

1961 (7-7)**Head Coach Frank "Pop" Ivy**

Sept. 17At N.Y. GiantsW21-1058,059
Sept. 24At ClevelandL17-2050,443
Oct. 1At PhiladelphiaW30-2759,399
Oct. 8N.Y. GiantsL9-2423,713
Oct. 15PhiladelphiaL7-2020,262
Oct. 22At WashingtonW24-028,037
Oct. 29ClevelandL10-2126,696
Nov. 5At DallasW31-1720,500
Nov. 12DetroitL14-4520,320
Nov. 19At BaltimoreL0-1656,112
Nov. 26At PittsburghL27-3017,090
Dec. 3WashingtonW38-2416,204
Dec. 10DallasW31-1315,384
Dec. 17PittsburghW20-016,298

279-267

Home: 3-4 (138,877). Away: 4-3 (289,640)

1962 (4-9-1)

Head Coach Wally Lemm

Sept. 16.....At Philadelphia.....W.....27-21.....58,910
Sept. 23.....At Green Bay.....L.....0-17.....44,885
Sept. 30.....At Washington.....L.....14-24.....37,419
Oct. 7.....N. Y. Giants.....L.....14-31.....20,327
Oct. 14.....Washington.....T.....17-17.....18,104
Oct. 21.....Cleveland.....L.....7-34.....23,256
Oct. 28.....At Dallas.....W.....28-24.....16,027
Nov. 4.....At N.Y. Giants.....L.....28-31.....62,775
Nov. 11.....Pittsburgh.....L.....17-26.....20,264
Nov. 18.....At Cleveland.....L.....14-38.....41,815
Nov. 25.....San Francisco.....L.....17-24.....17,532
Dec. 2.....At Pittsburgh.....L.....7-19.....17,265
Dec. 9.....Dallas.....W.....52-20.....14,102
Dec. 16.....Philadelphia.....W.....45-35.....14,989

287-267

Home: 2-4-1 (128,574). Away: 2-5 (279,096).

1963 (9-5)

Head Coach Wally Lemm

Sept. 14.....At Dallas.....W.....34-7.....36,432
Sept. 22.....At Philadelphia.....W.....28-24.....60,671
Sept. 29.....At Pittsburgh.....L.....10-23.....28,225
Oct. 6.....At Minnesota.....W.....56-14.....30,220
Oct. 13.....Pittsburgh.....W.....24-23.....23,715
Oct. 20.....Green Bay.....L.....7-30.....32,224
Oct. 27.....At Washington.....W.....21-7.....46,921
Nov. 3.....N.Y. Giants.....L.....21-38.....29,482
Nov. 10.....Washington.....W.....24-20.....18,197
Nov. 17.....At Cleveland.....W.....20-14.....75,232
Nov. 24.....At N.Y. Giants.....W.....24-17.....62,992
Dec. 1.....Cleveland.....L.....10-24.....32,531
Dec. 8.....Philadelphia.....W.....32-14.....15,979
Dec. 15.....Dallas.....L.....24-28.....12,695

341-283

Home: 3-4 (164,823). Away: 6-1 (340,693).

Non-advancing Playoff Bowl between second-place teams

Jan. 3, '65, Vs. Green Bay.....W.....24-17.....56,218 (at Miami)

1964 (9-3-2)

Head Coach Wally Lemm

Sept. 12.....At Dallas.....W.....16-6.....36,605
Sept. 20.....At Cleveland.....T.....33-33.....76,954
Sept. 27.....At San Francisco.....W.....23-13.....30,969
Oct. 4.....At Washington.....W.....23-17.....49,219
Oct. 12.....At Baltimore.....L.....27-47.....60,213
Oct. 18.....Washington.....W.....38-24.....23,748
Oct. 25.....Dallas.....L.....13-31.....28,253
Nov. 1.....At N.Y. Giants.....L.....17-34.....63,072
Nov. 8.....Pittsburgh.....W.....34-30.....28,245
Nov. 15.....N.Y. Giants.....T.....10-10.....29,608
Nov. 22.....At Philadelphia.....W.....38-13.....60,671
Nov. 29.....At Pittsburgh.....W.....21-20.....27,807
Dec. 6.....Cleveland.....W.....28-19.....31,585
Dec. 13.....Philadelphia.....W.....36-34.....24,636

357-331

Home: 4-4-1 (166,075). Away: 5-2-1 (405,510).

1965 (5-9)

Head Coach Wally Lemm

Sept. 19.....At Philadelphia.....L.....27-34.....54,260
Sept. 26.....At Cleveland.....W.....49-13.....80,161
Oct. 4.....Dallas.....W.....20-13.....32,034
Oct. 10.....At Washington.....W.....37-16.....50,205
Oct. 17.....At Pittsburgh.....W.....20-7.....31,085
Oct. 24.....Washington.....L.....20-24.....32,228
Oct. 31.....At N.Y. Giants.....L.....10-14.....62,807
Nov. 7.....Pittsburgh.....W.....21-17.....31,899
Nov. 14.....At Chicago.....L.....13-34.....45,663
Nov. 21.....N.Y. Giants.....L.....15-28.....31,704
Nov. 28.....Philadelphia.....L.....24-28.....28,706
Dec. 5.....L.A. Rams.....L.....3-27.....27,943
Dec. 11.....At Dallas.....L.....13-27.....38,499
Dec. 19.....Cleveland.....L.....24-27.....29,348

296-309

Home: 2-5 (213,862). Away: 3-4 (362,680).

1966 (8-5-1)

Head Coach Charley Winner

Sept. 11.....Philadelphia.....W.....16-13.....39,065
Sept. 18.....Washington.....W.....23-7.....40,198
Sept. 25.....At Cleveland.....W.....34-28.....74,814
Oct. 2.....At Philadelphia.....W.....41-10.....59,305
Oct. 9.....N.Y. Giants.....W.....24-19.....43,893
Oct. 16.....Dallas.....T.....10-10.....50,673
Oct. 23.....At Washington.....L.....20-26.....50,154
Oct. 31.....Chicago.....W.....24-17.....49,516
Nov. 6.....At N.Y. Giants.....W.....20-17.....62,967
Nov. 13.....At Pittsburgh.....L.....9-30.....28,552
Nov. 27.....Pittsburgh.....W.....6-3.....46,099
Dec. 4.....At Dallas.....L.....17-31.....76,965
Dec. 11.....At Atlanta.....L.....10-16.....57,169
Dec. 17.....Cleveland.....L.....10-38.....47,721

264-265

Home: 5-1-1 (317,166). Away: 3-4 (409,926).

1967 (6-7-1)

Head Coach Charley Winner

Sept. 17.....N.Y. Giants.....L.....20-37.....40,801
Sept. 24.....At Pittsburgh.....W.....28-14.....45,579
Oct. 1.....Detroit.....W.....38-28.....43,821
Oct. 8.....At Minnesota.....W.....34-24.....40,017
Oct. 15.....At Cleveland.....L.....16-20.....47,813
Oct. 22.....Philadelphia.....W.....48-14.....46,562
Oct. 30.....Green Bay.....L.....23-31.....49,792
Nov. 5.....At Washington.....W.....27-21.....50,480
Nov. 12.....Pittsburgh.....T.....14-14.....46,994
Nov. 19.....At Chicago.....L.....3-30.....47,417
Nov. 23.....At Dallas.....L.....21-46.....68,787
Dec. 3.....New Orleans.....W.....31-20.....41,171
Dec. 10.....Cleveland.....L.....16-20.....47,782
Dec. 17.....At N.Y. Giants.....L.....14-37.....62,955

333-356

Home: 3-3-1 (316,923). Away: 3-4 (404,395).

(Continued on page 188)

(All-Time Results continued from page 187)

1968 (9-4-1)**Head Coach Charley Winner**

Sept. 16.....	L.A. Rams	L	13-24	49,757
Sept. 22.....	At San Francisco	L	17-35	27,557
Sept. 29.....	At New Orleans	W	21-20	79,021
Oct. 6.....	Dallas	L	10-27	48,296
Oct. 13.....	At Cleveland	W	27-21	79,349
Oct. 20.....	Washington	W	41-14	46,456
Oct. 27.....	New Orleans	W	31-17	45,476
Nov. 3.....	At Philadelphia	W	45-17	59,208
Nov. 10.....	Pittsburgh	T	28-28	45,432
Nov. 17.....	At Baltimore	L	0-27	60,238
Nov. 24.....	Atlanta	W	17-12	43,246
Dec. 1.....	At Pittsburgh	W	20-10	22,682
Dec. 8.....	At N.Y. Giants	W	28-21	62,709
Dec. 14.....	Cleveland	W	27-16	39,746
			325-289	

Home: 4-2-1 (318,409). Away: 5-2 (390,764).

1969 (4-9-1)**Head Coach Charley Winner**

Sept. 21.....	At Dallas	L	3-24	62,134
Sept. 28.....	Chicago	W	20-17	50,039
Oct. 5.....	At Pittsburgh	W	27-14	45,011
Oct. 12.....	At Washington	L	17-33	50,481
Oct. 19.....	Minnesota	L	10-27	49,430
Oct. 26.....	At Cleveland	T	21-21	81,186
Nov. 2.....	New Orleans	L	42-51	46,718
Nov. 9.....	N.Y. Giants	W	42-17	49,194
Nov. 16.....	At Detroit	L	0-20	51,749
Nov. 23.....	Philadelphia	L	30-34	45,512
Nov. 30.....	Pittsburgh	W	47-10	43,721
Dec. 7.....	At N.Y. Giants	L	6-49	62,973
Dec. 14.....	Cleveland	L	21-27	44,924
Dec. 21.....	At Green Bay	L	28-45	50,861
			314-389	

Home: 3-4 (329,538). Away: 1-5-1 (404,395).

1970 (8-5-1)**Head Coach Charley Winner**

Sept. 18.....	At L.A. Rams	L	13-34	63,130
Sept. 27.....	Washington	W	27-17	44,246
Oct. 4.....	Dallas	W	20-7	50,780
Oct. 11.....	New Orleans	W	24-17	45,294
Oct. 18.....	At Philadelphia	W	35-20	59,002
Oct. 25.....	At N.Y. Giants	W	17-35	62,984
Nov. 1.....	Houston	W	44-0	47,911
Nov. 8.....	Boston	W	31-0	46,466
Nov. 16.....	At Dallas	W	38-0	69,323
Nov. 22.....	At Kansas City	T	6-6	50,711
Nov. 29.....	Philadelphia	W	23-14	46,581
Dec. 6.....	At Detroit	L	3-16	56,362
Dec. 13.....	N.Y. Giants	L	17-34	50,845
Dec. 20.....	At Washington	L	27-28	50,415
			325-228	

Home: 6-1 (332,123). Away: 2-4-1 (411,927).

1971 (4-9-1)**Head Coach Bob Holloway**

Sept. 19.....	Washington	L	17-24	46,805
Sept. 27.....	N.Y. Jets	W	17-10	50,358
Oct. 3.....	N.Y. Giants	L	20-21	49,571
Oct. 10.....	At Atlanta	W	26-9	58,850
Oct. 17.....	At Washington	L	0-20	53,041
Oct. 24.....	San Francisco	L	14-26	50,419
Oct. 31.....	At Buffalo	W	28-23	40,040
Nov. 7.....	Dallas	L	13-16	50,486
Nov. 15.....	At San Diego	L	17-20	46,486
Nov. 21.....	Philadelphia	L	20-37	48,658
Nov. 28.....	At N.Y. Giants	W	24-7	62,878
Dec. 5.....	Green Bay	T	16-16	50,443
Dec. 12.....	At Philadelphia	L	7-19	65,358
Dec. 18.....	At Dallas	L	12-31	66,672
			231-279	

Home: 1-5-1 (346,740). Away: 3-4 (393,325).

1972 (4-9-1)**Head Coach Bob Holloway**

Sept. 17.....	At Baltimore	W	10-3	53,652
Sept. 24.....	At Washington	L	10-24	53,039
Oct. 1.....	Pittsburgh	L	19-25	49,140
Oct. 8.....	At Minnesota	W	19-17	49,687
Oct. 15.....	Washington	L	3-33	50,454
Oct. 22.....	At N.Y. Giants	L	21-27	62,756
Oct. 29.....	Chicago	L	10-27	50,464
Nov. 5.....	At Philadelphia	T	6-6	65,720
Nov. 12.....	At Dallas	L	24-33	65,218
Nov. 19.....	N.Y. Giants	L	7-13	48,014
Nov. 27.....	At Miami	L	10-31	80,010
Dec. 3.....	Dallas	L	6-27	49,878
Dec. 10.....	L.A. Rams	W	24-14	36,873
Dec. 17.....	Philadelphia	W	24-23	34,872
			193-303	

Home: 2-5 (319,604). Away: 2-4-1 (430,082).

1973 (4-9-1)**Head Coach Don Coryell**

Sept. 16.....	At Philadelphia	W	34-23	61,103
Sept. 23.....	Washington	W	34-27	50,316
Sept. 30.....	At Dallas	L	10-45	64,729
Oct. 7.....	Oakland	L	10-17	49,051
Oct. 14.....	Philadelphia	L	24-27	44,400
Oct. 21.....	At Washington	L	13-31	54,381
Oct. 28.....	N.Y. Giants	W	35-27	47,589
Nov. 4.....	Denver	T	17-17	46,565
Nov. 11.....	At Green Bay	L	21-25	52,922
Nov. 18.....	At N.Y. Giants	L	13-24	65,795
Nov. 25.....	At Cincinnati	L	24-42	50,918
Dec. 2.....	Detroit	L	16-20	44,982
Dec. 9.....	At Atlanta	W	32-10	48,030
Dec. 16.....	Dallas	L	3-30	43,946
			286-365	

Home: 2-4-1 (326,849). Away: 2-5 (397,878).

1974 (10-4)

Head Coach Don Coryell

Sept. 15.....Philadelphia.....W.....7-3.....40,322
Sept. 22.....At Washington.....W.....17-10.....53,381
Sept. 29.....Cleveland.....W.....29-7.....43,472
Oct. 6.....At San Francisco.....W.....34-9.....48,675
Oct. 13.....Dallas.....W.....31-28.....49,885
Oct. 20.....At Houston.....W.....31-27.....26,371
Oct. 27.....Washington.....W.....23-20.....49,410
Nov. 3.....At Dallas.....L.....14-17.....64,146
Nov. 11.....Minnesota.....L.....24-28.....50,184
Nov. 17.....At Philadelphia.....W.....13-3.....61,982
Nov. 24.....At N.Y. Giants.....W.....23-21.....49,915
Dec. 1.....Kansas City.....L.....13-17.....41,863
Dec. 8.....At New Orleans.....L.....0-14.....57,152
Dec. 15.....N.Y. Giants.....W.....26-14.....47,414
285-218

Home: 5-2 (322,549). Away: 5-2 (361,622).

Dec. 21.....At Minnesota.....L.....14-30.....44,626
*NFC Divisional Playoff

1975 (11-3)

Head Coach Don Coryell

Sept. 21.....Atlanta.....W.....23-20.....42,172
Sept. 28.....At Dallas (OT).....L.....31-37.....52,417
Oct. 5.....N.Y. Giants.....W.....26-14.....44,919
Oct. 13.....At Washington.....L.....17-27.....54,693
Oct. 19.....Philadelphia.....W.....31-20.....45,242
Oct. 25.....At N.Y. Giants.....W.....20-13.....49,598
Nov. 2.....New England.....W.....24-17.....45,907
Nov. 9.....At Philadelphia.....W.....24-23.....60,277
Nov. 16.....Washington (OT).....W.....20-17.....49,919
Nov. 23.....At N.Y. Jets.....W.....37-6.....53,169
Nov. 27.....Buffalo.....L.....14-32.....41,899
Dec. 7.....Dallas.....W.....31-17.....49,701
Dec. 14.....At Chicago.....W.....34-20.....35,052
Dec. 21.....At Detroit.....W.....24-13.....64,656
356-276

Home: 6-1 (319,759). Away: 5-2 (369,862).

Dec. 27.....At L.A. Rams*.....L.....23-35.....72,650
*NFC Divisional Playoff

1976 (10-4)

Head Coach Don Coryell

Sept. 12.....At Seattle.....W.....30-24.....58,441
Sept. 19.....Green Bay.....W.....29-0.....48,842
Sept. 26.....At San Diego.....L.....24-43.....40,212
Oct. 3.....N.Y. Giants.....W.....27-21.....48,039
Oct. 10.....Philadelphia.....W.....31-14.....44,933
Oct. 17.....Dallas.....W.....21-17.....50,317
Oct. 25.....At Washington.....L.....10-20.....48,325
Oct. 31.....San Francisco (OT).....W.....23-20.....50,365
Nov. 7.....At Philadelphia.....W.....17-14.....60,760
Nov. 14.....At L.A. Rams.....W.....30-28.....64,698
Nov. 21.....Washington.....L.....10-16.....49,833
Nov. 25.....At Dallas.....L.....14-19.....62,498
Dec. 4.....Baltimore.....W.....24-17.....48,282
Dec. 12.....At N.Y. Giants.....W.....17-14.....60,553
309-267

Home: 6-1 (340,671). Away: 4-3 (395,487).

1977 (7-7)

Head Coach Don Coryell

Sept. 18.....At Denver.....L.....0-7.....75,002
Sept. 25.....Chicago.....W.....16-13.....49,878
Oct. 2.....At Washington.....L.....14-24.....55,031
Oct. 9.....Dallas.....L.....24-30.....50,129
Oct. 16.....At Philadelphia.....W.....21-17.....64,535
Oct. 23.....New Orleans.....W.....49-31.....48,417
Oct. 31.....N.Y. Giants.....W.....28-0.....50,323
Nov. 6.....At Minnesota.....W.....27-7.....47,066
Nov. 14.....At Dallas.....W.....24-17.....63,038
Nov. 20.....Philadelphia.....W.....21-16.....48,768
Nov. 24.....Miami.....L.....14-55.....50,269
Dec. 4.....At N.Y. Giants.....L.....7-27.....71,826
Dec. 10.....Washington.....L.....20-26.....36,067
Dec. 18.....At Tampa Bay.....L.....7-17.....56,922
272-287

Home: 4-3 (333,851). Away: 3-4 (430,420).

1978 (6-10)

Head Coach Bud Wilkinson

Sept. 3.....At Chicago.....L.....10-17.....52,791
Sept. 10.....New England.....L.....6-16.....48,233
Sept. 17.....Washington.....L.....10-28.....49,282
Sept. 24.....At Dallas.....L.....12-21.....62,760
Oct. 1.....At Miami.....L.....10-24.....43,882
Oct. 8.....Baltimore.....L.....17-30.....47,479
Oct. 15.....Dallas (OT).....L.....21-24.....48,991
Oct. 22.....At N.Y. Jets.....L.....10-23.....49,244
Oct. 29.....At Philadelphia.....W.....16-10.....62,989
Nov. 5.....N.Y. Giants.....W.....20-10.....48,820
Nov. 12.....At San Francisco.....W.....16-10.....33,155
Nov. 19.....At Washington.....W.....27-17.....52,460
Nov. 26.....Philadelphia.....L.....10-14.....39,693
Dec. 3.....Detroit.....W.....21-14.....39,200
Dec. 10.....At N.Y. Giants.....L.....0-17.....52,226
Dec. 17.....Atlanta.....W.....42-21.....40,022
248-296

Home: 3-5 (361,720). Away: 3-5 (409,507).

1979 (5-11)

Head Coach Bud Wilkinson (13 games)

Head Coach Larry Wilson (3 games)

Sept. 2.....Dallas.....L.....21-22.....50,855
Sept. 9.....At N.Y. Giants.....W.....27-14.....71,370
Sept. 16.....Pittsburgh.....L.....21-24.....50,416
Sept. 23.....Washington.....L.....7-17.....50,680
Sept. 30.....At L.A. Rams.....L.....0-21.....48,160
Oct. 7.....At Houston.....W.....24-17.....53,043
Oct. 14.....Philadelphia.....L.....20-24.....48,367
Oct. 21.....At Dallas.....L.....13-22.....64,300
Oct. 28.....Cleveland.....L.....20-38.....47,845
Nov. 4.....Minnesota.....W.....37-7.....47,213
Nov. 11.....At Washington.....L.....28-30.....50,868
Nov. 18.....At Philadelphia.....L.....13-16.....70,235
Nov. 25.....At Cincinnati.....L.....28-34.....25,103
Dec. 2.....San Francisco.....W.....13-10.....41,593
Dec. 9.....N.Y. Giants.....W.....29-20.....39,802
Dec. 16.....At Chicago.....L.....6-42.....42,810
307-358

Home: 3-5 (376,771). Away: 2-6 (425,889).

(Continued on page 190)

(All-Time Results continued from page 189)

1980 (5-11)**Head Coach Jim Hanifan**

Sept. 7.....N.Y. Giants.....L.....35-41.....48,122
Sept. 14.....At San Francisco.....L.....21-24.....49,999
Sept. 21.....At Detroit.....L.....7-20.....80,027
Sept. 28.....Philadelphia.....W.....24-14.....49,079
Oct. 5.....At New Orleans.....W.....40-7.....56,388
Oct. 12.....L.A. Rams.....L.....13-21.....50,230
Oct. 19.....At Washington.....L.....0-23.....51,060
Oct. 26.....At Baltimore.....W.....17-10.....33,506
Nov. 2.....Dallas.....L.....24-27.....50,701
Nov. 9.....Atlanta.....L.....27-33.....48,662
Nov. 16.....At Dallas.....L.....21-31.....52,567
Nov. 23.....Kansas City.....L.....13-21.....42,871
Nov. 30.....At N.Y. Giants.....W.....23-7.....65,852
Dec. 7.....Detroit.....W.....24-23.....46,966
Dec. 14.....At Philadelphia.....L.....3-17.....88,999
Dec. 21.....Washington.....L.....7-31.....35,942

299-350

Home: 2-6 (373,573). Away: 3-5 (447,368).

1981 (7-9)**Head Coach Jim Hanifan**

Sept. 6.....Miami.....L.....7-20.....50,351
Sept. 13.....At Dallas.....L.....17-30.....63,602
Sept. 20.....Washington.....W.....40-30.....50,182
Sept. 27.....At Tampa Bay.....L.....10-30.....65,850
Oct. 4.....Dallas.....W.....20-17.....49,777
Oct. 11.....At N.Y. Giants.....L.....14-34.....67,128
Oct. 18.....At Atlanta.....L.....20-41.....51,428
Oct. 25.....Minnesota.....W.....30-17.....48,039
Nov. 1.....At Washington.....L.....21-42.....50,643
Nov. 8.....Philadelphia.....L.....10-52.....48,421
Nov. 15.....Buffalo.....W.....24-0.....46,214
Nov. 22.....At Baltimore.....W.....35-24.....24,784
Nov. 29.....At New England.....W.....27-20.....39,946
Dec. 6.....New Orleans.....W.....30-3.....46,923
Dec. 13.....N.Y. Giants.....L.....10-20.....47,358
Dec. 20.....Philadelphia.....L.....0-38.....56,656

315-408

Home: 5-3 (384,675). Away: 2-6 (420,037).

1982 (5-4)**Head Coach Jim Hanifan**

Sept. 12.....At New Orleans.....W.....27-7.....58,673
Sept. 19.....Dallas.....L.....7-24.....50,705
Nov. 21.....San Francisco.....L.....20-31.....38,064
Nov. 28.....At Atlanta.....W.....23-20.....33,411
Dec. 5.....At Philadelphia.....W.....23-20.....63,622
Dec. 12.....Washington.....L.....7-12.....35,308
Dec. 19.....At Chicago.....W.....10-7.....43,270
Dec. 26.....N.Y. Giants.....W.....24-21.....39,824
Jan. 2.....At Washington.....L.....0-28.....52,554

135-170

Home: 1-3 (163,901). Away: 4-1 (251,530)

First Round Super Bowl Tournament

Jan. 8.....At Green Bay.....L.....16-41.....54,282
--

1983 (8-7-1)**Head Coach Jim Hanifan**

Sept. 4.....At New Orleans.....L.....17-28.....65,225
Sept. 11.....Dallas.....L.....17-34.....48,532
Sept. 18.....San Francisco.....L.....27-42.....38,130
Sept. 25.....At Philadelphia.....W.....14-11.....64,465
Oct. 2.....At Kansas City.....L.....14-38.....58,975
Oct. 9.....Washington.....L.....14-38.....42,698
Oct. 16.....At Tampa Bay.....W.....34-27.....48,224
Oct. 24.....N.Y. Giants.....T.....20-20.....45,630
Oct. 30.....Minnesota.....W.....41-31.....38,796
Nov. 6.....At Washington.....L.....7-45.....51,380
Nov. 13.....Seattle.....W.....33-28.....33,280
Nov. 20.....San Diego.....W.....44-14.....40,644
Nov. 24.....At Dallas.....L.....17-35.....60,764
Dec. 4.....At N.Y. Giants.....W.....10-6.....25,156
Dec. 11.....At L.A. Raiders.....W.....34-24.....32,111
Dec. 18.....Philadelphia.....W.....31-7.....21,902

374-428

Home: 4-3-1 (309,612). Away: 4-4 (406,300).

1984 (9-7)**Head Coach Jim Hanifan**

Sept. 2.....At Green Bay.....L.....23-24.....53,738
Sept. 9.....Buffalo.....W.....37-7.....35,785
Sept. 16.....At Indianapolis.....W.....34-33.....60,274
Sept. 23.....At New Orleans.....L.....24-34.....58,723
Sept. 30.....Miami.....L.....28-36.....46,991
Oct. 7.....At Dallas.....W.....31-20.....61,438
Oct. 14.....Chicago.....W.....38-21.....49,554
Oct. 21.....Washington.....W.....26-24.....50,262
Oct. 28.....At Philadelphia.....W.....34-14.....54,310
Nov. 4.....L.A. Rams.....L.....13-16.....51,010
Nov. 11.....Dallas.....L.....17-24.....48,721
Nov. 18.....At N.Y. Giants.....L.....10-16.....73,428
Nov. 25.....Philadelphia.....W.....17-16.....39,858
Dec. 2.....At New England.....W.....33-10.....53,558
Dec. 9.....N.Y. Giants.....W.....31-21.....49,973
Dec. 16.....At Washington.....L.....27-29.....54,299

423-345

Home: 5-3 (327,154). Away: (469,768).

1985 (5-11)**Head Coach Jim Hanifan**

Sept. 8.....At Cleveland (OT).....W.....27-24.....62,107
Sept. 15.....Cincinnati.....W.....41-27.....46,321
Sept. 22.....At N.Y. Giants.....L.....17-27.....74,987
Sept. 29.....Green Bay.....W.....43-28.....48,598
Oct. 7.....At Washington.....L.....10-27.....53,134
Oct. 13.....At Philadelphia.....L.....7-30.....48,186
Oct. 20.....At Pittsburgh.....L.....10-23.....56,478
Oct. 27.....Houston.....L.....10-20.....43,190
Nov. 4.....Dallas.....W.....21-10.....49,337
Nov. 10.....At Tampa Bay.....L.....0-16.....34,736
Nov. 17.....Philadelphia.....L.....14-24.....39,032
Nov. 24.....N.Y. Giants.....L.....3-34.....41,248
Nov. 28.....At Dallas.....L.....17-35.....54,125
Dec. 8.....New Orleans.....W.....28-16.....29,527
Dec. 15.....At L.A. Rams.....L.....14-46.....52,052
Dec. 21.....Washington.....L.....16-27.....28,090

278-414

Home: 4-4 (325,343). Away: 1-7 (435,805).

1986 (4-11-1)**Head Coach Gene Stallings**

Sept. 7L.A. RamsL	10-1640,347
Sept. 14At AtlantaL	13-3346,463
Sept. 21At BuffaloL	10-1765,762
Sept. 29DallasL	7-3149,077
Oct. 5N.Y. GiantsL	6-1340,562
Oct. 12At Tampa BayW	30-1933,307
Oct. 19At WashingtonL	21-2853,494
Oct. 26At DallasL	6-3760,756
Nov. 2PhiladelphiaW	13-1033,051
Nov. 9At San FranciscoL	17-4350,172
Nov. 16New OrleansL	7-1632,069
Nov. 23Kansas CityW	23-1429,680
Nov. 30WashingtonL	17-2035,637
Dec. 7At PhiladelphiaT	10-1050,148
Dec. 14At N.Y. GiantsL	7-2775,261
Dec. 21Tampa BayW	21-1723,957
			218-351	

Home: 3-5 (284,380). Away: 1-6-1 (435,363).

1987 (7-8)**Head Coach Gene Stallings**

Sept. 13DallasW	24-1347,241
Sept. 20At San DiegoL	24-2847,998
Sept. 27Indianapolis (not played)			
Oct. 4At WashingtonL	21-2827,728
Oct. 11New OrleansW	24-1911,795
Oct. 18At San FranciscoL	28-3438,094
Oct. 25At N.Y. GiantsL	7-3074,391
Nov. 1PhiladelphiaL	23-2824,586
Nov. 8Tampa BayW	31-2822,449
Nov. 15L.A. RamsL	24-2727,730
Nov. 22At PhiladelphiaW	31-1955,592
Nov. 29At AtlantaW	34-2115,909
Dec. 6WashingtonL	17-3431,324
Dec. 13N.Y. GiantsW	27-2429,623
Dec. 20At Tampa BayW	31-1432,046
Dec. 27At DallasL	16-2136,788
			362-368	

Home: 4-3 (194,748). Away: 3-5 (328,536).

1988 (7-9)**(First season in Phoenix)****Head Coach Gene Stallings**

Sept. 4At CincinnatiL	14-2150,404
Sept. 12DallasL	14-1767,139
Sept. 18At Tampa BayW	30-2435,034
Sept. 25WashingtonW	30-2161,973
Oct. 2At L.A. RamsW	41-2749,830
Oct. 9PittsburghW	31-1453,278
Oct. 16At WashingtonL	17-3354,402
Oct. 23ClevelandL	21-2961,261
Oct. 30At DallasW	16-1042,196
Nov. 6San FranciscoW	24-2364,544
Nov. 13N.Y. GiantsW	24-1765,324
Nov. 20At HoustonL	20-3843,843
Nov. 27At PhiladelphiaL	21-3157,918
Dec. 4At N.Y. GiantsL	7-4473,438
Dec. 10PhiladelphiaL	17-2354,832
Dec. 18Green BayL	17-2644,586
			344-398	

Home: 4-4 (472,937). Away: 3-5 (407,065).

1989 (5-11)**Head Coach Gene Stallings (11 games)****Head Coach Hank Kuhlmann (5 games)**

Sept. 10At DetroitW	16-1336,735
Sept. 17At SeattleW	34-2460,444
Sept. 24At N.Y. GiantsL	7-3575,742
Oct. 1San DiegoL	13-2444,201
Oct. 8At WashingtonL	28-3053,335
Oct. 15PhiladelphiaL	5-1742,620
Oct. 22AtlantaW	34-2033,894
Oct. 29At DallasW	19-1044,431
Nov. 5N.Y. GiantsL	13-2046,588
Nov. 12DallasW	24-2049,657
Nov. 19At L.A. RamsL	14-3753,176
Nov. 26Tampa BayL	13-1433,297
Dec. 3WashingtonL	10-2938,870
Dec. 10At L.A. RaidersL	14-1641,785
Dec. 17DenverL	0-3756,071
Dec. 24At PhiladelphiaL	14-3143,287
			258-377	

Home: 2-6 (298,610). Away: 3-5 (408,935).

Monday Nights

Date	(Site) Opponent	W/L/T	Score	Attendance
Nov. 16, 1970	At Dallas	W	38-0	69,232
Sept. 27, 1971	New York Jets	W	17-10	50,358
Nov. 15, 1971	At San Diego	L	20-17	46,486
Nov. 27, 1972	At Miami	L	31-10	80,010
Nov. 11, 1974	Minnesota	L	28-24	50,183
Oct. 13, 1975	At Washington	L	27-17	54,693
Oct. 25, 1976	At Washington	L	20-10	48,325
Oct. 31, 1977	New York Giants	W	28-0	50,323
Nov. 14, 1977	At Dallas	W	24-17	63,038
Oct. 24, 1983	New York Giants	T	20-20	45,530
Oct. 7, 1985	At Washington	L	27-10	53,134
Nov. 4, 1985	Dallas	W	21-10	49,337
Sept. 29, 1986	Dallas	L	31-7	49,077
Sept. 12, 1988	Dallas	L	17-14	67,139

Home: 3-3-1 • Away: 2-5 • Overall: 5-8-1

Preseason Results

1960 (4-2)

Aug. 13DallasW20-1314,000
	San Antonio			
Aug. 20Detroit at ToledoL21-248,036
Aug. 26BaltimoreW31-2114,000
	Charleston, S.C.			
Sept. 5At Green BayL14-3520,668
Sept. 9PhiladelphiaW35-1423,666
Sept. 18At San FranciscoW24-1713,021
			145-124	

Home: 1-0 (23,666). Away: 3-2 (69,725).

1961 (1-4)

Aug. 2At TorontoW36-724,376
	Vs. Argonauts			
Aug. 18Green BayL10-3131,056
Aug. 26PittsburghL14-2413,090
	Jacksonville			
Sept. 1At DetroitL7-2012,621
Sept. 9PhiladelphiaL0-2713,392
	Hershey, Pa.			

67-109

Home: 0-1 (31,056). Away: 1-3 (76,535).

1962 (1-3-1)

Aug. 11N.Y. GiantsT21-2115,000
	Canton, O.			
Aug. 18Green BayL14-2121,622
	Jacksonville			
Aug. 25At MinnesotaW24-2115,500
Sept. 1DetroitL14-1913,319
	Omaha			
Sept. 7DetroitL0-1432,439
			73-116	

Home: 0-1 (32,439). Away: 1-2-1 (65,441).

1963 (2-2)

Aug. 16San FranciscoW24-2219,038
	Salt Lake City			
Aug. 24DetroitL17-2214,400
	Omaha			
Aug. 31At Chicago BearsW17-1460,884
Sept. 6MinnesotaL0-3530,842
			58-93	

Home: 0-1 (30,842). Away: 2-1 (94,322).

1964 (3-2)

Aug. 8Green BayW20-763,000
	New Orleans			
Aug. 15MinnesotaL10-2410,500
	Atlanta			
Aug. 21BaltimoreW30-2132,069
Aug. 28At Chicago BearsW7-350,173
Sept. 5WashingtonL10-1720,642
	Norfolk			

77-72

Home: 1-0 (32,069). Away: 2-2 (144,315).

1965 (1-3-1)

Aug. 14BaltimoreL10-2275,229
	New Orleans			
Aug. 21WashingtonL7-1319,000
	Richmond			
Aug. 27San FranciscoT17-1729,831
Sept. 3At Chicago BearsW25-352,648
Sept. 11At Green BayL13-3150,858
			72-86	

Home: 0-1-1 (105,060). Away: 1-2 (122,506).

1966 (2-3)

Aug. 6AtlantaW20-1034,303
Aug. 11At DetroitW28-1424,011
Aug. 19BaltimoreL7-3328,304
Aug. 27At L.A. RamsL14-3233,172
Sept. 2At Chicago BearsL20-2258,620
			89-112	

Home: 1-1 (62,607). Away: 1-2 (115,803).

1967 (1-4)

Aug. 12New OrleansL14-2328,500
	Shreveport			
Aug. 21BaltimoreW9-534,054
Aug. 26PittsburghL13-2410,376
	Nashville			
Sept. 1At Chicago BearsL14-4241,079
Sept. 8DetroitL7-2118,083
			57-115	

Home: 1-2 (52,137). Away: 0-2 (69,579).

1968 (3-2)

Aug. 9PittsburghW24-726,811
Aug. 17At Kansas CityL10-1347,462
Aug. 25N.Y. GiantsW18-1053,776
	New Haven			
Sept. 1MinnesotaW31-2825,233
Sept. 6At Chicago BearsL17-1959,681
			100-77	

Home: 2-0 (52,044). Away: 1-2 (160,919).

1969 (4-2)

Aug. 9N.Y. JetsW13-650,372
Aug. 16PittsburghW27-1313,815
	Norfolk			
Aug. 23MinnesotaL13-4134,416
	Memphis			
Aug. 29Kansas CityL21-3148,006
Sept. 7At San FranciscoW21-1032,506
Sept. 21At Chicago BearsW37-3161,227
			132-132	

Home: 1-1 (98,378). Away: 3-1 (141,965).

1970 (3-2)

Aug. 15	At Denver	L	16-26	36,327
Aug. 22	Cincinnati	W	41-20	15,864
Aug. 29	Chicago Bears	W	24-3	38,888
Sept. 5	San Diego	L	27-38	83,043
	Cleveland			
Sept. 12	Kansas City	W	34-24	50,661
			142-111	
Home:	3-1 (188,456)	Away:	0-1 (36,327)	

1971 (2-2-1)

Aug. 14	Houston	W	16-14	40,993
Aug. 21	At Washington	L	13-20	40,228
Aug. 28	At Cincinnati	L	21-22	55,493
Sept. 4	At Kansas City	T	17-17	36,743
Sept. 10	Cleveland	W	27-13	46,171
			94-86	
Home:	2-0 (87,164)	Away:	0-2-1 (132,464)	

1972 (4-2)

Aug. 4	At Buffalo	W	27-10	38,338
Aug. 12	At Kansas City	L	14-24	78,190
Aug. 19	Denver	W	17-13	34,506
Aug. 24	At Houston	L	24-33	38,596
Sept. 2	At Green Bay	W	31-10	56,263
Sept. 9	Chicago Bears	W	33-14	48,112
			146-104	
Home:	2-0 (82,618)	Away:	2-2 (211,387)	

1973 (2-3)

Aug. 11	At San Diego	W	17-13	40,447
Aug. 18	At Denver	L	17-38	39,088
Aug. 25	N.Y. Jets	W	13-10	41,040
Sept. 1	At Chicago Bears	L	20-31	55,701
Sept. 7	Kansas City	L	7-16	49,486
			74-108	
Home:	1-1 (90,526)	Away:	1-2 (135,236)	

1974 (3-4)

July 27	Buffalo	W	17-13	17,286
	Canton, O.			
Aug. 3	Chicago	W	10-0	12,877
	Champaign, Ill.			
Aug. 10	Green Bay	L	0-13	43,000
	Milwaukee			
Aug. 17	San Diego	W	48-14	5,383
	Seattle			
Aug. 23	N.Y. Jets	L	7-20	39,643
Aug. 31	Minnesota	L	10-14	38,040
Sept. 6	At Kansas City	L	16-31	46,067
			21-99	
Home:	2-2 (113,229)	Away:	0-2 (89,067)	

1975 (3-3)

Aug. 9	At Kansas City	W	10-3	40,081
Aug. 16	N.Y. Jets	L	13-14	41,265
Aug. 23	Chicago	L	13-14	19,127
	Champaign, Ill.			
Aug. 30	San Diego	W	14-9	37,468
Sept. 6	At Minnesota	W	13-6	46,975
Sept. 14	At Denver	L	17-21	45,631
			80-67	
Home:	1-1 (78,733)	Away:	2-2 (15,814)	

1976 (4-2)

July 31	N.Y. Jets	W	13-12	16,168
Aug. 7	Oakland	L	9-20	33,216
	Tempe, Ariz.			
Aug. 16	San Diego	W	20-10	38,000
	Tokyo			
Aug. 21	At Chicago Bears	W	20-14	55,755
Aug. 28	Denver	L	17-21	39,808
Sept. 3	Kansas City	W	31-14	42,997
			110-91	
Home:	2-1 (98,973)	Away:	2-1 (126,971)	

1977 (1-5)

Aug. 6	Atlanta	L	0-3	24,667
Aug. 13	At Denver	L	7-15	44,001
Aug. 19	At Cleveland	L	10-19	31,308
Aug. 27	Cincinnati	L	9-33	44,876
Sept. 2	Chicago Bears	W	23-14	45,074
Sept. 10	At Kansas City	L	20-37	38,480
			69-121	
Home:	1-2 (114,617)	Away:	0-3 (113,789)	

1978 (2-2)

Aug. 5	At Miami	L	7-28	46,657
Aug. 12	At Chicago Bears	W	26-14	52,732
Aug. 19	At Green Bay	L	17-23	50,423
Aug. 26	At Kansas City	W	12-7	40,884
			61-72	
Home:	0-0	Away:	2-2 (190,696)	

1979 (2-2)

Aug. 2	At Houston	L	7-9	46,252
Aug. 9	Atlanta	W	42-17	39,705
Aug. 18	At Kansas City	L	3-20	43,214
Aug. 25	Chicago Bears	W	10-7	43,541
			62-53	
Home:	2-0 (83,246)	Away:	0-2 (89,466)	

(Continued on page 194)

Scoring Leaders

Year	Player	TDs	PAT	FG	Pts.
1945	Leo Cantor	5	0	0	30
1946	Ward Cuff	2	28-30	5-12	55
1947	Pat Harder	7	39-40	7-10	102
1948	Pat Harder	6	*53-53	7-17	110
1949	Pat Harder	8	45-47	3-5	102
1950	Bob Shaw	12	0	0	72
	Don Paul	6	0	0	36
1951	Billy Cross	6	0	0	36
1952	Ollie Matson	9	0	0	54
1953	Pat Summerall	0	23-23	9-24	50
1954	Ollie Matson	9	0	0	54
1955	Pat Summerall	1	23-25	8-19	53
1956	Pat Summerall	0	30-30	10-18	60
1957	Ollie Matson	9	0	0	54
1958	Ollie Matson	10	0	0	60
1959	Bobby Joe Conrad	6	30-31	6-9	84
1960	Sonny Randle	15	0	0	90
1961	Sonny Randle	9	0	0	54
1962	John David Crow	*17	0	0	102
1963	Jim Bakken	0	44-44	11-21	77
1964	Jim Bakken	0	40-40	25-38	115
1965	Jim Bakken	0	33-33	21-31	96
1966	Jim Bakken	0	27-28	23-40	96
1967	Jim Bakken	0	36-36	*27-39	*117
1968	Jim Bakken	0	40-40	15-24	85
1969	Jim Bakken	0	38-40	12-24	74
1970	Jim Bakken	0	37-38	20-32	97
1971	Jim Bakken	0	24-24	21-32	87
1972	Jim Bakken	0	19-21	14-22	61
1973	Jim Bakken	0	31-31	23-32	100
1974	Jim Bakken	0	30-36	13-22	69
1975	Jim Bakken	0	40-41	19-24	97
1976	Jim Bakken	0	33-35	20-27	93
1977	Jim Bakken	0	35-36	7-16	56
1978	Jim Bakken	0	27-31	11-22	60
1979	Ottis Anderson	10	0	0	60
1980	Ottis Anderson	9	0	0	54
1981	Neil O'Donoghue	0	36-37	19-32	93
1982	Neil O'Donoghue	0	15-16	8-13	39
1983	Neil O'Donoghue	0	45-47	15-29	90
1984	Neil O'Donoghue	0	48-51	23-35	*117
1985	Stump Mitchell	10	0	0	60
1986	John Lee	0	14-17	8-13	38
1987	Jim Gallery	0	30-31	9-19	57
1988	Al Del Greco	0	42-44	12-21	78
1989	Al Del Greco	0	28-29	18-26	82

*Cardinal record

Rushing Leaders

Year	Player	Att.	Yds.	Avg.	Long	TDs
1945	Frank Seno	93	355	3.0	47	2
1946	Pat Harder	106	545	5.1	55	4
1947	Elmer Angsman	110	412	3.7	18	7
1948	Charley Trippi	128	690	5.4	50	6
1949	Elmer Angsman	125	674	5.4	82t	6
1950	Pat Harder	99	454	4.6	22	1
1951	Charley Trippi	78	501	6.4	32	4
1952	Charley Trippi	72	350	4.9	59	4
1953	Charley Trippi	97	443	4.5	21	0
1954	Ollie Matson	101	506	5.0	79	4
1955	Ollie Matson	109	475	4.3	54	1
1956	Ollie Matson	192	924	4.8	79	5
1957	Ollie Matson	134	577	4.3	57	6
1958	Ollie Matson	129	505	3.9	55	5
1959	John David Crow	140	666	4.8	73t	3
1960	John David Crow	183	1,071	*5.9	57	6
1961	Prentice Gault	129	523	4.1	54t	3
1962	John David Crow	192	751	3.9	35	*14
1963	Joe Childress	174	701	4.0	28	2
1964	John David Crow	163	554	3.4	57	7
1965	Bill Triplett	174	617	3.5	59t	6
1966	John Roland	192	695	3.6	50	5
1967	John Roland	234	876	3.7	70	10
1968	Willis Crenshaw	203	813	4.0	66t	6
1969	Cid Edwards	107	504	4.7	48	3
1970	MacArthur Lane	206	977	4.7	75	11
1971	MacArthur Lane	150	592	3.9	40	3
1972	Donny Anderson	153	536	3.5	19	4
1973	Donny Anderson	167	679	4.1	54	10
1974	Terry Metcalf	152	718	4.7	75	6
1975	Jim Otis	269	1,076	4.0	30	5
1976	Jim Otis	233	891	3.8	23	2
1977	Terry Metcalf	149	739	5.0	62	4
1978	Jim Otis	197	664	3.4	17	8
1979	Ottis Anderson	*331	*1,605	4.8	76	8
1980	Ottis Anderson	301	1,352	4.5	52	9
1981	Ottis Anderson	328	1,376	4.2	28	9
1982	Ottis Anderson	145	587	4.0	64	3
1983	Ottis Anderson	296	1,270	4.3	43	5
1984	Ottis Anderson	289	1,174	4.1	24	6
1985	Stump Mitchell	183	1,006	5.5	64	7
1986	Stump Mitchell	174	800	4.6	44	5
1987	Stump Mitchell	203	781	3.8	42	3
1988	Earl Ferrell	202	924	4.6	47	7
1989	Earl Ferrell	149	502	3.4	44t	6

*Cardinal record

Passing Leaders

Year	Player	Att.	Comp.	Pct.	Yds.	TDs	Int.	Rating
1945	Paul Christman	219	89	40.6	1,147	5	12	42.5
1946	Paul Christman	229	100	43.7	1,656	13	18	54.7
1947	Paul Christman	301	138	45.8	2,191	17	22	59.1
1948	Ray Mallouf	143	73	51.0	1,160	13	6	91.2
1949	Paul Christman	151	75	49.7	1,015	11	13	60.0
1950	Jim Hardy	257	117	45.5	1,636	17	24	49.8
1951	Charley Trippi	191	88	46.1	1,191	8	13	52.1
1952	Charley Trippi	181	84	46.4	890	5	13	40.5
1953	Jim Root	192	80	41.9	1,149	8	11	52.1
1954	Lamar McHan	255	105	41.2	1,475	6	22	32.6
1955	Lamar McHan	207	78	38.8	1,085	11	19	35.5
1956	Lamar McHan	152	72	47.4	1,159	10	8	73.3
1957	Lamar McHan	200	87	43.5	1,568	11	15	58.0
1958	M.C. Reynolds	195	105	53.8	1,422	11	11	72.6
1959	King Hill	181	82	45.3	1,015	7	13	46.2
1960	John Roach	188	87	46.3	1,423	17	18	62.6
1961	Sam Etcheverry	196	96	48.9	1,275	14	11	70.3
1962	Charley Johnson	308	150	48.7	2,440	16	20	65.9
1963	Charley Johnson	423	222	52.5	3,280	28	21	79.3
1964	Charley Johnson	420	223	53.1	3,045	21	24	69.4
1965	Charley Johnson	322	155	48.1	2,439	18	15	72.8
1966	Charley Johnson	205	103	50.2	1,334	10	11	64.8
1967	Jim Hart	397	192	48.4	3,008	19	30	58.3
1968	Jim Hart	316	140	44.3	2,059	15	18	58.4
1969	Charley Johnson	260	131	50.4	1,847	13	13	69.5
1970	Jim Hart	373	171	45.8	2,574	14	18	61.6
1971	Jim Hart	243	110	45.3	1,626	8	14	54.5
1972	Gary Cuozzo	158	69	43.7	897	5	11	43.6
1973	Jim Hart	320	178	55.6	2,223	15	10	80.1
1974	Jim Hart	388	200	51.6	2,411	20	8	79.5
1975	Jim Hart	345	182	52.8	2,507	19	19	71.8
1976	Jim Hart	388	218	56.2	2,946	18	13	81.7
1977	Jim Hart	354	185	52.3	2,534	13	20	64.5
1978	Jim Hart	477	240	50.3	3,121	16	18	66.7
1979	Jim Hart	378	194	51.3	2,218	9	20	55.2
1980	Jim Hart	425	228	53.7	2,946	16	20	68.8
1981	Jim Hart	241	134	55.6	1,694	11	14	70.1
	Neil Lomax	236	119	50.4	1,575	4	10	60.0
1982	Neil Lomax	205	109	53.2	1,367	5	6	70.4
1983	Neil Lomax	354	209	59.0	2,636	24	11	92.0
1984	Neil Lomax	*560	*345	*61.6	*4,616	*28	16	*92.5
1985	Neil Lomax	471	266	56.5	3,214	18	12	79.9
1986	Neil Lomax	421	240	57.0	2,583	13	12	73.4
1987	Neil Lomax	463	275	59.4	3,387	24	12	88.5
1988	Neil Lomax	443	255	57.6	3,395	20	11	86.7
1989	Gary Hogeboom	364	204	56.0	2,591	14	19	69.5

*Cardinal record

Receiving Leaders

Year	Player	No.	Yds.	Avg.	Long	TDs
1945	Billy Dewell	26	370	14.2	70	1
1946	Billy Dewell	27	643	*23.8	82t	7
	Mal Kutner	27	634	23.5	63	5
1947	Mal Kutner	43	994	21.9	70	7
1948	Mal Kutner	41	943	23.0	71	14
1949	Charley Trippi	34	484	14.1	49	6
1950	Bob Shaw	48	971	20.2	65	12
1951	Fran Poltfoot	57	796	14.0	80t	4
1952	Don Stonesifer	54	617	11.4	26	0
1953	Don Stonesifer	56	684	12.2	46	2
1954	Don Stonesifer	44	607	13.8	39	3
1955	Don Stonesifer	28	330	11.8	28	5
1956	Don Stonesifer	22	320	14.5	58	2
1957	Gern Nagler	27	475	17.6	83t	4
1958	Woodley Lewis	46	690	15.0	64	4
1959	Woodley Lewis	34	534	15.7	85t	3
1960	Sonny Randle	62	892	14.4	57	*15
1961	Sonny Randle	44	591	13.4	41	9
1962	Sonny Randle	63	1,158	18.4	86t	7
1963	Bobby Joe Conrad	73	967	13.2	48	10
1964	Bobby Joe Conrad	61	780	12.8	53	6
1965	Bobby Joe Conrad	58	909	15.7	71	5
1966	Jackie Smith	45	810	18.0	69	3
1967	Jackie Smith	56	1,205	21.5	76t	9
1968	Jackie Smith	49	789	16.1	65	2
1969	Dave Williams	56	702	12.5	61	7
1970	John Gilliam	45	952	21.1	79	5
1971	John Gilliam	42	837	19.9	54	3
1972	John Roland	38	321	8.4	27	2
1973	Jackie Smith	41	600	14.6	42	1
	Donny Anderson	41	409	10.0	44	3
1974	Terry Metcalf	50	377	7.5	22	1
1975	Mel Gray	48	926	19.3	74	11
1976	Ike Harris	52	782	15.0	40	1
1977	Ike Harris	40	547	13.7	38	3
1978	Pat Tilley	62	900	14.5	43	3
1979	Pat Tilley	57	938	16.4	51t	6
1980	Pat Tilley	68	966	14.2	60t	6
1981	Pat Tilley	66	1,040	15.7	75	3
1982	Pat Tilley	36	465	14.5	34	2
1983	Roy Green	78	1,227	15.7	71t	14
1984	Roy Green	78	*1,555	19.9	83t	12
1985	Roy Green	50	693	13.9	47	5
1986	J.T. Smith	80	1,014	12.7	45	6
1987	J.T. Smith	*91	1,117	12.3	38	8
1988	J.T. Smith	83	986	11.9	29	5
1989	J.T. Smith	62	778	12.5	31	5

*Cardinal record

Punting Leaders

Year	Player	No.	Avg.	Long	Blocked
1945	James Reynolds	38	36.4	48	0
1946	William Blackburn	35	41.9	60	0
1947	Ray Mallouf	43	39.9	62	0
1948	Ray Mallouf	45	39.0	61	0
1949	John Cochran	52	42.0	66	0
1950	Jim Hardy	56	39.4	76	0
1951	Fran Polsfoot	47	40.7	56	0
1952	Frank Tripucka	35	37.5	57	0
1953	Charley Trippi	54	42.8	63	0
1954	Charley Trippi	59	39.1	62	0
1955	Dave Mann	43	40.0	60	0
1956	Dave Mann	36	37.4	58	1
1957	Dave Mann	59	42.5	67	0
1958	Bobby Gordon	55	38.0	66	0
1959	Jerry Norton	59	44.9	60	0
1960	Jerry Norton	39	45.3	62	0
1961	Jerry Norton	85	44.7	78	1
1962	Sam Etcheverry	59	38.3	61	1
1963	Jerry Stovall	65	40.7	69	0
1964	Jackie Smith	41	40.4	64	0
1965	Jim Bakken	26	42.2	56	0
	Jackie Smith	39	39.3	62	1
1966	Jackie Smith	47	37.9	56	1
1967	Chuck Latourette	62	40.8	67	0
1968	Chuck Latourette	65	41.6	55	0
1969	King Hill	73	37.6	57	1
1970	Chuck Latourette	65	40.9	59	0
1971	Chuck Latourette	56	38.5	55	1
1972	Donny Anderson	72	39.5	61	0
1973	Gary Kiethley	66	37.5	55	1
1974	Hal Roberts	81	38.7	57	0
1975	Jeff West	64	37.7	58	1
1976	Terry Joyce	64	36.4	54	2
1977	Duane Carrell	49	35.9	53	0
1978	Mike Wood	51	37.6	81	0
	Steve Little	46	38.0	52	2
1979	Steve Little	80	38.2	56	2
1980	Larry Swider	99	41.5	66	1
1981	Carl Birdsong	69	41.8	75	0
1982	Carl Birdsong	54	43.8	65	0
1983	Carl Birdsong	85	41.5	59	0
1984	Carl Birdsong	67	38.7	59	1
1985	Carl Birdsong	85	41.7	67	2
1986	Greg Cater	61	37.2	52	1
1987	Greg Horne	24	40.5	51	0
1988	Greg Horne	79	40.9	66	1
1989	Rich Camarillo	76	43.4	58	0

*Cardinal record

Punt Return Leaders

Year	Player	No.	Yds.	Avg.	Long	TDs
1945	Frank Seno	10	103	10.3	25	0
1946	Frank Seno	17	176	10.3	21	0
1947	John Cochran	10	147	14.7	31	0
1948	Jerry Davis	16	334	*20.9	70t	*2
1949	John Cochran	15	314	*20.9	71t	*2
1950	Don Paul	18	194	10.8	82	1
1951	Don Paul	19	143	7.5	23	0
1952	Billy Cross	21	177	8.4	38	0
1953	Charley Trippi	21	239	11.4	38	0
1954	Ollie Matson	11	100	9.1	59	1
1955	Ollie Matson	13	245	18.8	78	*2
1956	Frank Bernardi	18	217	12.1	95t	1
1957	Woodley Lewis	24	175	7.3	31	0
1958	Bobby Joe Conrad	19	129	6.8	16	0
1959	Bill Stacy	29	281	9.7	74	*2
1960	Bill Stacy	14	62	4.4	24	0
1961	Willie West	11	98	8.9	28	0
1962	Norm Beal	7	46	6.6	14	0
1963	Billy Gambrell	11	111	10.0	49	0
1964	Billy Gambrell	12	126	10.5	36	0
	Jim Burson	12	125	10.4	68t	1
1965	Abe Woodson	17	7	0.4	13	0
1966	John Roland	20	221	11.1	86t	1
1967	Phil Spiller	15	124	8.3	33	0
1968	Chuck Latourette	28	345	12.3	86t	1
1969	Roger Wehrli	13	65	5.0	25	0
1970	Chuck Latourette	30	171	5.7	16	0
1971	Larry Willingham	10	84	8.4	34	0
1972	Larry Willingham	9	41	4.6	13	0
1973	Gary Hammond	11	80	7.3	51	0
1974	Terry Metcalf	26	340	13.1	43	0
1975	Terry Metcalf	23	285	12.4	69t	1
1976	Terry Metcalf	17	188	11.1	39	0
1977	Terry Metcalf	14	108	7.7	23	0
1978	Willard Harrell	21	196	9.3	70t	1
1979	Willard Harrell	32	205	6.4	68	0
1980	Mark Bell	22	195	8.9	54	0
1981	Stump Mitchell	42	445	10.6	50t	1
1982	Stump Mitchell	27	165	6.1	15	0
1983	Stump Mitchell	38	337	8.9	34	0
1984	Stump Mitchell	38	333	8.8	39	0
1985	J.T. Smith	26	283	10.9	31	0
1986	Vai Sikahema	43	522	12.1	71t	*2
1987	Vai Sikahema	*44	*550	12.5	76t	1
1988	Vai Sikahema	33	341	10.3	28	0
1989	Vai Sikahema	37	433	11.7	53	0

*Cardinal record

Kickoff Return Leaders

Year	Player	No.	Yds.	Avg.	Long	TDs
1945	Frank Seno	19	408	21.4	31	0
1946	Frank Seno	13	408	31.3	105t	1
1947	Charley Trippi	15	321	21.4	33	0
1948	Jerry Davis	15	437	29.2	83	0
1949	Charley Trippi	18	427	23.7	48	0
1950	Don Paul	28	693	24.7	46	0
1951	Emil Stiko	17	429	25.2	41	0
1952	Ollie Matson	20	623	31.2	100t	*2
1953	Billy Cross	12	257	21.4	39	0
1954	Les Goble	27	749	27.7	94t	*2
1955	Ollie Matson	15	368	24.5	37	0
1956	Ollie Matson	13	362	27.7	105t	1
1957	Woodley Lewis	26	682	26.2	52	0
1958	Ollie Matson	14	497	*35.5	101t	*2
1959	Bobby Joe Conrad	18	388	21.7	33	0
1960	Willie West	13	370	28.5	87	0
1961	Pat Fischer	17	426	25.1	53	0
1962	Bill Triplett	24	608	25.3	49	0
1963	Jerry Stovall	15	419	27.9	55	0
1964	Jerry Stovall	24	566	23.6	47	0
1965	Abe Woodson	27	665	24.6	65	0
1966	Roy Shivers	27	762	28.2	94t	1
1967	Bobby Williams	24	583	24.3	38	0
1968	Chuck Latourette	46	1,237	26.9	75	0
1969	MacArthur Lane	20	523	26.2	69	0
1970	Chuck Latourette	13	254	19.5	24	0
1971	Mel Gray	30	740	24.7	65	0
1972	Bobby Moore	20	437	21.9	37	0
1973	Les Shy	16	445	27.8	97t	1
1974	Terry Metcalf	20	623	31.2	94t	1
1975	Terry Metcalf	35	960	27.4	93t	1
1976	Jerry Latin	16	357	22.3	39	0
	Terry Metcalf	16	325	20.3	33	0
1977	Terry Metcalf	32	772	24.1	51	0
1978	Willard Harrell	19	389	20.5	32	0
1979	Roy Green	41	1,007	24.6	*106t	1
1980	Roy Green	32	745	23.3	37	0
1981	Stump Mitchell	*55	*1,292	23.5	67	0
1982	Stump Mitchell	16	364	22.8	33	0
1983	Stump Mitchell	36	778	21.6	66	0
1984	Stump Mitchell	35	804	23.0	56	0
1985	Clyde Duncan	28	550	19.6	34	0
1986	Vai Sikahema	37	847	22.9	44	0
1987	Vai Sikahema	34	761	22.4	50	0
1988	Vai Sikahema	23	475	20.7	39	0
1989	Vai Sikahema	43	874	20.3	52	0

*Cardinal record

Interception Leaders

Year	Player	No.	Yds.	Avg.	Long	TDs
1945	Leo Cantor	5	70	14.0	26	0
1946	Mal Kutner	5	29	5.8	24	0
1947	John Cochran	8	122	15.3	39	0
1948	John Cochran	7	111	15.9	32	0
1949	Bob Nussbaumer	*12	157	13.1	68	0
1950	Jerry Davis	9	40	4.4	15	0
1951	S.J. Whitman	7	102	14.6	31	0
1952	Roy Barni	6	70	11.7	38	0
1953	Ray Ramsey	10	*237	23.7	46	1
1954	Dick Lane	10	181	18.1	64	0
1955	Dick Lane	6	69	11.5	31	0
1956	Lindon Crow	11	170	15.5	0	0
1957	Jim Hill	3	52	17.3	0	0
1958	Dick Nolan	5	30	6.0	0	0
1959	Billy Stacy	5	114	22.8	0	0
1960	Jerry Norton	10	96	9.6	0	0
1961	Jerry Norton	7	136	19.4	47t	*2
1962	Bill Stacy	6	72	12.0	53	0
1963	Pat Fischer	8	169	21.1	55	0
1964	Pat Fischer	10	164	16.4	39t	*2
1965	Larry Wilson	6	153	25.5	*96t	1
1966	Larry Wilson	10	180	18.0	91t	*2
1967	Pat Fischer	4	85	21.3	69t	1
	Larry Wilson	4	75	18.8	44	0
	Jerry Stovall	4	6	1.5	6	0
1968	Larry Wilson	4	14	3.5	8	0
1969	Bob Atkins	3	74	24.7	42	0
	Roger Wehrli	3	44	14.7	44	0
1970	Roger Wehrli	6	50	8.3	41	0
1971	Larry Wilson	4	46	11.5	23	0
	Norm Thompson	4	45	11.3	25	0
1972	Larry Wilson	3	35	11.7	24	0
	Miller Farr	3	21	7.0	21	0
1973	Jim Tolbert	2	34	17.0	26	0
	Clarence Duren	2	13	6.5	13	0
1974	Norm Thompson	6	190	31.7	56t	1
1975	Norm Thompson	7	141	20.1	61t	1
1976	Norm Thompson	4	83	20.8	38	0
	Mike Sensibaugh	4	60	15.0	35t	1
	Roger Wehrli	4	31	7.8	26	0
1977	Roger Wehrli	5	44	8.8	41	0
1978	Ken Stone	9	139	15.4	33	0
1979	Ken Stone	6	70	11.6	30	0

Year	Player	No.	Yds.	Avg.	Long	TDs
1980	Ken Stone	5	63	12.6	20	0
1981	Ken Greene	7	111	15.9	47	0
1982	Benny Perrin	1	35	35.0	35	0
	Jeff Griffin	1	8	8.0	8	0
	Lee Nelson	1	7	7.0	7	0
	Ken Greene	1	2	2.0	2	0
	Carl Allen	1	0	0.0	0	0
	Mike Dawson	1	0	0.0	0	0
1983	Lionel Washington	8	92	11.5	26	0
1984	Lionel Washington	5	42	8.4	18	0
1985	E.J. Junior	5	109	21.8	53	0
1986	Cedric Mack	4	42	10.5	24	0
1987	Travis Curtis	5	65	13.0	31	0
1988	Cedric Mack	3	33	11.0	12	0
	Carl Carter	3	0	0.0	0	0
1989	Tim McDonald	7	170	24.3	53t	1

*Cardinal record

Field Goal Leaders

Year	Player	Att.	Made	Pct.	Long
1945	Conway Baker	1	0	.000	—
1946	Ward Cuff	12	5	.417	42
1947	Pat Harder	10	7	.700	35
1948	Pat Harder	17	7	.412	36
1949	Ventan Yablonski	6	5	.833	34
1950	Pat Harder	9	4	.444	47
1951	Cliff Patton	8	5	.625	27
1952	Joe Geri	18	2	.111	40
1953	Pat Summerall	24	9	.375	49
1954	Pat Summerall	19	8	.421	50
1955	Pat Summerall	19	8	.421	42
1956	Pat Summerall	22	10	.455	42
1957	Pat Summerall	17	6	.353	34
1958	Bobby Joe Conrad	17	6	.353	45
1959	Bobby Joe Conrad	9	6	.667	37
1960	Gerry Perry	20	13	.650	44
1961	Gerry Perry	16	7	.438	38
1962	Gerry Perry	12	5	.417	42
1963	Jim Bakken	21	11	.524	45
1964	Jim Bakken	38	25	.659	51
1965	Jim Bakken	31	21	.677	45

(Field Goal Leaders continued from page 203)

Year	Player	Att.	Made	Pct.	Long
1966	Jim Bakken	40	23	.575	47
1967	Jim Bakken	39	27	.692	47
1968	Jim Bakken	24	15	.625	47
1969	Jim Bakken	24	12	.500	46
1970	Jim Bakken	32	20	.625	49
1971	Jim Bakken	32	21	.656	45
1972	Jim Bakken	22	14	.636	49
1973	Jim Bakken	32	23	.719	46
1974	Jim Bakken	22	13	.591	47
1975	Jim Bakken	24	19	.792	47
1976	Jim Bakken	27	20	.741	43
1977	Jim Bakken	16	7	.438	49
1978	Jim Bakken	22	11	.500	45
1979	Steve Little	19	10	.526	51
1980	Neil O'Donoghue	15	11	.733	43
1981	Neil O'Donoghue	32	19	.594	47
1982	Neil O'Donoghue	13	8	.615	48
1983	Neil O'Donoghue	29	15	.517	52
1984	Neil O'Donoghue	35	23	.657	52
1985	Neil O'Donoghue	18	10	.556	49
1986	John Lee	13	8	.615	47
1987	Jim Gallery	19	9	.474	48
1988	Al Del Greco	21	12	.571	51
1989	Al Del Greco	26	18	.692	50

*Cardinal record

Head Coaches

Years	Coach	Record	Years	Coach	Record
1920	Marshall Smith	5-2-1	1952	Joe Kuharich	4-8-0
1921-22	John "Paddy" Driscoll	12-6-3	1953-54	Joe Stydahar	3-20-1
1923-24	Arnold Horween	13-8-1	1955-57	Ray Richards	14-21-1
1925-26	Norman Barry	16-8-2	1958-61	Frank "Pop" Ivy	17-31-2
1927	Fred Gillies	3-7-1	1962-65	Wally Lemm	27-26-3
1928	Guy Chamberlin	1-5-0	1966-70	Charley Winner	35-30-5
1929-30	Ernie Nevers	11-12-3	1971-72	Bob Holloway	8-18-2
1931	LeRoy Andrews	0-2-0	1973-77	Don Coryell	42-29-1
1931	Ernie Nevers	5-2-0	1978-79	Bud Wilkinson****	9-20-0
1932	Jack Chevigny	2-6-2	1979	Larry Wilson	2-1-0
1933-34	Paul Schissler	6-15-1	1980-85	Jim Hanifan	39-49-1
1935-38	Milan Creighton	16-26-4	1986-89	Gene Stallings****	23-34-1
1939	Ernie Nevers	1-10-0	1989	Hank Kuhlmann	0-5
1040-42	Jimmy Conzelman	8-22-3	*Resigned after two games in 1931		
1943-45	Phil Handler**	1-29-0	**Co-coach with Walt Kiesling of 1944 Card-Pitt team		
1946-48	Jimmy Conzelman	27-10-0	***Co-head coaches		
1949	Phil Handler-Buddy Parker***	6-5-1	****Released after 13 games in 1979		
1950-51	Earl "Curly" Lambeau	8-16-0	*****Released after 11 games in 1989		

All-NFL

1960

Jerry Norton, S (AP, UPI)
Sonny Randle, E (AP, UPI)

1961

Jimmy Hill, DHB (NEA)
Jerry Norton, S (NEA)

1963

Bobby Joe Conrad, FL (AP, UPI)
Len Gray, G (UPI)

Larry Wilson, S (UPI)

1964

Bob DeMarco, C (NEA)
Pat Fischer, DHB (AP, NEA, UPI)
Ken Gray, G (AP, UPI)
Dale Meinert, LB (NEA)

1965

Ken Gray, G (UPI)

1966

Larry Wilson, S (AP, NEA, UPI)

1967

Bob DeMarco, C (AP)
Ernie McMillan, T (NEA)
Jackie Smith, TE (UPI)

Larry Wilson, S (AP, NEA)

1968

Larry Wilson, S (AP, NEA, UPI)

1969

Larry Wilson, S (AP, NEA, UPI)

1970

MacArthur Lane, RB (NEA)
Roger Wehrli, CB (NEA)
Larry Wilson, S (PFWA)

All-NFC

MacArthur Lane, RB (UPI)
Ernie McMillan, T (UPI)
Larry Stallings, LB (UPI)
Roger Wehrli (UPI)
Larry Wilson (AP, UPI)

1971

All-NFC

Ernie McMillan, T (UPI)
Roger Wehrli, CB (UPI)

1974

Mel Gray, WR (NEA)
Roger Wehrli, CB (NEA)

All-NFC

Jim Hart, QB (AP, UPI, *Sporting News*)
Roger Wehrli (AP, UPI, *Sporting News*)

NFC Player-of-the-Year

Jim Hart, QB (UPI)
Terry Metcalf, RB (New York PFWA)

NFL Coach-of-the-Year

Don Coryell (AP, *Sporting News*)

NFC Coach-of-the-Year

Don Coryell (UPI, PFWA)
(Note: Metcalf was runner-up to NFL MVP by AP and runner-up to NFC player-of-the-year by UPI)

1975

Jim Bakken, K (AP, NEA, PFWA, *Pro Football Weekly*, *N.Y. News*)

Dan Dierdorf, T (PFWA, *N.Y. News*)

Mel Gray, WR (AP, PFWA, *N.Y. News*, *Pro Football Weekly*, *Football News*)

Terry Metcalf, KR (*Football News*)
Roger Wehrli, CB (AP, PFWA, *N.Y. News*, *Pro Football Weekly*)

All-NFC

Jim Bakken, K (AP, *Inside Football Report*, *Pro Football Weekly*, *Sporting News*)

Tom Banks, C (*Pro Football Weekly*)

Dan Dierdorf, T (AP, UPI, *Inside Football Report*, *Pro Football Weekly*, *N.Y. News*)

Mel Gray, WR (AP, UPI, *Inside Football Report*, *Pro Football Weekly*, *N.Y. News*, *Sporting News*)

Terry Metcalf, RB (AP, UPI, *Inside Football Report*, *Pro Football Weekly*, *N.Y. News*, *Sporting News*); (*Pro Football Weekly* as KR)

Roger Wehrli, CB (AP, UPI, *Inside Football Report*, *Pro Football Weekly*, *N.Y. News*, *Sporting News*)

NFL MVP

Terry Metcalf, RB (*N.Y. News*)

NFC Coach-of-the-Year

Don Coryell (*Inside Football Report*)

1976

Jim Bakken, K (AP, NEA, PFWA, *Pro Football Weekly*)

Tom Banks, C (AP, *Football Digest*)

Dan Dierdorf, T (AP, NEA, PFWA, *N.Y. News*, *N.Y. Post*)

Conrad Dobler, G (NEA)

Roger Wehrli, CB (AP, PFWA)

Second Team

Tom Banks, C (NEA, PFWA)

Conrad Dobler, G (AP)

All-NFC

Jim Bakken, K (AP, UPI, *Sporting News*, *N.Y. News*, *Pro Football Weekly*)

Conrad Dobler, G (AP, UPI, *Sporting News*)

Mel Gray, WR (AP, *Sporting News*)

Roger Wehrli, CB (AP, UPI, *Sporting News*, *Pro Football Weekly*, *N.Y. News*)

Bob Young, G (*N.Y. News*)

NFC Offensive

Lineman-of-the-Year

Dan Dierdorf, T (NFC players)

1977

Dan Dierdorf, T (AP, PFWA, NEA)

Roger Wehrli, CB (AP, NEA)

Second Team

Tom Banks, C (AP)

All-NFC

Tom Banks, C (UPI, *Sporting News*)

Dan Dierdorf, T (UPI, *Sporting News*)

Bob Young, G (*Sporting News*)

NFC Offensive

Lineman-of-the-Year

Dan Dierdorf, T (NFC players)

1978

Dan Dierdorf, T (AP, NEA, PFWA, *Pro Football Weekly*)

All NFC

Dan Dierdorf, T (*Sporting News*, UPI)

Tom Banks, C (*Sporting News*, UPI, *Pro Football Weekly*)

Bob Young, G (*Sporting News*, *Pro Football Weekly*)

Honorable Mention All-NFC

Ken Stone, S (UPI)

Pat Tilley, WR (UPI)

Roger Wehrli, CB (UPI)

All-Rookie NFC

Ken Greene, S (UPI, *Pro Football Weekly*)

NFC Offensive

Lineman-of-the-Year

Dan Dierdorf, T (NFC players)

(Continued on page 206)

(All-NFL continued from page 205)

1979

Ottis Anderson, RB (AP, PFWA)
 Bob Young, G (AP, Pro Football Weekly)

All-NFC

Ottis Anderson, RB (UPI, Sporting News, Pro Football Weekly)

Tom Banks, C (UPI, Sporting News)
Roy Green, KR (Sporting News, Pro Football Weekly)

Roger Wehrli, CB (UPI, Sporting News, Pro Football Weekly)
 Bob Young, G (UPI, Sporting News, Pro Football Weekly)

All-Rookie NFL

Ottis Anderson, RB (UPI, Pro Football Weekly, Football Digest)

Joe Bostic, T (Football Digest)

NFL Player-of-the-Year

Ottis Anderson, RB (AP, UPI, Sporting News, Pro Football Weekly, PFWA, Football Digest, Offense—N.Y. News)

NFC Rookie-of-the-Year

Ottis Anderson, RB (UPI, Sporting News)

1980

Pat Tilley, WR (Sports Illustrated)
 Dan Dierdorf, T (NEA)

NFL All-Rookie

Rush Brown, T (UPI, Pro Football Weekly, Football Digest)

Second Team All-NFC

Ottis Anderson, RB (AP, UPI)
 Dan Dierdorf, T (AP, UPI)
 Pat Tilley, WR (UPI)

1981

Roy Green, WR/DB (Sports Illustrated).

All-NFC

Roy Green, WR/DB (Pro Football Weekly)

NFL All-Rookie

Neil Lomax, QB (UPI, PFWA, Football Digest, Pro Football Weekly)

E. J. Junior, LB (UPI, Football Digest, Pro Football Weekly)
 Carl Birdsong, P (UPI)

Stump Mitchell, RB (Pro Football Weekly)

Greg LaFleur, TE (PFWA, Football Digest)

1982**NFL All-Rookie**

Luis Sharpe, T (Pro Football Weekly, PFWA, Football Digest)

Tootie Robbins, T (Football Digest, Pro Football Weekly, PFWA)

Benny Perrin, S (Pro Football Weekly, PFWA)

1983

Roy Green, WR (AP, NEA, PFWA, Football Digest, Pro Football Weekly, Sporting News, College and Pro Football Newsweekly, Football Digest)

All-NFC

Carl Birdsong, P (UPI, Pro Football Weekly)

Roy Green, WR (UPI, Pro Football Weekly)

1984

Roy Green, WR (AP, NEA, PFWA, Sporting News, College and Pro Football Newsweekly, Pro Football Weekly, Football Digest, Seagram Sports Award)

E. J. Junior, ILB (AP, NEA, PFWA, Football Digest)

All-NFC

Roy Green, WR (UPI, Pro Football Weekly)

E. J. Junior, ILB (UPI)
 Curtis Greer, DE (UPI)

Stump Mitchell, KR (Pro Football Weekly)

Randy Clark, C (NEA)
Luis Sharpe, T (UPI)
 Neil Lomax, QB (UPI)

1985**All-NFC**

E. J. Junior, ILB (UPI)
All-Rookie

Lance Smith, T (UPI)
 Freddie Joe Nunn, OLB (UPI, Football Digest)

Lonnie Young, S (UPI, Football Digest)

1986**All-Rookie**

Gene Chilton, C (Pro Football Weekly)

Vai Sikaheima, PR-KR (Pro Football Weekly)

John Lee, K (PFWA, Pro Football Weekly)

Second Team

Leonard Smith, SS (AP, UPI, NEA)

Vai Sikaheima, PR-KR (AP)

All-NFC

Vai Sikaheima, PR-KR (Pro Football Weekly)

Ron Wolfley, Special Teams (PFWA)

1987

J.T. Smith, WR (Pro Football Weekly, Sporting News)

Ron Wolfley, special teams (Pro Football Weekly)

Vai Sikaheima, KR (AP)

Second Team

Robert Awalt, TE (NEA)

Luis Sharpe, T (UPI)

J.T. Smith, WR (AP, Sporting News)

NFL All-Rookie

Robert Awalt, TE (UPI, PFWA, Pro Football Weekly, Football Digest)

Todd Peat, G (UPI, PFWA, Pro Football Weekly, Football Digest)

All-NFC

Leonard Smith, SS (Football News)

J.T. Smith, WR (UPI)

All-NFC Second Team

Neil Lomax, QB (UPI)

NFL Rookie-of-the-Year

Robert Awalt, TE (Sporting News)

NFC Rookie-of-the-Year

Robert Awalt, TE (UPI)

Robert Awalt, TE (UPI)

1988**Second Team**

Luis Sharpe, T (AP)

Honorable Mention

Derek Kennard, C (AP)

Freddie Joe Nunn, DE (AP)

Lonnie Young, FS (AP)

All-NFC

Luis Sharpe, T (UPI)

All-NFC Second Team

Freddie Joe Nunn, DE (UPI)

1989**Second Team**

Rich Camarillo, P (AP)

All-NFC

Tim McDonald, S (UPI, Pro Football Weekly)

Ron Wolfley, special teams (Pro Football Weekly)

All-NFC Second Team

Rich Camarillo, P (UPI)

All-Rookie

Eric Hill, LB (UPI, Pro Football Newsweekly, Pro Football Weekly, Football Digest)

Joe Wolf, T (UPI, Pro Football Newsweekly, Pro Football Weekly, Football Digest)

Jim Wahler, DT (Pro Football Newsweekly, Pro Football Weekly)

Pro Bowl Selections

1960

Jimmy Hill, DB; Jerry Norton, DB; Sonny Randle, WR; Leo Sugar, DE.

1961

Ken Gray, G; Jimmy Hitt, DB; Jerry Norton, DB; Sonny Randle, WR; Billy Stacy, DB.

1962

John David Crow, RB; Jimmy Hill, DB; Bill Koman, LB; Sonny Randle, WR; **Larry Wilson, DB.**

1963

Bob DeMarco, C; Ken Gray, G; Charley Johnson, QB; Dale Meinert, LB; **Larry Wilson, DB.**

1964

Bobby Joe Conrad, WR; Pat Fischer, DB; Irv Goode, G; Ken Gray, G; Bill Koman, LB.

1965

Jim Bakken, K; Bob DeMarco, C; Pat Fischer, DB; Ernie McMillan, T; Dale Meinert, LB; Sonny Randle, WR; Sam Silas, DT; **Larry Wilson, DB.**

1966

Ken Gray, G; Bob Reynolds, T; Joe Robb, DE; John Roland, RB; Jackie Smith, TE; Jerry Stovall, DB; Chuck Walker, DT; **Larry Wilson, DB.**

1967

Jim Bakken, K; Bob DeMarco, C; Irv Goode, G; Ken Gray, G; Ernie McMillan, T; Dale Meinert, LB; Jackie Smith, TE; Jerry Stovall, DB; **Larry Wilson, DB.**

1968

Don Brumm, DE; Ken Gray, G; Bob Reynolds, T; Jackie Smith, TE; **Larry Wilson, DB.**

1969

Ernie McMillan, T; Bob Reynolds, T; Jackie Smith, TE; Jerry Stovall, DB; **Larry Wilson, DB.**

1970

MacArthur Lane, RB; Ernie McMillan, T; Jackie Smith, TE; Larry Stallings, LB; Roger Wehrli, DB; **Larry Wilson, DB.**

1971

Roger Wehrli, DB.

1974

Dan Dierdorf, T; Mel Gray, WR; Jim Hart, QB; Terry Metcalf, RB; Roger Wehrli, CB.

1975

Jim Bakken, K; Tom Banks, C; Dan Dierdorf, T; Conrad Dobler, G; Mel Gray, WR; Jim Hart, QB; Terry Metcalf, RB; Jim Otis, RB; Roger Wehrli, CB.

1976

Jim Bakken, K; Tom Banks, C; Dan Dierdorf, T; Conrad Dobler, G; Mel Gray, WR; Jim Hart, QB; Roger Wehrli, CB.

1977

Tom Banks, C; Conrad Dobler, G; Dan Dierdorf, T; Mel Gray, WR; Jim Hart, QB; Terry Metcalf, RB; Roger Wehrli, CB.

1978

Tom Banks, C; Dan Dierdorf, T; Bob Young, G.

1979

Ottis Anderson, RB; Roger Wehrli, CB; Bob Young, G.

1983

Carl Birdsong, P; **Roy Green, WR.**

1984

Roy Green, WR; E.J. Junior, ILB; Neil Lomax, QB.

1985

E.J. Junior, ILB.

1986

Vai Sihakema, PR; Ron Wolfley, special teams.

1987

Neil Lomax, QB; **Luis Sharpe, T; Vai Sihakema, KR; Ron Wolfley, special teams.**

1988

Luis Sharpe, T; J.T. Smith, WR; Ron Wolfley, special teams.

1989

Rich Camarillo, P; Tim McDonald, SS; Luis Sharpe, T; Ron Wolfley, special teams.

The Last Time

Five Hundred Yards

Total Offense

By Cardinals: 519 at L.A. Rams, Oct. 2, 1988
By Opponent: 508 by Washington, Oct. 8, 1989

Four Hundred Single-Game Passing Yards By Player

By Cardinals: 457 by Neil Lomax at San Diego, Sept. 20, 1987 (32 comp./61 att.)
By Opponent: 429 by Dan Marino vs. Miami, Sept. 30, 1984 (24 comp./37 att.)

Four Single-Game Touchdown Passes By Player

By Cardinals: Gary Hogeboom at Seattle, Sept. 17, 1989
By Opponent: Mark Rypien at Washington, Oct. 16, 1988

Two Hundred Single-Game Rushing Yards By Player

By Cardinals: 203 by John David Crow vs. Pittsburgh, Dec. 18, 1960
By Opponent: 213 by Charles White vs. L.A. Rams, Nov. 15, 1987

Three Single-Game Rushing Touchdowns By Player

By Cardinals: Derrick McAdoo at San Francisco, Oct. 11, 1987 (1,1,6)

By Opponent: Greg Bell at L.A. Rams, Oct. 2, 1988 (5, 4, 1); Ottis Anderson at N.Y. Giants, Dec. 4, 1988 (1, 1, 1)

Three Single-Game Receptions For Touchdown By Player

By Cardinals: Roy Green at Seattle, Sept. 17, 1989 (51, 6, 59); J.T. Smith at Washington, Oct. 8, 1989 (7, 20, 17)

By Opponent: Anthony Allen at Washington, Oct. 4, 1987 (34, 88, 48)

Three Single-Game Touchdowns By Player

By Cardinals: Roy Green at Seattle, Sept. 17, 1989 (3 receiving); J.T. Smith at Washington, Oct. 8, 1989 (??, ??, ??); Earl Ferrell vs. Atlanta, Oct. 22, 1989 (3 rush)

By Opponent: Greg Bell at L.A. Rams, Oct. 2, 1988 (3 rushing); Ottis Anderson at N.Y. Giants, Dec. 4, 1988 (3 rushing)

Four Single-Game

Touchdowns By Player

By Cardinals: Roy Green vs. Seattle, Nov. 13, 1983 (4 receiving)

By Opponent: Earnest Gray vs. N.Y. Giants, Sept. 7, 1980 (4 receiving)

Three Single-Game Interceptions By Player

By Cardinals: Ken Greene vs. Buffalo, Nov. 15, 1981
By Opponent: Richie Petitbon vs. Washington, Sept. 19, 1971

Punt Return For Touchdown

By Cardinals: Vai Sikahema vs. N.Y. Giants, Dec. 13, 1987, 76 yards (Sean Landeta punt)

By Opponent: Ron Pitts vs. Green Bay, Dec. 18, 1988, 63 yards (Greg Horne punt)

Kickoff Return For Touchdown

By Cardinals: Roy Green at Dallas, Oct. 21, 1979, 106 yards (Rafael Septien kick)

By Opponent: Rod Woodson vs. Pittsburgh, Oct. 9, 1988, 92 yards (Al Del Greco kick)

Interception Return For Touchdown

By Cardinals: Tim McDonald vs. Dallas, Nov. 12, 1989, 53 yards for touchdown (Troy Aikman)

By Opponent: A.J. Johnson vs. Washington, Dec. 3, 1989, 59 yards for touchdown (Tom Tupa pass)

Fumble Returned For Touchdown

By Cardinals: E.J. Junior vs. Philadelphia, Dec. 10, 1988, 36 yards (Keith Byars fumble); Cedric Mack vs. Washington, Sept. 25, 1988, 47 yards (Mark Rypien fumble); Rod Saddler at L.A. Rams, Oct. 2, 1988, 16 yards (Jim Everett fumble)

By Opponent: Billy Ray Smith vs. San Diego, Oct. 1, 1989, 15 yards (Earl Ferrell fumble)

Punt Blocked For Touchdown

By Cardinals: Norm Thompson vs. Pittsburgh, Oct. 1, 1972, 8 yards (Bobby Walden punt)

By Opponent: Jerry Gray vs. L.A. Rams, Nov. 15, 1987, in end zone (Greg Cater punt)

Fifty Points Scored By Team In Game

By Cardinals: St. Louis 56 at Minnesota 14,
Oct. 6, 1963
By Opponent: Philadelphia 52, St. Louis 10,
Nov. 8, 1981

Shutout Recorded

By Cardinals: St. Louis 24, vs. Buffalo 0, Nov. 15, 1981
By Opponent: Vs. Denver 37, Phoenix 0, Dec. 16, 1989

Safety Recorded

By Cardinals: Karl Wilson tackled running back
Anthony Toney in end zone, vs. Philadelphia,
Oct. 15, 1989
By Opponent: **Cardinal quarterback Tom Tupa
intentionally grounds football in end zone
vs. Washington, Dec. 3, 1989**

Punt Blocked

By Cardinals: **Vs. Tampa Bay, Nov. 26, 1989 (Ron
Wolfley block of Chris Mohr punt)**
By Opponent: vs. Philadelphia, Dec. 10, 1988
(Izell Jenkins block of Greg Horne punt)

Overtime Games

Sept. 28, 1975 • Cowboys 37, Cardinals 31 (Away)

The Cardinals won the toss. Quarterback Jim Hart's pass is intercepted and returned by Lee Roy Jordan to the Cardinals' 37 yard line. Cowboy quarterback Roger Staubach passes to tight end Billy Joe DuPree for a three-yard touchdown at 7:53.

Nov. 16, 1975 • Cardinals 20, Redskins 17 (Home)

The Cardinals won the toss. Jim Bakken kicks a 37-yard field goal at 7:00.

Oct. 31, 1976 • Cardinals 23, 49ers 20 (Home)

The Cardinals won the toss. Terry Joyce punts and Tony Leonard fumbles on the return. Steve Jones recovers for the Cardinals at the 49ers' 43 yard line. Jim Bakken kicks a 21-yard field goal at 6:42.

Oct. 15, 1978 • Cowboys 24, Cardinals 21 (Home)

Dallas won toss. The Cowboys drive into field goal range from their own 23 yard line. Rafael Septien kicks a 27-yard field goal at 3:28.

Sept. 14, 1980 • 49ers 24, Cardinals 21 (Away)

The Cardinals won the toss. Larry Swider punts and Jimmy Robinson returns to the 49ers' 32 yard line. San Francisco drives 52 yards to the Cardinals' 16 yard line where Ray Wersching kicks a 33-yard field goal at 4:12.

Nov. 9, 1980 • Falcons 33, Cardinals 27 (Home)

Atlanta won the toss. Ray Strong runs 21 yards for a touchdown at 4:20.

Oct. 24, 1983 • Giants 20, Cardinals 20 (Home)

The Cardinals won the toss in a memorable Monday Night Football offering. The teams trade punts before Cardinal place kicker Neil O'Donoghue misses a 44-yard field goal attempt wide left. Dave Jennings punt returned by Steve Bird to the Cardinals' 21 yard line. Quarterback Neil Lomax is intercepted by Mark Haynes who loses six yards to the New York 33 yard line. Jennings' punt is downed on the St. Louis 17 yard line. O'Donoghue's 19-yard field goal attempt is wide right. Giant quarterback Jeff Rutledge's pass is intercepted by Lionel Washington who returns it 23 yards to New York's 25 yard line. O'Donoghue's third field goal attempt of overtime is wide right from 42 yards out. Rutledge is intercepted again, this time by Wayne Smith at the St. Louis 33 yard line to end the game.

Sept. 8, 1985 • Cardinals 27, Browns 24 (Away)

The Cardinals won the toss. Neil O'Donoghue kicks a 35-yard field goal nine plays into overtime at the 5:27 mark.

Dec. 7, 1986 • Cardinals 10, Eagles 10 (Away)

The Cardinals won the toss. Reggie White blocks Eric Schubert's 40-yard field goal attempt. The teams trade punts. Paul McFadden's 43-yard field goal attempt is wide left. Schubert misses a 37-yard effort. Matt Cavanaugh's pass is intercepted by Carl Carter and returned to the Eagles' 48 yard line as time expires.

Draft History

First-Round Choices (1960-90)

1960.....	George Izo, QB.....	Notre Dame
1961.....	Ken Rice, T.....	Auburn
1962.....	Fate Echlos, T.....	Northwestern
	Irv Goode, C.....	Kentucky
1963.....	Jerry Stovall, HB.....	Louisiana State
	Don Brumm, E.....	Purdue
1964.....	Ken Kortas, T.....	Louisville
1965.....	Joe Namath, QB.....	Alabama
1966.....	Carl McAdams, LB.....	Oklahoma
1967.....	Dave Williams, WR.....	Washington
1968.....	MacArthur Lane, RB.....	Utah State
1969.....	Roger Wehrli, DB.....	Missouri
1970.....	Larry Stegent, RB.....	Texas A&M
1971.....	Norm Thompson, DB.....	Utah
1972.....	Bobby Moore, WR.....	Oregon
1973.....	Dave Butz, DT.....	Purdue
1974.....	J.V. Cain, TE.....	Colorado
1975.....	Tim Gray, CB.....	Texas A&M
1976.....	Mike Dawson, DT.....	Arizona
1977.....	Steve Pisarkiewicz, QB.....	Missouri
1978.....	Steve Little, P/K.....	Arkansas
	Ken Greene, DB.....	Washington State
1979.....	Ottis Anderson, RB.....	Miami
1980.....	Curtis Greer, DE.....	Michigan
1981.....	E.J. Junior, LB.....	Alabama
1982.....	Luis Sharpe, T.....	UCLA
1983.....	Leonard Smith, CB.....	McNeese State
1984.....	Clyde Duncan, WR.....	Tennessee
1985.....	Freddie Joe Nunn, LB.....	Mississippi
1986.....	Anthony Bell, LB.....	Michigan State
1987.....	Kelly Stouffer, QB.....	Colorado State
1988.....	Ken Harvey, LB.....	California
1989.....	Eric Hill, LB.....	Louisiana State
1990.....	None (Exercised in July, 1989 supplemental draft for Timm Rosenbach, QB)	

1977

(Drafted alternately 12-11-14-13)

- | | | |
|-----|-----------------------------|---------------------|
| 1. | (Traded to Atlanta) | |
| | Steve Pisarkiewicz, QB..... | Missouri |
| | (From Washington) | |
| 2. | George Franklin, RB..... | Texas A&I |
| 3A. | Kurt Allerman, LB..... | Penn State |
| 3B. | Terrell Middleton, RB..... | Memphis State |
| | (From Baltimore) | |
| 4. | (Traded to Cincinnati) | |
| 5A. | Ernest Lee, DT..... | Texas |
| 5B. | Andy Spiva, LB..... | Tennessee |
| | (from New England) | |
| 6. | (Traded to Philadelphia) | |
| 7. | (Traded to Cleveland) | |
| 8. | Eric Williams, LB..... | Southern California |
| 9. | Johnny Jackson, DT..... | Southern |
| 10. | Jim LeJay, WR..... | San Jose State |
| 11. | Greg Lee, DB..... | Western Illinois |
| 12. | Rick Fenlaw, LB..... | Texas |

1978

(Drafted alternately 15 & 19-14-13)

- 1A. Steve Little, P/K Arkansas
- 1B. Ken Greene, DB Washington State
(From Washington)
2. John Barefield, LB Texas A&I
3. Doug Greene, DB Texas A&I
- 4A. George Collins, G Georgia
(From San Diego)
- 4B. Jim Childs, WR Cal Poly-SLO
5. Earl Carr, RB Florida
6. Jack Williams, DE Bowling Green
7. Dave Stief, WR Portland State
9. Joe Mosley, TE Central (O.) State
10. Randy Gill, LB San Jose State
12. Anthony Clay, LB South Carolina State

1979

(Drafted alternately 8 & 7)

1. Otis Anderson, RB Miami
- 2A. Theotis Brown, RB UCLA
- 2B. Calvin Favron, LB S.E. Louisiana
(From Oakland)
3. Joe Bostic, T Clemson
4. **Roy Green, WR Henderson State**
- 5A. Steve Henry, DB Emporia State
- 5B. Mark Bell, WR Colorado State
(From Oakland)
6. Thomas Lott, RB Oklahoma
7. Kirk Gibson, WR Michigan State
8. Larry Miller, LB Brigham Young
9. Bob Rozier, DE California
10. Jerry Holloway, TE Western Illinois
11. Nate Henderson, T Florida State
12. Rick McBride, LB Georgia

1980

(Drafted alternately 6-5 & 4)

1. Curtis Greer, DE Michigan
2. Doug Marsh, TE Michigan
- 3A. John Sinnott, RT Brown
- 3B. Charles Baker, LB New Mexico
(from San Diego)
4. Rusty Lisch, QB Notre Dame
5. (Traded to Kansas City)
6. Bill Acker, DT Texas
7. Ben Apuna, LB Arizona State
- 8A. Dupree Branch, DB Colorado State
- 8B. Grant Hudson, DT Virginia
(From Denver)
9. Stafford Mays, DE Washington
10. Rush Brown, DT Ball State
11. Delrick Brown, DB Houston
12. Tyrone Gray, WR Washington State

1981

(Drafted 5th)

1. E.J. Junior, LB Alabama
2. Neil Lomax, QB Portland State
3. Jeff Griffin, DB Utah
4. Steve Rhodes, WR Oklahoma
5. John Gillen, LB Illinois
6. Dave Ahrens, LB Wisconsin
7. Kevin Donnalley, DB North Dakota State
8. Mike Fisher, WR Baylor
9. **Stump Mitchell, RB Citadel**
- 10A. James Mallard, WR Alabama
- 10B. Jim Joiner, WR Miami
11. Mike Sherrod, TE Illinois
12. Joe Adams, G Nebraska

1982

(Drafted alternately 12-11-10-9-8)

1. **Luis Sharpe, T UCLA**
2. **David Galloway, DE Florida**
- 3A. Benny Perrin, DB Alabama
- 3B. Rusty Guilbeau, DE McNeese State
(From Kansas City)
4. James Robbins, T East Carolina
- 5A. Vance Bedford, DB Texas
- 5B. Earl Ferrell, RB E. Tennessee State
(From Washington)
6. Craig Shaffer, LB Indiana State
7. Bob Sebro, T Colorado
8. Chris Lindstrom, DT Boston U.
9. Darnell Dailey, LB Maryland
10. Eddie McGill, TE Western Carolina
11. James Williams, DE North Carolina A&T
12. Bob Atha, K Ohio State

1983

(Drafted alternately 15-16-17-18-19)

1. Leonard Smith, CB McNeese State
2. **Cedric Mack, CB Baylor**
3. Ramsey Dardar, DT Louisiana State
- 4A. Mark Duda, DT Maryland
(From Seattle)
- 4B. Lionel Washington, DB Tulane
5. Steve Bird, WR Eastern Kentucky
6. George Schmitt, CB Delaware
7. Carlos Scott, C Texas
8. Bob Harris, S Auburn
9. Otis Brown, RB Jackson State
10. Tim Lucas, LB California
11. Aaron Williams, RB Washington
12. James Lane, LB Alabama State

(Continued on page 212)

(Draft History continued from page 211)**1984**

(Drafted 17th)

1. Clyde Duncan, WRTennessee
2. Doug Dawson, GTexas
3. Rick McIvor, QBTexas
4. Martin Bayless, SBowling Green
- 5A. Jeff Leiding, LBTexas
- 5B. John Goode, TEYoungstown State
6. Rod Clark, LBSouthwest Texas State
7. Quentin Walker, RBVirginia
- 8A. Falaniko Noga, LBHawaii
- 8B. Bob Pauling, KClemson
9. John Walker, RBTexas
10. Mark Smythe, DTIndiana
11. Kyle Mackey, QBEast Texas State
12. Paul Parker GOklahoma

1985

(Drafted alternately 18-17-16-20-19)

1. **Freddie Joe Nunn, LB**Mississippi
2. Scott Bergold, TWisconsin
3. **Lance Smith, G**Louisiana State
4. **Ron Wolfley, RB**West Virginia
- 5A. K.D. Dunn, TEClemson
- 5B. Louis Wong, TBrigham Young
6. Jay Novacek, WRWyoming
8. Rob Monaco, TVanderbilt
9. Scott Williams, TEGeorgia
10. Dennis Williams, RBFurman
11. Ricky Anderson, KVanderbilt
12. **Lonnie Young, DB**Michigan State

1986

(Drafted alternately 6-5-4-7)

1. **Anthony Bell, LB**Michigan State
2. John Lee, KUCLA
3. Gene Chilton, CTexas
4. **Carl Carter, CB**Texas Tech
5. Jeff Tupper, DEOklahoma
7. Eric Swanson, WRTennessee
8. Ray Brown, OLArkansas State
9. Kent Kafentzis, SHawaii
- 10A. **Vai Sikahema, FB**Brigham Young
- 10B. Wes Smith, WREast Texas State
11. Wayne Dillard, LBAlcorn State
12. Kent Austin, QBMississippi

1987

(Drafted 6th)

1. Kelly Stouffer, QBColorado State
2. **Tim McDonald, DB**Southern California
- 3A. **Robert Awalt, TE**San Diego State
- 3B. Colin Scotts, DEHawaii
4. **Rod Saddler, DT**Texas A&M
- 5A. George Swarn, RBMiami, O.
- 5B. John Bruno, PPenn State

- 5C. Iliia Jarostchuk, LBNew Hampshire
6. Mark Garalczyk, DTWestern Michigan
- 7A. Tim Peoples, DBWashington
- 7B. William Harris, TEBishop (Tex.)
8. Steve Alvord, DTWashington
9. Wayne Davis, LBAlabama
10. Charles Wright, DBTulsa
11. Todd Peat, GNorthern Illinois

1988

(Drafted alternately 12-11-14-13)

1. **Ken Harvey, OLB**California
2. Tony Jeffery, RBTexas Christian
3. **Tom Tupa, QB/P**Ohio State
4. Michael Brim, CBVirginia Union
- 5A. Chris Gaines, ILBVanderbilt
- 5B. **Tony Jordan, RB**Kansas State
6. Jon Phillips, GOklahoma
7. **Ernie Jones, WR**Indiana
8. Tim Moore, OLBMichigan State
9. Scott Dill, GMemphis State
10. Andy Schillinger, WRMiami, O.
11. Keith McCoy, DBFresno State
12. Chris Carrier, SLouisiana State

1989

(Drafted alternately 10-12-11)

- 1A. **Eric Hill, LB**Louisiana State
- 1B. **Joe Wolf, OL**Boston College
2. **Walter Reeves, TE**Auburn
3. **Mike Zandofsky, OL**Washington
4. **Jim Wahler, DL**UCLA
- 5A. Richard Tardits, OBGeorgia
- 5B. David Edeen, DEWyoming
6. **Jay Taylor, CB**San Jose State
7. Rickey Royal, CBSam Houston State
8. **John Burch, RB**Tennessee-Martin
9. Kendall Trainor, KArkansas
10. Chris Becker, PTexas Christian
11. Jeff Hunter, DEAlbany (Ga.) State
12. Todd Nelson, OLWisconsin

1990

(Drafted alternately 4-6-5)

1. None
2. **Anthony Thompson, RB**Indiana
3. **Ricky Proehl, WR**Wake Forest
4. **Travis Davis, DL**Michigan State
5. **Larry Centers, RB**Stephen F. Austin
6. **Tyrone Shavers, WR**Lamar
7. **Johnny Johnson, RB**San Jose State
8. **Mickey Washington, CB**Texas A&M
9. **David Bavaró, LB**Syracuse
10. **David Elle, TE**South Dakota
11. **Dempsey Norman, WR**St. Francis (Ill.)
- 12A. **Donnie Riley, RB**Central Michigan
- 12B. **Ken McMichel, LB**Oklahoma



Former Cardinal quarterback Neil Lomax, whose career ended prematurely last year due to an arthritic left hip, made his mark as the most prolific single-game and single-season passer in franchise history.



Single-Game Bests

Rushing (includes all 100-yard games)

- 203..John David Crow vs. Pittsburgh, Dec. 18, 1960 (24 carries)
- 193..Ottis Anderson vs. Dallas, Sept. 2, 1979 (21 carries)
- 182..Wayne Morris at Minnesota, Nov. 6, 1977 (27 carries)
- 179 ..Stump Mitchell vs. Philadelphia, Dec. 17, 1985 (22 carries)**
- 177..Ottis Anderson vs. Buffalo, Nov. 15, 1981 (27 carries)
- 176 ..Bill Triplett at New York Giants, Oct. 31, 1965 (23 carries)
- 168 ..Ottis Anderson at New York Giants, Nov. 11, 1980 (31 carries)
- 164..Ottis Anderson vs. Minnesota, Nov. 4, 1979 (25 carries)
- 163 ..Ollie Matson vs. Washington, Nov. 21, 1954
- 162 ..Willis Crenshaw at N.Y. Giants, Dec. 8, 1968 (28 carries)
- 158 ..Stump Mitchell vs. New Orleans, Dec. 8, 1985 (28 carries)**
- 157 ..John David Crow at Washington, Nov. 20, 1960 (17 carries)
- 156 ..Ottis Anderson vs. Philadelphia, Dec. 18, 1983 (23 carries)
- 155 ..Ollie Matson vs. Washington, Nov. 20, 1957
- 151 ..Ottis Anderson vs. Philadelphia, Sept. 28, 1980 (27 carries)
- 148 ..Stump Mitchell vs. Houston, Oct. 27, 1985 (21 carries)**
- 147 ..Jim Otis at Chicago, Dec. 14, 1975 (33 carries)
- 146 ..MacArthur Lane vs. Washington, Sept. 27, 1970 (28 carries)
- 146 ..Elmer Angsman vs. Green Bay, Oct. 10, 1948
- 145 ..Stump Mitchell at Philadelphia, Dec. 5, 1982 (25 carries)**
Charley Trippi at Chicago Bears, Dec. 16, 1951
- 143..John David Crow vs. Dallas, Oct. 23, 1960 (24 carries)
- 140 ..Ottis Anderson vs. New York Giants, Dec. 9, 1979 (29 carries)
Jim Otis at Seattle, Sept. 12, 1976 (27 carries)
- 136 ..Ottis Anderson at New England, Dec. 2, 1984 (30 carries)
Ottis Anderson vs. Minnesota, Oct. 30, 1983 (24 carries)
Joe Childress at Philadelphia, Sept. 22, 1963 (29 carries)
- 136 ..John David Crow at Washington, Nov. 20, 1960 (15 carries)
- 135 ..Prentice Gautt at Philadelphia, Oct. 1, 1961 (15 carries)
- 134 ..John David Crow at Philadelphia, Oct. 9, 1960 (16 carries)
- 133 ..Ottis Anderson at Philadelphia, Sept. 25, 1983 (29 carries)
Terry Metcalf at Philadelphia, Sept. 16, 1973 (16 carries)
- 132 ..MacArthur Lane vs. New Orleans, Oct. 11, 1970 (16 carries)
- 130 ..Ottis Anderson vs. Seattle, Nov. 13, 1983 (29 carries)
Ottis Anderson at Baltimore, Nov. 22, 1981 (29 carries)
Donny Anderson vs. N.Y. Giants, Oct. 28, 1973 (18 carries)
John Roland at Washington, Nov. 5, 1967 (25 carries)
- 130 ..Ollie Matson vs. Pittsburgh, Nov. 5, 1955
Charley Trippi vs. Washington, Sept. 26, 1949
- 129 ..Stump Mitchell vs. Washington, Dec. 21, 1985 (12 carries)**
Ottis Anderson vs. San Francisco, Dec. 2, 1979 (27 carries)
- 128 ..Cid Edwards vs. Pittsburgh, Nov. 30, 1969 (13 carries)
Bill Thornton at Philadelphia, Nov. 22, 1964 (12 carries)
- 126 ..Stump Mitchell at Tampa Bay, Oct. 12, 1986 (20 carries)**
Ottis Anderson at New Orleans, Oct. 5, 1980 (22 carries)
George Grosvenor vs. Chicago Bears, Nov. 28, 1936
- 125 ..MacArthur Lane at Philadelphia, Oct. 18, 1970 (15 carries)
Charley Trippi vs. New York Giants, Oct. 30, 1949
- 124 ..John Roland vs. New York Giants, Sept. 17, 1967 (21 carries)
- 123..Stump Mitchell vs. San Francisco, Sept. 18, 1983 (8 carries)**
Wayne Morris at Washington, Nov. 19, 1978 (36 carries)
John David Crow vs. Dallas, Oct. 23, 1960 (24 carries)
- 122 ..Ottis Anderson at Atlanta, Nov. 28, 1982 (20 carries)

- Ottis Anderson at Washington, Nov. 1, 1981
(18 carries)
- Ottis Anderson vs. Washington, Dec. 21, 1980
(22 carries)
- John Roland at Minnesota, Oct. 8, 1967
(17 carries)
- 121 ..Donny Anderson vs. N.Y. Giants, Nov. 11, 1972
(22 carries)
- 119 ..Ottis Anderson at Indianapolis, Sept. 16, 1984
(23 carries)
- Ottis Anderson at L.A. Raiders, Dec. 11, 1983
(24 carries)
- Terry Metcalf vs. Washington, Dec. 10, 1977
(19 carries)
- Jim Otis at New York Giants, Dec. 12, 1976
(28 carries)
- 118 ..John David Crow vs. Dallas, Dec. 9, 1962
(18 carries)
- 117 ..Pat Harder vs. New York Yanks, Nov. 13, 1949
- 116 ..Jim Otis vs. Philadelphia, Oct. 19, 1975
(23 carries)
- John Roland at New York Giants, Nov. 28, 1971
(24 carries)
- Elmer Angsman vs. Detroit, Oct. 23, 1949
- 115 ..Jim Otis at Philadelphia, Nov. 7, 1976 (27 carries)
- 113 ..Ottis Anderson vs. San Diego Nov. 20, 1983
(28 carries)
- Terry Metcalf at Seattle, Sept. 12, 1976
(16 carries)
- 112 ..Ottis Anderson at Philadelphia, Nov. 18, 1979
(17 carries)
- Jerry Latin at Detroit, Dec. 21, 1975 (15 carries)
- Pat Harder vs., Chicago Bears, Dec. 1, 1946
- 111 ..Ottis Anderson at New York Giants, Nov. 18, 1984
(24 carries)
- Derrick McAdoo at San Francisco, Oct. 18, 1987
(23 carries)
- Stump Mitchell vs. New York Giants,
Dec. 13, 1987 (26 carries)**
- 110 ..**Stump Mitchell at Cincinnati, Sept. 4, 1988
(22 carries)**
- Stump Mitchell at Tampa Bay, Sept. 18, 1988
(18 carries)**
- Earl Ferrell vs. Cleveland, Oct. 23, 1988
(18 carries)
- Earl Ferrell at Dallas, Oct. 30, 1988 (19 carries)
- Ottis Anderson at Dallas, Oct. 7, 1984 (25 carries)
- Ottis Anderson vs. New York Giants, Dec. 26, 1982
(30 carries)
- 109 ..**Stump Mitchell vs. Miami, Sept. 30, 1984
(20 carries)**
- Ottis Anderson vs. Washington, Dec. 12, 1982
(15 carries)
- Ottis Anderson at Houston, Oct. 7, 1979
(16 carries)
- Ottis Anderson at New York Giants, Sept. 9, 1979
(31 carries)
- Jim Otis vs. San Francisco, Oct. 31, 1976
(23 carries)
- Jim Otis vs. Washington, Nov. 16, 1975
(23 carries)
- Terry Metcalf vs. New York Giants, Oct. 5, 1975
(15 carries)
- John Roland at Washington, Oct. 23, 1966
(20 carries)
- Earl Ferrell vs. Washington, Sept. 25, 1988
(19 carries)
- 108 ..Stump Mitchell vs. New York Giants,
Oct. 24, 1983 (24 carries)**
- 107 ..Ottis Anderson vs. Kansas City, Nov. 23, 1980
(16 carries)
- Jim Otis vs. Baltimore, Dec. 4, 1976 (29 carries)
- 106 ..Ottis Anderson at Kansas City, Oct. 2, 1983
(21 carries)
- John Roland vs. New Orleans, Dec. 3, 1967
(21 carries)
- 105 ..Ottis Anderson at Washington, Nov. 11, 1979
(25 carries)
- 105 ..Ottis Anderson at Dallas, Oct. 21, 1979
(20 carries)
- 104 ..Ottis Anderson vs. Green Bay, Sept. 29, 1985
(20 carries)
- Charley Trippi vs. Boston, Oct. 24, 1948
- 103 ..Charley Trippi vs. Detroit, Nov. 7, 1948
- 102 ..Ottis Anderson at Philadelphia, Dec. 20, 1981
(19 carries)
- Wayne Morris at New Orleans, Oct. 5, 1980
(22 carries)
- Donny Anderson vs. Chicago, Oct. 29, 1972
(18 carries)
- 102 ..Bill Triplett vs. Cleveland, Dec. 1, 1963
(16 carries)
- 101 ..Jim Otis vs. New York Giants, Oct. 5, 1975
(20 carries)
- Stump Mitchell vs. Washington, Dec. 6, 1987
(20 carries)**
- Stump Mitchell at Tampa Bay, Dec. 20, 1987
(23 carries)**
- 100 ..Ottis Anderson at Dallas, Nov. 16, 1980
(31 carries)
- Terry Metcalf at Atlanta, Dec. 9, 1973 (18 carries)

(Continued on page 216)

(Single-Game Bests continued from page 215)

Passing

- 468...Neil Lomax at Washington, Dec. 16, 1984 (37-46)
 457...Neil Lomax at San Diego, Sept. 20, 1987 (32-61)
 428...Charley Johnson vs. Pittsburgh, Oct. 13, 1963 (21-42)
 390...Neil Lomax at Philadelphia, Dec. 7, 1986 (30-48)**
 388...Neil Lomax vs. Dallas, Nov. 11, 1984 (27-52)
 386...Charley Johnson vs. Philadelphia, Dec. 16, 1962 (17-32)
 385...Neil Lomax at Green Bay, Jan. 8, 1983 (32-51)*
 384...Neil Lomax vs. Philadelphia, Dec. 11, 1988 (29-50)
 383...Charley Johnson at Philadelphia, Sept. 19, 1965 (20-43)
 374...Charley Johnson vs. New Orleans, Nov. 2, 1969 (20-37)
 371...Charley Johnson vs. Philadelphia, Dec. 13, 1964 (28-49)
 369...Neil Lomax at Atlanta, Nov. 29, 1987 (25-42)
 365...Charley Johnson at N.Y. Giants, Nov. 4, 1962 (26-41)
 361...Neil Lomax vs. Washington, Oct. 21, 1984 (20-38)
 354...Neil Lomax at Dallas, Oct. 7, 1984 (19-29)
 353...Neil Lomax vs. N.Y. Giants, Nov. 13, 1986 (23-35)
 Jim Hart vs. Minnesota, Nov. 11, 1974 (28-42)
 Jim Hart vs. Pittsburgh, Nov. 10, 1968 (17-40)
 346...Jim Hart vs. Dallas, Oct. 17, 1976 (22-33)
 344...Jim Hart vs. Atlanta, Nov. 9, 1980 (25-43)
 342...Neil Lomax at L.A. Rams, Oct. 2, 1988 (28-43)
 341...Neil Lomax vs. L.A. Rams, Nov. 4, 1984 (34-52)
 334...Jim Hart vs. Philadelphia, Dec. 17, 1972 (19-30)
 333...Jim Hart vs. Atlanta, Dec. 17, 1978 (22-40)
 332...Neil Lomax at Washington, Oct. 16, 1988 (26-44)
 329...Jim Hart at Cincinnati, Nov. 25, 1979 (23-38)
 324...Jim Hart at L.A. Rams, Nov. 14, 1976 (20-33)
 323...Neil Lomax vs. San Francisco, Nov. 6, 1988 (25-41)
 322...Jim Hart vs. N.Y. Giants, Sept. 7, 1980 (18-31)
 320...Buddy Humphrey vs. N.Y. Giants, Nov. 21, 1965 (22-39)
 Paul Christman vs. Detroit, Sept. 28, 1947
 319...Neil Lomax at Dallas, Nov. 28, 1985 (28-43)
 317...Jim Hart vs. Green Bay, Oct. 30, 1967 (16-29)
 315...Charley Johnson vs. Philadelphia, Dec. 8, 1963 (14-29)
 314...Neil Lomax at Dallas, Dec. 27, 1987 (28-54)
 Neil Lomax vs. Tampa Bay, Nov. 8, 1987 (25-36)
 Jim Hart at Dallas, Sept. 28, 1975 (15-32)
 313...Jim Hart vs. Detroit, Oct. 1, 1967 (19-27)
 310...Charley Johnson at Cleveland, Sept. 26, 1965 (11-19)
 308...Neil Lomax vs. Miami, Sept. 30, 1984 (22-37)
 306...Jim Hart vs. Washington, Sept. 23, 1979 (24-43)
 Charley Johnson at Cleveland, Oct. 26, 1969 (15-30)
 Charley Johnson at N.Y. Giants, Nov. 1, 1964 (15-29)
 Pat Coffey vs. Chicago Bears, 1937
 305...Jim Hart at Washington, Nov. 1, 1981 (24-39)
 302...Charley Johnson vs. Dallas, Dec. 9, 1962 (13-27)
 301...Charley Johnson vs. Pittsburgh, Oct. 13, 1963 (21-42)
 300...Neil Lomax vs. N.Y. Giants, Dec. 9, 1984 (23-33)
 *Playoff Game **Overtime Game

Receiving

- 256...Sonny Randle at New York Giants, Nov. 4, 1962 (16 rec., 1 TD)
 212...Jackie Smith vs. Pittsburgh, Oct. 13, 1963 (9 rec., 2 TD)
 198...Sonny Randle at Cleveland, Sept. 26, 1965 (7 rec., 3 TD)
 197...John Gilliam at Pittsburgh, Oct. 6, 1969 (10 rec., 1 TD)
196...Roy Green at Washington, Dec. 16, 1984 (8 rec., 2 TD)
 192...John Gilliam at Cleveland, Oct. 26, 1969 (4 rec., 3 TD)
189...Roy Green at Dallas, Oct. 7, 1984 (8 rec., 2 TD)
 187...Mel Gray at New York Giants, Oct. 25, 1975 (7 rec., 2 TD)
183...Roy Green at Indianapolis, Sept. 16, 1984 (8 rec., 2 TD)
 Dave Stiel vs. Atlanta, Dec. 17, 1978 (9 rec., 1 TD)
176...Roy Green vs. N.Y. Giants, Nov. 13, 1986 (9 rec., 1 TD)
 175...Taz Anderson vs. Philadelphia, Dec. 16, 1962 (8 rec.)
170...Roy Green vs. Dallas, Sept. 19, 1982 (10 rec., 1 TD)
166...Roy Green at Seattle, Sept. 17, 1989 (8 rec., 3 TD)
 Roy Green vs. Chicago, Oct. 14, 1984 (6 rec.)
 John Gilliam vs. Philadelphia, Nov. 21, 1971 (6 rec.)
 165...Bob Shaw vs. Baltimore, Oct. 2, 1950 (8 rec., 5 TD)
 164...Dave Williams vs. New Orleans, Nov. 2, 1969 (8 rec., 4 TD)
163...Roy Green vs. Washington, Oct. 21, 1984 (6 rec., 2 TD)
 Don Stonesifer vs. Washington, Nov. 21, 1954
 162...Woodley Lewis at Philadelphia, Dec. 15, 1957 (6 rec., 3 TD)
 160...Mal Kutner vs. Detroit, Sept. 28, 1947

Longest Plays

Rushing

- 83John David Crow vs. Washington, Oct. 4, 1958 (TD)
 82Elmer Angsman vs. Detroit, Oct. 23, 1949 (TD)
 80Paddy Driscoll vs. Kansas City, Oct. 18, 1925 (TD)
 79Ollie Matson vs. Pittsburgh, Nov. 25, 1956
 Ollie Matson vs. Washington, Nov. 21, 1954
 78Charles Beiden vs. Frankford, Oct. 25, 1930 (TD)
 76Otis Anderson vs. Dallas, Sept. 2, 1979 (TD)
 75Otis Anderson at Philadelphia, Nov. 18, 1979
 Terry Metcalf at Washington, Sept. 22, 1974 (TD)
 MacArthur Lane at Philadelphia, Oct. 18, 1970
 Ollie Matson vs. Pittsburgh, Nov. 28, 1954
 Mickey McDonald vs. Minneapolis, Oct. 13, 1929 (TD)
 74MacArthur Lane vs. New Orleans, Oct. 11, 1970 (TD)
 72Elmer Angsman vs. Green Bay, Oct. 10, 1948 (TD)
 71Pat Harder vs. N.Y. Giants, Oct. 17, 1948 (TD)
 70John Roland at Washington, Nov. 5, 1967
 66Willis Crenshaw vs. Cleveland, Dec. 14, 1968 (TD)
 64**Stump Mitchell vs. Washington, Dec. 21, 1985**
 Otis Anderson vs. Washington, Dec. 12, 1982
 63Bill Triplett at Pittsburgh, Sept. 29, 1963
 62Terry Metcalf vs. Dallas, Oct. 9, 1977 (TD)
 Bill Thornton at Philadelphia, Nov. 22, 1964 (TD)
 61Elmer Angsman vs. Green Bay, Nov. 24, 1946 (TD)
 60**Stump Mitchell vs. Philadelphia, Nov. 17, 1985**
 59Bill Triplett at N.Y. Giants, Oct. 31, 1965 (TD)
 57Jerry Latin at Detroit, Dec. 21, 1975 (TD)
 John David Crow at Washington, Oct. 4, 1964
 John David Crow vs. Pittsburgh, Dec. 18, 1960
 55Bill Thornton at Minnesota, Oct. 6, 1963 (TD)
 Frank Mestnik vs. Washington, Nov. 5, 1980
 54Donny Anderson vs. N.Y. Giants, Oct. 28, 1973
 John Roland vs. New Orleans, Dec. 3, 1967 (TD)
 Prentice Gautt at Philadelphia, Oct. 1, 1961 (TD)
 52Otis Anderson at N.Y. Giants, Nov. 30, 1980
 Terry Metcalf at N.Y. Jets, Nov. 23, 1975
 51Otis Anderson at Dallas, Nov. 16, 1980 (TD)
 50Terry Metcalf at Philadelphia, Sept. 16, 1973
 John Roland at Washington, Oct. 23, 1966
 John David Crow vs. Dallas, Oct. 23, 1960

Passing

- 98Jim Hart to Ahmad Rashad vs. L.A. Rams, Dec. 10, 1972
 Ogden Compton to Dick Lane at Green Bay, Nov. 13, 1953 (TD)
 Doug Russell to Gaynell Tinsley vs. Cleveland Browns, Nov. 27, 1938 (TD)
 97Pat Coffee to Gaynell Tinsley vs. Chicago, Dec. 5, 1937 (TD)
 93Neil Lomax to **Ernie Jones vs. Philadelphia, Dec. 10, 1988 (TD)**
 91M.C. Reynolds to John David Crow at Cleveland, Oct. 12, 1958 (TD)
 86Charley Johnson to Sonny Randle at Dallas, Oct. 28, 1962 (TD)
 85M.C. Reynolds to Woodley Lewis vs. Washington, Sept. 27, 1959 (TD)
 84Charley Johnson to John Gilliam at Cleveland, Oct. 26, 1969 (TD)
 83Neil Lomax to **Roy Green vs. Washington, Oct. 21, 1984 (TD)**
 Lamar McHan to Gern Nagler vs. Washington, Oct. 6, 1957
 82Paul Christman to Bill Dewell vs. Chicago Bears, Oct. 6, 1946 (TD)
 81Gary Hammond to Jackie Smith vs. Dallas, Oct. 13, 1974
 Frank Tripucka to Fran Poltfoot vs. Washington, Oct. 22, 1950 (TD)
 80Jim Hart to Earl Thomas at Dallas, Sept. 28, 1975 (TD)
 Jim Hart to Mel Gray vs. Dallas, Oct. 13, 1974
 Gary Keithley to Mel Gray at N.Y. Giants, Nov. 18, 1973 (TD)
 80Pete Beathard to Mel Gray at Philadelphia, Dec. 12, 1971 (TD)
 Jim Hart to Bobby Joe Conrad vs. Pittsburgh, Nov. 10, 1968 (TD)
 #Charley Johnson to Billy Gambrell vs. Green Bay at Miami, Jan. 5, 1965 (TD)
 Ralph Guglielmi to Bill Stacy vs. N.Y. Giants, Oct. 8, 1961 (TD)
 Paul Christman to Boris Dlancheff vs. Chicago Bears, Dec. 14, 1947 (TD)
 Ray Mallowf to John Hall vs. Green Bay, Oct. 10, 1941 (TD)
 79Jim Hart to John Gilliam at Detroit, Dec. 6, 1970
 78Steve Pisarkiewicz to Mel Gray vs. Philadelphia, Oct. 14, 1979 (TD)
 Jim Hart to MacArthur Lane vs. N.Y. Giants, Dec. 13, 1970 (TD)
 Charley Johnson to Willis Crenshaw at Cleveland, Sept. 26, 1965 (TD)
 Charley Johnson to Jackie Smith at N.Y. Giants, Nov. 1, 1964 (TD)

(Continued on page 218)

(Longest Passing Plays continued from page 217)

- 78 ...Charley Johnson to Joe Childress vs. Philadelphia, Dec. 8, 1963 (TD)
Sam Etchevery to Taz Anderson vs. Dallas, Dec. 10, 1961
- 77...Tom Tupa to Don Holmes at Los Angeles Rams, Nov. 19, 1989 (TD)**
Jim Hart to Mel Gray vs. San Francisco, Oct. 31, 1976 (TD)
Charley Johnson to Sonny Randle vs. Philadelphia, Dec. 16, 1961 (TD)
- 76...Jim Hart to Jackie Smith vs. New Orleans, Dec. 3, 1967 (TD)
- 75 ...Neil Lomax to Pat Tilley at Baltimore, Nov. 22, 1981
Charley Johnson to John Gilliam at Cleveland, Oct. 26, 1969 (TD)
- 74 ...Jim Hart to Mel Gray vs. N.Y. Giants, Nov. 5, 1978
Jim Hart to Mel Gray at N.Y. Jets, Nov. 23, 1975
Jim Hart to Jackie Smith vs. Philadelphia, Oct. 22, 1967 (TD)
Charley Johnson to Sonny Randle vs. Dallas, Dec. 9, 1962 (TD)
- 72 ...Tom Tupa to Ernie Jones vs. Dallas, Nov. 12, 1989 (TD)**
72 ...Charley Johnson to Sonny Randle at Cleveland, Sept. 26, 1965 (TD)
Charley Johnson to Bobby Joe Conrad vs. Dallas, Dec. 9, 1962 (TD)
- 71 ...Neil Lomax to **Roy Green at Dallas, Nov. 24, 1983 (TD)**
Neil Lomax to Pat Tilley vs. San Diego, Nov. 20, 1983 (TD)
Tim Van Galder to Jackie Smith at Baltimore, Sept. 17, 1972
Jim Hart to Dave Williams vs. Pittsburgh, Nov. 10, 1968 (TD)
Charley Johnson to Bobby Joe Conrad at Pittsburgh, Oct. 17, 1965 (TD)
- 70 ...Charley Johnson to Jackie Smith at Philadelphia, Sept. 19, 1965 (TD)
#Playoff game

Punts

- 84 ...Doug Russell vs. Chicago Bears, Sept. 11, 1938
81 ...Mike Wood at N.Y. Giants, Dec. 10, 1978
75 ...Carl Birdsong at Philadelphia, Dec. 20, 1981
69 ...Jerry Stovall vs. Cleveland, Dec. 1, 1963
68 ...Greg Cater at San Francisco, Oct. 18, 1987
67 ...Carl Birdsong at Tampa Bay, Nov. 10, 1985
- 67 ...Chuck Latourette vs. Pittsburgh, Nov. 12, 1967
66 ...Greg Horne vs. N.Y. Giants, Nov. 13, 1988
65 ...Carl Birdsong at Green Bay, Sept. 29, 1985
Carl Birdsong at Atlanta, Oct. 18, 1981
Larry Swider at Baltimore, Oct. 26, 1980
65 ...Carl Birdsong at Chicago Bears, Dec. 19, 1982

Punt Returns

- 95 ...Frank Bernard vs. Washington, Oct. 14, 1956 (TD)
88 ...Phil Sarboe vs. N.Y. Giants, Oct. 27, 1935 (TD)
86 ...Chuck Latourette at New Orleans, Sept. 29, 1968 (TD)
John Roland at Philadelphia, Oct. 2, 1966 (TD)
84 ...Ken Hall vs. Pittsburgh, Nov. 1, 1959 (TD)
82 ...Don Paul vs. Philadelphia, Nov. 19, 1950 (TD)
78 ...Ollie Matson vs. Cleveland, Dec. 11, 1955 (TD)
77 ...Lee Nelson at Chicago Bears, Dec. 16, 1979
Ollie Matson vs. Chicago Bears, Nov. 27, 1955 (TD)
76 ...Vai Sikahema vs. N.Y. Giants, Dec. 13, 1987 (TD)
74 ...John Roland at Dallas, Nov. 16, 1970 (TD)
74 ...Billy Stacy vs. N.Y. Giants, Nov. 22, 1959 (TD)
73 ...Bobby Joe Conrad vs. Philadelphia, Oct. 15, 1961 (TD)
71 ...Vai Sikahema vs. Tampa Bay, Dec. 21, 1986 (TD)
John Cochran vs. Green Bay, Nov. 27, 1949 (TD)
- 70 ...Willard Harrell at Washington, Nov. 19, 1978 (TD)
Jerry Davis vs. N.Y. Giants, Oct. 17, 1948 (TD)
69 ...Terry Metcalf vs. New England, Nov. 2, 1975 (TD)
Bobby Joe Conrad vs. N.Y. Giants, Nov. 22, 1959 (TD)
68 ...Willard Harrell vs. Pittsburgh, Sept. 16, 1979
68 ...Jim Burson at San Francisco, Sept. 27, 1964 (TD)
67 ...Charley Trippi vs. Pittsburgh, Nov. 14, 1948 (TD)
61 ...Vai Sikahema vs. N.Y. Giants, Oct. 5, 1986
60 ...Vai Sikahema vs. Tampa Bay, Dec. 21, 1986 (TD)
57 ...Roy Green vs. Detroit, Dec. 7, 1980 (TD)
54 ...Mark Bell at New Orleans, Oct. 5, 1980
53 ...Vai Sikahema at Washington, Oct. 8, 1989
51 ...Gary Hammond at N.Y. Giants, Nov. 18, 1973
50 ...Stump Mitchell vs. Washington, Sept. 20, 1981 (TD)

Kickoff Returns

- 106Roy Green at Dallas, Oct. 21, 1979 (TD)
 105Frank Seno at N.Y. Giants, Oct. 20, 1946 (TD)
 Ollie Matson at Washington, Oct. 14, 1956 (TD)
 103George Hoey vs. Philadelphia, Nov. 21, 1971 (TD)
 102Doug Russell vs. Cincinnati, Sept. 23, 1934 (TD)
 101Ollie Matson vs. Pittsburgh, Nov. 23, 1958 (TD)
 100Ollie Matson vs. Chicago, Oct. 5, 1952 (TD)
 100John Gilliam at Green Bay, Dec. 21, 1969 (TD)
 97Don Shy vs. Washington, Sept. 23, 1973 (TD)
 94Terry Metcalf vs. Cleveland, Sept. 24, 1974 (TD)
 Roy Shivers at Cleveland, Sept. 25, 1966 (TD)
 93Terry Metcalf at Washington, Oct. 13, 1975 (TD)

Interceptions

- 96Larry Wilson vs. Cleveland, Dec. 19, 1965 (TD)
 92Leo Sanford at Pittsburgh, Sept. 26, 1955 (TD)
 91Larry Wilson at Philadelphia, Oct. 2, 1966 (TD)
 79Mike Sensibaugh vs. N.Y. Giants, Oct. 31, 1977 (TD)
 78Carl Allen at Chicago Bears, Dec. 16, 1979
 70Carl Allen vs. Philadelphia, Sept. 28, 1980 (TD)
 69Pat Fischer vs. Philadelphia, Oct. 22, 1965 (TD)
 68Bob Nussbaumer at Green Bay, Oct. 16, 1949 (TD)
 67Leonard Smith vs. Green Bay, Sept. 29, 1985

Fumble Returns

- 88Larry Wilson at Green Bay, Dec. 21, 1969 (TD)
 83Vince Banonis vs. N.Y. Giants, Nov. 30, 1947 (TD)
 77Mark Jackson vs. New Orleans, Oct. 11, 1987 (TD)
 72Steve Neils vs. Cleveland, Oct. 28, 1979 (TD)
 71Ron Yankowski at Washington, Sept. 22, 1974 (TD)
 62Larry Stallings vs. Chicago, Sept. 28, 1969 (TD)
 58Norm Thompson vs. L.A. Rams, Dec. 10, 1972 (TD)

Current Cardinal Vice President and General Manager Larry Wilson (no. 8) was a Hall of Fame defensive back who still holds the club records for career interceptions (52), career interception yardage (800), career interception returns for touchdowns (5), and single-game interception return yardage (115). His 96-yard interception return for a touchdown against Cleveland on December 19, 1965 remains the longest in Cardinal history. He led the Cardinals in interceptions six times.



Individual Records

Scoring

Total Points

Career

- 1,380 ..Jim Bakken, 1962-78 (282 FG, 534 PAT)
 439 ..Neil O'Donoghue, 1980-85 (86 FG, 181 PAT)
390 ..Roy Green, 1979- (65 TD)
 389 ..Pat Harder, 1946-50 (27 TD, 21 FG, 164 PAT)
 389 ..Bobby Joe Conrad, 1958-68 (42 TD, 14 FG,
 95 PAT)
 360 ..Sonny Randle, 1959-66 (60 TD)
 306 ..Otis Anderson, 1979-86 (51 TD)
 306 ..John David Crow, 1958-64 (51 TD)

Season

- 117Jim Bakken, 1967 (27 FG, 36 PAT)
 Neil O'Donoghue, 1984 (23 FG, 48 PAT)
 115Jim Bakken, 1964 (25 FG, 40 PAT)
 110Pat Harder, 1948 (6 TD, 7 FG, 53 PAT)
 102Pat Harder, 1947 (7 TD, 7 FG, 39 PAT)
 Pat Harder, 1949 (8 TD, 3 FG, 45 PAT)
 John David Crow, 1962 (17 TD)

Game

- 40Ernie Nevers vs. Chicago, Nov. 28, 1929
 (6 TD, 4 PAT)
 30Bob Shaw vs. Baltimore, Oct. 2, 1950 (5 TD)
 27Paddy Driscoll vs. Rochester, Oct. 7, 1923
 (4 TD, 3 PAT)
 25Bobby Joe Conrad vs. Washington, Sept. 27,
 1959 (3 TD, 7 PAT)

24Roy Green vs. Seattle, Nov. 13, 1983 (4 TD)

Opponent/Game

- 24Earnest Gray vs. N.Y. Giants, Sept. 7, 1980
 (4 TD)

Touchdowns

Career

- 65Roy Green, 1979-**
 60Sonny Randle, 1959-66
 51Otis Anderson, 1979-86
 John David Crow, 1958-64
 50Ollie Matson, 1952, '54-58
 46Mel Gray, 1971-82
 43Jackie Smith, 1963-77
42Stump Mitchell, 1981-
 Bobby Joe Conrad, 1958-68
 Wayne Morris, 1976-83
 37Charley Trippi, 1947-55
 Pat Tilley, 1976-85

Season

- 17John David Crow, 1966
 15Mal Kutner, 1948
 Sonny Randle, 1960
14Roy Green, 1983

Game

- **6Ernie Nevers vs. Chicago, Nov. 28, 1929
 5Bob Shaw vs. Baltimore, Oct. 2, 1950
 4Ollie Matson vs. Washington, Nov. 21, 1954
 Paddy Driscoll vs. Rochester, Oct. 7, 1923
 John David Crow vs. Philadelphia, Dec. 16,
 1962
 Dave Williams vs. New Orleans, Nov. 2,
 1969
 MacArthur Lane at Philadelphia, Oct. 18,
 1970
 Wayne Morris vs. New Orleans, Oct. 23,
 1977

Roy Green vs. Seattle, Nov. 13, 1983

**Ties NFL record

Opponent/Game

- 4Earnest Gray vs. N.Y. Giants, Sept. 7, 1980

Field Goals Made

Career

- 282Jim Bakken, 1962-78
 86Neil O'Donoghue, 1980-85
 41Pat Summerall, 1953-57

Season

- 27Jim Bakken, 1967 (39 att.)
 25Jim Bakken, 1964 (38 att.)
 23Jim Bakken, 1966 (40 att.)
 Jim Bakken, 1973 (32 att.)
 Neil O'Donoghue, 1984 (35 att.)

Game

- *7Jim Bakken at Pittsburgh, Sept. 24, 1967
 (placements)
 6Jim Bakken at Atlanta, Dec. 9, 1973
 (placements)
 5Jim Bakken vs. Philadelphia, Dec. 13, 1964
 Jim Bakken at Green Bay, Sept. 29, 1976
 (placements)
 4Paddy Driscoll vs. Columbus, Oct. 11, 1925
 (drop kicks)
 Jim Bakken at Cleveland, Sept. 20, 1964
 (placements)

**Al Del Greco at Dallas, Oct. 29, 1989
 (placements)**

*Ties NFL record

Opponent/Game

- 4Many times, most recently by Raul Allegre at
 N.Y. Giants, Sept. 24, 1989

Longest Field Goals

- 52.....Neil O'Donoghue at Tampa Bay, Oct. 6, 1983
 Neil O'Donoghue vs. Minnesota, Oct. 30, 1983
 Neil O'Donoghue vs. Buffalo, Sept. 9, 1984
- 51.....Jim Bakken at Cleveland, Sept. 20, 1964
 Steve Little at Dallas, Oct. 21, 1979
- Al Del Greco at L.A. Rams, Oct. 2, 1988**
- 50.....Paddy Driscoll vs. Columbus, Oct. 11, 1925; vs. Milwaukee, Sept. 28, 1924 (both drop kicks)
 Pat Summerall at N.Y. Giants, Oct. 17, 1954
Al Del Greco vs. Atlanta, Oct. 22, 1989

Opponent/Game

- 54.....Tom Dempsey at Philadelphia, Dec. 12, 1971
 52.....Errol Mann vs. Detroit, Dec. 2, 1973

Field Goals Attempted

Career

- 448.....Jim Bakken, 1962-78
 142.....Neil O'Donoghue, 1980-85
 101.....Pat Summerall, 1953-57

Season

- 40.....Jim Bakken, 1966
 39.....Jim Bakken, 1967
 38.....Jim Bakken, 1964

Game

- *9.....Jim Bakken at Pittsburgh, Oct. 24, 1967
 7.....Jim Bakken at Dallas, Dec. 11, 1966
 Jim Bakken at Atlanta, Dec. 9, 1973

Opponent/Game

- 6.....Charlie Gogolak at Washington, Oct. 23, 1966
 *NFL record

Most Consecutive Field Goals

- 10.....Jim Bakken (Game 10 in 1965 through Game 1 in 1966)
 Jim Bakken (Games 1 through 6 in 1975)
Al Del Greco (Game 4 through Game 9 in 1989)
 8.....Jim Bakken (Games 7 through 10 in 1966)

Most Consecutive Games

Kicking A Field Goal

- 19.....Jim Bakken, 1966-67
 11.....Neil O'Donoghue, 1984
 9.....Jim Bakken, 1963-64

Best Field Goal Percentage

Season (10 att.)

- .792.....Jim Bakken, 1975 (19-24)
 .741.....Jim Bakken, 1976 (20-27)
 .733.....Neil O'Donoghue, 1980 (11-15)
 .719.....Jim Bakken, 1973 (23-32)
 .700.....Pat Harder, 1947 (7-10)
.692.....Al Del Greco, 1989 (18-26)

PATs Scored

Career

- 534.....Jim Bakken, 1962-78
 181.....Neil O'Donoghue, 1980-85
 164.....Pat Harder, 1946-50
 121.....Pat Summerall, 1953-57
 95.....Bobby Joe Conrad, 1958-64

Season

- 53.....Pat Harder, 1948
 48.....Neil O'Donoghue, 1984
 45.....Pat Harder, 1949
 Neil O'Donoghue, 1983
 44.....Jim Bakken, 1963

42.....Al Del Greco, 1988

Game

- **9/9.....Pat Harder at N.Y. Giants, Oct. 17, 1948
 8/8.....Pat Harder vs. Detroit, Nov. 7, 1948
 8/9.....Pat Harder at N.Y. Bulldogs, Oct. 13, 1949
 8/9.....Jim Bakken at Minnesota, Oct. 6, 1963
 **Ties NFL record

Opponent/Game

- 7/8.....Garo Yepremian vs. Miami, Nov. 24, 1977
 7/7.....Pete Gogolak at N.Y. Giants, Dec. 7, 1969
 7/7.....Tony Franklin vs. Philadelphia, Nov. 8, 1981

Most Consecutive PATs

- 124.....Jim Bakken (44 in 1963, 40 in 1964, 33 in 1965, 7 in 1966)
 97.....Jim Bakken (20 in 1966, 36 in 1967, 40 in 1968, 1 in 1969)
 81.....Pat Harder (53 in 1948, 28 in 1949)

Most PATs (No Misses) In One Season

- 53.....Pat Harder, 1948
 44.....Jim Bakken, 1963
 40.....Jim Bakken, 1964 and 1968

Most PATs (No Misses) In One Game

- 9.....Pat Harder at N.Y. Giants, Oct. 17, 1948
 8.....Pat Harder vs. Detroit, Nov. 7, 1948
 Jim Bakken at Minnesota, Oct. 6, 1983

Most Consecutive Games

Scoring A Touchdown

- 7.....John David Crow, 1959-60
 5.....11 times, most recently by Ottis Anderson, 1983-84

Most Consecutive

Games Scoring

- 79.....Jim Bakken (Sept. 14, 1963 through Nov. 10, 1968)
 34.....Bobby Joe Conrad (Sept. 28, 1958 through Nov. 27, 1960)
33.....Al Del Greco (Dec. 13, 1987 through Dec. 16, 1989)

(Continued on page 222)

(Individual Records continued from page 221)

Rushing

Total Yards

Career

7,999 ..Ottis Anderson, 1979-86
4,649 ..Stump Mitchell, 1981-
 3,863 ..Jim Otis, 1973-78
 3,608 ..John Roland, 1966-72
 3,511 ..Charley Trippi, 1947-55
 3,489 ..John David Crow, 1958-64
 3,438 ..Terry Metcalf, 1973-77
 3,373 ..Wayne Morris, 1976-83

Season

1,605 ..Ottis Anderson, 1979
 1,376 ..Ottis Anderson, 1981
 1,352 ..Ottis Anderson, 1980
 1,270 ..Ottis Anderson, 1983
 1,174 ..Ottis Anderson, 1984
 1,076 ..Jim Otis, 1975
 1,071 ..John David Crow, 1960
1,006 ..Stump Mitchell, 1985

Game

203.....John David Crow vs. Pittsburgh, Dec. 18,
 1960 (24 att.)
 193.....Ottis Anderson vs. Dallas, Sept. 2, 1979 (21
 att.)
 182.....Wayne Morris at Minnesota, Nov. 6, 1977
 (27 att.)
**179.....Stump Mitchell vs. Philadelphia, Nov. 17,
 1985 (22 att.)**
 177.....Ottis Anderson vs. Buffalo, Nov. 15, 1981
 (27 att.)
 176.....Bill Triplett at N.Y. Giants, Oct. 31, 1965 (23
 att.)
 168.....Ottis Anderson at N.Y. Giants, Nov. 30, 1980
 (31 att.)

Opponent/Game

213.....Charles White vs. L.A. Rams, Nov. 15, 1987
 (34 att.)
 208.....Eric Dickerson vs. L.A. Rams, Nov. 4, 1984
 (21 att.)
 206.....George Rogers at New Orleans, Sept. 4,
 1983 (24 att.)
 George Rogers vs. Washington, Dec. 21,
 1985 (34 att.)

Rushing Attempts

Career

1,859 ..Ottis Anderson, 1979-86
 1,011 ..Jim Otis, 1973-78
986 ..Stump Mitchell, 1981-
 962 ..John Roland, 1966-72
 896 ..Wayne Morris, 1976-83
 784 ..John David Crow, 1958-64

Season

331.....Ottis Anderson, 1979
 328.....Ottis Anderson, 1981
 301.....Ottis Anderson, 1980

296.....Ottis Anderson, 1983

289.....Ottis Anderson, 1984

269.....Jim Otis, 1975

234.....John Roland, 1967

233.....Jim Otis, 1976

Game

36.....Wayne Morris at Washington, Nov. 19, 1978
 (123 yards)
 35.....George Grosvenor vs. Green Bay, Dec. 4,
 1936
 33.....Jim Otis at Chicago, Dec. 14, 1975 (147
 yards)
 31.....Ottis Anderson at N.Y. Giants, Sept. 9, 1979
 (109 yards)
 Ottis Anderson at N.Y. Giants, Nov. 30, 1980
 (168 yards)
 30.....Ottis Anderson vs. N.Y. Giants, Dec. 26,
 1982 (110 yards)

Opponent/Game

38.....Eric Dickerson vs. L.A. Rams, Sept. 7, 1986
 (193 yards)
 34.....John Braxton vs. Buffalo, Nov. 27, 1975 (160
 yards)
 Delvin Williams vs. San Francisco, Oct. 3,
 1976 (194 yards)
 George Rogers vs. Washington, Dec. 21,
 1985 (206 yards)
 Charles White vs. L.A. Rams, Nov. 15, 1987
 (213 yards)

Touchdowns Rushing

Career

46.....Ottis Anderson, 1979-86
 34.....Wayne Morris, 1976-83
 John David Crow, 1958-64
32.....Stump Mitchell, 1981-
 27.....Elmer Angsman, 1946-52
 John Roland, 1966-72
 26.....Ernie Nevers, 1929-31

Season

14.....John David Crow, 1962
 12.....Ernie Nevers, 1929
 11.....MacArthur Lane, 1970
 10.....John Roland, 1967
 Donny Anderson, 1973
 9.....Terry Metcalf, 1975
 Ottis Anderson, 1980
 Ottis Anderson, 1981
Stump Mitchell, 1984

Game

*6.....Ernie Nevers vs. Chicago, Nov. 28, 1929
 *NFL record

Opponent/Game

3.....Ten times, most recently by Ottis Anderson
 at N.Y. Giants, Dec. 4, 1988 and Greg
 Bell at L.A. Rams, Oct. 2, 1988



Running back Stump Mitchell ranks second on the Cardinals' career rushing list with 4,649 yards. He's also one of four Cardinals to crack the 1,000-yard single-season rushing barrier (1,006 in 1985).

Rushing Average

Career

- 5.1Charley Trippi, 1947-55 (687-3,511)
- 4.7Stump Mitchell, 1981- (943-4,484)**
- 4.6Terry Metcalf, 1973-77 (748-3,438)
- 4.5John David Crow, 1958-64 (784-3,489)
- 4.4Ollie Matson, 1952 (761-3,331)
- 4.3Otis Anderson, 1979-86 (1,859-7,999)

Season (100 Attempts)

- 5.9John David Crow, 1960 (183-1,071)
- 5.5Stump Mitchell, 1985 (182-1,006)**
- 5.4Charley Trippi, 1948 (128-690)
- 5.4Elmer Angsman, 1949 (125-674)
- 5.0Charley Trippi, 1949 (112-558)
- Ollie Matson, 1954 (101-506)
- Terry Metcalf, 1977 (149-739)

Game (10 Attempts)

- 13.0Charley Trippi at Washington, Sept. 26, 1949 (10 att.-130 yards)

- 12.7Bobby Joe Conrad vs. Washington, Sept. 27, 1959 (11 att.-140 yards)
- 11.9.....Ollie Matson at Washington, Oct. 20, 1957 (13 att.-155 yards)
- 11.2Charley Trippi at Chicago, Dec. 16, 1951 (13 att.-145 yards)
- 10.8Stump Mitchell vs. Washington, Dec. 21, 1985 (12 att.-129 yards)**
- 10.7Bill Thornton at Philadelphia, Nov. 22, 1964 (12 att.-128 yards)

Opponent/Game

- 10.1Tony Dorsett vs. Dallas, Oct. 9, 1977 (14 att.-141 yards)
- 10.0.....Timmy Brown vs. Philadelphia, Nov. 28, 1965 (18 att.-180 yards)

Longest Runs

- 83t.....John David Crow vs. Washington, Oct. 4, 1958
- 82t.....Elmer Angsman vs. Detroit, Oct. 23, 1949
- 80t.....Paddy Driscoll vs. Kansas City, Oct. 18, 1925
- 79Ollie Matson vs. Washington, Nov. 21, 1954
- Ollie Matson vs. Pittsburgh, Nov. 25, 1956
- 78t.....Charles Belden vs. Frankford, Oct. 25, 1930
- 76t.....Otis Anderson vs. Dallas, Sept. 2, 1979

Opponent/Longest Run

- 80Jessie Clark vs. Green Bay, Sept. 29, 1985
- 77t.....Tony Dorsett vs. Dallas, Oct. 9, 1977
- 76t.....George Rogers at New Orleans, Sept. 4, 1983

Most Consecutive Games Touchdowns Rushing

- 5.....Elmer Angsman, 1948
- MacArthur Lane, 1970
- Donny Anderson, 1972-73
- Otis Anderson, 1983-84
- 4.....Pat Harder, 1946-47 and '47 (twice)
- Ollie Matson, 1957
- John David Crow, 1964

Most 100-Yard Rushing Games

Career

- 34Otis Anderson, 1979-86
- 14Stump Mitchell, 1981-**
- 9Jim Otis, 1973-77
- 6John Roland, 1966-72
- 5John David Crow, 1958-64
- Charley Trippi, 1947-55
- Terry Metcalf, 1973-77

Season

- 9Otis Anderson, 1979
- 7Otis Anderson, 1979
- 6Otis Anderson, 1980
- 5Jim Otis, 1976

(Continued on page 224)

*(Individual Records continued from page 223)***Passing****Total Yards****Career**

34,839Jim Hart, 1966-83
 22,771Neil Lomax, 1981-89
 12,928Charley Johnson, 1961-69
 6,751Paul Christman, 1945-49
 6,578Lamar McHan, 1954-58

Season

4,614Neil Lomax, 1984
 3,395Neil Lomax, 1988
 3,387Neil Lomax, 1987
 3,280Charley Johnson, 1963
 3,214Neil Lomax, 1985
 3,121Jim Hart, 1978
 3,045Charley Johnson, 1964
 3,008Jim Hart, 1967
 2,946Jim Hart, 1976, '80
 2,636Neil Lomax, 1983

Game

468Neil Lomax at Washington, Dec. 16, 1984
 (37 comp.-46 att.)
 457Neil Lomax at San Diego, Sept. 20, 1987
 (32 comp.-61 att.)
 428Charley Johnson vs. Pittsburgh, Oct. 13, 1963
 (20 comp.-42 att.)
 390Neil Lomax at Philadelphia, Dec. 7, 1986, OT
 (30 comp.-48 att.)
 388Neil Lomax vs. Dallas, Nov. 11, 1984
 (27 comp.-52 att.)
 386Charley Johnson vs. Philadelphia, Dec. 16, 1962
 (17 comp.-32 att.)
 384Neil Lomax vs. Philadelphia, Dec. 10, 1988
 (29 comp.-50 att.)
 383Charley Johnson at Philadelphia, Sept. 16, 1965
 (20 att.-43 comp.)
 374Charley Johnson vs. New Orleans, Nov. 2, 1969
 (20 comp.-37 att.)
 371Charley Johnson vs. Philadelphia, Dec. 13, 1964
 (28 comp.-49 att.)
 369Neil Lomax at Atlanta, Nov. 29, 1987
 (25 comp.-42 att.)
 365Charley Johnson at N.Y. Giants, Nov. 4, 1962
 (26 comp.-41 att.)
 361Neil Lomax vs. Washington, Oct. 21, 1984
 (20 comp.-38 att.)
 354Neil Lomax at Dallas, October 7, 1984
 (19 comp.-29 att.)
 353Neil Lomax vs. N.Y. Giants, Nov. 13, 1988
 (23 comp.-35 att.)

Opponent/Game

429Dan Marino vs. Miami, Sept. 30, 1984
 (24 comp.-37 att.)
 419Sonny Jurgensen vs. Philadelphia, Dec. 16, 1962
 (15 comp.-34 att.)
 410Don Horn at Green Bay, Dec. 21, 1969
 (22 comp.-31 att.)

Pass Attempts**Career**

5,096Jim Hart, 1966-83
 3,153Neil Lomax, 1981-89
 2,047Charley Johnson, 1961-69

Season

560Neil Lomax, 1984 (345 comp.)
 477Jim Hart, 1978 (228 comp.)
 471Neil Lomax, 1985 (266 comp.)
 463Neil Lomax, 1987 (275 comp.)
 443Neil Lomax, 1988 (255 comp.)
 425Jim Hart, 1980 (228 comp.)
 423Charley Johnson, 1963 (222 comp.)
 421Neil Lomax, 1986 (264 comp.)
 420Charley Johnson, 1964 (223 comp.)
 397Jim Hart, 1967 (192 comp.)

Game

81Neil Lomax at San Diego, Sept. 20, 1987
 (32 comp.-457 yards)
 54Neil Lomax at Dallas, Dec. 27, 1987
 (28 comp.-314 yards)
 52Neil Lomax vs. L.A. Rams, Nov. 4, 1984
 (34 comp.-341 yards)
 Neil Lomax vs. Dallas, Nov. 11, 1984
 (27 comp.-388 yards)
 51Lamar McHan vs. L.A. Rams, Nov. 30, 1958
 (28 comp.-245 yards)
 50Neil Lomax vs. Philadelphia, Dec. 10, 1988
 (29 comp.)
 Neil Lomax vs. Philadelphia, Nov. 1, 1987
 (29 comp.-288 yards)
 49Charley Johnson vs. Philadelphia, Dec. 13, 1964
 (28 comp.-371 yards)
 Jim Hart at Atlanta, Oct. 18, 1981 (24 comp.-
 263 yards)
 48Neil Lomax at Philadelphia, Dec. 7, 1986,
 OT (30 comp.-390 yards)
 47Neil Lomax at Buffalo, Sept. 21, 1986
 (27 comp.-263 yards)
 Jim Hart at Baltimore, Nov. 17, 1968
 (17 comp.-163 yards)
 46Terry Nofsinger at Pittsburgh, Nov. 13, 1966
 (15 comp.-187 yards)
 Jim Hart at Dallas, Nov. 25, 1976 (20 comp.-
 259 yards)
Opponent/Game
 55Tommy Kramer vs. Minnesota, Oct. 25, 1981
 (25 comp.-343 yards)

Pass Completions**Career**

2,590Jim Hart, 1966-83
 1,818Neil Lomax, 1981-89
 1,030Charley Johnson, 1961-69

Season

- 345Neil Lomax, 1984 (560 att.)
 275Neil Lomax, 1987 (463 att.)
 266Neil Lomax, 1985 (471 att.)
 255Neil Lomax, 1988 (443 att.)
 240Neil Lomax, 1986 (421 att.)
 240Jim Hart, 1978 (477 att.)
 228Jim Hart, 1980 (425 att.)
 223Charley Johnson, 1964 (420 att.)

Game

- 37Neil Lomax at Washington, Dec. 16, 1984
 (46 att.-468 yards)
 34Neil Lomax vs. L.A. Rams, Nov. 4, 1984
 (52 att.-341 yards)
 32Neil Lomax at San Diego, Sept. 20, 1987
 (61 att.-457 yards)
 30Neil Lomax at Philadelphia, Dec. 7, 1986, OT
 (48 att.-390 yards)
 29Neil Lomax vs. Philadelphia, Dec. 10, 1988
 (50 att.-384 yards)
 29Neil Lomax vs. Philadelphia, Nov. 1, 1987
 (50 att.-288 yards)
 28Neil Lomax at L.A. Rams, Oct. 2, 1988
 (43 att.-342 yards)
 28Neil Lomax at Dallas, Nov. 28, 1985 (43 att.-
 319 yards)
 Lamar McHan vs. L.A. Rams, Nov. 30, 1958
 (51 att.-245 yards)
 Charley Johnson vs. Philadelphia, Dec. 13, 1964
 (49 att.-371 yards)
 Jim Hart vs. Minnesota, Nov. 11, 1974
 (43 att.-353 yards)
 Jim Hart at San Francisco, Sept. 14, 1980
 (38 att.-265 yards)
 Neil Lomax at Dallas, Dec. 27, 1984
 (54 att.-314 yards)

Opponent/Game

- 31Steve Bartkowski vs. Atlanta, Nov. 9, 1980
 (47 att.-378 yards)
 Joe Montana at San Francisco, Oct. 18,
 1987 (39 att.-334 yards)

Touchdown Passes**Career**

- 209Jim Hart, 1966-83
 136Neil Lomax, 1981-89
 108Charley Johnson, 1961-69
 51Paul Christmas, 1945-49
 50Lamar McHan, 1954-58

Season

- 28Charley Johnson, 1963
 Neil Lomax, 1984
 24Neil Lomax, 1983
 Neil Lomax, 1987
 21Charley Johnson, 1964
 20Neil Lomax, 1988
 Jim Hart, 1974

Game

- 6Jim Hardy vs. Baltimore, Oct. 2, 1950
 Charley Johnson at Cleveland, Sept. 26, 1965
 Charley Johnson vs. New Orleans, Nov. 2, 1969

- 5Charley Johnson vs. Dallas, Dec. 9, 1962
 4Paul Christmas at Detroit, Oct. 13, 1946
 Ray Mallouf at N.Y. Giants, Oct. 17, 1948
 Lamar McHan vs. Philadelphia, Nov. 4, 1956
 Lamar McHan at Washington, Nov. 9, 1958
 John Roach at L.A. Rams, Sept. 23, 1960
 Charley Johnson vs. Philadelphia, Dec. 8,
 1963
 Jim Hart at Philadelphia, Oct. 22, 1967
 Jim Hart vs. N.Y. Giants, Oct. 28, 1973
 Jim Hart at Dallas, Sept. 28, 1975
 Neil Lomax vs. Seattle, Nov. 13, 1983
Gary Hogeboom at Seattle, Sept. 17, 1989

Opponent/Game

- 6Billy Kilmer vs. New Orleans, Nov. 2, 1969
 Bob Griese vs. Miami, Nov. 24, 1977

Passes Had Intercepted**Career**

- 247Jim Hart, 1966-83
 110Charley Johnson, 1961-69

Season

- 30Jim Hart, 1967
 27Wilson Schwenk, 1942
 24Jim Hardy, 1950
 Charley Johnson, 1964
 22Paul Christmas, 1947
 Lamar McHan, 1954

Game

- *8Jim Hardy vs. Philadelphia, Sept. 24, 1950
 *NFL record

Opponent/Game

- 5Eddie LeBaron at Dallas, Nov. 5, 1961
 Norm Snead at Philadelphia, Oct. 2, 1966
 Gary Danielson vs. Detroit, Dec. 4, 1978

Lowest Interception Rate**Season**

- 2.1Jim Hart, 1974 (388-8)
 2.5Neil Lomax, 1988 (443-11)
 Neil Lomax, 1985 (471-12)
 2.6Neil Lomax, 1987 (463-12)
 2.9Neil Lomax, 1986 (421-12)
 Neil Lomax, 1982 (205-6)
 Neil Lomax, 1984 (560-16)
 3.1Jim Hart, 1973 (320-10)
 Neil Lomax, 1983 (354-11)

Completion Percentage**Season**

- 61.6Neil Lomax, 1984 (345-560)
 59.4Neil Lomax, 1987 (275-463)
 59.0Neil Lomax, 1983 (209-354)
 57.6Neil Lomax, 1988 (255-443)
 57.0Neil Lomax, 1986 (240-421)
 56.5Neil Lomax, 1985 (266-471)
 56.2Jim Hart, 1975 (218-388)
56.0Gary Hogeboom, 1989 (204-364)
 55.6Jim Hart, 1973 (178-320)

(Continued on page 226)

*(Individual Passing Records continued from page 225)***Game**

- 81.3.....John Roach vs. Washington, Nov. 6, 1960
(13-16)
80.4.....Neil Lomax at Washington, Dec. 16, 1964
(37-46)
78.9.....Jim Hart vs. Washington, Oct. 27, 1974 (15-19)
77.8.....Ray Mallouf at N.Y. Giants, Oct. 17, 1948 (14-18)
Neil Lomax vs. Seattle, Nov. 13, 1983 (21-27)
77.3.....Neil Lomax at Tampa Bay, Oct. 16, 1983 (17-22)

Opponent/Game

- 85.7.....Sonny Jurgensen at Washington, Oct. 10, 1965
(12-14)
83.3.....Fran Tarkenton at N.Y. Giants, Oct. 25, 1970
(15-18)
83.3.....Dan Fouts at San Diego, Sept. 26, 1976
(15-18)

Longest Pass Plays

- 98t.....Doug Russell to Gaynell Tinsley vs.
Cleveland Rams, Nov. 27, 1938
Ogden Compton to Dick Lane at Green Bay,
Nov. 13, 1955
98.....Jim Hart to Ahmad Rashad vs. L.A. Rams,
Dec. 10, 1972
97t.....Pat Coffee to Gaynell Tinsley vs. Chicago,
Dec. 5, 1937
93t.....Neil Lomax to Ernie Jones vs. Philadelphia,
Dec. 10, 1988
91t.....M.C. Reynolds to John David Crow at
Cleveland Browns, Dec. 12, 1958

Opponent/Game

- 93t.....Dick Gordon from Jack Concannon at
Chicago, Nov. 19, 1967
90t.....Mike Quick from Ron Jaworski at
Philadelphia, Oct. 28, 1984
88t.....Anthony Allen from Ed Rubbert at
Washington, Oct. 4, 1987
87t.....Ben Hawkins from Norm Snead vs.
Philadelphia, Oct. 22, 1967
85t.....Gene Washington from Joe Kapp at
Minnesota, Oct. 8, 1967;
82t.....Paul Warfield from Bill Neisen vs. Cleveland,
Dec. 14, 1969

**Longest Completed Pass
Not For Touchdown**

- 98.....Jim Hart to Ahmad Rashad vs. L.A. Rams,
Dec. 10, 1972

**Most Consecutive
Pass Completions****Game**

- 12.....Jim Hart vs. Chicago, Sept. 25, 1977
Neil Lomax: 5 vs. N.Y. Giants, Oct. 25, 1987;
7 vs. Philadelphia, Nov. 2, 1987
Neil Lomax at Tampa Bay, Dec. 20, 1987

- 10.....Neil Lomax vs. New Orleans, Dec. 6, 1981
9.....Charley Johnson vs. Philadelphia, Sept. 11, 1966
Jim Hart vs. Philadelphia, Nov. 29, 1970
Jim Hart at Minnesota, Nov. 6, 1977
Neil Lomax at Washington, Dec. 16, 1984
(twice in game)
8.....Neil Lomax at Buffalo, Sept. 21, 1986

**Most Consecutive Games
Throwing A Touchdown Pass**

- 19.....Neil Lomax (Game 9 in 1983 through
Game 11 in 1984)
16.....Charley Johnson (Game 4 in 1964 through
Game 5 in 1965)
14.....Neil Lomax (Games 1-2, 6-15 in 1987;
Games 1-2 in 1988)
12.....Neil Lomax (Games 1-2 and 6-15 in 1987)
8.....Neil Lomax (Game 4 through Game 11 in 1988)
Neil Lomax (Game 13 in 1984 through
Game 4 in 1985)
Charley Johnson (Games 4 through 11 in 1963)
7.....Jim Hart (Games 3 through 9 in 1974)
Jim Hart (Game 14 in 1974 through
Game 6 in 1975)

**Fewest Passes Had Intercepted
Season**

- 4.....Ray Mallouf, 1941 (96 att.)
Paul Christman, 1948 (114 att.)
5.....Jim Hart, 1972 (119 att.)
6.....Neil Lomax, 1982 (205 att.)
Lamar McHan, 1954 (255 att.)
Ray Mallouf, 1948 (143 att.)
8.....Jim Hart, 1974 (388 att.)

**Highest NFL Passing Rating
Season**

- 92.5.....Neil Lomax, 1984
92.0.....Neil Lomax, 1983
91.2.....Ray Mallouf, 1948
88.5.....Neil Lomax, 1987
86.7.....Neil Lomax, 1988
81.7.....Jim Hart, 1976

Pass Receiving

Total Receptions

Career

- 480Jackie Smith, 1963-77
469Roy Green, 1979-
 Pat Tilley, 1976-86
 418Bobby Joe Conrad, 1958-68
 351Mel Gray, 1971-82
 328Sonny Randle, 1959-66

Season

- 91J.T. Smith, 1987 (1,117 yards, 8 TD)**
83J.T. Smith, 1988 (986 yards, 7 TD)
80J.T. Smith, 1986 (1,014 yards, 6 TD)
78Roy Green, 1984 (1,555 yards, 12 TD)
Roy Green, 1983 (1,227 yards, 14 TD)
 73Bobby Joe Conrad, 1963 (967 yards, 10 TD)
 70Otis Anderson, 1984 (611 yards, 2 TD)
68Roy Green, 1988 (1,097, 7 TD)
 Pat Tilley, 1980 (966 yards, 6 TD)
 66Pat Tilley, 1981 (1,040 yards, 3 TD)
 63Sonny Randle, 1962 (1,158 yards, 7 TD)
 62Sonny Randle, 1960 (893 yards, 15 TD)
 Bobby Joe Conrad, 1962 (954 yards, 4 TD)
 Pat Tilley, 1978 (900 yards, 3 TD)
J.T. Smith, 1989 (776 yards, 5 TD)
 61Bobby Joe Conrad (780 yards, 6 TD)

Game

- 16Sonny Randle at N.Y. Giants, Nov. 4, 1962
 (256 yards, 1 TD)
 12Otis Anderson at Washington, Dec. 16, 1984
 (124 yards)
 11Sonny Randle at Washington, Nov. 20, 1960
 (146 yards, 3 TD)
 Otis Anderson vs. L.A. Rams, Nov. 4, 1984
 (74 yards)
J.T. Smith at Dallas, Dec. 27, 1987
 (102 yards, 1 TD)
J.T. Smith vs. San Diego, Oct. 1, 1989
 (123 yards)
10J.T. Smith at Houston, Nov. 20, 1988
 (114 yards, 1 TD)
J.T. Smith at Philadelphia, Nov. 1, 1987
 (112 yards, 1 TD)
J.T. Smith at Atlanta, Nov. 29, 1987
 (109 yards)
J.T. Smith at San Francisco, Nov. 9, 1986
 (154 yards, 2 TD)
J.T. Smith at Philadelphia, Dec. 7, 1986
 (131 yards)
 Don Stonesifer vs. Washington, Sept. 27, 1953
 (92 yards)
 Gern Nagler vs. N.Y. Giants, Nov. 1, 1953
 (124 yards, 1 TD)
 John Gilliam at Pittsburgh, Oct. 5, 1969
 (197 yards, 1 TD)
 Dave Williams vs. Philadelphia, Nov. 23,
 1969 (94 yards, 1 TD)
Roy Green vs. Dallas, Sept. 19, 1982
 (170 yards)
J.T. Smith at Detroit, Sept. 10, 1989
 (121 yards)

Opponent/Game

- 12Harold Carmichael vs. Philadelphia, Oct. 14,
 1973 (187 yards)
 11Mark Bavaro vs. N.Y. Giants, Dec. 13, 1987
 (137 yards, 1 TD)
 Tommy McDonald at Philadelphia, Oct. 1, 1961
 (182 yards)
 Doug Kotar vs. N.Y. Giants, Oct. 3, 1976
 (132 yards)
 Art Monk at Washington, Dec. 16, 1984
 (136 yards)

Touchdowns Receiving

Career

- 62Roy Green, 1979-**
 60Sonny Randle, 1959-66
 45Mel Gray, 1971-82
 40Jackie Smith, 1963-77
 38Bobby Joe Conrad, 1958-68
 37Pat Tilley, 1976-86
 31Mal Kutner, 1946-50

Season

- 16Sonny Randle, 1960
 14Mal Kutner, 1948
Roy Green, 1983
 12Bob Shaw, 1950
 Sonny Randle, 1963
Roy Green, 1984

Game

- *5Bob Shaw vs. Baltimore, Oct. 2, 1950
 4Dave Williams vs. New Orleans, Nov. 2, 1969
Roy Green vs. Seattle, Nov. 13, 1983
Roy Green at Seattle, Sept. 17, 1989
J.T. Smith at Washington, Oct. 8, 1989
 3Many times, **most recently by Roy**
Green at Seattle, Sept. 17, 1989; J.T.
Smith at Washington, Oct. 8, 1989
 *NFL record

Opponent/Game

- 4Earnest Gray vs. N.Y. Giants, Sept. 7, 1980

Combined Yardage (Rushing-Receiving>Returns)

Career

- 11,986Stump Mitchell, 1981-(4,649-1,955-5,384)**
 10,494Otis Anderson, 1979-86 (7,999-2,495-0)
10,049Roy Green, 1979-(148-7,700-2,201)
 9,040Terry Metcalf, 1973-77 (3,438-1,862-3,748)
 8,509Ollie Matson, 1952, '54-58 (3,331-2,150-3,028)
 8,284Jackie Smith, 1963-76 (327-7,869-88)
 8,038Mel Gray, 1971-82 (154-6,644-1,240)
 7,588Bobby Joe Conrad, 1958-68 (441-5,828-1,319)
 7,318Charley Trippi, 1947-55 (3,511-1,393-2,414)
 7,301Pat Tilley, 1976-86 (32-7,005-264)

(Continued on page 228)

*(Individual Pass Receiving Records continued from page 227)***Season**

- 2,462 ..Terry Metcalf, 1975 (816-378-1,268)
 2,058 ..Terry Metcalf, 1974 (718-377-963)
 2,022 ..Terry Metcalf, 1977 (739-403-880)
1,950 ..Stump Mitchell, 1985 (1,006-502-442)
1,947 ..Stump Mitchell, 1981 (175-35-1,737)
 1,913 ..Otis Anderson, 1979 (1,605-308-0)
1,889 ..Stump Mitchell, 1984 (434-318-1,137)
 1,785 ..Otis Anderson, 1984 (1,174-611-0)
1,697 ..Val Sihakema, 1989 (145-245-1,307)

Game

- 284Ollie Matson vs. Pittsburgh, Dec. 31, 1954
 (85-74-125)
 280.....Terry Metcalf vs. Buffalo, Nov. 27, 1975
 (7-52-221)
 278Ollie Matson vs. Pittsburgh, Oct. 26, 1952
 (82-121-75)
 276Ollie Matson vs. Washington, Nov. 21, 1954
 (163-64-49)
 Ollie Matson at Pittsburgh, Nov. 28, 1954
 (115-161-0)
 275Charley Trippi at Philadelphia, Dec. 7, 1947
 (51-86-138)

Total Receiving Yardage**Career**

- 7,918...Jackie Smith, 1963-77
 7,005...Pat Tilley, 1976-86
7,700...Roy Green, 1979-
 6,644...Mel Gray, 1971-82
 5,828...Bobby Joe Conrad, 1958-68
 5,438...Sonny Randle, 1959-66

Season

- 1,555 ..Roy Green, 1984**
1,227 ..Roy Green, 1983
 1,205 ..Jackie Smith, 1967
 1,158 ..Sonny Randle, 1962
1,117 ..J.T. Smith, 1987
1,097 ..Roy Green, 1988
 1,040 ..Pat Tilley, 1981
1,014 ..J.T. Smith, 1986
 Sonny Randle, 1963

Game

- 256Sonny Randle vs. N.Y. Giants, Nov. 4, 1962
 (16 rec., 1 TD)
 212Jackie Smith vs. Pittsburgh, Oct. 13, 1963
 (9 rec., 2 TD)
 198Sonny Randle at Cleveland, Sept. 26, 1965
 (7 rec., 3 TD)
 197.....John Gilliam vs. Pittsburgh, Oct. 5, 1969
 (10 rec., 1 TD)
196Roy Green at Washington, Dec. 16, 1984
(8 rec., 2 TD)
 192John Gilliam at Cleveland, Oct. 26, 1969
 (4 rec., 3 TD)
189.....Roy Green at Dallas, Oct. 7, 1984 (8 rec., 2 TD)
 187.....Mel Gray at N.Y. Giants, Oct. 25, 1975
 (7 rec., 2 TD)

- 183Dave Stief vs. Atlanta, Dec. 17, 1978 (9 rec., 1 TD)
Roy Green at Indianapolis, Sept. 16, 1984
(8 rec., 2 TD)

Opponent/Game

- 255Anthony Allen at Washington, Oct. 4, 1987
 (7 rec.)
 203.....James Dixon vs. Dallas, Nov. 12, 1989
 (12 rec.)
 199Tim Brown vs. Philadelphia, Dec. 16, 1962
 (5 rec.)
 197.....Ben Hawkins vs. Philadelphia, Oct. 2, 1967
 (6 rec.)
 195.....Carroll Dale at Green Bay, Dec. 21, 1969 (9 rec.)

Most Consecutive Games**Catching Passes**

- 121.....Mel Gray (Game 3 in 1973 through
 Game 4 in 1982)
 94Bobby Joe Conrad (Game 9 in 1961 through
 Game 4 in 1968)
74.....Roy Green (Game 2 in 1981 through
Game 10 in 1986)
46.....J.T. Smith (Game 3 in 1985 through
Game 3 in 1988)
 48.....Sonny Randle (Game 2 in 1961 through
 Game 7 in 1964)
 45.....Jackie Smith (Game 3 in 1967 through
 Game 5 in 1970)
43.....J.T. Smith (Game 4 in 1985 through
Game 15 in 1987)
 42Terry Metcalf (Game 1 in 1974 through
 Game 3 in 1977)
 40.....Pat Tilley (Game 9 in 1978 through
 Game 2 in 1981)

Most Consecutive Games**Catching A Touchdown Pass**

- 5.....Mal Kutner, 1947
 Bob Shaw, 1950
 Sonny Randle, 1960 and '61-62 (twice)
 Bobby Joe Conrad, 1963
 Jackie Smith, 1967
4.....Roy Green, 1986
Roy Green, 1983-84

**Most Passes Caught
By Running Back****Season**

- 70Otis Anderson, 1984
 56Earl Ferrell, 1986
 54Otis Anderson, 1983
 51Otis Anderson, 1981
 50Terry Metcalf, 1974
47Stump Mitchell, 1985
45Stump Mitchell, 1987

Interceptions

Total Interceptions

Career

- 52**Larry Wilson, 1960-72**
 40Roger Wehrli, 1969-82
 30Dick "Night Train" Lane, 1954-59
 29Pat Fischer, 1961-67

Season

- 12Bob Nussbaumer, 1949
 11Lindon Crow, 1956
 10Ray Ramsey, 1953
 Dick "Night Train" Lane, 1954
 Jerry Norton, 1960
 Pat Fischer, 1964
 Larry Wilson, 1966

Game

- **4Bob Nussbaumer at New York Bulldogs,
 Nov. 13, 1949
 **4Jerry Norton at Washington, Nov. 20, 1960
 **4Jerry Norton at Pittsburgh, Nov. 26, 1961
 3Mal Kutner at Green Bay, Nov. 24, 1946
 Jerry Davis at L.A. Rams, Dec. 4, 1949
 Ray Ramsey vs. Philadelphia, Sept. 30, 1951
 Don Paul vs. N.Y. Giants, Nov. 1, 1953
 Bobby Joe Conrad at Pittsburgh, Dec. 13, 1958
 Larry Wilson vs. Cleveland, Dec. 19, 1965
 Larry Wilson vs. Chicago, Oct. 31, 1966
 Roger Wehrli vs. Dallas, Dec. 7, 1975
 Perry Smith at Detroit, Dec. 3, 1978
 Ken Greene vs. Buffalo, Nov. 15, 1981
 **Ties NFL record

Opponent/Game

- 3Nate Ramsey vs. Philadelphia, Nov. 28, 1965
 Curtis Gentry at Chicago, Nov. 19, 1967
 Richie Petitbon vs. Washington, Sept. 19, 1971
 Jack Pardee at Washington, Oct. 17, 1971

Wide receiver Roy Green is the Cardinals' all-time touchdown maker. He boasts 62 career six-pointers entering the 1990 season.



Interception Yardage

Career

- 800**Larry Wilson, 1960-72**
 628Dick "Night Train" Lane, 1954-59
 529Pat Fischer, 1961-67
 501Mike Sensibaugh, 1972-77
 464Norm Thompson, 1971-76

Season

- 237Ray Ramsey, 1953
 206Dick "Night Train" Lane, 1956

Game

- 115**Larry Wilson vs. Cleveland, Dec. 19, 1965**
 (3 int., 1 TD)
 110Jerry Norton at Pittsburgh, Nov. 26, 1961
 (4 int., 2 TD)
 106Ken Greene vs. Buffalo, Nov. 15, 1981 (3 int.)

Opponent/Game

- 90Mel Renfro vs. Dallas, Oct. 4, 1965 (1 int., 1 TD)

Longest Interception Return

- 96**Larry Wilson vs. Cleveland, Dec. 19, 1965 (TD)**
 92Leo Sanford at Pittsburgh, Sept. 26, 1955 (TD)
 91**Larry Wilson at Philadelphia, Oct. 2, 1966 (TD)**
 79Mike Sensibaugh vs. New York Giants,
 Oct. 31, 1977 (TD)
 78Carl Allen vs. Chicago, Dec. 16, 1979
 70Carl Allen vs. Philadelphia, Sept. 28, 1980 (TD)
 69Dick "Night Train" Lane at Philadelphia,
 Nov. 15, 1959 (TD)
 68Bob Nussbaumer at Green Bay, Oct. 16, 1949
 67Leonard Smith vs. Green Bay, Sept. 29, 1985
 66Dick "Night Train" Lane vs. N.Y. Giants,
 Oct. 1, 1956 (TD)

Opponent/Game

- 90Mel Renfro vs. Dallas, Oct. 4, 1965 (TD)

Interceptions Returned For Touchdown

Career

- 5**Larry Wilson, 1960-72**
 3Bill Blackburn, 1946-50
 Pat Fischer, 1961-67

Season

- 2Billy Blackburn, 1948
 Jerry Norton, 1961
 Billy Stacy, 1961
 Pat Fischer, 1964
 Larry Wilson, 1966

Game

- **2Billy Blackburn vs. Boston, Oct. 24, 1948
 Billy Stacy at Dallas, Nov. 5, 1961
 Jerry Norton at Pittsburgh, Nov. 26, 1961
 **Ties NFL record

Most Consecutive Games With Interceptions

- 7**Larry Wilson, 1966**
 6Dick "Night Train" Lane, 1954-55
 5Pat Fischer, 1963

(Continued on page 230)

Punting

Total Punts

Career

- 360 Carl Birdsong, 1981-85
 248 Chuck Latourette, 1967-68, '70-71
 194 Charley Trippi, 1947-54
 183 Jerry Norton, 1959-61
 138 Dave Mann, 1955-57

Season

- 100 Larry Swider, 1980 (41.5 avg.)
 85 Jerry Norton, 1961 (44.7 avg.)
 85 Carl Birdsong, 1983 (41.5 avg.)
 Carl Birdsong, 1985 (41.7 avg.)
 81 Hal Roberts, 1974 (38.7 avg.)
 80 Steve Little, 1979 (38.2 avg.)

Game

- 12 Beryl Clark vs. Detroit, Oct. 15, 1940
 11 King Hill vs. Minnesota, Oct. 19, 1969
 Gary Keithley at Washington, Oct. 21, 1973
 Larry Swider vs. Washington, Dec. 21, 1980
 10 Jim Hardy at Chicago, Oct. 8, 1950
 Frank Poltfoot vs. N.Y. Giants, Nov. 25, 1951
 Charley Trippi vs. Philadelphia, Oct. 3, 1954
 Charley Trippi at Philadelphia, Dec. 4, 1955
 Jerry Norton vs. N.Y. Giants, Oct. 8, 1961
 Carl Birdsong vs. Washington, Jan. 2, 1983
 Carl Birdsong at N.Y. Giants, Dec. 4, 1983

Opponent/Game

- 11 Don Chandler vs. N.Y. Giants, Oct. 8, 1961

Average Yards

Career

- 44.9 Jerry Norton, 1959-61 (183-8,219)
 41.5 Larry Swider, 1980 (100-4,111)
 41.4 Carl Birdsong, 1981-85 (360-14,916)
 40.5 Chuck Latourette, 1967-68, '70-71
 (248-10,049)
 40.4 Dave Mann, 1955-57 (138-5,578)
 40.3 Charley Trippi, 1947-55 (194-7,818)

Season

- 45.6 Jerry Norton, 1960 (39-1,778)
 44.9 Jerry Norton, 1959 (59-2,649)
 44.7 Jerry Norton, 1961 (85-3,799)
 43.8 Carl Birdsong, 1982 (54-2,365)
43.4 Rich Camarillo, 1989 (76-3,298)
 42.9 Charley Trippi, 1953 (54-2,316)

Game

- 54.0 Greg Cater at San Francisco, Oct. 18, 1987
 (2-108)
 53.3 Dave Mann at Pittsburgh, Oct. 13, 1957
 (4-213)
 52.8 Jerry Norton at Philadelphia, Nov. 15, 1959
 (5-264)

- 52.5 Donny Anderson vs. Chicago, Oct. 29, 1972
 (4-210)

- 51.0 Carl Birdsong vs. Minnesota, Oct. 30, 1983
 (2-102)

- 50.5 Jerry Norton vs. Pittsburgh, Nov. 17, 1961
 (6-303)

- 50.0 Jeff Burkett vs. Chicago, Oct. 5, 1947
 (4-200)

- Carl Birdsong at Kansas City, Oct. 2, 1983
 (7-350)

Opponent/Game (minimum 4 punts)

- 52.5 Tommy Davis vs. San Francisco, Nov. 25, 1962
 (6-315)

Longest Punt

- 84 Doug Russell vs. Chicago, Sept. 11, 1938
 81 Mike Wood at N.Y. Giants, Dec. 10, 1978
 78 Ernie Nevers vs. Green Bay, Nov. 13, 1930
 78 Jerry Norton at Dallas, Nov. 5, 1961

Opponent/Game

- 71 Billy Lothridge at Dallas, Sept. 12, 1964
 69 Tom Blanchard vs. New Orleans, Dec. 8, 1974

Vai Sikaheima already rates as the Cardinals' single-game, single-season, and career punt return leader. He's also closing in on teammate Stump Mitchell's franchise kickoff return marks.



Punt Returns

Punt Returns

Career

- 157Vai Sihakema, 1986-
 156Stump Mitchell, 1981-
 80Terry Metcalf, 1973-77
 71Willard Harrell, 1978-84
 64Chuck Latourette, 1967-68, '70-71
 63Charley Trippi, 1947-55

Season

- 44Vai Sihakema, 1987
 43Vai Sihakema, 1986
 42Stump Mitchell, 1981
 38Stump Mitchell, 1983
 Stump Mitchell, 1984
 Vai Sihakema, 1989
 33Vai Sihakema, 1988
 32Willard Harrell, 1979
 30Chuck Latourette, 1970
 29Billy Stacy, 1959

Game

- 8Stump Mitchell at Washington, Jan. 2, 1983
 7Stump Mitchell at N.Y. Giants, Dec. 4, 1983
 Vai Sihakema vs. Dallas, Sept. 13, 1987
 Vai Sihakema vs. Pittsburgh, Oct. 9, 1988
 6Chuck Latourette vs. Houston, Nov. 1, 1970
 Gary Hammond vs. Philadelphia, Sept. 15, 1974
 Stump Mitchell at Atlanta, Oct. 18, 1981
 Vai Sihakema vs. San Diego, Oct. 1, 1989

Opponent/Game

- 9Mike Nelms vs. Washington, Dec. 21, 1980

Punt Return Yardage

Career

- 1,846Vai Sihakema, 1986-
 1,377Stump Mitchell, 1981-
 921Terry Metcalf, 1973-77
 864Charley Trippi, 1947-55
 854Willard Harrell, 1978-84

Season

- 550Vai Sihakema, 1987
 522Vai Sihakema, 1986
 445Stump Mitchell, 1981
 433Vai Sihakema, 1989
 345Chuck Latourette, 1968
 341Vai Sihakema, 1988
 340Terry Metcalf, 1974
 337Stump Mitchell, 1983

Game

- 145Vai Sihakema vs. Tampa Bay, Dec. 21, 1986
 143Chuck Latourette at New Orleans, Sept. 29, 1968
 142John Roland at Philadelphia, Oct. 2, 1966
 99Don Paul at Philadelphia, Nov. 19, 1950
 97Frank Bernardi at Washington, Oct. 14, 1956
 96John "Red" Cochran at Detroit, Nov. 6, 1949
 Vai Sihakema vs. N.Y. Giants, Dec. 13, 1987

Opponent/Game

- 118Derrick Shepard at Washington, Oct. 3, 1987
 107Dennis Morgan vs. Dallas, Oct. 13, 1974

Longest Punt Return

- 951Frank Bernardi at Washington, Oct. 14, 1956
 881Phil Sarboe vs. N.Y. Giants, Oct. 17, 1935
 861John Roland at Philadelphia, Oct. 2, 1966
 Chuck Latourette at New Orleans, Sept. 29, 1968
 841Ken Hall vs. Pittsburgh, Nov. 1, 1959

Opponent/Game

- 981Dennis Morgan vs. Dallas, Oct. 13, 1974
 811Lionel James at San Diego, Sept. 20, 1987
 801Roy Jefferson vs. Pittsburgh, Nov. 10, 1968

Average Yards

Career

- 13.7Charley Trippi, 1947-55 (63-864)
 12.0Willard Harrell, 1978-84 (71-854)
 11.8Vai Sihakema, 1986- (120-1,413)
 11.5Terry Metcalf, 1973-77 (80-921)
 8.8Stump Mitchell, 1981- (156-1,377)

Season (15 or more returns)

- 20.93John "Red" Cochran, 1949 (15-314)
 20.88Jerry Davis, 1948 (16-334)
 13.1Terry Metcalf, 1974 (26-340)
 12.5Vai Sihakema, 1987 (44-550)
 12.4Terry Metcalf, 1975 (23-285)
 12.3Chuck Latourette, 1968 (28-345)
 12.1Vai Sihakema, 1986 (43-522)
 12.1Frank Bernardi, 1956 (18-217)
 11.4Charley Trippi, 1953 (21-239)
 11.7Vai Sihakema, 1989 (37-433)
 10.9J.T. Smith, 1985 (26-283)
 10.3Vai Sihakema, 1988 (33-341)

Game

- 47.7Chuck Latourette at New Orleans, Sept. 29, 1968
 (3-143)
 47.3John Roland at Philadelphia, Oct. 2, 1966 (3-142)
 36.3Vai Sihakema vs. Tampa Bay, Dec. 21, 1986
 (4-145)
 33.0Don Paul at Philadelphia, Nov. 19, 1950 (3-99)
 32.3Frank Bernardi at Washington, Oct. 14, 1956 (3-97)
 31.7Bobby Joe Conrad vs. Philadelphia, Oct. 15, 1961
 (3-95)
 31.0Vai Sihakema at Washington, Oct. 8, 1989
 (2-62)

Opponent/Game

- 39.3Derrick Shepard at Washington, Oct. 4, 1987
 (3-118)
 23.5Roy Jefferson vs. Pittsburgh, Nov. 10, 1968
 (4-94)
 23.3Bob Hayes at Dallas, Nov. 23, 1967 (4-93)

Most Touchdowns

- 3Ollie Matson, 1954-55
 2Vai Sihakema, 1986 (both vs. Tampa Bay,
 Dec. 21, 1986)

Jerry Davis, 1948
 Charley Trippi, 1948
 John "Red" Cochran, 1949
 Billy Stacy, 1959

(Continued on page 232)

Kickoff Returns

Total

Career

- 177**Stump Mitchell, 1981-137****Vai Sihakema, 1986-107** Terry Metcalf, 1973-77
86 Ollie Matson, 1952, '54-58
82**Roy Green, 1979-78** Willard Harrell, 1978-84
66 Charley Trippi, 1947-55

Season

- 55**Stump Mitchell, 1981**
46 Chuck Latourette, 1968
43**Vai Sihakema, 1989**
41**Roy Green, 1979**
37**Vai Sihakema, 1986**
36**Stump Mitchell, 1983**
35 Terry Metcalf, 1975
Stump Mitchell, 1984

Game

- 7 Willie Carter vs. Philadelphia, Oct. 25, 1953
Terry Metcalf vs. Dallas, Oct. 9, 1977
Stump Mitchell at Atlanta, Oct. 18, 1981
Stump Mitchell at Washington, Nov. 1, 1981
6 Woodley Lewis vs. Philadelphia, Nov. 3, 1957
Bill Triplett vs. Green Bay, Oct. 20, 1963
Jerry Stovall at Cleveland, Sept. 20, 1964
Bobby Williams at Dallas, Nov. 23, 1967
George Hoey vs. Philadelphia, Nov. 21, 1971
Willard Harrell vs. Baltimore, Oct. 8, 1978
Stump Mitchell vs. Dallas, Sept. 11, 1983
Stump Mitchell at Washington, Nov. 6, 1983
Stump Mitchell at Philadelphia, Oct. 13, 1985
Clyde Duncan at N.Y. Giants, Sept. 22, 1985
Vai Sihakema at N.Y. Giants, Dec. 4, 1988

Opponent/Game

- 8 Gary Ellerson vs. Green Bay, Sept. 29, 1985
7 Jimmy Edwards vs. Minnesota, Nov. 4, 1979

Kickoff Return Yardage

Career

- 4,007 ..**Stump Mitchell, 1981-2,957** ..**Vai Sihakema, 1986-88**
2,804 .. Terry Metcalf, 1973-77
2,453 .. Ollie Matson, 1952, '54-58
1,899 ..**Roy Green, 1979-86**
1,564 .. Willard Harrell, 1978-83

Season

- 1,292 ..**Stump Mitchell, 1981**
1,005 ..**Roy Green, 1979**
960 .. Terry Metcalf, 1975
874 ..**Vai Sihakema, 1989**
847 ..**Vai Sihakema, 1986**
804 ..**Stump Mitchell, 1984**

Game

- 203 George Hoey vs. Philadelphia, Nov. 21, 1971
185 Les Goble at N.Y. Giants, Sept. 26, 1954
178**Stump Mitchell at Atlanta, Oct. 18, 1981**
177 Don Shy vs. Washington, Sept. 23, 1973
174 Terry Metcalf vs. Buffalo, Nov. 27, 1975
162 Terry Metcalf at Washington, Oct. 13, 1975
160**Stump Mitchell vs. Dallas, Sept. 11, 1983**

Opponent/Game

- 225 Herb Mul-Key vs. Washington, Sept. 23, 1973

Longest Kickoff Return

- *106t ..**Roy Green at Dallas, Oct. 21, 1979**
105t .. Frank Seno at N.Y. Giants, Oct. 20, 1946
105t .. Ollie Matson at Washington, Oct. 14, 1956
103t .. George Hoey vs. Philadelphia, Nov. 21, 1971
102t .. Doug Russell vs. Cincinnati, Sept. 23, 1934
101t .. Ollie Matson vs. Pittsburgh, Nov. 23, 1958
100t .. Ollie Matson vs. Chicago, Oct. 5, 1952
John Gilliam at Green Bay, Dec. 21, 1969
*NFL record

Opponent/Game

- 100t .. Dennis Pearson vs. Atlanta, Dec. 17, 1978

Average Yards

Career

- 28.5 ... Ollie Matson, 1952, '54-58
26.2 ... Terry Metcalf, 1973-77

- 23.1 ...**Roy Green, 1979-22.6** ...**Stump Mitchell, 1981-22.2** ...**Vai Sihakema, 1986-**

Season (15 or more attempts)

- 35.5 ... Ollie Matson, 1958 (14-497)
31.2 ... Ollie Matson, 1952 (20-623)
Terry Metcalf, 1974 (20-623)

- 29.2 .. Jerry Davis, 1948 (15-437)
28.3 ... Don Paul, 1951 (15-424)

Game (3 or more attempts)

- 48.3 ... John Gilliam at Green Bay, Dec. 21, 1969
(3-145)

- 47.0 ... Terry Metcalf at Houston, Oct. 20, 1974
(3-141)

- 46.3 ... Les Goble vs. N.Y. Giants, Sept. 26, 1954
(4-185)

- 43.0 ... Chuck Latourette at Philadelphia, Nov. 3, 1968
(3-129)

- 40.5 ... Terry Metcalf vs. Washington, Nov. 16, 1975
(4-162)

Opponent/Game

- 59.0 ... Timmy Brown at Philadelphia, Sept. 22, 1963
(3-177)

Most Career Touchdowns

- **6 Ollie Matson, 1952 (2), '54, '56, '58 (2)
2 Les Goble, 1954 (2)
Terry Metcalf, 1974-75
**Ties NFL record

Most Season Touchdowns

- 2 Ollie Matson, 1952 and '58 (twice)
Les Goble, 1954

Combined Kick Return Yards

Season

- 1,737 ..**Stump Mitchell, 1981 (1,292 kickoff-445 punt)**
1,582 .. Chuck Latourette, 1968 (1,237 kickoff-345 punt)
1,369 ..**Vai Sihakema, 1986 (847 kickoff-522 punt)**
1,311 ..**Vai Sihakema, 1987 (761 kickoff-550 punt)**
1,307 ..**Vai Sihakema, 1989 (874 kickoff-433 punt)**
1,245 .. Terry Metcalf, 1975 (960 kickoff-285 punt)
1,137 ..**Stump Mitchell, 1984 (804 kickoff-333 punt)**
1,115 ..**Stump Mitchell, 1983 (778 kickoff-337 punt)**
1,047 ..**Roy Green, 1979 (1,005 kickoff-42 punt)**

Fumbles

Total

Season

- 15Paul Christman, 1946
 Sam Etcheverry, 1961
 Terry Metcalf, 1976
 14John David Crow, 1962
 Terry Metcalf, 1974
 Ottis Anderson, 1981

Game

- 6Sam Etcheverry at N.Y. Giants, Sept. 17, 1961
 5Paul Christman at Green Bay, Oct. 10, 1946

Opponent Fumbles Recovered

Career

- 19Roger Wehrli, 1969-82
 Mark Arneson, 1972-80
 16Bill Koman, 1959-67
 14Chuck Walker, 1964-72
 12Leo Sugar, 1954-60
Larry Wilson, 1960-72
 Larry Stallings, 1963-75

Season

- 5Tom Wham, 1950
 Chuck Walker, 1969
 4Tom Wham, 1949
 Larry Stallings, 1972
 Curtis Greer, 1981
 Lee Nelson, 1983

Game

- 3Corwin Clatt at Detroit, Nov. 6, 1949
 2Many times, **most recently by Cedric Mack**
at Tampa Bay, Dec. 20, 1987

Miscellaneous

Service

Most Seasons

- 18Jim Hart, 1966-83
 17Jim Bakken, 1962-78
 15Jackie Smith, 1963-77
 14Ernie McMillan, 1961-74
 Larry Stallings, 1963-76
 Roger Wehrli, 1969-82
13Larry Wilson, 1960-72
 12Ken Gray, 1958-69
 Mel Gray, 1971-82
 Dan Dierdorf, 1971-78, '80-83

Most Consecutive Games Played

- 234Jim Bakken, 1962-78
 162Ernie McMillan, 1961-73
 148Bobby Joe Conrad, 1958-68
 134Tom Brahaney, 1973-80
 121Jackie Smith, 1963-71

Own Fumbles Recovered

Season

- 8Paul Christman, 1945
 7John Roach, 1960
 Terry Metcalf, 1974

Game

- 4Sam Etcheverry at N.Y. Giants, Sept. 17, 1961

Most Fumbles Returned For Touchdown

Career

- 3Leo Sugar, 1954, '57 (2)
 2Don Brumm, 1965, '68
Larry Wilson, 1963, '69
 Larry Stallings, 1965, '69

Season

- 2Leo Sugar, 1957

Longest Fumble Returned

- 881Larry Wilson at Green Bay, Dec. 21, 1969**
 831Vince Banonis vs. N.Y. Giants, Nov. 30, 1947
 771Mark Jackson vs. New Orleans, Oct. 11, 1987
 721Steve Neils vs. Cleveland, Oct. 28, 1979
 711Ron Yankowski at Washington, Sept. 22, 1974

Most Games Played

- 234Jim Bakken, 1962-78
 199Jim Hart, 1966-83
 198Jackie Smith, 1963-77
 193Roger Wehrli, 1969-82
 180Larry Stallings, 1963-76
 178Ernie McMillan, 1961-74
169Larry Wilson, 1960-72
 160Dan Dierdorf, 1971-83

Most Seasons, Head Coach

- 6Jim Hanifan, 1980-85
 Jim Conzelman, 1940-42, '46-48
 5Charley Winner, 1966-70
 Don Coryell, 1973-77
 4Milan Creighton, 1935-38
 Frank "Pop" Ivy, 1958-61
 Wally Lemm, 1962-65

Team Records

Scoring

Most Points Scored

Season	
4231984
3951948
3791983
3621987
3581949
3571964

Opponent/Season	
4281983
4141985
4081981
3981988
3891969

Game

65At N.Y. Bulldogs, Nov. 13, 1949
63At N.Y. Giants, Oct. 17, 1948
60Vs. Rochester, Oct. 7, 1948
	At Minnesota, Oct. 6, 1963

Opponent/Game

56Vs. Philadelphia, Oct. 25, 1953
55Vs. Miami, Nov. 24, 1977
	At Green Bay, Nov. 1, 1924

Most Points Both Teams

Game	
98Cardinals 63 at N.Y. Giants 35, Oct. 17, 1948
93Cardinals 42 vs. New Orleans 51, Nov. 2, 1969
85Cardinals 65 at N.Y. Bulldogs 20, Nov. 13, 1949

Fewest Points Scored Season

741936
841939
951943

Opponent/Season

1701982
1821956
1981946
2181974

Most TDs Scored Season

531948
511984
481949
471983
461987
441963
1988

Opponent/Season

561983
511988
501981
481969
1987
471985
461958
1967

Game

9	...Vs. Rochester, Oct. 7, 1923
	At N.Y. Giants, Oct. 17, 1948
	At N.Y. Bulldogs, Nov. 13, 1949
8	...Vs. Detroit, Nov. 7, 1948
	At Minnesota, Oct. 6, 1963

Opponent/Game

8	..Vs. Philadelphia, Oct. 25, 1953
	At Green Bay, Nov. 1, 1942
	Vs. Miami, Nov. 24, 1977

Both Teams/Game

14	...Cardinals 9 at N.Y. Giants 5, Oct. 17, 1948
13	...Cardinals 6 vs. New Orleans 7, Nov. 2, 1969
12	...Cardinals 9 at N.Y. Bulldogs 3, Nov. 13, 1949

Fewest TDs Scored

Season

161982
221972
241971
281966
271986

Opponent/Season

211982
231956
271970
1974
1982

Most TDs Rushing

Season

251948
221949
1968
211947
1984

Opponent/Season

261958
241953
231983
211950
201981
191963
1976
1988

Game

6	..Vs. Chicago Bears, Nov. 28, 1929
---	------------------------------------

Opponent/Game

4Seven times, most recently at N.Y. Giants, Dec. 5, 1988.
---	--

Most TDs Passing Season

301963
291983
281984
261988
251987
231958
221948

Opponent/Season

381969
341985
301987
1988
291954
1981

Game

6	...At N.Y. Bulldogs, Nov. 13, 1949
	Vs. Baltimore, Oct. 2, 1950
	At Cleveland, Sept. 26, 1965
	Vs. New Orleans, Nov. 2, 1969
5	...At N.Y. Giants, Oct. 17, 1948
	At Los Angeles, Sept. 23, 1960
	Vs. Dallas, Dec. 9, 1962

Opponent/Game

6Vs. Miami, Nov. 24, 1977
	Vs. New Orleans, Nov. 2, 1969

Both Teams/Game

*12	...Cardinals 6 vs. New Orleans 6, Nov. 2, 1969
10	..Cardinals 4 at Chicago Bears 6, Dec. 5, 1937
9	...Cardinals 5 at N.Y. Giants 4, Oct. 17, 1948
	Cardinals 3 at Chicago Bears 6, Dec. 11, 1949
	Cardinals 4 at Washington 5, Nov. 9, 1958
	*NFL record

Most TDs**By Interception****Season**

5	1961
	1964
3	1949
	1955
	1966

Opponent/Season

5	1967
	1983

Game

2	Many times, most recently at Philadelphia, Oct. 2, 1966
---	---

Opponent/Game

2	...Vs. San Francisco, Sept. 18, 1983
---	--------------------------------------

Most TDs**By Kickoff Returns****Season**

3	1954
---	------

Opponent/Season

2	1978
---	------

Game

1	Many times, most recently at Dallas, Oct. 21, 1979
---	--

Opponent/Game

1	Many times, most recently vs. Pittsburgh, Oct. 9, 1988
---	--

Most TDs**By Punt Returns****Season**

5	1959
4	1948

Opponent/Season

1	Seven times, most recently vs. Kansas City, Nov. 23, 1980
---	---

Game

2	...Vs. Tampa Bay, Dec. 21, 1986
	Vs. Pittsburgh, Nov. 1, 1959
	Vs. N.Y. Giants, Nov. 22, 1959

Fewest TDs**By Rushing****Season**

8	1986
	1961
	1971
9	1972
10	1963
	1966
	1982
	1989

Opponent/Season

5	1982
8	1948
9	1952
11	1985

Fewest TDs**Passing****Season**

6	1982
11	1972
12	1980
13	1966
14	1971

Opponent/Season

8	1956
11	1974
12	1971

Most PATs Scored**Season**

53	1948
48	1984
47	1988
46	1949
45	1983
44	1963
	1987

Opponent/Season

51	1983
48	1981
47	1969
46	1985
45	1987

Game

9	...Vs. N.Y. Giants, Oct. 17, 1948
8	...Vs. Detroit, Nov. 7, 1948
	Vs. N.Y. Bulldogs, Nov. 13, 1949
	At Minnesota, Oct. 6, 1963

Opponent/Game

7	...Vs. Miami, Nov. 24, 1977
	At N.Y. Giants, Dec. 7, 1969
	Vs. Philadelphia, Nov. 8, 1981

Both Teams/Game

14	...Cardinals 9 at N.Y. Giants 5, Oct. 17, 1948
12	...Cardinals 6 vs. New Orleans 6, Nov. 2, 1969
11	...Cardinals 6 vs. Philadelphia 5, Dec. 16, 1962

FGs Attempted**Season**

40	1966
39	1967
38	1964

Game

9	...At Pittsburgh, Sept. 24, 1967
7	...At Atlanta, Dec. 11, 1966
	At Atlanta, Dec. 9, 1973
6	...At Pittsburgh, Nov. 13, 1966
	Vs. Green Bay, Sept. 19, 1976

Most FGs Made**Season**

27	1967
25	1964
23	1966
	1973
	1984

Opponent/Season

29	1989
28	1985
	1972
27	1964
25	1971
	1984
24	1986
	1973

Game

7	...At Pittsburgh, Sept. 24, 1967
6	...At Atlanta, Dec. 9, 1973
5	...Vs. Philadelphia, Dec. 13, 1964
	Vs. Green Bay, Sept. 19, 1976
4	...Vs. Columbus, Oct. 11, 1925
	At Cleveland, Sept. 20, 1964
	At Atlanta, Oct. 10, 1971
	At Dallas, Dec. 18, 1971
	At Dallas, Oct. 29, 1989

Opponent/Game

4	Many times, most recently at N.Y. Giants, Sept. 24, 1989
---	--

Both Teams/Game

8	...Cardinals 4 at Cleveland 4, Sept. 20, 1964
7	...Cardinals 7 at Pittsburgh 0, Sept. 24, 1967
	Cardinals 6 at Atlanta 1, Dec. 9, 1973

Most Consecutive**Games Scoring FGs**

19	Game 4 in 1966 through Game 8 in 1967
----	---------------------------------------

Highest Score**By Quarters****First Quarter**

27	...Vs. Green Bay, Nov. 27, 1949
----	---------------------------------

Second Quarter

31	...Vs. N.Y. Bulldogs, Nov. 13, 1949
----	-------------------------------------

Third Quarter

35	...Vs. Boston, Oct. 24, 1948
----	------------------------------

Fourth Quarter

28	...Vs. Philadelphia, Dec. 7, 1947
	Vs. Baltimore, Oct. 2, 1950
	At Minnesota, Oct. 6, 1963
	Vs. Pittsburgh, Nov. 30, 1969
	Vs. Tampa Bay, Nov. 8, 1987

(Continued on page 236)

(Team Scoring Records continued from page 235)

Opponent Highest Score By Quarters

First Quarter

21 ...Vs. Philadelphia, Dec. 10, 1988
17 ...At L.A. Raiders, Dec. 11, 1989
At Baltimore, Oct. 12, 1964

Second Quarter

27 ...At San Diego, Sept. 26, 1976

Third Quarter

21 ...Vs. New Orleans, Nov. 2, 1969
At N.Y. Giants, Dec. 7, 1969
At Dallas, Sept. 28, 1975
Vs. San Francisco, Sept. 18, 1983
At Washington, Nov. 6, 1983
At Cleveland, Sept. 8, 1985
Vs. Green Bay, Sept. 29, 1985
Vs. Washington, Dec. 6, 1987

Fourth Quarter

21 ...At N.Y. Giants, Nov. 4, 1962
Vs. Cleveland, Dec. 28, 1979
Vs. Philadelphia, Nov. 8, 1981
At Kansas City, Oct. 2, 1983
Vs. Minnesota, Oct. 30, 1983

Score By Quarters Both Teams

First Quarter

28 ...Cardinals 14 at Dallas 14,
Nov. 23, 1967

Second Quarter

47 ...Cardinals 27 vs. Philadelphia 20,
Dec. 13, 1964

Third Quarter

35 ...Cardinals 35 vs. Boston 0,
Oct. 24, 1948
Cardinals 14 at Dallas 21,
Sept. 28, 1975

Fourth Quarter

42 ...Cardinals 28 at Philadelphia 14,
Dec. 7, 1947

Score By Halves

First Half

38 ...At Cleveland, Sept. 26, 1965
37 ...Vs. San Diego, Nov. 20, 1980
31 ...Vs. Philadelphia, Dec. 16, 1962
30 ...At N.Y. Jets, Nov. 23, 1975

Second Half

38 ...Vs. Dallas, Dec. 9, 1962
35 ...Vs. Pittsburgh, Nov. 30, 1969
At Minnesota, Oct. 6, 1963
31 ...At Philadelphia, Nov. 3, 1962
Vs. Washington, Dec. 3, 1961
Vs. Pittsburgh, Dec. 16, 1960

Opponent Score By Halves

First Half

36 ...At L.A. Rams, Dec. 15, 1985
33 ...At San Diego, Sept. 26, 1976

Second Half

35 ...Vs. Philadelphia, Nov. 8, 1981

First Downs

Most First Downs

Season

345	1984
336	1988
325	1987
309	1976
305	1979
301	1985
300	1981
295	1983
281	1978
	1980

Opponent/Season

329	1989
328	1981
314	1985
311	1980
307	1973
306	1987
304	1986
302	1979
301	1988

Game

32	At N.Y. Bulldogs, Nov. 13, 1949
31	Vs. Washington, Nov. 16, 1975
30	Vs. Philadelphia, Dec. 16, 1962
	At L.A. Rams, Oct. 2, 1988
29	At N.Y. Giants, Nov. 4, 1962
	Vs. Philadelphia, Oct. 10, 1976
	Vs. Minnesota, Nov. 4, 1979
	At New Orleans, Oct. 5, 1980

Opponent/Game

34	Vs. Miami, Nov. 24, 1977
	Vs. Atlanta, Nov. 9, 1980

Both Teams/Game

54	Cardinals 31 vs. New Orleans 23, Oct. 23, 1977
53	Cardinals 19 vs. Atlanta 34, Nov. 9, 1980
	Cardinals 30 at L.A. Rams 23, Oct. 2, 1988
52	Cardinals 32 at N.Y. Bulldogs 20, Nov. 13, 1949
	Cardinals 17 at Pittsburgh 35, Dec. 13, 1958
	Cardinals 29 vs. Minnesota 23, Nov. 4, 1979
	Cardinals 26 vs. Tampa Bay 26, Nov. 8, 1987
50	Cardinals 25 vs. Cleveland 25, Nov. 4, 1951
	Cardinals 23 at Washington 27, Nov. 9, 1958
	Cardinals 29 vs. Pittsburgh 22, Dec. 13, 1964
	Cardinals 22 vs. Dallas 28, Dec. 7, 1975
49	Cardinals 26 at L.A. Raiders 23, Dec. 11, 1983
48	Cardinals 23 at Philadelphia 25 (OT), Dec. 7, 1986
	Cardinals 24 vs. Green Bay 24, Sept. 29, 1985
	Cardinals 27 vs. Cleveland 21, Oct. 23, 1988
	Cardinals 25 at Seattle 23, Sept. 17, 1989

Fewest First Downs

Season

101	1939
102	1943
115	1945

Opponent/Season

140	1946
158	1960
163	1982

Game

5	Vs. N.Y. Giants, Oct. 8, 1961
6	At Detroit, Dec. 6, 1970
7	At N.Y. Giants, Dec. 4, 1988
	Vs. Denver, Dec. 16, 1989
8	At Baltimore, Nov. 19, 1961
	At Philadelphia, Oct. 2, 1966
	At Philadelphia, Dec. 14, 1980

Opponent/Game

3	At New Orleans, Oct. 5, 1980
---	------------------------------

Most First Downs Rushing

Season

145	1979
140	1976
135	1948
	1981
131	1975
129	1984
128	1960
125	1986
123	1980
	1983

Opponent/Season

135.....	1973
134.....	1981
131.....	1978
126.....	1950
125.....	1979

Game

23.....	At New Orleans, Oct. 5, 1980
19.....	Vs. Green Bay, Dec. 5, 1948
18.....	Vs. Minnesota, Nov. 4, 1979
17.....	At Philadelphia, Sept. 22, 1963
	At N.Y. Giants, Dec. 12, 1976

Opponent/Game

19.....	Vs. Miami, Nov. 24, 1977
---------	--------------------------

Both Teams/Game

28.....	Cardinals 8 at Cleveland 20, Nov. 12, 1958
	Cardinals 17 at N.Y. Giants 11, Dec. 12, 1976

27.....	Cardinals 17 at N.Y. Bulldogs
---------	-------------------------------

10, Nov. 13, 1949
Cardinals 15 at Pittsburgh 12,
Nov. 1, 1959

Cardinals 9 at Oakland 18,
Oct. 7, 1973

26.....	Cardinals 14 at Washington 12, Oct. 21, 1951
---------	---

Cardinals 14 vs. Washington 12,
Sept. 27, 1970

**Most First Downs
Passing****Season**

200.....	1984
195.....	1988
189.....	1987
171.....	1985
158.....	1978
157.....	1989
152.....	1964
149.....	1986
148.....	1983
143.....	1965

Opponent/Season

185.....	1969
	1989
176.....	1980
171.....	1988
169.....	1985
168.....	1987
162.....	1981
161.....	1983
157.....	1973
	1984

Game

22.....	Vs. Philadelphia, Dec. 13, 1964
21.....	Vs. Dallas, Nov. 11, 1984
19.....	At San Diego, Sept. 20, 1987
18.....	At Dallas, Nov. 28, 1985
	Vs. Philadelphia, Dec. 16, 1962
	At Washington, Dec. 16, 1984

17.....	Vs. Detroit, Sept. 28, 1947
	Vs. Minnesota, Nov. 11, 1974
	At Atlanta, Nov. 29, 1987
	At Washington, Oct. 16, 1988

Opponent/Game

22.....	At N.Y. Giants, Dec. 7, 1969
---------	------------------------------

Both Teams/Game

34.....	Cardinals 12 at Pittsburgh 21, Dec. 13, 1958
---------	---

33.....	Cardinals 16 vs. Miami 17, Sept. 30, 1984
---------	--

33.....	Cardinals 22 vs. Philadelphia 11, Dec. 13, 1964
---------	--

Cardinals 12 vs. Atlanta 21,
Nov. 9, 1980

**Most First Downs
Penalty****Season**

31.....	1973
30.....	1947
28.....	1964
25.....	1976
24.....	1979
	1981
	1983
23.....	1950
22.....	1989

Opponent/Season

32.....	1966
31.....	1989
30.....	1986
	1985
	1970
28.....	1979
25.....	1984
24.....	1975

Game

5.....	At Washington, Nov. 23, 1947
	Vs. Philadelphia, Oct. 10, 1976
	At L.A. Raiders, Dec. 11, 1983
4.....	Many times, most recently vs. N.Y. Giants, Nov. 5, 1989

Opponent/Game

5.....	Seven times, most recently vs. Tampa Bay, Nov. 8, 1987
--------	---

Both Teams/Game

10.....	Cardinals 5 vs. Philadelphia 5, Oct. 10, 1976
9.....	Cardinals 4 vs. Dallas 5, Nov. 4, 1985
8.....	Cardinals 4 vs. Washington 4, Oct. 20, 1968
	Cardinals 3 at Dallas 5, Nov. 3, 1974

**Fewest First Downs
Rushing****Season**

68.....	1972
71.....	1982
83.....	1961
	1969
	1989
86.....	1971

Opponent/Season

56.....	1960
58.....	1982
68.....	1966

Game

1.....	Seven times, most recently vs. Dallas, Nov. 12, 1989 and vs. Denver, Dec. 16, 1989
--------	--

Opponent/Game

0.....	At N.Y. Giants, Nov. 6, 1966
	At New Orleans, Oct. 5, 1980

**Fewest First Downs
Passing****Season**

81.....	1982
88.....	1960
102.....	1972
104.....	1970
107.....	1968
108.....	1966

Opponent/Season

52.....	1946
79.....	1950
	1956
	1957
82.....	1952

Game

0.....	Vs. New Orleans, Oct. 11, 1987
1.....	At Atlanta, Dec. 9, 1973
2.....	Seven times, most recently vs. Wash., Dec. 21, 1980

Opponent/Game

2.....	Vs. Green Bay, Sept. 19, 1976
	Vs. Washington, Sept. 19, 1971
	Vs. L.A. Rams, Nov. 4, 1984

**Fewest First Downs
By Penalty****Season**

9.....	1961
10.....	1974
	1982
11.....	1952
	1972

Opponent/Season

7.....	1982
9.....	1952
	1957
	1960
10.....	1947
	1953

(Continued on page 238)

(Team Records continued from page 237)

Total Yards

Most Net Yards Gained

Season	Year
6,348	1984
5,807	1988
5,326	1987
5,136	1976
5,125	1978
5,086	1985
5,077	1981
4,955	1975
4,870	1963
4,858	1980
Opponent/Season	
5,877	1989
5,723	1981
5,384	1980
5,384	1987
5,381	1985
5,176	1969
5,169	1988
Game	
589	...Vs. Philadelphia, Dec. 16, 1982
579	...At N.Y. Giants, Oct. 17, 1948

572	...At N.Y. Bulldogs, Nov. 13, 1949
527	...Vs. Dallas, Dec. 9, 1962
525	...At Washington, Nov. 20, 1960
520	...At Minnesota, Oct. 6, 1963
519	...At L.A. Rams, Oct. 2, 1988
499	...Vs. Washington, Nov. 6, 1960
495	...Vs. N.Y. Giants, Nov. 13, 1988
490	...At Cleveland, Sept. 26, 1965
489	...Vs. Pittsburgh, Oct. 13, 1963
Opponent/Game	
683	...At Pittsburgh, Dec. 13, 1958
596	...At Chicago, Dec. 11, 1949
578	...At Dallas, Sept. 30, 1973
563	...Vs. Atlanta, Nov. 9, 1980
552	...At N.Y. Giants, Nov. 12, 1950
552	...Vs. Miami, Sept. 30, 1984

Both Teams/Game	Year
1,087	...Cardinals 589 vs. Philadelphia 498, Dec. 16, 1962
997	...Cardinals 445 vs. Miami 552, Sept. 30, 1984
986	...Cardinals 478 vs. New Orleans 508, Nov. 2, 1969

Fewest Net Yards Gained

Season	Year
1,337	1933
1,854	1943
2,027	1939
Opponent/Season	
1,578	1934
2,029	1960
2,848	1982
2,882	1946
3,029	1960
3,492	1966

Game	Year
14	...Vs. Detroit, Sept. 15, 1940
49	...At Philadelphia, Dec. 4, 1955
86	...Vs. Pittsburgh, Sept. 26, 1955
101	...Vs. Denver, Dec. 16, 1989
113	...At Chicago, Dec. 16, 1979
122	...At Baltimore, Sept. 17, 1972
125	...At Philadelphia, Dec. 14, 1980

Both Teams/Game	Year
30	...Cardinals 14 Vs. Detroit 16, Sept. 15, 1940

Rushing

Most Yards Rushing

Season	Year
2,582	1979
2,560	1948
2,404	1975
2,356	1960
Opponent/Season	
2,428	1981
2,395	1978
2,378	1985
2,302	1989
2,237	1977
2,227	1986
2,204	1979
Game	
330	...At New Orleans, Oct. 5, 1980
325	...Vs. Minnesota, Nov. 4, 1979
320	...At Green Bay, Oct. 10, 1948
319	...Vs. N.Y. Bulldogs, Oct. 30, 1949
308	...At N.Y. Giants, Nov. 13, 1949

Opponent/Game	Year
332	...At Cleveland, Oct. 12, 1958
309	...At N.Y. Giants, Nov. 12, 1950
272	...At New Orleans, Sept. 4, 1983
267	...Vs. Denver, Dec. 16, 1989
266	...At Baltimore, Oct. 12, 1964
Both Teams/Game	
489	...Cardinals 308 vs. N.Y. Giants 181, Oct. 30, 1949
480	...Cardinals 148 vs. Cleveland 332, Nov. 12, 1958
465	...Cardinals 216 at N.Y. Giants 249, Nov. 30, 1947

Fewest Yards Rushing

Season	Year
709	1943
835	1939
912	1940
Opponent/Season	
995	1982
1,192	1966
1,212	1960
1,249	1946

Game	Year
-1	...At N.Y. Giants, Oct. 18, 1953
14	...At Detroit, Sept. 15, 1940
Opponent/Game	
-24	...At Detroit, Oct. 13, 1946
-17	...At Detroit, Sept. 30, 1946
-10	...At Detroit, Sept. 15, 1940

Highest Average Season

4.87	1960
4.82	1948
4.73	1985
4.66	1970

Most Attempts Rushing

Season	Year
580	1976
554	1978
531	1948
527	1956
525	1983
519	1980
	1981
507	1977

Opponent/Season

588	1979
567	1979
560	1986
552	1985
539	1989
509	1981

Game

70.....	Vs. Green Bay, Dec. 5, 1948
69.....	Vs. Green Bay, Nov. 6, 1936

Opponent/Game

60.....	At N.Y. Giants, Dec. 4, 1977
59.....	Vs. Buffalo, Nov. 27, 1975
56.....	Vs. Washington Nov. 21, 1976
	Vs. Green Bay, Oct. 20, 1963

Passing**Most Net Yards Passing****Season**

4,262	1984
3,780	1988
3,453	1987
3,280	1989
3,171	1978
3,112	1985
3,100	1962
3,063	1980
3,031	1963
2,943	1965

Opponent/Season

3,616	1980
3,575	1989
3,547	1981
3,532	1969
3,383	1987
3,244	1988
3,171	1984
3,029	1973

Game

472 ...	At Pittsburgh, Dec. 13, 1956
468 ...	At Chicago, Dec. 11, 1949
444 ...	At Washington, Dec. 16, 1984
430 ...	Vs. Detroit, Sept. 28, 1947
422 ...	Vs. Philadelphia, Oct. 3, 1954
	At Green Bay, Dec. 21, 1969

415 ...	Vs. Philadelphia, Dec. 16, 1962
412 ...	At San Diego, Sept. 20, 1987
408 ...	Vs. Pittsburgh, Oct. 13, 1963

Opponent/Game

468 ...	At Chicago Bears, Dec. 11, 1949
422 ...	At Green Bay, Dec. 21, 1969

Both Teams/Game

*108 ..	Cardinals 70 vs. Green Bay 38, Dec. 5, 1948
101 ...	Cardinals 69 Vs. Green Bay 32, Dec. 6, 1936
	*NFL record

Fewest Rushing Attempts**Season**

307	1982
322	1953
334	1945

Both Teams/Game

834	Cardinals 415 vs. Philadelphia 419, Dec. 16, 1962
748 ...	Cardinals 280 at Chicago Bears 468, Dec. 11, 1949
728	Cardinals 308 vs. Miami 428, Sept. 30, 1984
719 ...	Cardinals 374 vs. New Orleans 345, Nov. 2, 1969

Fewest Net Yards Passing**Season**

1,811	1960
1,940	1966
1,973	1961
2,038	1972
2,187	1968
2,350	1933

Opponent/Season

625	1934
1,524	1956
1,603	1946
1,817	1960
1,853	1982
2,107	1970

Game

-12 ...	Vs. Washington, Dec. 21, 1980
0 ...	Vs. Detroit, Nov. 3, 1935
	Vs. Philadelphia, Nov. 8, 1936
	At Detroit, Sept. 15, 1940
4 ...	Vs. New Orleans, Oct. 11, 1987
6 ...	Vs. Dallas, Dec. 16, 1973
9 ...	Vs. Atlanta, Dec. 9, 1973

Opponent/Season

256	1982
344	1960

Game

6 ...	Vs. Boston, Oct. 29, 1933
12 ...	Vs. Green Bay, Oct. 20, 1963
	Vs. Denver, Dec. 16, 1989

Opponent/Game

8 ...	Vs. Buffalo, Sept. 9, 1984
12 ...	Vs. Atlanta, Dec. 18, 1983
13 ...	At Philadelphia, Oct. 28, 1984
15 ...	At New England, Dec. 2, 1984
	At Houston, Oct. 7, 1979

25 ...	Vs. Philadelphia, Dec. 4, 1960
--------	--------------------------------

29 ...	Vs. Pittsburgh, Nov. 27, 1966
--------	-------------------------------

Opponent/Game

-16 ...	At Pittsburgh, Oct. 17, 1965
1 ...	Vs. Philadelphia, Nov. 8, 1936
16 ...	Vs. Dallas, Dec. 10, 1961
24 ...	At N.Y. Giants, Dec. 10, 1978

Both Teams/Game

1 ...	Cardinals 0 at Phila. 1, Nov. 8, 1936
40 ...	Cardinals 9 at Atlanta 31, Dec. 9, 1973
77 ...	Cardinals 29 vs. Pittsburgh 48, Nov. 27, 1966
96 ...	Cardinals 54 vs. Cleveland 42, Nov. 27, 1957

Most Gross Yards Passing**Season**

4,639	1984
4,191	1988
3,850	1987
3,659	1989
3,581	1985
3,403	1963
3,388	1962
3,357	1978
3,309	1983
3,222	1965

(Continued on page 240)

(Team Passing Records continued on page 239)

Opponent/Season	
3,794	1989
3,752	1969
3,668	1987
3,635	1983
3,616	1980
3,539	1988

Game

468	...At Washington, Dec. 16, 1984
457	...At San Diego, Sept. 20, 1987
438	...Vs. Pittsburgh, Oct. 13, 1963
397	...At Minnesota, Oct. 6, 1963
390	...At Philadelphia (OT), Dec. 7, 1986

384	...Vs. Philadelphia, Dec. 10, 1988
374	...Vs. New Orleans, Nov. 2, 1969
372	...At N.Y. Giants, Nov. 4, 1962 Vs. N.Y. Giants, Nov. 13, 1988
369	...At Atlanta, Nov. 29, 1987
342	...At L.A. Rams, Oct. 2, 1988
333	...Vs. Washington, Dec. 3, 1961

Opponent/Game

422	...At Green Bay, Dec. 21, 1969
-----	--------------------------------

Fewest Gross Yards Passing**Season**

1,576	1982
1,990	1960
2,259	1972
2,292	1966
2,389	1968
2,434	1961

Opponent/Season

2,035	1982
2,358	1976
2,416	1970

Game

9	...At Atlanta, Dec. 9, 1973
11	...Vs. New Orleans, Oct. 11, 1987
30	...Vs. Dallas, Dec. 16, 1973
63	...Vs. Pittsburgh, Nov. 27, 1966
68	...Vs. Washington, Dec. 21, 1990

Opponent/Game

24	...At N.Y. Giants, Dec. 10, 1978
49	...Vs. Dallas, Dec. 10, 1961

Most Pass Attempts**Season**

566	1984
562	1988
534	1985

529	1987
523	1989
516	1986
508	1978
477	1981
470	1980
460	1983
448	1965
431	1967

Opponent/Season

531	1980
	1989
519	1983
508	1988
494	1981
	1984

Game

61	...At San Diego, Sept. 20, 1987
55	...At Dallas, Dec. 27, 1987
52	...Vs. L.A. Rams, Nov. 4, 1984 Vs. Dallas, Nov. 11, 1984
51	...Vs. L.A. Rams, Nov. 30, 1958 At Atlanta, Oct. 18, 1981
50	...Vs. Philadelphia, Nov. 1, 1987 Vs. Philadelphia, Dec. 10, 1988
49	...Vs. Philadelphia, Dec. 13, 1964
48	...At Philadelphia (OT), Dec. 7, 1986

48	...At Baltimore, Nov. 17, 1968
47	...At Buffalo, Sept. 21, 1986 Vs. N.Y. Giants, Nov. 1, 1953 At Pittsburgh, Nov. 13, 1966 At Washington, Nov. 1, 1981

Opponent/Game

55	...Vs. Minnesota, Oct. 25, 1981
54	...At Los Angeles, Oct. 31, 1948
52	...At Pittsburgh, Dec. 13, 1958
51	...At Philadelphia, Nov. 22, 1987

Both Teams/Game

94	...Cardinals 42 at Pitt. 52, Dec. 13, 1958
90	...Cardinals 43 vs. Atlanta 47, Nov. 9, 1980
86	...Cardinals 32 at Los Angeles 54, Oct. 31, 1948
85	...Cardinals 52 vs. Dallas 33, Nov. 11, 1984
84	...Cardinals 42 vs. Atlanta 42, Dec. 17, 1978
83	...Cardinals 38 vs. Philadelphia 45, Oct. 14, 1973 Cardinals 51 at Atlanta 32, Oct. 18, 1981 Cardinals 50 vs. Philadelphia 33, Nov. 1, 1987 Cardinals 38 vs. N.Y. Giants 45, Nov. 13, 1988

Fewest Pass Attempts**Season**

127	1935
198	1940
219	1943

Opponent/Season

291	1982
301	1960
342	1976

Game

1	...Vs. Detroit, Nov. 3, 1935
2	...Vs. Detroit, Sept. 15, 1940
8	...Vs. N.Y. Giants, Nov. 19, 1972
10	...At Atlanta, Dec. 9, 1973 Vs. New Orleans, Oct. 11, 1987

Opponent/Game

3	...Vs. Detroit, Nov. 3, 1935
4	...Vs. Detroit, Sept. 15, 1940

Both Teams/Game

**4	...Cardinals 1 vs. Detroit 3, Nov. 3, 1935
6	...Cardinals 2 vs. Detroit 4, Sept. 15, 1940
25	...Cardinals 13 vs. Cleveland 12, Oct. 27, 1957
**	Ties NFL record

Most**Pass Completions****Season**

347	1984
322	1988
305	1987
296	1985
293	1986
279	1989
267	1983
253	1981
252	1978
239	1980

Opponent/Season

290	1983
287	1980
286	1989
282	1981

Game

37	...At Washington, Dec. 16, 1984
32	...At San Diego, Sept. 20, 1987
30	...At Philadelphia (OT), Dec. 7, 1986
29	...Vs. Philadelphia, Nov. 1, 1987 Vs. Philadelphia, Dec. 10, 1988
28	...Vs. L.A. Rams, Nov. 30, 1958 Vs. Philadelphia, Dec. 13, 1964 Vs. Minnesota, Nov. 11, 1974

28	...At San Francisco, Sept. 14, 1980
	At Dallas, Dec. 27, 1987
	At L.A. Rams, Oct. 2, 1988
27	...At N.Y. Giants, Nov. 4, 1962
	At Washington, Nov. 1, 1981

Opponent/Game

31	...Vs. Atlanta, Nov. 9, 1980
	At San Francisco, Oct. 18, 1987
30	...Vs. N.Y. Giants, Dec. 13, 1987
29	...Vs. Philadelphia, Nov. 1, 1987
	Vs. Philadelphia, Oct. 14, 1973
	Vs. N.Y. Giants, Dec. 26, 1982

Both Teams/Game

57	...Cardinals 37 at Washington 20, Dec. 16, 1984
56	...Cardinals 25 vs. Atlanta 31, Nov. 19, 1980
55	...Cardinals 26 vs. Philadelphia 29, Oct. 14, 1973
53	...Cardinals 28 at L.A. Rams 25, Oct. 2, 1988
48	...Cardinals 25 vs. Tampa Bay 23, Nov. 8, 1987
47	...Cardinals 20 vs. Minnesota 27, Oct. 30, 1983
	Cardinals 17; vs. N.Y. Giants 30, Dec. 13, 1987
46	...Cardinals 25 at N.Y. Giants 21, Nov. 24, 1974
	Cardinals 22 at Pittsburgh 24, Dec. 13, 1958
	Cardinals 22 vs. Miami 24, Sept. 30, 1984
	Cardinals 29 vs. Philadelphia 17, Nov. 1, 1987

Fewest Pass Completions

341934
751940
851939

Interceptions**Most Passes Had Intercepted**

391943
331949
1956
301989
291955
271947
1951

Opponent/Season

1561960
1691967
1741982
1761976/E

Game

0	...Vs. Detroit, Nov. 3, 1935
	Vs. Detroit, Sept. 15, 1940
2	...At Atlanta, Nov. 9, 1973
3	...Vs. Pittsburgh, Nov. 1, 1959
	Vs. New Orleans, Oct. 11, 1987

Opponent/Game

1	...Vs. Detroit, Sept. 15, 1940
	Vs. Green Bay, Dec. 5, 1958
2	...Vs. Detroit, Nov. 3, 1935
	At Green Bay, Nov. 24, 1946
3	...At N.Y. Giants, Dec. 4, 1977

Both Teams/Game

**1	...Cardinals 0 vs. Detroit 1, Sept. 15, 1940
2	...Cardinals 0 vs. Detroit 2, Nov. 3, 1935
8	...Cardinals 6 at Green Bay 1, Dec. 5, 1948
10	...Cardinals 2 at Atlanta 8, Dec. 9, 1973
	**Ties NFL Record

Most Sacks Of Cardinal QB

591983
561989
551984
521966
441968
421964

Opponent/Season

651985
641961
601988
591986
1983
541987
521966

Opponent/Season

391943
351967
311956
301962
261971

Game

7	...At N.Y. Bulldogs, Nov. 13, 1949
6	...Vs. Detroit, Sept. 30, 1946
	At Philadelphia, Oct. 21, 1956
6	...At Cleveland, Sept. 26, 1965
	Vs. Philadelphia, Oct. 15, 1989

Game

12	...At Baltimore, Oct. 26, 1980
11	...Vs. Atlanta, Nov. 24, 1968
	Vs. Philadelphia, Dec. 18, 1983
10	...At Philadelphia (OT), Dec. 7, 1986
	9...At Washington, Oct. 4, 1964
	At Philadelphia, Nov. 17, 1974

Opponent/Game

9	...At N.Y. Giants, Dec. 14, 1986
	At Chicago, Sept. 16, 1979
	Vs. Washington, Dec. 21, 1980

Highest Completion Percentage

61.31984 (347-566)
58.01983 (267-460)
57.71987 (305-529)
57.31988 (322-562)
56.81986 (293-516)
56.11976 (220-392)
55.41985 (296-534)
53.31973 (210-394)
1977 (195-366)
53.01981 (253-477)
52.71975 (187-355)

Game (15 attempts)

82.4	...At N.Y. Jets, Nov. 23, 1975 (14-17)
80.4	...At Washington, Dec. 16, 1984 (37-46)
77.3	...Tampa Bay, Oct. 16, 1983 (17-22)
76.5	...Philadelphia, Oct. 10, 1976 (13-17)
75.0	...At N.Y. Giants, Dec. 14, 1986 (21-28)
75.0	...Washington, Oct. 27, 1974 (15-20)
73.8	...San Francisco, Sept. 14, 1980 (28-38)
73.3	...At Tampa Bay, Dec. 20, 1987 (22-30)

Opponent/Game

8	...Vs. Philadelphia, Sept. 24, 1950
7	...Vs. Detroit, Oct. 5, 1940
	Vs. Chicago, Dec. 5, 1954
	At Chicago, Nov. 19, 1967

Both Teams/Game

11	..Cardinals 8 vs. Phila. 3, Sept. 24, 1950
----	--

(Continued on page 242)

*(Team Interception Records continued from page 241)***Fewest Passes Intercepted**

Season	
6	1982
10	1986
	1973
11	1972
12	1945
	1957

Opponent/Season

6	1982
8	1974
12	1948
14	1956
14	1987
15	1973

Most Yards Interception Returns

Season	
486	1949
459	1961
451	1956

Game

161	At Pittsburgh, Sept. 26, 1955
158	At Green Bay, Oct. 16, 1949
124	At Pittsburgh, Nov. 26, 1961

Penalties**Most Penalties**

Season	
116	1986
113	1989
108	1984
106	1981
105	1978
104	1979
103	1980
101	1985
	1987

Opponent/Season

106	1989
103	1988
102	1983
97	1973
89	1967
88	1987

Game

16	Vs. Green Bay, Sept. 13, 1936
15	Vs. Philadelphia, Nov. 2, 1958
	Vs. Philadelphia, Oct. 10, 1976
14	Vs. San Francisco, Nov. 6, 1988

Opponent/Game

14	At New Orleans, Sept. 4, 1983
----	-------------------------------

Both Teams/Game

27	Cardinals 12 vs. Philadelphia 15, Nov. 30, 1952
26	Cardinals 15 vs. Philadelphia 11, Oct. 10, 1976
24	Cardinals 11 at L.A. Rams 13, Nov. 14, 1954
23	Cardinals 9 at Cleveland 14, Oct. 15, 1950

Fewest Penalties

Season	
41	1941
44	1959
45	1943

Opponent/Season

53	1963
54	1982

Game

0	At Baltimore, Oct. 12, 1964
1	Many times, most recently vs. Pittsburgh, Oct. 9, 1988

Opponent/Game

0	Four times, most recently at Pittsburgh, Dec. 1, 1968
---	---

Both Teams/Game

1	Cardinals 1 at N.Y. Giants 0, Oct. 19, 1958
2	Cardinals 1 at Philadelphia 1, Oct. 9, 1960
	Cardinals 2 vs. Dallas 0, Dec. 10, 1961
	Cardinals 1 at Pittsburgh, Oct. 17, 1965

Most Yards Penalized**Season**

941	1979
932	1986
922	1980
896	1970
892	1984
890	1978
856	1989
835	1977
819	1954

Opponent/Season

920	1973
916	1989
831	1983
819	1971

Game

166	Vs. Dallas, Oct. 9, 1977
140	Vs. Baltimore, Oct. 2, 1950
	At Chicago, Dec. 16, 1951
139	Vs. Philadelphia, Oct. 10, 1976

Opponent/Game

168	Vs. San Francisco, Oct. 24, 1971
-----	----------------------------------

Both Teams/Game

262	Cardinals 105 vs. Philadelphia 157, Nov. 30, 1952
245	Cardinals 140 vs. Baltimore 105, Oct. 2, 1950
244	Cardinals 87 vs. Philadelphia 157, Oct. 3, 1954

Fewest Yards Penalized**Season**

238	1939
331	1940
389	1943
389	1945

Opponent/Season

424	1982
500	1960

Game

0	At Baltimore, Oct. 12, 1964
5	Nine times, most recently at Pittsburgh, Oct. 20, 1985

Opponent/Game

0	Five times, most recently at Philadelphia, Nov. 18, 1979
---	--

Both Teams/Game

5	Cardinals 5 at N.Y. Giants 0, Oct. 19, 1958
10	Cardinals 10 vs. Dallas 0, Dec. 10, 1961
20	Cardinals 5 at Philadelphia 15, Oct. 9, 1960
	Cardinals 5 at Pittsburgh 15, Oct. 17, 1965

Punting

Most Punts

Season

101	1978
100	1980
92	1986
85	1985
	1961
	1983
82	1989
81	1966
	1974
80	1988
79	1941

Opponent/Season

93	1978
90	1979
89	1980

Game

16	...Vs. Chicago, Nov. 30, 1933 At Detroit, Sept. 15, 1940
----	---

Opponent/Game

14	...Vs. Cincinnati, Nov. 12, 1933
13	...Vs. Chicago, Nov. 30, 1933 At Detroit, Sept. 15, 1940
11	...Vs. N.Y. Giants, Oct. 8, 1961

Both Teams/Game

29	...Cardinals 15 vs. Cincinnati 14, Nov. 12, 1933
	Cardinals 16 vs. Chicago 13, Nov. 30, 1933
	Cardinals 16 at Detroit 13, Sept. 15, 1940

Fewest Punts

Season

44	1960
50	1946

Both Teams/Game

3	...Cardinals 1 vs. Philadelphia 2, Nov. 27, 1960
---	---

3	...Cardinals 2 vs. Pittsburgh 1, Nov. 8, 1964
	Cardinals 2 vs. Dallas 1, Dec. 7, 1975

Highest Average

Season

44.7	1960
44.7	1961
44.6	1959

Opponent/Season

44.2	1960
43.3	1965
43.5	1961
	1964

Game

53.3	...At Pittsburgh, Oct. 13, 1957
------	---------------------------------

Opponent/Game

52.5	...Vs. San Francisco, Nov. 25, 1962
------	--

Punt Returns

Most Punt Returns

Season

64	1962
63	1964
61	1958
58	1983

Opponent/Season

64	1980
59	1978
56	1974

Game

9	...Vs. Chicago, Nov. 29, 1959
8	...Vs. New England, Nov. 2, 1975 At Chicago, Sept. 3, 1978
7	...Many times, most recently vs. Pittsburgh, Oct. 9, 1988

Opponent/Game

9	...Vs. Washington, Dec. 21, 1980
---	-------------------------------------

Both Teams/Game

14	...Cardinals 7 vs. N.Y. Giants 7, Nov. 1, 1953
	Cardinals 6 vs. N.Y. Giants 8, Dec. 15, 1974
13	...Cardinals 7 at N.Y. Giants 6, Oct. 18, 1953
	Cardinals 8 at Washington 5, Nov. 6, 1983
	Cardinals 7 vs. N.Y. Giants 6, Dec. 4, 1983

Most Punt Return Yards

Season

669	1949
550	1987
548	1959
546	1949

Opponent/Season

645	1980
575	1978

Game

164	...Vs. N.Y. Giants, Nov. 22, 1959
155	...Vs. Pittsburgh, Nov. 1, 1959
152	...At New England, Nov. 2, 1975
148	...At Detroit, Nov. 25, 1948
	Vs. Green Bay, Nov. 27, 1949
145	...Vs. Tampa Bay, Dec. 21, 1986

Opponent/Game

119	...At Washington, Oct. 4, 1987
112	...Vs. Dallas, Oct. 13, 1974

Both Teams/Game

205	...Cardinals 164 vs. N.Y. Giants 41, Nov. 22, 1959
181	...Cardinals 32 at N.Y. Giants 149, Oct. 14, 1951
172	...Cardinals 87 at Detroit 85, Oct. 5, 1986
171	...Cardinals 148 at Detroit 23, Nov. 25, 1948

Highest Punt Return Average

Season

19.1	1948
18.2	1949

Opponent/Season

14.4	1951
13.8	1946
13.6	1987
12.1	1942

Game (3 attempts)

47.7	...At New Orleans, Sept. 29, 1968 (3-143)
36.3	...Vs. Tampa Bay, Dec. 21, 1986 (4-145)
32.8	...Vs. N.Y. Giants, Nov. 22, 1959 (5-164)
31.0	...Vs. Pittsburgh, Nov. 1, 1959 (5-155)

(Continued on page 244)

(Team Records continued from page 243)

Kickoff Returns

Most

Kickoff Returns

Season

83	1989
78	1985
75	1981
73	1983

1984

71 1979

70 1986

68 1969

66 1967

65 1980

Opponent/Season

85 1984

72 1975

66 1976

65 1983

65 1967

64 1988

64 1964

Game

9 At N.Y. Giants, Nov. 12, 1950

Vs. Detroit, Nov. 12, 1961

Opponent/Game

10 At N.Y. Giants, Oct. 17, 1948

8 Six times, most recently vs.
Buffalo, Sept. 9, 1984

Both Teams/Game

16 Cardinals 6 at N.Y. Giants 10,
Oct. 17, 194816 Cardinals 8 at Cleveland 8,
Sept. 20, 196413 Cardinals 9 vs. Philadelphia 4,
Oct. 25, 1953Cardinals 6 at Indianapolis 7,
Sept. 16, 1984Cardinals 7 at Washington 6,
Dec. 16, 1984

Most Kickoff Return Yards

Season

1,650 1989

1,625 1981

1,563 1984

1,548 1986

1,532 1958

1,507 1969

1,459 1983

Opponent/Season

1,663 1964

1,623 1976

1,609 1975

1,549 1984

1,481 1967

Game

282 Vs. Green Bay, Nov. 1, 1942

249 Vs. Philadelphia, Oct. 21, 1971

241 At Green Bay, Dec. 21, 1969

Opponent/Game

239 At L.A. Rams, Nov. 14, 1976

Both Teams/Game

421 Cardinals 196 vs. Redskins
225, Sept. 23, 1973405 Cardinals 180 at Cleveland
225, Sept. 20, 1964364 Cardinals 190 at Houston
174, Oct. 20, 1974356 Cardinals 121 at Philadelphia
235, Sept. 19, 1965351 Cardinals 135 vs. N.Y. Giants
216, Oct. 30, 1949

Highest Average On Kickoff Returns

Season

25.1 1958

25.1 1968

24.8 1957

24.5 1954

Game (3 attempts)

52.0 Vs. Pittsburgh, Oct. 31, 1954
(3-156)40.3 At Philadelphia, Sept. 19, 1965
(3-121)37.2 Vs. N.Y. Giants, Sept. 26, 1954
(6-223)

Opponent/Season

26.4 1964

25.9 1972

25.3 1957

Fumbles

Most Fumbles

Season

50 1983

48 1959

44 1946

43 1976

43 1972

Opponent/Season

40 1986

36 1979

36 1961

35 1960

34 1987

Game

9 At Washington, Oct. 25, 1976

8 At Cleveland, Nov. 27, 1938

At N.Y. Giants, Nov. 17, 1961

At Pittsburgh, Nov. 26, 1961

Opponent/Game

7 At Pittsburgh, Dec. 1, 1968

Vs. Pittsburgh, Sept. 16, 1979

Both Teams/Game

14 Cardinals 8 at N.Y. Giants 6,
Sept. 17, 195113 Cardinals 9 at Wash. 4, Oct.
25, 197612 Cardinals 8 at Pittsburgh 4,
Nov. 26, 1961Cardinals 5 at Chicago 7,
Dec. 1, 1946

Most Fumbles Lost

Season

27 1983

24 1976

21 1962

19 1966

19 1978

Opponent/Season

24 1948

23 1950

23 1960

Game

*8 At Washington, Oct. 25, 1976

4 Many times, most recently at
Kansas City, Oct. 2,
1983 and at Washington,
Nov. 6, 1983

*NFL record

Opponent/Game

5 At Detroit, Nov. 6, 1949

4 Seven times, most recently at
Kansas City, Oct. 2, 1983

Fewest Fumbles

Season

15 1965

17 1943

19 1941

Fewest Fumbles Lost

5 1943

7 1965

9 1974

10 1986

Miscellaneous

Largest

Home Attendance

Season

472,9371988#
384,6751981
376,7711979
373,5731980
372,1071984
#Inaugural season in Arizona	
Game	
67,139Vs. Dallas, Sept. 12, 1988##
65,324Vs. N.Y. Giants, Nov. 13, 1988###
64,544Vs. San Francisco, Nov. 6, 1988###
61,973Vs. Washington, Sept. 25, 1988###
61,261Vs. Cleveland, Oct. 23, 1988###

56,071Vs. Denver, Dec. 16, 1989
54,832Vs. Philadelphia, Dec. 10, 1988###
53,278Vs. Pittsburgh, Oct. 9, 1988###
51,010L.A. Rams, Nov. 4, 1984
50,885Dallas, Sept. 2, 1979
50,845N.Y. Giants, Dec. 13, 1970
50,780Dallas, Oct. 4, 1970
50,701Dallas, Nov. 2, 1980
50,680Washington, Sept. 23, 1979
##Inaugural game in Arizona	
###Inaugural season in Arizona	
Most Consecutive	
Victories	
111948-49
101925

Most Consecutive Shutouts

51922-23
31970

Most Consecutive Season-Opening Victories


71974
---	-----------

Fewest QB Sacks Allowed

Season

81975
151977
161974
171976
191971

The Cardinals drew 472,937 fans to Sun Devil in 1988, their first season in Arizona, to establish the franchise single-season attendance record.



Playoff Records

Individual Single Game

Scoring

Total Points

- 12 ...Elmer Angsman vs. Philadelphia, Dec. 28, 1947
 Charley Trippi vs. Philadelphia, Dec. 28, 1947
 Billy Gambrell vs. Green Bay (at Miami***), Jan. 3, 1965

Touchdowns

- 2 ...Elmer Angsman vs. Philadelphia, Dec. 28, 1947
 Charley Trippi vs. Philadelphia, Dec. 28, 1947
 Billy Gambrell vs. Green Bay (at Miami***), Jan. 3, 1965

Rushing

Rushing Yards

- 159 ...Elmer Angsman vs. Philadelphia, Dec. 28, 1947 (10 att.)
 84 ...Charley Trippi vs. Philadelphia, Dec. 28, 1947 (11 att.)
 67 ...Prentice Gautt vs. Green Bay (at Miami***), Jan. 3, 1965 (16 att.)

Rushing Attempts

- 17 ...Bill Thornton vs. Green Bay (at Miami***), Jan. 3, 1965 (49 yards)
 16 ...Prentice Gautt vs. Green Bay (at Miami***), Jan. 3, 1965 (67 yards)
 15 ...Terry Metcalf at Minnesota, Dec. 21, 1974 (55 yards)

Passing

Passing Yards

- 385 ...Neil Lomax at Green Bay, Jan. 8, 1983 (32 comp.-51 att.)
 291 ...Jim Hart at L.A. Rams, Dec. 27, 1975 (22 comp.-41 att.)

Pass Attempts

- 51 ...Neil Lomax at Green Bay, Jan. 8, 1983 (32 comp.-385 yards)
 41 ...Jim Hart at Los Angeles Rams, Dec. 27, 1975 (22 comp.-291 yards)
 40 ...Jim Hart at Minnesota, Dec. 21, 1974 (18 comp.-200 yards)

Pass Completions

- 32 ...Neil Lomax at Green Bay, Jan. 8, 1983 (51 att.-385 yards)
 22 ...Jim Hart at L.A. Rams, Dec. 27, 1975 (41 att.-291 yards)

Field Goals Made

- 1 ...Jim Bakken vs. Green Bay (at Miami***), Jan. 3, 1965 (8 yards)
 1 ...Jim Bakken at L.A. Rams, Dec. 27, 1976 (29 yards)
 Neil O'Donoghue at Green Bay, Jan. 8, 1983 (18 yards)

Longest Field Goal

29 yards ... Jim Bakken at L.A. Rams, Dec. 27, 1976

Field Goals Attempted

- 4 ...Neil O'Donoghue at Green Bay, Jan. 8, 1983 (18, 44, 44 blk., 45)

Extra Points Attempted/Made

- 4/4 ...Pat Harder vs. Philadelphia, Dec. 28, 1947

Touchdowns Rushing

- 2 ...Elmer Angsman vs. Philadelphia, Dec. 28, 1947

Rushing Average (10 att. minimum)

- 15.9 ...Elmer Angsman vs. Philadelphia, Dec. 28, 1947 (10 att.-159 yards)
 7.6 ...Charley Trippi vs. Philadelphia, Dec. 28, 1947 (11 att.-84 yards)

Longest Run

- 70t ...Elmer Angsman vs. Philadelphia, Dec. 28, 1947
 70 ...Elmer Angsman vs. Philadelphia, Dec. 28, 1947
 44t ...Charley Trippi vs. Philadelphia, Dec. 28, 1947

Touchdown Passes

- 2 ...Charley Johnson vs. Green Bay, Jan. 3, 1965
 Neil Lomax at Green Bay, Jan. 8, 1983

Passes Had Intercepted

- 3 ...Jim Hart at L.A. Rams, Dec. 27, 1975 (22 comp.-41 att.-291 yards)

Completion Percentage

- 62.7 ...Neil Lomax at Green Bay, Jan. 8, 1983 (32 comp.-51 att.-385 yards)

Longest Completion

- 80t ...Charley Johnson to Billy Gambrell vs. Green Bay (at Miami***), Jan. 3, 1965
 36 ...Neil Lomax to Stump Mitchell at Green Bay, Jan. 8, 1983

Most Times Sacked

- 5 ...Neil Lomax for 38 yards at Green Bay, Jan. 8, 1983

Pass Receiving

Receptions

- 9**Roy Green at Green Bay, Jan. 8, 1983 (113 yards)**
 6Billy Gambrell vs. Green Bay (at Miami***),
 Jan. 3, 1965 (185 yards)
 Earl Thomas at Minnesota, Dec. 21, 1974
 (64 yards)
 Terry Metcalf at L.A. Rams, Dec. 27, 1975
 (94 yards)

Receiving Yards

- 184Billy Gambrell vs. Green Bay (at Miami***),
 Jan. 3, 1965 (6 rec.)

- 113**Roy Green at Green Bay, Jan. 8, 1983 (9 rec.)**
 94Terry Metcalf at L.A. Rams, Dec. 27, 1975 (6 rec.)

Touchdowns Receiving

- 2Billy Gambrell vs. Green Bay (at Miami***),
 Jan. 3, 1965

Rushing-Receiving

Rushing-Receiving

- 184Billy Gambrell vs. Green Bay (at Miami***),
 Jan. 3, 1965 (184 receiving)

- 159Elmer Angsman vs. Philadelphia, Dec. 28,
 1947 (159 rushing)

- 121Terry Metcalf at L.A. Rams, Dec. 27, 1975
 (27 rushing-94 receiving)

- 117**Roy Green at Green Bay, Jan. 8, 1983**
 (4 rushing-113 receiving)

Combined Yardage

Combined Yardage

- 229Terry Metcalf at L.A. Rams, Dec. 27, 1975
 (27 rush-94 rec.-3 punt ret.-105 KO ret.)

- 220Billy Gambrell vs. Green Bay (at Miami***),
 Jan. 3, 1965 (184 rec.-36 punt ret.)

- 201Terry Metcalf at Minnesota, Dec. 21, 1974
 (55 rush-43 rec.-18 punt ret.-85 KO ret.)

Punting

Punts

- 8Ray Mallouf vs. Philadelphia, Dec. 28, 1947
 Ray Mallouf at Philadelphia, Dec. 19, 1948

- 7Jackie Smith vs. Green Bay (at Miami***),
 Jan. 3, 1965 (37.1 avg.)

- Hal Roberts at Minnesota, Dec. 21, 1974
 (36.4 avg.)

- 6Jeff West at L.A. Rams, Dec. 27, 1975 (42.7 avg.)

Punting Average

- 42.7Jeff West at L.A. Rams, Dec. 27, 1975
 (6 punts)

- 37.4Ray Mallouf at Philadelphia, Dec. 19, 1948
 (8 punts)

Interceptions

Interceptions

- 2John Cochran at Philadelphia, Dec. 19, 1948
 (20 yards)

Interception Return Yardage

- 41Garrard Ramsey vs. Philadelphia, Dec. 28,
 1947 (1)

Longest Interception Return

- 41Garrard Ramsey vs. Philadelphia,
 Dec. 28, 1947

- 29fJerry Stovall vs. Green Bay (at Miami***),
 Jan. 3, 1965

- 23Jim Burson vs. Green Bay (at Miami***),
 Jan. 3, 1965

Punt Returns

Punt Returns

- 3Billy Gambrell vs. Green Bay (at Miami***),
 Jan. 3, 1965 (36 yards)

- Terry Metcalf at Minnesota, Dec. 21, 1974
 (18 yards)

Punt Return Yardage

- 102Charley Trippi vs. Philadelphia, Dec. 28,
 1947 (2 ret.)

- 37John Cochran vs. Philadelphia, Dec. 28, 1947
 (1 ret.)

Fair Catches

- 1Terry Metcalf vs. Minnesota, Dec. 21, 1974

Longest Punt Return

- 75fCharley Trippi vs. Philadelphia, Dec. 28, 1947

- 37John Cochran vs. Philadelphia, Dec. 28, 1947

Punt Return Average

- 51.0Charley Trippi vs. Philadelphia, Dec. 28, 1947
 (2 ret.-102 yards)

- 37.0John Cochran vs. Philadelphia, Dec. 28, 1947
 (1 ret.-37 yards)

- 12.0Billy Gambrell vs. Green Bay (at Miami***),
 Jan. 3, 1965 (3 ret.-36 yards)

- 6.0Terry Metcalf at Minnesota, Dec. 21, 1974
 (3 ret.-18 yards)

(Continued on page 248)

(Individual Single-Game Playoff Records continued from page 247)

Kickoff Returns

Kickoff Returns

- 3.....Boris Dimancheff vs. Philadelphia, Dec. 28, 1947 (90 yards)
 Jerry Stovall vs. Green Bay (at Miami***), Jan. 3, 1965 (72 yards)
 Greg Hartle at Minnesota, Dec. 21, 1974 (14 yards)
 Terry Metcalf at Minnesota, Dec. 21, 1974 (85 yards)
 Terry Metcalf at L.A. Rams, Dec. 27, 1975 (105 yards)
 Willard Harrell at Green Bay, Jan. 8, 1983 (53 yards)
Stump Mitchell at Green Bay, Jan. 8, 1983 (105 yards)

Kickoff Return Yardage

- 105.....Terry Metcalf at L.A. Rams, Dec. 27, 1975 (3 ret.)
Stump Mitchell at Green Bay, Jan. 8, 1983 (3 ret.)
 90.....Boris Dimancheff vs. Philadelphia, Dec. 28, 1947 (3 ret.)

Longest Kickoff Return

- 67.....Terry Metcalf at L.A. Rams, Dec. 27, 1975
 46.....Boris Dimancheff vs. Philadelphia, Dec. 28, 1947
42.....Stump Mitchell at Green Bay, Jan. 8, 1983

Kickoff Return Average

- 35.0.....Terry Metcalf at L.A. Rams, Dec. 27, 1975 (3 ret.-105 yards)
Stump Mitchell at Green Bay, Jan. 8, 1983 (3 ret.-105 yards)
 30.0.....Boris Dimancheff vs. Philadelphia, Dec. 28, 1947 (3 ret.-90 yards)

Team Single Game

Scoring

Most Points Scored

- 28.....Vs. Philadelphia, Dec. 28, 1947
 24.....Vs. Green Bay (at Miami***), Jan. 3, 1965
 23.....At L.A. Rams, Dec. 27, 1975

Fewest Points Scored

- 0.....At Philadelphia, Dec. 19, 1948
 14.....At Minnesota, Dec. 21, 1974
 16.....At Green Bay, Jan. 8, 1983

Opponent/Most Points Scored

- 41.....At Green Bay, Jan. 8, 1983
 35.....At L.A. Rams, Dec. 27, 1975
 30.....At Minnesota, Dec. 21, 1974

Opponent/Fewest Points Scored

- 7.....At Philadelphia, Dec. 19, 1948
 17.....Vs. Green Bay (at Miami***), Jan. 3, 1965

Most Decisive Win

- 24-17.....Vs. Green Bay (at Miami***), Jan. 3, 1965
 28-21.....Vs. Philadelphia, Dec. 28, 1947

Most Decisive Loss

- 41-16.....At Green Bay, Jan. 8, 1983
 30-14.....At Minnesota, Dec. 21, 1974

Most Points Combined

- 61.....At Green Bay 41, St. Louis 16, Jan. 8, 1983
 58.....At L.A. Rams 35, St. Louis 23, Dec. 27, 1975

First Downs

Most First Downs

- 27.....At Green Bay, Jan. 8, 1983
 22.....At L.A. Rams, Dec. 27, 1975

Fewest First Downs

- 6.....At Philadelphia, Dec. 19, 1948
 11.....Vs. Philadelphia, Dec. 28, 1947

Opponent/Most First Downs

- 26.....At L.A. Rams, Dec. 27, 1975
 22.....Vs. Philadelphia, Dec. 28, 1947
 22.....At Green Bay, Jan. 8, 1983

Opponent/Fewest First Downs

- 13.....Vs. Green Bay (at Miami***), Jan. 3, 1965
 16.....At Philadelphia, Dec. 19, 1948

Most First Downs Rushing

- 8.....At Green Bay, Jan. 8, 1983
 7.....Vs. Green Bay (at Miami***), Jan. 3, 1965
 Vs. Philadelphia, Dec. 28, 1947

Most First Downs Passing

- 18.....At Green Bay, Jan. 8, 1983

- 15.....At L.A. Rams, Dec. 27, 1975

Most First Downs By Penalty

- 1.....Vs. Philadelphia, Dec. 28, 1947
 At Minnesota, Dec. 21, 1974
 At L.A. Rams, Dec. 27, 1975
 At Green Bay, Jan. 8, 1983

Fewest First Downs Rushing

- 3.....At Philadelphia, Dec. 19, 1948
 5.....At L.A. Rams, Dec. 27, 1975

Fewest First Downs Passing

- 2.....Vs. Philadelphia, Dec. 28, 1947
 3.....At Philadelphia, Dec. 19, 1948

Fewest First Downs Penalty

- 0.....At Philadelphia, Dec. 19, 1948
 Vs. Green Bay (at Miami***), Jan. 3, 1965

Opponent/Most First Downs Rushing

- 15.....At Philadelphia, Dec. 19, 1948
 14.....At L.A. Rams, Dec. 27, 1975
 12.....At Minnesota, Dec. 21, 1974

Opponent/Most First Downs Passing

13.....At Green Bay, Jan. 8, 1983
 11.....Vs. Philadelphia, Dec. 28, 1947
 10.....At L.A. Rams, Dec. 27, 1975

Opponent/Most First Downs By Penalty

4.....Vs. Green Bay, Jan. 3, 1965
 2.....At Green Bay, Jan. 8, 1983
 At L.A. Rams, Dec. 27, 1975

Opponent/Fewest First Downs By Rushing

4.....Vs. Green Bay, Jan. 3, 1965
 7.....At Green Bay, Jan. 8, 1983

Opponent/Fewest First Downs By Passing

0.....At Philadelphia, Dec. 19, 1948
 5.....Vs. Green Bay, Jan. 3, 1965

Total Yards**Most Net Yards Gained**

453.....At Green Bay, Jan. 8, 1983 (106 rush-347 pass)
 363.....At L.A. Rams, Dec. 27, 1975 (95 rush-268 pass)
 365.....Vs. Green Bay, Jan. 3, 1965 (142 rush-223 pass)
 336.....Vs. Philadelphia, Dec. 28, 1947 (282 rush-54 pass)
 284.....At Minnesota, Dec. 21, 1974 (100 rush-184 pass)

131.....At Philadelphia, Dec. 19, 1948 (96 rush-35 pass)

Fewest Net Yards Gained

131.....At Philadelphia, Dec. 19, 1948 (96 rush-35 pass)

Opponent/Most Net Yards Gained

440.....At L.A. Rams, Dec. 27, 1975 (237 rush-203 pass)
 394.....At Green Bay, Jan. 8, 1983 (108 rush-286 pass)

363.....At Minnesota, Dec. 21, 1974 (197 rush-166 pass)

357.....Vs. Phila., Dec. 28, 1947 (60 rush-297 pass)

232.....At Phila., Dec. 19, 1948 (225 rush-7 pass)

131.....Vs. Green Bay, Jan. 3, 1965 (52 rush-79 pass)

Opponent/Fewest Net Yards Gained

131.....Vs. Green Bay, Jan. 3, 1965 (52 rush-79 pass)

Rushing**Most Yards Rushing**

282.....Vs. Philadelphia, Dec. 28, 1947
 142.....Vs. Green Bay (at Miami**), Jan. 3, 1965

Fewest Yards Rushing

95.....At L.A. Rams, Dec. 27, 1975
 96.....At Philadelphia, Dec. 19, 1948
 100.....At Minnesota, Dec. 21, 1974

Opponent/Most Yards Rushing

237.....At L.A. Rams, Dec. 27, 1975
 225.....At Philadelphia, Dec. 19, 1948
 197.....At Minnesota, Dec. 21, 1974

Opponent/Fewest Yards Rushing

52.....Vs. Green Bay, Jan. 3, 1965
 60.....Vs. Philadelphia, Dec. 28, 1947

Passing**Most Net Yards Passing**

347.....At Green Bay, Jan. 8, 1983
 268.....At L.A. Rams, Dec. 27, 1975

Fewest Net Yards Passing

35.....At Philadelphia, Dec. 19, 1948
 54.....Vs. Philadelphia, Dec. 28, 1947

Opponent/Most Net Yards Passing

297.....Vs. Philadelphia, Dec. 28, 1947
 286.....At Green Bay, Jan. 8, 1983

Opponent/Fewest Net Yards Passing

7.....At Philadelphia, Dec. 19, 1948
 79.....Vs. Green Bay, Jan. 5, 1965

Most Gross Yards Passing

385.....At Green Bay, Jan. 8, 1983 (347 net)
 291.....At L.A. Rams, Dec. 27, 1975 (268 net)

Fewest Gross Yards Passing

35.....At Philadelphia, Dec. 19, 1948 (35 net)
 54.....Vs. Philadelphia, Dec. 28, 1947 (54 net)

Opponent/Most Gross Yards Passing

297.....Vs. Philadelphia, Dec. 28, 1947
 286.....At Green Bay, Jan. 8, 1983

Opponent/Fewest Gross Yards Passing

7.....At Philadelphia, Dec. 19, 1948 (7 net)
 149.....Vs. Green Bay (at Miami**), Jan. 3, 1965 (79 net)

Most Pass Attempts

51.....At Green Bay, Jan. 8, 1983 (32 comp.)
 41.....At L.A. Rams, Dec. 27, 1975 (22 comp.)
 40.....At Minnesota, Dec. 21, 1974 (18 comp.)

Fewest Pass Attempts

11.....At Philadelphia, Dec. 19, 1948 (3 comp.)
 14.....Vs. Philadelphia, Dec. 28, 1947 (3 comp.)

Opponent/Most Pass Attempts

44.....Vs. Philadelphia, Dec. 28, 1947 (27 comp.)
 29.....Vs. Green Bay (at Miami**), Jan. 3, 1965 (13 comp.)

Opponent/Fewest Pass Attempts

12.....At Philadelphia, Dec. 19, 1948 (2 comp.)
 23.....At L.A. Rams, Dec. 27, 1975 (12 comp.)
 At Minnesota, Dec. 21, 1974 (13 comp.)

(Continued on page 250)

*(Team Single-Game Playoff Passing Records continued from page 249)***Most Pass Completions**

- 32.....At Green Bay, Jan. 8, 1983 (51 att.)
 22.....At L.A. Rams, Dec. 27, 1975 (41 att.)

Fewest Pass Completions

- 3.....Vs. Philadelphia, Dec. 28, 1947 (14 att.)
 At Philadelphia, Dec. 19, 1948 (11 att.)

Opponent/Most Pass Completions

- 27.....Vs. Philadelphia, Dec. 28, 1947 (44 att.)
 19.....At Green Bay, Jan. 8, 1983 (26 att.)

Interceptions**Most Passes Intercepted By Cardinals**

- 3.....Vs. Philadelphia, Dec. 28, 1947 (45 yards)

Most Passes Intercepted By Opponent

- 3.....Vs. Philadelphia, Dec. 28, 1947 (11 yards)
 At L.A. Rams, Dec. 27, 1975 (130 yards-2 TD)

Penalties**Most Penalties**

- 10.....Vs. Philadelphia, Dec. 28, 1947 (97 yards)

Fewest Penalties

- 1.....At Minnesota, Dec. 21, 1974 (15 yards)

Opponent/Most Penalties

- 7.....Vs. Philadelphia, Dec. 28, 1947 (55 yards)

Opponent/Fewest Penalties

- 3.....Vs. Green Bay, Jan. 3, 1965 (15 yards)
 At Philadelphia, Dec. 19, 1948 (17 yards)

Most Yards Penalized

- 97.....Vs. Philadelphia, Dec. 28, 1947 (10 penalties)

Fewest Yards Penalized

- 15.....At Minnesota, Dec. 21, 1974 (1 penalty)

Opponent/Most Yards Penalized

- 55.....Vs. Philadelphia, Dec. 28, 1947 (7 penalties)

Opponent/Fewest Yards Penalized

- 15.....Vs. Green Bay (at Miami***), Jan. 3, 1965
 (3 penalties)

Fumbles**Most Fumbles**

- 3.....At Philadelphia, Dec. 19, 1948 (lost 2)
 At L.A. Rams, Dec. 27, 1975 (lost 2)
 At Green Bay, Jan. 8, 1983 (lost 2)

Most Fumbles Lost

- 2.....At Philadelphia, Dec. 19, 1948 (3 fumbles)
 Vs. Green Bay (at Miami***), Jan. 3, 1965
 (2 fumbles)
 At L.A. Rams, Dec. 27, 1975 (3 fumbles)
 At Green Bay, Jan. 8, 1983 (3 fumbles)

Opponent/Most Fumbles

- 5.....At L.A. Rams, Dec. 27, 1975 (lost 3)

Opponent/Most Fumbles Lost

- 3.....At L.A. Rams, Dec. 27, 1975 (5 fumbles)

***Non-advancing Playoff Bowl between second-place teams

Opponent/Fewest Pass Completions

- 2.....At Philadelphia, Dec. 19, 1948 (12 att.)
 12.....At L.A. Rams, Dec. 27, 1975 (23 att.)
 13.....At Minnesota, Dec. 21, 1974 (23 att.)

Most QB Sacks By Cardinals

- 5.....At Green Bay, Jan. 8, 1983 (50 yards)

Most QB Sacks By Opponent

- 5.....At Green Bay, Jan. 8, 1983 (38 yards)

Punting**Most Punts**

- 10.....At Green Bay, Jan. 8, 1983 (41.3 avg.)
 8.....Vs. Philadelphia, Dec. 28, 1947 (32.0 avg.)
 At Philadelphia, Dec. 19, 1948 (37.4 avg.)

Fewest Punts

- 6.....At L.A. Rams, Dec. 27, 1975 (42.7 avg.)

Opponent/Most Punts

- 9.....Vs. Green Bay, (at Miami***) Jan. 3, 1965
 (45.1 avg.)

- 8.....Vs. Philadelphia, Dec. 28, 1947 (34.5 avg.)

Opponent/Fewest Punts

- 1.....At Green Bay, Jan. 8, 1983 (28.0 avg.)

Highest Cardinal Average

- 42.7.....At L.A. Rams, Dec. 27, 1975 (6 punts)

Highest Opponent Average

- 45.1.....Vs. Green Bay, Jan. 3, 1965 (9 punts)

Punt Returns**Most Punt Returns**

- 4.....Vs. Philadelphia, Dec. 28, 1947 (150 yards)

Most Punt Return Yards

- 150.....Vs. Philadelphia, Dec. 28, 1947 (4 ret.)

Opponent/Most Punt Returns

- 4.....Vs. Philadelphia, Dec. 28, 1947 (10 yards)

Opponent/Most Punt Return Yards

- 26.....Vs. Green Bay (at Miami***) Jan. 3, 1965 (2 ret.)

Kickoff Returns**Most Kickoff Returns**

- 7.....At L.A. Rams, Dec. 27, 1975 (191 yards)
 At Green Bay, Jan. 8, 1983 (178 yards)

Most Kickoff Return Yards

- 191.....At L.A. Rams, Dec. 27, 1975 (7 ret.)
 178.....At Green Bay, Jan. 8, 1983 (7 ret.)

Opponent/Most Kickoff Returns

- 5.....Vs. Philadelphia, Dec. 28, 1947 (63 yards)
 Vs. Green Bay (at Miami***), Jan. 3, 1965
 (140 yards)

- At L.A. Rams, Dec. 27, 1975 (90 yards)

Opponent/Most Kickoff Return Yards

- 140.....Vs. Green Bay (at Miami***) Jan. 3, 1965 (5 ret.)



The Cardinals will move into their new training complex in south Tempe, Arizona during the early stages of the 1990 season.



NFL Schedule

Preseason Schedule

Saturday, August 4

Chicago vs. Cleveland	1:00 p.m.
(Hall of Fame Game, Canton, O.)	
Denver vs. Seattle	10:00 p.m.
(America Bowl '90, Tokyo, Japan)	

Sunday, August 5

L.A. Raiders vs. New Orleans	1:00 p.m.
(American Bowl '90, London, England)	

First Week

Thursday, August 9

Detroit at Houston	7:00 p.m.
New England vs. Pittsburgh at Montreal	7:30 p.m.

Saturday, August 11

Los Angeles vs. Kansas City	10:00 a.m.
(American Bowl '90, Berlin, Germany)	
Atlanta vs. Washington at Chapel Hill	7:00 p.m.
Cincinnati at Tampa Bay	7:00 p.m.
Cleveland at Green Bay	8:00 p.m.
Dallas at San Diego	7:00 p.m.
Denver at Indianapolis	6:30 p.m.
Miami at Chicago	6:00 p.m.
New Orleans at Minnesota	7:00 p.m.
Raiders at San Francisco	6:00 p.m.
Seattle at Phoenix	7:30 p.m.

Monday, August 13

New York Giants at Buffalo	8:00 p.m.
New York Jets at Philadelphia	7:30 p.m.

Second Week

Thursday, August 16

Buffalo at Detroit	7:30 p.m.
--------------------	-----------

Friday, August 17

Indianapolis at Seattle	7:30 p.m.
Pittsburgh at Washington	8:00 p.m.

Saturday, August 18

Chicago at Phoenix	7:30 p.m.
Cincinnati at Atlanta	7:00 p.m.
Dallas at Raiders	1:00 p.m.
Miami at Philadelphia	7:30 p.m.
New England vs. Tampa Bay at Jacksonville	8:00 p.m.
New Orleans vs. Green Bay at Madison, Wis.	1:00 p.m.
New York Giants at Houston	8:00 p.m.
San Diego at L.A. Rams	7:00 p.m.

Sunday, August 19

Minnesota at Cleveland	8:00 p.m.
------------------------	-----------

Monday, August 20

San Francisco at Denver	6:00 p.m.
New York Jets at Kansas City	8:00 p.m.

Third Week

Thursday, August 23

Kansas City at Detroit	7:30 p.m.
------------------------	-----------

Friday, August 24

Raiders at Chicago	7:00 p.m.
--------------------	-----------

Saturday, August 25

Atlanta vs. Green Bay at Milwaukee	7:00 p.m.
Buffalo at New Orleans	7:00 p.m.
Cincinnati at New England	7:00 p.m.
Denver at Miami	8:00 p.m.
New York Jets at New York Giants	8:00 p.m.
Phoenix at L.A. Rams	7:00 p.m.
Pittsburgh at Dallas	8:00 p.m.
San Francisco at San Diego	6:00 p.m.
Washington at Cleveland	7:00 p.m.

Sunday, August 26

Houston at Minnesota	Noon
----------------------	------

Monday, August 27

Philadelphia at Indianapolis	8:00 p.m.
Tampa Bay at Seattle	6:00 p.m.

Fourth Week

Thursday, August 30

Buffalo vs. Chicago at Columbia, S.C.	8:00 p.m.
---------------------------------------	-----------

Friday, August 31

Atlanta at New England	7:30 p.m.
Detroit at Cincinnati	7:30 p.m.
Green Bay at Kansas City	7:30 p.m.
Indianapolis at New Orleans	7:00 p.m.
L.A. Rams at Washington	8:00 p.m.
Minnesota at Miami	7:00 p.m.
Phoenix at Denver	7:00 p.m.
Seattle at San Francisco	6:00 p.m.

Saturday, September 1

Houston at Dallas	8:00 p.m.
Philadelphia at Pittsburgh	9:00 p.m.
Raiders vs. San Diego	1:00 p.m.
New York Jets at Tampa Bay	7:00 p.m.

Regular Season

First Week

Sunday, September 9

Denver at L.A. Raiders	1:00 p.m.
Houston at Atlanta	4:00 p.m.
Indianapolis at Buffalo	4:00 p.m.
New York Jets at Cincinnati	4:00 p.m.
Miami at New England	4:00 p.m.
Minnesota at Kansas City	Noon
Phoenix at Washington	1:00 p.m.
Pittsburgh at Cleveland	4:00 p.m.
L.A. Rams at Green Bay	Noon
San Diego at Dallas	3:00 p.m.
Seattle at Chicago	Noon
Tampa Bay at Detroit	1:00 p.m.

Sunday Night

Philadelphia at New York Giants	8:00 p.m.
---------------------------------	-----------

Monday, September 10

San Francisco at New Orleans	8:00 p.m.
------------------------------	-----------

Second Week

Sunday September 16

Atlanta at Detroit	1:00 p.m.
Buffalo at Miami	1:00 p.m.
Chicago at Green Bay	Noon
Cincinnati at San Diego	1:00 p.m.
Cleveland at New York Jets	1:00 p.m.
New England at Indianapolis	Noon
New Orleans at Minnesota	3:00 p.m.
New York Giants at Dallas	3:00 p.m.
L.A. Raiders at Seattle	1:00 p.m.
L.A. Rams at Tampa Bay	1:00 p.m.
Phoenix at Philadelphia	1:00 p.m.
Washington at San Francisco	1:00 p.m.

Sunday Night

Houston at Pittsburgh	8:00 p.m.
-----------------------	-----------

Monday, September 16

Kansas City at Denver	7:00 p.m.
-----------------------	-----------

Third Week

Sunday, September 23

Atlanta at San Francisco	1:00 p.m.
Dallas at Washington	1:00 p.m.
Indianapolis at Houston	Noon
Kansas City at Green Bay	Noon
Miami at New York Giants	1:00 p.m.
Minnesota at Chicago	Noon
New England at Cincinnati	1:00 p.m.
Philadelphia at L.A. Rams	1:00 p.m.
Phoenix at New Orleans	Noon
Pittsburgh at L.A. Raiders	1:00 p.m.
San Diego at Cleveland	1:00 p.m.
Seattle at Denver	2:00 p.m.

Sunday Night

Detroit at Tampa Bay	8:00 p.m.
----------------------	-----------

Monday, September 24

Buffalo at New York Jets	9:00 p.m.
--------------------------	-----------

Fourth Week

Top 4 NFC West finishers

Sunday, September 30

Chicago at L.A. Raiders	1:00 p.m.
Cleveland at Kansas City	3:00 p.m.
Dallas at New York Giants	1:00 p.m.
Denver at Buffalo	1:00 p.m.
Green Bay at Detroit	1:00 p.m.
Houston at San Diego	1:00 p.m.
Indianapolis at Philadelphia	1:00 p.m.
Miami at Pittsburgh	1:00 p.m.
New York Jets at New England	4:00 p.m.
Tampa Bay at Minnesota	Noon

Sunday Night

Washington at Phoenix	5:00 p.m.
------------------------------	------------------

Monday, October 1

Cincinnati at Seattle	6:00 p.m.
-----------------------	-----------

Fifth Week

Open Dates: Top 4 AFC East finishers

Sunday, October 7

Cincinnati at L.A. Rams	1:00 p.m.
Detroit at Minnesota	Noon
Green Bay at Chicago	3:00 p.m.
Kansas City at Indianapolis	Noon
New Orleans at Atlanta	1:00 p.m.
New York Jets at Miami	1:00 p.m.
San Diego at Pittsburgh	1:00 p.m.
San Francisco at Houston	Noon
Seattle at New England	1:00 p.m.
Tampa Bay at Dallas	Noon

Sunday Night

L.A. Raiders at Buffalo	7:30 p.m.
-------------------------	-----------

Monday, October 8

Cleveland at Denver	7:00 p.m.
---------------------	-----------

Sixth Week

Open Dates: Top 4 AFC East finishers

Sunday, October 14

Cleveland at New Orleans	Noon
Dallas at Phoenix	1:00 p.m.
Detroit at Kansas City	Noon
Green Bay at Tampa Bay	1:00 p.m.
Houston at Cincinnati	1:00 p.m.
New York Giants at Washington	4:00 p.m.
Pittsburgh at Denver	2:00 p.m.
San Diego at New York Jets	1:00 p.m.
San Francisco at Atlanta	1:00 p.m.
Seattle at L.A. Raiders	1:00 p.m.

Sunday Night

L.A. Rams at Chicago	6:30 p.m.
----------------------	-----------

Monday, October 15

Minnesota at Philadelphia	9:00 p.m.
---------------------------	-----------

(Continued on page 254)

(NFL Schedule continued from page 253)

Seventh Week**Open Dates: Top 4 NFC Central teams****Thursday, October 18**

New England at Miami 8:00 p.m.

Sunday, October 21

Atlanta at L.A. Rams 1:00 p.m.

Dallas at Tampa Bay 1:00 p.m.

Denver at Indianapolis Noon

Kansas City at Seattle 1:00 p.m.

New Orleans at Houston Noon

New York Jets at Buffalo 1:00 p.m.

Philadelphia at Washington 1:00 p.m.

Phoenix at New York Giants 4:00 p.m.

Pittsburgh at San Francisco 1:00 p.m.

L.A. Raiders at San Diego 1:00 p.m.

Monday, October 22

Cincinnati at Cleveland 9:00 p.m.

Eighth Week**Open Dates: Top 4 AFC West teams****Sunday, October 28**

Buffalo at New England 1:00 p.m.

Chicago at Phoenix 2:00 p.m.

Cleveland at San Francisco 1:00 p.m.

Detroit at New Orleans Noon

Miami at Indianapolis 1:00 p.m.

Minnesota vs. Green Bay at Milwaukee Noon

New York Jets at Houston Noon

Philadelphia at Dallas Noon

Tampa Bay at San Diego 1:00 p.m.

Washington at New York Giants 4:00 p.m.

Sunday Night

Cincinnati at Atlanta 8:00 p.m.

Monday, October 29

L.A. Rams at Pittsburgh 9:00 p.m.

Ninth Week**Sunday November 4**

Atlanta at Pittsburgh 1:00 p.m.

Buffalo at Cleveland 1:00 p.m.

Chicago at Tampa Bay 4:00 p.m.

Dallas at New York Jets 1:00 p.m.

Houston at L.A. Rams 1:00 p.m.

New England at Philadelphia 1:00 p.m.

New Orleans at Cincinnati 1:00 p.m.

Phoenix at Miami 1:00 p.m.

L.A. Raiders at Kansas City Noon

San Diego at Seattle 1:00 p.m.

San Francisco at Green Bay Noon

Washington at Detroit 1:00 p.m.

Sunday Night

Denver at Minnesota 7:00 p.m.

Monday, November 5

New York Giants at Indianapolis 9:00 p.m.

Tenth Week**Open Dates: Top 4 AFC Central teams****Sunday, November 11**

Atlanta at Chicago Noon

Denver at San Diego 1:00 p.m.

Green Bay at L.A. Raiders 1:00 p.m.

Indianapolis at New England 1:00 p.m.

Miami at New York Jets 1:00 p.m.

Minnesota at Detroit 1:00 p.m.

New York Giants at L.A. Rams 1:00 p.m.

Phoenix at Buffalo 1:00 p.m.

Seattle at Kansas City Noon

Tampa Bay at New Orleans Noon

Sunday Night

San Francisco at Dallas 7:00 p.m.

Monday, November 12

Washington at Philadelphia 9:00 p.m.

Eleventh Week**Sunday, November 18**

Chicago at Denver 2:00 p.m.

Dallas at L.A. Rams 1:00 p.m.

Detroit at New York Giants 1:00 p.m.

Green Bay at Phoenix 2:00 p.m.

Houston at Cleveland 1:00 p.m.

Minnesota at Seattle 1:00 p.m.

New England at Buffalo 1:00 p.m.

New Orleans at Washington 1:00 p.m.

New York Jets at Indianapolis 4:00 p.m.

Philadelphia at Atlanta 1:00 p.m.

San Diego at Kansas City Noon

Tampa Bay at San Francisco 1:00 p.m.

Sunday Night

Pittsburgh at Cincinnati 8:00 p.m.

Monday, November 19

L.A. Raiders at Miami 9:00 p.m.

Twelfth Week**Thursday, November 22 (Thanksgiving)**

Denver at Detroit 12:30 p.m.

Washington at Dallas 3:00 p.m.

Sunday, November 25

Atlanta at New Orleans Noon

Chicago at Minnesota Noon

Indianapolis at Cincinnati 1:00 p.m.

Kansas City at L.A. Raiders 1:00 p.m.

L.A. Rams at San Francisco 1:00 p.m.

Miami at Cleveland 1:00 p.m.

New England at Phoenix 2:00 p.m.

New York Giants at Philadelphia 1:00 p.m.

Pittsburgh at New York Jets 4:00 p.m.

Tampa Bay vs. Green Bay at Milwaukee Noon

Sunday Night

Seattle at San Diego 5:00 p.m.

Monday, November 26

Buffalo at Houston 8:00 p.m.

Thirteenth Week**Sunday, December 2**

Atlanta at Tampa Bay	1:00 p.m.
Cincinnati at Pittsburgh	1:00 p.m.
Detroit at Chicago	Noon
Houston at Seattle	1:00 p.m.
Indianapolis at Phoenix	2:00 p.m.
Kansas City at New England	1:00 p.m.
L.A. Raiders at Denver	2:00 p.m.
L.A. Rams at Cleveland	1:00 p.m.
Miami at Washington	1:00 p.m.
New Orleans at Dallas	3:00 p.m.
New York Jets at San Diego	1:00 p.m.
Philadelphia at Buffalo	1:00 p.m.

Sunday Night

Green Bay at Minnesota	7:00 p.m.
------------------------	-----------

Monday, December 3

New York Giants at San Francisco	6:00 p.m.
----------------------------------	-----------

Fourteenth Week

Open Dates: Four 1989 Fifth-Place teams

Sunday, December 9

Buffalo at Indianapolis	1:00 p.m.
Chicago at Washington	4:00 p.m.
Cleveland at Houston	Noon
Denver at Kansas City	3:00 p.m.
Minnesota at New York Giants	1:00 p.m.
New Orleans at L. A. Rams	1:00 p.m.
New England at Pittsburgh	1:00 p.m.
Phoenix at Atlanta	1:00 p.m.
San Francisco at Cincinnati	1:00 p.m.
Seattle vs. Green Bay at Milwaukee	Noon

Sunday Night

Philadelphia at Miami	8:00 p.m.
-----------------------	-----------

Monday, December 10

L. A. Raiders at Detroit	9:00 p.m.
--------------------------	-----------

Fifteenth Week**Saturday, December 15**

Buffalo at New York Giants	12:30 p.m.
Washington at New England	4:00 p.m.

Sunday, December 16

Atlanta at Cleveland	1:00 p.m.
Cincinnati at L. A. Raiders	1:00 p.m.
Green Bay at Philadelphia	1:00 p.m.
Houston at Kansas City	Noon
Indianapolis at New York Jets	1:00 p.m.
Minnesota at Tampa Bay	1:00 p.m.
Phoenix at Dallas	Noon
Pittsburgh at New Orleans	Noon
San Diego at Denver	2:00 p.m.
Seattle at Miami	1:00 p.m.

Sunday Night

Chicago at Detroit	8:00 p.m.
--------------------	-----------

Monday, December 17

San Francisco at L. A. Rams	6:00 p.m.
-----------------------------	-----------

Sixteenth Week**Saturday, December 22**

Detroit at Green Bay	11:30 a.m.
L. A. Raiders at Minnesota	3:00 p.m.
Washington at Indianapolis	8:00 p.m.

Sunday, December 23

Cincinnati at Houston	Noon
Cleveland at Pittsburgh	1:00 p.m.
Dallas at Philadelphia	1:00 p.m.
Kansas City at San Diego	1:00 p.m.
Miami at Buffalo	1:00 p.m.
New England at New York Jets	1:00 p.m.
New Orleans at San Francisco	1:00 p.m.
New York Giants at Phoenix	2:00 p.m.
L. A. Rams at Atlanta	1:00 p.m.
Tampa Bay at Chicago	Noon

Sunday Night

Denver at Seattle	5:00 p.m.
-------------------	-----------

Seventeenth Week**Saturday, December 29**

Kansas City at Chicago	11:30 a.m.
Philadelphia at Phoenix	2:00 p.m.

Sunday, December 30

Buffalo at Washington	1:00 p.m.
Cleveland at Cincinnati	1:00 p.m.
Dallas at Atlanta	1:00 p.m.
Detroit at Seattle	1:00 p.m.
Green Bay at Denver	2:00 p.m.
Indianapolis at Miami	1:00 p.m.
New York Giants at New England	1:00 p.m.
New York Jets at Tampa Bay	4:00 p.m.
San Diego at L. A. Raiders	1:00 p.m.
San Francisco at Minnesota	Noon

Sunday Night

Pittsburgh at Houston	7:00 p.m.
-----------------------	-----------

Monday, December 31

L.A. Rams at New Orleans	7:00 p.m.
--------------------------	-----------



Opponents

Atlanta Falcons

Sunday, December, 9 • 11:00 a.m.
Atlanta-Fulton County Stadium

1989 Record: 3-13 (4th place in NFC West)
Address: Suwanee Road at I-85, Suwanee Road,
GA 30174

Chairman of the Board: Rankin M. Smith
Head Coach: Jerry Glanville
(First year in Atlanta, 5 years with Houston, 35-34)
Public Relations: Charley Taylor
Office Phone: (404) 945-1111
Home Stadium: Atlanta-Fulton County Stadium (59,643)
Team Colors: Red, black, white, and silver
Division: NFC West

Scoring Leaders

Paul McFadden, K	63 points
Keith Jones, RB	36 points
Greg Davis, K	33 points
John Settle, RB	30 points

Rushing Leaders

John Settle, RB	179 att./689 yards/3 TD
Keith Jones, RB	52 att./202 yards/6 TD

Passing Leader

Chris Miller	526 att./280 comp./ 3459 yards/16 TD/10 Int.
--------------	---

Receiving Leaders

Shawn Collins, WR	58 rec./862 yards/3 TD
Keith Jones, RB	41 rec./396 yards/0 TD
Michael Haynes, WR	40 rec./681 yards/4 TD

Series Notes

The Cardinals have doubled Atlanta's wins in the series, posting an advantage of 8-4 dating back to the Falcons' inaugural 1966 season ... the Cardinals were victims of Atlanta's first home victory, a 16-10 verdict on Dec. 11, 1966 ... the Cards won five straight games from 1971-78 ... Phoenix owns a 4-3 mark on the road against Atlanta.

Last Meeting

October 22, 1989 (H) • Cardinals 34-20

The Cardinals snapped a four-game losing streak by posting four touchdowns for the first time since 1984 en route to a 34-20 victory in Sun Devil Stadium. Phoenix scored on three of its first four possessions to take a 21-3 lead, then rode a balanced attack (174 yards passing/125 rushing), a three-touchdown day by Earl Ferrell, and two second-half field goals by Al Del Greco (50 and 22 yards) for the victory. Quarterback Gary Hogeboom, who missed the previous week's loss to the Eagles, returned to complete 17 of 25 passes for 181 yards in the win.



Buffalo Bills

Sunday, November 11 • 11:00 a.m.
Rich Stadium

1989 Record: 9-7 (1st place in AFC East)
Address: One Bills Drive, Orchard Park, N.Y. 14127
President: Ralph C. Wilson

Head Coach: Marv Levy (4 years with Buffalo, 31-36)
(5 years with Kansas City, 31-42)
Public Relations: Dennis Lynch
Office Phone: (716) 648-1800
Home Stadium: Rich Stadium (80,290)
Team Colors: Royal blue, scarlet red, and white
Division: AFC East

Scoring Leaders

Scott Norwood, K	115 points
Thurman Thomas, RB	72 points
Andre Reed, WR	54 points

Rushing Leaders

Thurman Thomas, RB	298 att./1244 yards/6 TD
Larry Kinnebrew, FB	131 att./533 yards/6 TD

Passing Leader

Jim Kelly	391 att./228 comp./ 3130 yards/25 TD/18 Int.
-----------	---

Receiving Leaders

Andre Reed, WR	88 rec./1312 yards/9 TD
Thurman Thomas, RB	60 rec./669 yards/6 TD

Series Notes

The Bills hold a 3-2 advantage in the series, dating back to a 28-23 Cardinal win in 1971 ... the last Cardinal victory in the series was a 37-7 triumph in 1984 ... the Cardinals are 2-1 at home and 1-1 on the road against Buffalo.

Last Meeting

September 21, 1986 (A) • Buffalo 17-10

In a study in futility, the Cardinals lost a 17-10 decision at Buffalo despite winning the statistical battle in virtually every category. The Cards outgained the Bills by sizeable margins in total yards (381-176), first downs (25-10), plays (74-42), and time of possession (37:14-22:46), but Buffalo forged ahead 17-3 with 12:53 remaining, then repelled a late Cardinal rally. The Cardinals marched 73 yards on four plays, culminated by a 19-yard Neil Lomax touchdown pass to Vai Sikahema with 58 seconds left. A successful on-sides kick followed but four consecutive incompletions halted the threat at the Buffalo 39-yard line with 30 seconds left on the clock.



Chicago Bears

- Saturday, August 18 • 7:30 p.m.
Sun Devil Stadium (Preseason)
- Sunday, October 28 • 2:00 p.m.
Sun Devil Stadium

1989 Record: 6-10 (4th in NFC Central)
Address: 250 N. Washington, Lake Forest, IL 60045
Chairman of the Board: Edward W. McCaskey
Head Coach: Mike Ditka (8 years with Chicago, 84-45)
Public Relations: Bryan Harlan
Office Phone: (312) 295-6600
Home Stadium: Soldier Field (66,946)
Team Colors: Navy blue, orange, and white
Division: NFC Central

Scoring Leaders

Neal Anderson, RB	90 points
Kevin Butler, K	88 points
Brad Muster, FB	48 points

Rushing Leaders

Neal Anderson, RB	274 att./1275 yards/11 TD
Brad Muster, FB	82 att./327 yards/5 TD

Passing Leader

Mike Tomczak	306 att./156 comp./ 2058 yards/16 TD/16 Int.
--------------------	---

Receiving Leaders

Neal Anderson, RB	50 rec./434 yards/4 TD
Dennis Gentry, WR	39 rec./463 yards/1 TD
Brad Muster, FB	32 rec./259 yards/3 TD

Series Notes

In regular-season play, the Cardinals and Bears boast the oldest rivalry in NFL history, dating back to the 1920s and the days of Jim Thorpe and leather helmets ... the Bears maintain a 52-25-6 advantage in the series but the Cardinals have won the last two and four of the last six meetings ... in the most recent clash, the Cardinals came away with a 38-21 victory ... the Bears won 19 of their next 23 games en route to the Super Bowl title following the 1985 season.

Last Meeting

October 14, 1984 (H) • Cardinals 38-21

In a classic match-up between the Bears top-ranked defense and the Cardinals' number one scoring offense in the NFC, the St. Louis aerial attack proved too much for Chicago as Neil Lomax passed for 271 yards and **Roy Green** caught six passes for 166 yards to propel a 38-21 Card win. The lead changed hands seven times and the Cardinals enjoyed a 24-21 lead midway through the fourth quarter before the Cardinal special teams turned the momentum. Linebackers Bob Harris and Niko Noga teamed for the club's first blocked punt since 1978 to set up a game-clinching nine-yard touchdown run by Lomax. The Cardinal defense held Chicago to eight first downs and only 20 yards passing in the second half.



Dallas Cowboys

- Sunday, October 14 • 1:00 p.m.
Sun Devil Stadium
- Sunday, December 16 • 11:00 a.m.
Texas Stadium

1989 Record: 1-15 (5th in NFC East)
Address: Cowboys Center, One Cowboys Parkway,
Irving, TX 75063
Owner/President and General Manager: Jerral W. Jones
Head Coach: Jimmy Johnson (1 year with Dallas, 1-15)
Public Relations: David Pelletier
Office Phone: (214) 556-9900
Home Stadium: Texas Stadium (63,855)
Team Colors: Royal blue, metallic silver blue, and white
Division: NFC East

Scoring Leaders

Roger Ruzek, K	29 points
Luis Zendejas, K	25 points

Rushing Leaders

Paul Palmer, RB	112 att./446 yards/2 TD
Troy Aikman, QB	38 att./302 yards/0 TD
Herschel Walker, RB	81 att./246 yards/2 TD

Passing Leaders

Troy Aikman	293 att./155 comp./ 1749 yards/9 TD/18 Int.
Steve Walsh	219 att./110 comp. 1371 yards/5 TD/9 Int.

Receiving Leaders

Kelvin Martin, WR	46 rec./644 yards/2 TD
Steve Folsom, TE	28 rec./265 yards/2 TD
Michael Irvin, WR	26 rec./378 yards/2 TD

Series Notes

Dallas leads the series 32-21-1 ... the Cardinals swept both contests last year for the first time since 1970 ... the Cards took a 19-10 decision Oct. 29, 1989 at Dallas, then made a thrilling comeback two weeks later ... Dallas provided the opposition for the Cardinals' first regular-season home game in Arizona in 1988 and prevailed 17-14 in the ABC-televised Monday night game on Sept. 12, 1988 ... since 1980, Dallas holds a 12-7 series lead ... at one stretch from 1967-86, Dallas won 27 of 36 games, including undefeated streaks of six and seven games and one home stretch of 13-2.

Last Meeting

November 12, 1989 (H) • Cardinals 24-20

Phoenix took a palpitating 24-20 victory in Sun Devil Stadium to complete its first series sweep of the Cowboys in 20 years. The dramatic ending featured three lead changes in the final 6:25. **Tom Tupa** opened the second half at quarterback and connected with **Ernie Jones** on a 38-yard touchdown strike that staked Phoenix to a 17-13 lead with 6:25 to play. Dallas answered with a 75-yard scoring strike to take a 20-17 edge with 1:43 left. Tupa then hit Jones with a 72-yard bomb with 37 seconds showing on the clock for the game-winner.



(Continued on page 258)

(Opponents continued from page 257)

Denver Broncos

Friday, August 31 • 6:00 p.m.
Mile High Stadium (Preseason)

1989 Record: 11-5 (1st place in AFC West)
Address: 13655 East Dove Valley Parkway,
Englewood, CO 80112

President/CEO: Pat Bowlen

Head Coach: Dan Reeves (9 years with Denver,
89-54-1)

Public Relations: Jim Saccomano

Office Phone: (303) 649-9000

Home Stadium: Mile High Stadium (76,273)

Team Colors: Orange, royal blue, and white

Division: AFC West

Scoring Leaders

David Treadwell, K120 points
Bobby Humphrey, RB48 points
Vance Johnson, WR42 points

Rushing Leaders

Bobby Humphrey, RB294 att./1151 yards/7 TD
Sammy Winder, RB110 att./351 yards/2 TD

Passing Leader

John Elway416 att./223 comp./ 3017 yards/18 TD/18 int.
------------	--

Receiving Leaders

Vance Johnson, WR76 rec./1095 yards/7 TD
Mark Jackson, WR28 rec./446 yards/2 TD
Steve Sewell, RB25 rec./416 yards/3 TD

Series Notes

The clubs have played just three times during the regular season ... the first contest ended in a 17-17 tie in 1973, the second a 7-0 Bronco win in 1977, and most recently a 37-0 shutout by Denver last year ... in the preseason, the Cardinals are 1-5 versus the Broncos, their only win a 17-13 victory in 1972.

Last Meeting

August 13, 1977 (H) • Denver 37-0

The Cardinals suffered their first shutout since 1985 with a 37-0 whitewashing by the Super Bowl-bound Broncos. The game marked the starting debut of rookie quarterback **Timm Rosenbach**, who completed 2 of 8 passes for 14 yards in six possessions. Scoring in each quarter, Denver took a 20-0 halftime lead, then tallied on its first two possessions of the second half to seal the win. The

Cardinals' offense, with only three possessions in the second stanza, crossed midfield just twice and never came closer to the goal line than the Denver 39-yard line.



Green Bay Packers

Sunday, November 18 • 2:00 p.m.
Sun Devil Stadium

1989 Record: 10-6 (tied for 1st in NFC Central)
Address: 1265 Lombardi Ave., Green Bay, WI 54307
Chairman of the Board: Robert J. Parins

Head Coach: Lindy Infante (2 years with Green Bay,
14-18)

Public Relations: Lee Rummel

Office Phone: (414) 494-2351

Home Stadium:

Green Bay's Lambeau Field (57,095)

Milwaukee's County Stadium (56,051)

Team Colors: Dark green, gold, and white

Division: NFC Central

Scoring Leaders

Chris Jacke, K108 points
Sterling Sharpe, WR78 points

Rushing Leaders

Brent Fullwood, FB204 att./821 yards/5 TD
Don Majkowski, QB75 att./358 yards/5 TD

Passing Leader

Don Majkowski599 att./353 comp./ 4318 yards/27 TD/20 int.
---------------	--

Receiving Leaders

Sterling Sharpe, WR90 rec./1423 yards/12 TD
Keith Woodside, RB59 rec./527 yards/0 TD

Series Notes

The Packers hold a 41-22-4 advantage in the Cardinals' second-oldest rivalry that dates back to 1921 ... Green Bay figured in the Cardinals' last playoff appearance, handing St. Louis a 41-16 loss in the 1982 Super Bowl Tournament ... the Cards also faced the Packers in the 1965 Playoff Bowl (a non-advancing post-season game), earning a 24-17 victory ... the series has been one of streaks ... the Cardinals claimed victory in four-, five-, and six-game winning skeins while Green Bay authored streaks of 17, 5, and 4 (twice) games (1937-46).

Last Meeting

December 18, 1988 (H) • Green Bay 26-17

The Cardinals ended their inaugural season in Arizona with a 26-17 loss to Green Bay. For the second consecutive week, the Cards spotted their opponent a substantial lead as the Packers sailed to a 13-0 advantage before Phoenix scored 17 straight points to take a second-quarter edge. The Cards crossed midfield just three times in the second half and came away empty-handed twice inside the Packers' 25-yard line. **Freddie Joe Nunn** ran his sack total to 14, second among NFL linemen, while wide receiver **J.T. Smith** finished with 83 catches, second-best in team annals to his own 1982 club record of 91.



Indianapolis Colts

Sunday, December 2 • 2:00 p.m.
Sun Devil Stadium

1989 Record: 8-8 (tied for 2nd place in AFC East)
Address: 7001 West 56th St., Indianapolis, IN 46524
President-Treasurer: Robert Irsay
Head Coach: Ron Meyer (4 years with Indianapolis,
29-22; 3 years with New England, 18-16)

Public Relations: Craig Kelley
Office Phone: (317) 297-2658
Home Stadium: Hoosier Dome (60,127)
Team Colors: Royal blue and white
Division: AFC East

Scoring Leaders

Dean Biasucci, K 94 points
Eric Dickerson, RB 48 points

Rushing Leaders

Eric Dickerson, RB 314 att./1311 yards/7 TD
Albert Bentley, RB 75 att./299 yards/1 TD

Passing Leader

Jack Trudeau 312 att./190 comp./
2317 yards/15 TD/13 Int.

Receiving Leaders

Bill Brooks, WR 63 rec./919 yards/4 TD
Andre Rison, WR 52 rec./820 yards/4 TD
Albert Bentley, RB 52 rec./525 yards/3 TD

Series Notes

The Cardinals, with a 5-4 series advantage, have won the last three meetings and five of the six preseason contests ... the Colts won the first three matchups by a cumulative score of 90-27 with victories in 1961 (16-0), '64 (47-27) and '68 (28-0) ... 1990 marks the first home game in the series for the Cardinals since 1978, and the Colts first visit to Arizona.

Last Meeting

September 16, 1984(A) • Cardinals 34-33

Trailing by nine points with 3:48 showing on the scoreboard clock, quarterback Neil Lomax connected with wide receiver Roy Green for a 56-yard scoring play, and place kicker Neil O'Donoghue booted a 46-yard field goal with seven seconds remaining for a thrilling 34-33 win in the Hoosier Dome. The game was marked by six lead changes. The big play was evident throughout the game. The Cardinals scored long touchdowns on plays of 25,

47, and 56 yards while the Colts' long-play scoring came on 96- and 63-yard plays.



Los Angeles Rams

Saturday, August 25 • 7:00 p.m.
Anaheim Stadium

1989 Record: 11-5 (2nd place in NFC West)
Address: 2327 West Lincoln Ave., Anaheim, CA 92801
Owner/President: Georgia Frontiere
Head Coach: John Robinson (7 years with L.A. Rams,
58-44)

Public Relations: John Oswald
Office Phone: (714) 535-7267
Home Stadium: Anaheim Stadium (69,007)
Team Colors: Royal blue, gold, and white
Division: NFC West

Scoring Leaders

Mike Lansford, K 120 points
Greg Bell, RB 40 points

Rushing Leaders

Greg Bell, RB 272 att./1137 yards/5 TD
Robert Del Pino, RB 78 att./368 yards/1 TD

Passing Leader

Jim Everett 518 att./304 comp./
4310 yards/29 TD/17 Int.

Receiving Leaders

Henry Ellard, WR 70 rec./1382 yards/8 TD
Pete Holohan, TE 51 rec./510 yards/2 TD
Flipper Anderson, WR 44 rec./1146 yards/5 TD

Series Notes

The Rams hold a 15-9-2 advantage in the series dating back to 1948 when the two teams were in the NFL's Western Division ... the Cardinals' 41-27 win in 1988 halted a six-game Rams winning streak while the Rams defeated the Cardinals in both the preseason and regular season last year ... the Cardinals are 0-4 in preseason games against the Rams ... all four contests were staged on the road ... in regular-season action, the Rams handed the Cards a 35-23 defeat in a first-round playoff game in 1975.

Last Meeting

November 19, 1989 (A) • L.A. Rams 37-14

The Cardinals suffered a one-sided 37-14 loss at Anaheim Stadium, a defeat that touched off a string of six straight losses to end the season. L.A. cruised to a 24-0 halftime lead and 27-0 third-quarter margin before Phoenix dented the scoreboard with a 77-yard touchdown pass from Tom Tupa to Don Holmes. The game marked the debut of rookie Card quarterback Timm Rosenbach, the third Phoenix signal-caller of the day. Rosenbach connected on 7 of 14 pass attempts for 81 yards, providing one touchdown and seeing a second halted by an interception in the end zone.



(Continued on page 260)

(Opponents continued from page 259)

Miami Dolphins

Sunday, November 4 • 11:00 a.m.
Joe Robbie Stadium

1989 Record: 8-8 (tied for 3rd place in AFC East)
Address: Joe Robbie Stadium, 2269 N.W. 199th St.,
Miami, FL 33056

President: Timothy J. Robbie

Head Coach: Don Shula (20 years with Miami,
212-106-2; 7 years with Baltimore, 73-26-4)

Public Relations: Harvey Greene

Office Phone: (305) 620-5000

Home Stadium: Joe Robbie Stadium (73,000)

Team Colors: Aqua, coral, and white

Division: AFC East

Scoring Leaders

Pete Stoyanovich, K95 points
Mark Clayton, WR54 points

Rushing Leaders

Sammie Smith, RB200 att./659 yards/6 TD
Troy Stadford, RB66 att./240 yards/1 TD

Passing Leader

Dan Marino550 att./308 comp./
3997 yards/24 TD/22 Int.

Receiving Leaders

Mark Clayton, WR64 rec./1011 yards/9 TD
Jim Jensen, WR61 rec./557 yards/6 TD
Mark Duper, WR49 rec./717 yards/1 TD

Series Notes

This will be the Cardinals first appearance in Joe Robbie Stadium ... other than a tie to Denver, the Dolphins are the only team the Cardinals have not defeated in a regular-season contest ... Miami has won all five contests by scores of 31-10 (1972), 55-14 (1977), 24-10 (1978), 20-7 (1981), and 36-28 (1984).

Last Meeting

September 30, 1984 (H) • Miami 38-26

The Cardinals amassed 445 yards total offense and put 28 points on the scoreboard, but Miami passer Dan Marino enjoyed his best day as a pro with 429 yards to propel Miami to a 36-28 win. With Ottis Anderson nursing a hamstring injury, **Stump Mitchell** saw his third starting assignment in the NFL and responded with 109 yards and two touchdowns rushing. Quarterback Neil Lomax connected on 22 of 37 passes for 308 yards, his first 300-yard regular-season passing day. After Miami jumped to a 12-0 second-quarter lead, the Cardinals continually countered the Dolphins' scoring but could come no closer than five points the rest of the game.



New England Patriots

Sunday, November 25 • 2:00 p.m.
Sun Devil Stadium

1989 Record: 5-11 (4th place in AFC East)
Address: Foxboro Stadium, Route 1, Foxboro,
MA 02035

Chairman: Victor K. Kiam, III

Head Coach: Rod Rust (first year)

Public Relations: Jimmy Oldham

Office Phone: (508) 543-7911

Home Stadium: Foxboro Stadium (60,794)

Team Colors: Red, white, and blue

Division: AFC East

Scoring Leaders

Greg Davis, K61 points
Jason Staurovsky, K56 points

Rushing Leaders

John Stephens, RB244 att./833 yards/7 TD
Robert Perryman, RB150 att./562 yards/2 TD

Passing Leaders

Steve Grogan261 att./133 comp./
1697 yards/9 TD/14 Int.
Marc Wilson150 att./75 comp./
1006 yards/3 TD/5 Int.

Receiving Leaders

Eric Sievers, TE54 rec./615 yards/5 TD
Hart Lee Dykes, WR49 rec./795 yards/5 TD
Cedric Jones, WR48 rec./670 yards/6 TD

Series Notes

The Cardinals have been defeated just once, a 16-6 loss in 1978, in five games against New England ... the Cardinals' victories have been by scores of 31-0 in 1970, 24-17 in '75, 27-20 in '81, and most recently 33-10 in '84 ... after the first three games were played on the Patriots' home turf, this year will see the series even out as the Cards' have the home field for the third straight time ... the Pats make their first appearance in Arizona in 1990.

Last Meeting

December 2, 1984 (A) • Cardinals 33-10

The Cardinals scored 27 first-half points, their best opening stanza since 1983, en route to a 33-10 victory over the Patriots in Sullivan Stadium. Ottis Anderson rushed for 136 yards as the Cards ground out 220 yards rushing against the fifth-rated run defense in the AFC. Not to be outdone by the offense that also held the ball for over 20 minutes in the first half, the Cardinal defense limited New England to just three first downs in the first half and also rolled up a season-high eight quarterback sacks.



New Orleans Saints

Sunday, September 23 • 10:00 a.m.
Louisiana Superdome

1989 Record: 9-7 (3rd place in West)
Address: 6928 Saints Drive, Metairie, LA 70003
Owner/General partner: Thomas Benson
Head Coach: Jim Mora (4 years with New Orleans, 38-36)
Public Relations: Rusty Kaszmiersky
Office Phone: (504) 733-0255
Home Stadium: Louisiana Superdome (69,548)
Team Colors: Old gold, black, and white
Division: NFC West

Scoring Leaders

Dalton Hilliard, RB 108 points
Morten Andersen, K 104 points

Rushing Leaders

Dalton Hilliard, RB 344 att./1,262 yards/13 TD
Craig Heyward, FB 49 att./183 yards/1 TD
Buford Jordan, FB 38 att./179 yards/3 TD

Passing Leaders

Bobby Hebert 353 att./222 comp./
2,686 yards/15 TD/15 int.
John Fourcade 107 att./61 comp./
930 yards/7 TD/4 int.

Receiving Leaders

Eric Martin, WR 68 rec./1,090 yards/8 TD
Dalton Hilliard, RB 52 rec./514 yards/5 TD
Lonzell Hill, WR 46 rec./636 yards/4 TD

Series Notes

The Cardinals maintain a 10-5 series edge dating back to 1967 — the games characteristically have been high-scoring ... the Cards have averaged 26 points, the Saints 20 points in the 15 games ... the two teams combined for 93 points in the Saints' 51-42 win in 1969, just 10 points shy of the all-time NFL record for most combined single-game points ... they also set a league standard for most combined touchdowns passing in the game as Billy Kilmer (Saints) and Charley Johnson (Cardinals) each tossed six scoring strikes ... though it was preseason, the Cardinals provided New Orleans with its first franchise victory, a 23-14 decision in Shreveport, La. during the 1967 preseason.

Last Meeting

October 11, 1987 (H) • Cardinals 24-19

The Cardinals equaled an NFL record with two fumble recoveries for touchdowns in beating the Saints 24-19. However, the Cardinals were limited to four net yards passing (3-10)—the fifth-lowest total in club history and second fewest yards passing since 1940—and set a club mark with no passing first downs. Mark Jackson notched a 77-yard fumble return for a touchdown in the first quarter and Leonard Smith followed suit with a 29-yard fumble return for six points in the second period as the Cards took a 17-6 halftime lead. Jackson's 77-yarder was the club's longest fumble return for a touchdown in 18 years. The Cards induced four Saints turnovers and blocked one point after touchdown.



New York Giants

•Sunday, October 21 • 1:00 p.m.
Giants Stadium

•Sunday, December 23 • 2:00 p.m.
Sun Devil Stadium

1989 Record: 12-4 (1st place in NFC East)
Address: Giants Stadium, East Rutherford, N.J. 07073
Owner-President: Wellington T. Mara
Head Coach: Bill Parcells (7 years with New York, 69-48-1)
Public Relations: Ed Croke
Office Phone: (201)-935-8111
Home Stadium: Giants Stadium (76,891)
Team Colors: Blue, red, and white
Division: NFC East

Scoring Leaders

Ottis Anderson, RB 84 points
Raul Allegre, K 83 points

Rushing Leaders

Ottis Anderson, RB 325 att./1,023 yards/14 TD
Lewis Tillman, RB 79 att./290 yards/0 TD

Passing Leader

Phil Simms 405 att./228 comp./
3,061 yards/14 TD/14 int.

Receiving Leaders

Odessa Turner, WR 38 rec./467 yards/4 TD
Dave Meggett, RB 34 rec./531 yards/4 TD
Lionel Manuel, WR 33 rec./539 yards/1 TD

Series Notes

One of the NFL's oldest rivalries and the lengthiest for the Cardinals ... the Giants hold a 12-6-1 advantage in the series since 1980 and 60-33-2 overall ... the teams have clashed 95 times since 1926 ... the Cards boast the longest winning streak, a seven-game stretch from 1974-77 ... the Giants provided the opposition for the final game in the 1974 season when the Cardinals roared back from a 14-0 halftime deficit for a 26-14 win and their first division crown since 1948 ... since 1980, the Cardinals are 4-5-1 at home and 2-7 on the road against the Giants.

Last Meeting

November 5, 1989 (H) • N.Y. Giants 20-13

The Giants' rock-solid defense limited Phoenix to a season-low 14 first downs and 186 total net yards and sacked Cardinal quarterback Gary Hogeboom seven times to propel a 20-13 Giants' victory. Unlike a 35-7 loss earlier in the season, the Cardinals were in contention the entire game. Trailing 14-3 at halftime, Phoenix drove 60 yards in seven plays with the opening kickoff to narrow the margin to 14-10, but the Giants' defense limited the Cardinals to only a field goal the rest of the game.



(Continued on page 262)

(Opponents continued from page 261)

Philadelphia Eagles

•Sunday, September 16 • 10:00 a.m.
Veterans Stadium
•Saturday, December 29 • 2:00 p.m.
Sun Devil Stadium

1989 Record: 11-5 (2nd place in NFC East)
Address: Veterans Stadium, Broad St. at Pattison
Avenue, Philadelphia, PA 19148

Owner: Norman Braman
Head Coach: Buddy Ryan (4 years with Philadelphia,
33-30-1)

Public Relations: Ron Howard
Office Phone: (215) 463-2500
Home Stadium: Veterans Stadium (65,356)
Team Colors: Kelly green, silver, and white
Division: NFC East

Scoring Leaders

Cris Carter, WR 66 points
Luis Zendejas, K 50 points
Roger Ruzek, K 38 points

Rushing Leaders

Randall Cunningham, QB 404 att./621 yards/4 TD
Anthony Toney, FB 172 att./582 yards/3 TD
Keith Byars, RB 133 att./452 yards/5 TD

Passing Leader

Randall Cunningham 532 att./290 comp./
3,400 yards/21 TD/15 int.

Receiving Leaders

Keith Byars, RB 68 rec./721 yards/0 TD
Keith Jackson, TE 63 rec./648 yards/3 TD
Cris Carter, WR 45 rec./605 yards/11 TD

Series Notes

The Cardinals hold a 44-38-5 advantage in the series dating back to 1935 ... in the last five years, the Cardinals have lost seven of 10 contests ... the teams figured in consecutive NFL championship games in the mid-1940s ... the Chicago Cardinals edged the Eagles 28-21 in frozen Comiskey Park on December 28, 1947 for the NFL title ... the Eagles avenged that loss with a 7-0 victory in Shibe Park on December 16 to become champions for 1948.

Last Meeting

December 24, 1989 (A) • Philadelphia 31-14
The Cardinals drove 42 yards on their first possession to take a 7-0 lead but Philadelphia took command with 21 unanswered points en route to a 31-14 Christmas Eve victory. Phoenix cut the lead to 21-14 at halftime but the stifling Eagle defense held the Cards scoreless in the second half, limiting Phoenix to 128 total yards (29 rushing/99 passing). The Eagles maintained an advantage of nearly 13 minutes in ball control, amassed 267 yards rushing, and added 10 insurance points in the second half. Two **Roy Green** touchdown receptions (62) broke Sonny Randle's franchise record of 60 touchdown catches.



Seattle Seahawks

Saturday, August 11 • 7:30 p.m.
Sun Devil Stadium (Preseason)

1989 Record: 7-9 (4th in AFC West)
Address: 11220 NE 53rd St., Kirkland, WA 98033
President/General Manager: Tom Flores
Head Coach: Chuck Knox (7 years with Seattle, 67-51;
5 years with L.A. Rams, 54-15-1)

Public Relations: Gary Wright
Office Phone: (206) 827-9777
Home Stadium: Kingdome (64,984)
Team Colors: Blue, green, and silver
Division: AFC West

Scoring Leaders

Norm Johnson, K 72 points
John L. Williams, FB 42 points

Rushing Leaders

Curt Warner, RB 194 att./631 yards/3 TD
John L. Williams, FB 146 att./499 yards/1 TD

Passing Leader

Dave Krieg 499 att./286 comp./
3,309 yards/21 TD/20 int.

Receiving Leaders

Brian Blades, WR 77 rec./1,063 yards/5 TD
John L. Williams, FB 76 rec./657 yards/6 TD

Series Notes

The Seahawks hold a 4-2 advantage in the preseason series dating back to 1981 ... the two teams first met in 1981 as the Cardinals prevailed 30-21 in the Kingdome ... Seattle then won by scores of 14-0 in 1982 and 17-7 in 1984 ... the only Cardinals' victory in three outings is a 28-21 decision in 1987 ... Seattle has won the last two preseason meetings, 21-7 in 1988 and 16-10 last year ... the Cardinals have won all three regular-season battles with the Seahawks, 30-24 at Seattle in 1976, 33-28 at St. Louis in 1984, and 34-24 last year in the Kingdome ... Seattle is the only team yet to defeat the Cardinals in regular-season play.

Last Meeting

September 17, 1989 (A) • Cardinals 34-24
Roy Green (8-166, 3 TDs) and **J.T. Smith** (7-104, 1 TD) combined for 15 receptions, 270 yards receiving, and all four touchdowns as the Cardinals sailed to a 34-24 victory in the hostile Kingdome. Phoenix controlled the ball well, scoring touchdowns on drives that began on their own 4, 10, 22 and 26 yard lines, and converted 10 of 12 third-down plays. **Gary Hogeboom** enjoyed a fine day at quarterback, completing 18 of 24 attempts for 298 yards and four touchdowns. Green's three touchdowns raised his overall career touchdown total to 61, eclipsing wide receiver Sonny Randle's franchise record of 60.



Washington Redskins

•Sunday, September 9 • 10:00 a.m.
R.F.K. Stadium

1989 Record: 10-6 (3rd place in NFC East)
Address: Redskin Park, 13832 Redskin Drive,
Herndon, VA 22071

Chairman of the Board: Jack Kent Cooke
Head Coach: Joe Gibbs (9 years with Washington,
102-48)

Public Relations: Charlie Dayton
Office Phone: (703) 471-9100
Home Stadium: RFK Stadium (55,670)
Team Colors: Burgundy and gold
Division: NFC East

Scoring Leaders

Chip Lohmiller, K128 points
Earnest Byner, RB54 points
Gary Clark, WR54 points

Rushing Leaders

Gerald Riggs, RB201 att./834 yards/4 TD
Earnest Byner, RB134 att./580 yards/7 TD
Jamie Morris, RB124 att./336 yards/2 TD

Passing Leader

Mark Rypien476 att./280 comp./
3,768 yards/22 TD/13 Int.

Receiving Leaders

Art Monk, WR86 rec./1186 yards/8 TD
Rickey Sanders, WR80 rec./1138 yards/4 TD
Gary Clark, WR79 rec./1229 yards/9 TD

•Sunday, September 30 • 5:00 p.m.
Sun Devil Stadium

Series Notes

The Redskins have won 25 of the last 30 games and hold a 53-31-1 advantage in the series that dates to 1937 ... the Cardinals' 30-21 win September 25, 1988 was a milestone, providing the Cards their first regular-season victory in Arizona ... that triumph also snapped a seven-game Redskin winning streak as the Cardinals would then go on to defeat all three Super Bowl winners from the previous three seasons in Sun Devil Stadium (Washington, N.Y. Giants and San Francisco).

Last Meeting

December 3, 1989 • Washington 29-10

After battling Washington to a 10-10 halftime deadlock, the Cardinals saw one interception returned for a score and another in the end zone stifle a scoring drive as they dropped a 29-10 decision. Starting quarterback **Gary Hogeboom** was forced to the sidelines after suffering a dislocated finger in the second quarter. **Tom Tupa** entered the contest to complete 10 of 20 attempts for 124 yards but also tossed two costly interceptions. The Cardinals managed only 29 yards rushing, their second-worst output of the season.



Cardinal Head Coach Joe Bugel addresses his "Hogs" at halftime during his tenure as the Washington Redskins' offensive line coach.



Important NFL Dates

- Sept. 17, 1920.....Chicago Cardinals and Decatur (Ill.) Staley's
- Aug. 27, 1921Green Bay Packers
- Jan. 28, 1922.....Decatur Staley's transferred to Chicago Bears
- Aug. 1, 1925 New York Giants; Detroit (withdrew July 27, 1927); reinstated August 12, 1928; declared inactive July 12, 1930; Portsmouth franchise moved to Detroit June 20, 1934.
- July 8, 1922Inactive Boston franchise transferred to syndicate headed by George Preston Marshall. Named Boston Braves. Changed to Redskins in 1933.
- July 8, 1933Pittsburgh Steelers.
- July 9, 1933.....Philadelphia Eagles (Bert Bell awarded franchise forfeited by Frankford Yellowjackets).
- Feb. 13, 1937.....Boston franchise transferred to Washington Redskins
- April 6, 1943.....Cleveland Rams (suspended operation for one season; resumed operations April 19, 1944).
- April 19, 1944 New York Yanks (merged with Brooklyn Tigers April 10, 1945; NFL cancels Boston franchise and awards franchise to Ted Collins as the New York Bulldogs, later the Yanks January 21, 1949; league purchases assets of Yanks, awards franchise to Dallas Texans January 19, 1952; franchise transferred to Baltimore January 23, 1953).
- Jan. 12, 1946..... Cleveland Rams transferred to Los Angeles Rams.
- Dec. 9, 1949 Baltimore Colts, Cleveland Browns, San Francisco 49ers join the NFL from the AAC. Baltimore disbanded following 1950 season.
- Jan. 23, 1953 Baltimore (see Boston Yanks above).
- Aug. 14, 1959.....AFL organization meeting: New York, Dallas, Denver, Los Angeles, Houston, and Minneapolis.
- Oct. 28, 1959.....Buffalo Bills admitted to AFL.
- Nov. 22, 1959.....Boston Patriots admitted to AFL.
- Jan. 27, 1960 Minneapolis withdraws from AFL.
- Jan. 28, 1960..... Dallas Cowboys awarded NFL franchise for 1960; Minnesota Vikings awarded NFL franchise for 1961.
- Jan. 30, 1960Oakland Raiders admitted to AFL.
- Mar. 13, 1960.....The Chicago Cardinals are transferred to St. Louis.**
- Feb. 10, 1961....AFL Los Angeles Chargers transferred to San Diego.
- Feb. 8, 1963.....AFL Dallas Texans transferred to Kansas City Chiefs.
- June 30, 1965....Atlanta Falcons awarded NFL franchise for 1968.
- Aug. 16, 1965....Miami Dolphins awarded AFL franchise for 1966.
- June 8, 1966.....NFL and AFL agree to form combined league of 24 teams under title of National Football League with regular-season competition to begin in 1970. Preseason games and the Super Bowl to begin in 1967. Pete Rozelle named commissioner.
- Nov. 1, 1966.....New Orleans Saints awarded NFL franchise for 1967.
- May 24, 1967 Cincinnati Bengals awarded AFL franchise for 1968.
- May 17, 1970 Baltimore, Cleveland, and Pittsburgh agree to join AFL teams to form American Conference while remaining teams form National Conference.
- April 24, 1974.....Tampa Bay Buccaneers awarded NFL franchise for 1976.
- June 4, 1974Seattle Seahawks awarded NFL franchise for 1976.
- Mar. 15, 1988.....The St. Louis Cardinals are transferred to Phoenix.**
- Mar. 22, 1989....Commissioner Pete Rozelle announces his resignation.
- Nov. 6, 1989.....Paul Tagliabue is named NFL commissioner.

Instant Replay

For the fifth consecutive season, NFL clubs have approved a limited system of instant replay on a one-year basis.

There is one significant change in the system from 1989. All replay reviews which involve contact to the field from the replay booth will be a maximum of two minutes in duration, timed from the moment when the umpire signals timeout.

The replay official will be assigned to a regular officiating crew and will attend crew meetings the day before each game.

The following table outlines the number of reversals and plays closely reviewed by instant replay in each of the previous four seasons.

	Games	Reversals	Plays Closely Reviewed
1986	224	38	374
1987	210	57	490
1988	224	53	537
1989	224	65	492

In 1986, the system was approved by a 23-4-1 vote. In 1987, the vote was 21-7. In 1988, replay was cleared by a 23-5 margin. In 1989, the vote was 24-4. In 1990, the vote was 21-7.

The NFL has discussed instant replay in some degree or other since the early 1970s. The league experimented in 1976 and 1978 using two basic frameworks—an independent system using cameras, replay machines, and technicians separate from the network covering the games, and a “no-frills” approach using existing television coverage.

In 1985, the NFL used the network feed of the nine nationally-televised preseason games to experiment with the basic system which later was adopted for 1986, 1987, and 1988. A total of 28 plays (17 confirmed calls, 4 inconclusive, 1 reversed, and 6 no replay shown) were closely examined in the 1985 experiment.

Q—What is the objective of this system?

A—The clubs feel that on certain plays the telecast viewed by the general public should be used to correct an indisputable error. The system will be used to reverse an on-field decision only when the replay official has **indisputable visual evidence** available to him that warrants the change.

Q—Who will be involved?

A—The replay official (a former NFL or collegiate official) will be positioned in a sideline replay booth which will house two television monitors and two high-speed VCRs plus radio communications to the on-field officials. The replay official makes the decision although a communicator (normally a member of the league office staff) and a technician also will be there to lend logistical help.

Q—Why is the system referred to as “limited” instant replay?

A—This system will concentrate on plays of **possession or touching** (e.g. fumbles, receptions, interceptions, punts) and most plays governed by the **sidelines, goal lines, end lines, and line of**

scrimmage (e.g. receiver or runner in or out of bounds, forward or backward passes, breaking the plane of the goal line). It also will be used to determine whether there are more than 11 men on the field.

Q—Why aren't most fouls included in this system?

A—It is recognized that in most circumstances the on-field officials have the best vantage points involving fouls. It is for this reason that instant replay **will not review** a list of the following 26 fouls.

1. Clipping
2. Encroachment and off-sides
3. Grasp of face mask
4. False start
5. Defensive pass interference
6. Offensive pass interference
7. Offensive holding and illegal use of hands
8. Illegal batting or punching ball
9. Illegal block on free kick or scrimmage kick
10. Illegal crackback
11. Illegal motion
12. Illegal use of forearm or elbow
13. Illegal use of hands by defense
14. Illegally kicking ball
15. Illegally snapping ball
16. Intentional grounding
17. Member of punting team downfield early
18. Illegal formation
19. Palpably unfair act
20. Piling on
21. Roughing the passer
22. Running into/roughing kicker
23. Striking, kicking, or kneeling
24. Unnecessary roughness
25. Unsportsmanlike conduct
26. Use of helmet as a weapon

Q—Is the television network carrying the game part of the review process?

A—No. Although the replay official will be viewing the live network feed, there is no communication to television personnel as to which plays to show or not to show. The replay official does not hear the television commentators.

Q—What is the step-by-step procedure of a play review?

A—The replay official will view game action and a play will be replayed immediately on one of the two monitors while the other one continues to record the live feed.

The replay official makes a determination if further study of the play is needed. If not, there is no contact with the field and play continues without interruption.

If the replay official believes an error may have been made, the umpire will be contacted via a headset.

The replay official will watch replay(s) on one or both monitors and complete his review within a reasonable period after the play is over.

The replay official will inform the umpire of his decision and the referee will make the appropriate announcement on the wireless microphone.

Training Complex



An artist's rendering of the Cardinals Training Complex and Corporate headquarters, Located in south Tempe, Arizona and scheduled to open early in the 1990 football season.

The new home of the Cardinals is a 94,000-square-foot training complex that unites all aspects of the team's football operations under in one impressive setting.

Scheduled to open early in the 1990 football season, the complex integrates state-of-the-art training facilities with premier office space, communications capabilities, and public meeting space.

Situated on 14.7 acres of land in south Tempe, Arizona, the complex possesses many characteristics that distinguish it as both a football facility and as an Arizona landmark. Inside and out, the Cards' new home boasts many innovative features.

It incorporates local materials such as copper, desert brick, and clay tile, complemented by desert landscaping which intergrate it into the natural surroundings.

Environmentally sensitive, it utilizes passive solar energy to light offices and corridors while employing masonry and shadow to eliminate heat.

The interior joins many important concepts. Specificity of design is reflected in the workout areas on the first level where a number of planned activities can occur simultaneously. Facilities are situated along a logical traffic pattern to accommodate a progressive flow of activities.

The first floor consists of player facilities that include the training area, an auditorium, locker room, hydrotherapy and spa rooms, indoor/outdoor weight-training room, offensive and defensive meeting rooms, and film/videotape rooms open to three playing fields (one lighted) on five acres of land.

The second floor comprises the administration and operations areas that include the coaching staff's offices. On the second and third floors, natural lighting and breezeways combine with advanced communications technology to create the most flexible office space possible. The integration of current electronic and construction technologies also makes the facility more economical to operate and easier to maintain.

An attached public area, ticket office, and public relations building complete the NFL's newest complex.

Furthermore, many details are invisible to the naked eye. The fields and team building are set at the same angle as Sun Devil Stadium, the Cards' home field at Arizona State University, simulating the position of the sun under game conditions.

Complex Facts

- Two-story administrative and player facilities
- Two-story public relations and ticket building
- Basement
- Mezzanine
- Two-court racquetball building
- Practice field maintenance building
- 430'x420' natural turf practice field, the equivalent of two full-length practice fields allowing choice of direction.
- 400'x150' lighted natural turf "game" field
- Tifway 419 custom sod, a rugged, fast-growing grass ideal for athletic fields in a desert climate.
- Natural day lighting to all habitable interior spaces.
- Copper-vaulted roof
- Computer and telephone-equipped custom-designed work carrels for media.
- Two private interview rooms.
- Reference library for media.
- Memorabilia room.
- Television studio.
- One hundred twenty-seven-seat auditorium with television hook-ups.
- Fifteen-person whirlpool spa
- "Cold plunge," a cold-water immersion tank used for acute injury treatment, soreness, and heat relief.
- Sauna and steam rooms.
- 9,600-square-foot indoor/outdoor weight and strength-training area with overhead outdoor misting system.
- State-of-the-art ticketing, video, computer, telephone cable, and satellite.
- Architect: Kenyon Architectural Group/Jones Studio, Inc.
- Contractor: The Weitz Company, Inc.
- Project Managers: CMX Group.

The Cardinals' new training complex during mid-summer construction, 1990.



Sun Devil Stadium

Sun Devil Stadium, home to Arizona State University football since 1958 and the Fiesta Bowl since 1971, added the National Football League to its glamorous past in 1988 when the Phoenix Cardinals also took residence in one of the nation's finest football facilities.

Literally carved from the desert, Sun Devil Stadium sits in a spectacular setting between two mountain buttes in Tempe, Arizona just southeast of Phoenix.

Sun Devil Stadium proved a most hospitable host to the Cardinals in the team's inaugural season in Arizona in 1988 when seven of the Cards' eight regular-season home games broke the club's previous single-game attendance records. The season total of 472,937 fans also easily eclipsed the Cardinal franchise's single-season home attendance mark.

Originally erected in 1958, Sun Devil Stadium has been expanded four times (1976, '77, '88, and '89). Capacity for NFL football in 1990 will be over 74,000. Improvements costing about \$20 million over the past three years have made the facility a football showcase.

The bowl (south) end was connected two years ago by Arizona State's dramatic six-story Intercollegiate Athletic Complex building and an extension of loge-level seats. A state-of-the-art video replay scoreboard and locker rooms in the north end also were added. The color video replay system, situated in the southwest corner, offers fans instant replays of game action. A complementary matrix board for messages and statistical information sits in the southeast corner.

In 1989, another \$11.5 million was spent to construct a three-story, 60,000 square-foot building atop the upper deck on the west side containing two 30-suite levels and topped by a modern press box and eight additional private suites. Served by four industrial-sized elevators—one for the media and three for the public—the addition offers working space for 200 sportswriters, new broadcast booths, booth space for statistical crews, coaches, public address personnel, security, scoreboard operations, and replay officials, and a rooftop camera deck in addition to suite seating for over 900 fans.

A new playing surface of Tifway "419" turf, an optimal sports turf, will be in place for the 1990 season. A major three-component project is planned that will widen and lower the field and include a new turf system with subsurface drainage.



Picturesque Sun Devil Stadium, situated between two buttes in Tempe, Ariz., will play host to the Super Bowl in 1993.


NFL Items

1990 Player Rule Changes

- Reduced the time interval between plays from 45/30 seconds to 45/25 seconds.
- Whenever a player goes out of bounds outside two minutes of the first half and five minutes of the second half, the game clock is to be started when the ball is spotted at the hash mark and the referee gives his ready signal rather than on the snap.
- Except in the last two minutes of the first half and the last five minutes of the second half and unless there is an injury or television utilizes a commercial opportunity, the game clock will be restarted following a kickoff return when the referee gives the ready signal rather than on the snap.
- Clarified the penalty for a player who butts, spears, or rams an opponent to make it clear that, in addition to a loss of 15 yards, the player may be disqualified if the action is judged to be of a flagrant or vicious nature.
- Reaffirmed the league's long-standing uniform code rules will be strictly enforced and was changed to permit a team to wear either all white or all black shoes whichever it chooses prior to each season. Note: A kicker may wear black or white shoes when he is in the act of kicking.
- Permitted still photos shot by game video cameras to be used during the playing of the game so long as the receiving unit is not located in the bench area.
- The yard lines marking the five yard lines will be extended four inches beyond the sideline six foot white border to assist in properly setting the chains at the start of each series.
- Changes the spot of enforcement for an illegal forward pass from the location of the ball when it is released to the spot where any part of the passer's body is beyond the line of scrimmage when the ball is released.

Dates

- July 5 Claiming period of 24 hours begins in waiver system. All waiver requests for the year are no-recall and no-withdrawal.
- Sept. 3 Roster cutdown to maximum of 47 players. Clubs may dress 45 players for each game. No later than 1:15 prior to kickoff of each game, clubs must establish an inactive list of two players.
- Sept. 25 Priority on multiple waiver claims is now based on the current season's standings.
- Oct. 16 Trading of player contracts/rights ends at 4 p.m. New York time.
- Oct. 16-17 NFL Fall Meeting, Chicago, Ill.
- Dec. 1 Deadline for reinstatement of players in reserve list categories of "retired," "did not report," and "veteran free agent asked to re-sign."
- Dec. 17-18 Balloting for AFC-NFC Pro Bowl.
- Dec. 28 Deadline for waiver requests in 1990 for non-playoff teams.
- Jan. 5-6, 1991 AFC and NFC first-round playoff games.
- Jan. 12-13, 1991 AFC and NFC second-round playoff games.
- Jan. 20 AFC and NFC championship games.
- Jan. 27 Super Bowl XXV, Tampa Stadium, Tampa, Fla.
- Feb. 3, 1991 AFC-NFC Pro Bowl, Aloha Stadium, Honolulu, Hawaii



WHEN THE BLITZ IS ON,
GATORADE IS THIRST AID FOR THAT DEEP DOWN BODY THIRST.



1990 PHOENIX CARDINALS MEDIA GUIDE

