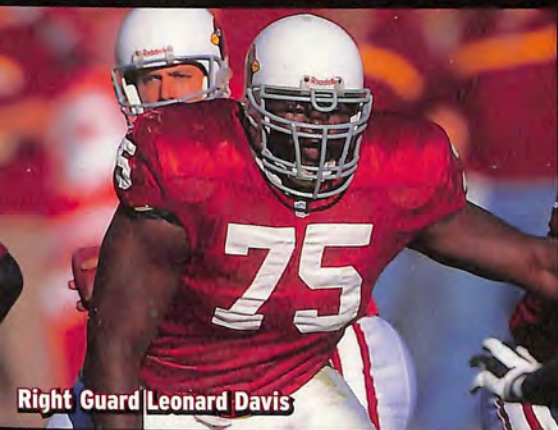


**Right Tackle Anthony Clement**



**Center Mike Gruttaduria**




**Right Guard Leonard Davis**


# Arizona Cardinals



**'02 Media Guide**



**Left Tackle L.J. Shelton**



**Left Guard Pete Kendall**

# Not getting the whole picture?



Face it,

90 seconds

of home team coverage

from a national sports news

show isn't good enough.

## ARIZONA SPORTS REPORT™

Now on FOX Sports Net, there's a full 30 minutes of sports news completely dedicated to your home teams.

**NIGHTLY 10PM**

© 2002 FOX Sports Net Arizona. All Rights Reserved.

**FOX**  
**SPORTS NET™**

[foxsports.com](http://foxsports.com)



More publications available at:

[www.retroseasons.com/library/](http://www.retroseasons.com/library/)

# 2002 Arizona Schedule

## Preseason

Date	Opponent	Site	Site Time	Arizona Time
Saturday, August 10	At San Diego Chargers	Qualcomm Stadium	7:00 p.m.	7:00 p.m.
Saturday, August 17	Green Bay Packers	Sun Devil Stadium	7:00 p.m.	7:00 p.m.
Saturday, August 24	Denver Broncos	Sun Devil Stadium	7:00 p.m.	7:00 p.m.
Thursday, August 29	At Oakland Raiders	Network Associates Coliseum	6:00 p.m.	6:00 p.m.

## Regular-Season

Date	Opponent	Site	Site Time	Arizona Time
Sunday, September 8	At Washington Redskins	FedEx Field	1:00 p.m.	10:00 a.m.
Sunday, September 15	At Seattle Seahawks	Seahawks Stadium	1:05 p.m.	1:05 p.m.
Sunday, September 22	San Diego Chargers	Sun Devil Stadium	1:05 p.m.	1:05 p.m.
Sunday, September 29	New York Giants	Sun Devil Stadium	1:05 p.m.	1:05 p.m.
Sunday, October 6	At Carolina Panthers	Ericsson Stadium	1:00 p.m.	10:00 a.m.
Sunday, October 13	Open Date			
Sunday, October 20	Dallas Cowboys	Sun Devil Stadium	1:15 p.m.	1:15 p.m.
Sunday, October 27	At San Francisco 49ers	3Com Park	1:05 p.m.	2:05 p.m.
Sunday, November 3	St. Louis Rams	Sun Devil Stadium	2:15 p.m.	2:15 p.m.
Sunday, November 10	Seattle Seahawks	Sun Devil Stadium	2:05 p.m.	2:05 p.m.
Sunday, November 17	At Philadelphia Eagles	Veterans Stadium	1:00 p.m.	11:00 a.m.
Sunday, November 24	Oakland Raiders	Sun Devil Stadium	2:05 p.m.	2:05 p.m.
Sunday, December 1	At Kansas City Chiefs	Arrowhead Stadium	Noon	11:00 a.m.
Sunday, December 8	Detroit Lions	Sun Devil Stadium	2:05 p.m.	2:05 p.m.
Sunday, December 15	At St. Louis Rams (ESPN)	Edward Jones Dome	7:30 p.m.	6:30 p.m.
Saturday, December 21	San Francisco 49ers	Sun Devil Stadium	3:00 p.m.	3:00 p.m.
Sunday, December 29	At Denver Broncos	Invesco Field At Mile High	2:15 p.m.	2:15 p.m.

[www.azcardinals.com](http://www.azcardinals.com)

## On The Cover

The Cardinals' formidable offensive line from a defensive perspective, from left: Right tackle Anthony Clement, right guard Leonard Davis, center Mike Gruttadauria, left guard Pete Kendall, and left tackle L.J. Shelton.

ARIZONA  CARDINALS

# Alphabetical Roster

No.	Name	Pos.	Ht.	Wt.	Birth Date	NFL Exp.	College	Hometown
38	Adams, Jonathan	RB	5-11	217	1/26/79	R	Arkansas State	Osceola, Ark.
20	Anderson Damien	RB	5-11	208	7/17/79	R	Northwestern	Wilmington, Ill.
73	Anderson, Kurt	G	6-4	313	8/6/78	R	Michigan	Evanston, Ill.
80	Banks, Mike	TE	6-4	263	11/5/79	R	Iowa State	Boone, Iowa
36	Barrett, David	CB	5-10	198	12/22/77	3	Arkansas	Osceola, Ark.
94	Bell, Marcus	DT	6-2	330	6/1/79	2	Memphis	Memphis, Tenn.
61	Borum, Jarvis	T	6-7	324	9/16/78	2	North Carolina State	Columbia, S.C.
89	Boston, David	WR	6-2	236	8/19/78	4	Ohio State	Humble, Tex.
71	Bowers, Andy	DE	6-5	286	2/22/76	2	Utah	Salt Lake City, Ut.
91	Bryant, Wendell	DT	6-4	314	9/12/80	R	Wisconsin	St. Louis, Mo.
95	Burke, Thomas	DE	6-3	275	10/12/76	4	Wisconsin	Poplar, Wisc.
51	Burton, Charles	OLB	6-1	240	5/6/79	R	Syracuse	Sugarland, Tex.
87	Bush, Steve	TE/LS	6-3	274	7/4/74	6	Arizona State	Paradise Valley, Ariz.
65	Clement, Anthony	T	6-8	328	4/10/76	5	Southwestern Louisiana	Lafayette, La.
62	Cook, Michael	T	6-6	347	6/23/78	2	Boston College	Walpole, Mass
75	Davis, Leonard	G	6-6	372	9/5/78	2	Texas	Wortham, Tex.
98	Davis, Russell	DT	6-4	316	3/28/75	4	North Carolina	Fayetteville, N.C.
46	Dawson, Dan	SS	6-2	210	6/13/78	R	Rice	Bauxite, Ark.
67	Dishman, Chris	G	6-3	340	2/27/74	6	Nebraska	Cozad, Neb.
7	Duncan, Tim	K	6-2	213	6/12/79	R	Oklahoma	Clinton, Okla.
72	Dwyer, Nate	DT	6-3	316	9/30/78	R	Kansas	Stillwater, Minn.
69w	Erickson, Jon	T	6-4	308	6/15/79	R	Baylor	Richardson, Tex.
79	Fatafeh, Mario	DT	6-2	300	1/27/79	2	Kansas State	Honolulu, Ha.
52	Fisher, Levar	OLB	6-1	233	7/2/79	R	North Carolina State	Beaufort, N.C.
59	Fredrickson, Rob	OLB	6-4	239	5/13/71	9	Michigan State	St. Joseph, Mich.
25	Gallimore, Justin	CB	5-10	197	8/17/78	R	Colorado State	Denver, Colo.
86	Gilmore, Bryan	WR	6-0	193	7/21/78	2	Midwestern (Tex.) State	Lufkin, Tex.
64	Grace, Steve	C	6-3	296	2/13/79	R	Arizona	Honolulu, Ha.
7	Gramatica, Bill	K	5-10	187	7/10/78	2	South Florida	LaBelle, Fla.
49w	Green, Anthony	FB	6-2	245	5/13/77	1	West Virginia	Jersey City, N.J.
14	Greisen, Chris	QB	6-3	227	7/2/76	4	N.W. Missouri State	Sturgeon Bay, Wisc.
60	Gruttadauria, Mike	C	6-3	280	12/6/72	7	Central Florida	Tarpon Springs, Fla.
13	Guy, Daniel	WR	6-2	211	12/11/77	1	Jackson State	Memphis, Tenn.
29	Harris, Quentin	FS	6-1	214	1/26/77	R	Syracuse	Wilkes Barre, Pa.
74	Haws, Robert	T	6-8	320	3/7/77	R	Northern Arizona	Canyon, Tex.
21	Hill, Renaldo	CB	5-11	183	11/12/78	2	Michigan State	Detroit, Mich.
48	Hodel, Nathan	TE/LS	6-2	245	11/12/77	1	Illinois	Fairfield Heights, Ill.
84	Jackson, Arnold	WR	5-8	173	4/9/77	2	Louisville	Jacksonville, Fla.
82	Jenkins, MarTay	WR	6-0	206	2/28/75	4	Nebraska-Omaha	Waterloo, Ia.
96	Johnson, Dennis	DE	6-5	264	12/4/79	R	Kentucky	Harrodsburg, Ky.
85	Jones, Freddie	TE	6-4	271	9/16/74	6	North Carolina	Landover, Md.
26	Jones, Thomas	RB	5-10	220	8/19/78	3	Virginia	Big Stone Gap, Va.
49r	Jones, Tyrone	LB	6-4	237	1/10/80	R	Texas	Galveston, Tex.
27	Joyce, Eric	CB	5-9	192	1/21/78	R	Tennessee State	Nashville, Tenn.
66	Kendall, Pete	G	6-5	288	7/9/73	7	Boston College	Weymouth, Mass.
42	Lassiter, Kwamie	S	6-0	207	12/3/69	8	Kansas	Newport News, Va.
41	Lucas, Justin	S	5-10	198	7/15/76	4	Abilene Christian	Victoria, Tex.
34	Makovicka, Joel	FB	5-11	251	10/6/75	4	Nebraska	Brainard, Neb.
11	McAddley, Jason	WR	6-2	204	7/28/79	R	Alabama	Oak Ridge, Tenn.
12	McCown, Josh	QB	6-4	220	7/4/79	R	Sam Houston State	Jacksonville, Tex.
45	McCray, William	FB	6-0	228	1/31/79	R	Florida State	Jacksonville, Fla.
39	McKinley, Dennis	FB	6-2	247	11/3/76	4	Mississippi State	Weir, Miss.
57	McKinnon, Ronald	MLB	6-0	248	9/20/73	7	North Alabama	Elba, Ala.
83	Mitchell, Tywan	TE	6-5	256	12/10/75	3	Minnesota State-Mankato	Crete, Ill.

No.	Name	Pos.	Ht.	Wt.	Birth Date	NFL Exp.	College	Hometown
76	Moody, Thomas	G	6-4	332	7/21/78	R	Florida	Seville, Fla.
69r	Moore, Alton	DE	6-7	288	11/11/79	R	Auburn	Bay Minette, Ala.
47	Morgan, Don	S	5-11	202	9/18/75	3	Nevada-Reno	Manteca, Calif.
63	Padgett, Jason	C	6-3	295	3/23/79	1	Louisville	Avondale, Ariz.
17	Parker, Ezekiel	WR	5-11	206	12/19/78	R	Louisville	Athens, Ga.
15	Parsons, Preston	QB	6-4	230	2/19/79	R	Northern Arizona	Beaverton, Ore.
10	Player, Scott	P	6-1	221	12/17/69	5	Florida State	St. Augustine, Fla.
16	Plummer, Jake	QB	6-2	212	12/19/74	6	Arizona State	Boise, Id.
19	Poole, Nathan	WR	6-2	212	2/1/77	1	Marshall	Danville, Va.
90	Procell, Jarrett	DE	6-2	275	11/4/77	1	Louisiana Tech	Bossier City, La.
23	Rhinehart, Coby	CB	5-11	196	2/7/77	4	Southern Methodist	Dallas, Tex.
58	Rutledge, Johnny	MLB	6-3	239	1/4/77	4	Florida	Belle Glade, Fla.
81	Sanders, Frank	WR	6-2	215	2/17/73	8	Auburn	Ft. Lauderdale, Fla.
54	Sanyika, Sékou	OLB	6-3	240	3/17/78	3	California	Hercules, Calif.
33	Scobey, Josh	RB	6-0	207	12/11/79	R	Kansas State	Oklahoma City, Okla.
70	Shelton, L.J.	T	6-6	335	3/21/76	4	Eastern Michigan	Rochester Hills, Mich.
31	Shipp, Marcel	RB	5-11	226	8/8/78	2	Massachusetts	Paterson, N.J.
18	Soliday, Jake	WR	6-1	195	11/16/78	R	Northern Iowa	Mansfield, Ohio
50	Starkey, Jason	C	6-4	297	7/15/77	3	Marshall	Barboursville, W. Va.
22	Starks, Duane	CB	5-10	172	5/23/74	5	Miami, Fla.	Miami, Fla.
44	Stone, Michael	CB	5-11	197	2/13/78	2	Memphis	Southfield, Mich.
92	Tanner, Barron	DT	6-3	346	9/14/73	5	Oklahoma	Athens, Tex.
55	Thompson, Ray	OLB	6-3	217	11/21/77	3	Tennessee	New Orleans, La.
78	Tosi, Mao	DT	6-6	312	12/12/76	3	Idaho	Anchorage, Alaska
93	Vanden Bosch, Kyle	DE	6-4	263	11/17/78	2	Nebraska	Larchwood, Ia.
97	Wakefield, Fred	DE	6-7	288	9/17/78	2	Illinois	Tuscola, Ill.
30	White, Anthony	RB	6-0	195	5/1/77	1	Kentucky	Twinsburg, O.
24	Wilson, Adrian	DB	6-3	217	10/12/79	2	North Carolina State	High Point, N.C.
56	Woods, LeVar	OLB	6-3	245	3/15/78	2	Iowa	Larchwood, Ia.
68	Wragge, Tony	G	6-4	311	8/14/79	R	New Mexico State	Creighton, Neb.
53	Young, Michael	MLB	6-2	247	6/1/78	1	Illinois	St. Louis, Mo.

## Numerical Roster

No.	Player	Pos.	No.	Player	Pos.	No.	Player	Pos.
6	Tim Duncan	K	42	Kwamie Lassiter	S	70	L.J. Shelton	T
7	Bill Gramatica	K	44	Michael Stone	CB	71	Andy Bowers	DE
10	Scott Player	P	45	William McCray	FB	72	Nate Dwyer	DT
11	Jason McCaddley	WR	46	Dan Dawson	SS	73	Kurt Anderson	G
12	Josh McCown	QB	47	Don Morgan	S	74	Robert Haws	T
13	Daniel Guy	WR	48	Nathan Hodel	TE/LS	75	Leonard Davis	G
14	Chris Greisen	QB	49r	Tyrone Jones	LB	76	Thomas Moody	G
15	Preston Parsons	QB	49w	Anthony Green	FB	78	Mao Tosi	DT
16	Jake Plummer	QB	50	Jason Starkey	C	79	Mario Fatafehi	DT
17	Ezekiel Parker	WR	51	Charles Burton	OLB	80	Mike Barks	TE
18	Jake Soliday	WR	52	Levar Fisher	OLB	81	Frank Sanders	WR
19	Nathan Poole	WR	53	Michael Young	MLB	82	MarTay Jenkins	WR
20	Damien Anderson	RB	54	Sékou Sanyika	OLB	83	Tywan Mitchell	TE
21	Renaldo Hill	CB	55	Ray Thompson	OLB	84	Arnold Jackson	WR
22	Duane Starks	CB	56	LeVar Woods	OLB	85	Freddie Jones	TE
23	Coby Rhinehart	CB	57	Ronald McKinnon	MLB	86	Bryan Gilmore	WR
24	Adrian Wilson	DB	58	Johnny Rutledge	MLB	87	Steve Bush	TE/LS
25	Justin Gallimore	CB	59	Rob Fredrickson	OLB	89	David Boston	WR
26	Thomas Jones	RB	60	Mike Gruttadauria	C	90	Jarrett Procell	DE
27	Eric Joyce	CB	61	Jarvis Borum	T	91	Wendell Bryant	DT
29	Quentin Harris	FS	62	Michael Cook	T	92	Barron Tanner	DT
30	Anthony White	RB	63	Jason Padgett	C	93	Kyle Vanden Bosch	DE
31	Marcel Shipp	RB	64	Steve Grace	C	94	Marcus Bell	DT
33	Josh Scobey	RB	65	Anthony Clement	T	95	Thomas Burke	DT
34	Joel Makovicka	CB	66	Pete Kendall	G	96	Dennis Johnson	DE
36	David Barrett	FB	67	Chris Dishman	G	97	Fred Wakefield	DE
38	Jonathan Adams	RB	68	Tony Wragge	G	98	Russell Davis	DT
39	Dennis McKinley	FB	69r	Alton Moore	DE			
41	Justin Lucas	S	69w	Jon Erickson	T			

# Covering The Cardinals

## Game Day

### Credential Requests

Members of the news media who have not been issued season credentials should request single-game credentials in writing on appropriate letter-head at least seven days in advance of the desired game. E-mail, or mail, or FAX requests to Paul Jensen, Director of Public Relations, P.O. Box 888, Phoenix, AZ 85001-0888. **All credentials are issued to individuals. Credentials are not transferable!**

(Public Relations FAX: 602/379-1821)

### Credential Security

Beginning in 2002, the Cardinals will require pictures on season credentials. Contact the team's public relations department to make photo arrangements if you cannot provide a digital mug shot.

### Credential Delivery

Credentials must be claimed in person for security purposes. If it is inconvenient to claim credentials at the Cardinals' public relations office at the team's training facility in south Tempe during normal working hours, they will be available with proper identification at the "will call" window located in the ticket office in the south end of Sun Devil Stadium (Fifth Street) on game days. **"Will call" opens three hours prior to kickoff.**

### Sun Devil Stadium Media Entrance

The media entrance to Sun Devil Stadium is located at the southwest corner above the television parking pad for media already holding credentials. Media members who must claim credentials at "will call" may enter the stadium in the vicinity of the ticket office located at the south end of Sun Devil Stadium off Fifth Street.

### Photographers

Sideline photography in the National Football League is limited to working media on specific assignment for an accredited sports publication or news service. **No freelance photographers are accommodated.** Only network television and authorized game personnel are admitted to the field without a camera. All field photographers must remain outside the bench areas and behind the broken lines that surround the entire perimeter of the playing field. All credentialled grips and messengers must remain on the perimeter of the playing field.

### Telephones

The Cardinals provide numerous telephone extensions from the Arizona State University telephone system throughout the press box at Sun Devil Stadium. Media outlets desiring dedicated lines should place orders by contacting Qwest Communications (602/630-6314) for lines, and AT&T (1-800/555-8111) for instruments.

### Locker Room Access/Post-Game Interviews

Members of the media wishing to conduct post-game interviews in the home and visiting locker rooms will be given access to players and coaches after the suggested "cooling-off" period following the conclusion of the game. Access is available only to individuals holding working credentials. Head Coach Dave McGinnis and selected players will hold their post-game press conferences in an interview room located directly across the hall from the Cardinals' locker room. Due to space limitations, an interview tent is erected outside the back door of the visiting locker room for the visitors' post-game interviews.

### Locker Room Locations

NFL locker rooms are located in a separate building outside the north end of Sun Devil Stadium. The Arizona locker room is the first room on the right; the visitors' locker room is at the end of the hallway.

### Press Box/Locker Room Routing

To reach the locker rooms from the press box, media must take the elevator to the main concourse level. There is no suitable path to walk to ground level from the press box. Emerging from the elevator at ground level, proceed north (left) along the stadium concourse. Walk to field level through the stands. Members of the media are permitted to view the conclusion of the game from inside the field fence at the northwest corner of the field. They will be allowed to proceed to the dressing rooms after game participants exit the playing field. **Media members are asked not to attempt to interview game participants—players and coaches—as they exit the field.**

### Parking

Press parking at Sun Devil Stadium is located in four places. Most media parking is located in three locations south and southwest of Sun Devil Stadium. A fourth ancillary location is east of the stadium.

### FAX Service

Media requiring FAX service should contact a member of the Cardinal public relations staff prior to the game to fill out a simple form outlining their needs. A \$10 fee is charged for long-distance FAXING.

## During The Week

### General Protocol

For the Cardinals' public relations office to better serve media needs, all members of the print and electronic press are asked to report to the public relations office upon arrival at the training facility. All photographers must notify the public relations office of their presence prior to gaining access to the practice field. No tripods are allowed. All media must claim and display a media access sticker for security purposes.

### Press Releases

The Cardinals now issue press releases via electronic transmissions—e-mail and FAX. Press releases no longer are mailed. To be added to the Cardinals' e-mail address book for press releases, contact the public relations office.

### Player Interviews

During the regular-season work week, Cardinal players typically are available to the media in the locker room during their lunch period. There is no media access to players on Tuesdays, their off day. Additional interview access also is available outside the locker room after the daily workouts and during pre-arranged appointments made through the public relations department.

### Head Coach Dave McGinnis Interviews

Cardinal Head Coach Dave McGinnis is available to the media as he leaves the practice field following each day's workout. On Mondays following games and Tuesdays, the players' off day, McGinnis conducts an interview session in the public relations department. Contact the Cardinals' public relations staff to verify times.

### Assistant Coaches/Staff Interviews

Interviews with Cardinal assistant coaches and other members of the organization should be arranged through the public relations department.

### Opponent Coach/Player Interviews

The head coach and a player from the Cardinals' upcoming opponent are interviewed via mid-week conference call, usually Wednesday. Contact the Cardinals' public relations office each week to verify times.

## Cardinals Public Relations Contacts

Paul Jensen ..... Director of Public Relations

Office Direct Phone ..... 602/379-1720

Office E-mail ..... pjensen@cardinals.nfl.com

Home Phone ..... 602/460-4324

Home E-mail ..... desertnorwegian@cox.net

Greg Gladysiewski ..... Media Coordinator

Office Direct Phone ..... 602/379-1722

Office E-mail ..... gregg@cardinals.nfl.com

Home Phone ..... 480/964-2046

Chris Melvin ..... Public Relations Assistant

Office Direct Phone ..... 602/379-1882

Office E-mail ..... cmelvin@cardinals.nfl.com

Cell Phone ..... 602/705-6055

Home E-mail ..... motorcity79@yahoo.com

Sherry Izynski ..... Administrative Assistant

Office Direct Phone ..... 602/379-1724

Office E-mail ..... sherry@cardinals.nfl.com

Public Relations FAX ..... 602/379-1821


# Contents

## Insert

2002 Schedule.....	A
Alphabetical Roster.....	B-C
Numerical Roster.....	C
Covering The Cardinals.....	D

## Staff

Administrators and Football Staff.....	1-46
Staff Directory.....	4-5
William V. Bidwill, President.....	6
Michael Bidwill, Vice President and General Counsel.....	7
Larry Wilson, Vice President.....	8
Bob Ferguson, General Manager.....	9
Rod Graves, Assistant to the President...	10
Jay Nienkark, Director of Player Administration.....	11
Rodd Newhouse, Pro Personnel Asst. ...	12
Jim Stanley, Pro Personnel Asst. ....	13
Jerry Hardaway, National Scouting Coordinator.....	14
George Belu, Scout.....	14-15
George Boone, Scout.....	15
Jim Carmody, Scout.....	16
Bill Dekraker, Scout.....	17
Steve Keim, Scout.....	17
Bob Mazie, Scout.....	18
Support Staff.....	19-26
John Omohundro, Head Trainer.....	19
Jim Shearer, Assistant Trainer.....	20
Jeff Herndon, Assistant Trainer.....	20
Mark Ahlemeier, Equipment Manager....	21
Steve Christensen, Asst. Equip. Mgr.....	21
Benny Greenberg, Video Director.....	22
Other Administrative Staff.....	23-26
Coaches.....	27-46
Dave McGinnis, Head Coach.....	28-31
Larry Marmie, Def. Coordinator.....	32
Rich Olson, Off. Coordinator.....	33
Geep Chryst, Quarterbacks.....	34-35
Mike Devlin, Asst. Off. Line/ Offensive Quality Control.....	35-36
Jeff FitzGerald, Linebackers.....	36-37
Joe Greene, Defensive Line.....	37-38
Pete Hoener, Tight Ends.....	38
Hank Kuhlmann, Special Teams.....	39-40
Stan Kwan, Special Teams Asst./ Defensive Quality Control.....	40-41
Kevin Ramsey, Defensive Backs.....	41
Bob Rogucki, Strength and Cond. ....	42
Johnny Roland, Running Backs.....	43-44
Jerry Sullivan, Receivers.....	44-45
George Warhop, Offensive Line.....	46



(Contents continued on page 2)

## Players

Veteran Players.....	47-148
Draft Choices.....	149-160
Free Agents.....	161-174

## 2001 Review

Narrative.....	176-181
Game Summaries.....	182-189
Final Statistics.....	190-191
Defensive Statistics.....	192
Game-By-Game Statistics.....	193
Individual Rushing.....	194
Individual Passing.....	195
Individual Receiving.....	195-196
Place Kicking.....	197
Punting.....	198
Punt Returns.....	199
Kickoff Returns.....	199
Individual Defense.....	200-208
Miscellaneous Statistics.....	209
Player Participation.....	210
Starting Lineups.....	211
Team Superlatives.....	212
Longest Plays.....	213
Cardinal Individual Superlatives.....	214
Opponent Individual Superlatives.....	215
Turnovers (Giveaways).....	216-217
Turnovers (Takeaways).....	218-219
Inside-The-20 Efficiency.....	220-221
Drive Charts.....	222
"When" Statistics.....	222
Third Down Efficiency.....	223
Possession Chart.....	223
Inactives.....	224

## History


Franchise History.....	226-230
Leavin' 'em Long.....	231-233
The End To End All Ends.....	234-236
All-Time Alphabetical Roster.....	237-246
All-Time Numerical Roster.....	247-258
Cards By Colleges.....	259-260
Retired Jersey Numbers.....	261
Annual Results.....	262
All-Time Results.....	263-288
Preseason History.....	289-292
Rivalries.....	293-297
Annual Leaders.....	298-302
Head Coaches.....	303
Assistant Coaches.....	303-305
Pro Bowlers.....	305
Monday Night Results.....	305
Overtime Games.....	306-307
All-NFL/Postseason Awards.....	308-310
The Last Time.....	311-312
Draft History.....	313-316
Draftees By School.....	317-318

## Records

Single-Season Bests.....	320-321
Longest Plays.....	322-323
Individual Records.....	324-335
Scoring.....	324-325
Rushing.....	326-327
Passing.....	327-329
Receiving.....	329-330
Combined Yardage.....	330
Interceptions.....	331
Punting.....	332
Punt Returns.....	332-333
Kickoff Returns.....	333-334
Fumbles.....	335
Longevity.....	335
Team Records.....	336-343
Scoring.....	336-337
First Downs.....	337-338
Total Yards.....	338
Rushing.....	339
Passing.....	339-340
Interceptions.....	341
Penalties.....	341
Punting.....	342
Punt Returns.....	342
Kickoff Returns.....	342-343
Fumbles.....	343
Miscellaneous.....	343
Postseason Records.....	344-346
Individual, Game.....	344-345
Team, Game.....	345-346

## Miscellaneous

2001 NFL Weekly Schedule.....	348-350
2001 NFL Team Schedules.....	351-355
2001 NFL Prime Time TV Schedule.....	356
2001 NFL Regular-Season TV Schedule.....	356
2000 Opponents.....	357-363
Carolina Panthers.....	357
Dallas Cowboys.....	357
Denver Broncos.....	358
Detroit Lions.....	358
Green Bay Packers.....	359
Kansas City Chiefs.....	359
New York Giants.....	360
Oakland Raiders.....	360
Philadelphia Eagles.....	361
St. Louis Rams.....	361
San Diego Chargers.....	362
San Francisco 49ers.....	352
Seattle Seahawks.....	363
Washington Redskins.....	363
NFL Milestones.....	364-365
Sun Devil Stadium.....	366
Training Facility.....	367
Cardinals Charities.....	368-369
Cards In The Community.....	370-371
Cardinals Broadcasting.....	372-373
Training Camp.....	374
Media Directory.....	375-376
Road Accommodations.....	376



## Administrative Staff



# Cardinals Directory

## Administration

William V. Bidwill.....Chairman and President  
Nancy J. Bidwill.....Vice President  
Thomas J. Guilfoil.....Vice Chairman  
Michael J. Bidwill.....Vice President/  
General Counsel  
Larry Wilson.....Vice President  
Melissa Gaspard.....Executive Assistant/Paralegal  
Lisa Mardeusz,  
Lauri Majewski.....Admin. Asst.

## Coaching Staff

Dave McGinnis.....Head Coach  
Larry Marmie.....Defensive Coordinator  
Rich Olson.....Offensive Coordinator  
Geep Chryst.....Quarterbacks  
Mike Devlin.....Assistant Offensive Line/  
Offensive Quality Control  
Jeff FitzGerald.....Linebackers  
Joe Greene.....Defensive Line  
Pete Hoener.....Tight Ends  
Hank Kuhlmann.....Special Teams  
Stan Kwan.....Special Teams Assistant/  
Defensive Quality Control  
Kevin Ramsey.....Defensive Backs  
Bob Rogucki.....Strength and Conditioning  
Johnny Roland.....Running Backs  
Jerry Sullivan.....Receivers  
George Warhop.....Offensive Line  
Martin Streight.....Strength and Conditioning Intern  
Karen Jackson,  
Stephanie Smith.....Admin. Assts.

## Personnel

William V. Bidwill, Jr. ....Vice President  
Bob Ferguson.....General Manager  
Rod Graves.....Assistant to the President  
Jay Nienkark...Director of Player Administration  
Jim Stanley.....Pro Personnel Assistant  
Rodd Newhouse.....Pro Personnel Assistant  
Jerry Hardaway.....National Scouting Coordinator  
George Belu.....Scout  
George Boone.....Scout  
Jim Carmody.....Scout  
Bill Dekraker.....Scout  
Steve Keim.....Scout  
Bob Mazie.....Scout  
Linda Schroeder, Ann Jones,  
Jennifer Sammartano.....Admin. Assts.

## Accounting

Charley Schlegel.....Treasurer and  
Chief Financial Officer  
Judy Maloney.....Accountant  
Krista Winn.....Accountant  
Kim Fortney, Marie Lay, Karen Sisley,  
Donna Yalowizer.....Admin. Assts.

## Athletic Training/Medical

John Omohundro.....Head Trainer  
Jim Shearer.....Assistant Trainer  
Jeff Herndon.....Assistant Trainer  
Dr. Russell Chick...Team Physician (Orthopedist)  
Dr. Wayne Kuhl.....Team Physician (Internist)  
Dr. Louis Rosenbaum.....Team Ophthalmologist  
Dr. Harvey Lester.....Team Dentist  
Dr. Curtis Maynard.....Team Chiropractor  
Dr. Dan Blackwood.....Neuro-Psychologist  
Tim Michael.....Massage Therapist  
Brian Tufts.....Massage Therapist  
Rich Elsner.....Physical Therapist  
Ronnie Mullins.....Team Nutritionist

## Cheerleaders

Molly Handy-Young.....Director of Cardinals  
Cheerleaders

## Community Relations

Luis Zendejas.....Director of Community Relations  
Barbara Gill.....Community Relations Coordinator  
Shawn Clark.....Intern

## Equipment

Mark Ahlemeier.....Equipment Manager  
Steve Christensen.....Asst. Equipment Manager

## Front Office

Nancy Keenoy.....Office Manager  
Estelle Moreno, Tasha Vigil,  
Amber Kelley.....Admin. Asst.

## Security

Rick Knight.....Director of Security

## Information Services

Mark Feller.....Information Services Director  
Theresa Penniman.....PC/LAN Administrator

## Marketing/Sales

Ron Minegar.....Vice President-Marketing and Sales  
Nicole Bidwill.....Vice President  
Craig Amazeen.....Director of Broadcasting  
Dave Pasch.....Broadcaster  
Steve Bomar.....Director of Ticketing  
Jamie Brandt.....Director of Ticket Sales  
Scott Bull.....Director of Group Sales  
Joe Hickey.....Director of Corporate Sales  
Lisa Manning.....Director of Marketing  
and Promotions  
Chrissy Mauck.....Marketing Communications  
Coordinator  
Pat Tankersley.....Director of Cardinals Charities  
Steve Walsh.....Director of Operations  
Cari Belanger-Maas.....Manager of Suite  
and Guest Relations  
Kevin Jacobsen.....Broadcast Coordinator  
Jim Omohundro.....Broadcast Assistant  
Erica Stoloff.....Corporate and Broadcast  
Services Coordinator  
Tressa Hanger.....Corporate Sales Representative  
Michael Iaquina.....Corporate Sales Representative  
Adam Turner.....Corporate Sales Representative  
Marty Jones.....Ticket Sales Representative  
Steve Krause.....Ticket Sales Representative  
Jeff Orenstein.....Ticket Sales Representative  
Mike Sawyer.....Suite Sales Representative  
Ryan Funk.....Ticket Office Representative  
Ken Nichols.....Ticket Office Representative  
Debbie O'Niell.....Ticket Office Representative  
Scott Gavin.....Game Entertainment  
Wendy Cooley.....Entertainment Coordinator

## Maintenance

Jim Keillor.....Superintendent  
Stefan Gunther.....Assistant Superintendent  
Tim Peterson.....Turf Manager  
Bob Schindler.....Assistant Turf Manager  
Bob Marum.....Admin. Asst.

## Player Relations

Anthony Edwards.....Director of Player Programs  
Barbara Jenkins.....Admin. Asst.

## Public Relations

Paul Jensen.....Director of Public Relations  
Greg Gladysiewski.....Media Coordinator  
Chris Melvin.....Public Relations Assistant  
Sherry Izynski.....Admin. Asst.

## Team Shop

Tim Hammer.....FMI General Manager

## Video

Benny Greenberg.....Video Director

# Quick Reference

## Mailing Address

P.O. Box #888  
Phoenix, AZ 85001-0888

## Overnight Delivery Address

8701 S. Hardy Drive  
Tempe, AZ 85284-2800

## Team Shop

Team Shop.....602/379-1759  
877/994-6733

## Telephones

Switchboard.....602/379-0101  
Administrative FAX.....602/379-1819  
Public Relations FAX.....602/379-1821  
Marketing FAX.....602/379-1772

## Tickets

Ticket Office.....602/379-0102  
800/999-1402  
Ticket FAX.....602/379-1773  
Ticketmaster (Game).....480/784-4444  
520/321-1000  
Ticketmaster Web Site...www.ticketmaster.com

## Game Day, Sun Devil Stadium

Press Box.....480/965-6207  
Ticket Office.....480/965-8245  
Press Box FAX.....480/965-8289  
A.S.U. Stadium Mgmt.....480/965-3933  
Fan Game Day Hotline.....480/965-8777  
Emergency.....480/965-7064

## Training Camp

**Gabaldon Hall**  
**Northern Arizona University**  
**Flagstaff, AZ 86011**

Administrative Offices.....928/523-1818  
Public Relations.....928/523-1855  
928/523-1866  
Public Relations FAX.....928/523-1830  
Media Work Room.....928/523-1885  
928/523-1886  
Fan Hotline.....928/523-2273 (Statewide)  
602/379-1714 (Phoenix)

**www.azcardinals.com**



# William V. Bidwill

## President

**College: Georgetown**

**Hometown: Chicago, Illinois**

**W**illiam V. Bidwill's association with the Cardinals began as a child ball boy on Chicago's South Side and continues today as owner and president.

The 71-year-old Chicago native presides over the oldest continuously-operated professional football franchise that dates to 1898. The Cardinals and the Chicago Bears are the two charter members of the National Football League (1920).

The Cardinals have remained in the Bidwill family since William's father, Charles, a prominent Chicago sports figure and member of the Pro Football Hall of Fame, purchased the team in 1932. Charles ran the club until his death in the Cardinals' NFL championship year of 1947.

His wife, Violet, guided the franchise's fortunes for the next 15 years, followed jointly by sons William and Charles, Jr. (Stormy). William became sole owner in 1972.

Named a Cardinal vice president during his undergraduate days at Georgetown University, William Bidwill returned to Chicago from the Navy in 1956 to begin assisting family interests that included football. When the Cardinals moved

to St. Louis in 1960, Bidwill returned to the organization on a full-time basis.

Bidwill remains involved in all areas of the Cardinals' day-to-day operation. He operates the organization in south Tempe, Arizona from its award-winning training facility the team has called home since construction was completed in September, 1990.

He has been credited with his leading role in bringing Super Bowl XXX to Arizona on January 28, 1996. He also was a pivotal voice in Arizona's original award of Super Bowl XXVII.

An active supporter of various civic and charitable organizations and endeavors, Bidwill directed the formation of Cardinals Charities, the team's organization dedicated to supporting worthy Arizona causes, shortly after the Cardinals arrived in the state.

Bidwill currently is seated on the NFL Broadcasting Committee and co-chairs the NFL Retirement Board Trustees (Bert Bell/Pete Rozelle Plans).

Bidwill and his wife, Nancy, are the parents of five children and have seven grandchildren. □



# Michael J. Bidwill

## Vice President and General Counsel

**College: St. Louis University**  
**Hometown: St. Louis, Missouri**  
**Cardinal Season: 7th**

**M**ichael Bidwill has assumed a challenging variety of responsibilities since joining the Cardinals' organization in 1996.

Bidwill's most visible role is his leadership in overseeing the team's interests in the design and construction of the new Cardinals' stadium in the Valley that will serve as the team's new home.

The pursuit of a new stadium remains Bidwill's primary focus. He has been a driving force in community and political arenas as a vision for the eventual public-private partnership went from concept to reality.

The efforts of Bidwill and other community leaders will bring the state of Arizona a new stadium home for the Cardinals, Fiesta Bowl, and future Super Bowls while also creating revenue streams to buoy the Cactus League (Arizona spring training baseball), fund community youth recreation, and double the state's tourism promotion budget in Maricopa County. Bidwill oversaw the campaign strategy that created the dramatic come-from-behind win in which County voters approved the stadium funding plan.

In March 2002, NFL Commissioner Paul Tagliabue named Bidwill to one of the league's most prominent committees, the Management Council Executive Committee, the NFL's labor relations council charged with bargaining with the players' association.

In other administrative capacities, Bidwill continues to help mold the Cardinals' future.

He spearheaded the restructuring of the

Cardinals' marketing and sales department in 2000 and oversaw the restructuring of the team's community relations efforts in 2001.

Bidwill's impact on the Cardinals' organization has been recognized. He is a past nominee for *Street and Smith's Sports Business Journal's* "40 Under 40" celebrating the achievements of 40 of the top young executives in sports, and was named to *The (Phoenix) Business Journal's* "Valley 100-Plus Influential," the commerce publication's listing of prominent and influential business leaders in greater Phoenix.

From 1990-96, Bidwill was a federal prosecutor in Phoenix where he specialized in homicide and other violent crime cases. He also directed three task forces, including the FBI's gang task force on the Navajo Indian Reservation in north-east Arizona.

He received seven letters of commendation in his role with the U.S. Department of Justice from various law enforcement agencies.

Bidwill is active in the community, serving on numerous committees and boards for a variety of Phoenix-area community and charitable organizations.

He holds a 1987 Bachelor of Science degree in finance from St. Louis University and a 1990 law degree from Catholic University in Washington, D.C.

Born December 6, 1964 in St. Louis, Missouri, Bidwill resides in Paradise Valley, Arizona. □



# Larry Wilson

## Vice President

**College:** Utah  
**Hometown:** Rigby, Idaho  
**Cardinal Season:** 43rd  
**NFL Season:** 43rd

**L**arry Wilson, one of the greatest defensive backs in NFL history, has enjoyed a career that spans 43 years as a player and front-office executive.

A 1978 inductee into the Pro Football Hall of Fame, Wilson received another milestone honor in 1994 when he was named to the NFL's all-time team announced to commemorate the league's 75th anniversary.

A legendary defensive back for the Cardinals during their first 13 seasons in St. Louis and one of only four players in franchise history to have his jersey retired, Wilson's NFL career began with 13 seasons (1960–72) as a player and has continued with a variety of administrative posts.

Wilson started his climb up the team's organizational ladder as director of professional scouting (1973–76) and director of professional personnel (1977–88). He also guided the team as interim head coach for the final three games of the 1979 season, earning credit for victories over the San Francisco 49ers and New York Giants.

His current duties include responsibility for Cardinal Charities, special events, team travel, and training camp at Northern Arizona University in Flagstaff, Arizona.

During the Cardinals' inaugural season in Phoenix in 1988, Wilson was appointed vice president and general manager to guide the franchise's football fortunes as it entered a new era in Arizona, a position he held through the 1993 season. During that span, Wilson hired a new head coach (Joe Bugel) and director of college scouting (Bob Ackles), played an active part in planning the Cardinals' state-of-the-art training facility, took a prominent role in the team's draft decision making, and implemented an aggressive approach to free agency.

As a player, Wilson reached legendary status as a hard-hitting six-time all-pro and eight-time Pro Bowl free safety, appearing in 169 NFL games—

all as a Cardinal—from 1960–72. His name is referenced throughout the Cardinal record book.

He still owns club records for career interceptions (52), career interception yardage (800), and single-game interception return yardage (115).

Wilson's 96-yard interception return for a touchdown against Cleveland on December 19, 1965 remains the longest in Cardinal history, and his 91-yard interception for a touchdown the following year against Philadelphia remains third on the same list. He led the Cardinals in interceptions six times and intercepted three passes in a single game twice.

He also held or shared the franchise record for career interception returns for touchdowns (five) until 1997 when cornerback Aeneas Williams tallied his sixth.

In 1966, Wilson enjoyed one of his finest seasons with an NFL-leading 10 interceptions, including three in one game against the Chicago Bears on October 31, while tying a league record by intercepting a pass in seven consecutive games.

Wilson also held the Cardinal record for longest fumble return, an 88-yard jaunt for a touchdown at Green Bay on December 21, 1969, until 2000 when Williams broke it with an NFL record-tying 105-yard return. Wilson's 88-yarder was one of two career fumbles he returned for touchdowns and one of 12 career fumbles he recovered, the latter ranking fifth in Card annals.

Born in Rigby, Idaho, Wilson was a running back at the University of Utah.

Wilson was selected by the Cardinals in the seventh round of the 1960 NFL Draft. After converting to the defensive backfield due to injuries, Wilson and coach Chuck Drulis innovated one of today's most potent and exciting aspects of defensive football—the safety blitz.

Wilson and his wife, Nancy, reside in Scottsdale, Arizona. □



# Bob Ferguson

## General Manager

**College: Washington**  
**Hometown: Federal Way, Washington**  
**Cardinal Season: 7th**  
**NFL Season: 29th**

**B**ob Ferguson became the Cardinals' senior football official on May 1, 1999 when President William V. Bidwill promoted him to the newly-created position of general manager.

Later in 1999, he was appointed to the NFL's prestigious Competition Committee that oversees competitive aspects of the game on the field and recommends rules and policy changes to the clubs.

He currently serves on the committee with Tampa Bay Buccaneers General Manager Rich McKay (co-chairman), Tennessee Titans Head Coach Jeff Fisher (co-chairman), Baltimore Ravens' Vice President-Player Personnel Ozzie Newsome, Indianapolis Colts President Bill Polian, Carolina Panthers President Mark Richardson, Seattle Seahawks Head Coach Mike Holmgren, and New York Giants' Executive Vice President and General Counsel John Mara. Also, first-year Colts' Head Coach Tony Dungy is a non-voting member of the committee.

Ferguson's Cardinal responsibilities include authority over football philosophy, player personnel, the coaching staff, pro and college scouting, the annual NFL Draft, and free agency.

Ferguson also is consulted by Bidwill on salary cap and player contract matters, along with Assistant to the President Rod Graves, who remains the team's primary contract negotiator, Vice President Bill Bidwill, Jr., who continues providing strategic financial planning on salary cap issues, and Player Personnel Administrator Jay Nienkark, who is the club's daily salary-cap administrator and support negotiator.

Ferguson, 51, is a 29-year veteran of various

NFL positions. He has formed his philosophies from an impressive list of NFL head coaches with whom he has worked—Chuck Knox, Tom Landry, Marv Levy, Jack Patera, Wade Phillips, Mike Shanahan, and Bill Walsh.

Ferguson joined the Cardinals in February of 1996 following 11 seasons with two rising franchises, the Buffalo Bills and Denver Broncos.

He served as the Broncos' director of player personnel for three seasons prior to joining the Cardinals following eight seasons with the Bills in various personnel positions, including assistant general manager/director of pro personnel in 1989.

The Federal Way, Washington native began his NFL career with the Seattle Seahawks as director of sales and special events from 1975–79 before moving into a scouting combine serving Buffalo, Dallas, San Francisco, and Seattle as an area scout from 1981–83.

He joined the Cowboys from 1984–85 to handle performance testing before moving to Buffalo.

Ferguson lettered three times at linebacker at the University of Washington, garnering second team all-Pac-8 Conference accolades as a junior and senior.

He earned a 1973 bachelor's degree in radio/television communications from the Seattle school before free-agent tryouts with the San Diego Chargers (1973), Los Angeles Rams (1974), and Portland Storm of the World Football League (1974).

Ferguson and his wife, Colleen, have three daughters—Vanessa (Rute), Nathalie, and Allison. The family resides in Gilbert, Arizona. □



**R**od Graves begins his sixth season with the Cardinals as assistant to the president after 13 years in various personnel capacities with the Chicago Bears.

Graves joined the Cards in June of 1997 and was appointed to assume responsibility for the administration of the team's scouting department in May of 1998.

In his current capacity, Graves, 43, also serves as the team's primary contract negotiator in addition to overseeing college and professional scouting efforts, assisting salary-cap management, and consulting on other business aspects of the football operation.

A native of Houston, Texas, Graves began his career in professional football personnel work in 1982 as a regional scout for the Philadelphia Stars of the United States Football League. It was then he first crossed paths with former Cardinals' Head Coach Vince Tobin, the Stars' defensive coordinator. In 1983, Graves was promoted to assistant

director of player personnel.

He joined the National Football League in 1984 as a regional scout for the Chicago Bears, a position he held until promoted to director of college scouting in 1993, then director of player personnel in 1994.

During his tenure with the Bears, he worked for Bill Tobin, the team's director of player personnel and older brother of Vince Tobin, along with Cardinal Head Coach Dave McGinnis and running backs coach Johnny Roland.

Graves, who holds a bachelor's degree in economics from Texas Tech, is the son of the late Jackie Graves, the former assistant director of player personnel for the Philadelphia Eagles.

Graves is a past member of the NFL College Advisory Committee and the NFL World League Committee.

He resides in Phoenix with his wife, Dreama, and her two daughters, Brittany and Taylor. □



# Jay Nienkark

## Director of Player Administration

**College: Lamson J.C.**  
**Hometown: Lost Nation, Iowa**  
**Cardinal Season: 11th**  
**NFL Season: 11th**

Arizona Cardinals' "capologist" Jay Nienkark begins his 11th season with the team and his sixth in his current capacity as director of player administration after a five-year tenure as a staff assistant in the football personnel department.

He also serves as the Cards' training camp coordinator.

Nienkark is one of seven members of the NFL Management Council's Club Services Committee, which has helped developed new systems for player contract reporting, salary cap management, and information management.

The 38-year-old Nienkark utilizes his management, accounting, and computer background to serve as a foundation for negotiating player contracts, salary cap projections, implementing analysis methods for salary and player information for the Cardinals and around the NFL, analyzing league rookie pool and free agency trends, and

compliance with the NFL collective bargaining agreement and player personnel rules.

Nienkark also assisted in the design and implementation of the Cardinals' computerized professional scouting system.

Born and raised in Lost Nation, Iowa, population 500, Nienkark was forced to concentrate on baseball and basketball at Lost Nation High School, a school too small to field a football team.

Nienkark later served in the U.S. Air Force from 1986-90. Prior to joining the Cardinals in 1992, Nienkark held positions with Lamson (Ariz.) Junior College, Valley National Bank, and Circle K Corporation.

Nienkark holds an associate's degree in applied science in microcomputer operations from Lamson.

He lives in Chandler, Arizona with his wife, Julie, and their daughters, Brooke and Lauren. □



# Rodd Newhouse

## Pro Personnel Assistant

**College:** Rice  
**Hometown:** Dallas, Texas  
**Cardinal Season:** 4th  
**NFL Season:** 5th

**R**odd Newhouse begins his fourth season with the Cardinals as the club's pro personnel assistant, responsible for overseeing the team's evaluation of professional players, providing input into the club's personnel evaluation and decision-making process, handling matters involving the waiver procedure and free agent signings, and advance scouting of future opponents.

Following his collegiate football career as a running back at Rice University where he earned degrees in economics, managerial studies, and sports management, Newhouse signed briefly as a free agent with the Baltimore Ravens in 1998.

In the spring and fall of 1998, he worked for the Dallas Cowboys as an assistant to his father, Robert Newhouse, the Cowboys' player programs director, who played for Dallas from 1972-83 and was a member of three Super Bowl teams. The younger Newhouse facilitated various player community programs and monitored career development opportunities.

In the fall of 1998, Newhouse worked with the National Football League Management Council, NFL Properties (the league's marketing arm), and

NFL Security.

As a member of the Management Council staff, Newhouse worked in the area of player programs and labor relations where he helped develop programs in continuing education and financial and career advancement for NFL players, spouses, and their families. He also helped monitor the league's salary cap reconciliation through analysis of contract negotiations and legalities as it pertained to the collective bargaining agreement, and was responsible for preparation of the data base for players obtained by the new Cleveland Browns' franchise via the expansion draft.

As a collegian at Rice, Newhouse gained 484 yards rushing and scored two touchdowns on 95 carries in 44 games (14 starts). He also caught five passes for 135 yards, including a career-long 62-yarder against Ohio State as a junior, and returned seven kickoffs for 114 yards.

Born May 21, 1975 in Dallas, Newhouse, who was selected to the under-16 U.S. National regional soccer team as a teenager, attended Lake Highlands High School in Dallas.

He resides in Chandler, Arizona. □



# Jim Stanley

## Pro Personnel Assistant

**College: Texas A&M**  
**Hometown: Lynch, Kentucky**  
**Cardinal Season: 8th**  
**NFL Season: 20th**

**J**im Stanley, the former head coach of the Michigan Panthers (USFL) and Oklahoma State University (O.S.U.), begins his eighth season in scouting after coaching the Cardinals' defensive line in 1994.

Stanley, a 13-year NFL coaching veteran, joined the Cardinals in 1995 following six seasons with the Houston Oilers, including 1993 when the Oilers set a club record with 52 quarterback sacks and ranked first in the NFL in both rushing defense (79.6 yards per game) and interceptions (26). Houston logged 50 sacks in 1992.

Before joining the Oilers, Stanley served as defensive coordinator for the Tampa Bay Buccaneers in 1986.

From 1983-84, he compiled a 22-14 record as head coach of the Panthers, a span that included a 12-6 mark, the USFL championship, and league coach-of-the-year honors in 1983.

He was defensive backs coach in 1979 for the New York Giants and from 1980-82 with the Atlanta Falcons.

As the six-year (1973-78) head coach at O.S.U., the Cowboys posted a 35-33-2 composite record and earned bowl victories in 1974 (Fiesta) and '76 (Tangerine). The latter 9-3 squad was Big Eight Conference co-champion. During his

Stillwater stay, he also was selected to coach in the East-West Shrine Game (1973), the Hula Bowl (1977), and the Japan Bowl (1977).

Prior to his promotion to the Oklahoma State head-coaching position, Stanley was the Cowboys' defensive coordinator/assistant head coach for the 1972 season in his second stint at O.S.U.

Earlier, he was defensive coordinator for the Canadian Football League's Winnipeg Blue Bombers (1971-72), the U.S. Naval Academy (1969-70), and O.S.U. (1963-68).

His first two college coaching positions were as an assistant at Southern Methodist (1961) and Texas-El Paso (1962).

Stanley began his coaching career in the Amarillo, Texas high school system from 1959-60.

As a player, Stanley was a three-year starter at Texas A&M under legendary Head Coach Paul "Bear" Bryant. He played offense (guard) and defense (tackle) for the Aggies who went undefeated in 1956.

Born June 22, 1934 in Lynch, Kentucky, Stanley and his wife, Sylvia, have four grown children—daughters Rhonda and Starlyn, and sons Mark and Matthew. □



# Jerry Hardaway

## National Scouting Coordinator

**College:** Southern Illinois  
**Hometown:** Memphis, Tennessee  
**Cardinal Season:** 14th  
**NFL Season:** 15th

**J**erry Hardaway, who returned to the Cardinals' organization in 1996 after a one-year hiatus (1995) as an area scout for the expansion Carolina Panthers, was promoted to the newly-created position of national scouting coordinator in May, 1999.

In his current capacity, Hardaway has expanded his scouting expertise to the entire nation, cross-checking evaluations of the rest of the Cardinals' scouting staff and offering additional study of top collegiate players.

Hardaway, 51, who has coached extensively at the collegiate and high school levels, begins his 15th season with the Cardinals.

He coached running backs and the defensive secondary during a three-year tenure at the University of California (1984-86) where he was utilized in national recruiting efforts.

Prior to joining the Cal staff, Hardaway spent six seasons (1978-83) under legendary Head Coach Eddie Robinson as running backs and special-teams coach at Grambling State. During Hardaway's stay,

the Tigers registered a 49-14-4 composite record and four conference championships.

Hardaway began his collegiate coaching career at Memphis State where he tutored tight ends, offensive tackles, and special teams from 1975-77.

He also coached on the high school level, serving as head coach of Bolton H.S. in Memphis-Arlington, Tennessee in 1974 and head coach and athletic director at his alma mater, Salesian Prep, in Richmond, California prior to joining the Cardinals the first time.

As a player, Hardaway lettered as a fullback and tight end at Southern Illinois University (S.I.U.) where he was named co-captain in 1973.

Hardaway, born in Memphis, Tennessee but reared in Richmond, California, graduated from S.I.U. with a bachelor's degree in speech education in 1974. He also earned a master's degree in sports administration from Grambling State in 1979.

He and his wife, Lisa, have a son, Jason and a daughter, Jheri. They reside in Cary, N.C. □



# George Belu

## Scout

**College:** Ohio University  
**Hometown:** Lorain, Ohio  
**Cardinal Season:** 2nd  
**NFL Season:** 2nd

**V**eteran college football coach George Belu shifted career gears in 2001 when he joined the Cardinals' scouting staff.

Belu, a 36-year coaching veteran who broke into the profession in 1965, was the offensive coordinator at five schools and offensive line

coach at six universities.

His coaching highlights include an 11-win season and Tangerine Bowl appearance at Miami (O.) in 1973, a Big Eight Conference title and two bowl appearances at Colorado, an Orange Bowl trip at Louisiana State, and an Atlantic Coast Conference

(A.C.C.) championship at North Carolina State.

His coaching pedigree was shaped by serving on the staffs of an impressive list of head coaches—Jim Caldwell (Wake Forest), John Cooper (Ohio State), Bill Mallory (Indiana, Colorado, and Miami, O.), Keith Piper (Denison), and Jerry Stovall (Louisiana State).

Belu spent the 2000 season at Ohio State as offensive line coach when the Buckeyes appeared in the Outback Bowl.

Prior to his brief stay in Columbus, he was the running-game coordinator at Wake Forest from 1997–99 during a resurgence in the Winston-Salem, North Carolina school's football fortunes. Under Belu's tutelage, the Demon Deacons' rushing attack made the second biggest improvement in A.C.C. history, jumping from 65.4 yards per game in 1998 to 175.7 yards per outing in 1999.

Unexpectedly, the Deacons ranked 31st nationally in rushing yardage in '99 and recorded the highest rushing totals by a Wake Forest team since 1984. In the process, Belu helped the Deacons earn a bowl bid for only the fifth time in school history (23–3 victory over Arizona State in the Aloha Bowl) and notch their first winning season since 1992.

Prior to landing at Wake Forest, Belu spent 13 seasons at Indiana as offensive coordinator and offensive line coach. The Hoosiers appeared in six postseason games (All-American Bowl, Copper

Bowl, Independence Bowl, Liberty Bowl, Peach Bowl twice) during Belu's tenure.


Individuals also excelled for Belu in Bloomington. Running back Anthony Thompson, a three-year Cardinal who was the team's second-round draft choice in 1990, led the Big Ten Conference in rushing for two consecutive seasons, was named the conference most valuable player by the *Chicago Tribune*, and was runner-up for the 1989 Heisman Trophy.

Belu's lengthy stay at Indiana was preceded by stops at Louisiana State (1980–83), North Carolina State (1979), Colorado (1974–78), Miami (1973), and Denison (1968–72).

During Belu's tenures, Louisiana State reached the Orange Bowl in 1982, N.C. State won the A.C.C. title in 1979, Colorado was co-champion of the Big 8 Conference in 1976 and earned bids to the Orange (1976) and Astro-Bluebonnet (1975) bowls, and Miami's 11–0 squad won the Mid-American Conference championship and a berth in the Tangerine Bowl in 1973.

Belu, a Lorain, O. native who holds bachelor of science and master of education degrees from Ohio University, is a member of the Lorain, O. Football Sports Hall of Fame.

He has been married to his high school sweetheart, Janet, since 1961. They have two sons, David and Thomas, two daughters, Kathleen and Rebecca, and five grandchildren. □



# George Boone

## Scout

**College:** Kentucky  
**Hometown:** Louisville, Kentucky  
**Cardinal Season:** 26th  
**NFL Season:** 32nd

**G**eorge Boone, a long-time fixture in the Cardinals' scouting department, rejoined the team in 2001 after a nine-year hiatus.

Most recently, Boone spent six years with the Indianapolis Colts, serving the team as director of player personnel (1994–97) and director of college scouting (1998–99).

Boone previously spent 24 years with the

Cardinals' organization, serving as director of player personnel from 1973–91 when he oversaw the club's scouting and drafting operations, directed the team's full-time scouts, and managed involvement with the National Scouting Combine, a personnel organization utilized by most NFL teams to pool scouting reports.

(George Boone continued on page 16)

(George Boone continued from page 15)

Before joining the Cardinals, Boone held a scouting position with the Central-Eastern Professional Organization (CEPO), a scouting combine also used by NFL teams. He worked three years for CEPO before accepting the assistant player personnel director's post with the Cardinals in 1968.

A native of Louisville, Kentucky, Boone is an

alumnus of the University of Kentucky where he was a three-year starter at offensive and defensive tackle from 1957–59. He earned his bachelor's and master's degrees in education at Kentucky where he also served as an assistant football coach for six years (1960–65).

He and his wife, Dedee, the parents of five grown children, reside in Phoenix. □



## Jim Carmody

### Scout

**College:** Tulane

**Hometown:** Shreveport, Louisiana

**Cardinal Season:** 8th

**NFL Season:** 8th

**J**im Carmody, the former head coach at Southern Mississippi and a veteran of more than 30 years of coaching at various colleges and the NFL, enters his eighth season as a regional scout for the Cardinals.

Prior to joining the Cardinals, Carmody completed a three-year (1992–94) stay as assistant head coach and defensive line coach at Mississippi in 1994, his second stint at Ole Miss.

Before rejoining the Rebel staff, Carmody was assistant head coach and secondary coach at Mississippi College for the 1991 season.

A graduate of Copiah-Lincoln Junior College and Tulane University, Carmody launched his collegiate coaching career as an offensive and defensive line coach at Tulane from 1961–62. He served as freshmen coach at Kentucky in 1963, followed by a three-year tenure as defensive line coach at Mississippi State from 1964–66.

He coached inside linebackers and the defensive line at North Carolina from 1967–73, and the defensive line at Ole Miss from 1974–77 before the Rebels

promoted him to defensive coordinator (1975–77). He later spent 1978–80 at Southern Mississippi as defensive coordinator and assistant head coach.

Following the 1981 campaign as defensive line coach for the Buffalo Bills, Carmody was named head coach at Southern Mississippi in 1982. In six seasons at the Hattiesburg, Mississippi school, Carmody's teams posted a 37–29 composite record, five winning seasons, and a 6–3 slate against in-state rivals Mississippi and Mississippi State.

He returned to the Mississippi State staff in December, 1988, serving two seasons (1989–90) as defensive coordinator and defensive line coach before going to Mississippi College.

In October, 1993, he was inducted into the Copiah-Lincoln Junior College Hall of Fame.

Born in Shreveport, La. and reared in New Orleans, Carmody is married to the former Earlyn "Noonie" Regouffre, also of New Orleans. They are the parents of four sons—Steve, Brian, Keith, and Chris. □



# Bill Dekraker

## Scout

**College:** Old Dominion  
**Hometown:** Fairfax, Virginia  
**Cardinal Season:** 3rd  
**NFL Season:** 7th

**B**ill Dekraker, 31, begins his third season as a member of the Cardinals' scouting staff, primarily assigned to the Northeast area.

He joined the Cards in 2000 following three seasons as a scouting assistant for the Carolina Panthers.

While with Carolina, Dekraker worked on draft preparation, attended workouts, and updated a new personnel computer program for the Panthers.

Prior to his time in Carolina, Dekraker spent one and one-half years at Indiana University as a recruiting assistant, where he took part in organizing recruiting visits, and worked with professional scouts visiting the school.

Dekraker also served as a scouting intern for

the Washington Redskins from December 1995-January, 1997. His responsibilities in Washington included reviewing videos of draft prospects, charting plays during games, assisting with film breakdown, and coordinating training camp.

Before his time with the Redskins, Dekraker, a 1995 graduate of Old Dominion with a bachelor's degree in sports management, served in a variety of capacities with the Hampton Roads Sharks minor league football team and the National Hockey League's Washington Capitals.

He resides in Manassas, Virginia with his wife, Mariela. □



# Steve Keim

## Scout

**College:** North Carolina State  
**Hometown:** Harrisburg, Pennsylvania  
**Cardinal Season:** 4th  
**NFL Season:** 4th

**S**teve Keim enters his fourth season with the Cardinals after joining the club in May, 1999 as a regional scout.

His area of responsibility is the Eastern region previously handled by Jerry Hardaway, who was named the Cardinals' national scouting coordinator in May, 1999.

Keim attended Red Land High School in Lewisberry, Pennsylvania and earned a bachelor's degree in communications from North Carolina State.

A two-time all-Atlantic Coast Conference selection as a guard at N.C. State, Keim had a brief stint in pro football as a free agent with the Miami Dolphins (1996) and Edmonton Eskimos (1997) of the Canadian Football League.

He served as assistant strength and conditioning coach at his alma mater for two years, assisted the recruiting coordinator with evaluations, and served as liaison to NFL personnel wishing to scout Wolfpack football players.

Keim resides in Raleigh, North Carolina. □



# Bob Mazie

Scout

**College: Waynesburg College**  
**Hometown: Pittsburgh, Pennsylvania**  
**Cardinal Season: 9th**  
**NFL Season: 9th**

**B**ob Mazie, with 38 years of experience in football, primarily on the college level, begins his ninth year as a regional scout for the Cardinals.

Mazie started his coaching career on the high school level in Pittsburgh from 1958-63 where he developed future NFL players Francis Peay and Larry Brown.

Mazie broke into the college ranks from 1965-66 as an assistant coach at Southwestern Oklahoma State, the first of two stints at the Weatherford, Oklahoma school, prior to a five-year tour (1967-71) at Southern Illinois (S.I.U.) as offensive line coach where he tutored future NFL players Lionel Antoine and Carl Mauck. The latter was the Cards' offensive line coach from 1996-97.

Mazie left S.I.U. to become assistant athletic director and head football coach at Kutztown (Pa.) State, providing the school its first winning season in several years with a 6-4 record in 1971. At Kutztown, he coached future Dallas Cowboy running back Doug Dennison.

The University of Dayton was Mazie's next stop from 1972-75, first as an assistant, then as offensive coordinator. During his time directing the offense, the Flyers set several school passing records, including a single-season mark of 1,992 passing yards.

Mazie returned to Southwestern Oklahoma State as head coach in 1978, compiling a 38-38-2 (.500) composite slate over eight seasons that would have read 44-32-2 (.577), but a player ruled ineligible at the end of the 1981 season dropped that year's 9-2 record to 3-8. Overall, the squad led the Oklahoma Intercollegiate Conference in defense five times (1978-79, '82-83, '85). Mazie was named the league's coach-of-the-year in 1985. One of his standout Bulldog players was future Cardinal punter Carl Birdsong.

Born March 29, 1938 in Pittsburgh, Pa., Mazie played collegiately at Waynesburg (Pa.) College where he was a four-year letterman, senior captain, and all-conference and all-state at tight end and defensive end while earning his bachelor's degree in social studies and history in 1957.

He later continued his education and playing career, playing for the U.S. Army service team, captaining the Wheeling Ironmen of the Continental Football League in 1961-62, and completing a master's degree in education at Southwestern Oklahoma State in 1965.

Mazie and his wife, Inez, who reside in The Woodlands, Texas, are the parents of four daughters and a son. They have 11 grandchildren and one great-grandchild. □



# John Omohundro

## Head Trainer

**College: Wyoming**  
**Hometown: Salt Lake City, Utah**  
**Cardinal Season: 36th**  
**NFL Season: 36th**

**J**ohn Omohundro, the NFL's senior trainer, begins his 36th season with the Cardinals and his 32nd campaign as the team's head trainer.

Omohundro and his assistants, Jim Shearer and Jeff Herndon, enjoyed a memorable 1993 season when they were named the National Football League's athletic training staff-of-the-year by the Professional Football Athletic Trainers Society (PFATS). They were recognized for that achievement at the annual Ed Block Courage Awards Dinner.

During high school, Omohundro's career in athletics and life-long love affair with baseball began wholesomely as the winner of a contest to become bat boy for the Pacific Coast League Salt Lake City Bees in his hometown. Omohundro soon became a jack-of-all-trades around the Bees' clubhouse in the late 1950s and early '60s with future major leaguers like Gene Freese, Dick Hall, and Dick Stuart, and performing as a clubhouse assistant, traveling secretary, and assistant trainer for future San Francisco Giants head trainer Al Wylder.

Omohundro began his undergraduate studies while serving as head trainer at the College of Southern Utah from 1961-62. He spent 1962-65 in Laramie, Wyoming at the University of Wyoming, serving as a student athletic trainer during his undergraduate studies. After earning his bachelor's degree in physical education/allied health sciences in 1965, Omohundro remained as a graduate assistant trainer.

He also served six years as a sergeant in the U.S.

Army Reserve as a senior medical specialist, including one stint on active duty from January-June, 1967 before beginning his long association with the Cardinals in time for the 1967 football season.

He served as the team's assistant trainer for four seasons (1967-70) before his promotion to head trainer in 1971.

Omohundro has taken an active role in his professional associations throughout his career. He served PFATS as secretary/treasurer from 1976-82, followed by a two-year term as the National Football Conference representative. He also is the former member of the National Athletic Trainers Association (NATA) Ethics Committee. In 1993, NATA named Omohundro recipient of its 25-year distinguished service award. Omohundro also is a former chairman of the Missouri State Athletic Trainer Advisory Committee.

Omohundro is a member of the Missouri Sports Hall of Fame, and a member of the International Narcotics Officers' Association.

In 1999, Seton Catholic High School in Chandler, Arizona honored Omohundro's support and fund-raising efforts for the school's baseball program by naming its field "John Omohundro Field."

Omohundro, wife Martha, sons John and Jim, and daughter Neely, reside in Tempe, Arizona. □



# Jim Shearer

**Assistant Trainer**

**College: Wyoming**  
**Hometown: Worland, Wyoming**  
**Cardinal Season: 29th**  
**NFL Season: 29th**

**J**im “The Machine” Shearer enters his 29th year with the Cardinals, assisting in all aspects of the training and medical areas.

Shearer, fellow assistant Jeff Herndon, and head trainer John Omohundro were named the National Football League’s 1993 athletic training staff-of-the-year by the Professional Football Athletic Trainers Society (PFATS) and recognized for that achievement at the annual Ed Block Courage Awards Dinner.

A graduate of the University of Wyoming with a bachelor’s degree in physical education, Shearer worked in Gillette, Wyoming as the city’s assistant recreation director and head trainer at Gillette High School before returning to Wyoming as a graduate assistant trainer in 1973–74. He joined the Cardinals in 1974.

Born in Worland, Wyoming, Shearer and his wife, Nelma, have a son, Christopher, and a daughter, Sarah. They reside in Tempe, Arizona. □



# Jeff Herndon

**Assistant Trainer**

**College: Missouri**  
**Hometown: Boone County, Missouri**  
**Cardinal Season: 17th**  
**NFL Season: 17th**

**J**eff Herndon enters his 17th season on the Cardinals’ training staff.

Herndon, fellow assistant trainer Jim Shearer, and head trainer John Omohundro were named the National Football League’s 1993 athletic training staff-of-the-year by the Professional Football Athletic Trainers Society (PFATS) and recognized for that achievement at the annual Ed Block Courage Awards Dinner.

Herndon earned a master’s degree in physical education from Syracuse University in 1985 after

completing his undergraduate work at the University of Missouri.

The Boone County, Missouri native first worked with the Cardinals during the 1984 and ’85 preseason training camps. He followed that initiation as athletic trainer at Tascosa High School in Amarillo, Texas from 1985–86 before rejoining the Cardinals in 1986.

Herndon and his wife, Gail, reside in Gilbert, Arizona with their daughter, Elisabeth Marie. □



# Mark Ahlemeier

## Equipment Manager

**College:** Florissant Valley  
**Hometown:** St. Louis, Missouri  
**Cardinal Season:** 22nd  
**NFL Season:** 22nd

**M**ark Ahlemeier enters his 16th season as the Cardinals' equipment manager after succeeding 21-year equipment manager Bill Simmons in April, 1987. He had served as Simmons' assistant for six years.

Ahlemeier was born in St. Charles, Mo. and

raised in nearby Woodson Terrace. He attended Ritenour High School and Florissant Valley College in St. Louis.

He and his wife, Patti, have three children—daughters Mandy and Molly, and son Mark. They live in Tempe, Arizona. □



# Steve Christensen

## Assistant Equipment Manager

**College:** New Mexico State  
**Hometown:** St. Cloud, Minnesota  
**Cardinal Season:** 15th  
**NFL Season:** 15th

**S**teve Christensen enters his 15th year as the Cardinals' assistant equipment manager, assisting department head Mark Ahlemeier in all phases of the team's logistical and equipment preparations.

Born in St. Cloud, Minnesota, Christensen attended Bozeman (Mont.) High School before enrolling at New Mexico State University and later Western Montana College to study art education.

After working at both schools as a student equipment manager, the 43-year-old Christensen was appointed to the equipment staff at Arizona State University as an assistant in 1982. He remained with the Sun Devils until joining the Cardinals in June of 1988 shortly after the team's arrival in Arizona.

The father of one daughter, Kelsey, Christensen resides in Chandler, Arizona. □



**T**he 2002 season marks Benny Greenberg's 37th year of affiliation with the Cardinals as the team's video director.

In 2001, Greenberg was an instrumental cog in the transition from videotape to digital practice and game footage.

A St. Louis native who spent his entire life in the Gateway City before the Cardinals' move to Arizona in 1988, Greenberg owned and operated photography stores until the team's move to Arizona in addition to his film and video duties with the Cardinals that include videotaping games


and practices.

Greenberg also worked as a cameraman for St. Louis television stations, positions he held concurrently with part-time work for the Cardinals that began in 1966. He joined the Cards on a full-time basis in 1970.

He studied mechanical engineering at Washington University in St. Louis for three years in the 1940s.

Greenberg and his wife, Bebe, reside in Scottsdale, Arizona. They have two sons, Mark and Barry, and four grandchildren. □

# Administrative Staff



**Thomas J. Guilfoil**  
Vice Chairman



**William V. Bidwill**  
Vice President



**Nicole Bidwill**  
Vice President



**Charley Schlegel**  
Treasurer and  
C.F.O.



**Ron Minegar**  
Vice President-  
Mktg. & Sales



**Craig  
Amazeen**



**Cari  
Belanger-Maas**



**Big  
Red**



**Dr. Dan  
Blackwood**



**Steve  
Bomar**



**Jamie  
Brandt**

*Outside linebacker Rob Fredrickson.*




**Scott  
Bull**



**Dr. Russell  
Chick**



**Shawn  
Clark**



**Wendy  
Cooley**



**Anthony  
Edwards**



**Rich  
Elsner**

*(Administrative Staff continued on page 24)*

*(Administrative Staff continued from page 23)*



**Mark  
Feller**



**Kim  
Fortney**



**Ryan  
Funk**



**Melissa  
Gaspard**



**Scott  
Gavin**



**Barbara  
Gill**



**Greg  
Gladysiewski**



**Stefan  
Gunther**



**Molly  
Handy-Young**



**Tressa  
Hanger**



**Joe  
Hickey**



**Mike  
Iaquina**

*Cornerback David Barrett.*



**Sherry  
Izynski**



**Karen  
Jackson**



**Kevin  
Jacobsen**



**Barbara  
Jenkins**



**Paul  
Jensen**



**Ann  
Jones**



**Marty  
Jones**



**Nancy  
Keenoy**



**Jim  
Keillor**



**Amber  
Kelley**



**Rick  
Knight**



**Steve  
Krause**



**Dr. Wayne  
Kuhl**



**Marie  
Lay**



**Dr. Harvey  
Lester**



**Lauri  
Majewski**



**Judy  
Maloney**



**Lisa  
Manning**



**Lisa  
Mardeusz**



**Bob  
Marum**



**Chrissy  
Mauck**



**Dr. Curtis  
Maynard**



**Chris  
Melvin**



**Tim  
Michael**



**Estelle  
Moreno**



**Ronnie  
Mullins**



**Ken  
Nichols**



**Jim  
Omohundro**



**Debbie  
O'Neill**



**Jeff  
Orenstein**



**Punter Scott Player.**

(Administrative Staff continued from page 25)



*Defensive tackle Marcus Bell.*



*Dave Pasch*



*Theresa Penniman*



*Tim Peterson*



*Dr. Louis Rosenbaum*



*Jennifer Sarmartano*



*Mike Sawyer*



*Bob Schindler*



*Linda Schroeder*



*Karen Sisley*



*Stephanie Smith*



*Erica Stoloff*



*Martin Streight*



*Pat Tankersley*



*Adam Turner*



*Tasha Vigil*



*Steve Walsh*




*Krista Winn*






*Donna Yalowizer*



*Luis Zendejas*



## Coaches





# Dave McGinnis

**Head Coach**

**College:** Texas Christian  
**Hometown:** Snyder, Texas  
**Head Coach Season:** 2nd  
**Cardinal Season:** 7th  
**NFL Season:** 17th



**D**ave McGinnis, although born in Independence, Kansas (August 7, 1951), is a west Texan (and dang proud of it), complete with wit, charm, drawl, and blunt, dad-gum honesty. He is rooted in the small-town values instilled by a childhood in Snyder, Texas, located, as he characteristically phrases it, “30 miles northwest of Sweetwater, 44 miles south of Post, 26 miles west of Rotan, and 15 miles due east of Gail.”

Sure thing, coach!

He is a man of simple tastes (Mexican food chased with Diet Dr. Pepper, music from country to jazz, regular exercise, a good laugh, golf, travel that includes vacations in—get this—Timpson, Texas, reading “anything and everything,” and high school football games) and deep convictions (faith, family, work ethic, and common decency).

He’s dynamic, organized, personable, assertive, polished, and, what else, homespun. He’s also a Frog. (More on that later.)

He communicates, motivates, and tackles life—and his football team—with zeal and passion. He is all about the fiber and fabric of the sport he loves.

McGinnis is all these things and more, and since December 18, 2000, he also is a head coach in the National Football League!

Cardinals’ President William V. Bidwill began and ended the search for his team’s 32nd head coach with a no-doubt-about-it glance down the hall from his own office when he lassoeed McGinnis, fulfilling a career-long dream of the Cards’ respected five-year defensive coordinator.

In McGinnis, the Cardinals have hitched their wagon to a born leader.

## **2001 Head-Coaching Debut**

What McGinnis did in his first year as a head coach is simple: Besides more than doubling the Cardinals’ victory total from the previous season—from a dismal three to a respectable seven and an assortment of tantalizing near-misses—he resurrected a franchise by infusing passion and enthusiasm into the team and its community.

He led from the outset!

His first order of business, a roster makeover, was swift and decisive. When his paring was complete, an undaunted McGinnis fielded the NFL's youngest team, one that averaged 25.2 years of age/3.3 years of NFL experience on opening day.

Nearly two-thirds of the roster that included 13 rookies (eight draft picks, five free agents) and 18 new faces from the 2000 opening-day roster offered three years or less of NFL experience. Thirteen rookies were the team's most since moving to Arizona in 1988. Seven rookies started at least one game!

McGinnis overhauled the offense with a new philosophy overseen by a new offensive coordinator (Rich Olson) and a revamped staff of offensive assistants. Newcomers Geep Chryst (quarterbacks), who returned to Arizona following a two-year hiatus in San Diego, Pete Hoener (tight ends), and Jerry Sullivan (receivers) joined holdovers Mike Devlin (offensive line assistant), Johnny Roland (running backs), and George Warhop (offensive line).

Offensive improvement was immediate. Behind the NFL's largest offensive line, averaging 6–5.5 inches and 326.6 pounds, the unit committed only 14 pass interceptions and 27 total turnovers (14 interceptions/13 lost fumbles), a team low in a 16-game season. The Cards went consecutive games without a turnover for the first time since 1982 (307 games). A 45-point outburst against Detroit in November was Arizona's highest scoring output since 1977 (332 games). The Cards suffered only 29 quarterback sacks, the franchise's fewest in a 16-game season. And 10 rushing touchdowns bettered nine other teams—Atlanta, Buffalo, Carolina, Cleveland, Dallas, Denver, Detroit, New Orleans, and Philadelphia.

The Cardinals' defense, McGinnis' specialty, entered 2001 with little fanfare and its share of detractors following the off-season departures of two Pro Bowlers—cornerbacks Aeneas Williams and end Simeon Rice—and five other linemen—Andre Wadsworth, Mark Smith, Brad Ottis, Corey Sears, and Tony McCoy—who made starts a year earlier.

McGinnis and his first defensive staff comprised of holdovers Larry Marmie (defensive coordinator), Hall of Famer Joe Greene (defensive line), and Jeff FitzGerald (linebackers) plus newcomer Kevin Ramsey (defensive backs) instead fielded a spirited, selfless, unheralded unit that acquitted itself consistently throughout 2001.

The surprising Cardinal defenders, despite a season-long inability to pressure the opposing quarterback (only 19 sacks, fewest by the Cards in a 16-game season), allowed fewer yards (5,685–5,737), significantly fewer rushing yards (2,087–2,609), and most importantly, fewer points (343–443) and touchdowns (39–52) than the 2000 unit featuring the high-profile veterans.

The 343 opponent points were the fewest allowed by Arizona since 1994 (267).

Arizona's defense scored five touchdowns, a feat accomplished only four other times since 1960 (1995, '87, '64, '61) in franchise history.

Arizona held 11 opponents to 20 points or less, a team best since 1994 (13 opponents).

The Cardinal defense also teamed with quarterback Jake Plummer's resurgence to produce a plus-three interception differential (14 thrown/17 made), a squad best since 1994 (19 thrown/23 made).

Ten opponent rushing touchdowns were the second fewest against the Cardinals in a 16-game season (7, 1994).

The defensive improvement was all the more remarkable considering the constant flux of personnel. Arizona fielded 14 different starting defensive combinations in 16 games—seven different front fours, four different sets of linebackers, and seven different defensive secondaries!

Overall, Arizona was flagged for only 72 penalties (620 yards), the fifth lowest total in the NFL and the second fewest in the NFC. The 620 penalty yards were the NFC low.

Inexperience and growing pains brought only two victories in the first eight outings, but the season's second half was a totally different story when only 17 points separated the Cardinals from a perfect 8–0 slate.

In all, the season was typical of any growth spurt—youthful mistakes leading to maturation providing optimism and promise for the future.

"What we did with the NFL's youngest team bodes well for the future," was McGinnis' simple assessment of his first season as a head coach.

## Pedigree

The sports-minded McGinnis—he excelled in football and baseball for the Snyder High School Fighting Tigers, became an avid golfer, and remains a regular jogger—gravitated to football quickly and comfortably, like his favorite pair of Levis. It became his first love. A childhood in football-mad Texas does that to a kid.

En route to the Cardinals, McGinnis played for or coached under the likes of Jim Dickey (Kansas State), NFL legend and NBC-TV personality Mike Ditka (Chicago Bears), Al Onofrio (Missouri), Jim Pittman (Texas Christian), Dennis Raetz (Indiana State), Jim Shofner (T.C.U.), Vince Tobin (Missouri, Bears, Cardinals), and Miami Dolphins' Head Coach Dave Wannstedt (Bears).

Yet, McGinnis still credits his high school football and baseball coach, Speedy Moffett, for instilling the tenets he has followed throughout his athletic career. It's a Texas thing.

"He preached the necessity of putting your values and goals in direct line with the values and goals of your team," McGinnis lauds.

(Head Coach Dave McGinnis continued on page 30)

(Head Coach Dave McGinnis continued from page 29)

“Mac,” as he had become known to friends and associates, was rewarded with a football scholarship to—here comes the Frog part—Texas Christian University (T.C.U.), the Horned Frogs! A defensive back, McGinnis was a two-year starter (1971–72) and three-time letterman (1970–72). His five interceptions as a junior tied for the team lead. He also earned a bachelor’s degree in business administration.

### The Coaching Climb

McGinnis spent the first 13 years of his coaching career in the collegiate ranks, beginning at his alma mater, T.C.U., as a graduate assistant from 1973–74. In 1975, he moved to Missouri, first as a graduate



assistant (1975), then as defensive backs coach (1976–77). After a stay at Indiana State as secondary coach that began in 1978, McGinnis returned to T.C.U. in 1982 for one season as defensive backfield coach before joining Kansas State as defensive ends and linebackers coach from 1983–85.

### Da Bears

By 1986, professional football came calling in the form of the unforgettable Chicago Bears, fresh from their dominating Super Bowl-championship season of 1985.

McGinnis had landed in the lap of perhaps the most memorable collection of athletes and characters in NFL history. Behind the team’s success and swagger, the principals—Ditka’s high-profile nucleus of front-line players included Richard Dent, Gary Fencik, Dan Hampton, Wilber Marshall, Jim McMahon, Steve McMichael, Walter Payton, Mike Singletary, Otis Wilson, et al—blended into a complicated labyrinth of ability, ego, independence, and style that accelerated the learning curve of the young, ascending coach.

McGinnis spent 10 seasons (1986–95) coaching the Bears’ linebackers, a span that included nine playoff games. In his decade with the Bears, the Chicago defense ranked among the top six teams in fewest yards allowed seven times. McGinnis also was part of a defensive staff that led the NFL in fewest points allowed in 1986 (then NFL-record low of 187) and 1988 and ranked first or second in total defense from 1986–88.

In addition, McGinnis coached Pro Bowl players at all three linebacker positions—outside linebackers Wilson and Marshall, and middle linebacker Singletary, a 1998 Pro Football Hall of Fame inductee who made the Pro Bowl every season under McGinnis’ tutelage.

Chicago also blessed him with two relationships that have enriched his life immeasurably—marriage to the former Kim Kvasnicka, who caught his eye at Kansas State, and a life-long bond with Singletary, who McGinnis feels is the toughest and most inspirational player he has coached.

### Finding A Home In The Desert

McGinnis was pried out of Chicago by Tobin in 1996 to join his first Cardinal coaching staff. “Mac” relished his first opportunity to coordinate an NFL defense and grow professionally.

McGinnis’ first year at the Cardinals’ defensive controls produced a unit that climbed from 26th overall in 1995 to 21st in ’96, allowed nine fewer touchdowns, and fought its way from last in the NFL against the run (140.6 yards per game) in 1995 to 21st (116.4) in ’96. In addition, Card opponents gained almost one full yard less per rushing attempt than in ’95 (4.5–3.6) as eight of 16 Arizona opponents failed to crack 100 yards rushing.

In 1997, the Cards’ third-down success on defense was noteworthy. Arizona’s defenders held

opponents to just 76 third-down conversions, second in the NFC to Tampa Bay (75), and allowed only one conversion in 27 third-and-long (11 or more yards) tries.

Consequently, the '97 Cardinal defense forced more punts—94—than all but three other teams (Detroit-97, Dallas-95, and Washington-95), and 36 percent more than 1996 (69 punts).

In addition, Arizona's defense yielded only 4.85 yards per pass on third down, an improvement of over a yard and one-half compared to 1996 (6.46 yards per third-down passing play).

The 1998 Cardinal defense helped lead the Cardinals into postseason play with 39 takeaways, trailing only NFC champion Atlanta (44) and Seattle (42) and nearly doubling Arizona's total from the previous season. Fielding 11 different starting lineups in 16 regular-season games, the unit finished with three rookie or first-year starters and only four 16-game starters.

Attrition in the trenches hampered Arizona's overall 1999 defense, yet the group ranked ninth in the NFL against the pass, allowing only 197.3 air yards per game. His latest linebacking protegee, Ronald McKinnon, became the first 200-tackle defender in Cardinal history.

In 2000, the wheels came off. Seven games into the season, Bidwill looked to McGinnis to shepherd the team—and franchise—through what remained of the 3-13 shipwreck season as interim head coach.

He immediately appointed defensive backs coach Larry Marmie coordinator of the Cards' defense that was decimated by injuries, fielding 10 different starting alignments in its front seven. Only four defenders started every game.

The results were humbling, but the undaunted McGinnis found opportunity in adversity. A near-miss 21-10 loss to playoff-bound New Orleans on October 29 in McGinnis' first game at the Cards' helm set the stage for dramatics the following week.

As Maricopa County pondered the future of the Cardinals via its vote on a new stadium two days



later, McGinnis led the Cards against the Washington Redskins and emerged with his first head-coaching victory in an emotional 16-15 upset victory. Poetically, the victory was sparked by Arizona's defense, primarily cornerback Aeneas Williams' NFL record-tying 105-yard fumble return for a touchdown.

The victory is credited with playing a significant role in Proposition 302's passage at the ballot box two days later. □

## Dave McGinnis Coaching Ledger

### Assistant Coach

Years	Position	School/Team	Affiliation	Head Coach
1973-74	Graduate Assistant	Texas Christian	Southwest Conference	Billy Tohill/Jim Shofner
1975	Graduate Assistant	Missouri	Big Eight Conference	Al Onofrio
1976-77	Defensive Backs	Missouri	Big Eight Conference	Al Onofrio
1978, '80-81	Defensive Backs	Indiana State	Missouri Valley Conference	Dick Jamieson/Dennis Raetz
1982	Defensive Backs	Texas Christian	Southwest Conference	F.A. Dry
1983-85	Defensive Ends/Linebackers	Kansas State	Big Eight Conference	Jim Dickey
1986-95	Linebackers	Chicago Bears	National Football League	Mike Ditka/Dave Wannstedt
1996-2000	Defensive Coordinator	Arizona Cardinals	National Football League	Vince Tobin

### Head Coach

Years	Team	Record	Pct.	Notes
2000	Arizona Cardinals	0-1	.000	<input type="checkbox"/> Named Cardinals' permanent head coach December 18, 2000 <input type="checkbox"/> 1-7 as interim head coach, replacing Vince Tobin <input type="checkbox"/> First full season as a head coach <input type="checkbox"/> Fielded NFL's youngest team
2001	Arizona Cardinals	7-9 7-10	.438 .412	



# Larry Marmie

## Defensive Coordinator

**College:** Eastern Kentucky  
**Hometown:** Barnesville, Ohio  
**Cardinal Season:** 7th  
**NFL Season:** 7th

**F**ormer Arizona State University Head Coach Larry Marmie begins his seventh year with the Cardinals and his second full season as defensive coordinator.

He served as the team's defensive backs coach from 1996 until midway through the 2000 season when he was elevated to the coordinator position following the appointment of then-defensive coordinator Dave McGinnis to interim head coach.

Marmie brought 26 years of collegiate coaching experience to the Cardinals in 1996 when he accepted his first professional coaching position.

Marmie's unheralded 2001 Arizona defense, minus two Pro Bowlers (cornerback Aeneas Williams and end Simeon Rice) and five other linemen (Andre Wadsworth, Mark Smith, Brad Ottis, Corey Sears, and Tony McCoy) who made starts a year earlier, acquitted itself well.

Despite 14 different starting combinations and generating only 19 quarterback sacks, the unit allowed fewer yards (5,685-5,737), significantly fewer rushing yards (2,087-2,609), and most importantly, fewer points (343-443) and touchdowns (39-52) than the higher-profiled 2000 defense.

The 343 opponent points were the fewest allowed by Arizona since 1994 (267) and the defenders held the opposition to 20 points or less 11 times, a team best since 1994 (13 opponents).

Finally, Arizona's 2001 defense scored five touchdowns, a feat the Cards accomplished only four other times since 1960.

Earlier in Marmie's Cardinal tenure, Williams was recognized with his third, fourth, fifth, and sixth Pro Bowls. Williams' two 1997 interception returns for touchdowns led the NFC and raised his career total to six, breaking Hall of Famer Larry Wilson's team mark of five.

Strong safety Pat Tillman posted a team-leading 224 tackles in 2000, the highest single-season total in franchise history.

Free safety Kwamie Lassiter blossomed in 1998 in his first extended playing time as a starter, equalling the NFL single-game record with four interceptions vs. San Diego in the regular-season finale. Lassiter's eight '98 interceptions led the NFC.

Lassiter also scored his first NFL touchdown in 1999, a 78-yard interception return against Philadelphia that ranks as the fifth longest in franchise history.

In 1998 during the Cardinals' return to post-season play, Marmie tutored a secondary that fielded a rookie starter in every game—free safety Tillman for the first 11, cornerback Corey Chavous for the last seven.


Marmie spent the 1995 season tutoring UCLA's defensive backs following three years (1992-94) as Tennessee's defensive coordinator in his second stint at the Knoxville school.

He was head coach at Arizona State from 1988-91, posting a 22-21-1 composite record, after earlier serving as the Sun Devils' defensive coordinator from 1985-87, a span that included A.S.U.'s 1986 Pac-10 Conference and Rose Bowl championship team. Marmie's '86 Sun Devil defensive unit led the Pac-10 in scoring defense.

The former Eastern Kentucky quarterback (1962-65) entered the coaching ranks at Berea (Ky.) High School (1966-67) following his collegiate playing career. A four-year stint as secondary and defensive line coach at Morehead (Ky.) State (1968-71) followed before returning to E.K.U. for five seasons (1972-76) to coach the defensive line and linebackers.

Marmie later served as defensive coordinator at Tulsa (1977-78), defensive backfield coach at North Carolina (1979-82), and defensive coordinator in his first stay at Tennessee (1983-84) when he was named the Southeastern Conference assistant coach-of-the-year in 1983.

Marmie, a native of Barnesville, Ohio, holds a



bachelor's degree (health, physical education, and recreation) and a master's degree (education) from Eastern Kentucky.

He and his wife, Linda, have three married children—daughters Vicki Ness and Cozy Hays, and son Larry, Jr.—and seven grandchildren. □



**R**ich Olson, a protege of head coaching notables Dennis Erickson, Lou Holtz, Ron Meyer, John Robinson, Jim Sweeney, and Norv Turner begins his second season as the Cardinals' offensive coordinator.

The 26-year coaching veteran spent the previous six years in Seattle (1995–98) and Washington (1999–2000). A two-time collegiate offensive coordinator, his appointment to the Cardinals' post was his first NFL coordinating position.

His first Arizona offense displayed marked improvement in 2001. The unit threw only 14 pass interceptions and made just 27 total turnovers, a team low in a 16-game season. The offense's 5.13-yard average per play was the Cards' best since 1993. Arizona scored at least 30 points three times, the most in one season since 1996 (four), and its 45-point explosion against Detroit on November 18 was the team's highest single-game scoring output in 332 games (1977).

Arizona also posted back-to-back games without a turnover, a team first in 307 outings (1982). Furthermore, the Cards logged 10 rushing touchdowns, bettering nine other teams—Atlanta, Buffalo, Carolina, Cleveland, Dallas, Denver, Detroit, New Orleans, and Philadelphia.

As quarterbacks coach for Turner's Redskins, Olson tutored 1999 Pro Bowl quarterback Brad Johnson, who completed a team-record 316 passes for 4,005 yards and 24 touchdowns en route to a 10–6 record and Washington's first division title since 1991. Johnson also broke a Redskin single-game passing mark that stood for 51 years with 471 yards, also the highest in the league in '99.

Prior to joining Turner, Olson served in the same capacity with the Seahawks under Erickson, whose high-powered Oregon State squad defeated Notre Dame in the 2001 Tostitos Fiesta Bowl.

Olson began his coaching career in 1970 as a graduate assistant at his alma mater, Washington

State, coached at the high-school level from 1971–74, and returned to the college ranks in 1975 at Fresno State before working with Turner as an offensive line coach on Robinson's staff at Southern California in 1977.

The following season, Olson matriculated to Southern Methodist to tutor the Mustangs' offensive line and running backs for three seasons for Meyer, where he helped recruit future NFL running backs Eric Dickerson and Craig James.

Olson coached the defensive backs for Holtz at Arkansas from 1981–83, then returned to Fresno State for eight seasons (1984–91) as offensive coordinator when the school compiled a 77–20–1 composite record.

In 1992, Olson coached wide receivers at the University of Miami and later was the Hurricanes' offensive coordinator under Erickson from 1993–94. The Hurricanes forged a 30–6 overall mark during his three-year stay.

Born July 7, 1948 in Los Angeles, Olson graduated from Montebello (Calif.) High School, attended Harbor Junior College in Wilmington, Calif., then lettered for two seasons (1968–69) at quarterback and free safety at Washington State where he was awarded a degree in physical education and political science. He and his wife, Cindy, have one daughter, Kasey. □





# Geep Chryst

## Quarterbacks

**College:** Princeton  
**Hometown:** Madison, Wisconsin  
**Cardinal Season:** 5th  
**NFL Season:** 12th

**G**eorge Patrick "Geep" Chryst, an 11-year NFL coaching veteran, returned to the Cardinals as quarterbacks coach in 2001 after two seasons as the offensive coordinator for the San Diego Chargers.

Chryst previously served on Head Coach Vince Tobin's Arizona staff from 1996-98 with responsibilities in quality control (1996), tight ends (1997), and quarterbacks (1998). He also spent five seasons (1991-95) with the Chicago Bears as director of research/quality control.

Cardinal quarterback Jake Plummer has enjoyed his finest NFL success under Chryst's tutelage. Last season, the fifth-year signal-caller, who had thrown 45 interceptions during Chryst's two-season absence, dropped his pickoff total to 14, including only two in his final 245 pass attempts and none in a span of 142 consecutive throws. Plummer also led the NFL with 1,277 fourth-quarter passing yards and tied San Francisco's Jeff Garcia with 10 fourth-quarter touchdowns. Plummer and New York Giant signal-caller Kerry Collins were the only NFL quarterbacks to take every snap from center for their teams in 2001. Last season, Plummer also authored four more fourth-quarter comebacks, pushing his career total to 16.

Before his stint in San Diego, Chryst oversaw Plummer's emergence to NFL prominence. In 1998, Plummer ranked third in the NFC and fourth in the league with 3,737 passing yards in his second professional season and led the Cardinals to postseason play.

C h r y s t

joined the Chargers' staff as offensive coordinator/quarterbacks coach and was instrumental in the development of San Diego's successful "no huddle" offensive attack in 1999 as offensive coordinator. As a result, the Chargers completed the most passes (332) in 13 seasons and passer Jim Harbaugh enjoyed the second-highest passing production (2,761 yards) of his 13-year NFL career and became the only quarterback in Chargers history other than Hall of Famer Dan Fouts to pass for 400 yards in a game.

During his previous stint with the Cardinals, Chryst's tutoring of the tight ends paid dividends in both 1996 and '97. Pat Carter's 26 receptions for 329 yards in 1996 marked the best production by a Cardinal tight end since Rob Awalt's 33 catches for 360 yards in 1989. The following year, Chris Gedney caught four touchdown passes, the most by an Arizona tight end since 1988.

Chryst hails from an athletic family. His father, George, was a successful football coach at Wisconsin-Platteville from 1980-92 and was instrumental in the formation of the "Cheese League," the annual influx of NFL training camps to Wisconsin colleges, when he enticed the Chicago Bears to bring training at the Platteville campus in 1984.

In 1980, George Chryst's first season as head coach, Platteville staged the then-greatest comeback in NCAA history, overcoming a 33-0 deficit to defeat Wisconsin-Eau Claire 52-43 for the Wisconsin State University Conference championship.

Geep Chryst's four siblings—two brothers and two sisters—also are accomplished in the athletic arena.

Brother Paul is the tight ends coach for the Chargers, and brother Rick is commissioner of the Mid-American Conference. Sisters Cathy and Dolly were track stars in college; the former was an AAU sprint champion, the latter competed at the University of Wisconsin.

Born June 25, 1962 in Madison, Wisconsin, Chryst began his coaching career with his father at



Wisconsin-Platteville in 1987, joined the staff at Wisconsin for one season (1988), then moved to Wyoming to coach the offensive line (1989) and quarterbacks (1990).

In 1991, he was the wide receivers/running backs coach for the Orlando Thunder of the World League before beginning his first season with the Bears where he first crossed paths with current Cardinal Head Coach Dave McGinnis. In the spring of 1992, however, Chryst took a 15-day hiatus from Chicago to long snap in three playoff games for short-handed Orlando after being out of uniform eight years.

A 1984 Princeton graduate with a bachelor's degree in history, Chryst also holds a master's

degree in educational administration from Wisconsin. A three-year starter at linebacker as a Princeton undergraduate, Chryst also played baseball for two years.

His unique nickname is a truncation of the initials adorning his first Christmas stocking—"G.P." Chryst.

Chryst's wife, Shelley, was a scholarship volleyball player at Wyoming and played professionally in the two-player sand version (Women's Professional Volleyball Association) in 1994. She also was assistant volleyball coach at Northwestern (1994) and Wisconsin-Milwaukee (1995).

They are the parents of three children—sons Keller and Jackson and daughter Gillian. □



**Mike Devlin**  
**Assistant Offensive Line/  
Offensive Quality Control**

**College: Iowa**  
**Hometown: Marlton, New Jersey**  
**Cardinal Season: 7th**  
**NFL Season: 10th**

**M**ike Devlin enters his second full season on the Cardinal coaching staff as assistant offensive line coach/offensive quality control after initially joining the staff two weeks into the 2000 season.

Devlin was an all-America center at Iowa and Outland Trophy finalist as a Hawkeye senior. He was selected by Buffalo in the fifth round of the 1993 NFL Draft, playing in 44 games for the Bills before signing with Arizona as a free agent prior to the 1996 season.

As a Cardinal, Devlin started 26 of 42 games at center from 1996-98 and appeared in 58 games overall until his release August 27, 2000 on the final roster cutdown.

Devlin assists offensive line coach George Warhop in coaching the NFL's largest offensive line, one that allowed only 29 quarterback sacks in 2001, the

franchise's second fewest in a 16-game season (22 in 1978). Additionally, Arizona averaged 5.13 yards per play, a team best since 1993 (5.176) and managed 45 points vs. Detroit on November 18, Arizona's highest scoring output in 332 games (1977).

Devlin hails from a football family. His father, John, was a football coach for 40 years, including collegiate assistant positions at Bloomsburg, Florida State, Kentucky, Maryland, Temple, Tulane, Virginia Tech, and West Point, and the NFL Houston Oilers. His cousin, Joe Devlin, played for Buffalo from 1976-82 and '84-89, and his siblings also have extended football roots. Brother John was a quarterback at West Point from 1981-84, while brother Bill was a two-way lineman at Murray State. Sister Liz has been the head football coach's secretary at Tulane for 11 years.

Since joining the Cardinals, Devlin has been extremely active in civic circles. He was the Cardinals' 1999 recipient of the Ed Block Courage Award, bestowed upon one representative from each team, for demonstration of courage and determination in the face of adversity following

(Mike Devlin continued on page 36)



(Mike Devlin continued from page 35)

the death of his father in 1998.

During the 1999 off-season, he established the John Devlin Memorial Celebrity Golf Classic to benefit a scholarship fund for the Bloomsburg University football program in the memory of his father. The event has raised \$130,000 in four years.

Additionally, Devlin was the club's NFL man-of-the-year representative recognizing a player's off-field community service as well as playing excellence.

Endeavors included his participation in the Valley's "Read Across America Day" in 1999

along with innumerable appearances to schools and civic groups.

Born November 16, 1969 in Blacksburg, Virginia, Devlin was a prep all-America at Cherokee High School in Marlton, New Jersey where he was runner-up for New Jersey Scholastic Athlete-of-the-Year, and added scholastic all-America honors. He owns a bachelor's degree in recreation and leisure from Iowa.

Mike and his wife, Julie, live in Phoenix with their three children—son Zachary, daughters Hallie and Charlie. □



# Jeff FitzGerald

## Linebackers

**College: California State-Northridge**  
**Hometown: Burbank, California**  
**Cardinal Season: 3rd**  
**NFL Season: 9th**

**J**eff FitzGerald, an eight-year NFL assistant in Washington (1998–99) and Tampa Bay (1990–93) with 19 years of coaching experience at the college and pro levels, embarks upon his third season with the Cardinals and his second as linebackers coach

In 2000, FitzGerald was named to the newly-created position of quality control coach, a role inherited by assistant offensive line coach Mike Devlin (offense) and special-teams assistant Stan Kwan (defense) in 2001 when FitzGerald was asked to tutor the Cardinals' linebackers by new Arizona Head Coach Dave McGinnis.

In FitzGerald's first season as a Cardinal position coach, two of his pupils made integral contributions to an improved Arizona defense. Middle linebacker Ronald McKinnon, who led the team with 190 total tackles, became the first Cardinal in 178 games (Marcus Turner, 1990) to record defensive touchdowns in consecutive games

when he returned an interception for a score against Dallas (Dec. 23) and returned a fumble for six points the following week at Carolina (Dec. 30).

Also, outside linebacker Rob Fredrickson, Arizona's no. 3 tackler with 143 total stops, led the team with four quarterback sacks.

FitzGerald, spent his two seasons with the Redskins as a defensive assistant/linebackers coach and managed the club's defensive game analysis services in addition to duties as a special-teams assistant.

A native of Burbank, California, FitzGerald initially attended Oregon State, then transferred to California State-Northridge following a career-ending knee injury.

He entered the coaching arena in 1981 at his alma mater, John Burroughs High School in Burbank, while enrolled at Northridge. Following two seasons at Burbank H.S. (1983–85), he served as a graduate assistant at the University of Cincinnati (1985–86) and Alabama (1987–89), the last two seasons as the inside linebackers coach for the Crimson Tide.

In 1990, he joined the Tampa Bay Buccaneers' staff under Head Coach Ray Perkins, spending four years working with the defensive backs and special teams and administrating the defensive computer operations and video breakdown and evaluation.

Prior to returning to the pro ranks with the Redskins in 1998, FitzGerald served four seasons



(1994–97) as linebackers coach at San Diego State where he oversaw the football staff's computer and video operations.

FitzGerald, whose interests include auto racing

and international travel, owns bachelor's and master's degrees in physical education from California State-Northridge and Alabama, respectively. □



**C**harles Edward Greene, known as “Mean Joe” to a generation of football fans and a member of the NFL’s all-time team named in 1994 to commemorate the league’s 75th anniversary, is the Arizona Cardinals’ seventh-year defensive line coach.

Greene, one of the greatest defensive tackles in the history of the National Football League, was inducted into the Pro Football Hall of Fame in 1987 to cap his legendary 13-year playing career (1969–81). He was considered the heart of Pittsburgh’s “Steel Curtain” defense that led the Steelers to four Super Bowl championships. A perennial all-pro tackle for the Steelers who recorded 66 quarterback sacks during his career, Greene was selected to 10 Pro Bowls, including eight consecutively from 1970–77, and was named to the Pro Football Hall of Fame’s “Team of the 1970s.”

Greene is a 15-season NFL coaching veteran. Prior to joining the Cardinals, he tutored the Miami Dolphins’ defensive line for four seasons (1992–95) following five campaigns (1987–91) as the Pittsburgh Steelers’ defensive line coach. During Greene’s tenure on the Pittsburgh coaching staff, the Steelers were the AFC’s top-rated team in giveaway-takeaway ratio. In addition, Pittsburgh finished among the top five AFC teams in run defense four of Greene’s five seasons while also leading the NFL in total defense and pass defense in 1990.

In Miami in 1994, the Dolphins set a club record by allowing only 89.4 yards per game rushing to rank second in the AFC and fourth in the NFL.

Greene’s leadership and ingenuity were put to the test the past two seasons when he was forced to field seven different starting defensive line combinations both years, including four rookies last year.

Two of the rookies, defensive ends Kyle Vanden Bosch and Fred Wakefield, blossomed. The former, a second-round draft choice from Nebraska, quickly earned a starting job and

flashed glimpses of brilliance before a knee injury prematurely scuttled his season after three games. The latter, a free agent from Illinois, seized his opportunity to start the season’s final 11 games and register a team-best 16 quarterback hurries. Both Vanden Bosch (fumble recovery) and Wakefield (interception) scored defensive touchdowns, marking the first time two Cardinal rookie modern-era defensive linemen scored in the same season.

In 1999, Greene’s only lineman to start every game, end Simeon Rice, set a franchise single-season record with 16.5 quarterback sacks, good for second in the NFL.

During the Cards’ 1998 playoff run, Greene’s defensive linemen, despite two rookie or first-year starters most of the season (end Andre Wadsworth and tackle Rashod Swinger), contributed 29 of Arizona’s 39 sacks. The group also was credited with 15 deflected passes.

In 1997, defensive tackle Mark Smith led NFL rookie interior linemen with six quarterback sacks. Tackle Bernard Wilson’s 66-yard interception return for a touchdown vs. the Eagles on November 2 was the longest six-point pickoff return by a defensive lineman in Cardinal history. Tackle Eric Swann was dominant with a



(Joe Greene continued on page 38)

(Joe Greene continued from page 37)

sack, forced fumble, fumble recovery, or deflected pass in 12 of his 13 appearances.

Swann and Rice earned numerous postseason accolades in 1996 as Arizona improved from 26th to 21st in total defense from 1995, and from last to 21st against the run. Swann earned his second Pro Bowl berth and assorted all-star honors. Rice was the NFL's runaway defensive rookie-of-the-year, tied a then league rookie record for quarterback sacks with 12.5 (Leslie O'Neil, San Diego, 1985), and was voted a Pro Bowl alternate.

In addition to his numerous awards for accomplishments on the playing field, Greene won the prestigious Clio Award for his Coca-Cola commercial in 1980 which led to numerous television and film appearances. The spot has been named the seventh-best television commercial of all time by *TV Guide* and the most memorable sports commer-


cial by the American Association of Advertising Agencies.

Following his retirement in 1982, Greene worked as a color analyst for CBS-TV and owned restaurants in the Dallas area before rejoining the Steelers in 1987.

A unanimous choice as the nation's top defensive lineman as a senior at North Texas State (now the University of North Texas) in 1968, Greene was the fourth player selected in the 1969 NFL Draft. He earned NFL defensive rookie-of-the-year honors the following season.

Greene also has served on his alma mater's board of trustees.

Born in Elgin, Texas, Greene and his wife, Agnes, have three grown children—sons Major and Delon, who both played football at North Texas, and daughter Joquel—and five grandchildren. □



# Pete Hoener

## Tight Ends

<b>College:</b> Bradley
<b>Hometown:</b> Peoria, Illinois
<b>Cardinal Season:</b> 4th
<b>NFL Season:</b> 4th

**P**ete Hoener offers 28 years of coaching experience, including 15 as an offensive coordinator, to the Cardinal organization as tight ends coach, a position he held from 1985–86 with the team in St. Louis.

His 2001 trio of Cardinal tight ends—Steve Bush, Terry Hardy, and Tywan Mitchell—combined for 44 pass receptions for 355 yards and four touchdowns.

Prior to rejoining the Cardinals last season, Hoener coached the running backs on Head Coach R.C. Slocum's staff at Texas A&M after two seasons (1998–99) as offensive coordinator/offensive line coach at Iowa State. In 1999, he was a nominee for NCAA assistant coach-of-the-year.

A native of Peoria, Illinois, Hoener (HAY-nur) played football and graduated from Bradley University.

He entered the coaching arena at Belvidere (Ill.) High School in 1974, then served as a graduate assistant at Missouri in 1975 where he met Arizona Head Coach Dave McGinnis, the Tigers' linebackers and secondary coach. Hoener subsequently spent time on the staffs at Illinois State (1977), again with McGinnis at Indiana State

(1978–84), the Cardinals, Illinois (1986–88), Purdue (1989–91), and Texas Christian (1992–97) before stints at Iowa State and Texas A&M.

During his tenure at Iowa State, Hoener took over an offensive line that had allowed 46 quarterback sacks in 1997 and reduced the number to just nine his first season as the position coach. At T.C.U., eight offensive linemen earned all-Southwest Conference notice and the 1994 Horned Frog offense led the conference in total offense.

Hoener attended Richwoods High School in his native Peoria. He and his wife, Marianne, have three daughters—Jennifer, Kathleen, and Lisa. □





# Hank Kuhlmann

## Special Teams

**College:** Missouri  
**Hometown:** Webster Groves, Missouri  
**Cardinal Season:** 10th  
**NFL Season:** 23rd

**H**ank Kuhlmann is coaching his third position in his second tour of duty with the Cardinals in 2002 when he continues tutelage of Arizona's special teams for a third consecutive year.

Two rookies emerged for Kuhlmann's special teams in 2001. Drafted kicker Bill Gramatica set two club rookie records—single-season field goals (14), bettering Gerry Perry's 1960 total of 13, and longest field goal (50 yards). Overall, Gramatica converted 16 of 20 field-goal attempts and all 15 point-after-touchdown tries for a team-best 73 points.

Diminutive free agent Arnold Jackson, a wide receiver by trade, returned 49 punts for 1,120 yards for an 11.5-yard average, tops among league rookies. He also finished the season as the NFL's only regular punt returner without a fair catch.

Collectively, the 2001 Arizona special teams held opponents to 18.2 yards per kickoff return, ranking second to Washington (17.5) in the NFL.

In 2000, Arizona's special teams provided a bright spot in an otherwise disappointing season. Punter Scott Player earned his first Pro Bowl trip with 44.2-yard gross and 37.3-yard net averages to rank second in the NFC in both categories. MarTay Jenkins became the NFL's first 2,000-yard single-season kickoff returner with league records

of 82 returns for 2,186 yards, finishing with a 26.7-yard average, highest by a Cardinal in 25 years. Overall, the Cardinals' 26.7-yard team kickoff-return average established a single-season franchise record, and the kickoff-coverage units yielded just 18 yards per return to rank second in the NFL.

Kuhlmann owns 37 years of coaching experience at the college and professional levels.

A former Cardinal assistant coach and interim head coach, Kuhlmann returned to the team following the 1997 season to coach tight ends after four seasons with the Indianapolis Colts (three as special-teams coach).

Kuhlmann served as the Cards' running backs coach under Head Coach Gene Stallings from 1986–89, and succeeded Stallings as the club's interim head coach for the final five games of the '89 season.

In 1990, he served as a regional scout for the Cardinals.

He began his coaching career at his alma mater, Missouri, as freshmen coach from 1962–65 before being promoted to running backs coach through the 1971 season.

He received his first professional assignment as special-teams coach for the Green Bay Packers from 1972–74, then joined Head Coach Dan Devine as running backs and special-teams coach at Notre Dame from 1975–77. The Fighting Irish won the national championship in '77.

After returning to the pro ranks from 1978–82 as running backs and special-teams coach of the Chicago Bears, Kuhlmann joined the Birmingham franchise of the USFL from 1983–85 as assistant head coach/offensive coordinator before beginning his first stint with the Cardinals in 1986. Following his departure from the Cardinals after the 1990 season, Kuhlmann served as offensive coordinator and running backs coach for the Tampa Bay Buccaneers in 1991.

(Hank Kuhlmann continued on page 40)



(Hank Kuhlmann continued from page 39)

During his tenure in Indianapolis, Kuhlmann coached the Colts' tight ends in 1994, then spent the next three seasons (1995-97) as special-teams coach. In '96, his efforts resulted in Pro Bowl berths for Colt kicker Cary Blanchard and punter Chris Gardocki.

Blanchard, a Cardinal free-agent signee in 2000, enjoyed his finest professional success as a Colt under Kuhlmann's guidance from 1995-97.

In 1995, Blanchard authored a memorable moment in the Colts' improbable three-game post-season run that fell just one game short of the Super Bowl with a 30-yard field goal at Kansas City that provided the difference in Indianapolis' 10-7 victory, sending the Colts to the AFC championship game at Pittsburgh.

In 1996, Blanchard's 36 field goals, en route to the Pro Bowl, fell one shy of the NFL single-season record of Carolina's John Kasay, who passed Blanchard on the final day of the season.

Blanchard also set then-club records of 13

consecutive field goals in both 1996 and '97. Over the '96-97 seasons, Blanchard tallied an NFL-leading 252 points, the best two-season point total in Colts' history.

In 1998, his first season back in the Cards' nest, Kuhlmann's pair of tight ends, Johnny McWilliams and Chris Gedney, combined to catch 48 passes for 555 yards and five touchdowns.

Overall, Kuhlmann has tutored four kickers to Pro Bowl appearances—Player, Blanchard, and Gardocki, and Chester Marcol (1972 with Green Bay). In addition, the 1974 Packers established a 14-game NFL record with 12 blocked kicks (four field goals, four punts, four extra points), including seven blocked kicks by Ted Hendricks.

Born in Webster Groves, Missouri, Kuhlmann was a running back at Missouri from 1956-59 before spending four seasons as a catcher in the St. Louis Cardinals baseball organization from 1959-62.

He and his wife, Donna, have two children—Jeff and Tracey. □



**Stan Kwan**  
**Special Teams Assistant/  
Defensive Quality Control**

**College: San Diego State**  
**Hometown: Phoenix, Arizona**  
**Cardinal Season: 2nd**  
**NFL Season: 12**

Phoenix native and Camelback High School alum Stan Kwan enters his second season as defensive quality control coach and special-teams assistant for the Cardinals.

His duties include managing the team's game film breakdown and maintaining computer analysis services in addition to assisting Cardinal special-teams coach Hank Kuhlmann.

Kwan returned to the Valley in 2001 after 10 seasons as an offensive and special-teams assistant with the San Diego Chargers (1991-96) and Detroit Lions (1997-2000).

A year ago in Kwan's first season with the Cardinals, two rookies emerged on special teams—kicker Bill Gramatica and punt returner Arnold Jackson.

Gramatica set two club rookie records—single-season field goals (14), bettering Gerry Perry's 1960 total of 13, and longest field goal (50 yards).

Jackson returned 49 punts for 1,120 yards for an 11.5-yard average, tops among league rookies. He also finished the season as the NFL's only regular punt returner without a fair catch.

Collectively, the 2001 Arizona special teams held opponents to 18.2 yards per kickoff return, ranking second to Washington (17.5) in the NFL.

During his tenure with the Lions, Kwan's responsibilities ranged from working with the special teams to signalling in the offensive plays during games. He also developed and compiled both the offensive and defensive playbooks, provided film and statistical breakdown for special teams, and organized league and college scouting combine testing statistics.



A quarterback and all-Arizona shortstop at Camelback High School, Kwan still holds numerous baseball records at the school, including batting average, runs scored, stolen bases, on-base percentage, and walks. In his junior year, Camelback was the top-ranked team in Arizona and was rated 16th in the nation. He earned all-Arizona honors twice as a shortstop and set the school single-game passing record with 327 yards as a quarterback. Kwan's prep teammates included three former NFL players—cornerback Kevin Miniefield (Detroit, Chicago), safety Darryl

Morrison (Washington), and offensive lineman Warren Wheat (Seattle). Another high school classmate was professional golfer Billy Mayfair.

Kwan's collegiate baseball career included one season at South Mountain Community College, where he was the first freshman named captain of the team, and three years at San Diego State, where he helped the Aztecs achieve national ranking—1 Western Athletic Conference title, 1 conference tournament title, and 2 berths in the NCAA Baseball Tournament.

Kwan is single and resides in Phoenix. □



# Kevin Ramsey

## Defensive Backs

**College:** Indiana State  
**Hometown:** East St. Louis, Illinois  
**Cardinal Season:** 2nd  
**NFL Season:** 2nd

**K**evin Ramsey, a two-time all-Missouri Conference defensive back at Indiana State where his position coach was Arizona Head Coach Dave McGinnis, begins his second season as the Cardinals' defensive backs coach.

Ramsey was forced to start seven different combinations in the Cardinals' secondary last season in his first NFL campaign. However, the unit boasted steady veteran leadership and rookie promise.

Seven-year veteran free safety Kwamie Lassiter, whose career-high nine interceptions led NFL safeties, added a team-best 100 solo tackles. Rookie Adrian Wilson stamped his future role with 32 total tackles, 10 pass deflections, and a 61-yard interception return for a touchdown in the season finale at Washington.

Ramsey, broke into coaching at Kansas State (1984-85) as a graduate assistant and junior varsity defensive coordinator and at Mission High School, Mission, Texas (1986) before beginning a succession of jobs at major NCAA Division I programs—Kansas State (1987-89, outside linebackers), Northwestern (1990-92, defensive line/defensive backs), West Virginia (1993-94, defensive backs), Tennessee (1995-98, defensive backs), and Georgia (1999, defensive coordinator).

Ramsey coached in seven bowl games in the collegiate ranks, including Tennessee's national championship victory over Florida State in the 1999 Tostitos Fiesta Bowl at Sun Devil Stadium.

Seven current NFL players were tutored by

Ramsey, four at Tennessee (DaRon Jenkins/Panthers, Terry Fair/Lions, Deon Grant/Panthers, and Dwayne Goodrich/Cowboys, two at West Virginia (Aaron Beasley/Jets and Mike Logan/Steelers), and one at both Georgia (Jamie Henderson/Jets) and Kansas State (Elijah Alexander/former Raider).

Ramsey also served two NFL internships with McGinnis at the Chicago Bears (1991) and later with the Green Bay Packers (1998).

Ramsey spent most of 2000 working for ex-Redskin Danny Buggs' "Winning Circle" non-profit organization that teaches character behavior to students in DeKalb County, Georgia. He also appeared at an 11-day "World Federation of World Peace" symposium in Seoul, South Korea addressing students from around the globe on world issues and culture.

The East St. Louis, Illinois native, who holds a 1984 bachelor's degree in education from Indiana State, and his wife, Doreen, are the parents of four daughters—Kajavia, Samiya, Tresnae, and Amariell. They reside in Phoenix. □





# Bob Rogucki

## Strength and Conditioning

**College:** Glenville State

**Hometown:** Rosemont, West Virginia

**Cardinal Season:** 13th

**NFL Season:** 13th



**B**ob Rogucki (row-GUS-key) begins his 13th year as the Cardinals' strength and conditioning coach.

Since joining the Cardinals, Rogucki has developed the weight room at the team's training facility that includes a wide range of equipment from bars and dumbbells to machines while implementing a strength and conditioning program that trains the total body. Rogucki's philosophy is to gear a training regimen specific to the game of football involving training in a high-intensity mode that builds both muscular strength and endurance. The philosophy involves five body parts primary to the sport—neck, hips, legs, midsection, and torso—and focuses on developing the overall fitness of the athlete, including flexibility, cardio-respiratory fitness, muscular strength and endurance, recovery, and nutrition.

Rogucki served as the strength and conditioning coach at West Point from 1983–89 after similar posts at Weber State (1982) and as an assistant at Penn State (1981).

Rogucki also worked as an assistant for the Washington Redskins during their summer training camps at Dickinson College in Carlisle, Pennsylvania for seven years.

The Rosemont, West Virginia native, born September 27, 1953, was an offensive lineman and linebacker as a high school and college football player. He graduated from Glenville State College in his home state in 1975 before coaching football, basketball, and baseball on the high school level in Ohio, Pennsylvania, and West Virginia prior to accepting his first college coaching position at Penn State in 1981.

The author of several articles on strength and conditioning and a frequent speaker at clinics and public engagements, Rogucki holds a bachelor's degree in health, physical education, and safety from Glenville State College.

He and his wife, Mary, have two children—son Charlie, and daughter Katie. Charlie is a quarterback at St. Ambrose University in Davenport, Iowa, where his position coach as a freshman was former Cardinal quarterback Timm Rosenbach. □



# Johnny Roland

## Running Backs

**College:** Missouri

**Hometown:** Corpus Christi, Texas

**Cardinal Season:** 13th

**NFL Season:** 30th

**J**ohnny Roland, one of the top running backs in Cardinal history, begins the sixth year of his second stint with the team as the Cards' running backs coach.

A Pro Bowl running back for the Cardinals from 1967-68, Roland is a 23-year NFL coaching veteran.

Roland owns an impressive NFL coaching resume that also includes stops with Green Bay (1974), Philadelphia (1976-78), Chicago (1983-92), the New York Jets (1993-94), and St. Louis Rams (1995-96) with one college stint at Notre Dame (1975). He and Cardinal Head Coach Dave McGinnis served as assistants with the Chicago Bears under Head Coach Mike Ditka from 1986-92.

During 10 seasons in Chicago, his tutelage of running backs Walter Payton and Neal Anderson helped the Bears lead the league in rushing four times, finish second twice, and third once as Chicago was the NFL's top rushing team in the 1980s, averaging 153.4 yards per game. In a five-year span from 1984-88, the Bears compiled a 62-17 record (.785), made five playoff appearances, and defeated New England 46-10 in Super Bowl XX in New Orleans.

Roland entered the coaching fraternity in 1974 at Green Bay under Packers' Head Coach Dan Devine, for whom he played at Missouri. Roland followed his mentor to Notre Dame as an assistant in 1975 before logging three seasons (1976-78) under Head Coach Dick Vermeil in Philadelphia.

The owner of radio station KIRL (AM 1460) in St. Charles, Mo., Roland spent four years in private business (1979-82) before Ditka summoned him to tutor Payton and Anderson from 1983-92 when the Bears compiled a 10-year record of 103-56 (.648) and won 10 or more games seven times.

Last season, Roland's Cardinal running-back tandem of Michael Pittman and Thomas Jones equally split 10 rushing touchdowns, more than nine other teams.

Roland developed Pittman, who in 1999 opened eyes against Detroit in his first NFL start with 133 rushing yards, the Cards' only 100-yard game of the season. Included was a 58-yard touchdown ramble, Arizona's longest run from scrimmage in 52 games. In 2000, Pittman finished as the team leader in receiving (73 receptions) and rushing (719 yards), a Cardinal first since 1974 when Terry Metcalf turned the trick.

Short-yardage back Mario Bates tallied nine rushing touchdowns in 1999, most by a Cardinal since 1993.

In Arizona's 1998 playoff season, the Cardinals averaged 101.7 rushing yards per game, a team high since 1993. Running backs Adrian Murrell and Bates achieved rushing milestones. Murrell gained 1,042 yards on the ground to become only the sixth player in NFL history to rush for over 1,000 yards for different teams in consecutive seasons. Bates set a Cardinal post-season single-game record with three rushing touchdowns at Minnesota in the NFC divisional playoff game.

A native of Corpus Christi, Texas, Roland was



(Johnny Roland continued on page 44)

(Johnny Roland continued from page 43)

former Cardinal Head Coach Vince Tobin's teammate as a two-way (running back and cornerback) starter at Missouri.

Both the NFL Cardinals (fourth round) and the American Football League N.Y. Jets (first round) selected Roland as a "future" choice in the 1965 drafts, respectively.

In 1966, Roland was named the NFL offensive rookie-of-the-year.

After seven years in St. Louis where he was a teammate of Cardinal Vice President and Hall of Fame safety Larry Wilson, Roland concluded his playing career with the New York Giants in 1973.

As a pro running back, Roland collected 3,750 yards rushing, 1,420 receiving yards, and scored 34 touchdowns.

He remains the Cardinals' no. 4 all-time career rusher with 3,608 yards. He also ranks fourth in career rushing attempts (962), fifth (tie with Elmer Angsman) in career rushing touch-

downs (27), and fourth (tie with Johnny Johnson) in most career 100-yard rushing games (six).

Roland's 86-yard punt return for a touchdown at Philadelphia on October 2, 1966 is the third longest in team history. He also scored on a 74-yard punt return at Dallas on November 16, 1970.

He authored three of the 44 runs of 50 yards or more in Cardinal history. The longest, a 70-yarder at Washington on November 5, 1967, rates as the 18th-longest jaunt in franchise history, and the seventh longest without scoring a touchdown. He also registered scoring dashes of 54 (vs. New Orleans, December 3, 1967) and 50 yards (at Washington, October 23, 1966).

Roland remains one of only 22 Cardinals to have rushed for 130 or more yards in a game, and one of only five to record 10 or more rushing touchdowns in a single season (10, 1967).

Roland has two sons, Johnny, Jr. and James, and a daughter, Cynnamon. □



# Jerry Sullivan

## Wide Receivers

<b>College:</b> Delta State
<b>Hometown:</b> Miami, Florida
<b>Cardinal Season:</b> 2nd
<b>NFL Season:</b> 11th

**R**espected as one of the finest technicians in the art of receiving, Jerry Sullivan begins his second season as the Cardinals' wide receivers coach.

Sullivan joined Head Coach Dave McGinnis' first staff last season as a 27-year coaching veteran that included nine in the NFL and 18 at the collegiate level.

Prior to joining the Cardinals, Sullivan served as the receivers coach for the Detroit Lions (1997-2000) where he schooled one of the NFL's most potent receiving corps of Herman Moore, Johnnie Morton, and Germane Crowell. Before his tenure with Detroit, Sullivan spent five campaigns (1992-96) as receivers coach for the San Diego Chargers.

Wide receiver David Boston blossomed under Sullivan's guidance in 2001, emerging as one of the NFL's elite offensive talents. Boston led the NFL with 1,598 receiving yards that also set Arizona's single-season record en route to his first

Pro Bowl selection as a consensus all-pro choice. Boston also led the NFL with nine 100-yard receiving games and became the second youngest (23 years, four months) player in league history to eclipse the 1,500-yard mark.

Born July 13, 1944 in Miami, Florida, Sullivan played football and baseball at Jackson High School in Miami before enrolling at Florida State to play football (quarterback). He transferred to Delta State after two years, receiving a bachelor of science degree in education in 1968, and a master's degree in guidance and secondary education in 1969.

Sullivan began his coaching career at Cooper High School in Vicksburg, Mississippi in 1970 and entered the college ranks in 1971 as a graduate assistant at Kansas State where he subsequently served as freshmen coach in 1972.

After three years (1973-75) as tight ends and freshmen coach at Texas Tech, Sullivan spent the

next seven years (1976–82) at South Carolina where he mentored the wide receivers. After serving the 1983 season at Indiana under Head Coach Sam Wyche, Sullivan began another seven-year stint, this time at Louisiana State. While at the Baton Rouge school, Sullivan helped the Tigers win the Southeastern Conference title in 1986 and '88 and honed the skills of two-time all-America wide receiver Wendell Davis, a first-round selection of the Chicago Bears in the 1988 NFL Draft.

After spending 1991 at Ohio State, Sullivan joined the Chargers and Head Coach Bobby Ross for the next five seasons (1992–96) when San Diego won AFC West titles with 11–5 records in 1992 and '94 and appeared in six playoff games, including Super Bowl XXIX in Miami to complete the 1994 season.

Notable among his accomplishments in San Diego was the development of Tony Martin into one of the top receivers in the NFL. In 1996, Martin tied for the NFL lead with 14 touchdown receptions with his second consecutive 1,000-yard season and his first Pro Bowl honor. The following season, Martin, a former college quarterback, set a Chargers' single-season record with 90 receptions.


When Ross was named head coach of the Detroit Lions in 1997, Sullivan joined him in the Motor City and worked his magic again with the Lions' receiving corps. The duo of Moore and Morton was the top receiving tandem in '97 with 184 receptions, ranked second in 1998 with 151 catches, and fourth in '99 with 161 grabs.

Moore's receptions in 1997 shared the NFL receiving lead with Oakland Raider Tim Brown.

Moore and Morton comprised the most prolific pass-catching combination in the league from 1997–98, snatching 335 passes during the span.

The trio was joined in 1999 by Crowell, who exploded onto the scene with a team-high 81 catches for 1,338 yards and seven touchdowns.

Sullivan and his wife, Connie, have three children, Jon Eric, Matthew, and Allison. The family resides in Phoenix. □





# George Warhop

Offensive Line

**College:** Cincinnati


**Hometown:** Riverside, California

**Cardinal Season:** 5th

**NFL Season:** 7th

**G**eorge Warhop begins his fifth season as Arizona's offensive line coach following two campaigns as an offensive line assistant with the St. Louis Rams.

Warhop currently shepherds the NFL's largest offensive line (6-5.5 inch, 326-pound average) featuring tackles L.J. Shelton and Anthony Clement, guards Pete Kendall and Leonard Davis, and center Mike Gruttadauria.



Since taking over his position duties in 1997, Warhop has tutored the Arizona line through a steady decline in quarterback sacks allowed—78 (1997), 50 (1998), 45 (1999), 35 (2000), and 29 (2001). The latter was the second fewest in franchise history in a 16-game season, trailing only the 22-sack effort of the fabled 1978 line that featured tackle Dan Dierdorf, guard Bob Young, and center Tom Banks, all Pro Bowlers that season.

Warhop's linemen also deserve a lion's share of credit for the Cardinals' 5.13-yard average gain per play last season, a team best since 1993 (5.176).

In 1998, his first season with the Cardinals, Warhop's linemen allowed 50 sacks, a 28-sack improvement over the previous season when Arizona allowed a league-high 78 sacks. The Cardinals also held Dallas and Minnesota sackless in two postseason games.

Warhop's first Cardinal line also merited credit for Arizona's 18 rushing touchdowns, exceeding the combined totals of the two previous seasons (eight in 1996, nine in 1997).

A native of Riverside, California, Warhop played football at Mount San Jacinto College (Calif.) and the University of Cincinnati.



He entered the coaching arena in 1983 at his alma mater, Cincinnati, then served on the offensive staffs at Kansas (1984-86), Vanderbilt (1987-89), and New Mexico (1990-91).

From 1991-92, Warhop was offensive coordinator for the London Monarchs of the World Football League when the team won the World Bowl in his first season. The following fall, Warhop was offensive line coach at Southern Methodist, then served in a similar capacity at Boston College from 1994-95 where one of his linemen was Cardinal guard Pete Kendall.

Warhop and his wife, Lori, reside in Phoenix with their children, daughter Olivia and son Jacob. □



## Players





# David Barrett

## Cornerback

5-10 □ 198 □ Third Year  
Fourth Round (102nd), 2000  
College: Arkansas  
DOB: December 22, 1977  
Hometown: Osceola, Arkansas

36

□ **Pro Career:** Cardinals' fourth-round selection (102nd overall) in 2000 NFL Draft ... in 32 pro games (nine starts), has collected 57 solo tackles, 22 assists, 1 tackle for loss, 2 interceptions, 10 passes defended, 1 fumble recovery, and 3 forced fumbles ... also owns 12 special-teams tackles.

□ **2001:** Played in all 16 games with nine starting roles at cornerback ... 50 solo tackles, 21 assists, 2 interceptions, 9 pass deflections, and 2 forced fumbles ... also key special-teams performer with seven tackles and 51 blocks, the latter good for fifth on club ... downed punts at the 12- and three-yard lines in season opener vs. Denver (Sept. 23) ... with cornerback Tom Knight (hip) inactive, **started first NFL game the following week vs. Atlanta (Sept. 30)** and collected eight solo tackles, one assist ... again in starting lineup at Philadelphia (Oct. 7), this time for cornerback Corey Chavous (foot), posting 6 solo tackles, 3 assists, and 1 tackle on special teams in 21-20 victory ... **first career interception at Chicago (Oct. 14)** midway through second quarter plus six tackles ... started for Knight (hamstring) at Dallas (Oct. 28) and collected six combined tackles and batted away a pass as Cowboy starting wide receivers Raghieb Ismail and Joey Galloway each caught just three passes ... personal best 11 combined tackles vs. N.Y. Giants (Nov. 11) ... downed a punt at the five-yard line vs. Detroit (Nov. 18) ... as starter for final three games of season, accumulated 24 tackles, 6 pass deflections, 2 forced fumbles, and 1 interception ... six tackles, including one stop for loss, batted away a pass, and forced Dallas receiver Ismail to fumble out of bounds in 17-10 win over Dallas (Dec. 23) ... second consecutive starting role at Carolina (Dec. 30) produced second interception of the season, a second-quarter pickoff and 23-yard return to the 12-yard line as Cards scored four plays later to take a 24-0 lead ... also stripped Carolina running back Richard Huntley at the 26-yard line on the second play of the game, a fumble teammate Ronald McKinnon scooped and returned 25 yards for a touchdown ... impressive all-round game with 10 solo tackles, 1 assist, and 2 deflections in addition

to the turnover contributions ... concluded sophomore season at Washington (Jan. 6) with season-best three deflected passes in addition to five solo tackles and two assists.

□ **2000:** Promising preseason with eight tackles and two interceptions ... played in all 16 regular-season games with total of 8 tackles, 1 pass defended, 1 forced fumble, and 1 fumble recovery from scrimmage ... added five tackles and 41 blocks on special teams ... also took pair of hand-offs on kickoff returns for gains of 41 and five yards ... in season opener at N.Y. Giants (Sept. 3), took fourth-quarter handoff at 20-yard line on reverse from MarTay Jenkins on kickoff return and sped 43 yards around the left side to the Giants' 39-yard line ... added one solo tackle from scrimmage ... saw considerable playing time in 32-31 win over Dallas (Sept. 10) after injuries to starting cornerbacks Aeneas Williams (wrist) and Knight (knee) ... impressed with three solo tackles and stripped Cowboy receiver James McKnight of the football and made recovery at 24-yard line to set up third-quarter field goal that cut the Cowboy lead to 24-23 ... took handoff from Jenkins on kickoff for five-yard gain the following week vs. Green Bay (Sept. 24) ... significant playing time in second half at Philadelphia (Nov. 19) ... finished season at Washington (Dec. 24) with one solo tackle and one pass deflection from scrimmage, one tackle and three blocks on special teams.

□ **College/Personal:** Earned starting role in Arkansas secondary midway through freshman season ... fixture during final two Razorback seasons ... **two-time all-Southeastern Conference pick** ... career total of 176 tackles, 7 interceptions, 3 forced fumbles, and 5 quarterback sacks ... led Osceola (Ark.) High School to class AAA state title as senior ... also lettered in track and baseball ... high point scorer at prep district track meet ... architecture major at Arkansas ... mother died when he was 1-year-old ... raised by sisters Kim and Denna along with their grandparents in Osceola, Arkansas ... born Dec. 22, 1977 in Waterloo, Iowa. □

## David Barrett Career Stats

### Tackles-QB Sacks

Year	Solo	Assists	Total	QB Sacks
2000	7	1	8	0
2001	50	21	71	0
<b>Totals</b>	<b>57</b>	<b>22</b>	<b>79</b>	<b>0</b>

### Opponent Fumbles Recovered

Year	No.	Yards	Average	Long	TD
2000	1	0	0.0	0	0
2001	0	0	0.0	0	0
<b>Totals</b>	<b>1</b>	<b>0</b>	<b>0.0</b>	<b>0</b>	<b>0</b>

### Games

Games (Starts)—2000: 16 (0), 2001: 16 (9). Totals: 32 (9).

### Interceptions

Year	No.	Yards	Average	Long	TD
2000	0	0	0.0	0	0
2001	2	30	15.0	23	0
<b>Totals</b>	<b>2</b>	<b>30</b>	<b>15.0</b>	<b>23</b>	<b>0</b>

### Additional Statistics

Gained 46 yards on two reverses on kickoff returns, 2000.

### Single-Game Bests

**Combined Tackles:** 11 at Carolina, Dec. 30, 2001; vs. N.Y. Giants, Nov. 11, 2001. **Solo Tackles:** 10 at Carolina, Dec. 30, 2001. **Interceptions:** 1 at Carolina, Dec. 2001; at Chicago, Oct. 14, 2001. **Passes Defended:** 3 at Washington, Jan. 6, 2002.



# Marcus Bell

## Defensive Tackle

**6-2** ❑ **330** ❑ **Second Year**  
**Fourth Round-b (123rd), 2001**  
**College: Memphis**  
**DOB: June 1, 1979**  
**Hometown: Memphis, Tennessee**

# 94

**❑ Pro Career:** Arizona's second selection in the fourth round (123rd overall) of the 2001 NFL Draft ... shook off effects of elbow injury to collect 17 solo tackles, 21 assists, and 4 hurries ... 38 combined tackles were the most among non-starters ... two solo stops and one assist vs. Denver (Sept. 23) but suffered elbow injury and was inactive for next three games ... returned to action vs. Kansas City (Oct. 21) ... despite a first-half concussion vs. Philadelphia (Nov. 4), returned to game and finished with three tackles ... led all Cardinal defensive linemen with 10 combined tackles vs. N.Y. Giants (Nov. 11) and showed impressive closing speed when he chased down Giant tight end Howard Cross for a seven-yard gain on third-and-eight as Giants settled for a fourth-quarter field goal ... identical statistics of two tackles and a pass deflection at the line in consecutive wins over Detroit (Nov. 18) and at San Diego (Nov. 25) ... contributed three tackles and two hurries in 34-31 overtime win at Oakland (Dec. 2) ... impressive game in 17-10 win over Dallas (Dec. 23) with one tackle and deflection of a Quincy Carter pass that linebacker Ronald McKinnon intercepted and sped 24 yards to the end zone to give the Cards a 7-3

second-quarter lead ... played more defensive snaps (65) than any Cardinal lineman at Washington (Jan. 6), responding with 3 solo tackles, 5 assists, and 1 hurry of Washington passer Tony Banks, the latter midway through the fourth quarter resulting in Banks' departure from the game with a thigh injury.

**❑ College/Personal:** Late bloomer at Memphis whose presence in the starting lineup brought an instant improvement for the defensive unit ... despite starting just 20 games, finished career with 34 tackles behind the line of scrimmage and 10 sacks at nose guard ... 209 total tackles in 42 games as a Tiger ... *anchor of the nation's top-rated rushing defense as a senior in 2000 ... one of five Tiger defenders to earn first-team all-Conference USA honors, tying league record ...* 16 tackles behind the line of scrimmage rank fifth on the Memphis single-season list ... played offensive and defensive tackle at Kingsbury (Memphis, Tenn.) High School ... all-Tennessee class 3-A selection at offensive and defensive line in 1996 ... education major at Memphis ... born June 1, 1979 in Memphis, Tennessee.❑

(Marcus Bell continued on page 50)

(Marcus Bell continued from page 49)

## Marcus Bell Career Stats

### Tackles-QB Sacks

Year	Solo	Assists	Total	QB Sacks
2001	17	21	38	0
<b>Totals</b>	<b>17</b>	<b>21</b>	<b>38</b>	<b>0</b>

### Single-Game Bests

Tackles: 10 vs.N.Y. Giants, Nov. 11, 2001. Solo Tackles: 3 at Washington, Jan. 6, 2002. Quarterback Hurries: 2 at Oakland, Dec. 2, 2001. Passes Defended: 1 three times.

### Games

Games (Starts)—2001: 13 (0). Totals: 13 (0).



# Jarvis Borum

## Tackle

6-7  324  Second Year  
 Free Agent, 2001  
 College: North Carolina State  
 DOB: September 16, 1978  
 Hometown: Columbia, South Carolina

# 61

**Pro Career:** Free-agent signee in 2001 ... played in one game, inactive for three, and member of practice squad for three weeks ... allocated to Scottish Claymores of NFL Europe for 2002 with defensive end Jarrett Procell ... earned all-World League honors at left tackle ... started all 10 games for 5-5 Claymores ... scored a touchdown in opening game when he recovered a fumble in the end zone ... *first NFL action for Cardinals vs. Philadelphia (Nov. 4)* when he temporarily switched from jersey number 61 (offensive lineman) to number 87 (tight end) and saw action as extra tight end in running situations ... waived Nov. 6 to make room on roster for replacement punter and tight end ... re-signed to practice squad Nov. 7.

**College/Personal:** Late bloomer did not compete in football until his junior year in high school ... massive two-year starter made great strides in the Wolfpack's off-season conditioning program, losing over 40 pounds from the end of

the 2000 campaign ... nicknamed "Big Earth" for his huge frame ... allowed only five quarterback sacks while participating in 1,450 plays at left tackle his final two years ... as a senior in 2000, selected to the all-Atlantic Coast Conference second team ... only allowed two quarterback sacks while participating in 685 plays ... as a junior in 1999, moved into the starting lineup at left tackle, logging more action (765 plays) than any other offensive player ... only played two seasons of prep football at Keenan (Columbia, S.C.) High School ... all-region V class 3-A selection ... also played center for the basketball team and threw the shot put in track ... accounting major at N.C. State ... father Joseph Glenn was a defensive end on Clemson's 1981 Orange Bowl squad ... mother is a registered nurse ... devotes time as a motivational speaker at high schools in Columbia, S.C. and Washington, D.C. ... three-time member of high school honor roll... prep outstanding male athlete as a junior and senior ... born Sept. 16, 1978.

## Jarvis Borum Career Stats

### Games

Games (Starts)—2001: 1 (0). Totals: 1 (0).



# David Boston

## Wide Receiver

6-2  236  Fourth Year  
First Round (8th), 1999  
College: Ohio State  
DOB: August 19, 1978  
Hometown: Humble, Texas

# 89

**Pro Career:** Burst into the limelight in 2001 as one of the NFL's most explosive receivers, consensus all-pro, and Pro Bowl selectee ... *established franchise single-season receiving yardage record with 1,598 yards* on 98 receptions with eight touchdowns ... *second-youngest player to reach 1,500 receiving yards in NFL history, achieving the milestone at 23 years, four months of age (St. Louis Ram Isaac Bruce, 1,781 yards in 1995 at 23 years, 2 months)* ... the first of two first-round picks the Cardinals held in 1999 ... selected eighth overall ... relinquished final year of collegiate eligibility at Ohio State to enter NFL Draft ... turned 21 the day Cards completed 1999 training camp his rookie season ... first NFL season reflected progressively improved play, then stepped into starting role the last two campaigns ... *in 48 pro games (39 starts), owns 209 pass receptions for 3,227 yards (15.4-yard average) with 17 touchdowns* ... also 13 rushing attempts for 44 yards and seven punt returns for 62 yards.

**2001:** *Led NFL in receiving yardage with 1,598 yards* on 98 receptions, the latter most by a Card wide receiver, and flirted with Arizona single-season receptions mark of 101, set by fullback Larry Centers in 1995 ... *nine 100-yard receiving games set Cardinal single-season record* (eight, Rob Moore, 1997) ... *four consecutive 100-yard games (Kansas City Oct. 21, at Dallas Oct. 28, Philadelphia Nov. 4, and N.Y. Giants Nov. 11) also equalled Moore's team record (1997)* ... induced 10 defensive penalties (eight pass interference, two defensive holding) ... *also led NFL with 72 first-down receptions* ... sixth and *youngest Cardinal to record consecutive 1,000-yard receiving seasons* (1,598 in 2001, 1,156 in 2000) ... also tied Roy Green (1984) as fastest Cardinal to 1,000 yards in a season—10 games ... recorded sixth 100-yard receiving game of his career with eight catches for 145 yards and impressive 18.1-yard average per catch in season opener vs. Denver (Sept. 23) ... set the tone for all-Cardinal first quarter with 26-yard catch from Plummer on first play from scrimmage, then caught a nine-yarder later in opening drive that

resulted in field goal and 3-0 lead ... snared 47-yard grab over Bronco defender Deltha O'Neal on deep pattern over the middle to the three-yard line as Thomas Jones scored from one yard out three plays later to give Cards 10-0 lead early in the second period ... fourth quarter 18-yard catch converted fourth-and-13 at Denver 24-yard line with five minutes remaining ... held to just four receptions for 49 yards with a catch in each quarter vs. Atlanta (Sept. 30) ... set up Cards first score of game when he induced pass interference call on Falcon Ashley Ambrose in third quarter ... also gained 17 yards on reverse in third quarter ... caught four passes for 71 yards in 21-20 win at Philadelphia (Oct. 7), including a diving, juggling catch for 31 yards on third-and-six situation at own 39-yard line on opening drive of second half ... led team with six receptions for 85 yards at Chicago (Oct. 14) ... converted third-and-10 situation in fourth-quarter scoring drive with 13-yard grab to fuel a 13-play, 99-yard drive to cut lead to 20-13 with 2:52 remaining ... earlier in the drive, snared passes of 25 and three yards, the former an acrobatic grab on the sideline when he kept his feet in bounds and was walloped by Bear defensive back Tony Parish ... seventh career 100-yard receiving game with seven catches for 131 yards in 24-16 win over Kansas City (Oct. 21), including a 23-yard scoring pass from Plummer in fourth quarter to finish a 16-play, 95-yard drive to give Cards a 17-9 lead ... snared 49-yarder on final play of opening quarter to set up 29-yard field goal early in second quarter ... also induced a pass interference call and a defensive holding flag by Chief defensive backs ... second consecutive 100-yard receiving game with 108 yards on *season-best nine receptions at Dallas (Oct. 28)* ... productive fourth quarter with three receptions for 65 yards, including 35-yarder on first play of the final period ... also gained 12 yards on end-around in first-quarter scoring drive to a field goal and 3-0 lead ... rolled to his third consecutive 100-yard outing with team-best eight receptions for 138 yards vs. Philadelphia (Nov. 4), including a 52-

(David Boston continued on page 52)

(David Boston continued from page 51)

yarder in the second period ... fourth consecutive game over the 100-yard receiving mark by matching career-best nine receptions for 137 yards and a touchdown vs. N.Y. Giants (Nov. 11) ... opened game with outstanding first half of seven grabs for 119 yards, including a 38-yard scoring play from Plummer, to put Cards on the scoreboard midway through the second quarter ... though double-teamed most of the game, snared five passes for 80 yards and touchdown grabs of 13 and 18 yards in 45-38 win over Detroit (Nov. 18) ... despite missing practice Wednesday prior to the game with intestinal bleeding from an H-pylori virus, enjoyed superb outing at San Diego (Nov. 25) with six receptions for 121 yards and 37-yard scoring strike from Plummer in 20-17 victory ... capped six-play, 80-yard scoring drive in second stanza with the scoring grab to finish first half with four catches for 78 yards and one touchdown ... caught a 30-yarder over the middle to the Charger 38-yard line in the fourth quarter as running back Michael Pittman scored on one-yard run seven plays later to give Cards 17-10 lead with six minutes left ... after San Diego tied the game at 17-17, authored key 13-yard grab on third-and-one at the Charger 35-yard line, giving Arizona a first down at the 22-yard line as game-winning 42-yard field goal came three plays later ... clutch performance at Oakland (Dec. 2) against talented Raider secondary with six receptions for 106 yards, including 50-yard touchdown on crossing pattern with 1:26 remaining to give Cards 31-24 lead ... earlier converted third-and-10 situation in second quarter with 21-yard catch in nine-play, 69-yard scoring drive for 14-7 lead ... also induced pair of pass interference calls ... battled physical Redskin secondary for eighth 100-yard receiving game of the season vs. Washington (Dec. 9) with six catches for 132 yards for single-game best 22-yard average per reception ... burned Panther secondary for 127 yards and two touchdowns on seven receptions in 30-7 win at Carolina (Dec. 30), **his ninth 100-yard receiving game of the season to break Moore's club mark of eight (1997)** ... first score was a 61-yard scoring play from Plummer early in the second quarter to give Cards 17-0 lead as he out-jumped a Carolina defender and waltzed the final 10 yards into the end zone ... five-yard scoring strike from Plummer on next possession following an Arizona interception to push lead to 24-0 ... cold, rainy conditions at Washington (Jan. 6) with temperature hovering in the 30s limited his production to two receptions for 58 yards ... as **Pro Bowl starter**, caught three passes for 39 yards with long reception of 23 yards from St. Louis Ram passer Kurt Warner.

□**2000:** Seized starting opportunity with pre-season loss of Rob Moore (knee injury) to **lead Cards in receiving yardage (1,156), average per**

**catch (16.3 yards), and touchdowns (7)** ... among league leaders, finishing eighth in yardage and 14th in receptions ... 71 catches ranked second on club to running back Pittman (73) ... yardage total is sixth highest in team annals and most by second-year Cardinal ... repeatedly flashed big-play ability, **authoring seven of Arizona's 10 longest plays from scrimmage, including the top four—receptions of 70 (touchdown), 63, 56, and 56 (touchdown) yards** ... four 100-yard receiving outings ... **opened season with consecutive 100-yard receiving games, a feat accomplished only twice before in Cardinal history—J.T. Smith (1989) and Woodley Lewis (1959)** ... stepped up in big way at N.Y. Giants (Sept. 3) with career-high nine pass receptions for 128 yards and two scores ... caught four passes for 52 yards in first half, then was Plummer's go-to guy in the fourth period with three grabs for 57 yards—all after the two-minute warning—including touchdown strikes of nine and 25 yards in Cards' furious comeback bid in 21-16 loss to eventual NFC champs ... caught nine-yard toss on first play following the two-minute notice to cut Giant lead to 21-10 ... after Cards recovered on sides kick, grabbed 23-yarder on first play to the Giant 34-yard line, then finished the seven play, 52-yard drive with impressive catch of 25-yard laser from Plummer on third-and-16 with 39 seconds left to cut lead to 21-16 ... second consecutive 100-yard receiving game in home opener vs. Dallas (Sept. 10) with six grabs for 102 yards, including a 63-yarder in fourth quarter to set up game-winning touchdown pass from Plummer to wide receiver Frank Sanders in 32-31 comeback victory ... converted third-and-four situation in opening drive with seven-yard catch three plays after he induced 37-yard pass-interference call on Dallas cornerback Kareem Larrimore ... snared passes of four and 21 yards in second-quarter scoring drive, then induced another long penalty of 44 yards in third quarter on veteran corner Phillippi Sparks ... came through in fourth quarter with eight-yard grab to keep alive scoring march that brought Cards within 31-26, then got behind Sparks on improvised slant-and-go on first play from own 15-yard line for 63-yard gain in game-winning possession ... held to just three receptions for 23 yards vs. Green Bay (Sept. 24) ... despite limited practice time due to knee bruise, ankle ailment, and hamstring discomfort, caught five passes for 87 yards at San Francisco (Oct. 1), including a 56-yarder from Plummer with 18 seconds left in first half when he took a short hitch at the 44-yard line, dodged a 49er cornerback, and raced 56 yards for the score ... added four more catches for 31 yards in second half ... in 29-21 win over Cleveland (Oct. 8), caught five passes for 63 yards ... also induced 20-yard pass interference call midway through fourth quarter to convert a third-and-11 situation in scor-

ing drive that produced a 28-yard Cary Blanchard field goal to push lead to 29-21 with three minutes left ... helped set up field goal in third quarter on Cards' first play of second half, taking handoff from Plummer on misdirection play and streaking 24 yards to bring Cards out of hole at own 13-yard line ... ensuing drive resulted in another field goal and 19-14 lead with eight minutes left in the period ... responded with two key third-down conversion grabs on next possession—20-yarder on third-and-four, then 12-yard grab to the five-yard line on third-and-11 ... Plummer found Sanders on the next play for a five-yard scoring toss and 26-14 lead ... led team with six catches for 123 yards vs. Philadelphia (Oct. 15), including a 70-yard touchdown play when he broke two tackles on a post pattern and sped into the end zone ... also took handoff on reverse on opening drive but ran into Eagle linebacker Carlos Enmons and lost the ball ... clutch catches throughout game vs. New Orleans (Oct. 29) with two third-down conversion receptions to keep drive going in first quarter ... snared 11-yarder to convert a third-and-eight situation in second period ... finished game with nine-yard catch in third quarter and six-yard grab in final period for five receptions for 47 yards ... three catches for 57 yards vs. Washington (Nov. 5), including a third-and-one catch for seven yards and a first down in first quarter and 42-yarder to the Redskin 17-yard line in fourth period of 16-15 win ... bothered entire week of practice prior to outing at Minnesota (Nov. 12) with hamstring pull and limited to a pair of receptions for 34 yards ... bounced back at Philadelphia (Nov. 19) with six catches for 94 yards ... caught 11-yarder in first-quarter third-and-nine situation to keep drive alive en route to a field goal and a 3-0 lead, and added 16-yarder later in the period ... scored Cards' only touchdown when quarterback Dave Brown found him on the right sideline on fourth-and-six at the Eagle 44-yard line with 4:50 left ... **career-best 184 yards on nine catches at Cincinnati (Dec. 3)** one of few bright spots in frustrating loss ... after non-descript first half with three catches for 26 yards, caught fire in second half with six receptions for 158 yards ... converted third-and-five with 51-yard acrobatic grab to the Bengal nine-yard line early in the third quarter ... on next possession, hauled in passes of 33 and 38 yards on successive plays, the latter for a touchdown for Cards' first points of game to narrow deficit to 21-7 ... caught 15-yarder early in fourth quarter to bring Cards within 21-13, then induced a pass interference call at the 35-yard line with Cards poised to tie the game, only to have interception at the seven-yard line ... two catches for 25 yards at Jacksonville (Dec. 10) but was victim of fluke turnover on the Cards' first possession ... caught sliding six-yarder from Brown on Cards' second play of game ... while on back and clutching the

ball, Jaguar linebacker Brant Boyer plucked the ball from his grasp for an interception ... play was reviewed but ruled Boston did not have possession and the ball was live as Boyer took it off Boston's chest ... later caught 19-yarder to convert third-and-nine in first quarter, then added six-yard grab from reserve quarterback Chris Greisen in third quarter ... though Raven cornerback Chris McAlister proclaimed no receiver had caught a pass on him in three games, Boston wasted no time victimizing the defensive back vs. Baltimore (Dec. 17) when Boston caught a nine-yarder midway through the first quarter, then finished the game with five catches for 93 yards, including a 56-yarder in the second quarter after outjumping McAlister ... also induced a pass interference call on Raven Duane Starks in second quarter ... concluded season with one catch for 12 yards at Washington (Dec. 24) ... also induced unnecessary roughness penalty on Redskin safety Mark Carrier, and was intended receiver for two of Plummer's interceptions.

↓**1999:** First NFL season reflected progressively improved play ... in 16 games (seven starts), caught 40 passes for 473 yards (11.8-yard average) and two touchdowns, netted no yards on five rushing attempts, and returned seven early-season punts for 62 yards ... in **first NFL start at Philadelphia (Sept. 12)** in season opener, caught four passes for 21 yards in 25-24 win ... also gained one yard on reverse in third period ... showcased big-play ability at Miami (Sept. 19) with 43-yard punt return at end of third quarter he nearly broke for an 81-yard return for a score before being tripped ... finished with four punt returns for 63 yards, caught one pass for five yards, and gained two yards on a second-quarter midfield reverse ... suffered bruise on left shoulder blade on punt return in second quarter vs. San Francisco (Sept. 27), the same area he injured during mini-camp ... two receptions for 11 yards at Dallas (Oct. 3) in starting role for inactive/injured Moore (hamstring) ... breakout game vs. N.Y. Giants (Oct. 10) with eight catches for 101 yards, including a spectacular leaping grab from Plummer for 11-yard touchdown ... ran past Sparks, then out-leaped the Giant defender in the end zone to give Cards 14-0 lead with 33 seconds left in first half ... began the play with a hard first step off the line, and Sparks reacted so hard he lost his shoe on the move as Boston cruised downfield to make the leaping catch in the right corner ... also caught 37-yarder on crossing pattern against New York cornerback Jason Sehorn near end of first quarter but was stopped inches short of the goal line two plays before Plummer scored on a keeper ... finished first half with seven receptions for 98 yards, then caught one pass for three yards in third quarter from quarterback Dave Brown as

(David Boston continued on page 54)

(David Boston continued from page 53)

Cards played conservatively to protect the win ... four passes for 53 yards in 23-19 win over Detroit (Nov. 14), including 40-yarder over Lion cornerback Bryant Westbrook in first quarter to the Detroit 20-yard line to set up Cards' first points of game ... later snared 11-yarder from own 16-yard line following Cardinal fumble recovery to open touchdown scoring drive six plays later ... three grabs for 47 yards in 13-9 victory over Dallas (Nov. 21) featured 30-yard catch to the Dallas 23-yard line as Cards scored two plays later for 10-7 lead in third quarter ... also gained seven yards on end-around early in fourth-quarter scoring drive that led to a field goal ... provided pair of clutch efforts in 21-17 win over Philadelphia (Dec. 5) ... brought Cards within 17-14 with four minutes left with acrobatic leaping grab of four-yard toss from Plummer in right corner of end zone despite defensive pass interference call on the play ... later caught nine-yard pass in game-winning drive on ensuing possession ... snared 43-yard pass over veteran cornerback Darrell Green in first quarter at Washington (Dec. 12) to the Redskin 34-yard line to set up field goal. Cards' only points of the game ... only catch vs. Buffalo (Dec. 19) a 13-yarder from Plummer that converted a third-and-10 in fourth-quarter scoring drive that narrowed the Buffalo lead to 24-21 with less than two minutes left ... finished rookie season with four receptions for 52 yards at Green Bay (Jan. 2) ... nearly scored on six-yard catch to the Packer one-yard line in second quarter as Cards settled for field goal ... caught 15-yarder to convert third-and-12 situation later in quarter, and achieved another third-down conversion with 20-yard catch in eight-play, 77-yard scoring drive to cut Green Bay lead to 21-10 with two minutes left in the quarter.

□ **College/Personal:** *In only three years at Ohio State, established 11 school records, including career catches (191), receiving yards (2,855), and touchdown catches (34), shattering the previous marks of 168 receptions with 27 scores by NFL Pro Bowler Cris Carter (1984-86) and 2,792 yards by Gary Williams (1979-82) ... averaged 5.16 catches per game, topping the school career record of 4.5 by Carter ... Football Writers Association all-America first-team choice as junior ... added all-Big Ten Conference first-team honors ... ranked fifth in the nation with an average of 120.9 receiving yards per game and ranked 13th with 6.7 catches per outing ... set Buckeye single-season records in 1998 with 85 catches for 1,435 yards (16.9-yard average) and 13 touchdowns,*

*topping his previous mark of 73 receptions in 1997 and 1,411 yards by Terry Glenn in 1995 ... also returned 19 punts for 270 yards (14.2-yard average) and a touchdown while starting every game at split end ... became third player in school history to gain over 200 yards receiving in a game with 10 catches for 217 yards and touchdowns of 30 and 43 yards against Michigan ... school-record 14 receptions as sophomore against Penn State totalling 153 yards and a touchdown ... played in every game as a true freshman, starting the final seven contests at split end ... against the Plummer-led Arizona State Sun Devils in the Rose Bowl, returned three punts for 15 yards and made four catches for 20 yards with a pair of scores, including the game-winning five-yard touchdown grab with 1:21 left to give the Buckeyes a 20-17 victory ... Greater Houston prep player-of-the-year in 1995 ... won numerous all-America honors in both football and basketball at Humble (Tex.) High School ... all-Texas first-team pick as a free safety, adding second-team honors as a receiver ... two-time all-district choice ... as a two-way prep star, posted 88 tackles with nine interceptions and caught 51 passes for 780 yards with eight touchdowns while averaging 23.2 yards per kickoff return and 17.1 yards per punt return as a senior ... second team all-Texas selection in basketball, leading his squad to the state's "Final Four" in 1996 ... earned all-tournament accolades ... also lettered in track ... won the district title in the 300-meter intermediate hurdles ... lettered three times in football and basketball and twice in track and field ... sociology major at Ohio State ... asked in Ohio State game program to name the player he had competed against who he admired most. Boston responded, "Jake Plummer" ... sent an open letter to Ohio State fans in a Columbus newspaper explaining his decision to turn pro and thanking them for their support ... father, Byron, officiated in the Southwest Conference and World League and is now in his eighth year as a line judge in the National Football League ... father has worked two NFC championship games and Super Bowl XXXIV ... mother, Carolyn, is president and chief executive officer of Boston Sports Enterprises, Inc. ... older brother, Byron Jr., who played football at Sam Houston State, is a Dallas policeman specializing in crime unit that investigates drug complaints in high-crime areas of Dallas ... sister, Alicia, is a Dallas attorney who collaborated in negotiating Boston's first NFL contract ... born Aug. 19, 1978. □*

# David Boston Career Stats

## Receiving

Year	No.	Yards	Average	Long	TD
1999	40	473	11.8	43	2
2000	71	1,156	16.3	70†	7
2001	98	1,598	16.3	61†	8
<b>Totals</b>	<b>209</b>	<b>3,227</b>	<b>15.4</b>	<b>70†</b>	<b>17</b>

## Rushing

Year	No.	Yards	Average	Long	TD
1999	5	0	0.0	7	0
2000	3	9	3.0	24	0
2001	5	35	7.0	17	0
<b>Totals</b>	<b>13</b>	<b>44</b>	<b>3.4</b>	<b>24</b>	<b>0</b>

## Punt Returns

Year	No.	Yards	Average	Long	TD
1999	7	62	8.9	43	0
2000	0	0	0.0	0	0
<b>Totals</b>	<b>7</b>	<b>62</b>	<b>8.9</b>	<b>43</b>	<b>0</b>

## Single-Game Bests

**Yards Receiving:** 184 at Cincinnati, Dec. 3, 2000. **Receptions:** 9 vs. N.Y. Giants, Nov. 11, 2001; at Dallas, Oct. 28, 2001; at Cincinnati, Dec. 3, 2000; at N.Y. Giants, Sept. 3, 2000. **Longest Reception:** 70† vs. Philadelphia, Oct. 15, 2000. **TDs Receiving:** 2 at Carolina, Dec. 30, 2001; vs. Detroit, Nov. 18, 2001; at Cincinnati, Dec. 3, 2000; at N.Y. Giants, Sept. 3, 2000.

## Games

**Games (Starts)**—1999: 16 (7), 2000: 16 (16), 2001: 16 (16).  
**Totals: 48 (39).**

## 2001

Date	Opponent	Receptions	Yards	Average	Long	TD
Sept. 23, 2001	Denver	8	145	18.1	47	0
Sept. 30, 2001	Atlanta	4	49	12.2	21	0
Oct. 7, 2001	At Philadelphia	4	71	17.8	31	0
Oct. 14, 2001	At Chicago	6	85	14.2	25	0
Oct. 21, 2001	Kansas City	7	131	18.7	49	1
Oct. 28, 201	At Dallas	9	108	12.0	35	0
Nov. 4, 2001	Philadelphia	8	138	17.3	52	0
Nov. 11, 2001	N.Y. Giants	9	137	15.2	38†	1
Nov. 18, 2001	Detroit	5	80	16.0	24	2
Nov. 25, 2001	At San Diego	6	121	20.2	37†	1
Dec. 2, 2001	At Oakland	6	106	17.7	50†	1
Dec. 9, 2001	Washington	6	132	22.0	40	0
Dec. 15, 2001	At N.Y. Giants	8	84	10.5	2	0
Dec. 23, 2001	Dallas	3	26	8.7	13	0
Dec. 30, 2001	At Carolina	7	127	18.1	61†	2
Jan. 6, 2002	At Washington	2	58	29.0	48	0
<b>Totals</b>		<b>98</b>	<b>1,598</b>	<b>16.3</b>	<b>61†</b>	<b>8</b>

## 2000

Date	Opponent	Receptions	Yards	Average	Long	TD
Sept. 3, 2000	At N.Y. Giants	9	128	14.2	25†	2
Sept. 10, 2000	Dallas	6	102	17.0	63	0
Sept. 24, 2000	Green Bay	3	23	7.7	14	0
Oct. 1, 2000	At San Francisco	5	87	17.4	56†	1
Oct. 8, 2000	Cleveland	5	63	12.6	20	0
Oct. 15, 2000	Philadelphia	6	123	20.5	70†	1
Oct. 22, 2000	At Dallas	3	50	16.7	39	0
Oct. 29, 2000	New Orleans	5	49	9.8	17	0
Nov. 5, 2000	Washington	3	57	29.0	42	0
Nov. 12, 2000	At Minnesota	2	34	17.0	21	0
Nov. 19, 2000	At Philadelphia	6	94	15.7	44†	1
Nov. 26, 2000	N.Y. Giants	1	32	32.0	32	0
Dec. 3, 2000	At Cincinnati	9	184	20.4	51	2
Dec. 10, 2000	At Jacksonville	2	25	12.5	19	0
Dec. 17, 2000	Baltimore	5	93	18.6	56	0
Dec. 24, 2000	At Washington	1	12	12.0	12	0
<b>Totals</b>		<b>71</b>	<b>1,156</b>	<b>16.3</b>	<b>70†</b>	<b>7</b>

## 1999

Date	Opponent	Receptions	Yards	Average	Long	TD
Sept. 12, 1999	At Philadelphia	4	21	5.3	8	0
Sept. 19, 1999	At Miami	1	5	5.0	5	0
Sept. 27, 1999	San Francisco	0	0	0.0	0	0
Oct. 3, 1999	At Dallas	2	11	5.5	6	0
Oct. 10, 1999	N.Y. Giants	8	101	12.6	37	1
Oct. 17, 1999	Washington	3	44	14.7	15	0
Oct. 31, 1999	New England	2	14	7.0	9	0
Nov. 7, 1999	At N.Y. Jets	0	0	0.0	0	0
Nov. 14, 1999	Detroit	4	53	13.3	40	0
Nov. 21, 1999	Dallas	3	46	15.7	30	0
Nov. 28, 1999	At N.Y. Giants	1	9	9.0	9	0
Dec. 5, 1999	Philadelphia	3	28	9.3	15	1
Dec. 12, 1999	At Washington	1	43	43.0	43	0
Dec. 19, 1999	Buffalo	1	13	13.0	13	0
Dec. 26, 1999	At Atlanta	3	32	10.7	14	0
Jan. 2, 2000	At Green Bay	4	52	13.0	20	0
<b>Totals</b>		<b>40</b>	<b>473</b>	<b>11.8</b>	<b>43</b>	<b>2</b>

(David Boston continued on page 56)

## Longest Plays

Yards	Description	Opponent	Date	Site	TD	Note
70	Reception	Philadelphia	Oct. 15, 2000	Sun Devil Stadium	Yes	
63	Reception	Dallas	Sept. 10, 2000	Sun Devil Stadium	No	First play of four-play 85-yard game-winning drive
61	Reception	At Carolina	Dec. 30, 2001	Ericsson Stadium	Yes	
56	Reception	Baltimore	Dec. 17, 2000	Sun Devil Stadium	No	
	Reception	At San Francisco	Oct. 1, 2000	3Com Park	Yes	
52	Reception	Philadelphia	Nov. 4, 2001	Sun Devil Stadium	No	Run out of bounds at the two-yard line. Leads to TD two plays later.
51	Reception	At Cincinnati	Dec. 3, 2000	Paul Brown Stadium	No	
50	Reception	At Oakland	Dec. 2, 2001	Network Assoc. Coliseum	Yes	Cards regain lead at 31-24 with 1:18 to play.
49	Reception	Kansas City	Oct. 21, 2001	Sun Devil Stadium	No	
48	Reception	At Washington	Jan. 6, 2001	FedEx Field	No	Reaches Redskin 15-yard line, leading to touchdown two plays later. <b>Sets Arizona single-season reception yardage record.</b>
47	Reception	Denver	Sept. 23, 2001	Sun Devil Stadium	No	
44	Reception	At Philadelphia	Nov. 19, 2000	Veterans Stadium	Yes	Only Cards touchdown
43	Reception	At Washington	Dec. 12, 1999	FedEx Field	No	
	Punt Return	At Miami	Sept. 16, 1999	Pro Player Stadium	No	
42	Reception	Washington	Nov. 5, 2000	Sun Devil Stadium	No	
40	Reception	Washington	Dec. 9, 2001	Sun Devil Stadium	No	
	Reception	Detroit	Nov. 14, 1999	Sun Devil Stadium	No	
39	Reception	At Dallas	Oct. 22, 2000	Texas Stadium	No	
38	Reception	N.Y. Giants	Nov. 11, 2001	Sun Devil Stadium	Yes	
	Reception	At Cincinnati	Dec. 3, 2000	Paul Brown Stadium	Yes	
37	Reception	At San Diego	Nov. 25, 2001	Qualcomm Stadium	Yes	
	Reception	N.Y. Giants	Oct. 10, 1999	Sun Devil Stadium	No	
35	Reception	At Dallas	Oct. 28, 2001	Texas Stadium	No	
33	Reception	At Cincinnati	Dec. 3, 2000	Paul Brown Stadium	No	
32	Reception	Washington	Dec. 9, 2001	Sun Devil Stadium	No	
	Reception	N.Y. Giants	Nov. 26, 2000	Sun Devil Stadium	No	
31	Reception	At Philadelphia	Oct. 7, 2001	Veterans Stadium	No	Spectacular diving catch.
30	Reception	At San Diego	Nov. 25, 2001	Qualcomm Stadium	No	Key play of touchdown drive.
	Reception	Dallas	Nov. 21, 1999	Sun Devil Stadium	No	
26	Reception	Denver	Sept. 23, 2001	Sun Devil Stadium	No	Cards first play from scrimmage of the season.
26	Reception	At Chicago	Oct. 14, 2001	Soldier Field	No	
25	Reception	At N.Y. Giants	Sept. 3, 2000	Giants Stadium	Yes	Second score of first career multi-TD game

## Vs. NFL Team-By-Team

Opponent	Rec.	Yards	Average	Long	TD
Atlanta	7	81	11.6	21	0
Buffalo	1	13	13.0	13	0
Baltimore	5	93	18.6	56	0
Carolina	7	127	18.1	61t	2
Chicago	6	85	14.2	25	0
Cincinnati	9	184	20.4	51	2
Cleveland	5	63	12.6	20	0
Dallas	26	344	13.2	63	0
Denver	8	145	18.1	47	0
Detroit	9	133	14.8	40	2
Green Bay	7	75	10.7	20	0
Jacksonville	2	25	12.5	19	0
Kansas City	7	131	18.7	49	1
Miami	1	5	5.0	5	0
Minnesota	2	34	17.0	21	0
N.Y. Giants	36	491	13.6	38t	4
N.Y. Jets	0	0	0.0	0	0
New England	2	14	7.0	9	0
New Orleans	5	49	9.8	17	0
Oakland	6	106	17.7	50t	1
Philadelphia	31	475	15.3	0t	3
San Diego	6	121	20.2	37t	1
San Francisco	5	87	17.4	56t	1
Washington	16	346	21.6	48	0



# Andy Bowers

## Defensive End

6-5  286  Second Year

Free Agent, 2001

College: Utah

DOB: February 22, 1976

Hometown: Salt Lake City, Utah

# 71

**Pro Career:** Free agent signee with Arizona in 2001 ... started one game, inactive for six others, spent eight weeks on the practice squad ... opened season on practice squad for first five games ... signed to 53-man roster Oct. 25 but inactive at Dallas (Oct. 28) ... inserted into starting lineup in *first pro appearance the next week vs. Philadelphia (Nov. 4)* and posted one assist at defensive end ... waived Nov. 6 ... re-signed to practice squad the following day ... inactive for final five weeks of season.

**College/Personal:** Two-year starting defensive end for the Utah ... originally signed with Utah in 1994 ... left on a church mission to Denmark covering the 1994-96 seasons ... did not appear in his first collegiate game until 1997 ... finished

career with 98 tackles, 13 quarterback sacks, and 15 stops behind the line of scrimmage ... all-Mountain West Conference second-team notice as a senior with 42 tackles (16 solos), 8 sacks, 10 stops for losses of 61 yards, 7 quarterback pressures, and 3 pass deflections ... first team all-region and second team all-Utah defensive end at Hillcrest High School in his native Salt Lake City ... also lettered twice in basketball and was an honor roll student ... business major at Utah with 3.0 grade-point average ... *father, Dan, a high school teacher and football coach, was a second team all-Western Athletic Conference tight end at Brigham Young and spent time with the Detroit Lions and Miami Dolphins* ... wife Michelle ... born Feb. 22, 1976.

## Andy Bowers Career Stats

### Tackles-QB Sacks

Year	Solo	Assists	Total	QB Sacks
2001	0	1	1	0
<b>Totals</b>	<b>0</b>	<b>1</b>	<b>1</b>	<b>0</b>

### Games

Games (Starts)—2001: 1 (1). Totals: 1 (1).



# Thomas Burke

## Defensive End

6-3  275  Fourth Year

Third Round (83rd), 1999

College: Wisconsin

DOB: October 12, 1976

Hometown: Poplar, Wisconsin

# 95

**Pro Career:** After 16 appearances (three starts) in 1999 as a rookie, injuries limited him to just two appearances in 2000, but rebounded to start nine of 12 appearances last year ... overall in 30 career games (12 starts), owns 82.5 tackles and

4.5 quarterback sacks ... Cards third-round selection (83rd overall) of 1999 NFL Draft made impressive transition to the professional game as a rookie ... added nearly 30 pounds after rookie

(Thomas Burke continued on page 58)

(Thomas Burke continued from page 57)

campaign to start sophomore season near 280 pounds ... daily off-season breakfast included 10 eggs, a pound of bacon, and four pieces of toast; dinners featured two t-bone steaks and potato salad ... scaled back his regimen during 2000 off-season, playing closer to 270 pounds in 2001.

□**2001:** Played in 12 games with nine starting roles, including final four games of season ... missed one contest with hamstring pull, three others with back/neck stinger ... 12 solo tackles, 23 assists, 2 quarterback sacks, 6 hurries, 3 tackles for loss, 2 passes defended, and 1 fumble recovery ... one solo tackle in season-opener vs. Denver (Sept. 23) before leaving with hamstring injury that forced him to miss the following game ... extended playing time in 21-20 win at Philadelphia (Oct. 7) after loss of rookie starter Kyle Vanden Bosc (ankle), responding with 4 tackles, 1 hurry, and 1 fourth-quarter sack of Eagle passer Donovan McNabb ... first start of season at Chicago (Oct. 14), posting four tackles and a hurry ... only one tackle in 24-16 victory vs. Kansas City (Oct. 14), but it was a significant sack at the three-yard line near end of first half as Chiefs were forced to settle for a field goal and 9-3 lead at intermission ... third consecutive start at defensive end at Dallas (Oct. 28) produced 3 tackles, 1 fumble recovery, 1 pass defended, and 1 hurry ... fell on mishandled snap exchange by Dallas at Cardinal nine-yard line to temporarily preserve 3-0 lead in second quarter ... on the field for 64 of 69 defensive snaps vs. N.Y. Giants (Nov. 11) and impressed with seven combined tackles, including two tackles for loss, and deflected a pass at the line of scrimmage ... started vs. Detroit (Nov. 18) but lasted just six plays before neck and back stinger sent him to the bench and forced him to miss next three contests ... returned to starting lineup at N.Y. Giants (Dec. 15), posting three combined tackles and a hurry ... four combined tackles in 17-10 win over Dallas (Dec. 23), then added two assists in 30-7 win at Carolina (Dec. 30) ... concluded season with four tackles, including one stop for loss, at Washington (Jan. 6).

□**2000:** Back injury during training camp proved ominous as he managed to play just two games due to knee and abdominal strain setbacks ... suffered back injury during joint training camp workouts with San Diego Chargers in August ... played in one preseason game ... then suffered left knee sprain during practice ... arthroscopic procedure Aug. 30 ... did not play in first two regular-season games ... one assisted tackle in first action of season vs. Green Bay (Sept. 24) but abdominal strain relegated him to inactive status for the next nine games ... returned to practice Nov. 22, game-day inactive vs. N.Y. Giants (Nov. 26) ... substantial action as reserve at Cincinnati (Dec. 3) resulted in three solo tackles and two assists but aggravated the abdominal injury and was placed on

injured reserve Dec. 5.

□**1999:** Impressive rookie season with 41.5 tackles, 2.5 quarterback sacks, 7 hurries, 2 passes defended, and 1 forced fumble in 16 games, including starts in the final three contests ... also collected eight tackles on special teams ... one solo tackle in season opener at Philadelphia (Sept. 12) ... one tackle for loss on Cowboys' running back Chris Warren late in game at Dallas (Oct. 3) and added an assisted stop on kick-coverage units ... **first NFL sack** on fourth-quarter drop of Giant passer Kerry Collins in 14-3 win over N.Y. Giants (Oct. 10) ... extended action from scrimmage vs. New England (Oct. 31) produced two tackles and a hurry after starter Andre Wadsworth left game in first quarter with knee ailment ... three assists and a forced fumble at N.Y. Jets (Nov. 7) ... key third-down sack of Lion passer Gus Frerotte on third-and-16 from Cardinal 37-yard line near start of fourth quarter of 23-19 victory over Detroit (Nov. 14) ... also collected two solo tackles on special teams ... gained notoriety during nationally-televised 34-24 win over N.Y. Giants (Nov. 28) as he ran downhill on special teams and helped make the tackle despite his helmet being knocked off his head early in the play ... the video made numerous highlight clip packages ... season-high 10 tackles and three hurries along with a pass deflection in 21-17 win over Philadelphia (Dec. 5) ... three solo tackles at Washington (Dec. 12) and a shared sack of Redskin passer Brad Johnson with end Simeon Rice ... with injuries to Wadsworth and Brad Otis, made **first pro start at defensive end vs. Buffalo (Dec. 19)** and generated eight combined tackles ... though plagued by flu symptoms throughout the week of practice, started at Atlanta (Dec. 26) ... finished fine rookie season with 3 tackles, 1 hurry, and 1 pass defended in return to native Wisconsin in season finale at Green Bay (Jan. 2).

□**College/Personal:** One of the premier pass rushers in college football during 1998 senior year at Wisconsin ... despite starting only two and one-half seasons, ranked second on the Badgers' career list with 32 quarterback sacks and third with 54 tackles behind the line of scrimmage ... **consensus all-America and all-Big Ten Conference first-team selection as senior** ... named Big Ten defensive player-of-the-year by the media and defensive lineman-of-the-year by the league's coaches ... **led the nation with 22 quarterback sacks from both defensive end positions ... 22 sacks for -130 yards and 31 tackles for losses of 151 yards set school and Big Ten single-season records** ... head-turning day against Iowa as senior with five sacks, one shy of school single-game record, in addition to 12 tackles, 1 forced fumble, and 2 deflected passes ... named Gatorade Circle of Champions Wisconsin Player-of-the-Year at Northwestern (Poplar, Wis.) High School ... earned all-America honors from *Scholastic Coach*,

*Super Prep, Prep Football Report, and USA Today* ... only player to make first team all-Wisconsin by the Associated Press and the *Milwaukee Journal-Sentinel* on both sides of the ball ... history major at Wisconsin ... three minutes younger than twin sister Kristine ... at birth, Thomas was an ounce shy of four pounds and Kristine weighed less than three pounds ... father, Steve, a truck driver, had 15-2 record as amateur lightweight boxer ... mother, Linda, is a dietary manager at a nursing

home ... relieves stress by playing guitar and writing music ... won a song contest sponsored by a small country radio station while visiting a relative in California ... the song, "To Spend My Life With You," was written in 10 minutes ... provided new millennium musical entertainment for Cardinals during New Year's Eve team dinner in Appleton, Wisconsin hotel prior to Jan. 2 season-finale vs. Packers ... wife Erica ... born Oct. 12, 1976. □

## Thomas Burke Career Stats

### Tackles-QB Sacks

Year	Solo	Assists	Total	QB Sacks
1999	17.5	24	41.5	2.5
2000	3	3	6	0
2001	12	23	35	2
<b>Totals</b>	<b>32.5</b>	<b>50</b>	<b>82.5</b>	<b>4.5</b>

### Games

Games (Starts)—1999: 16 (3), 2000: 2 (0), 2001: 12 (9).  
Totals: 30 (12).

### Single-Game Bests

Combined Tackles: 10 vs. Philadelphia, Dec. 5, 1999. Solo Tackles: 3.5 at Washington, Dec. 12, 1999. Quarterback Sacks: 1 four times, most recently vs. Kansas City, Oct. 21, 2001. Quarterback Hurries: 3 vs. Philadelphia, Dec. 5, 1999. Tackles For Loss: 2 vs. N.Y. Giants, Nov. 11, 2001.

### Additional Statistics

One fumble recovery, 2001.



Steve Bush

Tight End

6-3 □ 274 □ Sixth Year

Free Agent, 2001

College: Arizona State

DOB: July 4, 1974

Hometown: Paradise Valley, Arizona

87

□ **Pro Career:** Local product (Arizona State University, Paradise Valley High School) joined Arizona as free agent for second half of 2001 season ... spent four campaigns (1997–2000) with Cincinnati Bengals ... attended training camp with St. Louis Rams in 2001 ... NFL statistics total 18 pass receptions for 182 yards in 66 games (nine starts) ... can handle long-snapping duties in addition to tight-end position ... played collegiately at A.S.U. with current Cardinals' quarterback Jake Plummer and former safety Pat Tillman.

□ **2001:** Signed as free agent Nov. 6 ... started all but two of final nine games ... finished season with eight pass receptions for 80 yards ... first appearance as Cardinal vs. N.Y. Giants (Nov. 11) ... started the following week vs. Detroit (Nov. 8) and caught three passes for 23 yards—all good for first downs—in 45-38 victory ... concluded season with three grabs for 30 yards in first half at

Washington (Jan. 6).

□ **2000:** Played in all 16 games for Cincinnati and caught three passes for 39 yards in addition to handling long-snapping duties.

□ **1999:** Played in 13 games, primarily on special teams as long-snapper after incumbent specialist Greg Truitt suffered season-ending knee injury during preseason ... converted third-down situation with four-yard reception in third quarter scoring drive of 18-17 win at Cleveland (Oct. 10) ... inactive for three games due to knee sprain.

□ **1998:** In 12 games (two starts), caught four passes for 39 yards and handled long-snapping duties for five midseason contests ... started at fullback in first two games of season—vs. Tennessee (Sept. 6) and at Detroit (Sept. 13)—in place of Brian Milne ... as lead blocker in backfield, helped running back Corey Dillon collect

(Steve Bush continued on page 60)

(Steve Bush continued from page 59)

168 rushing yards and 4.7-yard rushing average in those two contests ... returned to tight end spot in Week 3 ... snared season-long 18-yard pass vs. Baltimore (Nov. 22) ... developed neck soreness eventually diagnosed as cervical sprain and inactive for final four games.

□**1997:** Signed as undrafted free agent April 25 ... earned roster spot on special teams for all 16 regular-season games ... ranked fifth on team with 237 plays on special teams and recorded eight

tackles on kick-coverage units ... served as long-snapper in two contests.

□**College/Personal:** Caught 65 passes for 737 yards and seven touchdowns at Arizona State ... key performer on Sun Devils' 1997 Pac-10 Conference championship team that earned the school's second Rose Bowl trip ... lettered in football, basketball, and baseball at Paradise Valley High School in suburban Phoenix ... owns bachelor's degree in accounting from Arizona State ... wife Theresa ... born July 4, 1974 in Paradise Valley. □

## Steve Bush Career Stats

### Receiving

Year	No.	Yards	Average	Long	TD
1997*	0	0	0.0	0	0
1998*	4	39	9.8	18	0
1999*	1	4	4.0	4	0
2000*	3	39	13.0	18	0
2001	8	80	10.0	16	0
<b>Totals</b>	<b>16</b>	<b>162</b>	<b>10.1</b>	<b>18</b>	<b>0</b>
<b>Cards</b>	<b>8</b>	<b>80</b>	<b>10.0</b>	<b>18</b>	<b>0</b>

\*Cincinnati

### Games

Games (Starts)—\*1997: 16 (0), \*1998: 12 (2), \*1999: 13 (0), \*2000: 16 (0), 2001: 9 (7). Totals: 66 (9), Cincinnati: 57 (2), Cards: 9 (7).

\*Cincinnati

### Single-Game Bests as Cardinal

Yards Receiving: 30 at Washington, Jan. 6, 2002. Receptions: 3 vs. Detroit, Nov. 18, 2001; at Washington, Jan. 6, 2002. Longest Reception: 16 at N.Y. Giants, Dec. 15, 2001. TDs Receiving: None.

### Single-Game Bests

Yards Receiving: 30 at Washington, Jan. 6, 2002. Receptions: 3 vs. Detroit, Nov. 18, 2001; at Washington, Jan. 6, 2002. Longest Reception: \*18 at Philadelphia, Dec. 24, 2000; vs. \*Baltimore, Nov. 22, 1998. TDs Receiving: None.

\*Cincinnati



# Anthony Clement

## Tackle

**6-8** □ **328** □ **Fourth Year**  
**Second Round-b (36th), 1998**  
**College: Southwestern Louisiana**  
**DOB: April 10, 1976**  
**Hometown: Lafayette, Louisiana**

# 65

□**Pro Career:** At 6-8, 350 pounds, joins Leonard Davis (6-6, 370) as *the largest players ever drafted by Cardinals* ... selected in second round (36th overall) of the 1998 NFL Draft ... massive frame and large hands ... surprising quickness for his size ... along with left tackle L.J. Shelton, forms talented bookend tackle combo for Cardinals ... *streak of 45 consecutive starts at right tackle.*

□**2001:** Started all 16 games and pushed consecutive start streak to 45 ... lined up for all 955 offensive snaps as only Cardinal offensive lineman not to miss any playing time ... key component of offensive line that allowed just 29 quarterback sacks, second fewest in 16-game season ... the

1978 line allowed 22 sacks and featured three Pro Bowlers—center Tom Banks, tackle Dan Dierdorf, and guard Bob Young.

□**2000:** Only Card offensive or defensive lineman to start all 16 games ... along with Shelton, impressive game vs. New Orleans (Oct. 29) as Cards had success running off right and left tackle lanes against Saints' top-rated defense

□**1999:** Hampered by large protective cast to protect broken bone in right hand suffered during preseason ... started final 13 games at right tackle (14 overall) ... *first pro start at Miami (Sept. 19)* in place of James Dexter (groin) ... special-teams duty vs. San Francisco (Sept. 27), then locked in at right tackle for remainder of season.

❑ **1998:** Showed promise and progress through training camp, but suffered knee sprain during pre-season ... on first day back to practice following the knee injury, aggravated a back injury that originally flared during training camp ... inactive for season opener at Dallas (Sept. 6) ... played on special teams at Seattle (Sept. 13) ... underwent discectomy on Sept. 17 to relieve herniated disc in lower back ... inactive for next eight games ... eventually placed on injured reserve Nov. 18 for duration of rookie season.

❑ **College/Personal:** Durable athlete who started his final 33 games at left tackle at Southwestern Louisiana (now Louisiana-Lafayette) ... all-Louisiana first-team choice by the state's sportswriters as a senior ... manned left tackle, grading a career-high 86 percent as he delivered 97 knockdowns for an offense that aver-

aged 281.3 yards per game ... all-Independent Conference first-team pick by *Football News* as a junior ... started entire season at right tackle as a sophomore, grading 82 percent and making 70 knockdowns as the offense averaged 434.5 yards per games ... also a track and field standout (discus) at Southwestern Louisiana ... helped the track team win its sixth consecutive Sun Belt Conference outdoor title in 1997 ... finished second in the shot put and third in the discus ... all-district 6-AAA selection, adding all-Louisiana class AAA honors as a defensive tackle for Cecilia High School (Breaux Bridge, La.) ... general studies major at Southwestern Louisiana ... wife Lahoma ... sons Langhsten and Anthony, Jr., daughter Ebony ... born April 10, 1976 in Lafayette, La. ❑

## Anthony Clement Career Stats

### Games

Games (Starts)—1998: 1 (0), 1999: 16 (14), 2000: 16 (16), 2001: 16 (16). Totals: 49 (46).



**Michael Cook**  
Tackle

6-6 ❑ 347 ❑ Second Year  
Free Agent, 2001  
College: Boston College  
DOB: June 23, 1978  
Hometown: Walpole, Massachusetts

**62**

❑ **Pro Career:** Undrafted free agent spent 11 games on practice squad last year ... signed to 53-man roster for season finale at Washington (Jan. 6) but declared inactive ... first seven games on practice squad ... waived Nov. 6 ... re-signed Dec. 5.

❑ **College/Personal:** Manned the left tackle position at Boston College with 24 career starts ... member of offensive line that allowed the fewest quarterback sacks in the Big East Conference (27) from 1999–2000 ... all-Big East Conference second-team selection as a senior ... 49 knockdown blocks and allowed only one quarterback sack as Golden Eagle offensive line allowed a conference-

low six sacks for the year ... two-way lineman earned prep all-America honors at Walpole (Mass.) High School ... 88 tackles as a senior defensive lineman ... also four-year hockey letterwinner who earned all-star honors as a defenseman. ... owns degree in elementary and sociology from Boston College ... working toward master's degree in administrative studies ... married wife Pamela on June 21, 2002 ... interned as a probation officer in Somerville (Mass.) District Court and in the federal probation office in Boston. ... born June 23, 1978. ❑



# Leonard Davis

Guard

6-6  372  Second Year

First Round (2nd), 2001

College: Texas

DOB: September 5, 1978

Hometown: Wortham, Texas

# 75

**Pro Career:** Nicknamed "Big" for obvious reasons ... selected by Cardinals in the first round of 2001 NFL Draft ... *second overall choice behind Virginia Tech quarterback Michael Vick (Atlanta)* ... regarded by many as one of the most physically-imposing collegiate offensive linemen in recent history ... at 6-6, 372 pounds, joins Anthony Clement (6-8, 328) as *the largest players ever drafted by Cardinals* ... matched or exceeded lofty expectations ... started all 16 games at right guard ... consensus all-rookie selection despite late season back spasms and a tender shoulder ... key component of offensive line that allowed just 29 quarterback sacks, second fewest in 16-game season ... the 1978 line allowed 22 sacks and featured three Pro Bowlers—center Tom Banks, tackle Dan Dierdorf, and guard Bob Young.

**College/Personal:** Anchored the Longhorns' offensive line from left tackle as a junior and senior ... began collegiate career as a defensive tackle ... started 21 of the team's final 24 games ... *first team all-America honors as senior from the Walter Camp Foundation, Football Writers Association, and The Sporting News* ... consensus all-Big 12 Conference first-team choice ... *one of three finalists for the Outland Trophy, given to the top lineman in college football* ... one of those rare prep finds from a high school (Wortham) of less than 150 students in a town with a population listed at 1,020 ... *older half-brother, Charles, a defensive line-*

*man, played with Cardinal Head Coach Dave McGinnis at Texas Christian from 1971-73* ... Charles began NFL career as a rookie with the Pittsburgh Steelers in 1974 where he was mentored by current Cardinal defensive line coach Joe Greene ... *Charles also played for the St. Louis Cardinals from 1975-79 and the USFL Houston Gamblers (1980) ... Parade Magazine and USA Today all-America first-team selection at Wortham (Tex.) High School* ... class A all-Texas first-team choice on offense and defense ... *also logged a pair of interceptions, returning one 82 yards for a touchdown* ... lettered in track and basketball ... *averaged 10 points and 10 rebounds per game while leading Wortham to the Texas class 1A hoops title* ... finished fourth in the shot put and fifth in the discus at the Texas class 1A finals as a senior, third in the shot put, and fifth in the discus at the state finals as a junior ... youth and community services major at Texas ... *21 half-brothers and half-sisters* ... father, L.A. Davis, had 11 children from a previous marriage, and his mother, Sammie Lee, had 10 children from a previous marriage before Leonard was born ... earned the nickname "Big" after sprouting to 6-0, 205 pounds as a fifth-grader and 6-4, 300 pounds as a seventh-grader ... has weighed 370 pounds since high school ... brothers Donald (1976-77) and Lynn (1975-77) also played football at Texas Christian ... born Leonard Barnett Davis on Sept. 5, 1978 in Wortham, Texas.

## Leonard Davis Career Stats

### Games

Games (Starts)—2001: 16 (16), Totals: 16 (16).



# Russell Davis

Defensive Tackle

6-4 □ 316 □ Fourth Year

Waivers (Bears), 2000

College: North Carolina

DOB: March 28, 1975

Hometown: Fayetteville, North Carolina

98

□**Pro Career:** Claimed by Arizona via waivers from Chicago on Aug. 28, 2000 ... played in 14 games (10 starts) for Cards in 2000, then started all 16 contests last year ... in 30 games (25 starts) for Arizona, has collected 71 solo tackles, 51 assists, and 2.5 quarterback sacks ... originally Bears' second-round pick (48th overall) in 1999 NFL Draft ... impressive '99 season featured numerous all-rookie team accolades.

□**2001 (Cardinals):** Joined fellow defensive tackle Barron Tarran to start all 16 games for first time in NFL career ... career-best 72 tackles (45 solos), 2 quarterback sacks, 4 hurries, and 1 tackle for loss ... led defensive linemen in season-opener vs. Denver (Sept. 23) with six solo tackles, nine stops combined ... duplicated the production in 21-20 win at Philadelphia (Oct. 7) ... notched five stops at Chicago (Oct. 14) ... two tackles and a hurry vs. Kansas City (Oct. 21), but his pressure on Chief passer Trent Green on fourth-and-goal at Card two-yard line resulted in a Corey Chavous interception in the end zone with five seconds left and Cards nursing eight-point lead ... four combined tackles at Dallas (Oct. 28) included a nine-yard sack of Dallas passer Clint Stoerner in third quarter ... seven tackles, including a stop for loss, vs. N.Y. Giants (Nov. 11) ... contributed to 34-31 overtime win at Oakland (Dec. 2) with 3 solo tackles, 3 assists, and 1 hurry ... two tackles at N.Y. Giants (Dec. 15) featured an eight-yard sack to force a punt ... five tackles in 17-10 win over Dallas (Dec. 23) ... two stops in 30-7 win at Carolina (Dec. 30) ... and three tackles with a hurry in season finale at Washington (Jan. 6).

□**2000 (Cardinals):** Acquired via waivers from Chicago on final roster cutdown to reinforce depleted defensive line ... evolved into one of the more consistent performers among Cardinal defensive linemen ... inactive for season opener, but started nine of final 10 games at defensive tackle, registering 26 solo tackles, 24 assists, 3 hurries, 4 tackles for loss, and 1 forced fumble ... at least five tackles in five games and 32 combined stops in second half of season ... first extended action as Cardinal vs. Green Bay (Sept. 24) produced two solo tackles and three assists ...

dropped running back Travis Prentice for two-yard loss vs. Cleveland (Oct. 8) ... inactive vs. Philadelphia (Oct. 15) due to bone chip in ankle ... **first start in Cardinal uniform at Dallas (Oct. 22)** resulted in a pair of solo tackles and three assists ... impressive outing vs. New Orleans (Oct. 29) with 5 solo stops, 2 tackles for loss, and 2 hurries ... led defensive line with seven tackles in 16-15 win over Washington (Nov. 5) ... matched the output with seven tackles at Philadelphia (Nov. 19) ... four tackles and a forced fumble at Cincinnati (Dec. 3) ... inactive with ankle sprain at Jacksonville (Dec. 10) ... returned to starting lineup vs. Baltimore (Dec. 17), registering 3 solo stops, 3 assists, and 1 tackle for loss.

□**1999 (Bears):** Earned all-rookie honors from *Pro Football Weekly*, *Football News*, and *Football Digest* with 21 tackles, 2 quarterback sacks, and 1 tackle for loss ... **only Bear rookie to start opening day in 1999** ... opened at defensive end for first eight games, played in 11 overall ... **first career sack** with tackle of passer Elvis Grbac vs. Kansas City (Sept. 12) ... career-best five tackles vs. New Orleans (Oct. 3), including second sack of the season ... four tackles in each of next two games at Minnesota (Oct. 10) and vs. Philadelphia (Oct. 17) ... inactive for final five games.

□**College/Personal:** Started 22 games at North Carolina ... concluded Tar Heel career with 10.5 quarterback sacks, 24 tackles for loss, and 49 hurries ... played on defensive line that included 1998 first-round draft picks Greg Ellis (Dallas) and Vonnie Holliday (Green Bay) ... limited to two starts as senior due to ankle sprain ... finished season with 36 tackles, 2 sacks, and 4 tackles for loss ... started nine of 10 games as a junior, collecting 60 tackles, 3 sacks, and 9 tackles for loss with 21 quarterback hurries ... 27 tackles and 2.5 sacks as sophomore ... named squad's most outstanding freshman with 46 tackles, 3 sacks, 6 tackles for loss, and 9 hurries in eight starting roles at defensive end ... two-way all-North Carolina lineman at E.E. Smith High School in Fayetteville ... wife Ivana ... daughter Morgan Ivana ... born March 28, 1975 in Hampton, Va. □

(Russell Davis continued on page 64)

## Russell Davis Career Stats

### Tackles-QB Sacks

Year	Solo	Assists	Total	QB Sacks
1999*	8	13	21	2.0
2000	26	24	50	0.5
2001	45	27	72	2.0
<b>Totals</b>	<b>79</b>	<b>64</b>	<b>143</b>	<b>4.5</b>
<b>Cards</b>	<b>71</b>	<b>51</b>	<b>122</b>	<b>2.5</b>

\*Chicago

### Single-Game Bests

**Combined Tackles:** 9 at Philadelphia, Oct. 7, 2001; vs. Denver, Sept. 23, 2001. **Solo Tackles:** 6 at Philadelphia, Oct. 7, 2001; vs. Denver, Sept. 23, 2001. **Quarterback Sacks:** 1 at N.Y. Giants, Dec. 15, 2001; at Dallas, Oct. 28, 2001. **Quarterback Hurries:** 2 vs. New Orleans, Oct. 29, 2000. **Tackles For Loss:** 2 vs. New Orleans, Oct. 29, 2000.

### Games

**Games (Starts)**—1999: 11 (8), 2000: 14 (9), 2001: 16 (16). **Totals:** 25 (17), **Cards:** 30 (25).

\*Chicago



**Chris Dishman**  
Guard

6-3  340  Sixth Year  
Fourth Round (106th), 1997  
College: Nebraska  
DOB: February 27, 1974  
Hometown: Cozad, Nebraska

**67**

**Pro Career:** Versatile lineman initially found a home at guard, then stepped into center position periodically in 2000 ... targeted for guard and center duty in 2002 ... overall has played in 64 games with 40 starting assignments ... played in nine games as a rookie, started 12 contests at guard in 1998, 10 in 1999, 14 in 2000 and five of 16 last year.

**2001:** Played in all 16 games with starts in final five outings at left guard in place of injured Pete Kendall (foot) ... came off bench at Oakland (Dec. 2) for starter Leonard Davis (back spasms) at right guard and finished the 34-31 overtime win at left guard in place of Kendall (foot) ... also saw extensive action on special teams.

**2000:** Displayed valuable versatility with 12 starting roles at three positions—left guard (three), right guard (one), and center (eight) ... action at center and guard during preseason ... club's starting center for first two games while newly-signed Mike Gruttadauria recuperated from knee arthroscopy ... **started first NFL game at center at N.Y. Giants (Sept. 3)** and had solid game except for bad exchange with quarterback Jake Plummer on fourth-and-one at the Giants' 13-yard line midway through the second quarter ... second start at center vs. Dallas (Sept. 10), going the distance in 32-31 victory ... Gruttadauria's return at center

relegated "Dish" to reserve duty the next two games, then inactive with elbow injury for two more outings ... started at left guard in place of Matt Joyce (back) at Dallas (Oct. 22), vs. New Orleans (Oct. 29), and vs. Washington (Nov. 5) ... bumped to right guard for Lester Holmes (knees) at Minnesota (Nov. 12) ... started final six games at center after Gruttadauria was diagnosed with ruptured disc in his neck ... survived strange week leading to assignment vs. N.Y. Giants (Nov. 26) ... injured right thumb on Monday, had rear wheel fall off his sports utility vehicle on Tuesday, then turned an ankle walking out of a meeting room on Wednesday.

**1999:** Played in 13 games with starting roles at left guard (first seven outings) and right guard (final three contests) ... underwent arthroscopic procedure on right elbow during training camp but returned in time to start season opener at Philadelphia (Sept. 12) ... effects of troublesome shoulder injury prompted him to sit out three mid-season games ... limited to special-teams duty in return at N.Y. Giants (Nov. 28) ... came off bench to play extensively at right guard in place of injured starter Lester Holmes (knee) at Washington (Dec. 12) ... started at right guard for the final three games.

**1998:** Opened season at left guard ... suf-

ferred pinched nerve in neck in first quarter at St. Louis (Sept. 27) and did not return ... inactive for next four games ... returned to starting lineup vs. Washington (Nov. 8) and played entire contest as Cards rushed for 187 yards in 29–27 victory ... started at left guard remainder of season and both playoff contests.

❑ **1997:** Reserve duty in nine games, inactive for seven ... first extended action at Philadelphia (Oct. 19) at left guard in place of starter Rob Selby in second half ... played most of second half vs. Washington (Dec. 7) at right guard.


❑ **College/Personal:** Two-year starter at Nebraska ... two-time all-Big 12 Conference selection ... earned second team all-America recognition as a senior, consensus all-Big 12 Conference honors ... *semifinalist for the Outland*

*Trophy, emblematic of college football's finest offensive lineman ... honorable mention all-America notice as a junior with solid season at left tackle in **Nebraska's drive to the national championship** ... 47 knockdown blocks for an offense that led the nation in scoring (52.3 points per game) and rushing (399.8 yards per game) ... all-Nebraska two-way lineman at Cozad High School ... led team to a 12–1 record and the Nebraska state title as a senior ... also excelled as a wrestler with a 33–4 record as a junior ... reached the Nebraska state finals in the heavyweight division as a senior ... also competed in track and field ... sociology major at Nebraska ... interests include motorcycles and professional wrestling ... wife Audra, daughter Taylor Nicole, son Timothy Steel ... born Feb. 27, 1974 in Cozad, Neb.❑*

## Chris Dishman Career Stats

### Games

Games (Starts)—1997: 9 (0), 1998: 12 (12), 1999: 13 (10), 2000: 14 (12), 2001: 16 (5). Totals: 64 (40).



**Mario Fatafehi**  
**Defensive Tackle**

**6–2** ❑ **300** ❑ **Second Year**  
**Fifth Round (133rd), 2001**  
**College: Kansas State**  
**DOB: January 27, 1979**  
**Hometown: Honolulu, Hawaii**

**79**

❑ **Pro Career:** Selected by Cardinals in fifth round (133rd overall) of 2001 NFL Draft ... played in seven of first 10 games before broken bone in right hand forced him to the injured reserve list for final six contests ... 3 solo tackles, 11 assists, and 2 hurries ... first NFL appearance vs. Atlanta (Sept. 30) resulted in one assisted tackle ... added one tackle and a hurry in 24–16 win over Kansas City (Oct. 21) ... four combined stops vs. N.Y. Giants (Nov. 11) ... came off bench in first quarter vs. Detroit (Nov. 18) for starter Thomas Burke (neck/back stinger) and contributed six tackles and a hurry in 45–38 win ... opened at right defensive end the following week at San Diego (Nov. 25), posting one solo tackle before leaving game with broken bone in right hand ... placed on injured reserve Nov. 31 for remainder of season.

❑ **College/Personal:** Mainstay at defensive tackle for Kansas State, starting 24 consecutive games for the powerful Wildcats after transferring

from Snow (Utah) Junior College ... in two years at Kansas State, registered 128 total tackles (71 solos) with 12 sacks for –90 yards and 26 stops for losses of 117 yards ... all-America first-team selection as senior by *Football News*, second-team honors from *The Sporting News* ... *unanimous all-Big 12 Conference first-team choice* ... career-high 80 total tackles (43 solos) with 8.5 sacks for –64 yards and 15 stops for –76 yards as a senior ... first team junior college all-America at Snow (Ephraim, Utah) College (1997–98) ... Badgers' defensive captain ... most valuable player as a two-year starter ... first team all-Hawaii recognition as a senior at Farrington (Honolulu, Hawaii) High School ... named the school's male athlete-of-the-year as a senior ... two-year starter on defensive line ... social work major at Kansas State ... wife Britney, son Nickolas ... born Jan. 27, 1979 in Chicago, Illinois.❑

(Mario Fatafehi continued on page 66)

## Mario Fatafeh Career Stats

### Tackles-QB Sacks

Year	Solo	Assists	Total	QB Sacks
2001	3	11	14	0
<b>Totals</b>	<b>3</b>	<b>11</b>	<b>14</b>	<b>0</b>

### Single-Game Bests

**Tackles:** 6 vs. Detroit, Nov. 18, 2001. **Solo Tackles:** 1 three times. **Quarterback Hurries:** 1 vs. Kansas City, Oct. 21, 2001; vs. Detroit, Nov. 18, 2001.

### Games

**Games (Starts)**—2001: 6 (1). **Totals:** 6 (1).



# Rob Fredrickson

## Outside Linebacker

**6-4** **239** **Ninth Year**  
**Unrestricted Free Agent (Lions), 1999**  
**College: Michigan State**  
**DOB: May 13, 1971**  
**Hometown: St. Joseph, Michigan**

# 59

□ **Pro Career:** Rare every-down linebacker in age of specialization ... considered one of the NFL's best cover linebackers ... signed by Arizona as unrestricted free agent on March 26, 1999 after four seasons with Oakland (1994-97) and one campaign with Detroit (1998) ... career-best 167.5 tackles in 1999 in first season in Cardinal uniform ... followed with 135 tackles in 13 games in 2000, 144 tackles last year ... in 58 games (51 starts) for the Raiders, collected 288 tackles, 5 quarterback sacks, 4 fumble recoveries, 1 interception, and 17 passes defended, the latter an indication of his pass-coverage talents ... started all 16 games for the Lions in 1998, ranking third with 116 tackles, and recorded 2.5 sacks, 1 interception, 5 passes defended, and 2 recovered fumbles ... originally selected by Oakland in the first round (22nd overall) of the 1994 NFL Draft.

□ **2001 (Cardinals):** Started 15 games ... 144 tackles (66 solo), team- and career-best 4 quarterback sacks, 3 hurries, 3 tackles for loss, 2 pass deflections, and 1 forced fumble ... admirable effort over last half of season as he started the final six weeks despite virtually no practice time due to nagging knee injury ... opened season with eight tackles vs. Denver (Sept. 23) ... added 15 tackles vs. Atlanta (Sept. 30), including a sack of Falcon passer Chris Chandler for a nine-yard loss on third down in second quarter to force a punt ... on the field for all 68 plays ... huge role in 21-20 win at Philadelphia (Oct. 7) with 11 tackles, deflected a pass, and strip of Eagle passer Donovan McNabb

on the second play from scrimmage ... teammate Kyle Vanden Bosch scooped the fumble at the nine-yard line and rumbled into the end zone to give Arizona a 7-0 lead ... 12 tackles at Chicago (Oct. 14) ... active game vs. Kansas City (Oct. 21) with three tackles and three hurries in 26-16 victory ... 10 combined tackles and a sack of Giant passer Kerry Collins vs. N.Y. Giants (Nov. 11) ... though hampered by knee bruise in 45-38 win over Detroit (Nov. 18), started to collect six tackles though he came out on nickel schemes for first time since joining Cardinals in 1999 ... inactive at San Diego (Nov. 25) with knee injury ... despite tender bruise beneath kneecap, opened at outside linebacker at Oakland (Dec. 2) after a week off, providing 13 combined tackles in 34-31 win ... team-leading 13 combined tackles with 6 solo stops, 7 assists, and 1 fourth-quarter sack of Dallas passer Quincy Carter in 17-10 victory over Dallas (Dec. 23) ... eight tackles in 30-7 win at Carolina (Dec. 30) ... season-best nine solo tackles along with five assists for 14 combined stops, his best production since second week of season, at Washington (Jan. 6).

□ **2000 (Cardinals):** Hampered by hip and shoulder injuries but still managed to lead club with 12 tackles for loss in 13 games (12 starts) ... also 135 tackles (78 solo), 1 quarterback sack, 3 hurries, and 1 interception, including 94 combined tackles over the final seven contests ... eight combined tackles in season opener at N.Y. Giants (Sept. 3), including three stops for loss—one of

Tiki Barber, two of workhorse Ron Dayne ... paced defense in 32–31 win over Dallas (Sept. 10) with six solo tackles (12 overall) as he impressively defended both the run and pass ... snuffed potential big play by Cowboys when he nailed wide receiver Raghib Ismail for three-yard loss on end-around in second quarter ... active game vs. Green Bay (Sept. 24) with seven combined tackles, including one for loss, and pass deflection ... suffered hip pointer that relegated him to inactive status the following week ... returned to starting lineup vs. Cleveland (Oct. 8), posting eight tackles and back-to-back key plays late in first half when he dropped Browns' running back Travis Prentice for a two-yard loss on first down, then on second-and-17 stopped wideout Kevin Johnson after a four-yard gain to force a third-down incompleton ... resulting 42-yard field-goal try was wide and the Cards held 16–14 halftime lead en route to 29–21 win ... three combined tackles vs. Philadelphia (Oct. 15) before leaving game with subluxation of right shoulder ... Friday inactive due to shoulder injury the next two games ... returned in reserve role vs. Washington (Nov. 5), primarily in nickel situations, providing 3 tackles, 1 hurry, and 1 deflected pass, the final Redskin throw of the day on a deep drop over the middle on fourth down to preserve 16–15 victory ... returned to starting lineup in big way with 17 combined tackles and deflected one pass at Minnesota (Nov. 12) ... led defense at Philadelphia (Nov. 19) with 10 solo tackles, 13 overall stops, 1 tackle for loss, and 1 first-quarter interception to stop Eagle scoring drive at the Cardinal 14-yard line ... team-best 15 combined tackles vs. N.Y. Giants (Nov. 26), including one tackle for loss, and recorded 10 combined tackles and a sack of Bengal passer Scott Mitchell at Cincinnati (Dec. 3) ... led Card front seven with 10 combined tackles, including 9 solos, 2 stops for loss, and 1 hurry at Jacksonville (Dec. 10) ... inspired play vs. Baltimore (Dec. 17) with 16 tackles on 6 solo tackles, 10 assists, and 2 tackles for loss for the second consecutive game ... finished season with seventh consecutive double-digit tackle effort of 13 stops (seven solos) at Washington (Dec. 24) ... underwent arthroscopic procedure on left shoulder Feb. 6, 2001.

☐ **1999 (Cardinals):** Authored perhaps the most consistent campaign of any Cardinal ... as 16-game starter at left linebacker, finished second on club with 167.5 tackles (90.5 solos), 2.5 quarterback sacks, 14 hurries, team-best 8 tackles for loss, 3 forced fumbles, 1 fumble recovery, and 2 interceptions, including one for a touchdown ... *set Cardinal modern-era single-game tackle total record at N.Y. Jets (Nov. 7) with 22 total tackles (13 solos)* ... opened Cardinal career with seven tackles in 25–24 win at Philadelphia (Sept. 12) ... outstanding overall game at Miami (Sept. 19) with five solo tackles, 11 assists, and a 34-yard inter-

ception return for a touchdown off legendary Dolphin quarterback Dan Marino ... it was Fredrickson's *second career touchdown but his first by interception* ... the six-pointer also made him *the first Card linebacker to return an interception for a score since Oct. 4, 1987 at R.F.K. Stadium in Washington, D.C. against the Redskins when Peter Noga turned the trick* in a "replacement game" ... another active game vs. San Francisco (Sept. 27) with 7 tackles, 2 hurries, and 1 separation of 49er receiver J.J. Stokes from the football in the first quarter after a one-yard catch ... Stokes recovered his own fumble ... also recorded two hurries, one which forced passer Steve Young to throw toward fellow linebacker Zack Walz, who batted the ball in the air as defensive tackle Jerry Drake made the interception in the first quarter ... seven combined tackles at Dallas (Oct. 3) and his second consecutive game with a forced fumble when he separated Cowboy running back Emmitt Smith from the ball near midfield in the third quarter that safety Tommy Bennett recovered ... outstanding all-round game in 14–3 win over N.Y. Giants (Oct. 10) with 15 tackles, including 12 solo stops, 1 tackle for loss, and 1 hurry ... career game at N.Y. Jets (Nov. 7) with 22 tackles, including 13 solos, 1 sack, 1 hurry, and 1 tackle for loss ... outstanding series in fourth quarter, forcing Jet passer Rick Mirer to throw the ball away with a first-down pressure, sacking Mirer on second down, then pushing the scrambling Mirer out of bounds on third-and-long just short of the first-down marker ... productive game against former Lion teammates with 8 tackles, 1 stop for loss, and 1 deflected pass in 23–19 win over Detroit (Nov. 14) ... eight combined tackles vs. Dallas (Nov. 21), including a shared sack with tackle Eric Swann near the end of the first half to force a punt as Cards turned the ensuing possession into a field goal to cut Dallas lead to 7–3 going into halftime of 13–9 win ... six tackles at N.Y. Giants (Nov. 28) and intercepted Giant passer Kerry Collins on first play of second half ... returned a pass deflected by cornerback Tom Knight to the Giant 16-yard line as Cards scored five plays later to take 13–10 lead in eventual 34–24 victory ... all over the field in 21–17 victory over Philadelphia (Dec. 5), defending the run and pass with 8 solo stops, 8 assists, 1 tackle for loss, 1 deflected pass, and 1 fumble recovery on end Simeon Rice's sack of quarterback Donovan McNabb at Card 18-yard line to end Eagles' third-quarter scoring threat ... 10 tackles at Washington (Dec. 12) included a quirky play in the first quarter ... on third-and-two at the Redskin 41-yard line, deflected the football as Redskin passer Brad Johnson's arm went forward ... the ball fluttered into the hands of Washington running back Stephen Davis for a six-yard gain and a first down ... though Fredrickson was credited with a sack

(**Rob Fredrickson continued on page 68**)

(Rob Fredrickson continued from page 67)

and forced fumble on the play. Davis bolted 50 yards two plays later for a touchdown and 7-0 Redskin lead ... 11 tackles vs. Buffalo (Dec. 19) ... four stops at Atlanta (Dec. 26) ... concluded season with nine tackles and three hurries in season finale at Green Bay (Jan. 2).

□ **1998 (Lions):** One of Detroit's most productive acquisitions ... obtained by Lions in a trade with Oakland on March 25 in exchange for a fourth-round draft choice ... started all 16 games at strong-side linebacker and participated in 98 percent of the Lions' defensive plays ... finished third on the club with career-best 116 tackles (67 solos, 49 assists) ... added 2.5 quarterback sacks, 1 interception, 2 forced fumbles, and 5 deflected passes ... notched three double-digit tackle outings ... opened season with 10 tackles (six solos) at Green Bay (Sept. 6) ... eight tackles in 27-6 win over Tampa Bay (Sept. 28) ... nine stops with a pass defended in nationally-televised Thursday night 27-20 victory vs. Green Bay (Oct. 15) ... sacked quarterback Randall Cunningham and shared another sack vs. Minnesota (Oct. 25) ... season-high eight solo tackles (11 combined) at Philadelphia (Nov. 8) ... impressive three-game stretch with 20 tackles, 1 interception, 2 passes defended, and 1 forced fumble in three consecutive Detroit victories ... six stops in 26-3 win over Chicago (Nov. 15) ... four tackles with a pass defended in 28-25 triumph at Tampa Bay (Nov. 22) ... outstanding all-round effort to key 19-16 overtime win vs. Pittsburgh on Thanksgiving Day (Nov. 26) with 10 tackles, 1 interception, 1 pass defended, and 1 forced fumble ... the following week at Jacksonville (Dec. 6), posting 11 tackles and knocked away a pass.

□ **1997 (Raiders):** Started 13 of 16 games and collected 75 tackles (62 solos), 2 quarterback sacks, and 6 deflected passes in final season with Oakland ... led Raiders with 10 tackles and a quarterback sack in 36-31 victory at Atlanta (Sept. 14) ... five solo stops in 35-17 win over St. Louis (Sept. 28) ... showcased versatility with four tackles and knocked away three passes to key 28-25 upset of Denver (Oct. 19) ... 8 solo stops, 2 assists, and 1 sack at Kansas City (Dec. 7).

□ **1996 (Raiders):** Started first 10 contests before a dislocated shoulder and rotator cuff injury shelved him for remainder of season ... ranked fourth on club with 47 tackles before the injury ... added six deflected passes ... season-high seven tackles on three occasions—at Baltimore (Sept. 1), at Chicago (Sept. 29), and vs. Detroit (Oct. 13) ... also deflected two passes in 31-27 win over Lions ... suffered dislocated right shoulder and rotator cuff injury at Tampa Bay (Nov. 10) ... placed on injured reserve Nov. 20 for remainder of season.

□ **1995 (Raiders):** Full-time starter in sophomore NFL season ... ranked second on club with 85 tackles (71 solos) and led Raiders with four fumble recoveries ... added 1 quarterback sack, 2 passes defended, and 1 forced fumble ... notched at least seven tackles in four outings ... head-turning performance vs. Philadelphia (Sept. 24) ... *35-yard return of a fumble by Eagle quarterback Rodney Peete on an Aundray Bruce sack for first NFL touchdown in the fourth quarter* ... season-best eight tackles vs. Dallas (Nov. 19) and Kansas City (Dec. 3).

□ **1994 (Raiders):** Broke into the starting lineup five games into rookie season ... became fixture as a starting strong-side linebacker ... earned all-rookie team honors with 58 solo tackles, 23 assists, and 3 quarterback sacks ... also knocked away three passes and forced a fumble ... started final 12 games ... in *first NFL start*, recorded 10 tackles and a sack in 21-17 win at New England (Oct. 9).

□ **College/Personal:** Three-time all-Big Ten linebacker at Michigan State ... also earned all-conference academic honors ... led Spartans with 98 tackles as a senior, 102 as a junior ... played linebacker, tight end, and defensive back at St. Joseph (Mich.) High School ... all-Michigan linebacker with 97 tackles and three interceptions on defense, 13 pass receptions and four touchdowns on offense ... also lettered as forward on basketball squad and as sprinter and relay performer in track ... senior class president and member of National Honor Society in high school ... awarded degree in business from Michigan State ... he and his wife, Barbara, a former L.A. Raider cheerleader, reside in Paradise Valley, Arizona with sons Aiden and Cade ... born May 13, 1971 in St. Joseph. □

## Rob Fredrickson Career Stats

### Tackles-QB Sacks

Year	Solo	Assists	Total	QB Sacks
1994*	58.0	23	81.0	3.0
1995*	71.0	14	85.0	0.0
1996*	36.0	11	47.0	0.0
1997*	62.0	13	75.0	2.0
1998**	67.0	49	116.0	2.5
1999	90.5	77	167.5	2.5
2000	78.0	57	135.0	1.0
2001	66.0	78	164.0	4.0
<b>Totals</b>	<b>528.5</b>	<b>322</b>	<b>850.5</b>	<b>15.0</b>
Oakland	227.0	61	288.0	5.0
Detroit	67.0	49	116.0	2.5
Cards	234.5	212	446.5	7.5

\*Oakland \*\*Detroit

### Interceptions

Year	No.	Yards	Average	Long	TD
1994*	0	0	0.0	0	0
1995*	1	14	14.0	14	0
1996*	0	0	0.0	0	0
1997*	0	0	0.0	0	0
1998**	1	0	0.0	0	0
1999	2	57	28.5	34†	1
2000	1	8	8.0	8	0
2001	0	0	0.0	0	0
<b>Totals</b>	<b>5</b>	<b>79</b>	<b>9.8</b>	<b>34†</b>	<b>1</b>
Oakland	1	14	14.0	14	0
Detroit	1	0	0.0	0	0
Cards	3	65	21.7	34†	1

\*Oakland \*\*Detroit

### Single-Game Bests

**Combined Tackles:** 22 at N.Y. Jets, Nov. 7, 1999. **Solo Tackles:** 13 at N.Y. Jets, Nov. 7, 1999. **Tackles For Loss:** 3 at N.Y. Giants, Sept. 3, 2000. **Interceptions:** 1 five times, most recently at Philadelphia, Nov. 19, 2000. **Quarterback Hurries:** 3 vs. Kansas City, Oct. 21, 2001. **Passes Defended:** 3 vs. Denver, Oct. 19, 1997.

### Games


**Games (Starts)**—1994: 16 (12), 1995: 16 (16), 1996: 10 (10), 1997: 16 (13), 1998: 16 (16), 1999: 16 (16), 2000: 13 (12), 2001: 15 (15). **Totals:** 118 (110), **Oakland:** 58 (51), **Detroit:** 16 (16), **Cards:** 44 (43).

\*Oakland \*\*Detroit

### Additional Statistics

\*Four fumble recoveries for 35 yards with one touchdown, 1995; one fumble recovery for no yards, 1999.

\*Oakland \*\*Detroit



## Bryan Gilmore

### Wide Receiver

6-0 □ 193 □ Second Year

Free Agent, 2000

College: Midwestern (Texas) State

DOB: July 21, 1978

Hometown: Lufkin, Texas

# 86

□ **Pro Career:** One of NFL's fastest players ... signed with Arizona as free agent in 2000 ... has spent first two NFL seasons between practice squad and active roster ... appeared in one game in 2000, three last year.

□ **2001:** Practice squad member for first 11 weeks ... activated to active roster Nov. 30 ... appeared in final three contests, primarily on special teams.

□ **2000:** Spent all but final two games of season on practice squad ... activated to 53-man roster on Dec. 15 ... **first NFL action vs. Baltimore (Dec. 17)** limited to special-teams duty ... did not play in season finale at Washington (Dec. 24) ... caught three passes for 47 yards during preseason play ... allocated to Barcelona Dragons of NFL Europe during spring of 2001 ... started all 10

games for the 8-2 Dragons en route to the World Bowl, catching 30 passes for 403 yards and five touchdowns ... also rushed seven times for 30 yards with one touchdown ... recorded seven special-teams tackles ... 36 points tied for fourth in league scoring.

□ **College/Personal:** Four-year starter at Midwestern State ... **school's all-time leading pass receiver with 155 receptions for 2,722 yards and 18 touchdowns** ... two-time all-West Region NCAA Division II selection holds 13 school records ... also returned 49 kickoffs for 21.5-yard average ... concluded senior season with 43 catches for 846 yards (19.7-yard average) and five touchdowns, including long scoring grabs of 80, 79, and 73 yards ... broke own single-game receive-

(Bryan Gilmore continued on page 70)

(Bryan Gilmore continued from page 69)

ing yardage mark when he exploded for 244 yards on nine catches and two scores vs. Harding ... set nine school records as a junior with 64 catches for 1,139 yards and eight touchdowns ... ranked second in the nation with 5.8 receptions and 103.5 receiving yards per game ... seven 100-yard receiving outings and caught 11 passes over 30 yards ... **first pass reception of season a 76-yard touchdown strike vs. eventual national champion Northwest Missouri State quarterbacked by current Cardinal teammate Chris Greisen** ... 87-yard

scoring grab part of then-school record 198 receiving yards vs. Northeastern State ... led team in all-purpose yards as freshman with 370 yards on 22 pass receptions, 23 yards on six rushing attempts, and 449 yards on 20 kickoff returns ... the first time he touched the football as a college player he returned a kickoff 50 yards ... all-district prep receiver at Lufkin (Tex.) High School with 21 catches for 441 yards and two scores as a senior ... pre-business/business administration major at Midwestern State ... wife LaShanna, son Bryan II ... born July 21, 1978 in Lufkin. □

## Bryan Gilmore Career Stats

### Games

Games (Starts)—2000: 1 (0), 2001: 3 (0). Totals: 4 (0).



# Bill Gramatica

## Kicker

5-10 □ 187 □ Second Year  
Fourth Round-a (98th), 2001  
College: South Florida  
DOB: July 10, 1978  
Hometown: La Belle, Florida

# 7

□ **Pro Career:** Selected by Cardinals in fourth round (98th overall) of 2001 NFL Draft ... left-footed version of *brother, Martin, the Tampa Bay Buccaneers' place kicker* ... **set franchise rookie records for field goals (14) and longest three-pointer (50 yards) before impressive rookie season was cut short by freakish knee injury** ... landed awkwardly on right knee after leaping to celebrate 42-yard first-quarter field goal at N.Y. Giants (Dec. 15) ... eventually underwent reconstructive surgery for torn anterior cruciate ligament ... in 13 games, connected on 16 of 20 field-goal attempts, perfect on 25 points-after-touchdown, and logged eight touchbacks in 53 kickoffs for 73 points ... six touchbacks after five games (19 kickoffs) were tied for league lead with Martin ... scored Cards' first points of the season with 28-yard field goal midway through first quarter vs. Denver (Sept. 23) to give Arizona 3-0 lead ... hero of upset 21-20 win at Philadelphia (Oct. 7) when he atoned for pushing 30-yard chip shot in swirling wind wide left in third quarter with game-winning points on point-after-touchdown conversion with nine seconds remaining in 21-20 comeback ... aided by the same wind, sailed game-opening kickoff nine

yards deep into the end zone, two more to the minus four and minus three-yard lines ... solid outing at Chicago (Oct. 14) with field goals of 40 and 47 yards ... connected on the first three-pointer early in second quarter to tie game at 3-3, then added the 47-yarder with a swirling wind later in the period to bring Cards within 10-6 ... first of two freakish injuries occurred vs. Philadelphia (Nov. 4) when he suffered dislocated left shoulder on opening kickoff attempting arm tackle of Eagle returner Brian Mitchell who was en route to a 94-yard touchdown ... after the shoulder was reduced, Gramatica wore a harness for duration of game when place-kicking chores involved an extra point and the ensuing kickoff ... later in contest after punter Scott Player sustained ankle sprain, Gramatica was called upon for a 41-yard punt in the second quarter before Player returned to finish the game ... with left shoulder heavily immobilized vs. N.Y. Giants (Nov. 11), kicked 32-yard field goal in first half and recorded one touchback on three kickoffs ... **set Cardinal rookie record with 50-yard field goal in fourth quarter vs. Detroit (Nov. 18)** and converted all six PATs in 45-38 victory ... came through again in the clutch

at San Diego (Nov. 25) by pushing the Cards to a 10-3 lead with 18-yard field goal in third quarter, then **nailed game-winner with one second left from 42 yards in 20-17 win** ... shared NFC special teams player-of-the-week award with brother Martin as the pair both kicked game-winning field goals the weekend of Dec. 2 ... **first NFL walk-off game-winning field goal Dec. 2 at Oakland, a 36-yarder in overtime to propel Cards to an unlikely 34-31 victory** ... the game-winner was the last of four field goals on the day ... booted second-quarter field goals of 23 and 26 yards as Cards took 20-7 halftime lead ... added 33-yarder in the third quarter, pushed a 48-yard try into swirling wind wide left with 5:38 to play, then hammered home the game-winner on third down in the extra period ... celebrated the victory with a somersault ... snubbed a 44-yarder in first quarter vs. Washington (Dec. 9), **then connected on a 24-yarder in second quarter to set a Cardinal rookie record with 14 field goals, breaking the previous mark of 13 by Gerry Perry (20 attempts) in 1960** ... converted from 42 and 26 yards at N.Y. Giants (Dec. 15) in final appearance of season ... upon celebrating after the 42-yarder in the first quarter, landed awkwardly on right knee and was unable to kick off the duration of the game and managed only a 23-yard field goal in the second quarter ... placed on injured reserve Dec. 18 for remainder of season.

□ **College/Personal:** Enjoyed a stellar career at South Florida (U.S.F.) after one season at Florida State ... **U.S.F.'s first all-America football selec-**

**tion in 1998 ... holds school career records with 36 field goals and 193 points** ... converted 85 of 88 extra-point attempts ... as a senior in 2000, connected on 16 of 24 field-goals attempts and 29 of 30 point-after-touchdown tries for a team-leading 77 points ... **closed college career in impressive fashion by booting a 63-yard field goal vs. Austin Peay, the second-longest field goal without a tee in NCAA history, topped only by his brother's 65-yarder for Kansas State vs. Northern Illinois in 1998** ... all-Florida class 3A first-team selection at La Belle (Fla.) High School and *USA Today* all-America honorable mention ... **set school record with 52-yard field goal** ... communications major at South Florida ... **older brother, Martin, was a three-time all-America place kicker at Kansas State** ... prior to a Tampa Bay Mutiny professional soccer game at Raymond James Stadium on July 21, 2001, joined brother Martin and younger brother Santiago, a kicker at South Florida, to aid victims of the June 23, 2001 earthquake in Peru ... the Gramatica brothers signed autographs and collected non-perishable food, supplies, and medical and clothing donations ... their parents, William, Sr. and Laura, were honored as "Hispanic Heroes" at halftime of the soccer game for their charitable work in Tampa Bay ... **speaks fluent English, French, and Castillian** ... licensed real estate agent ... born July 10, 1978 in Buenos Aires, Argentina. □

## Bill Gramatica Career Stats

### Field Goals and Scoring

Year	1-19	20-29	30-39	40-49	50+	Total	Pct.	PAT	Pts.
2001	1-1	7-7	3-4	4-7	1-1	16-20	80.0	25-25	73
<b>Totals</b>	<b>1-1</b>	<b>7-7</b>	<b>3-4</b>	<b>4-7</b>	<b>1-1</b>	<b>16-20</b>	<b>80.0</b>	<b>25-25</b>	<b>73</b>
	(100.0)	(100.0)	(75.0)	(57.1)	(100.0)	(80.0)		(100.0)	

### Games

Games (Starts)—2001: 13 (0). Totals: 13 (0).

### Single-Game Bests

**Field Goals Made:** 4 at Oakland, Dec. 2, 2001. **Field Goals Attempted:** 5 at Oakland, Dec. 2, 2001. **Longest Field Goal:** 50 vs. Detroit, Nov. 18, 2001. **Most Points:** 14 at Oakland, Dec. 2, 2001 (4 FG, 2 PAT). **Most Touchbacks:** 2 at Philadelphia, Oct. 7, 2001; vs. Kansas City, Oct. 21, 2001

### 2001 Game-By-Game Statistics

		1-19	20-29	30-39	40-49	50+	Total	PAT	Points	Breakdowns	KO/TB
Sept. 23	Denver	0-0	1-1	0-0	0-0	0-0	1-1	2-2	5	28G	3/1
Sept. 30	Atlanta	0-0	0-0	0-0	0-1	0-0	0-1	2-2	2	49WR	3/1
Oct. 7	At Philadelphia	0-0	0-0	0-1	0-0	0-0	0-1	3-3	3	30WL	4/2
Oct. 14	At Chicago	0-0	0-0	0-0	2-2	0-0	2-2	1-1	7	40, 47	4/0
Oct. 21	Kansas City	0-0	1-1	0-0	0-0	0-0	1-1	3-3	6	29G	5/2
Oct. 28	At Dallas	0-0	1-1	0-0	0-0	0-0	1-1	0-0	3	27G	2/0
Nov. 4	Philadelphia	0-0	0-0	0-0	0-0	0-0	0-0	1-1	1	None	2/0
Nov. 11	N.Y. Giants	0-0	0-0	1-1	0-0	0-0	1-1	1-1	4	32G	3/1
Nov. 18	Detroit	0-0	0-0	0-0	0-0	1-1	1-1	6-6	9	50G	8/0
Nov. 25	At San Diego	1-1	0-0	0-0	1-1	0-0	2-2	2-2	8	18G, 42G	5/0
Dec. 2	At Oakland	0-0	2-2	2-2	0-1	0-0	4-5	2-2	14	23G, 26G, 33G, 48WL, 36G	8/1
Dec. 9	Washington	0-0	1-1	0-0	0-1	0-0	1-2	1-1	4	44WR, 22G	3/0
Dec. 15	At N.Y. Giants	0-0	1-1	0-0	1-1	0-0	2-2	1-1	7	42G, 23G	3/0
Dec. 23	Dallas	Injured reserve (knee)									
Dec. 30	At Carolina	Injured reserve (knee)									
Jan. 6	At Washington	Injured reserve (knee)									
<b>Totals</b>		<b>1-1</b>	<b>7-7</b>	<b>3-4</b>	<b>4-7</b>	<b>1-1</b>	<b>16-20</b>	<b>25-25</b>	<b>73</b>		<b>53/8</b>



# Chris Greisen

## Quarterback

6-3 □ 227 □ Fourth Year  
Seventh Round (239th), 1999  
College: Northwest Missouri State  
DOB: July 2, 1976  
Hometown: Sturgeon Bay, Wisconsin

# 14

□**Pro Career:** Selected by Cards in seventh round (239th overall) of the 1999 NFL Draft ... primarily has served third-quarterback role since arrival in Tempe, but pencilled as no. 2 quarterback this year with departure of veteran Dave Brown ... in four pro games, has completed seven of 16 passes for 69 yards and one touchdown.

□**2001:** Inactive third quarterback for all 16 games as starter Jake Plummer did not miss a start or offensive play all season ... in preseason play, connected on 35 of 58 pass attempts for 344 yards and rushed five times for 43 yards.

□**2000:** Played in two games as a reserve, inactive third quarterback for first 11 and two of season's final four contests ... first action of season vs. N.Y. Giants (Nov. 26) in final offensive series with Plummer sidelined/inactive (thumb/ribs) third quarterback ... starter Dave Brown started and played into the fourth quarter ... completed two of three passes for 19 yards—both to running back Michael Pittman—but mishandled shotgun snap at Giant eight-yard line with 1:09 to go to end scoring opportunity ... inactive third quarterback the following week at Cincinnati (Dec. 3) when Plummer returned to the lineup ... with Plummer (ribs) inactive third quarterback at Jacksonville (Dec. 10), entered game midway through the third quarter when Brown left game after hitting his index finger of throwing hand on a helmet ... guided Cards to only touchdown of game with just less than 10 minutes left in four possessions ... piloted club 73 yards in eight plays, finishing with 26-yard touchdown toss to wide receiver Frank Sanders on route over the middle for **first NFL touchdown pass** ... finished game with four completions in seven attempts for 46 yards, two sacks, and one rush for one yard to avoid third sack ... with Plummer again healthy vs. Baltimore (Dec. 17) but Brown (finger) unable to practice, was reserve for the game but did not play ... inactive third quarterback for season finale at Washington (Dec. 24).

□**1999:** Played in two games, inactive for 12 ... inactive third quarterback for the first six games, no. 2 quarterback for the next four weeks while Plummer was injured, then returned to inac-

tive status for the final six outings ... **first regular-season NFL action on final two series vs. New England (Oct. 31)** with Cards trailing 27-3 in relief of starter Dave Brown ... one completion in six attempts, a four-yarder to running back Adrian Murrell ... after starter Brown was shaken just prior to two-minute warning in fourth quarter at N.Y. Jets (Nov. 7), appeared for one running play, a handoff to Pittman for a five-yard gain ... Brown returned one play later.

□**College/Personal:** Two-year starter and two-time all-America pick **led Northwest Missouri State to the NCAA Division II national championship as a senior, defeating Carson-Newman in the title contest** ... despite seeing limited action in his first two years with the Bearcats, **set school career records with 5,731 yards passing and 51 touchdown passes** ... all-America, all-Missouri Intercollegiate Athletic Association (MIAA) first team, and conference offensive player-of-the-year as senior ... **shattered school single-season records with 200 completions in 332 pass attempts (60.2 percent) for 2,937 yards and 25 touchdowns ... 13 touchdown passes in four 1998 postseason games set NCAA Division II record** ... two-time all-conference quarterback at Sturgeon Bay (Wisc.) High School ... added all-region honors in basketball ... **attended Green Bay Packer games as a youth with his grandfather, Stan Kramer, a defensive end who played briefly with the Packers in 1946** ... bachelor's degree in physical education from Northwest Missouri State with a minor in mathematics ... married high school sweetheart Shannon Harvey on July 3, 1999 ... **one of the most community-minded Cardinals** ... has served local community in number of endeavors, including camp coordinator for Cardinals' "Junior Training Camp" aimed at providing educational and recreational benefits for children with talks on the importance of staying in school and participating in youth recreation activities ... Greisen and his wife also are active in Homeward Bound, an organization that provides transitional housing for families with children in distress ... born July 2, 1976. □

## Chris Greisen Career Stats

### Passing

Year	Att.	Comp.	Yards	Pct.	Avg./Att.	TD	Interceptions	Long	Tackled/Lost	Rating
1999	6	1	4	16.7	0.67	0	0	4	0/0	39.6
2000	10	6	65	60.0	6.50	1	0	26t	3/24	112.5
2001	0	0	0	00.0	0.00	0	0	0	0/0	00.0
<b>Totals</b>	<b>16</b>	<b>7</b>	<b>69</b>	<b>43.8</b>	<b>4.31</b>	<b>1</b>	<b>0</b>	<b>26t</b>	<b>3/24</b>	<b>77.2</b>

### Rushing

Year	No.	Yards	Average	Long	TD
1999	0	0	0.0	0	0
2000	1	1	1.0	1	0
2001	0	0	0.0	0	0
<b>Totals</b>	<b>1</b>	<b>1</b>	<b>1.0</b>	<b>1</b>	<b>0</b>

### Games

Games (Starts)—1999: 2 (0), 2000: 2 (0), 2001: 0 (0). Totals: 4 (0).

### Single-Game Bests

Pass Attempts: 7 at Jacksonville, Dec. 10, 2000. Completions: 4 at Jacksonville, Dec. 10, 2000. Completion Pct.: 66.7% vs. N.Y. Giants, Nov. 26, 2000 (2-3). Yards Passing: 46 at Jacksonville, Dec. 10, 2000. TD Passes: 1 at Jacksonville, Dec. 10, 2000. Interceptions: None. Times Sacked: 2 at Jacksonville, Dec. 10, 2000. Longest Completion: 26t yards at Jacksonville, Dec. 10, 2000. Rushing Attempts: 1 at Jacksonville, Dec. 10, 2000. Rushing: 1 at Jacksonville, Dec. 10, 2000. Longest Run: 1 at Jacksonville, Dec. 10, 2000. TDs Rushing: None.



# Mike Gruttadauria

## Center

**6-3** □ **280** □ **Seventh Year**  
**Unrestricted Free Agent (Rams), 2000**  
**College: Central Florida**  
**DOB: December 6, 1972**  
**Hometown: Tarpon Springs, Florida**

# 60

□**Pro Career:** Signed four-year contract with Arizona as unrestricted free agent on February 19, 2000 after *anchoring the St. Louis Rams' offensive line en route to Super Bowl XXXIV championship* following 1999 season ... knee and neck injuries limited him to eight starting roles in 2002 ... starter in 58 of 73 pro contests overall ... originally signed by Dallas as undrafted free agent in 1995 ... joined Rams in 1996.

□**2001 (Cardinals):** Started first 15 games at center before ankle sprain sent him to inactive status for finale ... opened at center vs. Denver (Sept. 23) for first start since Nov. 12, 2000 at Minnesota ... started at center at Oakland (Dec. 2), then volunteered to finish game at right guard after Leonard Davis (back) and Pete Kendall (foot) left game with injuries in 34-31 overtime victory ... studied the game plan on the bench between offensive series for guard play ... third-year reserve center Jason Starkey replaced Gruttadauria at center ... left game at Carolina (Dec. 30) with ankle sprain ... inactive at Washington (Jan. 6).

□**2000 (Cardinals):** Preseason knee arthroscopy and mid-season neck injury resulted in only eight starting assignments at center ... underwent arthroscopic procedure on Aug. 2 to

remove loose cartilage ... inactive for first two games of season ... first of eight consecutive starts Sept. 24 vs. Green Bay ... three days (Nov. 22) after contest at Philadelphia (Nov. 19), was watching television with wife and began to experience pain in neck and left arm ... Card trainer John Omohundro was dispatched to the Gruttadauria home where he stayed until 12:30 a.m., then later until 4 a.m. at a local hospital emergency room ... diagnosed with ruptured disc in neck that resulted in surgery on Nov. 20 ... procedure involved removal of disc between C-6 and C-7 vertebrae and the vertebrae were fused ... optimism for recovery buoyed by successful return of former Ram teammate Tom Nutten from similar malady prior to St. Louis' Super Bowl season in 1999.

□**1999 (Rams):** Started all 19 games for the high-powered Rams' offense that led the National Football League in points per game (32.9), total yards per game (400.8), passing yards per game (272.1), and third-down efficiency (46.9) ... the Rams also led the National Football Conference in touchdown percentage inside the opponents' 20-yard line (66.1 percent) as the club rebounded from a 4-12 record in 1998 to a 13-3 regular-sea-

(Mike Gruttadauria continued on page 74)

(Mike Gruttadauria continued from page 73)

son mark and three postseason wins that culminated in a 23-16 victory over Tennessee in Super Bowl XXXIV at the Georgia Dome in Atlanta.

□**1998 (Rams):** Missed first two games of season with training camp knee injury ... played in 12 games with two starting roles ... replaced starter Zach Wiegert at right guard vs. N.Y. Jets (Oct. 11) and earned player-of-the-game honor from coaching staff ... *first NFL start at non-center spot the next week at Miami (Oct. 18).*

□**1997 (Rams):** Started first two and final 12 games at center ... missed two outings with ankle injury ... *first NFL pass reception with catch of tipped pass at Atlanta (Nov. 2).*

□**1996 (Rams):** Played in nine games with three starting roles at center ... *first NFL start in season opener vs. Cincinnati (Sept. 1)* ... after two more starts, relegated to reserve role ... replaced injured starter Bern Brostek at center and played second half at Pittsburgh (Nov. 3) ... reserve duty at center in four other contests in

addition to special-teams play.

□**1995:** Signed with Dallas as undrafted free agent on April 26 ... waived during preseason on Aug. 22.

□**College/Personal:** Key member of Central Florida's offensive line that paved the way for 444.5 total yards and 176.5 rushing yards per game as senior ... named school's offensive lineman-of-the-year all four seasons ... majored in graphic design with minor in animation at U.C.F. ... declined partial college art scholarship to play football at U.C.F. ... apprentice sculptor ... designed the official St. Louis Rams' 1999 Christmas card that raised proceeds for St. Louis Children's Hospital ... the card became so popular it required three additional press runs and raised more money for charity than that year's team cheerleader calendar ... played just one year of organized sports, football as a prep senior, at Tarpon Springs (Fla.) High School ... he and wife, Christine, are parents of twins Christine and Garrett ... born Dec. 6, 1972 in Fort Lauderdale, Fla. □

## Mike Gruttadauria Career Stats

### Games

Games (Starts)—\*1996: 9 (3), \*1997: 14 (14), \*1998: 11 (2), \*1999: 16 (16), 2000: 8 (8), 2001: 15 (15). Totals: 73 (58), Cards: 23 (23). \*St. Louis

### Additional Statistics

\*One pass reception for no yards, 1997. \*St. Louis



**Daniel Guy**  
Wide Receiver

6-2 □ 211 □ First Year  
Free Agent, 2002  
College: Jackson State  
DOB: December 11, 1977  
Hometown: Memphis, Tennessee

**13**

□**Pro Career:** Signed as free agent with Arizona on Jan. 22, 2002 ... allocated to Barcelona Dragons of NFL Europe League 2002 ... appeared in all 10 games (one start) for Dragons ... caught 12 passes for 140 yards as reserve wide receiver. ... originally signed as free agent with New Orleans Saints on April 26, 2001 ... waived August 6 during preseason ... claimed via waivers by Miami, then released by Dolphins on August 27 ... signed to Atlanta's practice squad on Oct. 16 for duration of 2001 season.

□**College/Personal:** Concluded career at Jackson State with 113 pass receptions for 1,851 yards and 22 touchdowns in 36 games as three-year starter ... earned all-Southwest Athletic Conference honors as senior with 44 catches for 556 yards and six scores ... computer science major at Jackson State ... attended Fairley High School in Memphis, Tennessee where he was a member of the National Honor Society ... born Dec. 11, 1977 in Memphis. □



# Renaldo Hill

## Cornerback

5-11  183  Second Year  
 Seventh Round (202nd), 2001  
 College: Michigan State  
 DOB: November 12, 1978  
 Hometown: Detroit, Michigan

# 21

**Pro Career:** Arizona's first selection in seventh round (202nd overall) of 2001 NFL Draft ... played in 14 games with extended action from scrimmage as season progressed ... 22 tackles (19 solos), 1 quarterback sack, 3 passes defended, and 5 tackles on special teams ... first extended action from scrimmage at Chicago (Oct. 14) resulted in one pass deflection ... impressive outing vs. Philadelphia (Nov. 4) with five solo tackles, including a five-yard sack of Eagle passer Donovan McNabb on third-and-13 at the Cardinal 38-yard line in first quarter, forcing Philadelphia out of field-goal range ... two tackles from scrimmage, one tackle on kick coverage in 45-38 win over Detroit (Nov. 18) ... two assisted stops on special teams in 20-17 win at San Diego (Nov. 25) ... the following week in 34-31 overtime win at Oakland (Dec. 2), registered three solo tackles and batted away a pass from scrimmage ... after starter Tom Knight aggravated a hamstring on first series from scrimmage vs. Washington (Dec. 9), came off bench to finish game at cornerback and collected four solo tackles ... **first NFL starting role at N.Y. Giants (Dec. 15)** resulted in four solo tackles and one assist at left cornerback spot ... inactive next two contests with hamstring injury ...

two solo stops at Washington (Jan. 6).

**College/Personal:** Mainstay in the Michigan State secondary, starting 35 consecutive games ... ***maintained the family tradition of starting in the Spartans' secondary, succeeding brother Ray (1995-97) at right cornerback*** ... two-time all-Big-Ten Conference selection ... finished career with 182 total tackles (135 solos), 11 stops for -21 yards, 9 interceptions, and 36 pass deflections, the latter ranking second in school annals behind Amp Campbell (56, 1996-99) ... brother Ray ranks third with 30 deflected passes ... ranked the nation's sixth best defensive back at Chadsey (Detroit, Mich.) High School ... first team all-Michigan and all-city selection by both the *Detroit Free Press* and the *Detroit News* in 1996 ... four-year starter boasted 85 tackles, 4 interceptions, 15 pass deflections, and 2 recovered fumbles as a senior ... also caught 30 passes for 423 yards (14.1-yard average) and seven touchdowns ... twice named to Chadsey's academic honor roll ... merchandising management major at Michigan State ... **brother, Ray, a three-year starter at right cornerback for Michigan State (1995-97) is former New England Patriot** ... born Nov. 12, 1978 in Detroit, Michigan.

## Renaldo Hill Career Stats

### Tackles-QB Sacks

Year	Solo	Assists	Total	QB Sacks
2001	19	3	22	1
<b>Totals</b>	<b>19</b>	<b>3</b>	<b>22</b>	<b>1</b>

### Games

Games (Starts)—2001: 14 (1). Totals: 14 (1).

### Single-Game Bests

**Tackles:** 5 vs. Philadelphia, Nov. 4, 2001; at N.Y. Giants, Nov., 11, 2001. **Solo Tackles:** 5 vs. Philadelphia, Nov. 4, 2001. **Passes Defensed:** 1 three times. **Quarterback Sacks:** 1 vs. Philadelphia, Nov. 4, 2001



# Nathan Hodel

## Tight End/Long-Snapper

6-2  245  First Year  
 Free Agent, 2001  
 College: Illinois  
 DOB: November 12, 1977  
 Hometown: Fairfield Heights, Illinois

# 48

**Pro Career:** Talented long-snapper who also plays tight end signed as free agent with Arizona on Oct. 26, 2001 ... spent next nine games on practice squad ... elevated to 53-man roster for final two games but declared inactive ... positioned to assume long-snapping duties since departure of 19-year veteran Trey Junkin ... attended 2001 training camp with Carolina Panthers ... spent six games on Panthers' practice squad before release Oct. 24.

**College/Personal:** Former walk-on at

Illinois handled Illini long-snapping duties all four seasons ... lettered in football and baseball at Belleville (Ill.) East High School ... team captain earned all-conference honors as offensive lineman in football and pitcher in baseball ... all-Illinois prep baseball pitcher also hurled for Illinois baseball squad ... bachelor's degree in communications from Illinois ... one semester from completing master's degree in business administration ... born Nov. 12, 1977 in Maryville, Ill.



# Arnold Jackson

## Wide Receiver

5-8  173  Second Year  
 Free Agent, 2001  
 College: Louisville  
 DOB: April 9, 1977  
 Hometown: Jacksonville, Florida

# 84

**Pro Career:** Diminutive (5-8, 163) free-agent signee from Louisville turned heads in rookie season with impressive punt-return skills ... led NFL rookies with 11.5-yard punt-return average, good for fifth in the NFC ... *only regular NFL punt returner without a fair catch in 2001* ... in addition to 40 punt returns for 461 yards, caught nine passes for 44 yards ... *55-yard punt return at Oakland (Dec. 2) longest by a Cardinal in 136 games (Johnny Bailey, Sept. 12, 1993 at Washington, 59 yards for touchdown)* ... flashed impressive talents in season-opener vs. Denver (Sept. 23) with three punt returns for 37 yards, including a dodging, scooting 29-yard return in third period, the longest Cardinal punt return since Mac Cody's 31-yarder vs. New England Oct. 31, 1999, a stretch of 25 games ... impressive game at Philadelphia (Nov. 4) with three punt returns for

15.3-yard average, including 23-yard return from own seven yard line in third quarter and gains of 11 and 12 yards in fourth quarter ... returned two punts for 24 and 14 yards *and caught first NFL pass* (three yards) in fourth quarter in 45-38 win vs. Detroit (Nov. 18) ... returned a punt 17 yards in fourth quarter, then later in drive caught eight-yarder from quarterback Jake Plummer on third-and-six situation to continue nine-play, 68-yard scoring drive that gave Cards 17-10 lead with six minutes left in 20-17 win ... clutch effort from scrimmage and on special teams at Oakland (Dec. 2), including 55-yard punt return from own six-yard line in second quarter to the Raider 39-yard line to set up Card field goal and 17-7 lead in eventual 34-31 victory ... also caught season-long 16-yard pass near end of first half in scoring drive for another field goal and added a 21-yard punt return

in fourth quarter as he saw ample playing time at wide receiver with starter Frank Sanders inactive due to hamstring pull ... returned two second half kickoffs for 24 and 22 yard in fourth quarter vs. Washington (Dec. 9) ... six punt returns for 12.2-yard average at N.Y. Giants (Dec. 15) including 19-yarder in first quarter and 39-yarder in second period ... led Cards with four receptions (14 yards) and returned three punts for 27 yards in starting role as Cards opened with three wideouts in 17-10 win over Dallas (Dec. 23).

□ **College/Personal:** *Left Louisville as the most prolific pass catcher in college football history ... despite constant double-team coverage, established NCAA Division I-A record with 300 pass receptions ... started all 44 games during his career at Louisville ... gained the bulk of his school and conference career-record 3,670 yards receiving after making the catch ... honored by the College Football Hall of Fame, which displays the gloves he wore in the 2000 Army game*

*to establish collegiate single-season reception record of 300 grabs ... prior collegiate record was 299 catches by Trevor Insley of Nevada (1996-99) ... only player in school history to catch at least 60 passes in a season three times during a career that featured three all-Conference USA selections ... became the 19th player in NCAA Division I-A history to catch 100 or more passes in a single season with 101 receptions for 1,209 yards (12-yard average) and nine scores as a junior in 1999, breaking his own school single-season marks of 90 receptions for 1,165 yards in 1998 ... finished the season at a hectic pace, accounting for 72 receptions for 739 yards in his final six contests ... all-conference selection at Andrew Jackson High School in Jacksonville, Fla. ... also lettered three times in basketball and twice in track ... personal bests of 23'7" in the long jump and 6'9" in high jump ... sociology major at Louisville ... born April 9, 1977.* □

## Arnold Jackson Career Stats

### Receiving

Year	No.	Yards	Average	Long	TD
2001	9	44	4.9	16	0
<b>Totals</b>	<b>9</b>	<b>44</b>	<b>4.9</b>	<b>16</b>	<b>0</b>

### Additional Statistics

Two kickoff returns for 46 yards, 2001.

### Games

Games (Starts)—2001: 16 (1). Totals: 16 (1).

### Punt Returns

Year	No.	Yards	Average	Long	TD
2001	40	461	11.5	55	0
<b>Totals</b>	<b>40</b>	<b>461</b>	<b>11.5</b>	<b>55</b>	<b>0</b>

### Single-Game Bests

**Yards Receiving:** 17 at Oakland, Dec. 2, 2001. **Receptions:** 4 vs. Dallas, Dec. 23, 2001. **Longest Reception:** 16 at Oakland, Dec. 2, 2001. **TDs Receiving:** None. **Punt Return Yards:** 87 at Oakland, Dec. 2, 2001. **Punt Returns:** 6 at N.Y. Giants, Dec. 15, 2001. **Longest Punt Return:** 55 at Oakland, Dec. 2, 2001. **Punt Return TDs:** None.

## 2001

Date	Opponent	Receiving					Punt Returns				
		Rec.	Yards	Avg.	Long	TD	Ret.	Yards	Avg.	Long	TD
Sept. 23, 2001	Denver	0	0	0.0	0	0	3	37	12.3	29	0
Sept. 30, 2001	Atlanta	0	0	0.0	0	0	0	0	0.0	0	0
Oct. 7, 2001	At Philadelphia	0	0	0.0	0	0	3	24	8.0	13	0
Oct. 14, 2001	At Chicago	0	0	0.0	0	0	3	29	9.3	15	0
Oct. 21, 2001	Kansas City	0	0	0.0	0	0	3	14	4.7	13	0
Oct. 28, 2001	At Dallas	0	0	0.0	0	0	3	21	7.0	12	0
Nov. 4, 2001	Philadelphia	0	0	0.0	0	0	3	46	15.3	23	0
Nov. 11, 2001	N.Y. Giants	0	0	0.0	0	0	1	12	12.0	12	0
Nov. 18, 2001	Detroit	1	3	3.0	3	0	2	38	19.0	24	0
Nov. 25, 2001	At San Diego	1	8	8.0	8	0	2	25	12.5	17	0
Dec. 2, 2001	At Oakland	2	17	8.5	16	0	3	87	29.0	55	0
Dec. 9, 2001	Washington	0	0	0.0	0	0	2	6	3.0	5	0
Dec. 15, 2001	At N.Y. Giants	0	0	0.0	0	0	6	73	12.2	39	0
Dec. 23, 2001	Dallas	4	14	3.5	10	0	3	27	9.0	18	0
Dec. 30, 2001	At Carolina	0	0	0.0	0	0	1	9	9.0	9	0
Jan. 6, 2002	At Washington	1	2	2.0	2	0	2	13	6.5	8	0
<b>Totals</b>		<b>9</b>	<b>44</b>	<b>4.9</b>	<b>16</b>	<b>0</b>	<b>40</b>	<b>461</b>	<b>11.5</b>	<b>55</b>	<b>0</b>



# MarTay Jenkins

## Wide Receiver

6-0 □ 206 □ Fourth Year  
Waivers (Cowboys), 1999  
College: Nebraska-Omaha  
DOB: February 28, 1975  
Hometown: Waterloo, Iowa

# 82

□ **Pro Career:** One of the NFL's fastest players ... claimed via waivers from Dallas on Sept. 6, 1999 on final roster cutdown ... **record-setting 2000 campaign as NFL's first single-season 2,000-yard kickoff returner ... 26.7-yard kickoff-return average in 2001 was Cards' highest in 25 years ... also recorded Cards' first kickoff return for a touchdown since 1979 with 98-yarder ...** added third wide receiver duties to kickoff return chores last year ... in 32 games (five starts), owns 49 pass receptions for 737 yards (15.9-yard average) and three touchdowns, 131 kickoff returns for 3,306 yards (25.2-yard average) and one touchdown.

□ **2001:** Handled kickoff-return duties and expanded role as third wide receiver with 49 kickoff returns for 1,120 yards (22.9-yard average) and 32 pass receptions for 18 yards (16.3-yard average) with three touchdowns in 13 games (three starts) ... opened season vs. Denver (Sept. 23) with seven kickoff returns for 24.7-yard average, including long returns of 35 and 39 yards ... lost the football, however, on second-quarter return at the 23-yard line ... Denver converted the turnover into a field goal to narrow Cardinal lead to 10-9 ... later delivered 30-yard catch midway through fourth quarter in Cards' final scoring drive to cut deficit to 38-17 ... **first career 100-yard receiving game with six receptions for 119 yards at Philadelphia (Oct. 7), including the game-winning score on 35-yard catch with just nine seconds remaining in 21-20 comeback win ...** caught two passes for 25 yards in first half, including a 15-yarder on third-and-10 situation to keep 14-play, 70-yard scoring drive going ... sizzling fourth quarter with four receptions for 94 yards, highlighted by catches of 16, 28, and 35 yards in the game-winning drive ... made final catch on fourth-and-10 situation with 17 seconds remaining when he came back for the ball, spun, and dove into the end zone for the score ... also returned five kickoffs for 87 yards ... only one pass reception for 22 yards at Chicago (Oct. 14) but it converted a third-and-seven situation in fourth-quarter scoring drive ... also returned two kickoffs for 54 yards, including the **100th return of his career,**

and added two tackles on kick coverage units ... returned three kickoffs for 90 yards vs. Kansas City (Oct. 21) ... after fumbling away the ball on a 42-yarder in second quarter, atoned for the blunder in third-quarter scoring drive when he converted a third-and-three with 11-yard catch to spark a 95-yard, 16-play scoring drive to give Arizona a 17-9 lead early in the fourth quarter ... also downed a 54-yard Scott Player punt at the one-yard line with 1:16 to play ... added one solo tackle and one assist on kick-coverage teams ... answered the call in both the return game and from scrimmage vs. Detroit (Nov. 18) with 239 combined yards ... caught three passes for 90 yards with a touchdown and returned five kickoffs for 149 yards and impressive 29.8-yard average in 45-38 win ... caught a 53-yard fourth-quarter toss from quarterback Jake Plummer to the Lion 10-yard line, then pulled in a three-yard touchdown grab two plays later to give Cards 35-31 lead with 10 minutes left in the game ... fine effort on kickoff returns vs. Lions featured five returns over 25 yards, including 40-yarder in second quarter ... authored key efforts at San Diego (Nov. 25) from scrimmage and on special teams in starting role ... converted third-and-seven play with 16-yard catch in six-play, 80-yard scoring drive in second quarter to give Cards 7-3 lead ... later returned opening kickoff of second half 70 yards to the Charger 29-yard line, then caught six-yard pass to convert third-and-six play in the drive that ended with a field goal and 10-3 advantage ... added 10-yard catch in fourth quarter scoring drive, then snared eight-yarder to the San Diego 36-yard line in fourth quarter drive that set up the game-winning field goal in 20-17 win ... with starter Frank Sanders (hamstrings) inactive, started again at Oakland (Dec. 2) and responded with six receptions for 90 yards and induced a 13-yard pass interference call on Raider cornerback Eric Allen in first-quarter scoring drive ... snared 15-yarder in second-quarter touchdown drive, then added catches of eight and 21 yards to close first half ... snared another key reception in fourth quarter, a 20-yarder to midfield with 1:32 remaining as

Plummer hit wide receiver David Boston on 50-yard scoring strike two plays later for 31–24 advantage in eventual 34–31 overtime win ... also added two solo tackles and one assist on kick coverage ... struggled in the return game vs. Washington (Dec. 9) with two kickoff returns for 17 and two yards, including a muff of the opening kickoff of the second half for the second consecutive game ... punt returner Arnold Jackson returned the two remaining kickoffs in the fourth quarter ... from scrimmage, started at wide receiver and managed three receptions for 33 yards and twice attempted end-around plays with a gain of 16 on Cards' second play from scrimmage, minus six on another try in the third period ... scored Cards' only touchdown with 10-yard strike from Plummer with 1:16 remaining, just two plays after a 22-yarder converted a third-and-nine play from near midfield ... also induced a 13-yard pass interference call earlier in the drive ... left game at N.Y. Giants (Dec. 15) with ankle sprain in second half and did not return ... declared inactive for final three contests.

□ **2000:** One of few bright spots of club's 3–13 season with *all-time NFL records of 82 kickoff returns for 2,186 yards* ... broke previous marks of New Orleans' Tyrone Hughes (70 returns, 1,791 yards in 1996) ... *26.7-yard kickoff-return average ranked second in NFC, third in NFL, and was highest by Cardinal since Terry Metcalf's 27.4-yard average in 1975* ... also caught 17 passes for 219 yards to accumulate 2,402 combined yards (–4 rushing/219 receiving/2,187 returns), trailing only Metcalf's 2,462-yard total in 1975 ... *set Cardinal single-season records for kickoff returns and kickoff-return yardage, breaking the 1997 standards of Kevin Williams—59 returns for 1,458 yards ... eight kickoff returns at Jacksonville (Dec. 10) also team single-game mark ... 98-yard kickoff return for a touchdown at Minnesota (Nov. 12) was first by Cardinal since Roy Green's 106-yard return at Dallas Oct. 21, 1979* ... four returns for 173 total yards vs. Vikings figured for 43.3-yard average, best single-game mark since 47-yard average by Terry Metcalf (3–141) at Houston on Oct. 20, 1974 and fourth best in team annals ... kickoff-return yardage of 193 at Jacksonville (Dec. 10) ranks fourth, 183 vs. Washington (Nov. 5) ranks fifth in franchise history ... *returned 46 kickoffs 25 or more yards*, including more in first seven games (19) than 16-game team total (18) in 1999 ... turned heads in preseason finale with 97-yard return of opening kickoff and one-handed 57-yard touchdown grab ... overall special-teams standout ranked second on team with 13 tackles on kick coverage and was key contributor as Cards led NFL with highest team kickoff-return average (26.7) and ranked second in lowest kickoff average allowed (18) ... opened at N.Y. Giants (Sept. 3) in starting lineup as Cards began in three-wide receiver set, but

did not catch a pass until approximately three minutes remained in the game ... returned the opening kickoff 29 yards, two more for 29 and 24 yards in second quarter, then completed a reverse to cornerback David Barrett on fourth-quarter kickoff return for good field position ... Jenkins took the kickoff at the 10-yard line, started up the right side, then handed to Barrett on a reverse ... the rookie sped 41 yards around the left side to the Giant 39-yard line ... returned opening kickoff vs. Dallas (Sept. 10) 27 yards, had 36-yarder in second quarter, then added 37-yarder in fourth quarter near midfield in 32–31 victory ... active day vs. Green Bay (Sept. 24) with seven kickoff returns for 157 yards, including long returns of 40 and 32 yards ... also caught one pass for five yards in fourth quarter and took third quarter kickoff eight yards, then lateralled to Barrett on reverse for another five yards ... up and down afternoon vs. Cleveland (Oct. 8) with three kickoff returns for 31.3-yard average, but was stripped on first-quarter return after 24 yards that Cleveland recovered and turned into a short-field touchdown and 14–0 lead early in second period ... rebounded on the ensuing kickoff with 44-yard return to the Browns' 42-yard line as Cards took the ball 42 yards in five plays to dent the scoreboard for a 14–7 deficit ... also caught a pair of four-yard passes in eventual 29–21 victory ... caught 20-yard pass in second quarter and returned six kickoffs for 27.3-yard average at Dallas (Oct. 22), including a 42-yarder he took five yards deep in the end zone in the third quarter ... again came through with long reception on 31-yarder in fourth quarter vs. New Orleans (Oct. 29) and returned four kickoffs for 24.3-yard average, including 33-yarder up the middle in the first quarter ... superb day on special teams in 16–15 win over Washington (Nov. 5) with five kickoff returns for 36.6-yard average, including long returns of 40 and 71 yards, the latter on the opening kickoff of the second half as he sped to the Redskin 20-yard line and Cards scored game-winning touchdown two plays later ... also made one tackle on special teams and induced a holding call on fourth-quarter Cardinal punt that placed the ball at the Redskins' 10-yard line ... added 34-yard pass from Plummer on third-and-10 play to open second quarter ... *fielded fourth-quarter kickoff at own two-yard line at Minnesota (Nov. 12) and bolted up the middle for 98-yard touchdown return, first by a Cardinal since Roy Green's NFL-record 106-yard return in 1979 (Oct. 21 at Dallas)* ... one catch from scrimmage for 13 yards in starting role vs. N.Y. Giants (Nov. 26) as Cards opened with four wideouts ... also returned six kickoffs for 158 yards, including 47-yarder in fourth quarter ... two receptions for 35 yards on 20- and 15-yard grabs at Cincinnati (Dec. 3) and returned four kickoffs for 97 yards ... *first kickoff return of 32 yards at Jacksonville (Dec. 10) set NFL single-season*

(MarTay Jenkins continued on page 80)

(MarTay Jenkins continued from page 79)

**yardage mark** ... finished game with eight returns for 193 yards ... 51-yard return in fourth quarter nullified by holding call ... in season finale at Washington (Dec. 24), caught two passes for 11 yards apiece in second-quarter drive to Cards' only points of game, a 37-yard Cary Blanchard field goal ... also returned five kickoffs for 134 yards, including 49-yarder into Redskin territory in first period.

❑ **1999:** Inactive for first 13 contests following waiver acquisition from Cowboys ... duty on special teams in final three outings vs. Buffalo (Dec. 19), at Atlanta (Dec. 26), and at Green Bay (Jan. 2) ... originally a sixth-round selection (193rd overall) by Cowboys in the 1999 NFL Draft.

❑ **College/ Personal:** In less than three full seasons at Nebraska-Omaha (U.N.O.), caught 67 passes for 1,439 yards (21.5-yard average) with 12

touchdowns ... also rushed 14 times for 213 yards and four touchdowns and returned 24 kickoffs for 597 yards (24.9-yard average) and a score ... as a senior, led Mavericks with 29 receptions for 540 yards (18.6-yard average) and three touchdowns and gained 171 yards rushing on 10 carries with three more scores ... averaged 30.3 yards on seven kickoff returns ... suffered torn anterior cruciate in opening game of junior season ... as a sophomore in 1996, caught 36 passes for 848 yards with eight touchdowns, the most by a school receiver in 13 seasons ... attended Northern Iowa Community College for one season ... football, track, and basketball standout at Des Moines North High School ... attended Waterloo East H.S. as a freshman and sophomore ... earned degree in sociology from U.N.O. ... born Feb. 28, 1975 in Waterloo. ❑

## MarTay Jenkins Career Stats

### Receiving

Year	No.	Yards	Average	Long	TD
1999	0	0	0.0	0	0
2000	17	219	12.9	34	0
2001	32	518	16.2	53	3
<b>Totals</b>	<b>49</b>	<b>737</b>	<b>15.0</b>	<b>53</b>	<b>3</b>

### Kickoff Returns

Year	No.	Yards	Average	Long	TD
1999	0	0	0.0	0	0
2000	82	2,186	26.7	98t	1
2001	49	1,120	22.9	70	0
<b>Totals</b>	<b>131</b>	<b>3,306</b>	<b>25.2</b>	<b>98t</b>	<b>1</b>

### Additional Statistics

Three rushing attempts for four yards, 2001.

### Games

**Games (Starts)**—1999: 3 (0), 2000: 16 (2), 2001: 13 (3).  
**Totals:** 32 (5).

### Single-Game Bests

**Yards Receiving:** 119 at Philadelphia, Oct. 7, 2001. **Receptions:** 6 at Oakland, Dec. 2, 2001; at Philadelphia, Oct. 7, 2001. **Longest Reception:** 53 vs. Detroit, Nov. 18, 2001. **TDs Receiving:** 1, three times. **Kickoff Return Yards:** 193 at Jacksonville, Dec. 10, 2000. **Kickoff Returns:** 8 at Jacksonville, Dec. 10, 2000. **Longest Kickoff Return:** 98t at Minnesota, Nov. 12, 2000. **Kickoff Return TDs:** 1 at Minnesota, Nov. 12, 2000.

## 2001

Date	Opponent	Receiving					Kickoff Returns				
		Rec.	Yards	Avg.	Long	TD	Ret.	Yards	Avg.	Long	TD
Sept. 23, 2001	Denver	1	30	30.0	30	0	7	173	24.7	39	0
Sept. 30, 2001	Atlanta	2	26	13.0	18	0	4	78	19.5	24	0
Oct. 7, 2001	At Philadelphia	6	119	19.8	35t	1	5	87	17.4	23	0
Oct. 14, 2001	At Chicago	1	22	22.0	22	0	2	54	27.0	28	0
Oct. 21, 2001	Kansas City	1	11	11.0	11	0	3	90	30.0	42	0
Oct. 28, 2001	At Dallas	1	5	5.0	5	0	4	91	22.7	27	0
Nov. 4, 2001	Philadelphia	2	26	13.0	15	0	3	53	17.7	29	0
Nov. 11, 2001	N.Y. Giants	1	22	22.0	22	0	4	87	21.8	29	0
Nov. 18, 2001	Detroit	3	90	30.0	53	1	5	149	29.8	40	0
Nov. 25, 2001	At San Diego	4	40	10.0	16	0	3	119	39.7	70	0
Dec. 2, 2001	At Oakland	6	90	15.0	21	0	4	61	15.3	21	0
Dec. 9, 2001	Washington	3	33	11.0	22	1	2	19	9.5	17	0
Dec. 15, 2001	At N.Y. Giants	1	4	4.0	4	0	3	59	19.7	23	0
Dec. 23, 2001	Dallas	0	0	0.0	0	0	0	0	0.0	0	0
Dec. 30, 2001	At Carolina	0	0	0.0	0	0	0	0	0.0	0	0
Jan. 6, 2002	At Washington	0	0	0.0	0	0	0	0	0.0	0	0
<b>Totals</b>		<b>32</b>	<b>518</b>	<b>16.2</b>	<b>53</b>	<b>3</b>	<b>49</b>	<b>1,120</b>	<b>22.9</b>	<b>70</b>	<b>0</b>

## 2000

Date	Opponent	Receiving					Kickoff Returns				
		Rec.	Yards	Avg.	Long	TD	Ret.	Yards	Avg.	Long	TD
Sept. 3, 2000	At N.Y. Giants	1	13	13.0	13	0	4	92	23.0	29	0
Sept. 10, 2000	Dallas	0	0	0.0	0	0	4	111	27.8	37	0
Sept. 24, 2000	Green Bay	1	5	5.0	5	0	7	157	22.4	40	0
Oct. 1, 2000	At San Francisco	1	11	11.0	11	0	5	114	22.8	29	0
Oct. 8, 2000	Cleveland	2	8	4.0	4	0	3	93	31.3	44	0
Oct. 15, 2000	Philadelphia	1	7	7.0	7	0	7	168	24.0	35	0
Oct. 22, 2000	At Dallas	1	20	20.0	20	0	6	164	25.7	42	0
Oct. 29, 2000	New Orleans	1	31	31.0	31	0	4	97	24.3	33	0
Nov. 5, 2000	Washington	1	34	34.0	34	0	5	183	36.6	71	0
Nov. 12, 2000	At Minnesota	0	0	0.0	0	0	4	173	43.3	98	1
Nov. 19, 2000	At Philadelphia	1	8	8.0	8	0	6	144	24.0	35	0
Nov. 26, 2000	N.Y. Giants	1	13	13.0	13	0	6	158	26.3	47	0
Dec. 3, 2000	At Cincinnati	2	35	17.5	20	0	4	97	24.3	26	0
Dec. 10, 2000	At Jacksonville	2	12	6.0	7	0	8	193	24.1	32	0
Dec. 17, 2000	Baltimore	0	0	0.0	0	0	4	88	22.0	25	0
Dec. 24, 2000	At Washington	2	22	11.0	11	0	5	134	26.8	49	0
<b>Totals</b>		<b>17</b>	<b>219</b>	<b>12.9</b>	<b>34</b>	<b>0</b>	<b>82</b>	<b>2,186</b>	<b>26.7</b>	<b>98</b>	<b>1</b>



# Freddie Jones

## Tight End

**6-4** **271** **Sixth Year**  
**Unrestricted Free Agent (Chargers), 2002**  
**College: North Carolina**  
**DOB: September 16, 1974**  
**Hometown: Landover, Maryland**

# 85

**Pro Career:** One of two major unrestricted free-agent signings during the off-season ... talented free agent inked three-year contract with Arizona on March 18, 2002, the same day the Cardinals announced a five-year agreement with coveted former Baltimore Raven cornerback Duane Starks ... since arrival in the league as second-round choice (45th overall) by San Diego in 1997 NFL Draft, Jones has caught 260 passes for 2,931 yards and 16 touchdowns ... during that span, only three active tight ends have caught more passes—Kansas City's Tony Gonzales (334), Tennessee's Frank Wycheck (332), and Denver's Shannon Sharpe (299) ... starts in 65 of 74 NFL games ... named second alternate to AFC Pro Bowl squad following 2000 season.

**2001 (Chargers):** Battled through ankle injury to start nine of 14 appearances ... caught 35 passes for 388 yards and four touchdowns ... opened season with one catch for 16 yards in 30-3 win vs. Washington (Sept. 9) ... five grabs for 51 yards at Dallas (Sept. 23), including an 11-yard scoring grab in 32-21 win ... caught three passes for 56 yards in 27-10 victory over Denver (Oct. 21) ... one-yard touchdown catch in 27-24 win

over Buffalo (Oct. 28) ... three catches for 36 yards vs. Kansas City (Nov. 4), including a 20-yard scoring toss from rookie passer Drew Brees, the first scoring toss of his career ... inactive (ankle) at Oakland (Nov. 18) and vs. Arizona (Nov. 25) ... returned with four receptions for 33 yards at Seattle (Dec. 2) ... among three grabs for 70 yards at Philadelphia (Dec. 9) was season-long 34-yarder ... snared three-yard scoring toss at Kansas City (Dec. 23) ... finished season with five catches for 44 yards vs. Seattle (Dec. 30).

**2000 (Chargers):** Led Chargers with career-best 71 receptions for 766 yards (10.8-yard average) and five touchdowns ... 71 catches ranked second among AFC tight ends behind Gonzales (93), 766 yards good for third in conference behind Gonzales (1,203) and Sharpe (810) ... opened season with three catches for 43 yards at Oakland (Sept. 3) ... team-best eight grabs for 82 yards vs. Seattle (Sept. 24) ... seven more snatches for 50 yards at St. Louis (Oct. 1) ... first touchdown of the season on 26-yarder vs. Denver (Oct. 8), one of five catches on the day ... after being shut out at Buffalo (Oct. 15), responded with

(Freddie Jones continued on page 82)

(Freddie Jones continued from page 81)

**career-best 10 receptions** for 111 yards and touchdowns grabs of eight and 21 yards—the latter with 5:38 left in regulation for a 13–12 Charger advantage—vs. Oakland (Oct. 29), a last-second 15–13 defeat ... season-long 44-yarder at Seattle (Nov. 5) ... second multiple-touchdown game occurred four weeks later with four grabs for 47 yards and scoring plays of 20 and seven yards in 17–10 win vs. Kansas City (Nov. 26) ... seven receptions for 69 yards vs. San Francisco (Dec. 3) ... four receptions for 43 yards at Carolina (Dec. 17) ... concluded impressive season with three catches for 14 yards in season finale vs. Pittsburgh (Dec. 24).

□ **1999 (Chargers):** Ranked second on club in receptions (56) and receiving yards (670) and tied for team lead in touchdown receptions (2) ... **one of two offensive players to start every game for Chargers** ... led club with five receptions for 45 yards vs. Indianapolis (Sept. 26) ... team-best four grabs for 48 yards in 21–14 win over Kansas City (Oct. 3) ... five receptions for 74 yards in 13–10 last-second win over Seattle (Oct. 17) ... career-bests seven receptions for 87 yards vs. Green Bay (Oct. 24) ... hooked up with passer Jim Harbaugh four times for 65 yards vs. Denver (Nov., 7), including a seven-yard scoring toss for first touchdown of the season ... matched previous game yardage total on five grabs and an 11-yard touchdown at Oakland (Nov. 9) ... five more receptions for 81 yards in return match with Raiders, a 23–20 Charger win at home.

□ **1998 (Chargers):** Finished sophomore year second on club with **57 pass receptions, the most by a Charger tight end since Hall of Famer Kellen Winslow caught 64 in 1986** ... 57 catches ranked fifth among AFC tight ends ... finished season with a flourish, catching 42 passes in final nine games and at least four passes in 10 games overall ... led 13–7 win at Tennessee (Sept. 13) with five receptions for 41 yards ... six receptions for 81 yards in 27–20 victory over Seattle (Oct. 25), then caught five passes in each of the next five games ... five grabs for 36 yards with a 14-yard scoring catch at Denver (Nov. 8) ... translated his reception production into 78 yards and a 25-yard scoring toss to bring San Diego within 37–31 with

4:18 to play in eventual 38–37 victory over Kansas City (Nov. 22) ... among five catches for 53 yards at Washington (Dec. 6) was 23-yard scoring connection from tailback Terrell Fletcher ... concluded stretch of seven consecutive games with at least five receptions with 51 yards on five catches at Seattle (Dec. 13).

□ **1997 (Chargers):** Earned all-rookie notice by *College & Pro Football Weekly* with 41 receptions for 505 yards and two touchdowns in 13 games (eight starts) ... **41 catches most by Chargers' tight end since Winslow's 53 in 1987** ... despite missing final three games of season with stress fracture in left leg, his **41 receptions tied Charlie Jones (1996) for most receptions by a Charger rookie since John Jefferson caught 56 passes in 1978** ... opened season with four catches for 73 yards at New England (Aug. 31), including a spectacular one-handed grab of a Stan Humphries pass on way to 44-yard scoring play ... 21-yard touchdown grab from Jim Everett in 20–6 win at New Orleans (Sept. 7) ... four catches for 53 yards in 25–10 win at Oakland (Oct. 5) ... season-best yardage total with 81 yards on four receptions at Kansas City (Oct. 16), including a 62-yard catch ... three catches for 48 yards at San Francisco (Nov. 23) ... one catch for four yards vs. Denver (Nov. 30) ... diagnosed with stress fracture in left leg and placed on the injured reserve on Dec. 12 for remainder of season.

□ **College/Personal:** Two-year starter played in all 49 games, including four bowl contests, during impressive career at North Carolina ... concluded Tar Heel career with 67 receptions for 667 yards and six scores ... two-time first-team all-Atlantic Coast Conference pick with 36 receptions for 320 yards and four touchdowns as a senior ... played linebacker, tight end, and fullback at McKinley Tech High School in Washington, D.C. ... 139 tackles and nine sacks on defense, five touchdowns on offense ... in 2001 married Miesha McKelvey, a former track standout at San Diego State University, who was semi-finalist in 100-meter qualifications for the 2000 Summer Olympics in Sydney, Australia ... awarded degree in political science from North Carolina ... born Sept. 16, 1974 in Cheverly, Maryland. □

# Freddie Jones Career Stats

## Receiving

Year	No.	Yards	Average	Long	TD
1997*	41	505	12.3	62	2
1998*	57	602	10.6	28	3
1999*	56	670	12.0	36	2
2000*	71	766	10.8	44	5
2001*	35	388	11.1	34	4
<b>Totals</b>	<b>260</b>	<b>2,931</b>	<b>11.3</b>	<b>62</b>	<b>16</b>

\*San Diego

## Single-Game Bests

**Yards Receiving:** \*111 vs. Oakland., Oct. 29, 2000. **Receptions:** \*10 vs. Oakland, Oct. 29, 2000. **Longest Reception:** \*62 at Kansas City, Oct. 16, 1997. **TDs Receiving:** \*2 vs. Kansas City, Nov. 26, 2000, vs. Oakland, Oct. 29, 2000.  
\*San Diego

## Games

**Games (Starts)**—\*1997: 13 (8), \*1998: 16 (16), \*1999: 16 (16), \*2000: 16 (16), \*2001: 14 (9). **Totals: 75 (65).**

\*San Diego

## 2001 (Chargers)

Date	Opponent	Receptions	Yards	Average	Long	TD
Sept. 9, 2001	Washington	1	16	16.0	16	0
Sept. 23, 2001	At Dallas	5	51	10.2	12	1
Sept. 30, 2001	Cincinnati	0	0	0.0	0	0
Oct. 7, 2001	At Cleveland	3	23	7.7	13	0
Oct. 14, 2001	At New England	2	15	7.5	8	0
Oct. 21, 2001	Denver	3	56	18.7	18	0
Oct. 28, 2001	Buffalo	2	5	2.5	4	1
Nov. 4, 2001	Kansas City	3	36	12.0	20t	1
Nov. 11, 2001	At Denver	0	0	0.0	0	0
Nov. 18, 2001	At Oakland	Inactive (ankle)				
Nov. 25, 2001	Arizona	Inactive (ankle)				
Dec. 2, 2001	At Seattle	4	33	8.3	25	0
Dec. 9, 2001	At Philadelphia	3	70	23.3	34	0
Dec. 15, 2001	Oakland	1	10	10.0	10	0
Dec. 23, 2001	at Kansas City	3	29	9.7	20	1
Dec. 30, 2001	Seattle	5	44	8.8	19	0
<b>Totals</b>		<b>35</b>	<b>388</b>	<b>11.1</b>	<b>34</b>	<b>4</b>

## 2000 (Chargers)

Date	Opponent	Receptions	Yards	Average	Long	TD
Sept. 3, 2000	At Oakland	5	43	8.6	15	0
Sept. 10, 2000	New Orleans	1	19	19.0	19	0
Sept. 17, 2000	At Kansas City	4	45	9.0	16	0
Sept. 24, 2000	Seattle	8	82	10.3	28	0
Oct. 1, 2000	At St. Louis	7	50	7.1	19	0
Oct. 8, 2000	Denver	5	72	14.0	26t	1
Oct. 15, 2000	At Buffalo	0	0	0.0	0	0
Oct. 29, 2000	Oakland	10	111	11.1	21t	2
Nov. 5, 2000	At Seattle	5	86	17.2	44	0
Nov. 12, 2000	Miami	4	39	9.8	14	0
Nov. 19, 2000	At Denver	3	35	11.7	20	0
Nov. 26, 2000	Kansas City	4	47	11.8	20t	2
Dec. 3, 2000	San Francisco	7	69	9.9	25	0
Dec. 10, 2000	At Baltimore	1	11	11.0	11	0
Dec. 17, 2000	At Carolina	4	43	10.8	20	0
Dec. 24, 2000	Pittsburgh	3	14	4.7	7	0
		<b>71</b>	<b>766</b>	<b>10.8</b>	<b>44</b>	<b>5</b>

## 1999 (Chargers)

Date	Opponent	Receptions	Yards	Average	Long	TD
Sept. 19, 1999	At Cincinnati	1	3	3.0	3	0
Sept. 26, 1999	Indianapolis	5	45	9.0	11	0
Oct. 3, 1999	Kansas City	4	48	12.0	18	0
Oct. 10, 1999	At Detroit	2	9	4.5	9	0
Oct. 17, 1999	Seattle	5	74	14.8	20	0
Oct. 24, 1999	Green Bay	7	87	12.4	21	0
Oct. 31, 1999	At Kansas City	4	57	14.3	21	0
Nov. 7, 1999	Denver	4	63	16.3	25	1
Nov. 14, 1999	At Oakland	5	65	13.0	21	1
Nov. 21, 1999	Chicago	4	36	9.0	13	0
Nov. 28, 1999	At Minnesota	1	7	7.0	7	0
Dec. 5, 1999	Cleveland	4	42	10.5	20	0
Dec. 12, 1999	At Seattle	2	30	15.0	17	0
Dec. 19, 1999	At Miami	2	10	5.0	5	0
Dec. 26, 1999	Oakland	5	81	16.2	36	0
Jan. 2, 2000	At Denver	1	11	11.0	11	0
		<b>56</b>	<b>670</b>	<b>12.0</b>	<b>36</b>	<b>2</b>



# Thomas Jones

## Running Back

5-10 □ 220 □ Third Year

First Round (7th), 2000

College: Virginia

DOB: August 19, 1978

Hometown: Big Stone Gap, Virginia

# 26

**□ Pro Career:** Endured frustrating 2000 rookie season, then served as back-up to starter Michael Pittman most of last year ... in 30 pro games (six starts), has rushed for 763 yards on 224 attempts with seven touchdowns and caught 53 passes for 359 yards.

**□ 2001:** Good start and finish to sophomore season with 112 rushing attempts for 380 yards (3.4-yard average) and five touchdowns, 21 pass receptions for 151 yards (7.2-yard average) in 16 games, including starting roles in first two contests of season while Pittman served one-game suspension ... opened vs. Denver (Sept. 23) at running back and collected 65 yards rushing on 17 carries, including a one-yard scoring run on the first play of the second quarter to give Cards 10-0 lead ... long run of the day was 21-yarder midway through fourth quarter on Cardinal scoring drive ... also caught one pass for 13 yards ... gained 21 yards on four carries and caught four passes for 53 yards as he split tailback duties with Pittman vs. Atlanta (Sept. 30) ... came off bench in first quarter at Chicago (Oct. 14) to spell Pittman (concussion) with six carries for 14 yards and two pass receptions for 27 yards ... among his seven rushes for 26 yards vs. Kansas City (Oct. 21) was a 13-yard scoring burst in the fourth quarter of 24-16 victory ... capped a 13-play, 94-yard scoring drive in first quarter with three-yard scoring run in 45-38 win over Detroit (Nov. 18) ... also met blitz in third quarter as quarterback Jake Plummer delivered a 68-yard touchdown strike to Frank Sanders ... provided change of pace at Oakland (Dec. 2) with 10 carries for 36 yards and a five-yard touchdown run in first quarter ... four carries for 18 yards and three receptions for 12 yards in 17-10 win over Dallas (Dec. 23) ... second consecutive game with spirited rushing effort at Carolina (Dec. 30), collecting season-best 69 yards on 16 carries, including six runs of five yards or better ... converted third downs with runs of 13 yards on third-and-10, and six yards on third-and-three, on Cards' final possession as Arizona ran out clock with three consecutive kneel-downs ... concluded season at

Washington (Jan. 6) with 26 yards on seven carries and one pass reception for nine yards.

**□ 2000:** Began campaign as starting tailback and ended the year battling pneumonia and pleurisy ... finished rookie season with 112 carries for 373 yards and two touchdowns and caught 32 passes for 208 yards in 14 games (four starts) ... named Cards' starting tailback on Aug. 28, the first Monday of the regular season, then yielded to Pittman after four games ... **first NFL start at N.Y. Giants (Sept. 3)** produced 16 yards on 12 carries and 18 yards on four pass receptions ... opened 32-31 win vs. Dallas (Sept. 10) with eight carries for 23 yards on opening possession ... caught 20-yarder from Plummer to the Dallas 36-yard line to set up a 54-yard field goal by Cary Blanchard that cut the Cowboy lead to 21-13 at halftime ... opened vs. Green Bay (Sept. 24) with nine-yard burst on first play from scrimmage, then throttled to just 15 net yards on next nine rushing attempts ... accounted for 36 yards and a four-yard scoring run, **his first NFL touchdown**, on 10 rushing attempts and caught four passes for 15 yards at San Francisco (Oct. 1) ... passed the starting baton to Pittman vs. Cleveland (Oct. 8) ... scored on 10-yard run over right guard in second quarter then delivered the ball to Pittman as a show of appreciation for the latter's efforts to put the club in scoring position for Jones' run ... scooted 29 yards on final play of first half vs. Philadelphia (Oct. 15) ... led Cards in rushing at Dallas (Oct. 22) with 50 yards on 11 attempts and caught two passes for 15 yards ... provided solid change-of-pace in backfield vs. New Orleans (Oct. 29) with six carries for 26 yards and two pass receptions for 19 yards ... kept scoring drive going with third-and-one conversion, added a three-yard pass reception on next play, then popped for six more yards on third consecutive handle of the ball ... later in the drive added a 14-yard pass reception to the Saints' 21-yard line, then added a five-yard rush to the 16-yard line on next play to set up field goal ... 16 yards on four carries and one catch for five yards in 16-15 win over Washington (Nov. 5) ... despite battling walking pneumonia during practice the

week prior to the contest at Philadelphia (Nov. 19), managed one carry for two-yard loss and three catches for 38 yards ... declared Friday inactive for outing at Cincinnati (Dec. 3) ... back into the swing at Jacksonville (Dec. 10) and impressed with 40 yards on seven carries, including fourth-quarter runs of 13 and 17 yards ... came off the bench when Pittman left game with concussion in first quarter vs. Baltimore (Dec. 17) and generated 80 yards from scrimmage with 14 carries for 39 yards and team-best seven pass receptions for 41 yards ... in fourth quarter alone, caught six passes for 36 yards and twice converted third-down situations with a 12-yard catch and three-yard run in potential game-winning drive as Cards were stopped on downs at the Raven 12-yard line ... concluded first season as Friday inactive at Washington (Dec. 24), suffering affects of walking pneumonia first experienced earlier in season.

□ **College/Personal:** One of the nation's finest running backs as a senior at the University of Virginia ... *fourth on Atlantic Coast Conference (A.C.C.) career list with 3,998 yards rushing broke Virginia's career mark of 3,389 yards by current N.Y. Giant Tiki Barber (1993-96) ... second in Cavalier annals with 18 100-yard games ... 34 consecutive starts, a school record for running backs ... 10th in A.C.C. and third in school history with 4,698 career all-purpose yards ... holds A.C.C. career record with six 200-yard rushing performances ... also established Virginia career records of 809 carries, 36 touchdowns, and 40 total scores ... 16 consecutive games scoring at least one touchdown (1997-99), another A.C.C. record ... third highest Cavalier draft choice in school history behind running back "Bullet Bill" Dudley (first overall, Pittsburgh, 1942) and tackle Jim Dombrowski (sixth overall, New Orleans, 1986) ... as a senior, became third running back in A.C.C. history (first since Ted Brown of North Carolina State, 1978) and the first in Virginia annals since Dudley in 1941 to earn consensus first team all-America honors ... all-A.C.C. first team and conference player-of-the-year ... one of three finalists for the Doak Walker Award, given annually to the nation's top college running back ... finished eighth in Heisman Trophy balloting ... ranked third in nation in rushing (163.5 yards per game) and all-purpose yardage (187.6) ... led nation with four 200-yard rushing efforts ... set UVa single-season record with 334 carries for 1,798 yards (5.4-yard aver-*

*age) and 16 touchdowns ... also caught 22 passes for 239 yards (10.9-yard average) and a score ... adding 17 punt-return yards, amassed A.C.C. single-season record 2,054 all-purpose yards ... first Florida State opponent in 23 games to gain 100 rushing yards with 164 yards and a touchdown on 26 attempts ... first player in A.C.C. history to reach 200 yards rushing and 100 yards receiving in one game with 32 carries for 221 yards on the ground and 110 yards on two receptions in the air, including an 84-yard scoring play vs. Buffalo ... first team all-A.C.C. as junior with 238 carries for 1,303 yards (5.5-yard average) and 11 touchdowns ... exploded for 203 yards on 23 attempts with touchdown runs of 80 and one yards against San Jose State ... 80-yard run was fourth longest in Virginia history ... 207 yards on 27 attempts with touchdown runs of two and 65 yards vs. Georgia Tech in next outing made Jones the third player in A.C.C. history to rush for over 200 yards in consecutive games ... on first carry as a Cavalier freshman, burst 57 yards against Central Michigan, the longest run in school history by a player on his first carry ... held Virginia high school single-season rushing records for yardage (3,319 in 1994), touchdowns (49 in 1995), and career touchdowns (104 from 1992-95) when he graduated from Powell Valley High School in Big Stone Gap, Virginia, a small (population 4,750), picturesque Appalachian Mountains mining community tucked into the southwest corner of Virginia near the Kentucky and Tennessee borders ... gained 462 yards rushing against J.I. Burton H.S. in 1994 ... featured in *Sports Illustrated's* "Faces in the Crowd" in January, 1996 ... four-year starter in basketball and four-year letter winner in track ... earned May, 1999 bachelor's degree in psychology in three years at Virginia ... played senior season as a graduate student ... one of seven children ... younger brother Julius, named after basketball great Julius Irving, a running back and kick returner at Notre Dame ... Julius returned a kick-off 100 yards for a touchdown against top-ranked Nebraska in 2000, and a punt 67 yards for a touchdown vs. Boston College in 1999 ... parents Thomas and Betty Jones, sisters Gwen, Beatrice, Knetris, Knetta, and Katrice ... uncle, Ed Clark, played football at Purdue and with the Hamilton TigerCats of the Canadian Football League ... born Aug. 19, 1978 in Big Stone Gap, Virginia. □*

(Thomas Jones continued on page 86)

## Thomas Jones Career Stats

### Rushing

Year	No.	Yards	Average	Long	TD
2000	112	373	3.3	29	2
2001	112	380	3.4	21	5
<b>Totals</b>	<b>224</b>	<b>753</b>	<b>3.4</b>	<b>29</b>	<b>7</b>

### Receiving

Year	No.	Yards	Average	Long	TD
2000	32	208	6.5	20	0
2001	21	151	7.2	18	0
<b>Totals</b>	<b>53</b>	<b>359</b>	<b>6.8</b>	<b>20</b>	<b>0</b>

### Games

Games (Starts)—2000: 14 (4), 2001: 16 (2). Totals: 30 (6).

### Single-Game Bests

Yards Rushing: 70 vs. Dallas, Sept. 10, 2000. Rushing Attempts: 23 vs. Dallas, Sept. 10, 2000. Longest Run: 29 vs. Philadelphia, Oct. 15, 2000. TDs Rushing: 1 seven times. Yards Receiving: 53 vs. Atlanta, Sept. 30, 2001. Receptions: 7 vs. Baltimore, Dec. 17, 2000. Longest Reception: 20 vs. Dallas, Sept. 10, 2000. TDs Receiving: None.

### 2001

Date	Opponent	Rushing					Receiving				
		Att.	Yards	Avg.	Long	TD	Rec.	Yards	Avg.	Long	TD
Sept. 23	Denver	17	65	3.8	21	1	1	13	13.0	13	0
Sept. 30, 2001	Atlanta	5	21	4.2	12	0	4	53	13.3	18	0
Oct. 7, 2001	At Philadelphia	5	13	2.6	5	0	0	0	0.0	0	0
Oct. 14, 2001	At Chicago	6	14	2.3	4	0	2	17	8.5	10	0
Oct. 21, 2001	Kansas City	7	26	3.7	13t	1	0	0	0.0	0	0
Oct. 28, 2001	@ Dallas	1	-1	-1.0	-1	0	4	21	5.3	10	0
Nov. 4, 2001	Philadelphia	6	14	2.3	5	0	0	0	0.0	0	0
Nov. 11, 2001	N.Y. Giants	5	15	3.0	8	0	0	0	0.0	0	0
Nov. 18, 2001	Detroit	2	3	1.5	3t	1	0	0	0.0	0	0
Nov. 25, 2001	At San Diego	5	22	4.4	10	0	1	9	9.0	9	0
Dec. 2, 2001	At Oakland	10	36	3.6	10	1	1	10	10.0	10	0
Dec. 9, 2001	Washington	2	2	1.0	1	0	0	0	0.0	0	0
Dec. 15, 2001	At N.Y. Giants	14	37	2.6	12	0	3	4	1.3	8	0
Dec. 23, 2001	Dallas	4	18	4.5	8	0	3	12	4.0	5	0
Dec. 30, 2001	At Carolina	16	69	4.3	13	0	1	3	3.0	3	0
Jan. 6, 2002	At Washington	7	26	3.7	11	1	1	9	9.0	9	0
<b>Totals</b>		<b>112</b>	<b>380</b>	<b>3.4</b>	<b>21</b>	<b>5</b>	<b>21</b>	<b>151</b>	<b>7.2</b>	<b>18</b>	<b>0</b>

### 2000

Date	Opponent	Rushing					Receiving				
		Att.	Yards	Avg.	Long	TD	Rec.	Yards	Avg.	Long	TD
Sept. 3	At N.Y. Giants	12	16	1.3	7	0	4	18	4.4	6	0
Sept. 10	Dallas	23	70	3.0	9	0	2	30	15.0	20	0
Sept. 24	Green Bay	10	24	2.4	9	0	2	3	1.5	3	0
Oct. 1	At San Francisco	10	36	3.6	13	1	4	15	3.8	11	0
Oct. 8	Cleveland	6	9	1.5	10t	1	0	0	0.0	0	0
Oct. 15	Philadelphia	3	35	11.7	29	0	1	3	3.0	3	0
Oct. 22	At Dallas	11	50	4.5	16	0	2	15	7.5	8	0
Oct. 29	New Orleans	6	26	4.3	7	0	3	19	6.3	14	0
Nov. 5	Washington	4	16	4.0	6	0	1	5	5.0	5	0
Nov. 12	At Minnesota	3	3	1.0	2	0	2	17	8.5	11	0
Nov. 19	At Philadelphia	1	-2	-2.0	-2	0	3	38	12.7	15	0
Nov. 26	N.Y. Giants	2	11	5.5	12	0	1	4	4.0	4	0
Dec. 3	At Cincinnati	Inactive									
Dec. 10	At Jacksonville	7	40	5.7	17	0	0	0	0.0	0	0
Dec. 17	Baltimore	14	39	2.8	13	0	7	41	5.9	12	0
Dec. 24	At Washington	Inactive									
<b>Totals</b>		<b>112</b>	<b>373</b>	<b>3.3</b>	<b>29</b>	<b>2</b>	<b>32</b>	<b>208</b>	<b>6.5</b>	<b>20</b>	<b>0</b>



# Pete Kendall

## Guard

**6-5** **288** **Seventh Year**  
**UFA (Seahawks), 2001**  
**College: Boston College**  
**DOB: July 9, 1973**  
**Hometown: Weymouth, Massachusetts**

**66**

❑ **Pro Career:** One of NFL's most coveted free agents in 2001 off-season signed with Arizona on March 12, 2001 ... high-character ironman throughout NFL career ... *started 75 of 76 games with Seattle, including his last 73 consecutive contests* ... former 1996 first-round draft choice (21st overall) by Seahawks from *Boston College where he played for current Arizona offensive line coach George Warhop as a junior and senior.*

❑ **2001 (Cardinals):** Started first 11 games at left guard ... suffered foot sprain at Oakland (Dec. 2) ... *inactive vs. Washington (Dec. 9) to end string of consecutive starts at 84* ... spent two more games on inactive list, then placed on injured reserve Dec. 26 ... injury diagnosed as LisFranc ligament sprain ... surgery to insert four screws in his left foot performed by Dr. William Hamilton on Jan. 18, 2002 ... procedure involved placing a screw in his left foot to stabilize the tarsal/metatarsal joint to allow the LisFranc ligament to heal.

❑ **2000 (Seahawks):** *Ran consecutive starting streak to 73 games at left guard* ... highlight of season at Denver (Dec. 10) as offensive line did not allow a sack in consecutive games for the first time in 324 contests ... only missed playing time due to stinger in first quarter at Carolina (Oct. 8) and fourth-quarter concussion at Oakland (Oct. 22).

❑ **1999 (Seahawks):** Started all 16 regular-season games and one playoff contest vs. Miami (Jan. 9) ... named second team all-pro by *Football Digest* ... anchored offensive line that enabled quarterback Jon Kitna to rank fourth in AFC with 3,346 passing yards ... Seattle's 25 touchdown passes ranked second to Indianapolis in the conference.

❑ **1998 (Seahawks):** Started 16 games at left guard and also saw spot action at center ... helped Seattle explode for 406 yards in total offense in 38-0 win at Philadelphia (Sept. 6) in season opener ... played over three quarters at center vs.

Oakland (Nov. 1) after starter Kevin Glover left in the first quarter with a back injury ... also played center for one series vs. N.Y. Jets (Nov. 29).

❑ **1997 (Seahawks):** Missed just five of 1,042 plays on offense as starting left guard ... missed one play vs. San Diego (Sept. 21) and four at Baltimore (Dec. 7) ... *member of offensive line that helped club establish franchise records for total yards (5,759) and passing yards (4,187)* ... Seahawks finished season ranked fifth in NFL.

❑ **1996 (Seahawks):** *Second Seattle rookie to start season opener at guard since Edwin Bailey in 1981* ... started 11 of 12 games ... missed four contests with knee injury ... returned to action in reserve role at Kansas City (Oct. 17) ... finished season as starter.

❑ **College/Personal:** *Four-year starter at Boston College and two-time all-Big East Conference selection as junior and senior* ... started at right guard as freshman and concluded career at left tackle ... awarded degree in marketing from Boston College in 1995 ... *consensus prep all-America and New England player-of-the-year at Archbishop Williams High School in Braintree, Mass. ... also all-scholastic pick and one of 11 players to earn National Football Foundation and Hall of Fame scholar-athlete award recognition* ... all-Catholic league honors as first baseman in baseball ... father, Pete, played football at Rhode Island and a retired member of the Quincy, Massachusetts police department ... part of Seattle offensive line that contributed over \$40,000 in 1997 through its "Building Blocks for Kids" program to build a pediatrics playroom at Kirkland (Wash.) Evergreen Hospital ... hosted radio show on a Seattle all-sports station as a Seahawk ... wife Michelle ... sons Peter and Andrew, daughter Madison ... the family resides in Tempe, Arizona. ❑

(Pete Kendall continued on page 86)

## Pete Kendall Career Stats

### Games

Games (Starts)—\*1996: 12 (11), \*1997: 16 (16), \*1998: 16 (16), \*1999: 16 (16), \*2000: 16 (16), 2001: 11 (11). Totals: 87 (86), Cards: 11 (11).  
\*Seattle



# Kwamie Lassiter

## Free Safety

6-0  207  Eighth Year  
Free Agent, 1995  
College: Kansas  
DOB: December 3, 1969  
Hometown: Newport News, Virginia

# 42

**Pro Career:** Former free agent initially earned roster spot due to ability to play cornerback and safety and has developed into one of the top free safeties in the NFL as Cardinals' designated "franchise player" ... fearless hitter ... **led NFC with eight interceptions in 1998 despite starting just five games ... nine pickoffs last year led NFL safeties and ranked second overall in the NFC** ... soft-spoken manner belies hitting ability and aggressive temperament ... has started every game the past three seasons with 453 tackles and 12 interceptions during that span ... overall in 99 NFL games (54 starts), owns career totals of 325 solo tackles, 267 assists, 4 quarterback sacks, 22 interceptions, 26 passes defended, 6 tackles for loss, 3 fumble recoveries, and 5 forced fumbles ... **owns stretch of 94 consecutive games played entering 2002 season.**

**2001:** Team-best and career-high 100 solo tackles (169 combined) and nine interceptions as **Pro Bowl alternate ... interception total ranked second in NFC to Tampa Bay cornerback Ronde Barber** ... named NFC defensive player-of-the-month for November with 37 tackles, 4 interceptions, 3 pass deflections, and 1 quarterback sack in four games ... double-digit tackle totals in 10 games and at least five solo tackles in 13 outings ... opened season vs. Denver (Sept. 23) with 12 overall stops, including team-best eight solo tackles, and added a pass deflection ... led secondary with 10 combined tackles and his first interception of the season, a first-quarter pickoff that Cards converted into a touchdown and 14-0 lead, in 21-20 win at Philadelphia (Oct. 7) ... second interception at Chicago (Oct. 14) with fourth-

quarter pickoff of Bear quarterback Jim Miller at the Arizona 34-yard line ... 12 tackles to lead all Card defensive backs and added one solo tackle on kick coverage ... **intercepted a pass for the third consecutive game** vs. Kansas City (Oct. 21) with fourth-quarter pickoff of quarterback Trent Green at the 40-yard line that Cards converted into a touchdown and 24-9 lead ... 7 solo tackles, 1 assist, and 1 pass deflection in 24-16 win ... paced defensive secondary with eight solo tackles, 10 combined stops, and fourth interception of the season on final play of first half vs. Philadelphia (Nov. 4) ... eight tackles, two pass deflections vs. N.Y. Giants (Nov. 11) and fifth pass interception in six games, a pickoff of quarterback Kerry Collins on opening possession of second half, as Cards converted the possession into a field goal to narrow Giant lead to 14-10 ... on next Giants' possession, sacked Collins on fourth-and-goal at Card one-yard line with four-yard drop to turn away another scoring threat ... hand in all three Cardinal turnovers in 45-38 win over Detroit (Nov. 18) ... two fourth-quarter interceptions and batted another pass in the air on a blitz that teammate Fred Wakefield intercepted and returned 20 yards for a touchdown ... added six tackles in addition to his turnover achievements ... led secondary with 13 combined tackles and added a forced fumble on Charger back LaDarian Tomlinson in third quarter that Cardinal teammate Ronald McKinnon recovered at Charger 36-yard line in 20-17 victory at San Diego (Nov. 25) ... validated NFC defensive player-of-the-month for November honor earlier in the week with 12 combined tackles and a first-quarter interception at the Cards' nine-yard line to

thwart a Raider scoring drive in 34-31 overtime victory at Oakland (Dec. 2) ... led Cardinal defense vs. Washington (Dec. 9) with 16 combined tackles (12 solo to match a career single-game best) and added one assist on kick-coverage units ... 12 combined stops at N.Y. Giants (Dec. 15) ... ninth interception of the season vs. Dallas (Dec. 23) with second-quarter pickoff at the Cowboy 47-yard line as Cards converted the turnover into a field goal and 17-10 halftime advantage ... seven combined tackles and a pass defensed as he and fellow safety Pat Tillman delivered several timely blows to Panther receivers to break up pass attempts in 30-7 win at Carolina (Dec. 30) ... concluded Pro Bowl-caliber season with 16 combined tackles at Washington (Jan. 6), including nine solo stops and a tackle for loss.

□2000: Finished third on team with **career-best 144 total tackles** (68 solos), 4 pass deflections, 2 tackles for loss, 1 interception, 1 fumble recovery, and 2 forced fumbles ... 6 tackles, 1 forced fumble on punt-return coverage, and 1 recovered onside kick on special teams ... top effort of season with 22 total tackles (12 solos) at Cincinnati (Dec. 3) ... matched team single-game best of 12 solo stops by safety Pat Tillman and middle linebacker Ronald McKinnon ... **the 22 combined tackles also equalled outside linebacker Rob Fredrickson's 1999 effort as the franchise's modern-era record** ... snuffed New York Giant scoring threat in season opener at the Meadowlands (Sept. 3) with third quarter end-zone interception and 11-yard return to set up Cards first scoring drive ... added six combined tackles from scrimmage and four blocks on kick-return units ... led Cards with seven solo tackles vs. Dallas (Sept. 10) and stripped Cowboy running back Emmitt Smith at the Card 34-yard line, a fumble that defensive end Corey Sears recovered to stop a Dallas drive ... Cards turned the take-away into a touchdown and 10-7 lead early in the second quarter of 32-31 victory ... followed with another active game vs. Green Bay (Sept. 24) with 7 combined tackles, 1 deflected pass, and 1 forced and recovered fumble ... Lassiter stripped Packer running back Herbert Goodman to cause the fumble in the fourth quarter and made the recovery ... eight combined tackles at San Francisco (Oct. 1) ... seven combined tackles in 29-21 win over Cleveland (Oct. 8) ... 9 tackles, 1 deflected pass, and 1 recovered onside kick in the fourth quarter at Dallas (Oct. 22) ... 11 tackles, 1 hurry, and 2 tackles on special teams in 16-15 win over Washington (Nov. 5) ... four tackles from scrimmage and one tackle on kick coverage before leaving game at Philadelphia (Nov. 19) in second half with knee sprain ... **career-best 22 combined tackles at Cincinnati (Dec. 3)**, including 12 solo stops, 10 assists, and 2 tackles for loss as he and fellow safety Tillman (20 tackles) combined for 42

stops playing more as linebackers than defensive backs against Bengal running back Corey Dillon (35 rushes, 216 yards) ... followed with 12 tackles at Jacksonville (Dec. 10) ... 14 stops vs. Baltimore (Dec. 17) ... concluded season with four solo tackles and four assists at Washington (Dec. 24).

□1999: First full season as a starter produced 140 tackles (76 solos), 8 pass deflections, 2 tackles for loss, 2 interceptions, and 2 fumble recoveries ... **78-yard interception return for touchdown vs. Philadelphia (Dec. 5) equalled fifth longest in Cardinal history** ... added 15 tackles and 45 "blocks" on special teams ... set the table for comeback victory at Philadelphia (Sept. 12) in season opener with 31-yard interception return in fourth quarter for game-winning field goal as time expired in 25-24 win ... cornerback Corey Chavous knocked a pass out of the hands of Eagle receiver Brian Finneran on first play following two-minute warning, and Lassiter plucked the ball out of the air and returned the interception to the Eagle 43-yard line ... nine combined tackles (five solos) and three solo stops on kick coverage ... nine tackles and second consecutive game with a turnover at Miami (Sept. 19) as strong safety Tommy Bennett ran down Dolphin wide receiver O.J. McDuffie and punched the ball loose for the trailing Lassiter to recover at the Cardinal 34-yard line ... nine combined stops for third consecutive game vs. San Francisco (Sept. 27) ... eight combined tackles at Dallas (Oct. 3) ... seven tackles and a fumble recovery near the sideline after end Andre Wadsworth tomahawked Giant passer Collins at New York's 22-yard line, setting up Cardinal score four plays later for 7-0 lead in eventual 14-3 victory ... 13 combined tackles vs. Washington (Oct. 17), his first double-digit game of the season ... duplicated the total at N.Y. Jets (Nov. 7) ... eight combined tackles and deflected pass in 23-19 win over Detroit (Nov. 14) ... nine tackles and timely stalemate of Smith on fourth-and-one at Card nine-yard line with three minutes remaining in 13-9 win over Dallas (Nov. 21) ... Card defensive coordinator Dave McGinnis called Lassiter's stop "one of the finest face-up tackles I've seen as a safety make in a lot of years" ... added one solo tackle and two assists on special teams ... led defense with five solo tackles and a hurry in 34-24 win at N.Y. Giants (Nov. 28) ... combined 11 tackles with the 78-yard interception return for a touchdown in the first quarter of 21-17 triumph over Philadelphia (Dec. 5) ... the Donovan McNabb pass was deflected by cornerback Aeneas Williams ... also made game-saving deflection near end of contest ... paced Card secondary with 11 tackles and batted down one pass vs. Buffalo (Dec. 19) ... led secondary with 11 combined tackles and knocked away two passes at Atlanta (Dec. 26) ... five tackles and two pass deflections

(Kwamie Lassiter continued on page 90)

(Kwamie Lassiter continued from page 89)

in season finale at Green Bay (Jan. 2).

□**1998:** Though role was limited early in season to nickel back and special-teams duty, play-making ability resulted in elevation to starting role at free safety for final five games of season ... *one-man show in 16-13 playoff-clinching win over San Diego (Dec. 27) with four interceptions to tie NFL single-game record (shared by many)* ... snared one Charger pass in each quarter to push season total to eight and earn NFC defensive player-of-the-week honors ... made diving interception of quarterback Bobby Hoying pass with one minute left in first half of 17-3 win vs. Philadelphia (Sept. 20) ... second interception of season vs. Oakland (Oct. 4) ... picked off Raider passer Jeff George at the Oakland 40-yard line and returned the ball 26 yards to the 14-yard line to set up Cards' first touchdown and 7-0 lead ... added a pass defensed and an assisted tackle ... two tackles from scrimmage and teamed with Mario Bates to strip Chicago returner Glyn Milburn of the ball at 19-yard line as Cards converted the turnover into a touchdown and a 17-0 halftime lead ... third interception when he snuffed a Lion scoring threat with a pick at the Card 12-yard line near end of first half of 17-15 win at Detroit (Nov. 1) ... also separated Lion return man Terry Fair from the football on second-quarter punt return, a fumble teammate Zack Walz recovered ... Cards turned the possession into a touchdown and a 7-3 lead ... provided two timely plays in 45-42 win at Washington (Nov. 22) ... forced Redskin returner Brian Mitchell to fumble first-quarter punt that Cards converted into field goal and 3-0 lead ... later snatched pass deflected by Redskin receiver Michael Westbrook for game-saving interception with 62 second left ... promoted to starting role at free safety in place of rookie Tillman at Kansas City (Nov. 29), responding with 7 solo stops, 5 assists, and 1 forced fumble (Chief running back Kimble Anders) ... teamed with Bennett vs. N.Y. Giants (Dec. 6) to combine for 24 tackles (12 apiece) ... in the contest, Lassiter posted 5 solo stops, 7 assists, and 1 third-quarter forced fumble (Giant tight end Howard Cross) ... also made one solo stop and two assists on special teams ... double-digit tackling effort again as starter at Philadelphia (Dec. 13) with 11 combined tackles and one deflected pass as he hit Eagle fullback Kevin Turner with a fierce hit over the middle to prevent a long gain in 20-17 overtime win ... led Card defensive backs with nine combined tackles in 19-17 win over New Orleans (Dec. 20) ... closed season in grand style with one interception of Charger passer Craig Whelihan in each quarter vs. San Diego (Dec. 27) and added 11 combined tackles in landmark effort ... *the Charger contest marked the first time since 1985 (Deron Cherry, K.C. Chiefs) a player had four interceptions in*

*one game ... third Cardinal to turn the trick, following Bob Nussbaumer, Chicago Cardinals, 1949; Jerry Norton, St. Louis Cardinals, 1960-61 ... six tackles and batted away a pass in wild-card playoff win at Dallas (Jan. 2) ... added 14 combined stops in divisional playoff loss at Minnesota (Jan. 10).*

□**1997:** Played key role in team's nickel defensive package as extra defensive back ... 43 tackles (24 solo), 3 quarterback sacks, 1 interception, and 1 pass defensed ... also collected 14 tackles and 62 "blocks" on special teams to rank second to Anthony Edwards ... two solo stops and one assist in 25-22 win over Dallas (Sept. 7) ... *first NFL quarterback sack vs. N.Y. Giants (Oct. 12)* when he dropped Giant passer Danny Kanell for an 11-yard loss in the third quarter ... fine overall game at Philadelphia (Oct. 19) with four tackles, interception of Eagle quarterback Rodney Peete inside the Cards' 20-yard line to spoil a scoring drive, and a sack of Peete for -10 yards to push the Eagles out of field-goal position in the fourth quarter ... in return match with Eagles (Nov. 2), notched three solo stops and a pair of assists in 31-21 Cardinal win ... with free safety Brent Alexander still tired after spending night with wife in hospital, given starting nod vs. Washington (Dec. 7) ... on first play from scrimmage, however, suffered a compound fracture of his left ring finger ... had it reduced on the sidelines, x-rayed, sutured, and taped before returning to the game in the second quarter ... nine tackles and a sack in courageous effort ... eight tackles in season-ending 29-26 win over Atlanta (Dec. 21).

□**1996:** Played in final 14 games after being inactive for first two contests ... 15 solo stops, 5 assists, 2 passes defensed, 1 interception, and 7 special-teams tackles ... two solo tackles and one deflected pass in 28-14 win at New Orleans (Sept. 22) ... two tackles in 13-9 win over Tampa Bay (Oct. 20) ... first career interception off tipped pass in 37-34 overtime win at Washington (Nov. 10).

□**1995:** Credited with 3 solo tackles, 3 assists, and 1 hurry during injury-abbreviated rookie season ... also five tackles on special teams ... played in first five games before suffering a broken ankle during practice prior to the Oct. 8 game at the N.Y. Giants ... took the snap in fourth-and-two situation as the up-back in punt formation at Philadelphia (Sept. 10) but was stopped just inches short of a first down ... relieved injured cornerback Aeneas Williams at Dallas (Sept. 24) for 45 plays, posting three solo tackles and three assists.

□**College/Personal:** Three-year starter at Kansas ... career totals of 111 solo tackles, 53 assists, 7 interceptions, and 7 passes defensed ... earned second team all-Big Eight Conference honors in 1994 with 44 tackles, 32 assists, 3 interceptions, and 5 passes defensed ... seven interceptions ranked ninth in Jayhawk history ... granted

extra year of eligibility after suffering a broken collarbone in the second game of the 1993 season ... named *Sports Illustrated* defensive player-of-the-week as a junior against Oklahoma State with 2 interceptions, 1 forced fumble, 2 pass deflections, and 11 tackles ... played two seasons at Butler County (Kan.) Community College ... earned second team junior college all-America honors as a sophomore in 1990 ... Lassiter and wife Ericka established the non-profit "Lassiter's

TACKLE Foundation" in 1999 ... the acronym TACKLE stands for Teaching All Children to Kickoff Leadership Through Education ... the foundation focuses toward supplying necessary resources to motivate children to excel in school ... son Kwamie II, twin boys Kwinton and Kwincy, and adopted nephew Eric ... attended Menchville High School in Newport News, Va. ... born Dec. 3, 1969. □

## Kwamie Lassiter Career Stats

### Tackles-QB Sacks

Year	Solo	Assists	Total	QB Sacks
1995	3	3	6	0
1996	15	5	20	0
1997	24	19	43	3
1998	33	35	68	0
1999	76	64	140	0
2000	68	76	144	0
2001	100	69	169	1
<b>Totals</b>	<b>319</b>	<b>271</b>	<b>590</b>	<b>4</b>

### Additional Statistics

Two fumble recoveries, 1999, one fumble recovery, 2000, 2001. Three punt returns, one fair catch, 11 yards, 2001.

### Games

Games (Starts)—1995: 5 (0), 1996: 14 (0), 1997: 16 (1), 1998: 16 (5), 1999: 16 (16), 2000: 16 (16), 2001: 16 (16). **Totals: 99 (54).**

### Interceptions

Year	No.	Yards	Average	Long	TD
1995	0	0	0.0	0	0
1996	1	20	20.0	20	0
1997	1	10	10.0	10	0
1998	8	80	10.0	29	0
1999	2	110	55.0	78	1
2000	1	11	11.0	11	0
2001	9	80	8.9	25	0
<b>Totals</b>	<b>22</b>	<b>311</b>	<b>14.1</b>	<b>78</b>	<b>1</b>

### Single-Game Bests

**Combined Tackles:** 22 at Cincinnati, Dec. 3, 2000. **Solo Tackles:** 12 vs. Washington, Dec. 9, 2001; at Cincinnati, Dec. 3, 2000; at Minnesota, Jan. 10, 1999. **Interceptions:** 4 vs. San Diego, Dec. 27, 1998. **Passes Defensed:** 2 vs. N.Y. Giants, Nov. 11, 2001; at Green Bay, Jan. 2, 2000; at Atlanta, Dec. 26, 1999.



Justin Lucas

Safety

**5-10** □ **198** □ **Fourth Year**  
**Free Agent, 1999**  
**College: Abilene Christian**  
**DOB: July 15, 1976**  
**Hometown: Victoria, Texas**

41

□ **Pro Career:** Versatile performer can play all defensive backfield positions ... in three seasons, owns 67 tackles in 29 games (four starts) ... played primarily on special teams as a rookie, extensive action from scrimmage in 2000, started four games at strong safety last year.

□ **2001:** In 13 games (four starts), registered 42 tackles (25 solo), 2 tackles for loss, 2 pass deflections ... also led team with 60 blocks on special teams and added seven tackles on kick-coverage units ... missed three mid-season games with sprained ankle ... responded to extended playing time at Philadelphia (Oct. 7) after loss of starting strong safety Pat Tillman (ankle), register-

ing 5 tackles from scrimmage, 2 tackles, and 7 blocks on kick-coverage units in 21-20 win ... *in first NFL start at Chicago (Oct. 14)* for Tillman (ankle), collected 6 solo tackles, 3 assists, and 1 tackle for loss at strong safety ... followed vs. Kansas City (Oct. 21) with 3 solo tackles, 3 assists, and 1 batted pass in 24-16 win ... started vs. Philadelphia (Nov. 4), registering one tackle for loss on opening series and two tackles on special teams ... forced from game with ankle sprain after only five plays from scrimmage ... inactive next three games ... extensive playing time at Carolina (Dec. 30) resulted in 6 solo tackles, 1 assist, and 1

(Justin Lucas continued on page 92)

(Justin Lucas continued from page 91)

pass defended in 56 defensive snaps along with two tackles on special teams in 30–7 win.

□**2000:** Appeared in all 16 games, registering 10 solo tackles, 15 assists, and 2 pass deflections ... special-teams standout ranked second on club with 63 “blocks” and added five tackles on kick-return units ... two solo tackles from scrimmage and four blocks on special teams in season opener at N.Y. Giants (Sept. 3) ... four assisted tackles vs. Green Bay (Sept. 24) ... one assisted stop from scrimmage and two tackles on kickoff coverage at San Francisco (Oct. 1) ... two tackles from scrimmage in 16–15 win over Washington (Nov. 5) ... three tackles with a pass deflection as “dime” defensive back at Philadelphia (Nov. 19) ... season-best seven blocks on kick-return units at Jacksonville (Dec. 10) ... active game in season finale at Washington (Dec. 24) with 3 assists from scrimmage, 1 tackle, and 6 blocks on special teams.

□**1999:** Spent all but two games on the practice squad ... **first NFL action vs. Washington (Oct. 17)** resulted in one solo tackle on special teams ... also appeared in season finale at Green Bay (Jan. 2).

□**College/Personal:** Two-year starter at Abilene Christian with career total of 113 tackles, 11 passes defended, 2 interceptions, and 3 fumble recoveries, returning one for a touchdown ... also competed in track as a decathlete ... **transferred to Abilene Christian from Texas A&M** where he was recruited as a wide receiver ... three-year letterman at Stroman High School in Victoria, Texas ... in two varsity prep seasons, caught 82 passes for 1,257 yards and eight touchdowns ... ranked as one of the top high school decathletes in Texas ... earned bachelor’s degree from Abilene Christian in industrial technology in May, 1999 ... cum laude with a 3.46 grade-point average ... born July 15, 1976 in Victoria. □

## Justin Lucas Career Stats

### Tackles-QB Sacks

Year	Solo	Assists	Total	QB Sacks
2000	10	15	25	0
2001	25	17	42	0
Totals	35	32	67	0

### Single-Game Bests

**Combined Tackles:** 9 at Chicago, Oct. 14, 2001. **Solo Tackles:** 6 at Carolina, Dec. 30, 2001; at Chicago, Oct. 14, 2001. **Interceptions:** None. **Passes Defended:** 1 four times.

### Games

**Games (Starts)**—2000: 16 (0), 2001: 13 (4). **Totals:** 29 (4).



**Joel Makovicka**  
Fullback

5–11 □ 251 □ Fourth Year  
Fourth Round (116th), 1999  
College: Nebraska  
DOB: October 6, 1975  
Hometown: Brainard, Nebraska

**34**

□**Pro Career:** Cards’ fourth-round selection (116th overall) in 1999 NFL Draft ... in 46 games (34 starts) as blocking fullback, owns 12 rushing attempts for 34 yards, 32 pass receptions for 183 yards and two touchdowns ... also member of kickoff-return wedge each of past three seasons ... missed final two games of 2000 season with left knee injury that required arthroscopic procedure prior to the end of the season.

□**2001:** Started all but two contests and caught 19 passes for 95 yards and a score and rushed once for 19 yards ... capped a 14-play, 70-

yard scoring drive at Philadelphia (Oct. 7) with two-yard scoring catch in first quarter to give Cards 14–0 lead in eventual 21–20 win ... on third-and-goal at the Eagle two-yard line, floated into the left flat following play action and caught the two-yard scoring pass from quarterback Jake Plummer ... blocking paved way for 135 team rushing yards, including 26-for-95 by Michael Pittman, in 24–16 win over Kansas City (Oct. 21) ... also caught career-long 25-yard pass over the middle on play-action pass at Kansas City 30-yard line, but had the ball stripped at the five-yard line

and Chiefs recovered in the end zone for a touch-back ... popped through middle of Raider line for **career-long 19-yard run** in fourth quarter of 34-31 overtime win at Oakland (Dec. 2) ... three pass receptions for 12 yards in 17-10 win over Dallas (Dec. 23), including a 10-yarder for a first down in third quarter ... no stats from scrimmage at Carolina (Dec. 30) but instrumental in rushing attack which posted season-best 158 yards and 4.8-yard average on 33 carries in 30-7 triumph.

□**2000:** Started 12 of first 14 games ... finished season with three rushing attempts for eight yards and six receptions for 18 yards ... added 32 "blocks" and two tackles on special teams ... inactive for final two contests with knee injury ... caught two passes for two and zero yards, respectively, in season opener at N.Y. Giants (Sept. 3), and added one solo tackle on kick coverage and three blocks on returns ... suffered knee bruise midway through the third quarter and did not return ... only two handles from scrimmage vs. Cleveland (Oct. 8), but both were key contributions in 29-21 win ... caught two-yard pass from Plummer on fourth-and-one play midway through the second period to continue a drive that resulted in a field goal that gave the Cards a 16-14 lead ... added seven-yard midfield run in the third period prior to Pittman's 21-yard burst on the next play to highlight scoring drive en route to 26-14 lead with 1:55 left in the third quarter ... one catch for five yards vs. New Orleans (Oct. 29) but helped pave way as Cards gained 125 yards rushing for a 4.6-yard average against the Saints' top-ranked defense ... left contest at Jacksonville (Dec. 10) game after tweaking left knee in fourth quarter, ... inactive for final two games after undergoing left-knee arthroscopy on Dec. 23.

□**1999:** Opened season as rookie starter at fullback ... started eight of 16 games ... seven yards on eight rushing attempts, 10 receptions for 70 yards and a touchdown, and 12 tackles on special teams ... in **first NFL starting role at Philadelphia (Sept. 12)**, caught four-yard pass from Plummer midway through the first quarter ... also fumbled first pro carry near mid-field two plays later ... two solo stops and one assist on special teams in addition to six "blocks" on return units ... no stats from scrimmage at Miami (Sept. 19), but sparkled on special teams with four "blocks" and separated Dolphin returner Brock Marion from the football on second-quarter kickoff, a fumble teammate Dennis McKinley recovered to set up a Cardinal field goal ... one carry for three yards vs. San Francisco (Sept. 27) ... capped 38-yard scoring drive at Dallas (Oct. 3) with two-yard second-quarter scoring catch in the flat from Plummer ... caught passes for 13 and five yards on consecutive fourth-quarter plays and added one carry for three yards vs. Washington (Oct. 17) ... turned upfield with short pass for 15-yard gain and added one rushing attempt for one yard at N.Y.

Jets (Nov. 7) ... one pass reception for nine yards on second play of 13-9 win over Dallas (Nov. 21) ... reception for one yard at N.Y. Giants (Nov. 28) ... eight-yard pass reception in first quarter at Washington (Dec. 12), then two more for 11 and two yards in final drive of the game ... seven-yard run to the Falcon 16-yard line in second-quarter scoring drive as Cards enjoyed short-lived 14-7 lead at Atlanta (Dec. 26) ... returned squib kickoff 10 yards at Green Bay (Jan. 2).

□**College/Personal:** Finished college career ranked third among Nebraska fullbacks with 1,447 yards rushing ... **13 rushing touchdowns broke the Huskers' fullback career record of 12 by former San Francisco 49er standout Tom Rathman (1981-85)** ... also excelled as a wedge buster on special teams ... **became the 11th Husker to earn consecutive GTE/CoSIDA academic all-America honors as a senior** ... recipient of the National Football Foundation and College Hall of Fame post-graduate scholarship (\$18,000) ... Burger King Scholar-Athlete (\$10,000) ... finished third on the team with 458 yards and a pair of touchdowns on 97 carries (4.7-yard average) as a senior ... also caught four passes for 67 yards (16.8-yard average) ... GTE/CoSIDA academic all-America and all-district VII pick as junior ... started 10 games and led nation with 6.5-yard average per carry ... rushed for a career-high 685 yards on 105 attempts with **nine touchdowns, the latter a Husker record for his position** ... played in every game behind his older brother, Jeff, as a redshirt freshman ... joined Nebraska program as a walk-on ... two-way player for East Butler (Brainard, Neb.) High School's eight-man football team ... rushed for more than 3,500 yards in prep career and set single-season and career tackle records as a linebacker ... earned all-area and all-Nebraska honors and was the school's player-of-the-year his junior and senior seasons ... played in the 1994 Nebraska Shrine Game ... also lettered four times in basketball and twice in track ... completed bachelor's degree in biology during off-season following 1999 campaign ... brother, Jeff, was the Huskers' starting fullback in 1995 and a four-year letterman from 1992-95 ... father was a four-year letterman at Kearney State (Neb.) College from 1967-70, earning NAIA all-America honors as a halfback in 1970 and was inducted into the Nebraska Hall of Fame in 1996 ... sister, Jenny, earned an NAIA national championship softball ring at Nebraska-Kearney in 1990 ... **counting Joel's 1994-95 and '97 rings, and Jeff's '94-95 rings, the Makovickas own six collegiate national championship rings** ... involved with Partnership Speakers Bureau ... assisted with the McCook "Dedicated to Excellence" Tour and the North Platte "School Is Cool" Jam ... has spoken at various school assembly presentations in both Lincoln and Omaha ... born Oct. 6, 1975. □

(Joel Makovicka continued on page 94)

## Joel Makovicka Career Stats

### Rushing

Year	No.	Yards	Average	Long	TD
1999	8	7	0.9	7	0
2000	3	8	2.7	7	0
2001	1	19	19.0	19	0
<b>Totals</b>	<b>12</b>	<b>34</b>	<b>2.8</b>	<b>19</b>	<b>0</b>

### Receiving

Year	No.	Yards	Average	Long	TD
1999	10	70	7.0	15	1
2000	6	18	3.0	5	0
2001	16	95	5.9	25	1
<b>Totals</b>	<b>32</b>	<b>183</b>	<b>5.7</b>	<b>25</b>	<b>2</b>

### Games

Games (Starts)—1999: 16 (8), 2000: 14 (12), 2001: 16 (14).  
Totals: 46 (34).

### Additional Statistics

One kickoff return for 10 yards, 1999; one kickoff return for seven yards, 2001.



Dennis McKinley

Fullback

6-2  247  Fourth Year  
 Sixth Round-c (206th), 1999  
 College: Mississippi State  
 DOB: November 3, 1976  
 Hometown: Weir, Mississippi

39

**Pro Career:** Cards' second selection in sixth round (206th overall) of 1999 NFL Draft ... has appeared in 46 games (one start) the past three seasons, almost exclusively on special teams.

**2001:** Vast majority of playing time on special teams with seven tackles and 40 blocks in 14 games ... inactive for two contests ... limited time from scrimmage resulted in one reception for 10 yards and a one-yard gain on *first NFL rushing attempt* ... hamstring pull resulted in inactive status vs. Kansas City (Oct. 21) and at Dallas (Oct. 28) ... returned to action vs. Philadelphia (Nov. 4) and appeared in short-yardage situations after starter Joel Makovicka suffered bruised knee ... after Makovicka left game at N.Y. Giants (Dec. 15) with concussion, saw extended time from scrimmage and contributed a 10-yard pass reception on the second play of a 10-play, 43-yard scoring drive in the fourth quarter ... extended action at Carolina (Dec. 30) in second half at fullback, receiving his *first career rushing attempt*, a one-yarder near end of third period in 30-7 win.

**2000:** In 16 games, ranked third on special teams with 62 "blocks," adding six tackles on kick-coverage units ... caught two passes for 13 yards from scrimmage and made one kickoff return for 20 yards ... spot action in fourth quarter at Jacksonville (Dec. 10) after Makovicka left with left-knee injury ... caught one pass for nine yards in scoring drive and added seven blocks on spe-

cial-teams return units ... *first NFL start vs. Baltimore (Dec. 17)* in place of Makovicka (knee), collecting one pass reception for four yards.

**1999:** Finished fourth on special teams with 16 tackles, fifth with 55 "blocks" in 16 appearances... *first NFL pass reception vs. New England (Oct. 31)*, a four-yarder from quarterback Dave Brown in the fourth quarter ... season-best three solo tackles on kick-coverage units in 34-24 win at N.Y. Giants (Nov. 28).

**College/Personal:** Excellent blocker who cleared the way for standout Mississippi State running back James Johnson, the third running back chosen in the 1999 NFL Draft (Miami, second round, 39th overall) ... averaged 5.6 yards per carry in college with 49 rushing attempts for 272 yards and four touchdowns ... *led Weir (Miss.) High School to the class A Mississippi state championship as a senior* ... nicknamed "Pulpwood" by Mississippi State Head Coach Jackie Sherrill whose recruiting overtures to the McKinley home usually found Dennis working at the family logging business ... rushed 188 times for 1,503 yards and caught six passes for 117 yards and 118 combined points ... nine interceptions on defense, returning two for touchdowns ... also lettered in track, baseball, and basketball ... 1999 bachelor's degree from Mississippi State in educational psychology ... born Nov. 3, 1976. □

## Dennis McKinley Career Stats

### Rushing

Year	No.	Yards	Average	Long	TD
1999	0	0	0.0	0	0
2000	0	0	0.0	0	0
2001	1	1	1.0	1	0
<b>Totals</b>	<b>1</b>	<b>1</b>	<b>1.0</b>	<b>1</b>	<b>0</b>

### Receiving

Year	No.	Yards	Average	Long	TD
1999	1	4	4.0	4	0
2000	2	13	6.5	9	0
2001	1	10	10.0	10	0
<b>Totals</b>	<b>4</b>	<b>27</b>	<b>6.8</b>	<b>10</b>	<b>0</b>

### Additional Statistics

One kickoff return for 11 yards, 2001.

### Games

Games (Starts)—1999: 16 (0), 2000: 16 (1), 2001: 14 (0) Totals: 46 (1).

### Single-Game Bests

Yards Receiving: 10 vs. N.Y. Giants, Dec. 15, 2001. Receptions: 1 four times. Longest Reception: 10 yards vs. N.Y. Giants, Dec. 15, 2001. TDs Receiving: None.



# Ronald McKinnon

## Middle Linebacker

6-0 □ 248 □ Seventh Year  
 Free Agent, 1996  
 College: North Alabama  
 DOB: September 20, 1973  
 Hometown: Elba, Alabama

# 57

□ **Pro Career:** Unheralded free agent from North Alabama (NCAA Division II) has emerged as a playmaker and leader of the Cardinal defense ... in 93 NFL games (77 starts), owns 906 tackles (475 solo), 10 quarterback sacks, 6 fumble recoveries, and 10 interceptions ... *in 1999 became the first Cardinal to crack the 200-total tackle plateau with 223 stops, in 2000 the first to hit 200 tackles in consecutive seasons with 208 total tackles* ... size and intensity remindful of Sam Mills and former NFL great Nick Buoniconti ... entrenched as starting middle linebacker in 1998 after assuming the position early in 1997 following incumbent Eric Hill's broken ankle in the season opener at Cincinnati (Aug. 31) ... unique talent and versatility overcame Hill's free-agency departure to the St. Louis Rams after the 1997 season ... led Arizona with 145 combined tackles in 1997, his first season as a starter ... answered with 127 tackles and five interceptions in '98 despite missing three games with a knee sprain ... *three interceptions vs. Chicago (Oct. 11, 1998) is team record for a linebacker and an NFL linebacker first since Minnesota Viking Jack Del Rio intercepted three passes against Detroit (Dec. 5, 1993)* ... prior to Del Rio, the last NFL linebacker to intercept three passes in the same game was Miami's Larry Gordon vs. Oakland (Dec. 10, 1978) ... named NFC defensive player-of-the-week for the accomplishment ... *five 1998 inter-*

*ceptions tied for league lead among linebackers and equalled Card record for linebackers of E.J. Junior (1985) and Leo Sanford (1956).*

□ **2001:** Irrepressible in the middle once again with team-best 190 total tackles (99 solo), 2 quarterback sacks, 5 hurries, 6 tackles for loss, 4 passes defended, 1 interception, 2 fumble recoveries, and 1 forced fumble ... *also scored first points of his career with interception and fumble returns for touchdowns* ... five games with 15 or more tackles, 10 with at least six solo stops ... opened season with 11 tackles and a hurry vs. Denver (Sept. 23) ... 12 stops vs. Atlanta (Sept. 30) ... nine tackles in 21-20 upset win at Philadelphia (Oct. 7) ... team-best 16 stops at Chicago (Oct. 14) ... vaulted over the 750-career tackle mark with one solo stop and five assists in 24-16 win over Kansas City (Oct. 21) ... led defense vs. Philadelphia (Nov. 4) with 13 combined tackles, including a third-quarter sack of quarterback Donovan McNabb ... season-best 18 combined tackles with nine solo stops and nine assists vs. N.Y. Giants (Nov. 11) ... with Rob Fredrickson limited (knee), was on field for 85 snaps vs. Detroit (Nov. 18), including his first nickel defense duties of the season, notching 18 tackles, 2 hurries, and 2 pass deflections in 45-38 win ... impressive outing in 20-17 win at San Diego (Nov. 25) with team-best 15 tackles, 1 tackle for

(Ronald McKinnon continued on page 96)

(Ronald McKinnon continued from page 95)

loss, I batted pass, and I recovered fumble (running back LaDanian Tomlinson in the third quarter) ... inspirational effort at Oakland (Dec. 2) ... suffered broken right thumb in second half ... after locker-room x-rays, returned to finish the game with casted thumb ... upon returning to sideline, Card Head Coach Dave McGinnis told him he couldn't play because he could not grasp with his injured hand ... as McGinnis walked away, he felt someone grab him from behind ... it was McKinnon, who responded, "See, I can grab." ... "Then get in there," McGinnis answered ... finished game with 12 tackles, including a one-yard sack of scrambling Raider passer Rich Gannon on third-and-goal at the Cardinal six-yard line with two minutes left, forcing Oakland to settle for a field goal and a 24-23 lead, setting the stage for the Cards' eventual 34-31 overtime victory ... despite playing with casted right hand/thumb, managed four solo tackles and six assists vs. Washington (Dec. 9) ... spirited game at N.Y. Giants (Dec. 15) with seven tackles, including two tackles for loss, and strip of Giant running back Tiki Barber on swing pass in fourth quarter ... intercepted a Quincy Carter pass deflected by Card lineman Marcus Bell and sped 24 yards into the end zone in 17-10 win over Dallas (Dec. 23) for **McKinnon's first NFL touchdown** ... the play was remindful of Cardinal Vice President and Hall of Famer Larry Wilson, who intercepted a Bill Nelsen pass with both hands in casts vs. Pittsburgh, Nov. 7, 1965 ... **it marked McKinnon's 10th career interception** ... added 11 tackles and a pass deflection ... **second consecutive game with touchdown on turnover return at Carolina (Dec. 30)** ... after teammate David Barrett stripped Carolina running back Richard Huntley at the 26-yard line on the second play of the game, McKinnon scooped the ball and raced 25 yards for the score in 30-7 win ... **McKinnon became the first Cardinal to score defensive touchdowns in consecutive games since 1990 (Marcus Turner)** ... concluded impressive season at Washington (Jan. 6) with 17 combined tackles, including nine solo stops for the fifth time, and added seven assists and a tackle for loss.

□ **2000:** Only member of Cards' front seven (linemen/linebackers) to start all 16 games ... team-best 131 solo tackles, 77 assists, 4 quarterback sacks, 8 tackles for loss, 4 pass deflections, 1 forced fumble, and 1 fumble recovery ... 208 combined tackles ranked second to safety Pat Tillman's 224 ... **14 double-digit tackle efforts, including 11 consecutive outings (games three-13)** ... opened season at N.Y. Giants (Nov. 3) with team-high 11 tackles, including six solo stops and two tackles for loss ... kept Cards in the game with outstanding one-yard stoning of Giant powerhouse Ron Dayne on first-and-goal at the Card five yard-line in third quarter that eventually resulted in

Card end-zone interception two plays later ... 5 solo tackles, 3 assists, and 1 hurry in 32-31 win over Dallas (Sept. 10) ... led defense vs. Green Bay (Sept. 24) with 10 solo tackles, 14 overall ... season-high 16 combined tackles with **career-best 12 solo stops** and four assists in 29-21 victory over Cleveland (Oct. 8) ... 13 combined tackles vs. Philadelphia (Oct. 15) ... 10 solo tackles at Dallas (Oct. 22) along with first sack of the season ... blitzed up the middle in second quarter with Dallas at the Card five-yard line as Cowboys eventually settled for field goal ... active day against both run and pass vs. New Orleans (Oct. 29) with 9 solo stops, 2 assists, and 1 sack of Saint passer Jeff Blake in third quarter, and nailed running back Ricky Williams for one-yard loss in fourth-quarter stop as Cards made interception in the end zone two plays later ... double digits for seventh consecutive game with 14 tackles and batted down two passes in 16-15 win over Washington (Nov. 5) ... **key play when he made Redskin running back Stephen Davis hesitate on goal-line run as teammate Mark Maddox reached around to pop ball loose ... cornerback Aeneas Williams returned the fumble 104 NFL record-tying yards for a touchdown to give the Cards a 7-0 lead in the first quarter** ... on ensuing possession, tipped a pass Williams intercepted as Cards converted the turnover into a field goal and 10-0 lead ... 17 combined tackles (eight solo) at Philadelphia (Nov. 12) ... added an end-zone fumble recovery to snuff Eagle scoring threat as running back Cecil Martin sped to the goal line and Card safety Pat Tillman hammered the ball loose ... led Card defense vs. N.Y. Giants (Nov. 26) with 11 solo tackles, including one tackle for loss, a sack of Giant quarterback Kerry Collins on blitz in third quarter, then popped the ball loose from running back Tiki Barber in the fourth quarter ... Tillman made the recovery in Giant territory ... season-high 19 combined tackles with seven solo stops and 12 assisted tackles at Cincinnati (Dec. 3) ... in season finale at Washington (Dec. 24), led all Cardinal defenders with 17 combined tackles, including one tackle for loss and another for a sack, the latter in first quarter when he blitzed up the middle and nailed Redskin passer Brad Johnson for nine-yard loss at Cardinal 33-yard line as Washington eventually settled for a field goal three plays later.

□ **1999:** **Established franchise record as first Card to surpass 200-tackle plateau with 223 total tackles (106 solos, 117 assists) ... 106 solo tackles just one shy of team record of 107 by safety Lorenzo Lynch (1994) ... double-digit total-tackle efforts in 14 of 16 games, including the final 10 outings** ... embellished record-setting tackle total with 1 quarterback sack, 5 hurries, 5 tackles for loss, 4 passes defended, 1 interception, 1 fumble recovery, and 1 forced fumble ... **double-digit tackle totals in first 10 games and 14 of 16 over-**

*all, including five games with 15 or more stops ...* opened season with team-best 12 tackles, recovered a fumble by Eagle running back Duce Staley after hit by end Simeon Rice in first quarter, and batted down one pass in 25–24 win at Philadelphia (Sept. 12) ... 17 combined tackles at Miami (Sept. 19), 11 vs. San Francisco (Sept. 27) ... 14 combined stops at Dallas (Oct. 3) ... six solo stops and eight assists in 14–3 win over N.Y. Giants (Oct. 17) ... 15 tackles and first interception of the season vs. Washington (Oct. 17) ... 13 tackles vs. New England (Oct. 31) ... 14 stops with two tackles for loss at N.Y. Jets (Nov. 7), one which separated Jet running back Curtis Martin from the football ... 13 tackles in 23–19 win vs. Detroit (Nov. 14) ... separated Lion passer Gus Frerotte from the ball on a third-quarter sack but Detroit retained possession ... also knocked away a pass and intercepted a two-point conversion try by Detroit in second half to help seal the win ... team-leading 14 tackles, double digits for the 10th consecutive game, in strong defensive effort in 13–9 win over Dallas (Nov. 21) ... season low seven stops in 34–24 triumph at N.Y. Giants (Nov. 28) ... rebounded with impassioned halftime speech and season-best 18 tackles in 21–17 win over Philadelphia (Dec. 5) ... **first career 20-tackle effort with eight solo stops and 12 assists at Washington (Dec. 12) ... cracked the 200-tackle mark—a first in Cardinal history—with 10 solo tackles and nine assists along with a tackle for loss vs. Buffalo (Dec. 19) ...** another team-leading defensive outing with 14 combined tackles at Atlanta (Dec. 26) ... concluded record-breaking season with 8 stops, 1 pass deflection, and 1 hurry at Green Bay (Jan. 2).

□**1998:** Though he started just 13 games, finished second on club with 127 tackles (71 solos), 2 quarterback sacks, 4 tackles for loss, 5 interceptions, 2 fumble recoveries, and 3 forced fumbles ... **also led club in postseason play with 26 tackles ...** in season opener at Dallas (Sept. 6), made impact on defense with an interception in the first quarter and fumble recovery in the second period ... finished game with team-best 11 overall stops, including nine solos ... led Cards again with 13 overall tackles at Seattle (Sept. 13) ... monster game vs. Philadelphia (Sept. 20) with 15 tackles (11 solos), a sack, and forced Eagle passer Bobby Hoyle from the game in third period with vicious fumble-causing hit as Cards' defensive end Andre Wadsworth recovered the loose ball at the Cards' five-yard line to thwart a Philadelphia scoring opportunity and preserve 0–0 tie in eventual 17–3 Arizona victory ... Hoyle left game with lower back strain ... later sacked Hoyle's replacement, Rodney Peete, and forced a fumble ... led defensive charge for fourth consecutive game with 10 tackles in 20–17 win at St. Louis (Sept. 27) ... seven tackles and a fumble recovery vs. Oakland (Oct. 4) ... **head-turning performance in 20–7**

**win over Chicago (Oct. 11) with 3 interceptions, 1 forced fumble, and 5 total tackles (3 solos) in addition to plucking a blocked punt in mid-air in the fourth quarter and rambling 31 yards for a first down ...** attempted to lateral on first interception, but mishandled ball was re-recovered by Chicago ... second interception came near end of first half after defensive tackle Mark Smith hit Bear passer Erik Kramer as he was releasing the ball ... third pickoff occurred in third period after defensive tackle Eric Swann deflected the ball at the line of scrimmage ... forced a fumble in fourth quarter Wadsworth recovered near midfield to set up field goal and 20–0 lead ... plucked fifth interception of the season in first quarter at Detroit (Nov. 1) and added five tackles in 17–15 win ... nine combined tackles from scrimmage along with a tackle and assist on special teams in 29–27 win over Washington (Nov. 8) ... led defense with 14 combined tackles vs. Dallas (Nov. 15), highlighted by eight-yard tackle for loss on swing pass to running back Emmitt Smith in second quarter ... led team with 13 combined tackles (eight solo) at Kansas City (Nov. 29), including a sack in second quarter to force a punt as Cards converted the field position into a touchdown ... left game in fourth quarter with injury to right knee ... inactive next three games as veteran Mark Maddox opened at middle linebacker ... following a three-week absence, returned to starting lineup in grand fashion vs. San Diego (Dec. 27) with eight solo tackles and seven assists to tie season-high tackle mark of 15 combined stops in 16–13 postseason-clinching triumph ... 4 four solo tackles, 9 assists, and 1 pass deflection a pass in 20–7 wild card playoff win at Dallas (Jan. 2) ... all-round impressive showing in divisional playoff loss at Minnesota (Jan. 10) with 13 tackles, including 1 stop for loss, 1 sack, and 1 hurry of Viking passer Randall Cunningham.

□**1997:** Answered the call at both middle (five games) and right linebacker (11 games) with an impressive exhibition of versatility and overall understanding of the total defensive scheme ... **in first season as a starter, Arizona's leading tackler with 145 combined stops, notched eight or more tackles in 12 of 16 games, and posted a team-high eight double-digit tackle efforts ...** 60 solo tackles, 85 assists, 1 quarterback sack, 3 tackles for loss, 3 interceptions, 2 passes defensed, and 1 forced fumble ... three interceptions ranked second on team to Pro Bowl cornerback Aeneas Williams (six) ... opened at right linebacker in **first NFL starting role** with one tackle at Cincinnati (Aug. 31) in season opener ... the following week with Hill (ankle) injured, started at middle linebacker, responding with one solo stop along with eight assisted tackles in 25–22 overtime win against Dallas (Sept. 7) ... forced Dallas running back Sherman Williams to fumble in overtime, teammate Terry Irving recovered, and

(Ronald McKinnon continued on page 98)

(Ronald McKinnon continued from page 97)

Cards drove to game-winning field goal ... **first NFL interception** in second quarter and added 13 overall tackles at Washington (Sept. 14) ... eight tackles, knocked down one pass, and converted a fourth-down fake punt with three-yard run from up-back position at Tampa Bay (Sept. 28) ... led defense vs. Minnesota (Oct. 5) with 12 combined tackles ... 14 tackles vs. N.Y. Giants (Oct. 12) at both outside and middle linebacker as Hill saw action periodically ... led club with 11 overall stops at Philadelphia (Oct. 19) ... opened at outside linebacker vs. Tennessee (Oct. 26), but moved inside after Hill left game in first quarter with pinched nerve in neck ... team-high 11 tackles against Oilers ... seven overall stops and second interception of the season, a fourth-quarter pickoff off Ty Detmer in 31-21 victory over Philadelphia (Nov. 2) ... **interception for second consecutive game** at Dallas (Nov. 9) with fourth-quarter theft of a Troy Aikman pass that set up Card field goal ... also added seven tackles and a stop for loss ... combined 10 overall tackles in consecutive games at N.Y. Giants (Nov. 16) and in 16-13 win at Baltimore (Nov. 23) ... 11 tackles vs. Pittsburgh (Nov. 30) ... eight tackles in back-to-back contests vs. Washington (Dec. 7) and at New Orleans (Dec. 14) ... five tackles and key sack of Falcon quarterback Chris Chandler at the Card 13-yard line in the fourth quarter as Atlanta was forced to settle for a field goal in eventual 29-26 win over Falcons (Dec. 21) in season finale.

□ **1996:** Took advantage of extended preseason play to earn roster spot as an unheralded rookie in 1996 ... led team during preseason with 25

tackles (19 solos) ... led Cards with 18 solo tackles and 22 stops overall on special teams ... 13 overall tackles from scrimmage ... first extended NFL action vs. Miami (Sept. 8) resulted in four solo stops and one assist ... added a trio of assists at New England (Sept. 15) ... swatted away one pass and added three solo stops on kick-coverage units at Dallas (Oct. 13) ... took snap as up-back blocker in punt formation in fourth-and-four situation at Minnesota (Dec. 1), turned back to line to fake a reverse hand-off, then attempted to run for first-down yardage but was stopped short.

□ **College/Personal:** Highly-decorated collegian at North Alabama ... **first defensive player to win the Harlon Hill Trophy, the NCAA Division II equivalent of the Heisman Trophy, in 1995** ... also named Alabama Male Collegiate Athlete-of-the-Year for the 1995-96 academic year ... **helped North Alabama become the first school in the history of NCAA scholarship football to win three consecutive national titles ... 621 career tackles as Lions forged a 41-1 mark his final three years** ... the Jaguars also became the only school to win 40 games in three seasons at any collegiate level ... featured in "Faces in The Crowd" in Oct. 2, 1995 issue of *Sports Illustrated* ... selected professional athlete-of-the-year in 1999 by Alabama Sports Writers' Association ... college roommate and teammate of former Cardinal tight end Jarius Hayes ... **led Elba High School to Alabama state title as prep linebacker** ... father, Rubin, a military medic, retired from the U.S. Army as a sergeant first class ... daughters Juliana and Raven Nicole ... born Sept. 20, 1973. □

## Ronald McKinnon Career Stats

### Tackles-QB Sacks

Year	Solo	Assists	Total	QB Sacks
1996	8	5	13	0
1997	60	85	145	1
1998	71	56	127	2
1999	106	117	223	1
2000	131	77	208	4
2001	99	91	190	2
<b>Totals</b>	<b>475</b>	<b>431</b>	<b>906</b>	<b>10</b>

### Interceptions

Year	No.	Yards	Average	Long	TD
1996	0	0	0.0	0	0
1997	3	40	13.3	17	0
1998	5	25	5.0	17	0
1999	1	0	0.0	0	0
2000	0	0	0.0	0	0
2001	1	24	24.0	24t	1
<b>Totals</b>	<b>10</b>	<b>89</b>	<b>8.9</b>	<b>24t</b>	<b>1</b>

### Games

**Games (Starts)**—1996: 16 (0), 1997: 16 (16), 1998: 13 (13), 1999: 16 (16), 2000: 16 (16), 2001: 16 (15). **Totals: 93 (77).**

### Opponent Fumbles Recovered

Year	No.	Yards	Average	Long	TD
1996	0	0	0.0	0	0
1997	0	0	0.0	0	0
1998	2	31	15.5	31	0
1999	1	0	0.0	0	0
2000	1	0	0.0	0	0
2001	2	25	12.5	25t	1
<b>Totals</b>	<b>6</b>	<b>56</b>	<b>9.3</b>	<b>31</b>	<b>1</b>

### Additional Statistics

One rush for -1 yard, 1996; one rush for 3 yards, 1997; recovery of blocked punt for 31-yard return, 1998; one kickoff return for nine yards, 2000.

### Single-Game Bests

**Combined Tackles:** 20 at Washington, Dec. 12, 1999. **Solo Tackles:** 12 vs. Cleveland, Oct. 8, 2000. **Interceptions:** 3 vs. Chicago, Oct. 11, 1998. **Tackles for Loss:** 2 at N.Y. Giants, Dec. 15, 2001; at N.Y. Giants, Sept. 3, 2000; at N.Y. Jets, Nov. 7, 1999. **Quarterback Sacks:** 1 several times.



# Tywan Mitchell

Tight End

6-5 □ 256 □ Third Year

Free Agent, 1999

College: Minnesota State-Mankato

DOB: December 10, 1975

Hometown: Crete, Illinois

83

□ **Pro Career:** Rangy, long-strider who can stretch defenses ... has bounced between wide receiver and tight end ... began career at wide receiver, switched to tight end in NFL Europe and during 2000 training camp ... played last two seasons as a tight end ... in 28 NFL games (five starts), has caught 30 passes for 276 yards and two touchdowns ... signed as free agent and spent entire 1999 season on the practice squad, then played in 12 games in 2000 ... allocated to Berlin Thunder of NFL Europe 2000 to continue transition from wide receiver to tight end.

□ **2001:** In 16 games (four starts), caught 25 passes for 96 yards (7.8-yard average) and two touchdowns ... opened season vs. Denver (Sept. 23) with 20-yard catch over the middle in first-quarter scoring drive ... two receptions for eight yards at Dallas (Oct. 28) with extensive playing time after starter Terry Hardy left game in first half with shoulder bruise ... **first NFL touchdown reception on two-yard grab from Plummer in second quarter vs. Philadelphia (Nov. 4)** in starting role for Hardy (inactive/shoulder) ... three fourth-quarter receptions for 39 yards at San Diego (Nov. 25) included a 20-yard grab across midfield in final drive of game that resulted in 42-yard game-winning field goal in 20-17 triumph ... career-best outing at N.Y. Giants (Dec. 15) with seven receptions for 62 yards, including a 24-yard touchdown on fourth quarter, fourth-and-15 jump ball toss from quarterback Jake Plummer with 4:04 to go as he outleaped Giant defender Jason Sehorn in the end zone to give Cards short-lived 13-10 lead ... earlier in the scoring drive converted another fourth down situation on fourth-and-nine at Giant 30-yard line with 11-yard catch ... finished season with two receptions for 15 yards in scoring drive of 30-7 win at Carolina (Dec. 30) ... added one grab for four yards at Washington (Jan. 6).

□ **2000:** Played for Berlin of NFL Europe during spring, then saw action in 12 games (one start) for Cards ... caught five passes for 80 yards (16-

yard average) and long catch of 42 yards ... sporadic action on special teams ... first action at wide receiver in second half vs. Philadelphia (Oct. 15) after starter Frank Sanders left game with back strain ... first extensive action from scrimmage vs. New Orleans (Oct. 29) resulted in **first NFL reception**, an 18-yarder over the middle in a second-quarter scoring drive ... two catches for nine yards in third quarter, including a six-yard catch on third-and-five for a first down in 16-15 win over Washington (Nov. 5) ... inactive vs. Baltimore (Dec. 17) with upper respiratory ailment ... **first NFL start in season finale at Washington (Dec. 24)** as Cards opened with three wide receivers ... converted third-and-two with 11-yard grab in third quarter ... then snared 42-yarder from Plummer on first play of drive to close the period, taking the ball from Cards' own 37-yard line into Washington territory at the 37-yard line ... primarily utilized as blocker by Berlin Thunder of NFL Europe ... Thunder finished 5-6 ... caught 17 passes for 170 yards and two touchdowns ... season-long 20-yarder for a touchdown.

□ **1999:** Performed on practice squad for duration of season.

□ **College/Personal:** Three-year starter at Minnesota State-Mankato also played briefly on the school's basketball team ... **finished career as the school's all-time leading receiver with 216 career receptions** and second with 3,342 receiving yards and 30 touchdowns ... **also owned school single-season mark with 1,223 receiving yards in 1996 ... shared school record with 14 100-yard games ... three-time NCAA Division II all-America** ... selected to four all-America teams as a senior after grabbing career-high 73 passes for 1,183 yards and 13 touchdowns ... business management major at Minnesota State-Mankato ... attended Crete-Monee (Ill.) High School where he played wide receiver and defensive back ... wife Sohmna ... born Dec. 10, 1975 in Crete, Illinois. □

(Tywan Mitchell continued on page 100)

## Tywan Mitchell Career Stats

### Receiving

Year	No.	Yards	Average	Long	TD
2000	5	80	16.0	42	0
2001	25	196	7.8	24t	2
<b>Totals</b>	<b>30</b>	<b>276</b>	<b>9.2</b>	<b>42</b>	<b>2</b>

### Single-Game Bests

**Yards Receiving:** 62 at N.Y. Giants., Dec. 15, 2001. **Receptions:** 7 at N.Y. Giants., Dec. 15, 2001. **Longest Reception:** 42 at Washington, Dec. 24, 2000. **TDs Receiving:** 1 vs. Philadelphia, Nov. 4, 2001; at N.Y. Giants, Dec. 15, 2001.

### Games

**Games (Starts)**—1999: 0 (0), 2000: 12 (1), 2001: 16 (4).  
**Totals:** 28 (5).



# Jason Padgett

Center

6-3  295  First Year  
Free Agent, 2001  
College: Louisville  
DOB: March 23, 1979  
Hometown: Avondale, Arizona

# 63

**Pro Career:** Local talent from Westview High School in Phoenix area and Phoenix College ... back for second training camp with Cardinals ... originally joined team for 2001 training camp ... waived Aug. 28 ... re-signed by Arizona on Jan. 22, 2002 ... allocated to Berlin Thunder of NFL Europe League 2002 ... played with Cardinal teammate and running back Anthony White ... appeared in all 10 games as reserve lineman for NFL Europe champion Thunder.

**College/Personal:** Finished college career at Louisville ... all-Conference U.S.A. first-team selection as senior for the Cardinals ... started every game at center and helped offense rank 13th

in the nation in scoring (35.2 points per game) ... the team gained at least 330 yards in total offense in 10 of 11 regular-season games ... in first season at Louisville, adapted well to center position and anchored line that helped offense record more than 466 yards total offense per game and allow just 20 sacks in 500 pass attempts ... earned all-Western States Conference notice at offensive tackle for Phoenix College ... twice named the school's outstanding lineman ... team captain did not allow a sack in two seasons ... two-way lineman at Westview High School ... computer sciences major at Louisville ... born March 23, 1979.



# Scott Player

Punter

6-1  221  Fifth Year

Free Agent, 1998

College: Florida State

DOB: December 17, 1969

Hometown: St. Augustine, Florida

10

**Pro Career: First Pro Bowl appearance in 2000** ... second time was the charm when the perseverant Player made the Cardinals' roster in his second training camp with the team in 1998 ... after numerous failed NFL tryouts, taught physical education in middle school and was working 14 hours a day for trucking company in Birmingham, Ala. when the Cardinals called a second time ... accurate directional punter ... finished 1998 season with 81 punts for 41.7-yard gross average and 35.9-yard net mark ... bettered those numbers in 1999 with 42-yard average on 94 punts with 36.7-yard net figure, then posted **career-best 44.2-yard gross mark and 37.3-yard net average in 2000** ... also serves as holder for field goals and points-after-touchdown ... originally signed as a free agent with Cardinals in 1996 ... waived Aug. 20, 1996 during preseason ... signed with N.Y. Giants on Feb. 18, 1997 ... released Aug. 25, 1997 ... added to N.Y. Jets' developmental squad after tryout on Aug. 26, 1997 ... released two days later ... received subsequent tryouts during 1997 season with Miami, St. Louis, Washington, Tampa Bay, and the Jets again... re-signed by Cards on March 3, 1998 ... **spent spring of 1997 in the World League with Frankfurt Galaxy** on assignment from Giants ... punted 60 times for 2,617 yards, 43.6-yard gross average, and 34.3-yard net mark with 17 punts inside the 20 ... also had one punt blocked ... **43.8-yard average on 143 punts for Birmingham of the Canadian Football League in 1995** ... his position coach at Birmingham was Al Everest, the Cards' special-teams coach from 1996-99.

**2001:** Endured disjointed season to average 41.5 yards on 67 punts with 17 inside-the-20 efforts, just seven touchbacks, and 33.8-yard net average ... suffered ankle sprain in seventh game of season, inactive for four contests, then returned to duty for final five outings ... solid season opener vs. Denver (Sept. 23) with 47-yard average and two inside-the-20 efforts on five punts and 39-yard net mark, including a 58-yarder in fourth quarter downed at the three-yard line ... six punts for 40.8-yard average at Philadelphia (Oct. 7) with

two of last three inside-the-20 efforts in the second half as Eagles' dangerous return specialist Brian Mitchell was forced into three fair catches in 21-20 Arizona win ... heroic effort vs. Philadelphia (Nov. 4) as he punted with severely sprained left ankle after Eagle rusher William Hampton rolled into Player's planted left leg on his first punt ... after rookie place kicker Bill Gramatica handled one punt in second quarter, Player returned to finish the game with nine overall punts for 41.4-yard average ... inactive next four games ... free agent Chad Stanley was signed during Player's absence, managing a 39.5-yard gross average and 34.2-yard net mark on 19 punts for 751 yards with one touchback and four punts inside-the-20-yard line ... returned to duty vs. Washington (Dec. 9) and impressed with five punts for 44.8-yard average ... navigated windy Giants Stadium (Dec. 15) with six punts for 39.8-yard average and two inside-the-20 efforts as Giant returner Tiki Barber was held to two returns of one yard each ... also attempted to field high snap from Trey Junkin on second-quarter field-goal try but the ball was recovered by Giant defender Jason Sehorn ... eight punts for 41.4-yard gross average but just 30.5-yard net mark vs. Dallas (Dec. 23) as Cowboy Reggie Swinton returned four punts for 67 yards, including a 43-yarder in first quarter ... averaged 39.2 yards on five punts in 30-7 win at Carolina (Dec. 30) with two inside-the-20 efforts ... concluded season at Washington (Jan. 6) with 37.7-yard average on six punts, including two inside-the-20 boots, in cold, rainy, and windy FedEx Field.

**2000:** Voted to first Pro Bowl as 44.2-yard gross and 37.3-yard net averages ranked second in NFC ... just five touchbacks on 65 punts with 17 inside-the-20 efforts ... averaged 42.2 yards on five punts, including long boots of 49 and 47 yards in season opener at N.Y. Giants (Sept. 3) ... first punt of 49 yards vs. Dallas (Sept. 10) negated by offsetting penalties, only to see ensuing boot of 55 yards returned by Cowboy Wane McGarity 64 yards for a touchdown ... other punt for 38 yards

(Scott Player continued on page 102)

(Scott Player continued from page 101)

gave him 46.5-yard gross average on the day but a 14-yard net ... active day vs. Green Bay (Sept. 24) with six punts for season-best 48-yard average including a pair of 54-yarders ... also one tackle on coverage ... solid outing at San Francisco (Oct. 1) with four punts for 43.8-yard average and 38.7-yard net mark, including first punt a 39-yarder downed at the four-yard line by MarTay Jenkins ... averaged impressive 47.7 yards on three kicks with punts of 45, 52, and 46 yards and 38.7-yard net mark in 29-21 win over Cleveland (Oct. 8) ... outstanding game vs. Philadelphia (Oct. 15) with 46.3-yard average on three kicks as Eagle returner Mitchell fielded two punts for zero yards with one fair catch ... averaged 43 yards on five punts at Dallas (Oct. 22) and victimized again by Cowboy returner McGarity who returned a first-quarter punt 59 yards to a touchdown, his second scoring return of the season against the Cardinals ... **McGarity became the third player in NFL history to return a punt for a touchdown in two different games against the same team in one season (Houston's Billy "White Shoes" Johnson vs. Cleveland in 1977 and Cleveland's Eric Metcalf vs. Cincinnati in 1994)** ... impressive game in 16-15 win over Washington (Nov. 5) with 45.7-yard gross average and 39-yard net mark with one inside-the-20 effort, a 51-yarder with roughly two minutes left in game to pin Redskins at own 10-yard line following penalty ... admirably handled pressure kicks to talented return specialist Deion Sanders, who finished game with one return for zero yards ... excellent game at Philadelphia (Nov. 19) against Mitchell with seven punts for 40.3-yard gross mark and 38.1-yard net average with three inside-the-20 efforts ... Mitchell was forced into four fair catches ... effective game vs. N.Y. Giants (Nov. 26) with 44-yard gross and 43.6-yard net marks as Barber was limited to two returns for one yard each and two fair catches ... second-best gross day of season with 47.8-yard mark and 41.2-yard net figure on five boots at Jacksonville (Dec. 10) ... four punts for 45.3-yard average vs. Baltimore (Dec. 17) but mediocre 30.5-yard net average as Raven returner Duane Starks collected 59 yards on three returns, including a 38-yarder ... finished season at Washington (Dec. 24) with 41.5-yard average on four punts with two inside-the-20 efforts and only his fifth touchback of the season ... **in Pro Bowl in Honolulu, punted three times for 48.7-yard average.**

□1999: Voted second alternate to NFC Pro Bowl squad ... finished sixth in NFC with 42-yard average, tied for fourth with 36.7-yard net mark, and ranked second with 94 punts ... **94 punts was the third most by a Cardinal in a season** ... opened season with 34.4-yard average on five well-placed punts as Eagle returners were forced into three fair catches and one return for just two

yards in 25-24 victory ... sailed first punt vs. San Francisco (Sept. 27) 45 yards into end zone for a touchback, then placed three of next five inside the 20-yard line to finish game with six boots for 42-yard average and 36.3-yard net mark ... finest game of season at Dallas (Oct. 3) with 45.3-yard average on eight punts, seven in the first half ... near flawless execution of direction and hang time with anticipated return of Dallas return specialist Sanders, but the Pro Bowler was limited to returns of -4, 8, 6, 7, -1, and 16 yards ... second consecutive solid game with 46.6-yard average on nine punts in 14-3 win over N.Y. Giants (Oct. 10), including two inside-the-20 efforts and net mark of 38.8 yards ... punts covered over 50 yards four times and shortest of the game, a 34-yarder, pinned the Giants at their own nine-yard line ... also made touchdown-saving tackle of returner Tiki Barber on fourth-quarter punt after a 36-yard return ... outstanding first half with punts of 55, 58, and 49 yards vs. Washington (Oct. 17) ... finished game with 44.1-yard average and 44.9-yard net mark with seven boots for 309 yards and two efforts inside the 20-yard line ... Redskins' Mitchell was limited to two punt returns that netted minus five yards and two fair catches ... 40-yarder in third quarter bounced off Washington's Darryl Pounds at midfield, a muff Card teammate Mario Bates recovered ... **career-high 10 punts in windy Giants Stadium as N.Y. Jets (Nov. 7)** netted 34-yard average ... rebounded with 45-yard average on five efforts in 23-19 win over Detroit (Nov. 14) ... impressive day vs. Dallas (Nov. 21) with 42.2-yard average on five punts, including first-half boots of 51, 48, and 49 yards ... Sanders fielded just one punt and ran out of bounds after five yards ... also did fine job of baiting Cowboy rushers on first-quarter fake punt as he feigned high snap over his head as up-back Pat Tillman took the snap from center Trey Junkin and ran up the middle for four yards and a first down ... also took intentional safety near end of the 13-9 win as he ran 14 seconds off the clock late in fourth quarter, then knocked Sanders out of bounds after the ensuing free kick ... punts of 39, season-long 60, 52, and 53 yards translated into season-best 51-yard average in 21-17 win over Philadelphia (Dec. 5) ... three punts for 44.3-yard average at Atlanta (Dec. 26) ... concluded season with three boots for 43.3-yard average and two inside-the-20 efforts at Green Bay (Jan. 2).

□1998: As a 28-year-old NFL "rookie," punted 81 times for 3,378 yards which translated into rankings of 11th in NFC in gross average (41.7 yards) and 10th in net (35.9 yards) ... ranked third in NFC with just six touchbacks in 81 punts for 7.4 percent mark ... also dropped 12 punts inside the 20-yard line ... one blocked punt ... hit the ground running in **first NFL game at Dallas (Sept. 6)** with six punts for 44.2-yard average in first half, eight

for 46-yard mark for the day ... suffered calf muscle pull on scout team in practice Wednesday prior to game vs. Philadelphia (Sept. 20) ... after considerable treatment throughout week, kicked by Friday and managed seven punts for 36.4-yard average vs. Eagles ... first two punts were good for 46 and 50 yards, but final five showed effects of the calf injury ... steady effort with five punts for 40-yard average and 39.6-yard net in 20-17 win at St. Louis (Sept. 27) ... best effort since season opener with 44-yard average on six punts vs. Oakland (Oct. 4), including three inside-the-20 efforts ... punted for 41 and 55 yards in first half vs. Chicago (Oct. 11) ... fourth-quarter punt blocked by Ricky Bell, only to have teammate Ronald McKinnon snatch the ball out of the air and run for a first down ... closed game with season-long 67-yarder to the Bear three-yard line with 1:15 left in 20-7 win ... solid 42.6-yard average and 35.2-yard net mark vs. the N.Y. Giants at the Meadowlands (Oct. 18) ... rose to the challenge of Cowboy returner Sanders vs. Dallas (Nov. 15) with directional boots of 48 and 46 yards ... the former pinned Sanders on the sideline for a one-yard return, the latter was downed ... outstanding 47-yard gross and 46.5-yard net average for the day ... punted three times for 39.7-yard average in first half at Washington (Nov. 22), including a 47-yarder in first quarter that Redskin Mitchell muffed and Cards recovered and converted into 3-0 lead ... later booted 20-yarder to the Redskin 16-yard line with 1:30 left as Cards were treading water against Redskins' relentless comeback from 31-point deficit to pull within 45-42 ... however, Washington was penalized for 12 men on the field on that fourth-and-six play, giving Arizona a fourth-and-one that was stopped by Washington ... impressive game at Kansas City (Nov. 29) with 46.8-yard average on five punts, including first-half boots of 52, 51, and 51 yards

... after kicker Joe Nedney was injured on fourth-quarter kickoff that had to be re-kicked due to off-sides penalty, handled the place-kicking duty, a squib kick the Chiefs covered on their own 33-yard line ... had to re-kick his first attempt, however, when he booted the ball before the referee gave him the signal to put it in play ... averaged 43.4 yards on seven punts with one inside the 20-yard line in 16-13 win over San Diego (Dec. 27), his best average in four weeks and top net (39.4) since Nov. 15 vs. Dallas (46.5) ... flawless effort in 20-7 wild-card victory at Dallas (Jan. 2) with eight punts for 37.9-yard average and three inside-the-20 efforts at the 11, 10, and 1-yard lines ... forced Sanders into two fair catches, Tyrone Hughes into one, and allowed Hughes one 11-yard return until Sanders shook loose for a 41-yard return in the fourth quarter to set up Dallas' only touchdown of the game ... capped the victory with 36-yard punt with one minute left that Fred Brock downed at the one-yard line ... two punts for 36-yard average in divisional playoff loss at Minnesota (Jan. 10).

□ **College/Personal:** Former walk-on at Florida State University (F.S.U.) ... originally played collegiate baseball (catcher) in Florida at Flagler College and Florida Community College ... rotator cuff injury later stalled baseball career ... despite F.S.U. having two punters on scholarship, earned punting duties as a senior ... punted 45 times for 1,820 yards, good for a 40.4-yard average for the 11-2 Seminoles ... in 1991 season-ending 14-9 loss to Florida, posted 50-yard average on six punts, highlighted by two 60-yarders and a 57-yarder ... played football and baseball at St. Augustine (Fla.) High School ... interests include classic cars and golf ... owns bachelor's degree in education from F.S.U. ... wife Julianne ... daughter Ava Anne ... born Dec. 17, 1969 in St. Augustine. □

## Scott Player Career Stats

### Punting

Year	Punts	Yards	Average	Touchbacks	Inside 20	Long	Blocked	Net Average
1998	81	3,378	41.7	6	12	67	1	35.9
1999	94	3,948	42.0	8	18	60	0	36.7
2000	65	2,871	44.2	5	17	55	0	37.3
2001	67	2,779	41.5	7	17	58	0	33.8
<b>Totals</b>	<b>307</b>	<b>12,976</b>	<b>42.3</b>	<b>26</b>	<b>64</b>	<b>67</b>	<b>1</b>	<b>35.9</b>

### Additional Statistics

One rush for -11 yards on mishandled field-goal attempt, 2000; one rush for no yards on mishandled field goal attempt, 2001.

### Games

Games—1998: 16, 1999: 16, 2000: 16, 2001: 12 (0). Totals: 60.

### Single-Game Bests

Punts: 10 at N.Y. Jets, Nov. 7, 1999. Gross Average: 51.0 vs. Philadelphia, Dec. 5, 1999. Yards: 419 vs. N.Y. Giants, Oct. 10, 1999. Longest Punt: 67 vs. Chicago, Oct. 11, 1998. Net Average: 48.3 vs. Chicago, Oct. 11, 1998. Inside the 20: 3 four times.



# Jake Plummer

## Quarterback

**6-2** **212** **Sixth Year**  
**Second Round (42nd), 1997**  
**College: Arizona State**  
**DOB: December 19, 1974**  
**Hometown: Boise, Idaho**

# 16

□ **Pro Career:** Local hero who starred as a collegian at Arizona State University (A.S.U.) ... in 1998, his first full season as a starter, guided Cardinals to their first playoff appearance since 1982 and their first postseason victory since 1947 ... elected offensive co-captain by his teammates during 1998 training camp at 23 years of age with just 10 NFL games (nine starts) under his belt ... uncanny ability to produce amid the mayhem and pressure of helter-skelter last-minute situations ... in 68 pro games, has led Cards to 16 comeback victories (defined as tied or trailing in the fourth quarter or overtime) ... suffered through frustrating 1999 and 2000 seasons that included finger, thumb, hip, rib, sternum, and groin injuries, then rebounded last year and did not miss an offensive play as 16-game starter ... in 68 NFL games (66 starts), has completed 1,256 of 2,234 passes (.565) for 14,650 yards with 72 touchdowns and 94 interceptions ... fastest Cardinal to 10,000 career passing yards ... also owns 900 rushing yards on 201 attempts with eight scores, including four in 1998, the most by a Cardinal quarterback in over 20 years.

□ **2001:** Received high marks for exhibiting patience, intelligence, and judgement in efficient season ... *N.Y. Giant passer Kerry Collins joined him as the only two NFL quarterbacks to take every snap from center* ... 304 completions in 525 pass attempts (57 percent) for 3,653 yards (6.96-yard average per attempt) with 18 touchdowns, 14 interceptions, 29 sacks (204 yards), and 35 rushes for 163 yards (4.7-yard average) ... 18 touchdown passes and 14 interceptions were his career single-season bests, spelling his best differential (plus four) as well ... NFL leader with 1,277 fourth-quarter passing yards ... 10 touchdown passes in the final period tied San Francisco's Jeff Garcia for best in NFC ... concluded season with stretch of 142 passes without interception, a streak that ended with a fourth-quarter toss at Washington (Jan. 6) that bounced off the hands of the intended receiver into the arms of the Redskin defender ... the pickoff was only his second interception in his final 205 attempts of the season ...

*engineered 13th, 14th, 15th, and 16th career comeback victories* ... four touchdown passes and one interception vs. Detroit (Nov. 18) pushed his touchdown-to-interception differential for the season to plus two for the first time in his career ... concluded season at plus four ... started season opener vs. Denver with 26-yard strike to wide receiver David Boston on first play of game, *surpassing the 11,000-yard career passing mark* ... later in drive converted a third-and-seven situation at midfield with 19-yard run ... concluded first quarter 5-5-109, highlighted by 47-yard hook-up with Boston on second possession of game as Cards took 10-0 lead one play into the second quarter ... tossed an interception in the second period which Denver converted into a field goal to narrow its deficit to 10-6 ... stifled in second half, however and concluded the game with 16 completions in 28 attempts for 242 yards with one touchdown and one interception ... impressive completion mark of 65.7 percent on 23-for-35 day for 276 yards and a stretch of 11 consecutive pass completions vs. Atlanta (Sept. 30) overshadowed by three interceptions and a fumbled center exchange ... atoned in fourth quarter with 80-yard scoring drive in eight plays as he connected on six of seven passes for 74 yards, capped by a 12-yard thread-the-needle touchdown toss to tight end Terry Hardy at the eight-minute mark of the final period ... *spun his fourth-quarter comeback magic for the 13th time in his career—fifth against the Eagles—with madcap finish in 21-20 comeback win in hostile Veterans Stadium (Oct. 7) with a 74-yard, eight-play drive that took just 64 seconds* ... quiet first half with six completions in 10 attempts for only 53 yards, including a two-yard scoring toss to fullback Joel Makovicka in first quarter to finish a 14-play, 70-yard scoring drive, *the first time in 51 games the Cards scored a touchdown on the opening possession*, to push the lead to 14-0 ... began the fourth quarter with a 66-yard drive to the Eagle 22-yard line, poised to take a 21-17 lead, only to throw an interception in the end zone with 10 minutes left ... after the Eagles pushed their lead to 20-14 with a field

goal, the Cards took over at their own 26-yard line with 1:13 remaining and no timeouts ... Plummer hit wide receiver MarTay Jenkins for gains of 16 and 28 yards for a first down at the Eagle 35-yard line with 28 seconds left ... with the huddle call "Stack right, stutter pass, left 87 pump," he looked down the left side to a blanketed Boston, then threw a blind pass toward the opposite corner ... Jenkins adjusted to the underthrown pass, spun away from Pro Bowl cornerback Troy Vincent at the three-yard line, and dove across the goal line with nine seconds left ... **authored career pass completion 1,000** in third quarter with 11-yard toss to tight end Hardy ... nearly spun his magic for second consecutive game in failed comeback bid at Soldier Field (Oct. 14) as he finished game with 20 completions in 37 attempts for 216 yards and a seven-yard touchdown toss to wide receiver Frank Sanders in fourth quarter ... brought club to within 20-13 with 13-play, 99-yard drive as he connected on eight of 12 passes for 88 yards, highlighted by third-down conversion passes of 22 yards to Jenkins and 13 yards to Boston in the drive ... got ball back with 62 seconds left at own 37-yard line but timeouts were expended on the Bears' prior possession and drive fell short ... second consecutive outing with fine game management as he connected on 16 of 25 passes for 228 yards with 1 touchdown, 0 interceptions, and 0 sacks in 24-16 win over Kansas City (Oct. 21) ... completed first half with seven completions in 13 attempts for 102 yards, then was six-of-eight for 75 yards in third quarter, three-for-four, 51 yards in the fourth quarter, highlighted by a 23-yard scoring strike to Boston on second play of fourth period ... masterful effort in 16-play, 95-yard scoring drive that chewed 8:51 off the clock as he guided five consecutive third-down conversions in the drive—11-yard pass to Jenkins on third-and-three, scramble for six yards on third-and-five, 19-yard pass to Boston on third-and-eight, and two Michael Pittman runs for first-down yardage in between ... frustrating afternoon at Dallas (Oct. 28) started off in impressive fashion with first-quarter performance that saw him connect on seven of nine attempts for 61 yards and rush twice for 28 yards as Cards took 3-0 lead ... finished first half with 13-19-115 and an interception on a deflected pass off the hands of tight end Tywan Mitchell that snuffed a potential field-goal attempt inside the Dallas 35-yard line ... second half proved deadly, however, as he threw blindly from own end zone on third-and-10, a toss Dallas linebacker Dexter Coakley intercepted and returned 10 yards for a touchdown and a 17-3 Cowboy lead ... solid first half vs. Philadelphia (Nov. 4) with 9-14-125 production, including a 52-yard pass play to Boston that set up a Mitchell two-yard scoring toss late in first half ... lit the scoreboard in fourth quarter for 154 yards with 12 completions in 21 attempts in failed comeback attempt ...

only interception of game was desperation pass at end of game ... impressive game management in 45-38 thriller over Detroit (Nov. 18) with his **14th career comeback victory**, bringing Cards back from 31-21 deficit in fourth quarter for 45-38 win ... regrouped from several resounding hits by Lion pass rushers (needed several stitches in his chin after a hit by Lion Robert Porcher) and showed movement and escapability within the pocket ... fine passing efficiency with 21-33-334 and four touchdowns as he found Boston, Sanders, and Jenkins for scoring plays with a season-best 10.14-yard average per attempt ... **the 45 points equalled the most by a Cardinal team since 49 points vs. New Orleans in 1977** ... opened the game in superb form as he took Cards on 13-play, 94-yard scoring drive with five completions in six attempts for 74 yards in first quarter ... continued in second quarter with eight completions in 11 passes for another 85 yards ... found Sanders for season-long 68-yard scoring connection in third quarter, then tossed a pair of touchdown passes in fourth period, including another long play of 53 yards to Jenkins ... authored **15th career comeback** win at San Diego (Nov. 25) with 9-13-112 passing in fourth quarter of 20-17 victory ... overall connected on 19 of 31 attempts for 241 yards, including a 37-yard scoring toss to Boston in the second quarter ... **16th career comeback** with 34-31 overtime victory at Oakland (Dec. 2) ... hidden in his 22-38-249 effort was outstanding second-down numbers of 12-14-182 ... finished first half 13-20-136 as Cards took 20-7 lead into the locker room ... managed game well in second half ... after Oakland took a 24-23 lead with 1:47 left, needed just 29 seconds to regain the lead, finding Boston on 50-yard crossing route with 1:26 to play to give Cards 29-24 advantage ... followed with key effort on two-point conversion as he slithered into the end zone for short-lived 31-24 advantage ... Oakland sent game into overtime when it scored on 10-play, 78-yard drive with ensuing possession ... Cards won on field goal in the extra period ... admirably managed game at N.Y. Giants (Dec. 15) despite lack of success in the running game, eventual loss of starting right guard Leonard Davis (shoulder), Makovicka (concussion), and Jenkins (ankle) ... completed first half 12-18-73 with long of only 14 yards as Cards faced 7-6 halftime deficit ... down 10-6 in fourth quarter, guided Cards 43 yards on 10 plays for go-ahead score with four minutes left, a 24-yard fourth-and-15 jump ball pass to Mitchell after Plummer mishandled the shotgun snap from center ... earlier in the drive again connected with Mitchell, this time an 11-yarder on fourth-and-nine at the Giant 30-yard line ... connected on 17 of 31 passes for 144 yards in 17-10 win over Dallas (Dec. 23), including a key 58-yarder to Sanders in second quarter to set up go-ahead

(Jake Plummer continued on page 106)

(Jake Plummer continued from page 105)

touchdown ... completed 10 of 16 passes for 103 yards in second quarter ... unspectacular but efficient effort at Carolina (Dec. 30) as he connected on 12 of 23 passes for 173 yards and a pair of scoring passes to Boston to enjoy his third consecutive game without interception in 30-7 win ... managed 8-14-125 with two scores in first half as Cards took 27-7 halftime lead ... found Boston for 61-yard touchdown toss early in second quarter on pump fake as Boston outjumped Carolina defender Jimmy Hitchcock near the 10-yard line and glided to the end zone ... battled Redskin defense as well as game-long rain with temperature hovering in the 30s to complete just 11 of 25 passes for 154 yards at Washington (Jan. 6), including just two completions in 11 attempts for 16 yards in second half ... impressive showing in first two periods with 9-14-138 production as Cards took 17-6 lead into the locker room at halftime ... an adjusting Washington defense and continued deterioration of playing conditions spelled the 2-11-16 effort in the final two quarters, however, as Cards were unable to convert any of nine third-down situations.

□ **2000:** Enigmatic fourth professional season ... as 14-game starter, completed 270 of 475 pass attempts (56.8 percent) for 2,946 yards with 13 touchdowns and 21 interceptions ... also 22 sacks for -151 yards ... passer rating of 66.0 was nearly 16 points higher than 1999 figure of 50.8 ... *touchdown passes of 50 yards or more in three consecutive games (weeks five-seven) team first since Neil Lomax in 1983 ... consecutive games without interception at San Francisco (Oct. 1) and vs. Cleveland (Oct. 8) a career first ... named NFC offensive player-of-the-week in 32-31 win over Dallas (Sept. 10) with career-best 75 percent completion figure (18 completions, 24 attempts) as he brought Cards from 11-point deficit with two fourth-quarter touchdown passes for his 12th career comeback victory ...* passer rating of 87.8 after two weeks was highest since becoming a starter midway through 1997 season ... began season opener at N.Y. Giants (Sept. 3) with 10 completions in 20 attempts in first half with two interceptions, then regrouped midway through the third quarter and into the final period but come-from-behind rally from 21-3 deficit fell short in 21-16 defeat ... fourth-quarter stats of 10-17-143 with two touchdowns in comeback bid, including scoring tosses of nine and 25 yards to wide receiver Boston ... also ran the ball four times for team-high 18 yards ... 318 yards passing was the second highest season-opening performance in team history behind Jim Hart's 322-yard effort vs. the N.Y. Giants on Sept. 7, 1980 ... combined first-half numbers of 11-14-133 and second half of 7-10-110 with two touchdowns vs. Dallas (Sept. 10) to guide Cards to a 32-31 come-from-behind victory ... twice fired scoring tosses to Sanders on

third-down touchdown passes of four and 17 yards, the latter with 1:54 remaining for the final 32-31 margin ... perfect four-for-four in pair of third-quarter scoring drives ... key play was improvised slant-and-go to Boston for 63-yard gain in fourth quarter to set up game-winning points ... regressed vs. Green Bay (Sept. 24), completing 21 of 43 attempts for 189 yards and long completion of just 18 yards with four interceptions ... first interception, however, was on desperation throw at the end of the first half, the other three occurred in fourth quarter after game was out of reach ... though sacked just once for eight yards, frequently was hit after releasing the ball by Packer rushers and sustained left-elbow contusion ... frustrating afternoon at San Francisco (Oct. 1) with solid stats but no sustained production until late in failed comeback bid ... connected on 12 of 18 passes for 129 yards in first half with 56-yard scoring connection to Boston on quick hitch brought Cards within 17-10 at halftime ... after Arizona fell behind 27-10 in fourth quarter, opened with 14-play, 61-yard drive to a field goal to narrow the margin to 27-13 at the 6:45 mark ... then connected on four of five passes to reach the 49er nine-yard line with a first down, but a run for no yards by Pittman and two incomplete passes forced the Cards to settle for a 27-yard field goal ... guided club 70 yards on six plays following a 49er punt with 11-yard tosses to Boston and Mac Cody, a 35-yard catch-and-run by Pittman, and another nine-yard pass to Boston that running back Thomas Jones converted with a four-yard touchdown run for 27-20 deficit with 2:15 left ... efficient, mistake-free effort in 29-21 victory over Cleveland (Oct. 8) with 17 completions in 30 attempts for 171 yards with two touchdown passes and no interceptions ... after Cards fell behind 14-0 in the first quarter, delivered fine second quarter with 8-12-100 numbers, including a 53-yard scoring toss over the middle to Sanders on his fourth read of the play, the second time to Sanders after looking him off earlier as the play developed ... guided club on extended scoring drives of 13 (field goal), 9 (field goal), 9 (touchdown), and 11 (field goal) plays, and two other quick-strike drives of five and two yards for touchdowns in 29-21 victory ... efficient game vs. Philadelphia (Oct. 15) with 18 completions in 30 attempts for 213 yards and two touchdown passes, but two second-half interceptions quelled comeback hopes after Cards cut 24-0 deficit to 24-14 ... connected on 12 of 21 passes for 168 yards in second half, including a 70-yard scoring connection with Boston on post pattern in the third quarter ... scrambled twice for 43 yards on runs of 24 and 19 yards ... fine first half vs. New Orleans (Oct. 29) with 172 yards passing on 13-of-21 effort, a three-yard scoring strike to tight end Terry Hardy, a 13-yard run, and no interceptions as Cards took a 10-7 lead and *scored a touchdown in the first*

*quarter for the first time in 23 regular-season games ...* deadly third quarter, however, with a third-down interception inside the Saints' 40-yard line on Arizona's first possession of the second half, and later watched New Orleans linebacker Keith Mitchell tip and intercept a swing pass for a 40-yard return for a touchdown to give the Saints a 14-10 lead ... *completed passes to season-high 10 different receivers ... up-and-down game vs. Washington (Nov. 5) but finished with 12 completions in 19 attempts for 146 yards and suffered just one sack in pivotal 16-15 victory just two days before Election Day and crucial stadium vote in Maricopa County ...* found Jenkins for 34-yard gain to the Washington eight-yard line on first play of the second quarter, but mishandled the center exchange on next play ... Washington recovered the ball and drove to a touchdown to take a narrow 10-9 lead ... tossed interception to Redskin cornerback Deion Sanders in fourth quarter and made the tackle after a 32-yard return, but ensuing Washington drive ended in missed field-goal try ... *146 passing yards against Washington made him the fastest Cardinal to 10,000 career passing yards in his 47th appearance ...* solid, mistake-free game at Minnesota (Nov. 12) evidenced by good game management with numerous accurate reads, handled the Metrodome noise factor, and audibling impressively at line of scrimmage ... completed 19 of 28 passes for 219 yards, suffered two sacks, but avoided interception for the first time in five outings ... after Vikings took 7-0 lead in the first quarter, drove Cards 75 yards in 11 plays to tie the game at 7-7 as he connected on six of eight passes for 71 yards in first-quarter drive, including three consecutive third-down conversions with passes of nine yards to Pittman, 11 to Sanders, and 21 to Boston ... continued efficient play with five-of-six completions for 70 yards in second quarter to finish first half 11-14-141 ... two fourth-quarter lost fumbles by Card tailbacks Pittman and Jones ended comeback hopes ... endured a beating at Philadelphia (Nov. 19), leaving game twice, the final time early in the fourth quarter as back-up quarterback Dave Brown finished the contest ... final stats of 8-15-51, long completion of just 16 yards, and five sacks for -22 yards ... first trip to bench came after third-quarter run for 10 yards ended when the Veterans Stadium turf produced an awkward slide and Eagle Hugh Douglas folded him up from behind ... after leaving the game for two plays with wind knocked out of him, returned to finish the period ... later sacked on blind-side blitz by Eagle Brian Dawkins early in the fourth quarter and landed awkwardly on left hand, leaving the game with bruised ribs and sprained thumb ... declared inactive third quarterback vs. N.Y. Giants (Nov. 26) with thumb and rib injuries that prevented him from practicing during the week ... back in the saddle at Cincinnati (Dec. 3) with healthy week of

practice ... connected on 22 of 44 attempts for 278 yards and a pair of scoring strikes of 38 and 15 yards to Boston ... completed 14 of 26 passes for 223 yards and the two scores in the second half as he brought Cards back from 21-0 deficit to 21-13 margin ... from own 29-yard line, guided Cards to Bengal 23-yard line with just over eight minutes left, but was intercepted by Bengal cornerback Tom Carter at 17-yard line as Cincinnati converted the turnover into a 17-play, 69-yard drive to a field goal that ate up 7:25 on the clock for 24-13 final tally ... inactive third quarterback at Jacksonville (Dec. 10) while recovering from rib/sternum injuries ... after a full week of practice, back in the starting lineup vs. Baltimore (Dec. 17) and performed impressively against the league's top defense ... Cards penetrated Raven 30-yard line five times only to score one touchdown for their efforts ... connected on eight of 10 passes for 65 yards in first quarter and took Cards on drive from own 15-yard line to Raven eight-yard line before Pittman lost the ball while being knocked out ... in the second quarter, took Cards from own 29-yard line to Raven 28-yard line before Cary Blanchard's 46-yard field-goal try was short ... later in period from own one-yard line, engineered drive to Raven 29, highlighted by 56-yard toss to Boston ... stopped on fourth-and-one, however, on quarterback keeper with 59 seconds left before intermission ... finished first half 11-22-148 ... in third quarter, found Cody for 24-yard gain on third-and-14 near midfield, then three plays later hit Sanders over the middle for 27-yard touchdown to give Cards 7-3 lead with 9:41 left in the period ... tossed interception on next series as his pass in the flat to tight end Chris Gedney was wrestled away by Raven linebacker Jamie Sharper, who returned the pickoff 45 yards to Arizona's six-yard line to set up a one-yard Jamal Lewis touchdown run and a 10-7 Baltimore lead ... nearly pulled out a comeback in fourth quarter with eight completions in 11 attempts for 55 yards, but tight end Hardy lost a fumble at the Raven five-yard line and on subsequent possession, a fourth-and-five pass at the Raven 12-yard line was batted away by all-pro linebacker Ray Lewis ... the valiant effort was Baltimore's narrowest victory in its final eight games as it marched to the Super Bowl XXXV championship ... concluded frustrating season with 14-31-144 outing at Washington (Dec. 24) with three interceptions (two at the goal line) and lost one fumble ... struggled through first half with just three completions in 12 attempts for 26 yards as he was shaken up and sent to the bench for one play ... returned in second half with 20-yard connection to Sanders to the Redskin 45-yard line, then intercepted by Darrell Green at the 35-yard line ... finished second half 11-19-118 ... also collected 30 yards on four rushing attempts.

□ 1999: Five-week absence due to preseason

(Jake Plummer continued on page 108)

(Jake Plummer continued from page 107)

thumb injury and mid-season broken finger—both on his right (throwing) hand—dashed expectations ... sprained thumb in second preseason game, broken finger in mid-season, and nagging hip and groin injuries spelled frustrating campaign as NFL's lowest-rated passer at 50.8 with 201 completions in 381 attempts (52.8 percent) for 2,111 yards, 9 touchdowns, and league-leading 24 interceptions ... *the 24 interceptions were the most by a Card quarterback since Jim Hart's 30 pickoffs in 1967* ... troubles began in preseason vs. Tennessee (Aug. 20) ... early in first quarter while Titan defensive end Mike Jones was sacking Plummer, defensive tackle Jason Fisk slapped at the ball in Plummer's hand and yanked his thumb ... diagnosed with a sprained thumb, Plummer saw little or no practice time in the coming weeks while the injury healed ... threw just 10 passes in preseason due to the sprained thumb ... inactivity was obvious over the first six weeks of the regular season as he completed just 93 of 181 passes (51.4 percent) for 928 yards, 3 touchdowns, and 14 interceptions ... broken finger vs. Washington (Oct. 17) forced him to miss five starts ... in the week leading to his return to action in second half at N.Y. Giants (Nov. 28), participated in just nine regular-season practices since preseason due to the myriad of injuries ... shook off nightmarish first quarter in season opener at Philadelphia (Sept. 12) of 2-9-15 with two interceptions to rally Cards from 21-0 deficit to thrilling 25-24 victory. *his 10th fourth-quarter comeback in just 27 pro starting assignments* ... both first-quarter interceptions led to Eagle touchdowns ... finished the first half 10-25-78 with three interceptions ... found his rhythm in the third quarter with 10 completions in 14 attempts for 105 yards, including a perfect five-for-five for 58 yards on third down ... responded in comeback bid with outstanding first-down efforts in fourth quarter, another perfect showing with four completions in as many attempts for 71 yards, including a 47-yarder to wide receiver Rob Moore to the Eagle 18-yard line, then a strike to Moore on a slant between two defenders for a 20-yard touchdown pass to cut the deficit to 24-22 with 4:03 to play ... key play was a naked bootleg on second-and-11 at the Eagle 21-yard line with 1:24 left when he scooted around right end before being pushed out of bounds at the four-yard line, a call only he and offensive coordinator Marc Trestman knew would be a Plummer bootleg ... three kneel-downs set up Chris Jacke's game-winning 31-yard field goal as time expired ... by his own admission, Plummer endured perhaps his worst game as a pro at Miami (Sept. 19) the next week with just 11 completions in 27 attempts, four interceptions, and numerous poor throws ... tender throwing thumb dictated back-up Brown take nearly all the snaps during team drills during the week ... once again started slowly vs.

San Francisco (Sept. 27) with first-half numbers of 8-17-85, 1 interception, and 4 sacks ... opened second half with supportive running game on opening series of the third quarter in 11-play, 80-yard touchdown drive as he connected on two of three passes for 20 yards ... also dove for 10 yards on third-and-11 in fourth quarter, then converted the fourth-and-one with one-yard dive for a first down at own 44-yard line with five minutes left ... struggled out of the starting blocks again at Dallas (Oct. 3) as third-down pass bounced off wide receiver Andy McCullough's hands into the arms of Cowboy safety George Teague, who raced 32 yards for a touchdown on the Cards' third play from scrimmage ... finished the game with 16 completions in 33 attempts for 111 yards, 1 touchdown, and 3 interceptions ... all three interceptions bounced off the hands of Cardinal receivers ... completed two-yard scoring toss to rookie full-back Makovicka to cap 38-yard scoring drive in second quarter, one play after finding Sanders for a 26-yard gain with 24 seconds left in first half ... found rhythm with first-half numbers of 13-17-156 vs. N.Y. Giants (Oct. 10), including seven connections for 98 yards and a touchdown to rookie Boston and five tosses for 37 yards to Sanders ... also sneaked over goal line from one-yard away near end of first half to give Cards 14-0 lead that held up in the 14-3 win ... attempted just two passes in second half ... sandwiched between two linebackers Jessie Armstead and defensive end Michael Strahan on third-and-10 scramble on third play of second half, however, suffering bruised left hip that sent him to the locker room for four series as Brown relieved ... with clean x-rays, returned for final two series to finish the game, his first of the year without interception ... practiced only briefly during week prior to home game against Washington (Oct. 17) due to left hip and right rib injuries ... looked sharp in first quarter with six completions in nine attempts for 50 yards, taking the Cardinals 52 yards in 12 plays to the Redskin 27-yard line for a field goal and 3-0 lead ... midway through second quarter, however, made mistake on out route to Boston that Redskin rookie cornerback Champ Bailey intercepted and returned 59 yards for a touchdown ... on ensuing possession, Moore broke wide open behind the Redskin rookie, but Plummer underthrew the ball on the run, leading to Bailey's second interception ... on opening possession of second half, sacked by Washington linebacker Shawn Barber who came in untouched on fierce blindside hit ... Plummer's ring finger of right hand lodged between Barber's facemask and helmet, bent sideways ... in-stadium x-rays disclosed a spiral fracture that sidelined Plummer indefinitely ... inactive the next four weeks as Brown saw his first starts in a Cardinal uniform ... Plummer returned to action by opening the second half at the Meadowlands vs. N.Y. Giants (Nov. 28) in relief

of Brown with Cards down 10-6 at halftime ... on second possession following a turnover, guided Cards 16 yards in five plays to a touchdown with two-yard toss in left corner of end zone that Moore stole from Giant defender to give Cards 13-10 lead ... connected with tight end Johnny McWilliams for nine-yard touchdown toss to open fourth quarter and extend Card lead to 20-10, completing five consecutive passes on the drive ... again responded with nine-play, 60-yard drive and 27-17 lead with four minutes left, key plays an 11-yard toss to Sanders to convert third-and-eight situation, then 23-yarder to running back Adrian Murrell on next play to the Giant 24-yard line five plays before running back Mario Bates vaulted over from two yards out in 34-24 win ... back in starting saddle the next week vs. Philadelphia (Dec. 5) ... after three quarters, had completed just eight of 15 passes for 53 yards and faced a 17-7 deficit ... with 10:50 left in the game, Cards had managed just 79 yards total offense to the Eagles' 252 yards ... **rallied the Cards in the fourth quarter with two touchdowns in the final five minutes for his 11th come-from-behind victory by completing 12 of 19 passes for 126 yards, throwing for one touchdown and running for another, in 21-17 win** ... took Cards on consecutive scoring drives in final stanza ... commanded 16-play, 80-yard drive climaxed by four-yard scoring toss to Boston in right corner of the end zone on scrambling throw as he changed the play at the line of scrimmage ... then guided club on 69-yard, eight-play drive he finished with one-yard sneak for the score to give Cards 21-17 lead with less than a minute to play ... on the first drive, perfect four-for-four to convert third-down situations, then added two more third-down conversions with completions on game-winning drive, highlighted by a 38-yard diving catch by Sanders to the one-yard line to set up the quarterback sneak on the next play ... overall, 11-12 on third-down passing (100 yards) ... **the rally marked Plummer's fourth consecutive comeback against Philadelphia** ... miserable effort at Washington (Dec. 12) with sub-50 percent completion mark (15 completions, 32 attempts), 147 passing yards, 5 sacks, and 3 interceptions for fourth time in 1999 ... performed admirably against Buffalo's third-rated defense with 11 completions in 30 attempts for 119 yards (Dec. 19) ... only interception occurred on game-ending desperation play ... down 24-14 with 3:01 to play, took Cards 65 yards on six plays, including a 13-yard third-and-10 completion to Boston near midfield, found Sanders for 26 yards on the next play, then connected with Moore for 26-yard scoring strike with two minutes left to cut Buffalo lead to 24-21 ... came out smoking at Atlanta (Dec. 26) with 7-8-75 first quarter and 10-14-116 first half, guiding Cards to scoring drives of 86 yards (13 plays) and 74 yards (eight plays) and 14-7 lead in

second quarter ... three third-down runs of 5, 2, and 2 yards produced first downs ... threw ill-advised interception near end of first half as Atlanta converted the turnover into field goal and 20-14 lead at intermission ... other interception was desperation pass near end of game ... impressive showing on first-down plays with 11-13-179 as only misfires were an incompleteness and game-ending interception ... also connected with Sanders for 63-yard gain in fourth quarter ... **concluded frustrating, injury-plagued season with career-high 35 completions in 57 attempts for 396 yards (second highest) and a pair of touchdowns against three interceptions at Green Bay (Jan. 2)** ... excellent first-down results (20-29-246) ... after a first half of 15 completions in 27 attempts for 149 yards and two interceptions, heated up in second half with 20 completions in 30 pass attempts for 247 yards and two scores ... seven times converted third-down situations with pass completions for first-down yardage and showed authority on his passes and good decision making in three second-half scoring drives for touchdowns, two with scoring passes of six yards to Sanders and nine yards to Mac Cody ... first interception slipped through the hands of Sanders, the second was batted at the line of scrimmage, spelling his fifth game of the season with three or more interceptions.

□ **1998: Earned Pro Bowl alternate status** ... ranked second in NFC with 547 pass attempts and 324 completions to Green Bay's Brett Favre (347-551) ... **guided Cards to single-season league record seven wins in eight games decided by three points or less ... franchise-record 15 consecutive completions to open second half of 29-27 win vs. Washington (Nov. 8)** ... 16-17-138 in second half vs. Redskins ... in second half of consecutive comeback victories at Detroit (Nov. 1) and vs. Washington (Nov. 8), combined to complete 26 of 33 pass attempts for 292 yards ... opened season just three-for-nine in first quarter at Dallas (Sept. 6), finished first half 7-15-53 yards with two sacks, and lost a fumble on a fierce blind-side hit by Cowboy Hurvin McCormack near mid-field late in the second quarter ... warmed in third period with four-of-nine accuracy for 91 yards and long connections of 41 and 27 yards to Moore on opening drive of second half, but misfired to wide open Sanders in back of end zone as Cards settled for a field goal ... two series later, scored on one-yard keeper as he dove to the goal-line pylon to bring Cards within 21-10 at end of third period ... finished with 14 completions in 36 attempts for 166 yards ... suffered sub-par performance at Seattle (Sept. 13) against fierce Seahawk pass rush that sacked him seven times and pressured him throughout the game ... two interceptions returned for touchdowns of 56 and 28 yards ... impressive in first half with seven-of-10 accuracy for 79 yards

(Jake Plummer continued on page 110)

(Jake Plummer continued from page 109)

but was sacked five times and had one pass returned by Seattle for a score ... brought Cards to within 20-7 in third quarter, however, but again sacked twice late in third period as Seattle scored on ensuing possession, then returned the second interception for a touchdown to balloon its advantage to 33-7 in eventual 33-14 Arizona loss ... displayed patience with just 137 yards passing on 35 attempts (21 completions) in home opener vs. Philadelphia (Sept. 20) ... connected on key seven-yard scoring play to McWilliams on third-and-seven play with seven minutes left to give Cards 10-3 lead ... on next drive, found McWilliams again on third down for 26 yards to midfield as Cards eventually scored for 17-3 final ... efficient, near error-free game at St. Louis (Sept. 27) with 211 yards on 21-31 accuracy with 1 touchdown, 1 interception, and 1 sack in 20-17 victory ... connected with Sanders for 13-yard scoring play in second quarter on fine throw and catch on fade route in back corner of end zone ... later sealed game by completing final five passes, including four-for-four marksmanship for 21 yards on game-winning 10-play, 75-yard scoring drive for 20-17 lead at four-minute mark ... later threaded a seven-yarder to Sanders on third-and-six play after the two-minute warning to maintain possession and run out the clock ... opened vs. Oakland (Oct. 4) with three completions in first four attempts for 23 yards in first quarter and battled through two early sacks ... found McWilliams for two-yard scoring toss and threaded a rope to Moore in back of end zone for 13-yard score midway through second quarter ... endured forgettable second quarter with 46-yard interception return for a touchdown by Raider cornerback Charles Woodson with five minutes left in first half ... on next possession, another interception at own 32-yard line was returned to the Cards' four-yard line as Oakland converted three plays later for 23-14 halftime lead ... finished the game with 23 completions in 39 attempts for 208 yards ... 72 percent completion mark vs. Chicago (Oct. 11) with 18-25 effort for 157 yards ... outstanding third-down numbers of seven completions in 10 attempts for 67 yards ... twice converted fourth-and-short plays with quarterback sneaks of one and three yards ... the first kept a drive going for eventual touchdown and 10-0 lead in first half ... later converted third-and-seven situation at Chicago 11-yard line with nine-yard throw to Sanders on crossing pattern beneath linebacker to set up Bates' second score and 17-0 Card lead in eventual 20-7 triumph ... frustrating, error-filled game at N.Y. Giants (Oct. 18) as he tossed two interceptions, was sacked seven times, lost a fumble, and connected on just 12 of 21 attempts for 139 yards ... five sacks and just one completion in three pass attempts for only 10 yards on eight first-down plays ... relieved by veteran Brown midway

through fourth quarter on Cards' final possession ... weathered inauspicious start at Detroit (Nov. 1) to engineer hard-fought 17-15 victory against pressing Lion defense ... in first quarter, sacked on three consecutive third-down plays, once after guard Jerome Daniels stepped on his foot, fumbled twice (losing one), and tossed an interception to open second quarter that Detroit converted into a field goal and 3-0 lead. ... regrouped, however, and tossed 16-yard scoring pass to Sanders midway through second period, finishing the first half with five completions in nine attempts for 44 yards with 4 sacks, 1 interception, and 1 lost fumble ... came out throwing in second half with 28-yard completion to Moore on first play after intermission ... on next possession, hit Moore for 21 yards, McWilliams for 19, then found Moore over the middle in the end zone from 36 yards to give Cards a 14-9 lead ... guided team into field-goal range in fourth quarter with nine-yard toss to Moore, runs of five and three yards by backs Larry Centers and Bates, a 14-yard completion to Centers, and two four-yard tosses to wide receiver Eric Metcalf to the Lion 35-yard line as kicker Joe Nedney booted game-winning field goal from 53 yards with 2:46 left ... finished contest with 15 completions in 25 attempts for 198 yards ... *after non-descript first half of six completions in 13 attempts for 48 yards vs. Washington (Nov. 8), opened second half in record-breaking fashion with 15 consecutive completions to set club record ... 16 completions in 17 attempts for 138 yards in second half, 22 connections, 30 attempts, 186 yards overall for single-game best 73.3 completion percentage in 29-27 win ... tossed four-yard touchdown pass to Centers in third quarter, but saved his best for last when he took Cards 50 yards in five plays and 22 seconds to set up the game-winning field goal with two seconds left ... key play occurred in first half on third-and-seven play at Redskins 24-yard line when he ran for 16 yards on quarterback draw up the middle to the Washington eight-yard line as Cards scored three plays later to pull within 10-7 ... also scrambled 27 yards to Redskins 22-yard line in opening drive of second half to set up another touchdown when he called his own number unbeknownst to his teammates ... playing before a national television audience and sold-out Sun Devil Stadium vs. Dallas (Nov. 15), authored one of the most improbable comeback efforts in recent NFL history ... rallied Cards from 28-0 deficit with 465 passing yards—314 in the second half—in furious comeback to within 35-28 and possession of the football on the Cowboy five-yard line ... had either of the two game-ending end zone incompletions been completed and led to a Cardinal victory, the outcome would have equalled the greatest regular-season comeback in NFL history, matching an effort authored by Joe Montana vs. New Orleans, Dec. 7, 1980 when the 49ers*

*overcame a 35-7 deficit and won 38-35 in overtime ... in second half, completed 18 of 33 attempts for 314 yards and two touchdowns ... the 465 passing yards set a Sun Devil Stadium NFL high and ranked third overall in Cardinal history, trailing only 522 yards by Boomer Esiason at Washington (1996) and 468 by Neil Lomax at Washington (1984) ... the 56 attempts rank fourth in team history, 31 completions rate eighth ... 465 passing yards is just five yards shy of most by second-year player in NFL history behind Dan Marino (470 in 1984), Vinny Testaverde (469 in 1988), and Johnny Lujack (468 in 1949) ... finished first half in non-descript manner with 13 completions in 25 attempts for 151 yards ... down 28-0, came out throwing on scoring drive at end of first half ... marched the Cards 74 yards in 11 plays, capped by two-yard scoring toss to Sanders to shave lead to 28-7 at intermission ... opened second half with consecutive touchdown drives of 60 and 73 yards, the first capped by a two-yard Bates run, the second a four-yard touchdown toss to Moore to cut the Dallas lead to 35-21 ... marched Cards 70 yards in eight plays and only one minute, 30 seconds at 4:39 mark of fourth quarter to pull within 35-28 ... Arizona regained possession of the ball with 52 seconds left at its own 22-yard line with no timeouts left ... connected with Metcalf for 16 yards, and after an incompleting, found Moore deep over the middle for a 57-yard gain to the Cowboy five-yard line as clock ticked down ... a spike stopped the clock with 11 seconds left, and after an incompleting near the back of the end zone toward Sanders, three seconds remained ... lofted a fade to Moore with Dallas defender Kevin Smith's back turned to the play, but a no-call for pass interference ended the storybook comeback ... finished with 31 completions in 56 attempts for 465 yards and three touchdowns ... the next week using a variety of rollouts and scrambles to buy time to find his receivers at Washington (Nov. 22), along with mixing in the no-huddle offense, pushed Cards to 31-0 lead in first half, but saw Redskins stage improbable comeback in wild 45-42 Arizona victory ... connected on eight of 16 attempts for 154 yards and a touchdown in first half, and added scoring runs of 10 and one yards as Arizona vaulted to 31-6 lead at halftime ... found Centers in the back corner of the end zone following a scramble to daylight in third quarter as he evaded a sack attempt by Redskins' lineman Kenard Lang for nine-yard scoring pass to give Cards 38-13 lead with 4:01 left in third period ... after Washington scored on next three possessions to pull within 38-35 with nine minutes left, took Cards 55 yards in 10 plays, capped by a one-yard sneak for his third touchdown of the game and 45-35 advantage ... key play in that drive was a 35-yard pass to Sanders who eluded three Redskin defenders to shake free ... finished with 17 completions, 28*

attempts, 251 yards with two touchdowns, and 1 interception ... *three rushing touchdowns were most by an NFL quarterback since Saint Archie Manning vs. Chicago (Oct. 2, 1977) ... completed 20 of 37 attempts for 250 yards with one touchdown plus two interceptions at Kansas City (Nov. 29) as Cards battled poor field position (average drive start was own 21-yard line) and played catch-up the entire game ... fired completions of 13, 11, and 18 yards in second-quarter scoring drive to get Cards on the board ... then connected on five of six passes for 61 yards in touchdown drive in second quarter, capped by a 10-yard toss to Moore to cut Chiefs' lead to 14-10 at halftime ... found wide open Sanders over the middle for 40-yard gain to set up third-period touchdown ... sacked five times, however, and saw winds gusting to 35 m.p.h. carry his passes away from open receivers on numerous occasions ... though first play from scrimmage vs. N.Y. Giants (Dec. 6) was an aborted play, regrouped in grand fashion with 108 yards passing in first quarter (five completions in nine attempts), including 20-yard shovel pass scoring play to running back Adrian Murrell and another short pass, long run of 54 yards to Centers ... then suffered through stretch of 11 consecutive incompleting before righting the ship in fourth quarter ... finished with 18 completions in 40 attempts for 263 yards ... waved the magic wand again at Philadelphia (Dec. 13) with seventh fourth-quarter comeback victory in just 23 NFL starts, a 20-17 overtime win ... in first half, completed five of nine attempts for 65 yards, then responded in second half with 13 completions in 17 attempts for 169 yards ... completed eight of final 10 pass attempts in fourth quarter and overtime, including a nine-yard scoring strike to Moore, a 30-yard completion to Moore in overtime, and a perfect fade route to Moore for 16 yards three plays later to set up the game-winning field goal ... celebrated 24th birthday (Dec. 19) with another impressive comeback effort as he took Cards 73 yards on six plays with just 1:21 left to allow kicker Chris Jacke to nail game-winning 36-yard field goal as time expired in 19-17 win over New Orleans (Dec. 20) ... started game red hot with 22 completions in 30 attempts for 239 yards in first half, including eight connections for 85 yards to Sanders ... but Cards faced 10-6 deficit after New Orleans' Sammy Knight returned a second-quarter interception 39 yards for a touchdown ... rose to the challenge in fourth quarter, facing 17-16 deficit with 1:21 to play ... backed up to his own eight-yard line, connected with Sanders over the middle for gains of 25 and 28 yards on consecutive plays ... following a procedure penalty that resulted in a second-and-15 near midfield, scrambled up the middle for 21 yards to the New Orleans 23-yard line, ran a quarterback keeper for four yards with 30 seconds left, then*

(Jake Plummer continued on page 112)

(Jake Plummer continued from page 111)

saw Jacke drill the game-winning points ... completed 22 of 30 passes for 239 yards in first half, finishing 32 of 44 for 394 yards ... amazingly, posted first-down numbers of 19 of 24 for 293 yards... honored as NFL player-of-the-week ... capped improbable season in unlikely fashion in finale vs. San Diego (Dec. 27) ... *delivered the Cardinal franchise its first postseason berth since 1982 by completing 10-yard pass to Sanders with three seconds left to set up a 52-yard game-winning field goal by Jacke in 16-13 win* ... started game with only one completion for eight yards in first five attempts ... later settled down to connect on 10 of 14 tosses for 150 yards as the half ended with two key plays ... connected with Centers for 23-yard gain on third-and-nine play in first-quarter scoring drive for a touchdown ... later in first half completed 20-yarder to Sanders on third-and-15 play as Cards settled for field goal and 10-0 lead ... started slowly again in second half with four consecutive incompletions and a sack ... after San Diego tied game at 13-13 with fourth-and-20 touchdown pass with 16 seconds left, came through in the clutch on the final toss to Sanders after Metcalf's 46-yard kickoff return to set up Jacke's game-winning kick ... *guided Arizona to its first postseason victory in 51 seasons as he led the way in a 20-7 upset victory in the wild-card playoff win at Dallas (Jan. 2)* ... connected on 19 of 36 pass attempts for 213 yards while avoiding a sack for only the second time in 1998 ... started game with four completions in first six attempts, highlighted by a 59-yard connection with Sanders over the middle to the Cowboy 14-yard line ... completed the scoring drive when he patiently drew the Dallas defense on a blitz before delivering a perfect shovel pass to Murrell, who danced into the end zone untouched from 12 yards out for a 7-0 lead ... in second quarter, completed eight of 14 attempts for 82 yards with one interception ... near end of first half, connected with Moore for 15 yards on third-and-10 play, found Metcalf over the middle for another 20 yards, then set up a field goal with seven-yard completion to Centers as Cards converted field goal for 10-0 halftime lead ... finished first half with 12 completions in 20 attempts for 165 yards ... on first possession of second half after Murrell dashed 74 yards to the Dallas three-yard line, found Centers in the back of the end zone on the right side for three-yard scoring toss and 17-0 lead ... completed two more third-down passes for first-down yardage in time-consuming possession near end of third quarter ... successfully eluded the Dallas pass rush and bought time scrambling away from pressure, capping the upset win with two kneel-downs at the Cowboy two-yard line as time expired ... suffered through a nightmarish start in divisional playoff at Minnesota (Jan. 10) with no completions in four

attempts and two interceptions by the midway point of the second quarter ... after Vikings sailed to 17-0 lead, regrouped to guide Cards on 13-play, 80-yard scoring drive that consumed 7:52 and cut deficit to 17-7 ... connected on five of six passes for 59 yards on the drive, twice hitting receivers to convert third-down yardage and keep drive alive ... after first-half stats of six completions in 12 attempts for 65 yards with two interceptions, settled down in second half to complete 17 of 29 passes for 177 yards ... selected to all-Madden team ... rewarded each offensive lineman with a digital video disc player for Christmas.

□ **1997:** Established himself, to quote former San Francisco 49er Head Coach and Pro Football Hall of Famer Bill Walsh, as "... one of the bright young stars in the NFL in years ..." with a memorable rookie season ... opened campaign as the third quarterback behind starter Kent Graham and back-up Stoney Case ... after Graham started the first six games and yielded to Case due to a knee injury, Plummer received his *first NFL action in week seven at Philadelphia (Oct. 19)* ... he never looked back ... *in 10 appearances (nine starts), recorded Cardinal rookie passing records by completing 157 of 296 passes (53 percent) for 2,203 yards and 15 touchdowns with 15 interceptions* ... sacked 52 times during rookie season (-291 yards) ... in what amounted to little more than one-half of a season, nearly equalled the season touchdown pass totals of such marquee quarterbacks as San Francisco's Steve Young (19), Dallas' Troy Aikman (19), Detroit's Scott Mitchell (19), Jacksonville's Mark Brunell (18), Baltimore's Vinny Testaverde (18), Washington's Gus Frerotte (17), and Miami's Dan Marino (16) ... average per attempt of 7.44 yards ranked sixth in the league, bettering Denver's John Elway (7.24), New England's Drew Bledsoe (7.10), Seattle's Warren Moon (6.97), Marino (6.90), Pittsburgh's Kordell Stewart (6.86), Mitchell (6.84), Minnesota's Rob Johnson (6.72), Frerotte (6.67), Tampa Bay's Trent Dilfer (6.62), Tennessee's Steve McNair (6.42), Aikman (6.34), Chicago's Erik Kramer (6.31), and the N.Y. Giants' Danny Kanell (5.92) ... *led the league with an average-per-completion mark of 14 yards, a full one-half yard ahead of Oakland long-baller Jeff George (13.5) ... in fourth NFL start against the N.Y. Giants at the Meadowlands (Nov. 16), set an NFL rookie single-game passing record with 388 yards, breaking Aikman's previous mark (379 yards) established against the Cardinals in 1989 ... four touchdown passes vs. Washington (Dec. 7) were most by an NFL rookie since Bledsoe also notched four in 1993 ... joined Aikman, Bledsoe, and Jim Plunkett as the only NFL quarterbacks to throw four touchdown passes in one game as a rookie (all three later led their teams to the Super Bowl) ... named NFC offensive rookie-of-the-month for Nov. with*

76 completions in 133 attempts (57.1 percent) for 1,156 yards and five touchdowns, a passer rating of 82.7 ... concluded preseason play with 16 completions in 43 attempts for 218 yards with four interceptions ... inactive third quarterback for first six games ... *in first NFL appearance, provided a spark at Philadelphia (Oct. 19) as Card offense faltered into the fourth quarter* ... entered game at 10:26 of the fourth stanza in hostile, loud Veterans Stadium with the ball on the Cards' two-yard line ... *marched the Cards 98 yards for a touchdown in 14 plays, the longest touchdown drive in the NFL in 1997, in his first NFL series ... also became the first NFL quarterback to take his team more than 66 yards for a score in his first possession* ... after Centers bolted for an eight-yard gain, converted third-and-two play with five-yard gain on rollout ... capped march with a 31-yard slant pass to wide receiver Kevin Williams for a touchdown that gave the Cards a 10-7 lead with 3:07 left to play ... after Arizona won the overtime coin toss, scrambled 18 yards to the Eagle 40-yard line on the first play from scrimmage ... on next play, he was whistled for intentional grounding when his pass attempt hit Centers' feet, pushing the ball back to the Cards' 43-yard line ... Arizona punted and Philadelphia drove for the game-winning field goal and its 13-10 win ... forgettable *first NFL start* the following week vs. Tennessee (Oct. 26) in Sun Devil Stadium with 21 completions in 40 attempts for 195 yards ... 4 interceptions, 1 lost fumble, and 6 sacks ... two touchdown passes to Moore (12, two yards) and recorded 34 yards rushing on six attempts ... struggled in first half against constant Oiler blitzes with five-for-13 accuracy for only 56 yards with three interceptions, the first of which was returned 39 yards for a touchdown by Oiler cornerback Denard Walker ... second consecutive start in return match vs. Eagles (Nov. 2) ... struggled through three quarters ... Graham relieved him in the fourth period of Cards' 31-21 victory ... connected with Moore on impressive 31-yard scoring strike in third quarter ... completed 13 of 22 attempts for 148 yards at Dallas (Nov. 9) and gained 51 yards on seven rushing attempts but suffered eight sacks ... *established NFL rookie passing mark at N.Y. Giants (Nov. 16) with 388 yards on 22 completions in 33 attempts* ... impressive nine completions in 11 attempts for 133 yards in first half and guided Cards to six of nine third-down conversion success ... answered with 12 of 22 for 255 yards in second half ... *scrambled away from pressure for 70-yard scoring toss to Sanders on third play of the second half, Arizona's longest play from scrimmage in 1997* ... endured another pounding with eight sacks, pushing his total to 16 over two games ... frustrating first half at Baltimore (Nov. 23) with seven completions, 15 attempts, 64 yards, and 2 sacks ... responded in second half to connect with Sanders

on four-yard touchdown pass on fourth down with four minutes left in the game ... took Cards 55 yards in six plays and 34 seconds with four completions in five attempts to set up game-winning 43-yard field goal ... also suffered just two sacks after hitting the turf 16 times in previous two games ... endured rough first half with just three completions in nine attempts for 53 yards and sacked five times vs. Pittsburgh (Nov. 30) ... bounced back in second half with 12-for-17 marksmanship for 217 yards and two passing touchdowns, including one stretch of eight consecutive completions (two in second quarter, six in third quarter) ... guided Cards to touchdowns on first two possessions of second half with seven completions in eight attempts for 61 yards with scoring tosses to Sanders (three yards) and tight end Chris Gedney (11 yards) ... *sacked 10 times by Steelers, a Cardinal single-game high as Arizona's sack total rose to team single-season mark of 66* ... smoked Washington's fourth-ranked pass defense, including talented cornerbacks Darrell Green and Cris Dishman, for 337 yards and four touchdowns ... brought Cards back from numerous deficits along the way ... faced with a 17-0 hole in second quarter, took Arizona to two quick scores to narrow the lead to 17-14 at the half ... highlight of the game was a 37-yard touchdown toss to Gedney in third quarter when Plummer rolled out on a naked bootleg, juiced a Redskin defender in the flat, and delivered a perfect throw to the middle of the field ... Dishman returned a third-quarter interception 29 yards for a touchdown and lost a fumble on a sack midway through the fourth quarter as Washington converted the turnover into a 38-28 lead ... *became only fourth rookie in NFL history to throw four touchdowns in a game (Rob Moore, 3; Gedney, 1), joining Plunkett, Aikman, and Bledsoe, all of whom eventually led their clubs to Super Bowl appearances* ... cruised through impressive first half at New Orleans (Dec. 14) with 13-for-21 accuracy for 142 yards and just one sack ... guided Cards on impressive 15-play, 80-yard scoring march to open the game and stake Arizona to a 7-0 lead ... *scrambled 10 yards for his first rushing touchdown as a pro to cap the drive in run reminiscent of his Rose Bowl touchdown against Ohio State as he dodged numerous defenders and dove head first into the end zone* ... in second half, however, managed just 4 pass completions, 16 attempts, 38 yards, 4 sacks, 1 fumble, and 2 interceptions ... also fumbled on a sack inside the Saints' five-yard line near the end of the first half ... *recorded first NFL pass completion to himself in second period* ... memorable performance in the season finale against Atlanta (Dec. 21) ... though completing just nine of 20 attempts in the first half, tossed a one-yard scoring pass to

(Jake Plummer continued on page 114)

(Jake Plummer continued from page 113)

Gedney and vaulted over from the one-yard line in the second quarter ... after a single possession in the third quarter resulted in two incomplete passes and a sack, regrouped for scintillating fourth-quarter comeback ... trailing 26-14 with less than eight minutes remaining, guided Cards 69 yards in eight plays with a 21-yard scoring toss to Moore to cut the lead to 26-21 with five minutes left ... worked his magic on a 12-play, 80-yard drive in the final two minutes, highlighted by a four-yard run to convert a fourth-and-one situation with 24 seconds left, and connected with Centers for a one-yard touchdown pass with nine ticks left on the clock for a 27-26 advantage ... capped the improbable finish with a two-point conversion run on the following play for the 29-26 final.

□ **College/Personal:** *Captured hearts and imagination of college football fans nationwide with his exciting, improvisational style that carried Arizona State to an undefeated 1996 regular season and the Rose Bowl ... third in the Heisman Trophy balloting, the highest finish for a Pac-10 Conference player since Washington defensive tackle Steve Emtmann placed fourth in 1991 ... rare four-year starting quarterback as a collegian who started 40 consecutive games ... 15-8 record as a starter in Sun Devil Stadium (.652) ... arguably rates as the most popular football player in Sun Devil history ... the Cardinals' second-round (42nd overall) draft choice and the second quarterback selected behind Jim Druckenmiller of Virginia Tech, (San Francisco, first round, 26th overall) ... set A.S.U. career records for completions (632), pass attempts (1,142), and passing yards (8,827) ... the latter surpassed the mark (6,717 yards) of future Dallas Cowboy Danny White (1971-73) ... Plummer's 65 touchdown passes also surpassed White's Sun Devil record ... only Steve Stenstrom of Stanford (75 touchdowns, 1991-94) and John Elway of Stanford (77 touchdowns, 1979-82) threw more touchdown passes in Pac-10 Conference history ... consensus all-America selection and unanimous Pac-10 offensive player-of-the-year as a senior ... first A.S.U. player named Pac-10 Conference player-of-the-year ... completed 198 of 348 passes (56.9 percent) for 2,776 yards and 24 touchdowns ... also scored four touchdowns on 95 rushing attempts and posted a pivotal 16-yard touchdown reception at UCLA ... led the Sun Devils to a stunning 19-0 shutout of defending national champion Nebraska at Sun Devil Stadium, completing 20 of 36 passes for 292*

*yards ... it marked the Cornhuskers' first loss since the 1993 Orange Bowl and their first regular-season setback since a 19-10 defeat to Iowa State in 1992 ... the outcome also marked only the second time during Head Coach Tom Osborne's 24-year Cornhusker coaching career his team was shut out ... first team all-Pac-10 Conference honors as a junior with 173 completions in 301 attempts for 2,222 yards and 17 touchdowns ... first true freshman quarterback in 1993 to start at Arizona State since John Walker in 1984 ... led A.S.U. to a 4-2 record as a freshman starter, including wins in four of the last five outings ... prep all-America at Capital High School in Boise, Idaho ... passed for 6,097 yards and 68 touchdowns in final two years ... completed 205 of 297 passes (69 percent) and rushed for 645 yards and 10 scores as a senior ... two-time all-Idaho selection as quarterback and punter ... captained football and baseball teams as a senior ... brother, Brett, holds Brown University's 800-meter dash record ... created the Jake Plummer Foundation in 1999, founded to provide opportunities for children's causes as well as raise funds and generate awareness for Alzheimer's disease organizations ... Plummer's foundation holds a Celebrity Bowl-O-Rama each spring in Phoenix ... the first four events in 1999-2002 raised approximately \$450,000 for Phoenix Children's Hospital, the Alzheimer's Association, and Homeward Bound ... in 2002, Plummer made a personal contribution of \$40,000 to the Ladder 5/Engine 24 Family Relief Fund in New York to assist families of the 11 firefighters from the house who died in the attacks of September 11 ... filmed a United Way television commercial during the past off-season ... 100 percent of proceeds from Jake Flakes (Famous Fixins, Inc.) breakfast cereal benefitted the Jake Plummer Foundation ... cover subject for *Sport Magazine's* July, 1999 NFL preview issue ... established a scholarship fund at Capital High School in Boise to rebuild the physical plant for athletics ... held children's instructional camps in Tempe and Boise in 1999-2000 ... appeared on "Wheel of Fortune" game show in January, 1999 as one of 12 NFL players participating for their charities featured during Super Bowl week ... won the nationally-televised Quarterback Shootout in 1999 and 2000 ... owns two Bassett hounds named Willis and Shelby ... avid golfer ... recreation major at Arizona State ... given name is Jason Steven Plummer ... born Dec. 19, 1974 in Boise. □*

# Jake Plummer Career Stats

## Passing

Year	Att.	Comp.	Yards	Pct.	Avg./Att.	TD	Interceptions	Long	Tackled/Lost	Rating
1997	296	157	2,203	53.0	7.44	15	15	70t	52/291	73.1
1998	547	324	3,737	59.2	6.83	17	20	57	49/280	75.0
1999	381	201	2,111	52.8	5.54	9	24	63	27/152	50.8
2000	475	270	2,946	56.8	6.20	13	21	70t	22/151	66.0
2001	525	304	3,653	57.9	6.96	18	14	68t	29/204	79.6
<b>Totals</b>	<b>2,224</b>	<b>1,256</b>	<b>14,650</b>	<b>56.5</b>	<b>6.59</b>	<b>72</b>	<b>94</b>	<b>70t</b>	<b>179/1078</b>	<b>69.8</b>

## Rushing

Year	No.	Yards	Average	Long	TD
1997	39	216	5.5	31	2
1998	51	217	4.3	27	4
1999	39	121	3.1	17	2
2000	37	183	4.9	24	0
<b>2001</b>	<b>35</b>	<b>163</b>	<b>4.7</b>	<b>21</b>	<b>8</b>

## Single-Game Bests

**Pass Attempts:** 57 at Green Bay, Jan. 2, 2000; 56 vs. Dallas, Nov. 15, 1998. **Pass Completions:** 35 at Green Bay, Jan. 2, 2000; 32 vs. New Orleans, Dec. 20, 1998. **Yards Passing:** 465 vs. Dallas, Nov. 15, 1998. **Longest Completion:** 70t at N.Y. Giants, Nov. 16, 1997. **TDs Passing:** 4 vs. Washington, Dec. 7, 1997. **Completion Pct:** 75.0 vs. Dallas, Sept. 10, 2000 (18-24). **Yards Rushing:** 51 at Dallas, Nov. 9, 1997. **Rushing Attempts:** 7 vs. Cleveland, Oct. 8, 2000; vs. Philadelphia, Dec. 5, 1999; at Dallas, Nov. 9, 1997. **Longest Rush:** 31 at Dallas, Nov. 9, 1997. **TDs Rushing:** 3 at Washington, Nov. 22, 1998.

## Games

**Games (Starts)**—1997: 10 (9), 1998: 16 (16), 1999: 12 (11), 2000: 14 (14), 2001: 16 (16). **Totals: 68 (66).**

## Record As A Starter (25-41) When He's ...

Thrown 0 Touchdowns.....	5-15	Completed At Least 60%.....	14-8
Thrown 1 Touchdown.....	12-17	Thrown At Least 30 Passes.....	15-30
Thrown 2 Touchdowns.....	6-7	Played On Grass.....	20-29
Thrown At Least 1 Touchdown.....	20-26	Played On Turf.....	5-12
Thrown 3 Or More Touchdown Passes.....	2-2	Played In A Dome.....	2-4
Sacked 0 Times.....	3-1	Played At Home.....	15-18
Sacked At Least 4 Times.....	4-13	Played On The Road.....	10-23
Rushed For A Touchdown.....	4-2	Played Vs. NFC East.....	13-20
Thrown 0 Interceptions.....	10-8	Played Vs. NFC.....	19-31
Thrown At Least 1 Interception.....	15-33	Played Vs. AFC.....	6-10
Passed For Over 250 Yards.....	5-14		

## 2001

Date	Opponent	Att.	Comp.	Yards	Pct.	TD	Int.	Sacked/Yards Lost	W/L
Sept. 23, 2001	Denver	28	16	242	57.1	1	1	3/18	L
Sept. 30, 2001	Atlanta	35	23	276	65.7	1	3	4/31	L
Oct. 7, 2001	At Philadelphia	32	18	238	56.3	2	1	1/6	W
Oct. 14, 2001	At Chicago	37	20	216	54.1	1	0	1/10	L
Oct. 21, 2001	Kansas City	25	16	228	64.0	1	0	0/0	W
Oct. 28, 2001	At Dallas	42	25	233	59.5	0	2	2/16	L
Nov. 4, 2001	Philadelphia	41	24	293	58.5	1	1	3/23	L
Nov. 11, 2001	N.Y. Giants	25	13	172	52.0	1	1	2/37	L
Nov. 18, 2001	Detroit	33	21	334	63.6	4	1	2/6	W
Nov. 25, 2001	At San Diego	31	19	241	61.3	1	2	3/14	W
Dec. 2, 2001	At Oakland	38	22	249	57.9	1	0	1/4	W
Dec. 9, 2001	Washington	34	20	253	58.8	1	1	1/7	L
Dec. 15, 2001	At N.Y. Giants	45	27	207	60.0	1	0	3/10	L
Dec. 23, 2001	Dallas	31	17	144	54.8	0	0	1/10	W
Dec. 30, 2001	At Carolina	23	12	173	52.2	2	0	0/0	W
Jan. 6, 2002	At Washington	25	11	154	44.0	0	1	2/12	L
<b>Totals</b>		<b>525</b>	<b>304</b>	<b>3,653</b>	<b>57.9</b>	<b>18</b>	<b>14</b>	<b>29/204</b>	

## 2000

Date	Opponent	Att.	Comp.	Yards	Pct.	TD	Int.	Sacked/Yards Lost	W/L
Sept. 3, 2000	At N.Y. Giants	49	28	318	57.1	2	3	1/6	L
Sept. 10, 2000	Dallas	24	18	243	75.0	2	0	2/19	W
Sept. 24, 2000	Green Bay	43	21	189	48.4	0	4	1/8	L
Oct. 1, 2000	At San Francisco	41	24	239	58.5	1	0	0/0	L
Oct. 8, 2000	Cleveland	30	17	171	56.7	2	0	1/2	W
Oct. 15, 2000	Philadelphia	30	18	213	60.0	2	2	1/6	L
Oct. 22, 2000	At Dallas	31	20	180	64.5	0	3	1/13	L
Oct. 29, 2000	New Orleans	47	26	289	55.3	1	2	3/20	L
Nov. 5, 2000	Washington	19	12	146	63.2	0	1	1/13	W
Nov. 12, 2000	At Minnesota	28	19	219	67.9	0	0	2/21	L
Nov. 19, 2000	At Philadelphia	15	8	51	53.3	0	0	5/22	L
Nov. 26, 2000	N.Y. Giants	Inactive (ribs)							L
Dec. 3, 2000	At Cincinnati	44	22	278	50.0	2	1	1/10	L
Dec. 10, 2000	At Jacksonville	Inactive (ribs)							L
Dec. 17, 2000	Baltimore	43	23	266	53.5	1	2	2/8	L
Dec. 24, 2000	At Washington	31	14	144	45.2	0	3	1/3	L
<b>Totals</b>		<b>475</b>	<b>270</b>	<b>3,478</b>	<b>56.8</b>	<b>13</b>	<b>21</b>	<b>22/151</b>	

(Jake Plummer continued on page 116)

**1999**

Date	Opponent	Att.	Comp.	Yards	Pct.	TD	Int.	Sacked/Yards Lost	W/L
Sept. 12, 1999	At Philadelphia	48	25	274	52.1	1	3	1/8	W
Sept. 19, 1999	At Miami	27	11	112	40.4	0	4	2/18	L
Sept. 27, 1999	San Francisco	31	16	176	51.6	0	2	5/27	L
Oct. 3, 1999	At Dallas	33	16	111	48.4	1	3	1/4	L
Oct. 10, 1999	N.Y. Giants	19	13	156	68.4	1	0	3/21	W
Oct. 17, 1999	Washington	23	12	99	52.2	0	2	2/9	L
Oct. 31, 1999	New England	Inactive (finger)							
Nov. 7, 1999	At N.Y. Jets	Inactive (finger)							
Nov. 14, 1999	Detroit	Inactive (finger)							
Nov. 21, 1999	Dallas	Did not play (finger)							
Nov. 28, 1999	At N.Y. Giants	18	12	125	66.7	2	0	1/4	*W
Dec. 5, 1999	Philadelphia	37	20	179	54.1	1	1	1/6	W
Dec. 12, 1999	At Washington	32	15	147	46.9	0	3	5/27	L
Dec. 19, 1999	Buffalo	30	11	119	37.9	1	1	2/11	L
Dec. 26, 1999	At Atlanta	26	15	217	57.7	0	2	1/5	L
Jan. 2, 2000	At Green Bay	57	35	396	61.4	2	3	3/12	L
<b>Totals</b>		<b>381</b>	<b>201</b>	<b>2,111</b>	<b>52.8</b>	<b>9</b>	<b>24</b>	<b>27/154</b>	

**1998**

Date	Opponent	Att.	Comp.	Yards	Pct.	TD	Int.	Sacked/Yards Lost	W/L
Sept. 6, 1998	At Dallas	33	14	166	42.4	0	0	2/6	L
Sept. 13, 1998	At Seattle	36	22	204	61.1	1	3	7/41	L
Sept. 20, 1998	Philadelphia	35	21	137	60.0	1	0	3/8	W
Sept. 27, 1998	At St. Louis	31	21	211	67.7	1	1	1/8	W
Oct. 4, 1998	Oakland	39	23	208	58.9	2	3	3/21	L
Oct. 11, 1998	Chicago	25	18	157	72.0	0	2	1/7	W
Oct. 18, 1998	At N.Y. Giants	21	12	139	57.1	1	2	7/32	L
Nov. 1, 1998	At Detroit	25	15	198	60.0	2	1	4/26	W
Nov. 8, 1998	Washington	30	22	186	73.3	1	0	4/22	W
Nov. 15, 1998	Dallas	56	31	465	55.4	3	1	3/17	L
Nov. 22, 1998	At Washington	28	17	251	60.7	2	1	1/3	W
Nov. 29, 1998	At Kansas City	37	20	250	54.1	1	2	5/36	L
Dec. 6, 1998	N.Y. Giants	40	18	263	45.0	1	2	2/10	L
Dec. 13, 1998	At Philadelphia	26	18	234	69.2	1	1	2/14	W
Dec. 20, 1998	New Orleans	44	32	394	72.7	0	1	0/0	W
Dec. 27, 1998	San Diego	41	20	274	48.8	0	0	4/29	W
<b>Totals</b>		<b>547</b>	<b>324</b>	<b>3,737</b>	<b>59.2</b>	<b>17</b>	<b>20</b>	<b>49/280</b>	

**1998 Postseason**

Date	Opponent	Att.	Comp.	Yards	Pct.	TD	Int.	Sacked/Yards Lost	W/L
January 2, 1999	At Dallas	36	19	213	52.8	2	2	0/0	W
January 10, 1999	At Minnesota	41	23	242	56.1	0	2	0/0	L
<b>Totals</b>		<b>77</b>	<b>42</b>	<b>455</b>	<b>54.5</b>	<b>2</b>	<b>4</b>	<b>0/0</b>	

**1997**

Date	Opponent	Att.	Comp.	Yards	Pct.	TD	Int.	Sacked/Yards Lost	W/L
Aug. 31, 1997	At Cincinnati	Inactive third quarterback							
Sept. 7, 1997	Dallas	Inactive third quarterback							
Sept. 14, 1997	At Washington	Inactive third quarterback							
Sept. 28, 1997	At Tampa Bay	Inactive third quarterback							
Oct. 5, 1997	Minnesota	Inactive third quarterback							
Oct. 12, 1997	N.Y. Giants	Inactive third quarterback							
Oct. 19, 1997	At Philadelphia	9	5	98				2/14	*L
Oct. 26, 1997	Tennessee	40	21	195	52.5	2	4	6/38	L
Nov. 2, 1997	Philadelphia	18	7	132	38.3	1	1	4/24	W
Nov. 9, 1997	At Dallas	22	13	148	59.1	0	0	8/40	L
Nov. 16, 1997	At N.Y. Giants	33	22	388	66.7	1	2	8/38	L
Nov. 23, 1997	At Baltimore	34	19	218	55.9	1	2	2/16	W
Nov. 30, 1997	Pittsburgh	26	15	270	57.7	2	0	10/53	L
Dec. 7, 1997	Washington	38	19	337	50.0	4	2	5/36	L
Dec. 14, 1997	At New Orleans	37	17	180	45.9	0	2	5/26	L
Dec. 21, 1997	Atlanta	39	19	237	48.7	3	2	2/6	W
<b>Totals</b>		<b>296</b>	<b>157</b>	<b>2,203</b>	<b>53.0</b>	<b>15</b>	<b>15</b>	<b>52/291</b>	

\*Non-starter

## **Jake Plummer's 16 Game-Winning Comebacks** (Defined as facing tied game or point deficit in fourth quarter)

### **2001**

#### **Cardinals 34, Raiders 31 (A) □ December 2**

Rookie kicker Bill Gramatica's first walk-off, game-winning field goal in overtime, his fourth three-pointer of the day, climaxes the Cardinals' improbable upset victory at Oakland that ends 10-game Raider home and NFC winning streaks ... the frenzied finish features 17 points in the final 1:52 of regulation ... two Oakland touchdowns sandwiched around Bill Gramatica's third field goal put the Raiders in position to begin the frenetic finish by regaining the lead at 24-23 on a 24-yard field goal with 1:52 to play ... the Cards respond with a 50-yard touchdown pass to David Boston at 1:18 followed by a two-point conversion draw by Jake Plummer ... Oakland quickly drives 78 yards to tie the game on a two-yard reception by Jerry Rice ... in overtime, both teams exchange punts, but the Raiders mull their return ... LeVar Woods recovers the fumble at the Raiders' 25-yard line ... Gramatica dons his hero's cap three plays later for his 36-yard game-winning field goal.

#### **Cardinals 20, Chargers 17 (A) □ November 25**

Rookie kicker Bill Gramatica boots his first NFL game-winning field goal, a 42-yarder with one second to play ... after Charger kicker Wade Richey misses two of three short first-half field-goal attempts, Arizona wide receiver David Boston seizes the game's momentum and extinguishes San Diego's only lead with a 37-yard touchdown reception from Jake Plummer late in the second quarter ... Gramatica's first field goal, an 18-yarder to open second-half scoring, extends Arizona's advantage to 10-3 on a drive that stalled on the Chargers' one-yard line ... San Diego follows with a 14-play, 99-yard touchdown march that ate 7:54 off the clock, a possession quarterback Doug Flutie engineered with 11-for-11 marksmanship for 111 yards and the touchdown, a six-yard pass to wide receiver Curtis Conway ... after the teams trade fourth-quarter punts, Arizona regains a short-lived lead with a nine-play, 68-yard drive capped by running back Michael Pittman's one-yard plunge ... the Chargers answer with a 28-yard Flutie-to-wide receiver Jeff Graham touchdown pass to again knot the score, this time at 17-17, with 2:54 to play ... Plummer guides the Cards into field-goal range for his 15th career comeback victory, a careful eight-play possession highlighted by pass completions of 20 and 13 yards to tight end Tywan Mitchell and Boston, respectively, and Gramatica's heroics.

#### **Cardinals 45, Lions 38 (H) □ November 18**

The Cardinals win a shootout against winless Detroit by equalling their highest scoring output since 1977 (332 games) ... a dizzying run of fourth-quarter heroics—24 unanswered points that turned a 31-21 deficit into a 45-31 lead, and three defensive pass interceptions carry the day ... the game's turning point was defensive end Fred Wakefield's 20-yard interception return for a touchdown, Arizona's third consecutive fourth-quarter touchdown following Plummer scoring strikes to wide receivers David Boston and MarTay Jenkins ... rookie kicker Bill Gramatica follows with a 50-yard field goal, a Cardinal rookie record.

#### **Cardinals 21, Eagles 20 (A) □ October 7**

Arizona snaps two losing streaks—nine overall games, 11 road contests—in dramatic fashion when MarTay Jenkins makes a leaping, twisting, diving 35-yard touchdown reception to complete a madcap eight-play, one-minute, four-second, 74-yard drive that leaves only nine seconds on the clock ... the outcome is the 13th comeback of quarterback Jake Plummer's career and his fifth against Philadelphia ... the game begins auspiciously when Arizona's defense forces its first 2001 turnover to tally its first touchdown on the Eagles' second play from scrimmage, a fumble-causing sack of Philadelphia quarterback Donovan McNabb at the Eagle 14-yard line by linebacker Rob Fredrickson that rookie defensive end Kyle Vanden Bosch scoops at the nine-yard line and returns for the score ... after free safety Kwame Lassiter thwarts Philadelphia's ensuing possession that reaches Arizona's 28-yard line with the Cards' first interception of the season at Arizona's five-yard line, the Cardinals begin a 14-play, 70-yard march that culminates with fullback Joel Makovicka's two-yard touchdown reception that gives Arizona a 14-0 lead with 3:42 remaining in the first quarter ... the score was Arizona's first opening-drive touchdown in 52 games (Dec. 14, 1997 at New Orleans) ... Philadelphia rallies with 17 unanswered points to lead 17-14 at halftime, and after a scoreless third quarter, adds a late fourth-quarter field goal with 1:13 to play to set the stage for Arizona's dramatics.

### **2000**

#### **Cardinals 32, Cowboys 31 (H) □ September 10**

The nationally-televised (ESPN) contest is played in 100-degree heat at Sun Devil Stadium ... Arizona registers 10 unanswered points on the first Frank Sanders touchdown catch, a four-yarder, and Cary Blanchard's third field goal, a 35-yarder, to inch the Cards within one point at 24-23 ... a final Dallas touchdown in the fourth quarter stakes the Pokes to a 31-23 advantage ... Plummer drives Arizona to 10 points on its next two possessions on Blanchard's fourth field goal (51 yards) and Sanders' second touchdown reception (17 yards) ... the latter caps a four-play, 85-yard march highlighted by a 63-yard Plummer-to-David Boston connection ... the Cards' defense snuffs the Cowboys' madcap attempt to reach field-goal range when Randall Cunningham's fourth-down pass from Arizona's 43-yard line sails out of bounds.

### **1999**

#### **Cardinals 21, Eagles 17 (H) □ December 5**

After spattering through three quarters with just 79 yards total offense and trailing 17-7, Plummer drives the Cardinals 80 yards in 16 plays, culminated by a four-yard touchdown pass to wide receiver David Boston with 4:31 to play ... after Arizona's defense forces a three-and-out punt, Plummer again drives the Cardinals, this time 69 yards in eight plays ... the key connection is a 38-yard third-and-10 pass to wide receiver Frank Sanders to Philadelphia's six-inch line with 59 seconds to play ... Plummer sneaks for the game-winning touchdown on the next play.

#### **Cardinals 25, Eagles 24 (A) □ September 12**

Trailing 24-22, the Cardinals regain possession of the ball on a 32-yard interception return to Philadelphia's 43-yard line with 1:49 to play ... Plummer milks the clock while driving the Cards into field-goal range ... Arizona marches 30 yards in eight plays, highlighted by Plummer's 17-yard naked bootleg to the Eagles' four-yard line ... Chris Jacke kicks game-winning fourth field goal of the day from 31 yards on the contest's final play.

### **1998**

#### **Cardinals 16, Chargers (H) □ December 27**

San Diego ties the game at 13-13 with 16 seconds remaining on a fourth-and-20 30-yard touchdown pass ... Eric Metcalfe returns the ensuing kickoff 46 yards to the Chargers' 44-yard line with eight seconds remaining ... Plummer finds wide receiver Frank Sanders with a quick 10-yard completion to the San Diego 34-yard line ... timeout is called with three seconds to play ... Chris Jacke drills his third field goal of the game, a 52-yarder, and his 14th career game-winner.

#### **Cardinals 19, Saints 17 (H) □ December 20**

New Orleans regains the lead at 17-16 with 1:21 to play ... Cards begin final possession on their own eight-yard line following penalty on the kickoff return ... Cards cover 73 yards in six plays, beginning with pass completions of 25 and 28 yards to Sanders and ending with Plummer runs of 21 and four yards following one incompletion ... Jacke follows with his fourth field goal of the game, a 36-yarder, his 13th career game-winner.

(Jake Plummer continued on page 118)

## 1998 (cont.)

### Cardinals 20, Eagles 17-OT (A) □ December 13

Philadelphia takes its first and only lead of 17-10 early in the fourth quarter ... Plummer completes eight of 10 passes for 119 yards and a touchdown thereafter ... on Arizona's final three possessions, Plummer drives the Cards 66 yards in 10 plays to tie the score at 17-17 with a nine-yard touchdown pass to wide receiver Rob Moore, positions the Cardinals at Philadelphia's 17-yard line for a missed 34-yard field-goal attempt, and directs the Cards 58 yards to the Eagles' 14-yard line on the first nine plays of overtime to set the table for Jack's 32-yard game-winning field goal ... the latter drive principally is the work of two clutch completions to Moore, the first for 30 yards, the other for 16 yards in the face of a third-and-eight Philadelphia blitz.

## 1998

### Cardinals 29, Redskins 27 (H) □ November 8

Cards take 26-17 lead midway through fourth quarter ... Washington tallies 35-yard touchdown pass with 1:39 left to cut Arizona lead to 26-24 ... onside kick recovery by Redskins sets up 54-yard field goal for improbable 27-26 Washington lead with 35 seconds to play ... Plummer takes Cards 50 yards in five plays, using just 27 seconds ... Joe Nedney kicks 47-yard field goal with :02 left for 29-27 final.

### Cardinals 17, Lions 15 (A) □ November 1

Cards down 15-14 with 9:29 remaining ... Plummer drives Cards 39 yards in eight plays to Lion 35-yard line ... Joe Nedney kicks career-long 53-yard field goal with 2:46 left.

### Cardinals 20, Rams 17 (A) □ September 27

Cards and Rams even at 17-17 with 9:52 left to play in Cards' first regular-season trip to St. Louis since leaving in 1988 ... Plummer takes Cards on 10-play, 75-yard drive to the Ram 12-yard line ... Joe Nedney kicks 29-yard game-winner with 4:04 left.

### Cardinals 17, Eagles 3 (H) □ September 20

Cards trail 3-0 with 14:20 remaining in fourth quarter ... Plummer directs Cards 51 yards in six plays from own 20-yard line for Joe Nedney's 47-yard field goal and 3-3 tie with 12:15 left ... next possession is five-play, 18-yard drive following turnover for seven-yard touchdown pass to Johnny McWilliams and 10-3 lead with 7:39 left ... finishes game with 86-yard drive in nine plays, capped by 25-yard touchdown run by Adrian Murrell with 1:52 left for 17-3 margin.

## 1997

### Cardinals 29, Falcons 26 (H) □ December 21

Cards trail 26-14 with 8:41 remaining ... Plummer takes Cards 69 yards to end zone, capped by 21-yard touchdown pass to Rob Moore with 4:55 left ... Cards regain possession on own 20-yard line with 1:52 on clock and no timeouts ... Plummer takes Cards 80 yards in 12 plays, finishing with a one-yard touchdown pass to Larry Centers ... ensuing two-point scramble with five seconds left ices 29-26 victory.

### Cardinals 16, Ravens 13 (A) □ November 23

Game tied at 13-13 ... Plummer guides Cards 55 yards in six plays from own 20-yard line in final 34 seconds ... Joe Nedney kicks 43-yard field goal as time expires for 16-13 win ... Plummer completes four of five passes for 50 yards in the drive.

## Plummer Vs. NFL Team By Team

Team	Att.	Comp.	Yards	Pct.	Avg./Att.	TD	TD%	Int.	Int.%	Sacked	Rating	W/L	C'backs
Atlanta	100	57	730	57.0	7.30	4	4.0	7	7.0	7/42	64.1	1-2	1
Baltimore	77	42	484	54.5	6.29	2	2.6	4	5.2	4/24	60.7	1-1	1
Buffalo	30	11	119	37.9	3.97	1	3.3	1	3.3	2/11	47.4	0-1	0
Carolina	23	12	173	52.2	7.52	2	8.7	0	0.0	0/0	105.9	1-0	0
Chicago	62	38	373	61.3	6.02	1	1.6	2	3.2	2/17	70.2	1-1	0
Cincinnati	44	22	278	50.0	6.32	2	4.5	1	2.3	1/10	75.0	0-1	0
Cleveland	30	17	171	56.7	5.70	2	6.7	0	0.0	1/2	95.4	1-0	0
Dallas	272	154	1,690	56.6	6.21	6	2.2	9	3.3	20/125	68.7	2-6	1
Denver	28	16	242	57.1	8.64	1	3.6	1	3.6	3/18	82.6	0-1	0
Detroit	58	36	532	62.1	9.17	6	10.3	2	3.4	6/32	112.0	2-0	2
Green Bay	100	56	585	56.0	5.85	2	2.0	7	7.0	4/20	50.6	0-2	0
Jacksonville	0	0	0	0.00	0.00	0	0.0	0	0.0	0/0	39.5	0-0	0
Kansas City	62	36	478	58.1	7.71	2	3.2	2	3.2	5/36	79.9	1-1	0
Minnesota	28	19	219	67.9	7.82	0	0.0	0	0.0	2/21	91.2	0-1	0
Miami	27	11	112	40.4	4.15	0	0.0	4	14.8	2/18	56.6	0-1	0
New Orleans	128	75	863	58.6	6.74	1	0.8	5	3.9	8/46	65.4	1-??	1
New England	0	0	0	0.00	0.00	0	0.0	0	0.0	0/0	39.5	0-0	0
N.Y. Giants	250	145	1,768	58.0	7.07	10	4.0	10	4.0	27/158	76.5	1-7	0
N.Y. Jets	0	0	0	0.00	0.00	0	0.0	0	0.0	0/0	39.5	0-0	0
Oakland	77	45	457	58.4	5.94	3	3.9	3	3.9	4/25	72.1	1-1	1
Philadelphia	291	164	1,849	56.4	6.35	11	3.8	10	3.4	23/131	74.0	6-3	5
Pittsburgh	26	15	270	57.7	10.38	2	7.7	0	0.0	10/53	119.0	0-1	0
San Diego	72	39	515	54.2	7.15	1	1.4	2	2.8	7/43	70.3	2-0	2
St. Louis	31	21	211	67.7	6.81	1	3.2	1	3.2	1/8	84.2	1-0	1
Seattle	36	22	204	61.1	5.67	1	2.8	3	8.3	7/41	51.3	0-1	0
San Francisco	72	40	415	55.6	5.76	1	1.4	2	2.8	5/27	65.4	0-2	0
Tampa Bay	0	0	0	0.00	0.00	0	0.0	0	0.0	0/0	39.5	0-0	0
Tennessee	40	21	195	52.5	4.88	2	5.0	4	10.0	6/38	43.2	0-1	0
Washington	260	142	1,717	54.6	6.60	8	3.1	14	5.4	22/132	62.9	3-6	1



# Nathan Poole

## Wide Receiver

6-2  212  First Year  
 Free Agent, 2001  
 College: Marshall  
 DOB: February 1, 1977  
 Hometown: Danville, Virginia

# 19

**Pro Career:** Back for second training camp with Arizona ... spent 2001 training camp with Cards ... waived during preseason ... re-signed to practice squad on Dec. 3 for duration of season.

**College/Personal:** Moved into the starting lineup midway through sophomore year at Marshall ... *caught passes in 38 consecutive games* ... ranked third in Mid-American Conference history with 215 receptions and fifth with 2,840 receiving yards ... only Tim Martin (221, 1993-96) and Mike Barber (249, 1985-88) caught more career passes for the Thundering Herd ... 2,840 yards receiving rank fourth in school annals ... 18 touchdown catches tied for

sixth ... *two-time first-team all-Mid-American Conference selection* ... as a senior, caught 73 passes for 883 yards (12.9-yard average) and four touchdowns ... 71 catches for 1,122 yards (15.8-yard average) and nine touchdowns as a junior ... competed on the Thundering Herd's track team in the spring of 1999 ... won the triple jump at the Kent Indoor Open with a leap of 45'7" ... also competed in the 4x100-meter relays ... averaged two points per game for Marshall's 1997-98 basketball team ... three-year letter winner in football and basketball at George Washington (Danville, Va.) High School ... sports management major at Marshall ... born Feb. 1, 1977.



# Jarrett Procell

## Defensive End

6-2  275  First Year  
 Free Agent, 2001  
 College: Louisiana Tech  
 DOB: November 4, 1977  
 Hometown: Bossier City, Louisiana

# 90

**Pro Career:** Signed to Arizona's practice squad as a free agent on Dec. 5, 2001 ... spent entire 2000 season on Buffalo Bills' practice squad ... originally signed by Bills on April 22, 2000 ... waived Aug. 27 on final roster reduction ... re-signed to practice squad the following day ... attended Buffalo's training camp in 2001 but released Sept. 2 ... allocated by Cardinals to Scottish Claymores of NFL Europe 2002 with tackle Jarvis Borum ... started six of 10 contests for Claymores ... finished season with 32 tackles (28 solo), 3 quarterback sacks, 1 pass defended, and 1 forced fumble.

**College/Personal:** Three-year starter at Louisiana Tech concluded his college career with 171 tackles and 10.5 quarterback sacks ... all-Louisiana defensive lineman at Airline High School in Bossier City, La. ... three-time all-district baseball selection ... quarterback as a high-school freshman ... majored in fitness and wellness at Louisiana Tech, owning a bachelor's degree in physical education ... has played football since 4 years of age ... dedicated to the fight against Huntington's disease which afflicts his half-brother ... wife Lindsay, son Jaden ... born Nov. 4, 1977 in Bossier City.



# Coby Rhinehart

## Cornerback

5-11  196  Fourth Year  
Sixth Round-a (190th), 1999  
College: Southern Methodist  
DOB: February 7, 1977  
Hometown: Dallas, Texas

# 23

**Pro Career:** Selected by Arizona in sixth round (190th overall) of the 1999 NFL Draft ... played in all 16 games in '99, spent the entire 2000 season on injured reserve following reconstructive knee surgery, then played in 13 games last year.

**2001:** Played in 13 games, primarily on special teams ... inactive for three outings ... admirable return from reconstructive knee surgery showed little or no effects ... 4 solo tackles, 4 assists from scrimmage, and 11 tackles with 50 "blocks" on special teams ... outstanding game on special teams at Chicago (Oct. 13) with 2 tackles, 1 forced fumble, and 3 blocks ... nailed Chicago returner Glyn Milburn on opening kickoff of second half with fierce hit, popping the ball loose ... Card linebacker Zack Walz recovered at the Chicago 30-yard line ... contributed to 17-10 win over Dallas (Dec. 23) with 3 tackles from scrimmage, 1 tackle, and 6 blocks on special teams ... added two tackles from scrimmage, one solo stop on kick-coverage units in 30-7 win at Carolina.

**2000:** Suffered severe knee injury in pre-season outing at Minnesota (Aug. 18) ... stepped awkwardly in pass coverage, appearing to catch right foot on seam of second-base sliding insert on artificial surface in Metrodome ... sustained torn anterior cruciate and lateral collateral ligaments in right knee ... underwent reconstructive surgery Aug. 29 ... the surface also claimed two teammates to season-ending injuries the same night—cornerback J.J. McCleskey (fractured right ankle) and wide receiver Rob Moore (torn anterior cruciate ligament in left knee) ... placed on injured reserve on Aug. 22.

**1999:** Concluded rookie season as **team leader with 77 "blocks" on special teams**, adding 17 tackles on kick coverage ... appeared in all 16 games ... three solo tackles in kick coverage in season opener at Philadelphia (Sept. 12) ... fine special-teams outing in 14-3 win vs. N.Y. Giants (Oct. 10) with four solo tackles and forcing fumble by Giant returner Amani Toomer in the fourth quarter that rolled out of bounds, leaving Giants in possession ... five blocks on special teams and assisted on muffed punt recovery by teammate

Mario Bates vs. Washington (Oct. 17) when he drove Redskin Darryl Pounds backwards and the ball bounced off the back of his leg ... added three solo tackles on special teams in 34-24 victory at N.Y. Giants (Nov. 28) ... registered on the defensive scrimmage ledger vs. Buffalo (Dec. 19) with a solo tackle and hurry ... one solo tackle from scrimmage with extended playing time in second half at Atlanta (Dec. 26) ... concluded rookie season with two tackles on special teams at Green Bay (Jan. 2).

**College/Personal:** Mainstay in the Southern Methodist secondary ... expanded his role as senior in 1998 by also performing as a wide receiver in addition to handling return chores ... all-Western Athletic Conference (W.A.C.) first-team selection in '98 at cornerback with 66 tackles (51 solos), 2 interceptions, 1 sack, and 1 tackle for loss ... team-high five fumble recoveries, caused another, and led squad with 15 pass deflections ... returned six punts for 32 yards (5.3-yard average), caught six passes for 80 yards (13.3-yard average) and a touchdown, and rushed four times for 79 yards (19.8-yard average) and a touchdown ... impressive all-round effort vs. Nevada-Las Vegas with 4 tackles, 3 deflected passes, 1 rush for six yards on a reverse, 3 punt returns for 29 yards, and the game-winning 29-yard touchdown reception with 22 seconds left in 10-7 victory ... **Senior Bowl most valuable player for the South squad following senior season** ... recipient of the Project Tomorrow endowment, created by the Salvation Army Dallas County Advisory Board, enabling gifted youths to attend Tyler Street Christian Academy in his native Dallas ... class 2-A all-Texas selection as a high school senior with 35 receptions for 678 yards (19.4-yard average) and nine touchdowns ... scored 80 points while making 75 tackles, 10 interceptions (four touchdowns), 3 forced fumbles, and 1 fumble recovery on defense as a senior ... **also a standout basketball player, averaging 18 points as a senior for the two-time state champions** ... four-year letter winner in both football and basketball ... member of the National Honor Society ... won his school's

math and science award ... advertising major at Southern Methodist ... recipient of the 1989 Dallas Boy-of-the-Year Award from the Salvation

Army ... given name is Jacoby ... wife Shandra ... daughter Jaelah ... born Feb. 7, 1977. □


## Coby Rhinehart Career Stats

### Tackles-QB Sacks

Year	Solo	Assists	Total	QB Sacks
1999	2	0	2	0
2000	Injured reserve (knee)			
2001	4	4	8	0
<b>Totals</b>	<b>6</b>	<b>4</b>	<b>10</b>	<b>0</b>

### Games

Games (Starts)—1999: 16 (0); 2000: IR, 2001: 13 (0). Totals: 29 (0).



# Johnny Rutledge

## Linebacker

**6-3** □ **239** □ **Fourth Year**  
**Second Round (51st), 1999**  
**College: Florida**  
**DOB: January 4, 1977**  
**Hometown: Belle Glade, Florida**

# 58

□ **Pro Career:** Selected by Arizona in second round (51st overall) of the 1999 NFL Draft ... has bounced from inside to outside linebacker ... played in six games as rookie, 11 in 2000, 14 last year ... in 31 professional contests (four starts), owns 38 tackles, 2 tackles for loss, 1 forced fumble, and 1 fumble recovery.

□ **2001:** Near-exclusive special-teams play in 14 games resulted in six tackles ... added two tackles from scrimmage ... only one tackle from scrimmage vs. Dallas (Dec. 23), but it was a key stop of Dallas running back Emmitt Smith on second and goal from one-yard line in first quarter as Cards eventually forced Cowboy quarterback Quincy Carter to fumble the ball out of the end zone two plays later and preserve a 0-0 game in eventual 17-10 victory.

□ **2000:** Played in 11 games with three mid-season starts ... 13 solo tackles, 15 assists, 1 tackle for loss, 1 forced fumble, and 1 fumble recovery from scrimmage ... added seven tackles on special teams ... sustained knee sprain in preseason finale at San Diego (Aug. 25) ... inactive for season opener at N.Y. Giants (Sept. 3) ... sparkled on special teams in 32-31 win over Dallas (Sept. 10) with three solo tackles on kickoff coverage ... with Rob Fredrickson (hip) inactive, made **first NFL start at San Francisco (Oct. 1)**, posting eight tackles, including a stop for loss at right linebacker ... moved to left side in place of Ray Thompson (groin) the next week vs. Cleveland (Oct. 8) and

provided seven tackles in 29-21 victory ... six stops in reserve role vs. Philadelphia (Oct. 15) ... again subbed for Thompson at Dallas (Oct. 22), collecting five solo stops and a tackle for loss in addition to a pair of tackles on special teams ... inactive weeks 11-14 ... impressed vs. Baltimore (Dec. 17) with three assists and big play in fourth quarter when he stripped Raven running back Jamal Lewis of the ball on a swing pass and made recovery at the 15-yard line only to see Cards return the ball with turnover on the next play.

□ **1999:** Inactive for eight of first 10 games ... **first NFL action vs. Washington (Oct. 17)** ... only noteworthy action from scrimmage resulted in two solo tackles and one assist in season finale at Green Bay (Jan. 2) ... three tackles, 13 "blocks" on special teams.

□ **College/Personal:** Started 35 games during college career for talent-laden Florida Gators ... all-Southeastern Conference (S.E.C.) first-team choice as a senior ... **one of 10 semi-finalists for Dick Butkus Award, annually given to the nation's top linebacker** ... moved to middle linebacker, finishing second on the team with 105 tackles (61 solos) ... also posted 1.5 sacks, 8 stops for losses of 19 yards, 8 quarterback pressures, 2 forced fumbles, 1 recovered fumble, 1 pass interception, and 4 pass deflections ... all-S.E.C. second-team pick as junior ... led Gators with 67 tackles (44 solos) and four sacks for -31 yards ...

(Johnny Rutledge continued on page 122)

(Johnny Rutledge continued from page 121)

added 6 stops for -11 yards, 7 quarterback pressures, and 1 deflected pass ... *Super Prep* and *USA Today* all-America selection at Glades Central (Belle Glade, Fla.) High School ... added all-Florida class 4A and *Palm Beach Post* defensive player-of-the-year honors as a weak-side outside linebacker ... 162 tackles and five sacks as a prep senior ... rated among the nation's top five prep linebackers by the National Blue Chip Recruiting Service ... *boyhood friend as well as high school and college teammate of Jacksonville running back Fred Taylor, the AFC's offensive rookie-of-the-year in 1998, and Washington wide receiver*

*Reidel Anthony, Tampa Bay's 1998 receiving leader* ... did not play football as a high-school freshman ... convinced to play by Anthony while the two were eating lunch in the school cafeteria ... seven of Rutledge's teammates from Glades Central H.S. received scholarships to NCAA Division I colleges ... Glades Central posted a 35-4 cumulative record during the Rutledge-Anthony-Taylor era ... the trio led the Florida Gators to a national championship in 1996 ... sociology major at Florida ... cousin, Randy Rutledge, played football at Baylor in the 1980s ... wife Gia ... daughter Jade Elizabeth ... born Jan. 4, 1977. □

## Johnny Rutledge Career Stats

### Tackles-QB Sacks

Year	Solo	Assists	Total	QB Sacks
1999	2	1	3	0
2000	16	17	33	0
2001	1	1	2	0
Totals	19	19	38	0

### Single-Game Bests

**Tackles:** 8 at San Francisco, Oct. 1, 2000. **Solo Tackles:** 5 at Dallas Oct. 22, 2000. **Tackles For Loss:** 1 at Dallas, Oct. 22, 2000; at San Francisco, Oct. 1, 2000

### Games

**Games (Starts)**—1999: 6 (0), 2000: 11 (4), 2001: 14 (0).  
**Totals:** 31 (4).



# Frank Sanders

## Wide Receiver

6-2 □ 215 □ Eighth Year  
Second Round (47th), 1995  
College: Auburn  
DOB: February 17, 1973  
Hometown: Ft. Lauderdale, Florida

# 81

□ **Pro Career:** Day-one starter as a rookie in 1995 ... immediately stepped into starting role with the confidence and flair of a veteran ... **459 career catches for 6,179 receiving yards both rank fifth in franchise history ... also 22 touchdowns ... starts in 109 of 112 NFL games ... one of the NFL's most accomplished third-down receivers as league leader in category from 1997-99 (93) and 1998-99 (61) ... 11 career 100-yard receiving games ... NFC-leading 89 grabs in 1998, his single-season best, rank fifth on the Cards' all-time one-season list ... 69 receptions his sophomore season in 1996 were the most by a second-year Cardinal and ranked 11th in one-season receptions ... led the NFL in 1997 with 31 third-down catches ... Pro Bowl alternate in 1998.**

□ **2001:** Hampered noticeably during second half of season with hamstring and thigh ailments ... in 15 games (13 starts), caught 41 passes for 618 yards (15.1-yard average) with two touchdowns ... his catches (41) and yardage (618) were single-season career lows, but his average per catch (15.1 yards) was his best since his rookie season (10.0 yards in 1995) ... **streak of 107 consecutive games played ended Dec. 2 at Oakland with hamstring injury ... 100th career start Oct. 14 at Chicago ... snared four passes for 96 yards vs. Atlanta (Sept. 30), including a 58-yarder in the fourth quarter ... caught three-yard pass in second quarter at Philadelphia (Oct. 7) before leaving game with thigh bruise in the second half ... despite tender thigh bruise that limited his practice time during**

the week, caught three passes for 47 yards at Chicago (Oct. 14), including seven-yard scoring toss from quarterback Jake Plummer with just under three minutes left in game ... earlier converted third-and-eight with 31-yard grab in the third quarter ... six receptions for 87 yards vs. Philadelphia (Nov. 4) included five grabs for 76 yards in fourth quarter ... despite tight hamstrings on both legs vs. Detroit (Nov. 18), caught six passes for 59 yards in first half, then added **68-yard scoring grab, Arizona's longest play from scrimmage in 2001**, in third quarter of 45-38 win ... MarTay Jenkins started in his place at San Diego (Nov. 25) ... inactive at Oakland (Dec. 2) ... only two receptions vs. Dallas (Dec. 23), but made great play in second quarter when he caught a short toss from Plummer on the right sideline on a third-and-seven situation and cut back across the field to the Dallas one-yard line ... running back Michael Pittman scored three plays later to give Cards a 14-10 lead in eventual 17-10 win ... no receptions at Carolina (Dec. 30) but attempted one pass on reverse in second quarter ... concluded season with receptions of 17 and 22 yards for first downs in 11-play, 63-yard scoring drive to a field goal and 17-6 halftime lead at Washington (Jan. 6, 2002).

□**2000**: Started all 16 games, finishing with 54 receptions for 749 yards for **single-season career-best six touchdowns** ... though 54 receptions were fewest since 1995 rookie season (52), 13.9-yard average was best since that '95 campaign (17-yard average) ... opened season at N.Y. Giants (Sept. 3) with five catches for 78 yards, including 26-yarder to the Giant 18-yard line, in 84-yard fourth-quarter scoring drive ... third-down scoring grabs of four and 17 yards vs. Dallas (Sept. 10), the latter with 1:54 to play in come-from-behind 32-31 victory ... seven catches for 60 yards vs. Green Bay (Sept. 24) ... despite nursing sore shoulder, snatched four passes for 76 yards, including scoring tosses of 53 and five yards, in 29-21 win over Cleveland (Oct. 8) ... endured reception drought with just six catches in ensuing four contests ... two receptions for 54 yards vs. New Orleans (Oct. 29) featured 40-yarder on crossing pattern to the Saints' four-yard line that set up Card touchdown and snap first-quarter touchdownless drought at 23 games ... five receptions for 82 yards at Minnesota (Nov. 12), including grabs of 11 and 14 yards in first-quarter scoring drive, the latter on third down to keep the 11-play, 75-yard touchdown march alive ... later in second quarter broke loose for 41-yard catch-and-run ... left game briefly in second half when knee slammed into the Metrodome artificial surface and returned showing effects ... all three catches vs. N.Y. Giants (Nov. 26) in third quarter ... converted third-and-16 play to the Giants' 46-yard line as Pittman scored on a 36-yard screen pass two plays later to cut deficit to 21-7 ... outstanding catch the following week at Cincinnati (Dec. 3) for first down ... though only good for three

yards, it converted a third-and-two play and was originally ruled out of bounds but a Card challenge resulted in a replay reversal ... season-best 90 yards on four catches at Jacksonville (Dec. 10), including Cards' only touchdown on 26-yard reception on seam route from reserve quarterback Chris Greisen midway through fourth quarter, the passer's first NFL touchdown pass ... responded the next week vs. Baltimore (Dec. 17) with five catches for 76 yards, highlighted by 27-yard scoring toss from Plummer to give Cards short-lived 7-3 lead in third quarter ... concluded season with four pass receptions for 47 yards at Washington (Dec. 24).

□**1999**: Completed fifth season with **team-leading 79 receptions** for 954 yards (12.1-yard average) with one touchdown ... **also led NFC (third in league) with 30 third-down receptions ... career single-game best 13 pass receptions in season finale at Green Bay (Jan. 2), most catches by a Cardinal wide receiver since Sonny Randle's club record of 16 grabs at N.Y. Giants on Nov. 4, 1962 (256 yards)** ... former Cardinal fullback Larry Centers also caught 13 passes in a game vs. St. Louis on Sept. 29, 1996 (OT) ... opened season at Philadelphia (Sept. 12) with four of five catches on third down ... three of four converted for first-down yardage with five overall grabs for 50 yards in 25-24 win ... snared five passes for 53 yards in first half, seven for 76 overall at Miami (Sept. 19) ... long reception of game a 26-yarder from Pittman on option play in first quarter to the Dolphin eight-yard line ... another catch was a one-handed grab to convert third-and-two situation for 15-yard gain midway through fourth quarter ... fine effort with four of seven catches on third down vs. San Francisco (Sept. 27), three for first-down yardage ... unfortunate fumble, however, near two-minute mark of first half as he caught a hitch from Plummer inside the five-yard line but lost the ball as he fell toward the goal line to end scoring threat ... two receptions for 42 yards at Dallas (Oct. 3), including a 26-yarder near end of first half to the Cowboy two-yard line to set up Cards' only score ... all five catches (37 yards) vs. N.Y. Giants (Oct. 10) came in first half, including three for gains of 4, 8, and 12 yards on eight-play, 68-yard touchdown drive near end of first half to take 14-0 lead in 14-3 win ... after just one catch for nine yards in first half vs. Washington (Oct. 17), caught two passes for 59 yards in fourth quarter from quarterback Dave Brown ... snared 28-yarder to the Redskin 41-yard line on second and 10, then added 31-yarder on third-and-10 situation three plays later to the Washington 10-yard line as Brown found wide receiver Rob Moore three plays later to bring Cards within 17-10 with seven minutes remaining ... led team with five receptions and 86 yards in 23-19 win over Detroit (Nov. 14), including four

(Frank Sanders continued on page 124)

(Frank Sanders continued from page 123)

passes for 79 yards in first half ... caught 33-yarder to the Detroit 42-yard line in second quarter field-goal drive, then pulled in 16-yarder with four seconds left in first half to enable kicker Chris Jacke to nail a 49-yard field goal as first half time expired to give Cards a 16-7 intermission lead ... final grab was seven-yarder to convert third-down situation in fourth quarter and take additional time off the clock ... all three catches vs. Dallas (Nov. 21) good for third-down conversion yardage in 13-9 win ... third-and-five at Dallas 22-yard line late in first half gained seven yards in drive to field goal ... six-yard catch on third-and-four in third quarter made first-down yardage ... third-and-three grab early in fourth quarter good for four yards and first down in scoring drive that resulted in field goal and 13-7 Card lead ... after just one reception for four yards in first half at N.Y. Giants (Nov. 28), connected with Plummer for 69 yards on five receptions in second half ... grabbed 14-yarder to the Giant two-yard line in third period to set up Plummer's two-yard touchdown toss to Moore three plays later and 13-10 Cardinal lead ... snared 18-yarder to the Giant 12-yard line near end of third period in eight-play, 67-yard scoring drive, then made clutch finger-tip diving grab on third-and-eight play at own 42-yard line with 11-yard miracle catch to give Cards first down at Giant 47-yard line midway through fourth quarter, holding 20-17 lead ... five plays later, Cards scored for 27-17 lead with four minutes left in 34-24 win ... with two catches for 13 yards and a lost fumble entering the fourth quarter vs. Philadelphia (Dec. 5), caught fire in fourth quarter to help save the day ... opened with nine-yard catch for first down to the Cardinal 47-yard line, another nine-yarder to convert third-and-four situation at the Eagle 34-yard line, then snared three-yard toss to the four-yard line as Plummer connected with rookie wide receiver David Boston on next play for four-yard touchdown pass to cut deficit to 17-14 with 4:31 to play ... huge play on third-and-10 at Philadelphia 39-yard line with 1:09 left, running crossing route and making diving catch at the pylon ... a review upheld the call on the field as Plummer took the ball in for the go-ahead points on the next play and a 21-17 lead with 59 seconds left ... also attempted end-round pass to Moore on second play of second quarter that fell incomplete ... **streak of 76 consecutive games with receptions ended vs. Washington (Dec. 12)** ... back into swing in big way vs. Buffalo (Dec. 19) with five catches for 57 yards ... caught six-yarder on third-and-five on final play of first quarter in 13-play, 80-yard scoring drive to cut Buffalo lead to 14-7 ... also took 12-yarder to the Bills' 19-yard line later in period in six-play, 46-yard drive to tie score at 14-14 ... added 26-yarder to the Buffalo 26-yard line in fourth quarter

as Plummer connected with Moore on next play to cut lead to 24-21 with 1:55 remaining ... season-best 106 receiving yards on three catches at Atlanta (Dec. 26), including 63-yarder to Falcons' 24-yard line in fourth quarter ... finished season at Green Bay (Jan. 2) in grand fashion with career single-game best 13 receptions (118 yards) ... also caught first touchdown of the season, a six-yarder from Plummer, to cap an eight-play, 77-yard third-quarter scoring drive ... caught at least three passes in each quarter ... 13 receptions equalled the 1999 NFC high with the Giants' Tiki Barber and the Bears' Bobby Engram ... 118 receiving yards gave him back-to-back 100-yard receiving outings for second time in career.

□ **1998: Career-best 89 receptions for 1,145 yards** ... 89 catches ranked second in NFL to Miami's O.J. McDuffie (90) ... single-game bests with 11 receptions for 190 yards vs. Dallas (Nov. 15) ... 11 grabs tied for the conference lead with St. Louis Ram Isaac Bruce ... ranked second in league in third-down receiving with 31 receptions behind Minnesota's Cris Carter (32) ... **89 catches produced 57 first downs** ... often Plummer's favorite target in the clutch, grabbing 40 percent (31) of the quarterback's 83 third-down completions ... **five 100-yard receiving outings—118 vs. Oakland (Oct. 4), 190 vs. Dallas (Nov. 15), 100 at Kansas City (Nov. 29), 138 vs. New Orleans (Dec. 20), and 106 vs. San Diego (Dec. 27)—included four of the Cards' final seven outings during their stretch run to the playoffs** ... over 30 percent of his pass receptions (27 of 89) came in the fourth quarter ... caught four passes in each of first two games ... clutch performance at St. Louis (Sept. 27) with nine receptions for 86 yards and a score in 20-17 win ... caught five passes for 54 yards in first half, including a 13-yard scoring grab from Plummer on fade route in end zone ... set up Cards' first points with 19-yard grab to convert third-and-11 play on final snap of first quarter as Cards drove for field goal to pull within 7-3 ... put Arizona ahead on next possession with the 13-yard scoring grab in second period ... authored key play in fourth quarter when he got behind the Ram defense and was running under a Plummer toss when defensive back Dexter McCleon tripped him from behind for a 43-yard pass interference penalty on a third-and-14 play with six minutes left ... Cards kicked field goal four plays later for 20-17 advantage ... sealed game with seven-yard diving grab from Plummer to convert third-and-six at the two-minute warning as Cards ran out the clock ... matched single-game career best vs. Oakland (Oct. 4) with 10 receptions (118 yards) ... caught 19-yarder to the Raider 13-yard line to set up Cards' second score of the game in the second quarter and snared grabs of 17 and 18 yards in fourth-quarter drive to field goal to pull Cards within 23-20 with eight minutes left ... receptions

of six yards on third-and-10 and 14 yards on fourth-and-four in final, futile drive of 23–20 loss ... four receptions for 32 yards vs. Chicago (Oct. 11) ... converted key third-and-seven play in second quarter with tough nine-yard grab over the middle to two-yard line as Cards scored on next play for 17–0 lead ... also gained seven yards on end-around rush in first quarter ... all four receptions (42 yards) at N.Y. Giants (Oct. 18) converted third-down plays ... two catches for 21 yards in 17–15 win at Detroit (Nov. 1), including a 16-yard touchdown in second quarter on third-and-12 play ... of his five catches for 50 yards vs. Washington (Nov. 8), none bigger than an 18-yarder to the Redskin 36-yard line with 16 seconds left to help set up game-winning field goal in 29–27 triumph ... also ran for five yards on reverse in first quarter ... burned Cowboy secondary for 11 catches and 190 yards vs. Dallas (Nov. 15), including eight for 151 in second half ... caught three passes in Cards' first scoring drive, including a 13-yarder to convert a third-down play, 24-yarder to the Cowboy four-yard line, then two-yard touchdown catch from Plummer three plays later to cut lead to 28–7 at halftime ... to open second half, snared eight-yarder, 11-yarder to convert fourth-down play, and 24-yarder on third down in 15-play, 60-yard drive to shave Dallas lead to 28–14 ... also pulled down 42-yarder in fourth quarter, then later in drive converted third-and-15 play with 22-yard grab, but Cards lost ball on downs at Dallas 16-yard line ... followed with catches of nine and 28 yards on ensuing possession to cut lead to 35–28, and almost won the game with near catch at back of end zone with nine seconds left ... set up second-quarter touchdown at Washington (Nov. 22) with 40-yard pass-and-run on crossing route as Cards took 24–0 lead ... converted back-to-back third-and-seven and third-and-eight plays with first-down grabs, the latter a 35-yard catch to the Washington seven-yard line as Cards scored four plays later to take 45–35 lead with 3:49 to play in eventual 45–42 win ... four grabs for 50 yards in first half at Kansas City (Nov. 29) featured 11-yarder to convert third-and-six play as Cards drove to field goal ... later snagged pair of 17-yarders in 64-yard, seven-play touchdown drive in second quarter to cut Chiefs' lead to 14–10 ... also found opening over the middle for 40-yard catch and run in third-quarter scoring drive, then snared 10-yarder on third-and-nine situation to keep drive alive in fourth period as Cards scored four plays later ... after just one grab for eight yards in first half, responded in Cards' comeback bid in second half vs. N.Y. Giants (Dec. 6) with four receptions for 54 yards ... converted third-and seven play in third quarter with 15-yard grab, then snared 19-yarder later in period ... *electric first half vs. New Orleans (Dec. 20) with eight receptions for 85 yards, then silent until the money was on the line*

*at the end of the game ... with Cards perched at their own eight-yard line and 1:21 showing on clock and Saints ahead 17–16, slipped over the middle for consecutive receptions of 25 and 28 yards from Plummer to set the table for Jacke's 36-yard game-winning field goal four plays later in pivotal 19–17 win ... in season finale vs. San Diego (Dec. 27), caught four passes for 49 yards in first half, including a 20-yard gain on third-and-15 play near start of second quarter in drive that led to field goal ... suffered knee sprain and contusion on the play, however, and was out of the lineup until midway through second half ... came back with clutch effort in fourth quarter with four grabs for 57 yards, the clincher a 10-yard square-in from Plummer with three seconds left after Eric Metcalf's 46-yard kickoff return to the Charger 44-yard line ... Jacke then knocked home the game-winner from 52 yards as time expired ... overall, finished with eight receptions for 106 yards, his fifth 100-yard receiving day of the season ... *set up Cards' first score in wild card post-season victory at Dallas (Jan. 2) when he streaked over the middle and one-handed a Plummer pass without breaking stride for a 59-yard gain to the Cowboy 12-yard line, leading to a 7–0 Cardinal advantage ... caught 12-yarder on third-and-10 play in third period to extend a time-consuming possession in eventual 20–7 victory ... three catches for 72 yards overall ... caught four passes for 30 yards in divisional playoff loss at Minnesota (Jan. 10), including an 11-yarder in second-quarter touchdown drive ... nearly scored on two-yard crossing pattern but dragged down short of goal line in third period as running back Mario Bates plunged over two plays later to cut Viking lead to 24–14 early in second half ... later set up a one-yard scoring run by Bates early in the fourth period with five-yard grab just short of the end zone ... selected to all-Madden team.**

□1997: Strong junior season with 75 pass receptions for 1,017 yards (13.6-yard average) and four touchdowns ... *in tandem with Pro Bowler Moore (97 receptions), the pair's combined 172 grabs ranked second in the NFL to Detroit's duo of Herman Moore and Johnnie Morton (184) and became the first pair of Cardinal wide receivers to both crack the 1,000-yard barrier in the same season ... on receiving end of Cards' two longest plays from scrimmage—career-long 70-yard touchdown grab and a 52-yard catch ... opened season in grand fashion at Cincinnati (Aug. 31) with six receptions for 105 yards, including five grabs for 90 yards in first half ... five of his receptions were good for first downs, including four to convert third-down plays for first downs ... caught only two passes for 12 yards in first half vs. Dallas (Sept. 7), but logged five receptions for 32 yards in second half of 25–22*

(Frank Sanders continued on page 126)

(Frank Sanders continued from page 125)

overtime victory ... caught seven-yard scoring loss from quarterback Kent Graham in third quarter to bring Cards within 22-14, then snared six-yard toss on third-and-five play in fourth quarter for first down in game-tying drive ... five receptions for 60 yards at Tampa Bay (Sept. 28) ... just missed a 100-yard day with seven catches for 99 yards vs. Minnesota (Oct. 5) ... highlight was 42-yarder to the Viking three-yard line in third quarter and a spectacular one-handed catch in second quarter for 10 yards to convert third-and-10 play that made numerous highlight packages ... led club with six receptions (59 yards) vs. N.Y. Giants (Oct. 12) ... held to one grab for eight yards at Philadelphia (Oct. 19) ... rebounded the following week vs. Tennessee (Oct. 26) to snare career-best 10 pass receptions (98 yards), including four grabs in third quarter ... held to one reception for nine yards in 31-21 win over Philadelphia (Nov. 2) and two for seven yards at Dallas (Nov. 9) ... bounced back the next week at the Meadowlands for then career single-game high 188 yards on nine receptions, including the 70-yard scoring toss from Plummer on the third play of the second half at the N.Y. Giants (Nov. 16) ... only two receptions in 16-13 win at Baltimore (Nov. 23), but came through with clutch four-yard grab from Plummer on fourth-down play midway through fourth quarter to give Cards 13-10 lead ... after being shut out in first half vs. Pittsburgh (Nov. 30), answered with four grabs for 71 yards in second half, including a three-yard touchdown toss from Plummer in third period to tie game at 10-10 ... set up the score with consecutive connections with Plummer of 11 and 32 yards to the three-yard line ... on Cards' next possession, took reverse handoff from Moore, then connected with Moore on a pass good for 26 yards to the Steeler 23-yard line as Cards tied game at 17-17 three plays later ... streaked for a 52-yard reception to set up Cards' first touchdown in second quarter vs. Washington (Dec. 7), then converted a third-and-10 play with a 29-yard grab in third period as Cards scored on next play to narrow deficit to 24-21 in eventual 38-28 defeat ... set up Cards' first score vs. Atlanta (Dec. 21) with 44-yard catch-and-run in first quarter, but was stopped at the one-yard line as Cards tied the game 7-7 three plays later ... converted key third-and-10 play with 14-yard reception in fourth-quarter scoring drive that brought Cards within 26-21, then came through with 12-yard gain on third-and-11 play in game-winning drive later in the period in 29-26 victory in season finale.

▣1996: Turned in one of the top second-year offensive efforts in franchise history with 813 yards receiving on 69 catches (11.8-yard average) and four touchdowns ... caught five or more passes in eight games, including eight catches vs. Miami (Sept. 8) ... led team with seven receptions

for 72 yards, five for 51 in the first half, in the season opener at Indianapolis (Sept. 1) ... followed with eight catches for 81 yards vs. Dolphins as Miami held Arizona to 27 yards rushing ... snared 22-yarder on first play at New Orleans (Sept. 22), then added a key 12-yard catch in third-quarter scoring drive in 28-14 victory ... grabbed five-yard scoring toss from Graham on fourth down with 11 seconds to play, tying the game at 28-28 vs. St. Louis (Sept. 29) in 31-28 overtime win ... converted third-and-long situations with catches of 14 and 12 yards in two scoring drives to aid 13-9 win over Tampa Bay (Oct. 20) ... scored team's only points on seven-yard touchdown strike from quarterback Boomer Esiason at N.Y. Giants (Nov. 3) ... five receptions for 72 yards in second half of 37-34 overtime win at Washington (Nov. 10), including fourth-quarter grabs of 16 and 18 yards and a 25-yarder to convert third-down play in overtime scoring drive ... paced team with five receptions for 49 yards and a score in 31-23 win over N.Y. Giants (Nov. 17) ... six more receptions for 90 yards in 36-30 win over Philadelphia (Nov. 24), including three aerials in fourth quarter and key 25-yarder on third-and-20 situation to keep scoring drive alive ... six catches for 82 yards and a 21-yard scoring strike from Graham as Sanders beat Redskin cornerback Darrell Green on a quick slant in 27-26 win over Washington (Dec. 15).

▣1995: Finished first NFL season with 52 receptions for 883 yards ... among the top 30 receivers in the NFC, his 17-yard average per reception was tops among rookies and ranked second only to Washington's Henry Ellard (17.9) overall ... another Sanders, Houston Oiler rookie Chris Sanders, led the league at 23.5 (35-823) ... caught 17 more passes and bettered the Oiler's yardage total by 60 yards ... first NFL grab came in season opener at Washington (Sept. 3), a 36-yard catch from quarterback Dave Krieg in the first quarter ... impressed home crowd vs. Philadelphia (Sept. 10) with five receptions for 102 yards, including four for 74 yards in the second half ... set up the game-winning points with a clutch 12-yard gain in fourth quarter, then gave the Cards a 20-17 lead with a two-point conversion catch vs. Detroit (Sept. 17) ... four receptions for 74 yards at Dallas (Sept. 24), including a 33-yard grab from Moore on a reverse ... four catches for 97 yards vs. Kansas City (Oct. 1) for a 24.3-yard average with an 18-yarder on a first-quarter third-and-nine situation and a 30-yarder on third-and-14 later in the drive ... added a 35-yard catch in the second half ... a second 100-yard effort and his first two NFL touchdowns at the N.Y. Giants (Oct. 8) with six receptions for 108 yards, including 11- and six-yard scoring tosses in the second quarter and a two-point conversion in the third period ... five grabs for 97 yards in the second half ... aided first-quarter touchdown drive vs.

Minnesota (Nov. 12) with a 36-yard catch, then set up the game-tying points in the fourth period with a 27-yard connection ... gained substantial yardage after the catch on 48- and 32-yard pass plays, four pass grabs for 94 yards overall, in 40–37 overtime victory against Atlanta (Nov. 26) ... after two catches for eight yards in the first half at San Diego (Dec. 9), responded with five receptions for 62 yards in the final two quarters, including gains of 20, 21, and 14 yards in third-quarter scoring drive ... shut out for the first time in season finale vs. Dallas (Dec. 25).

☐ **College/Personal:** All-round athlete who excelled in football and baseball at Auburn ... in only two seasons as a starter, ranked second on Auburn's all-time list with 121 receptions for 1,998 yards and 15 touchdowns ... *broke Terry Beasley's Auburn single-season reception record (55 in 1971) with 58 catches as a senior ... also set War Eagle single-season marks with 910 receiving yards (15.7-yard average) and seven touchdowns the same season ... finalist for the Fred Biletnikoff Award, given annually to college football's premier receiver, as an Auburn senior ... top collegiate single-game effort was 175 receiving yards against Mississippi State in 1994, the fourth-best total in Auburn history ... most memorable college afternoon was his role in*

Auburn's emotional 36–33 victory over Florida in 1994 ... one of Sanders' five receptions was a game-winning touchdown in the corner of the Gators' end zone, a diving, tumbling grab late in the contest ... also posted a 28-yard touchdown run and four kickoff returns for 82 yards in the contest ... *starting left fielder for Auburn's 1994 College World Series baseball team ... selected to Southeastern Conference West all-tournament team ... all-Florida selection at Dillard High School in Fort Lauderdale ... caught 33 passes for 704 yards (21.3-yard average) with 10 touchdowns and handled kick-return duties as a prep senior ... majored in psychology at Auburn ... only NFL recipient of inaugural 1999 Citizen Through Sports Award, given to athletes who imbue the values of citizenship and community realized through good sportsmanship and ethical play ... other inaugural recipients included Chicago Cubs outfielder Sammy Sosa and former San Antonio Spurs point guard Avery Johnson ... served as spokesman for Operation Intercept, the largest educational campaign against telemarketing fraud in Arizona history, in 1999 ... resides in Phoenix with wife, Tracy, and daughter, Aniah Cimone (May 20, 2002) ... born Feb. 17, 1973 in Ft. Lauderdale, Florida.* ☐

## Frank Sanders Career Stats

### Receiving

Year	No.	Yards	Average	Long	TD
1995	52	883	17.0	48	2
1996	69	813	11.8	34	4
1997	75	1,017	13.6	70†	4
1998	89	1,145	12.9	42	3
1999	79	954	12.1	63	1
2000	54	749	13.9	53†	6
2001	41	618	15.1	68†	2
<b>Totals</b>	<b>458</b>	<b>6,179</b>	<b>13.5</b>	<b>70†</b>	<b>22</b>

### Additional Statistics

Two two-point conversions, 1995; one two-point conversion, one pass completion for 26 yards, 1997; one pass attempt, 1999; one pass attempt, 2001.

### Games

**Games (Starts)**—1995: 16 (15), 1996: 16 (16), 1997: 16 (16), 1998: 16 (16), 1999: 16 (16), 2000: 16 (16), 2001: 15 (13).  
**Totals: 112 (109).**

### Rushing

Year	No.	Yards	Average	Long	TD
1995	1	1	1.0	1	0
1996	2	-4	-2.0	1	0
1997	1	5	5.0	5	0
1998	4	0	0.0	7	0
1999	0	0	0.0	0	0
2000	0	0	0.0	0	0
2001	0	0	0.0	0	0
<b>Totals</b>	<b>8</b>	<b>2</b>	<b>0.3</b>	<b>7</b>	<b>0</b>

### Single-Game Bests

**Yards Receiving:** 190 vs. Dallas, Nov. 15, 1998. **Receptions:** 13 at Green Bay, Jan. 2, 2000; 11 vs. Dallas, Nov. 15, 1998. **Longest Reception:** 70† at N.Y. Giants, Nov. 16, 1997. **TDs Receiving:** 2 vs. Cleveland, Oct. 8, 2000; vs. Dallas, Sept. 10, 2000; at N.Y. Giants (OT), Oct. 8, 1995.

(Frank Sanders continued on page 128)

**2001**

Date	Opponent	Receptions	Yards	Average	Long	TD
Sept. 23, 2001	Denver	4	28	7.0	11	0
Sept. 30, 2001	Atlanta	4	96	24.0	58	0
Oct. 7, 2001	At Philadelphia	1	3	3.0	3	0
Oct. 14, 2001	At Chicago	3	47	15.7	31	1
Oct. 21, 2001	Kansas City	2	18	9.0	12	0
Oct. 28, 201	At Dallas	5	56	11.2	15	0
Nov. 4, 2001	Philadelphia	6	87	14.5	20	0
Nov. 11, 2001	N.Y. Giants	1	6	6.0	6	0
Nov. 18, 2001	Detroit	7	127	18.1	68t	1
Nov. 25, 2001	At San Diego	0	0	0.0	0	0
Dec. 2, 2001	At Oakland					
Dec. 9, 2001	Washington	2	23	11.5	16	0
Dec. 15, 2001	At N.Y. Giants	2	19	9.5	10	0
Dec. 23, 2001	Dallas	2	69	34.5	58	0
Dec. 30, 2001	At Carolina	0	0	0.0	0	0
Jan. 6, 2002	At Washington	2	39	19.5	22	0
<b>Totals</b>		<b>41</b>	<b>618</b>	<b>15.1</b>	<b>68t</b>	<b>2</b>

**2000**

Date	Opponent	Receptions	Yards	Average	Long	TD
Sept. 3, 2000	At N.Y. Giants	5	78	15.6	26	0
Sept. 10, 2000	Dallas	4	56	14.0	24	2
Sept. 24, 2000	Green Bay	7	60	8.6	15	0
Oct. 1, 2000	At San Francisco	2	10	5.0	5	0
Oct. 8, 2000	Cleveland	4	76	19.0	53t	2
Oct. 15, 2000	Philadelphia	1	13	13.0	13	0
Oct. 22, 2000	At Dallas	2	14	7.0	8	0
Oct. 29, 2000	New Orleans	2	54	27.0	40	0
Nov. 5, 2000	Washington	1	9	9.0	9	0
Nov. 12, 2000	At Minnesota	5	82	16.4	41	0
Nov. 19, 2000	At Philadelphia	2	19	9.5	13	0
Nov. 26, 2000	N.Y. Giants	3	44	14.7	24	0
Dec. 3, 2000	At Cincinnati	3	21	7.0	11	0
Dec. 10, 2000	At Jacksonville	4	90	22.5	32	1
Dec. 17, 2000	Baltimore	5	76	15.2	27t	1
Dec. 24, 2000	At Washington	4	47	11.7	20	0
<b>Totals</b>		<b>54</b>	<b>749</b>	<b>13.9</b>	<b>53t</b>	<b>6</b>

**1999**

Date	Opponent	Receptions	Yards	Average	Long	TD
Sept. 12, 1999	At Philadelphia	5	50	20.0	17	0
Sept. 19, 1999	At Miami	7	76	10.9	26	0
Sept. 27, 1999	San Francisco	7	74	10.6	17	0
Oct. 3, 1999	At Dallas	2	42	21.0	26	0
Oct. 10, 1999	N.Y. Giants	5	37	7.4	12	0
Oct. 17, 1999	Washington	3	68	22.7	31	0
Oct. 31, 1999	New England	4	34	8.5	10	0
Nov. 7, 1999	At N.Y. Jets	5	44	8.8	17	0
Nov. 14, 1999	Detroit	5	86	17.2	33	0
Nov. 21, 1999	Dallas	3	17	5.7	7	0
Nov. 28, 1999	At N.Y. Giants	6	73	12.2	21	0
Dec. 5, 1999	Philadelphia	6	72	12.0	38	0
Dec. 12, 1999	At Washington	0	0	0.0	0	0
Dec. 19, 1999	Buffalo	5	57	11.4	26	0
Dec. 26, 1999	At Atlanta	3	106	35.3	63	0
Jan. 2, 2000	At Green Bay	13	118	9.1	18	1
<b>Totals</b>		<b>79</b>	<b>954</b>	<b>12.1</b>	<b>63</b>	<b>1</b>

## 1998

Date	Opponent	Receptions	Yards	Average	Long	TD
Sept. 6, 1998	At Dallas	4	33	8.3	10	0
Sept. 13, 1998	At Seattle	4	43	10.8	16	0
Sept. 20, 1998	Philadelphia	2	14	7.0	7	0
Sept. 27, 1998	At St. Louis	9	86	9.6	19	1
Oct. 4, 1998	Oakland	10	118	11.8	23	0
Oct. 11, 1998	Chicago	4	32	8.0	10	0
Oct. 18, 1998	At N.Y. Giants	4	42	10.5	17	0
Nov. 1, 1998	At Detroit	2	21	10.5	161	1
Nov. 8, 1998	Washington	5	50	10.0	18	0
Nov. 15, 1998	Dallas	11	190	17.3	42	1
Nov. 22, 1998	At Washington	3	83	27.7	40	0
Nov. 29, 1998	At Kansas City	6	100	16.7	40	0
Dec. 6, 1998	N.Y. Giants	5	62	12.4	19	0
Dec. 13, 1998	At Philadelphia	2	27	13.5	19	0
Dec. 20, 1998	New Orleans	10	138	13.8	28	0
Dec. 27, 1998	San Diego	8	106	13.3	26	0
<b>Totals</b>		<b>89</b>	<b>1,145</b>	<b>12.9</b>	<b>42</b>	<b>3</b>

## 1998 Postseason

Date	Opponent	Receptions	Yards	Average	Long	TD
Jan. 2, 1999	At Dallas	3	72	24.0	59	0
Jan. 10, 1999	At Minnesota	4	30	7.5	12	0
<b>Totals</b>	<b>Totals</b>	<b>7</b>	<b>102</b>	<b>14.6</b>	<b>59</b>	<b>0</b>

## 1997

Date	Opponent	Receptions	Yards	Average	Long	TD
Aug. 31, 1997	At Cincinnati	6	105	17.5	27	0
Sept. 7, 1997	Dallas	7	44	6.3	12	1
Sept. 14, 1997	At Washington	4	32	8.0	11	0
Sept. 21, 1997	At Tampa Bay	5	60	12.0	37	0
Sept. 28, 1997	Minnesota	7	99	14.1	42	0
Oct. 12, 1997	N.Y. Giants	6	59	9.8	21	0
Oct. 19, 1997	At Philadelphia	1	8	8.0	8	0
Oct. 26, 1997	Tennessee	10	98	9.8	19	0
Nov. 2, 1997	Philadelphia	1	9	9.0	9	0
Nov. 9, 1997	At Dallas	2	7	3.5	5	0
Nov. 16, 1997	At N.Y. Giants	9	188	20.9	701	1
Nov. 23, 1997	At Baltimore	2	13	6.5	9	1
Nov. 30, 1997	Pittsburgh	4	71	17.8	32	1
Dec. 7, 1997	Washington	3	87	29.9	52	0
Dec. 14, 1997	At New Orleans	4	55	13.8	29	0
Dec. 21, 1997	Atlanta	4	82	20.5	44	0
<b>Totals</b>		<b>75</b>	<b>1,017</b>	<b>13.6</b>	<b>701</b>	<b>4</b>

## 1996

Date	Opponent	Receptions	Yards	Average	Long	TD
Sept. 1, 1996	At Indianapolis	7	72	10.3	20	0
Sept. 8, 1996	Miami	8	81	10.1	23	0
Sept. 15, 1996	At New England	2	10	5.0	7	0
Sept. 22, 1996	At New Orleans	2	35	17.5	22	0
Sept. 29, 1996	St. Louis	4	47	11.7	23	1
Oct. 13, 1996	At Dallas	2	17	8.5	11	0
Oct. 20, 1996	Tampa Bay	4	40	10.0	14	0
Oct. 27, 1996	N.Y. Jets	1	19	19.0	19	0
Nov. 3, 1996	At N.Y. Giants	5	61	12.2	25	1
Nov. 10, 1996	At Washington	6	79	13.2	25	0
Nov. 17, 1996	N.Y. Giants	5	49	9.8	32	1
Nov. 24, 1996	Philadelphia	6	90	15.0	27	0
Dec. 1, 1996	At Minnesota	3	26	8.7	11	0
Dec. 8, 1996	Dallas	5	75	15.0	34	0
Dec. 15, 1996	Washington	6	82	13.7	211	1
Dec. 22, 1996	At Philadelphia	3	30	10.0	21	0
<b>Totals</b>		<b>69</b>	<b>813</b>	<b>11.8</b>	<b>34</b>	<b>4</b>

(Frank Sanders continued on page 130)

**1995**

Date	Opponent	Receptions	Yards	Average	Long	TD
Sept. 3, 1995	At Washington	1	36	36.0	36	0
Sept. 10, 1995	Philadelphia	5	102	21.0	28	0
Sept. 17, 1995	At Detroit	1	12	12.0	12	0
Sept. 24, 1995	At Dallas	4	74	18.5	33	0
Oct. 1, 1995	Kansas City	4	97	24.3	35	0
Oct. 8, 1995	At N.Y. Giants	6	108	18.0	47	2
Oct. 15, 1995	Washington	4	48	12.0	20	0
Oct. 29, 1995	Seattle	1	9	9.9	9	0
Nov. 5, 1995	At Denver	2	17	8.5	14	0
Nov. 12, 1995	Minnesota	3	70	23.3	36	0
Nov. 19, 1995	At Carolina	3	37	12.3	16	0
Nov. 26, 1995	Atlanta	4	94	23.5	48	0
Nov. 30, 1995	N.Y. Giants	6	84	14.0	35	0
Dec. 9, 1995	At San Diego	1	25	25.0	25	0
Dec. 17, 1995	At Philadelphia	7	70	10.0	21	0
Dec. 25, 1995	Dallas	0	0	0.0	0	0
<b>Totals</b>		<b>52</b>	<b>883</b>	<b>17.0</b>	<b>48</b>	<b>2</b>


**Longest Plays**

Yards	Description	Opponent	Date	Site	TD	Note
<b>70</b>	<b>Reception</b>	<b>N.Y. Giants</b>	<b>Nov. 16, 1997</b>	<b>Giants Stadium</b>	<b>Yes</b>	<b>Sanders' longest career reception.</b>
68	Reception	Detroit	Nov. 18, 2001	Sun Devil Stadium	Yes	
63	Reception	At Atlanta	Dec. 26, 1999	Georgia Dome	No	
58	Reception	Dallas	Dec. 23, 2001	Sun Devil Stadium	No	Reaches one-yard line, leading to TD three plays later.
58	Reception	Atlanta	Sept. 30, 2001	Sun Devil Stadium	No	
<b>53</b>	<b>Reception</b>	<b>Cleveland</b>	<b>Oct. 8, 2000</b>	<b>Sun Devil Stadium</b>	<b>Yes</b>	
52	Reception	Washington	Dec. 7, 1997	Sun Devil Stadium	No	
48	Reception	Atlanta	Nov. 26, 1995	Sun Devil Stadium	No	
47	Reception	N.Y. Giants	Oct. 8, 1995	Giants Stadium	No	
44	Reception	Atlanta	Dec. 21, 1997	Sun Devil Stadium	No	
42	Reception	Dallas	Nov. 15, 1998	Sun Devil Stadium	No	
42	Reception	Minnesota	Oct. 5, 1997	Sun Devil Stadium	No	
41	Reception	At Minnesota	Nov. 12, 2000	Metrodome	No	
40	Reception	New Orleans	Oct. 29, 2000	Sun Devil Stadium	No	
40	Reception	Kansas City	Nov. 29, 1998	Arrowhead Stadium	No	
40	Reception	Washington	Nov. 22, 1998	Jack Kent Cooke Stadium	No	
40	Reception	N.Y. Giants	Nov. 16, 1997	Giants Stadium	No	
38	Reception	Philadelphia	Dec. 5, 1999	Sun Devil Stadium	No	Third-down completion to the Eagles' six-inch line with 1:09 to play. Game-winning QB sneak for TD on next play
37	Reception	Tampa Bay	Sept. 28, 1997	Houlihan's Stadium	No	
36	Reception	Minnesota	Nov. 12, 1995	Sun Devil Stadium	No	
36	Reception	Washington	Sept. 3, 1995	R.F.K. Stadium	No	First career reception
35	Reception	Washington	Nov. 22, 1998	Jack Kent Cooke Stadium	No	
35	Reception	N.Y. Giants	Nov. 30, 1995	Sun Devil Stadium	No	
35	Reception	Kansas City	Oct. 1, 1995	Sun Devil Stadium	No	
34	Reception	Dallas	Dec. 8, 1996	Sun Devil Stadium	No	
33	Reception	Detroit	Nov. 14, 1999	Sun Devil Stadium	No	
33	Reception	Dallas	Sept. 24, 1995	Texas Stadium	No	
32	Reception	At Jacksonville	Dec. 10, 2000	Alltel Stadium	No	
32	Reception	Pittsburgh	Nov. 30, 1997	Sun Devil Stadium	No	
32	Reception	N.Y. Giants	Nov. 17, 1996	Sun Devil Stadium	No	
32	Reception	Atlanta	Nov. 26, 1995	Sun Devil Stadium	No	
31	Reception	Chicago	Oct. 14, 2001	Soldier Field	No	
31	Reception	Washington	Oct. 17, 1999	Sun Devil Stadium	No	
30	Reception	Kansas City	Oct. 1, 1995	Sun Devil Stadium	No	
28	Reception	Washington	Oct. 17, 1999	Sun Devil Stadium	No	
28	Reception	New Orleans	Dec. 20, 1998	Sun Devil Stadium	No	Second play of game-winning drive
28	Reception	Dallas	Nov. 15, 1998	Sun Devil Stadium	No	
28	Reception	Dallas	Sept. 24, 1995	Texas Stadium	No	
28	Reception	Philadelphia	Sept. 10, 1995	Sun Devil Stadium	No	
<b>27</b>	<b>Reception</b>	<b>Baltimore</b>	<b>Dec. 17, 2000</b>	<b>Sun Devil Stadium</b>	<b>Yes</b>	
27	Reception	Philadelphia	Nov. 24, 1996	Sun Devil Stadium	No	
27	Reception	Minnesota	Nov. 12, 1995	Sun Devil Stadium	No	
<b>26</b>	<b>Reception</b>	<b>At Jacksonville</b>	<b>Dec. 10, 2000</b>	<b>Alltel Stadium</b>	<b>Yes</b>	<b>QB Chris Greisen's first NFL touchdown pass</b>
26	Reception	At N.Y. Giants	Sept. 3, 2000	Giants Stadium	No	
26	Reception	At Atlanta	Dec. 26, 1999	Georgia Dome	No	
26	Reception	Buffalo	Dec. 19, 1999	Sun Devil Stadium	No	

Yards	Description	Opponent	Date	Site	TD	Note
26	Reception	At Dallas	Oct. 3, 1999	Texas Stadium	No	
26	Reception	At Miami	Sept. 19, 1999	Pro Player Stadium	No	Thrown by RB Michael Pittman
26	Reception	San Diego	Dec. 27, 1998	Sun Devil Stadium	No	
26	Reception	N.Y. Giants	Oct. 8, 1995	Giants Stadium	No	
26	Reception	Philadelphia	Sept. 10, 1995	Sun Devil Stadium	No	
26	Reception	Dallas	Sept. 24, 1995	Texas Stadium	Yes	

## Sanders Vs. NFL Team By Team

Opponent	Rec.	Yards	Avg.	Long	TD
Atlanta Falcons	15	378	25.2	63	0
Baltimore Ravens	7	89	12.7	27 <sup>1</sup>	2
Buffalo Bills	5	57	11.4	26	0
Carolina Panthers	3	37	12.3	16	0
Chicago Bears	7	79	11.3	31	1
Cincinnati Bengals	9	126	14.0	27	0
Cleveland Browns	4	76	19.0	53 <sup>1</sup>	2
Dallas Cowboys	53	694	13.1	58	4
Denver Broncos	6	45	9.0	14	0
Detroit Lions	15	246	16.4	68	2
Green Bay Packers	20	178	8.9	18	1
Indianapolis Colts	7	72	10.3	29	0
Jacksonville Jaguars	4	90	22.5	32	1
Kansas City Chiefs	12	215	17.9	40	0
Miami Dolphins	15	157	10.5	43	0
Minnesota Vikings	18	277	15.4	42	0
N.Y. Giants	68	910	13.4	70 <sup>1</sup>	5
N.Y. Jets	6	63	10.5	19	0
New England Patriots	6	44	7.3	10	0
New Orleans Saints	18	282	15.7	40	0
Oakland Raiders	10	118	11.8	23	0
Philadelphia Eagles	48	594	12.4	38	0
Pittsburgh Steelers	4	71	17.8	32	1
San Diego Chargers	9	131	14.6	26	0
San Francisco 49ers	9	84	9.3	17	0
Seattle Seahawks	5	52	10.4	16	0
St. Louis Rams	13	133	10.2	23	2
Tampa Bay Buccaneers	9	100	11.1	37	0
Tennessee Titans	10	98	9.8	19	0
Washington Redskins	44	683	15.5	52	1



# Sékou Sanyika

## Outside Linebacker

6-3  240  Third Year  
 Fourth Round (102nd), 2000  
 College: California  
 DOB: March 17, 1978  
 Hometown: Hercules, California

# 54

**Pro Career:** Selected in seventh round (215th overall) of 2000 NFL Draft ... valuable both from scrimmage in situational defenses and on special teams ... 32 NFL appearances (one start), owning 15 solo tackles, 14 assists, 1 quarterback sack ... also credited with 26 tackles on special teams.

**2001:** Nearly duplicated his stats from rookie season ... in 16 games (one start), collected 14 tackles (10 solos), 1 quarterback sack, and 1 pass

defensed ... finished third on special teams with 14 tackles, sixth with 44 blocks ... opened season vs. Denver (Sept. 23) at left end and made a statement early in the game with an eight-yard sack of Bronco passer Brian Griese on third-and-eight at own 42-yard line ... also added a hurry and two solo tackles on special teams ... active game at Chicago (Oct., 14) with 2 solo stops, 1 assist from scrimmage, and 2 tackles and 3 blocks on special

(Sékou Sanyika continued on page 132)

(Sékou Sanyika continued from page 131)

teams ... opened at outside linebacker at Dallas (Oct. 28) in place of starter Ray Thompson (inactive) and produced two tackles and a hurry ... two tackles and a hurry from scrimmage, one tackle and three blocks on special teams in 45–38 win over Detroit (Nov. 18) ... two tackles, five blocks on special teams in 34–31 overtime win at Oakland (Dec. 2) ... two solo tackles and three hurries from scrimmage at N.Y. Giants (Dec. 15) ... one assist and a pair of hurries as pass-rushing end in 30–7 win at Carolina (Dec. 30) ... finished season with one pass deflection from scrimmage, one solo tackle on punt coverage at Washington (Jan. 6, 2002).

☐ **2000:** Played in all 16 games as a rookie ... 15 tackles and four hurries from scrimmage, often lining up as pass-rushing end ... integral member of Cardinal special teams ranked fourth in tackles (12) and blocks (60) ... first extensive action from scrimmage vs. Green Bay (Sept. 24) after injury to Thompson, collecting one solo tackle and five assists ... five combined tackles vs. Philadelphia (Oct. 15) ... one hurry as situational pass rusher in 16–15 win over Washington (Nov. 5) ... two solo tackles on kickoff-return coverage at Minnesota (Nov. 12) ... season-best six blocks on return units at Philadelphia (Nov. 19) ... three tackles and a hurry at Cincinnati (Dec. 3).

☐ **College/Personal:** Three-year starter at

California, left Berkeley boasting school records with career totals of 108 solo tackles, 59 assists, 19.5 quarterback sacks, 4 interceptions, and school-record 63 tackles behind the line of scrimmage ... *two-time all-Pac-10 Conference selection ... named after West African revolutionary Sékou Toure, who led Guinea to independence from France in the 1970s and became the country's first president* ... father, Mtangulizi, a former member of California-Berkeley faculty in urban planning, was a friend of Dr. Martin Luther King and still remains close to the Rev. Jesse Jackson ... mother, Mashariki, is also an urban planner who works for consortium of five cities and Contra Costa County in the East San Francisco Bay area to develop strategies for low-income communities to attract and retain small businesses and build affordable housing ... earned bachelor's degree in economics with minor in African-American Studies at California in December, 1999 ... first team all-league selection at Stevenson High School in Hercules, California with 130 tackles ... also caught 10 passes for 235 yards and two touchdowns on offense ... graduated with 3.72 grade-point average ... hosted weekly radio show during senior year in high school featuring rap and rhythm and blues ... *full name pronounced "SAY-koo san-YEE-kuh"* ... *Sékou is Swahili for warrior* ... born March 17, 1978 in New Orleans.☐

## Sékou Sanyika Career Stats

### Tackles-QB Sacks

Year	Solo	Assists	Total	QB Sacks
2000	5	10	15	0
2001	10	4	14	1
<b>Totals</b>	<b>15</b>	<b>14</b>	<b>29</b>	<b>1</b>

### Games

Games (Starts)—2000: 16 (0), 2001: 16 (1). **Totals: 32 (1).**

### Single-Game Bests

**Tackles:** 6 at San Francisco, Oct. 1, 2001. **Solo Tackles:** 2 several times, most recently at N.Y. Giants, Dec. 15, 2001. **Quarterback Sacks:** 1 vs. Denver, Sept. 23, 2001. **Quarterback Hurries:** 3 at N.Y. Giants, Dec. 15, 2001.

### Additional Statistics

One fumble recovery, 2001.



# L.J. Shelton

**Tackle**

**6-6**  **335**  **Fourth Year**

**First Round-h (21st), 1999**

**College: Eastern Michigan**

**DOB: March 21, 1976**

**Hometown: Rochester Hills, Michigan**

**70**

**Pro Career:** Huge ex-basketball player with vast potential whose best football is ahead of him ... along with right tackle Anthony Clement, forms talented bookend tackle combo for Cardinals ... Arizona's second selection of first round (21st overall) in 1999 NFL Draft... *father, Lonnie, played in the NBA for 10 seasons, was an all-star in 1979-80, and played for the 1978 NBA champion Seattle SuperSonics* ... has started 37 of 39 games at left tackle over three seasons, including all 16 games last year.

**2001:** Logged first full season as 16-game starter at left tackle as he and Clement each played all 955 offensive plays ... key component of offensive line that allowed just 29 quarterback sacks, second fewest in franchise history in a 16-game season ... the 1978 line allowed 22 sacks and featured three Pro Bowlers—center Tom Banks, tackle Dan Dierdorf, and guard Bob Young.

**2000:** Started final 13 games (14 overall) at left tackle in sophomore campaign ... opened at left tackle at N.Y. Giants (Sept. 3) but suffered right-knee sprain on first play from scrimmage and did not return ... inactive for next two games ... returned to limited practice time Sept. 27 ... back in starting lineup at San Francisco (Oct. 1) and played entire game ... along with Clement, impressive game as Cards had success running off right and left tackle lanes against Saints' top-rated defense ... played into second half at Philadelphia (Nov. 19) before sprained ankle sent him to the bench as Ethan Brooks finished ... played final five contests.

**1999:** Missed rookie training camp during protracted contract negotiations ... signed Sept. 25 two games into the regular season ... roster

exemption for two more games ... appeared as reserve in *first two NFL appearances—Oct. 10 vs. N.Y. Giants and Oct. 17 vs. Washington* ... *first NFL start in third game Oct. 31 vs. New England* ... started seven consecutive games ... ankle sprain in second half of seventh start, Dec. 12 at Washington, effectively ended his season ... replaced by Matt Joyce ... Friday inactive next two games, game-day inactive for season finale at Green Bay (Jan. 2).

**College/Personal:** All-America second-team selection by The Sports Network as senior and two-time all-Mid American Conference first-team choice at Eastern Michigan ... graded 90 percent for blocking consistency as senior, registering a career-high 102 knockdowns for an offense that gained 3,985 yards ... three-year starter at left tackle ... *as a junior, protected the blind side of current Steeler quarterback Charlie Batch* ... earned all-league, all-county honorable mention, and all-area in basketball as a junior and senior at Rochester High School, Rochester Hills, Michigan ... served as basketball captain and averaged 13 points and 12.3 rebounds per game as a senior ... also named to the all-league team in football, competing as an offensive lineman ... dropped football his senior season to concentrate on basketball ... telecommunications and film major at Eastern Michigan ... ironically, lived near former Card, Lion, Giant, and current Buccaneer left tackle Lomas Brown in Rochester. ... now fills Brown's vacated left-tackle position in the Arizona offensive line ... worked out with Brown at Rochester Adams High School ... brother, Marlon, is a basketball player at the University of Washington ... born March 21, 1976 in Rochester Hills.

## L.J. Shelton Career Stats

### Games

Games (Starts)—1999: 9 (7), 2000: 14 (14), 2001: 16 (16). Totals: 39 (37).



# Marcel Shipp

Running Back

5-11  226  Second Year

Free Agent, 2001

College: Massachusetts

DOB: August 8, 1978

Hometown: Paterson, New Jersey

31

**Pro Career:** Free agent signee from Massachusetts with intriguing potential ... played in 10 games, exclusively on special teams, as a rookie in 2001 ... inactive for four contests ... finished season ranked fifth with 12 special-teams tackles, added 33 blocks, and returned six kickoffs for 118 yards (19.7-yard average) ... first kick return duty resulted in one kickoff return for 21 yards at San Diego (Nov. 25) ... returned two more kickoffs for 36 yards at Oakland (Dec. 2), one return for 22 yards with two tackles on coverage units at N.Y. Giants (Dec. 15) ... returns of 26 yards vs. Dallas (Dec. 23) and 13 yards in season finale at Washington (Jan. 6).

**College/Personal:** One of the most decorated athletes in University of Massachusetts history ... *left UMass as the sixth-ranked all-time rusher in NCAA Division I-AA annals with 5,383 yards* ... gained over 100 yards 33 times, including seven 200-yard performances ... *set school record with 19 consecutive 100-yard efforts* ... *left UMass with career records of 1,215 carries for 6,250 yards, 58 touchdowns, 378 points, and 7,759 all-purpose yards* ... also ranks second in Minuteman annals with 126 receptions and third with 6,250 yards total offense ... *sixth player in*

*college football history to rush for over 6,000 yards and gain over 1,000 yards receiving in a career* ... *finalist for the Walter Payton Award, given to the top player in the NCAA Division I-AA ranks* ... *first team all-America as a sophomore with 2,542 yards rushing on 428 attempts (5.9-yard average) and 18 touchdowns* ... also caught 39 passes for 390 yards and four scores to average 216.6 all-purpose yards per game with 3,032 total yards ... led the team in scoring with 132 points on 22 touchdowns and returned seven kickoffs 100 yards ... 1,949 rushing yards and 2,337 all-purpose yards during the regular season, the seventh-highest single season totals in NCAA Division I-AA history for both categories ... stood third nationally in rushing yards, fifth in all-purpose yards, and 14th in scoring at the end of the regular season ... played one year of prep football at Milford (Conn.) Academy and was all-New Jersey choice as a senior at Passaic County Technical High School ... ran for 1,510 yards and 24 touchdowns on 172 carries (8.8-yard average) as a senior and gained 3,239 yards with 42 touchdowns on 429 carries (7.8-yard average) as a prep ... education major at UMass with minor in sociology ... born Aug. 8, 1978 in Paterson, N.J.

## Marcel Shipp Career Stats

### Games

Games (Starts)—2001: 10 (0). Totals: 10 (0).



# Jason Starkey

## Center

6-4  297  Third Year  
 Free Agent, 2000  
 College: Marshall  
 DOB: July 15, 1977  
 Hometown: Barboursville, West Virginia

# 50

**Pro Career:** Signed as free agent with Arizona in spring of 2000 ... played in 14 games (one start) last year after bouncing between the practice squad and active roster as a rookie.

**2001:** Played in 13 games with one start at center, and frequently lined up as extra tight end in short-yardage and goal-line situations ... came off bench to play majority of second half at Oakland (Dec. 2) after guard Leonard Davis (back) was injured in the second quarter, then guard Pete Kendall (foot) left early in third quarter ... starting center Mike Gruttadauria moved to right guard, Chris Dishman from right guard to left guard in 34-31 overtime win ... relieved Gruttadauria (ankle) in fourth quarter of 30-7 win at Carolina (Dec. 30) ... *first NFL start in season finale at Washington (Jan. 6).*

**2000:** Did not play during regular season though on active roster for five games ... opened season on practice squad ... elevated to 53-man roster on Sept. 8 ... did not play vs. Dallas (Sept.

10) ... waived and re-signed to practice squad Sept. 13 ... after starting center Gruttadauria was placed on injured reserve Nov. 24, elevated again to active roster ... active but did not play in final five games.

**College/Personal:** Two-year starting center at Marshall snapped for record-setting quarterback Chad Pennington, the first quarterback selected in the 2000 NFL Draft (N.Y. Jets, 18th pick overall) ... **earned all-M.A.C. honors as junior and senior** ... also started at right tackle as sophomore ... two-time all-West Virginia lineman at Barboursville High School ... graduated from Cabell-Midland High School ... played in West Virginia playoffs three consecutive years ... *West Virginia powerlifting champion in 1993 and finished third nationally* ... majored in psychology at Marshall ... father, James, played football at Marshall, too ... mother Nancy ... born June 15, 1977 in Barboursville.

## Jason Starkey Career Stats

### Games

Games (Starts)—2000: 0 (0), 2001: 14 (1). Totals: 14 (1).



# Duane Starks

## Cornerback

5-10 □ 172 □ Fifth Year

UFA (Ravens), 2002

College: Miami, Florida

DOB: May 23, 1974

Hometown: Miami, Florida

# 22

□ **Pro Career:** One of the league's top cover cornerbacks signed five-year contract with Arizona as unrestricted free agent on March 18, 2002, the same day the club announced three-year deal with coveted free-agent tight end Freddie Jones (San Diego Chargers) ... *in four standout seasons for Baltimore Ravens (62 games, 43 starts), logged 175 solo tackles, 34 assists, 20 interceptions, and 87 pass deflections, the latter an average of nearly 22 per season ... 20 interceptions equalled safety Rod Woodson for the Ravens' career lead ... pilfered three passes in Ravens' march through the 2000 playoffs, including a 49-yard interception return for a touchdown in 34-7 win over the N.Y. Giants in Super Bowl XXXV ... originally selected by Baltimore in first round (10th overall) of 1998 NFL Draft after an impressive college career at Miami, Fla. ... second defensive back selected in the draft (after Michigan's Charles Woodson by Oakland) and one of seven defensive backs selected in the first round.*

□ **2001:** Started final 15 games of the season, collecting 59 tackles (52 solos), 4 interceptions, 3 forced fumbles, and team-best 17 pass deflections ... opened season inactive vs. Chicago (Sept. 9) with knee injury ... four tackles vs. Cincinnati (Sept. 23) in first starting role of season ... four tackles and pass interception that led to game-tying touchdown in third quarter of 20-13 win at Denver (Sept. 30) ... interception for second consecutive game in 26-7 win vs. Tennessee (Oct. 7) while adding five pass deflections ... five solo stops and forced a fumble for turnover in 18-17 win over Jacksonville (Oct. 28) ... 10 solo tackles, 12 stops combined, and 3 pass deflections in 13-10 victory at Pittsburgh (Nov. 4) ... 5 solo tackles, 2 pass deflections, and 1 interception in 16-10 win at Tennessee (Nov. 12), the latter theft after Titan holder Craig Hentrich attempted a pass on a botched field-goal attempt ... left contest vs. Cleveland (Nov. 18) after just four plays due to groin injury ... 4 tackles, 1 deflected pass, and 1 interception in the end zone for a touchback in 16-0 shutout of Cincinnati (Dec. 23) ... conclud-

ed regular season with five tackles and a forced fumble in 19-3 win vs. Minnesota (Jan. 7) ... 5 tackles, 1 interception, and 1 deflection in 20-3 wild-card victory at Miami (Jan. 13) as Raven defense held Dolphins to 151 total yards, a team-postseason record ... four tackles in divisional playoff loss at Pittsburgh (Jan. 20).

□ **2000:** *Key member of Ravens' record-setting defense as he led Baltimore with six interceptions during the regular season and three in the playoffs en route to Super Bowl XXXV title ... finished regular season with 52 solo tackles, 7 assists, 6 interceptions, 1 fumble recovery, and team-best 28 passes defensed ... also returned nine punts 135 yards (15-yard average) with one fair catch and long return of 47 yards ... opened season in impressive fashion at Pittsburgh (Sept. 3) with three tackles and three deflected passes while matched primarily with talented 6-5 Steeler receiver Plaxico Burress ... added 4 tackles, 1 fumble recovery, and 1 deflected pass in Ravens' 39-36 come-from-behind win vs. Jacksonville (Sept. 10) ... key effort in 37-0 shutout of Cincinnati (Sept. 24) as Ravens held Bengal offense to 4 yards rushing, 94 total net yards, and 7 first downs, all team single-game defensive records ... halted Bengals only scoring threat with an interception in the end zone to end the first half ... second consecutive game with an interception in following week's 12-0 shutout at Cleveland, *the league's first back-to-back shutouts since the 1985 Chicago Bears ... pulled a hamstring on the second-quarter return, however, and did not return ... inactive at Jacksonville (Oct. 8) ... returned to the lineup at Washington (Oct. 15) and made his third interception of the season ... two tackles and three pass deflections vs. Pittsburgh (Oct. 29) ... three tackles in 27-7 win at Cincinnati (Nov. 5) ... three tackles and knocked away two passes in 24-23 win at Tennessee (Nov. 12), *the Titan's first loss in Adelphia Coliseum ... paced 27-0 shutout over Dallas (Nov. 19) with six tackles ... five tackles and team-best three pass deflections in 44-7 win over Cleveland (Nov. 26) as Raven defense held Browns to just 112 total yards ... four tackles***

and pass defended in playoff-clinching 23-3 win over San Diego (Dec. 10) ... 3 tackles, 3 pass deflections, and 1 interception return for 30 yards in narrow 13-7 win at Arizona (Dec. 17), the Ravens' smallest margin of victory in their 11 season-concluding consecutive victories en route to the Super Bowl XXXV championship ... monster game in 34-20 win over N.Y. Jets (Dec. 24), returning two interceptions for 64 and 19 yards in the second quarter and adding eight solo tackles and four pass deflections ... four tackles in Ravens' 21-3 wild-card win over Denver (Dec. 31) as Baltimore's defense held the Broncos to their lowest point total since 1992 and allowed just 177 yards and nine first downs ... four tackles and two deflected passes the next week in 24-10 divisional playoff win at Tennessee (Jan. 7) ... integral contributor in 16-3 AFC title-game upset at Oakland (Jan. 14) with five solo tackles and two interceptions ... *concluded Ravens' storybook season with 5 tackles, 2 pass deflections, and a 49-yard interception return for a touchdown in third quarter of Baltimore's convincing 34-7 Super Bowl XXXV win over the Giants.*

□ **1999:** Finished sophomore season second on team with 23 pass deflections and six interceptions ... also added 41 tackles as he assumed nickel-back role during latter half of season when Baltimore yielded league-low 5.48 yards-per-passing attempt ... four tackles and batted away three passes in 17-10 win over Cleveland (Sept. 29) ... four tackles and a pass deflection in 19-13 overtime victory at Atlanta (Oct. 3) ... did not start at Tennessee (Oct. 10) but posted four tackles ... snared first interception of season and deflected two other passes vs. Buffalo (Oct. 31) ... followed with another pickoff in 41-9 win at Cleveland (Nov. 7) ... keyed 34-31 victory at Cincinnati (Nov. 21) with 5 tackles, 2 pass deflections, and a 43-yard interception return for a touchdown ... *team-record seven pass deflections vs. New Orleans (Dec. 19)*, including his fourth interception of the season, as Raven defense set team marks by allowing just 11 rushing yards and eight total first downs in 31-8 win ... concluded season with 2 tackles, 2 pass deflections, and 1 second-quarter interception in the end zone in 22-0 shutout win over Cincinnati (Dec. 26).

□ **1998:** Impressive first season ... tied Oakland's Charles Woodson for league rookie interception lead with five pickoffs ... earned all-rookie mention from *Football Digest* ... completed season with 50 tackles, 5 interceptions, 19 passes defended (second on team), 2 forced fumbles, and 6 tackles on special teams as he started the final eight games of the season ... impressive NFL debut in season opener vs. Pittsburgh (Sept.

6), accounting for two turnovers ... intercepted one pass and saved a touchdown when he punched the ball loose from Steeler running back Richard Huntley into the end zone for a touch-back after a 48-yard run ... outstanding effort on special teams vs. Cincinnati (Sept. 27) with two solo tackles on kickoff coverage and key block to spring returner Jermaine Lewis for 87-yard punt return for a touchdown to give Baltimore 28-17 lead in 31-24 win ... made diving interception at Pittsburgh (Oct. 18), his second theft of the season off Steeler passer Kordell Stewart ... two tackles and three pass deflections at Green Bay (Oct. 25) ... followed with another interception vs. Jacksonville (Nov. 1) ... *in first NFL start vs. Oakland (Nov. 8)*, posted six tackles, deflected two passes, and made game-saving interception on desperation pass by Raiders on the game's final play to seal 13-10 win ... led defense with nine tackles and three pass deflections in 20-13 win at Cincinnati (Nov. 22) ... seven tackles, three pass deflections, and fifth interception of season vs. Minnesota (Dec. 13).

□ **College/Personal:** Two-year starting cornerback at Miami after two years at Holmes (Miss.) Junior College ... also standout punt returner for Hurricanes, including an 85-yarder for a touchdown as a senior ... three-year letterman at Miami Beach (Fla.) High School where he was chosen first-team all-Dade County and second-team all-Florida as a senior as one of the top option quarterbacks in the country ... also lettered two seasons in track and finished second in the state in the long jump (school record 24'-1") ... earned bachelor's degree in liberal arts at Miami ... *president of the Starks Charitable Foundation, hosting events such as annual Thanksgiving turkey giveaways, Christmas toy giveaways, "Quest for Success" Scholarships, and his annual "Make It Hot" Celebrity Weekend ... operates the annual "Quest for Success" Scholarship program sponsored by his foundation that awards five high school students \$1,500 scholarships to attend colleges of their choices* ... the Starks Charitable Foundation was the honoree and host of a roast to benefit the Cal Ripken Jr./Lou Gehrig Fund for Neuromuscular Research ... along with Raven teammate Adalius Thomas, donated over 200 turkey dinners at Dec's Place in the Park Heights section of Baltimore in 2001 ... accomplished motivational speaker to youth ... has hosted several events focusing on education, perseverance, self-esteem, and family values ... held his annual Christmas toy giveaway in conjunction with the Baltimore County Department of Social Service ... son, Duane Starks, Jr. (June 27, 1992). □

(Duane Starks continued on page 138)

## Duane Starks Career Stats

### Tackles-QB Sacks

Year	Solo	Assists	Total	QB Sacks
1998*	43	7	50	0
1999*	34	7	41	0
2000*	46	13	59	0
2001*	52	7	59	0
<b>Totals</b>	<b>175</b>	<b>34</b>	<b>209</b>	<b>0</b>

\*Baltimore

### Additional Statistics

\*One fumble recovery, 2000.; \*nine punt returns for 135 yards; \*one fair catch, long of 47 yards, 2000.

\*Baltimore

### Games

Games (Starts)—\*1998: 16 (8), \*1999: 16 (5), \*2000: 15 (15), \*2001: 15 (15). \*Totals: 62 (43).

\*Baltimore

### Interceptions

Year	No.	Yards	Average	Long	TD
1998*	5	3	0.6	2	0
1999*	5	59	11.8	43t	1
2000*	6	125	20.8	64	0
2001*	4	9	2.3	9	0
<b>Totals</b>	<b>20</b>	<b>196</b>	<b>9.8</b>	<b>64</b>	<b>1</b>

\*Baltimore

### Single-Game Bests

Combined Tackles: \*11 at Carolina, Dec. 30, 2001; \*vs. N.Y. Giants, Tackles: \*12 at Pittsburgh, Nov. 17, 2001. Solo Tackles: \*10 at Pittsburgh, Nov. 17, 2001. Interceptions: \*2 vs. N.Y. Jets, Dec. 24, 2000; \*at Oakland, Jan. 14, 2001. Passes Defended: \*7 vs. New Orleans, Dec. 19, 1999.

\*Baltimore



# Michael Stone

## Cornerback

5-11  197  Second Year  
 Second Round-b (54th), 2001  
 College: Memphis  
 DOB: February 13, 1978  
 Hometown: Southfield, Michigan

# 44

**Pro Career:** Speedy athlete selected by Cardinals in the second round (54th overall) of the 2001 NFL Draft ... targeted for duty at both cornerback and safety in 2002 ... disjointed rookie season with appearances in seven games, inactive for nine others ... finished season with one tackle, 21 blocks on special teams ... played only sparingly from scrimmage.

**College/Personal:** Made tremendous strides in all aspects of his game over final two seasons at Memphis ... did not allow a touchdown catch both years at Memphis ... former walk-on transferred to Memphis after Central (O.) State dropped football ... finished Tiger career with 144 tackles and three interceptions as a senior ... one of five Tiger

defenders to earn first-team all-Conference USA honors, tying a league record ... started all season at cornerback, finishing second on the team with a career-high 74 total tackles (48 solos) ... also 5 stops behind the line of scrimmage, 3 blocked kicks, 9 deflected passes, 2 interceptions, and 1 caused fumble ... awarded a scholarship at the conclusion of spring drills as a junior ... lettered in football and track at Southfield-Lathrup High School in Southfield, Mich. ... *architecture major at Memphis, earning academic honors with a 3.4 grade-point average* ... enjoys painting in his spare time ... father, Michael, played football at Michigan State ... born Feb. 13, 1978 in Southfield, Michigan. □

## Michael Stone Career Stats

### Games

Games (Starts)—2001: 7 (0). Totals: 7 (0).



# Barron Tanner

## Defensive Tackle

6-3 ❑ 346 ❑ Fifth Year  
Free Agent, 2000  
College: Oklahoma  
DOB: September 14, 1973  
Hometown: Athens, Texas

# 92

**❑ Pro Career:** Signed as free agent by Arizona on Nov. 6, 2000 ... started all 16 games at defensive tackle last year for Cards ... in 49 NFL games (16 starts), has posted 48 solo tackles and 53 assists ... originally drafted by Miami in fifth round (149th overall) of 1997 NFL Draft ... played in 29 games for Dolphins over two seasons ... traded by Miami to Washington on Sept. 4, 1999 for undisclosed 2001 draft choice ... inactive for all 16 games in 1999 ... waived by Washington in final 2000 roster reduction.

**❑ 2001 (Cardinals):** Along with Cardinal bookend defensive tackle Russell Davis, **started all 16 games for first time in NFL career** ... career bests with 20 solo tackles, 20 assists, 40 combined tackles, 7 quarterback hurries, 3 tackles for loss, and 3 passes defended ... **first Cardinal start in season opener vs. Denver (Sept. 23)**, producing 2 solo stops, 1 assist, and 1 hurry ... four combined tackles in 21-20 win at Philadelphia (Oct. 7) ... two tackles and batted down a pass at the line at Chicago (Oct. 14) ... led Card defensive linemen with four tackles and added two hurries in 24-16 victory over Kansas City (Oct. 21) ... season-best seven combined tackles with four solo stops vs. N.Y. Giants (Nov. 11) ... contributed to 34-31 overtime win at Oakland with two tackles from scrimmage, including one stop for loss, and a pair of hurries ... no tackles at Carolina (Dec. 30) but knocked down two passes at the line of scrimmage.

**❑ 2000 (Cardinals):** Joined Cardinals on Nov. 6 after starting defensive tackle Tony McCoy (knee) was placed on injured reserve ... played in four games, inactive for three others ... four solo tackles and five assists ... **first action as Cardinal vs. N.Y. Giants (Nov. 26)** produced three solo tackles ... added two assists at Cincinnati (Dec. 3) and at Jacksonville (Dec. 10) ... finished season with one solo stop and one assist at Washington (Dec. 24).

**❑ 1999 (Redskins):** Inactive for all 16 regular-

season games with Washington.

**❑ 1998 (Dolphins):** Appeared as reserve in 13 regular-season games and **started one of two post-season outings for Miami** ... concluded regular season with seven solo tackles, 10 assists ... inactive for two games ... season-best three tackles on three occasions—vs. St. Louis (Oct. 18), vs. Indianapolis (Nov. 8) and at Atlanta (Dec. 27) ... in two postseason games, collected five tackles, shared a quarterback sack, and batted down one pass at the line of scrimmage ... shared sack with teammate Daryl Gardener on eight-yard drop of Bills' passer Doug Flutie in 24-17 first-round playoff win over Buffalo (Jan. 2) ... started the following week at left defensive tackle at Denver (Jan. 9) in place of Tim Bowens (biceps), posting four tackles.

**❑ 1997 (Dolphins):** Played in all 16 games with 17 solo tackles, 18 assists, and 2 passes defended ... highlights included 5 tackles vs. Tennessee (Sept. 7), 5 vs. Buffalo (Nov. 17), and season-best 7 stops at Indianapolis (Dec. 14) ... reserve duty in first-round playoff outing at New England (Dec. 28) produced two tackles and a forced fumble ... acquired by Miami as 149th overall pick in 1999 NFL Draft as first of two fifth-round selections, part of trade from Kansas City in exchange for kicker Pete Stoyanovich.

**❑ College/Personal:** Two-year starting defensive tackle at Oklahoma with three-year totals of 192 tackles, 20 tackles for loss, 3 forced fumbles, 2 fumble recoveries, and 2 passes defended ... all-Texas and *Dallas Morning News* defensive player-of-the-year at Athens (Texas) High School as prep senior ... also accomplished powerlifter ... in 1998 caught 63-pound sailfish at the Miami Dolphins Fishing Tournament benefitting the Cystic Fibrosis Foundation, his first time fishing ... sociology major at Oklahoma ... born Sept. 14, 1973 in Athens. ❑

(Barron Tanner continued on page 140)

## Barron Tanner Career Stats

### Tackles-QB Sacks

Year	Solo	Assists	Total	QB Sacks
1997*	17	18	35	0
1998*	7	10	17	0
1999**	0	0	0	0
2000	4	5	9	0
2001	20	20	40	0
<b>Totals</b>	<b>48</b>	<b>53</b>	<b>101</b>	<b>0</b>
<b>Cards</b>	<b>24</b>	<b>25</b>	<b>49</b>	<b>0</b>

\*Miami \*\*Washington


### Single-Game Bests

**Tackles:** 7 vs. N.Y. Giants, Nov. 11, 2001. **Solo Tackles:** 4 vs. N.Y. Giants, Nov. 11, 2001. **Tackles for Loss:** 1 three times, most recently vs. Dallas, Dec. 23, 2001. **Quarterback Hurries:** 2 at Oakland, Dec. 2, 2001; vs. Kansas City, Oct. 2, 2001.

### Games

**Games (Starts)**—\*1997: 16 (0), \*1998: 13 (0), \*\*1999: 0 (0), 2000: 4 (0), 2001: 16 (16). **Totals:** 49 (16), **Cards:** 20 (16).

\*Miami \*\*Washington



# Ray Thompson

## Outside Linebacker

**6-3** □ **217** □ **Third Year**  
**Second Round (41st), 2000**  
**College: Tennessee**  
**DOB: November 21, 1977**  
**Hometown: New Orleans, Louisiana**

55

**□ Pro Career:** Selected by Arizona in second round (41st overall) of 2000 NFL Draft ... explosive run defender with exceptional speed for a linebacker ... overall in 25 career games (23 starts), owns 178 tackles (95 solos), 4 quarterback hurries, and 12 tackles for loss.

**□ 2001:** Started 14 games, inactive for two others ... 118 tackles (66 solos), 2 hurries, 6 tackles for loss, and 1 pass defended ... shared team lead with 12 tackles in season opener vs. Denver (Sept. 23) ... seven combined stops in 21-20 win at Philadelphia (Oct. 7) and again at Chicago (Oct. 14) ... disciplinary inactive at Dallas (Oct. 28) ... started vs. Philadelphia (Nov. 4) at outside linebacker in place of Zack Walz, who experienced back strain during pre-game warm-ups, and responded with 6 solo stops, 3 assists, and 1 tackle for loss ... five combined tackles vs. N.Y. Giants (Nov. 11) included four-yard drop of Giant running back Ron Dayne after exploding past the line of scrimmage for impressive play in third quarter ... seven solo tackles in 20-17 win at San Diego (Nov. 25) ... season-best 15 combined tackles, including two stops behind the line of scrimmage, and 10 assisted stops in 34-31 win at Oakland (Dec. 2) ... 10 tackles and a near-interception return for touchdown in 17-10 win vs. Dallas (Dec. 23) ... inactive at Carolina (Dec. 30) due to knee ailment ... finished season with nine stops at Washington (Jan. 6, 2002).

**□ 2000:** Played in 11 games (nine starts) with rookie season totals of 29 solo tackles, 31 assists, 2 quarterback hurries, 2 tackles for loss, and 1 pass defended ... missed two mid-season games with groin injury and final three outings with knee sprain ... opening-game starter at left linebacker at N.Y. Giants (Sept. 3), posting three solo tackles and three assists ... duplicated the effort plus a hurry in 32-31 win over Dallas (Sept. 10) ... four tackles and a hurry at San Francisco (Oct. 1) before leaving game with groin pull ... inactive vs. Cleveland (Oct. 8) ... returned to lineup vs. Philadelphia (Oct. 15), collecting eight tackles and batting away a pass ... inactive again with troublesome groin injury at Dallas (Oct. 22) ... back into starting role vs. New Orleans (Oct. 29) with four tackles ... eight combined tackles in 16-15 win over Washington (Nov. 5) ... seven tackles at Philadelphia (Nov. 19) after starter Walz left game with broken leg ... returned as starter vs. N.Y. Giants (Nov. 26) with eight stops ... two tackles at Cincinnati (Dec. 3) before leaving game with left-knee sprain ... inactive at Jacksonville (Dec. 10) ... placed on injured reserve Dec. 15.

**□ College/Personal:** *Two-time all-America at Tennessee* ... started 33 of 34 games for Volunteers with career totals of 158 solo tackles, 85 assists, 4 quarterback sacks, 4 interceptions, 3 forced fumbles, and 5 fumble recoveries ... during college career, played through a bruised kidney,

broken nose, and double hernia ... *twice appeared in Tostitos Fiesta Bowl in Tempe, defeating Florida State for the national championship (1998) as a junior, losing to Nebraska (1999) as a senior ... first team all-America, consensus all-Southeastern Conference, and finalist for the Dick Butkus Award, given annually to the nation's top linebacker as senior ... underwent mid-season double-hernia surgery, but returned to the practice field eight days later and faced Alabama in Knoxville 12 days after surgery minus 15 pounds ... normal recovery time for such an operation is three-six weeks ... third team all-America as junior ... first team all-S.E.C. despite*

playing entire season with torn ligaments in ankle that required post-season surgery ... missed one game with bruised kidney as sophomore and played latter portion of season with broken nose and blurred vision ... prep all-America at St. Augustine High School in New Orleans, La. ... lived with grandmother in retirement home in high school ... posted more than 100 tackles and 15 sacks as a senior and was three-year starter at linebacker and safety ... also lettered in track ... sociology major at Tennessee ... given first name Raynoch (RAY-nock) ... born Nov. 21, 1977 in Los Angeles, California. □

## Ray Thompson Career Stats

### Tackles-QB Sacks

Year	Solo	Assists	Total	QB Sacks
2000	29	31	60	0
2001	66	52	118	0
<b>Totals</b>	<b>95</b>	<b>83</b>	<b>178</b>	<b>0</b>

### Single-Game Bests

**Tackles:** 15 at Oakland, Dec. 2, 2001. **Solo Tackles:** 7 vs. Washington, Dec. 9, 2001; at San Diego, Nov. 25, 2001; vs. Denver, Sept. 23, 2001. **Tackles for Loss:** 2 at Oakland, Dec. 2, 2001.

### Games

**Games (Starts)**—2000: 11 (9), 2001: 14 (14). **Totals:** 25 (23).



Mao Tosi

Defensive Tackle

**6-6** □ **312** □ **Third Year**  
**Fifth Round-a (136th), 2000**  
**College: Idaho**  
**DOB: December 12, 1976**  
**Hometown: Anchorage, Alaska**

78

□ **Pro Career:** Cardinals' first selection in fifth round (136th overall) of 2000 NFL Draft ... *former college basketball player* with encouraging upside ... started 10 of 15 games as a rookie in 2000 ... overall in 26 NFL games (11 starts), owns 52 tackles and one quarterback sack.

□ **2001:** Played in 11 games (one start), inactive for five others, as starting defensive tackles Russell Davis and Barron Tanner started all 16 games ... 12 solo tackles, 11 assists, 1 quarterback sack, 1 hurry, 1 tackle for loss, 1 pass deflection, and 1 forced fumble ... inactive for season opener vs. Denver (Sept. 23) ... suffered right-knee sprain after just two defensive plays the next week vs. Atlanta (Sept. 30) ... returned to action at Chicago (Oct. 14) with two tackles ... duplicated the effort at Oakland (Dec. 2) ... *first career start at defensive end vs. Washington (Dec. 9)*, registering five combined tackles that included his *first career sack* for minus

nine yards against Redskin passer Tony Banks near midfield in second quarter ... made play of the game in first quarter vs. Dallas (Dec. 23) when he knocked the ball loose from Cowboy quarterback Quincy Carter on fourth-and-one bootleg at the Card goal line ... the fumbled ball trickled into the end zone and out of bounds for a touchback to preserve 0-0 deadlock ... added five total tackles in the 17-10 victory over the Cowboys ... concluded sophomore season with season-best 8 combined tackles, including 4 solo stops, 4 assists, 1 tackle for loss, and 1 deflected at the line of scrimmage at Washington (Jan. 6).

□ **2000:** *Pressed into duty in 2000 as a rookie and led Arizona's defensive linemen with 53 tackles* on 30 solo stops, 23 assists, and 1 pass defended in 15 games, starting final 10 at right defensive tackle ... 49 of 53 tackles recorded as

(Mao Tosi continued on page 142)

(Mao Tosi continued from page 141)

starter, which would translate to impressive 78 tackles as 16-game starter ... no stats in first four games, inactive vs. Green Bay (Sept. 24) ... first extended playing time from scrimmage vs. Philadelphia (Oct. 15) with four solo tackles in second half ... started the following week at Dallas (Oct. 22), posting three assisted stops ... **personal-best 11 combined tackles at Minnesota (Nov. 12) with team-best seven solo stops** ... active game the following week at Philadelphia (Nov. 19), producing 2 solo tackles, 4 assists, and 1 pass deflection ... extraordinary circumstances led to Thanksgiving weekend game vs. N.Y. Giants (Nov. 26) ... despite emergency dental work after losing two teeth implants eating Thanksgiving dinner, started the game four days later and collected four solo tackles and four assists ... led defensive line with seven tackles at Jacksonville (Dec. 10) ... concluded rookie season with three stops in each of final two outings vs. Baltimore (Dec. 17) and at Washington (Dec. 24).

□ **College/Personal:** Two-year starter at Idaho ... **intriguing background includes Samoan heritage, Alaskan childhood, junior college in Kansas, and NCAA Division I career at Idaho** ... two-time all-Big West Conference pick with 103 tackles, 11.5 quarterback sacks, 3 forced fumbles, 3 fumble recoveries, and 2 interceptions in 21 games ... **two-year starter for Idaho's basketball squad (1997-98) and at Butler County (El Dorado, Kan.) Community College (1996-97)** ... as a four-year college basketball player, averaged 7.6 points/7 rebounds as a freshman and 6.7 points/5.7 rebounds as a sophomore at Butler, then 4.1 points/5.5 rebounds as a junior and 3.2 points/2.7 rebounds as a senior at Idaho ... **named Alaska's prep basketball player-of-the-year at East Anchorage High School** ... four-year prep basketball starter ... general studies major at Idaho ... given first name is Falemao ... nickname Mao pronounced "Mmm-OW" ... last name pronounced "TOE-see" ... born in Manu'a, American Samoa on Dec. 12, 1976. □

## Mao Tosi Career Stats

### Tackles-QB Sacks

Year	Solo	Assists	Total	QB Sacks
2000	29	23	52	0
2001	12	11	23	1
Totals	42	34	76	1

### Games

Games (Starts)—2000: 15 (10), 2001: 11 (1). Totals: 26 (11).

### Single-Game Bests

Tackles: 11 at Minnesota, Nov. 12, 2000. Solo Tackles: 7 at Minnesota, Nov. 12, 2000. Quarterback Sacks: 1 vs. Washington, Dec. 9, 2001. Tackles for Loss: 1 at Washington, Jan. 6, 2002. Quarterback Hurries: 1 at Carolina, Dec. 30, 2001.



**Kyle Vanden Bosch**  
Defensive End

6-4 □ 263 □ Second Year  
Second Round (34th), 2001  
College: Nebraska  
DOB: November 17, 1978  
Hometown: Larchwood, Iowa

**93**

□ **Pro Career:** Cardinals' second-round 2001 draft selection (34th overall) from Nebraska ... intense, relentless competitor with very good quickness off the snap ... arrived in the Valley with just 13 percent body fat and demeanor of day-one starter ... promising rookie season cut short after three games by ankle and knee injuries ... finished rookie season with 6 solo tackles, 6 assists, 1 quarterback sack, 1 hurry, 1 pass defended, and 1 fumble return for touchdown ... started first three

games, inactive for next two, then spent final 11 weeks on injured reserve ... underwent reconstructive surgery on right knee Oct. 23 to repair torn medial collateral ligament and partially-torn anterior cruciate ligament by Dr. Scott Strasburger at the Nebraska Orthopedic Clinic in Lincoln ... placed on injured reserve Oct. 25 ... missed Oct. 14 contest at Chicago due to ankle sprain ... suffered season-ending knee injury in freak practice mishap after returning to workouts Oct. 17 ...

teammate Barron Tanner rolled into Vanden Bosch's knee while he was defending a screen pass ... inactive again vs. Kansas City (Oct. 21) prior to surgery two days later ... **started first NFL game at right defensive end vs. Denver (Sept. 23) in season opener**, collecting 1 solo tackle, 3 assists, 1 pass defended, and 1 quarterback hurry ... led defensive line vs. Atlanta (Sept. 30) with eight combined tackles and the **first sack of his NFL career, a nine-yard drop of Falcon passer Chris Chandler**, on third-and-12 play in second quarter to force a punt ... set tone early for 21-20 win at Philadelphia (Oct. 7) when he scooped a Donovan McNabb fumble on a sack-and-strip play by teammate Rob Fredrickson on second play from scrimmage, taking the ball nine yards into the end zone to give Cards 7-0 lead and Vanden Bosch his **first NFL touchdown** ... suffered a left ankle sprain on next series, and was out of the game after just seven plays.

☐ **College/Personal:** Outstanding college career with a search-and-destroy mentality that made him a favorite of Nebraska fans ... two-year starter added 40 pounds to his frame after arriving on the Lincoln campus as a freshman ... **three-time Nebraska lifter-of-the-year (1998-2000)** ... holds the school position record at defensive end for performance index (2,939, fifth best all-time) ... started final 23 games, closing career with 142 total tackles (51 solos), 13 sacks for -112 yards, 34 stops for losses of 176 yards, and 46 quarterback pressures ... all-Big 12 Conference first-team pick as a senior by *The Sporting News*, adding second-team honors from Associated Press ... earned Verizon/CoSIDA academic all-America honors, continuing the school's 14-year streak of having at least one player earn the honor ... added

academic all-Big 12 accolades for the third consecutive year ... one of six Division I-A players to garner National Football Foundation and College Hall of Fame Scholar-Athlete honors ... **received the St. Vincent de Paul Draddy Scholar-Athlete Award, which includes a \$25,000 post-graduate scholarship ... the award is considered the college academic version of the Heisman Trophy** ... former Husker Rob Zatechka (1994) was the only other Husker to earn the honor ... **set Nebraska single-season record with three blocked kicks—two field-goal attempts and one point-after-touchdown conversion try** as a sophomore ... prep all-America selection at West Lyon (Larchwood, Iowa) Community High School where he was a teammate of current Cardinal teammate LeVar Woods ... *USA Today*/Gatorade Player-of-the-Year for Iowa and the Midwest Region ... in district final loss to Emmetsburg, made 19 tackles despite suffering a separated right shoulder on the third play of the game ... started three years at fullback and four at outside linebacker ... as a senior, rushed 136 times for 812 yards and 18 touchdowns while also recording 83 tackles, 14 sacks, and 1 interception ... set the school scoring record with 264 points ... 4.0 grade-point average, making the honor roll every year ... **two-time National Honor Society member** ... academic all-Iowa honoree ... **graduated from Nebraska in December, 2000 after only three and one-half years with a bachelor's degree in finance ... finished with a 3.82 grade-point average** ... exemplary civic activity throughout stay in Lincoln ... during the 2000 spring semester, inducted into University of Nebraska's Innocence Society ... born Nov. 17, 1978 in Larchwood, Iowa. ☐

## Kyle Vanden Bosch Career Stats

### Tackles-QB Sacks

Year	Solo	Assists	Total	QB Sacks
2001	6	6	12	1
<b>Totals</b>	<b>6</b>	<b>6</b>	<b>12</b>	<b>1</b>

### Games

Games (Starts)—2001: 3 (3). Totals: 3 (3).

### Opponent Fumbles Recovered

Year	No.	Yards	Average	Long	TD
2001	1	9	9.0	9t	1
<b>Totals</b>	<b>1</b>	<b>9</b>	<b>9.0</b>	<b>9t</b>	<b>1</b>

### Single-Game Bests

Tackles: 8 vs. Atlanta, Sept. 30, 2001. Solo Tackles: 5 vs. Atlanta, Sept. 30, 2001. Quarterback Sacks: 1 vs. Atlanta, Sept. 30, 2001. Quarterback Hurries: 1 vs. Denver, Sept. 23, 2001.



# Fred Wakefield

## Defensive End

6-7  288  Second Year  
Free Agent, 2001  
College: Illinois  
DOB: September 17, 1978  
Hometown: Tuscola, Illinois

# 97

**Pro Career:** Free-agent "find" ... effective and durable rookie season as free-agent signee ... started final 12 games, recording 47 tackles (20 solos), 2 quarterback sacks, team-best 16 hurries, 4 tackles for loss, 9 passes defensed, and 1 interception return for touchdown ... *nine pass deflections led all Card linemen* and ranked fourth on club behind cornerbacks Corey Chavous (11), Adrian Wilson (10), and David Barrett (9) ... rotated into the defensive line to spell fellow-rookie starter Kyle Vanden Bosch and collected two assisted tackles in *first NFL game vs. Denver (Sept. 23) in the season opener* ... extended action in 21-20 win at Philadelphia with 1 assisted tackle, 1 hurry, and 1 batted pass at the line of scrimmage after Vanden Bosch left game in first quarter with ankle sprain ... with Vanden Bosch inactive (ankle), came off bench at Chicago (Oct. 14) to add 3 solo tackles, 2 assists, and 1 hurry, his third of the season ... *first NFL start vs. Kansas City (Oct. 21)*, producing one tackle and three hurries from left-end position in 24-16 win ... followed at Dallas (Oct. 28) with 5 tackles, 1 deflected pass at the line of scrimmage, and 1 three-yard sack on the first play of the second half ... 5 stops, 2 pass deflections at the line, and 2 quarterback hurries vs. Philadelphia (Nov. 4) ... impact game vs. Detroit (Nov. 18) with a seven-yard sack of Lion passer Charlie Batch in the third quarter to force Detroit to settle for a field goal ... later intercepted and returned a pass tipped by safety Kwamie Lassiter 20 yards in the fourth quarter for his *first NFL touchdown* and a 42-31 Arizona advantage ... added seven combined tackles and three hurries in 45-38 win ... played 63 of 69 plays from scrimmage with two tackles, and deflected a field goal that found its way through the uprights in 20-17 win at San Diego (Nov. 25) ... the next week blocked 41-yard field-goal attempt by Raider Sebastian Janikowski in second quarter as Cards converted the possession into a touchdown and 14-7 lead at Oakland (Dec. 2) in eventual 34-31 overtime victory ... added five

combined tackles and a hurry from scrimmage while on field for 77 of 78 defensive plays ... one assisted tackle from scrimmage at N.Y. Giants (Dec. 15) but another tackle saved a big play when he ran down Giant defensive back Jason Schorn after 35-yard return in second quarter following a errant field-goal snap that sailed over the head of Cardinal holder Scott Player ... Giants eventually forced to punt with the possession ... active game vs. Dallas (Dec. 23) with six tackles, including two tackles for loss, and batted down a pass at the line of scrimmage as he played sideline to sideline in 17-10 win ... two more pass deflections at the line of scrimmage in 30-7 win at Carolina (Dec. 30) ... concluded impressive rookie campaign with one tackle, his 16th hurry of the season, and batted down a pass at the line in season finale at Washington (Jan. 6).

**College/Personal:** Two-year starter at Illinois was one-man wrecking crew in Big Ten Conference play ... closed career with 151 tackles (94 solos) ... *42 stops behind the line of scrimmage (-158 yards) topped only by Moe Gardner (57, 1987-90) and former Cardinal Simeon Rice (69, 1992-95) in Illini history* ... 21 quarterback sacks ranked behind Scott Davis (23, 1983-87) and Rice (44.5) in school annals ... also blocked six kicks ... *all-Big Ten Conference selection as senior at right defensive end* ... 61 tackles (40 solos) and led the team with nine sacks for -58 yards and 21 stops for -78 yards ... three-time all-conference selection at Tuscola (Ill.) High School as offensive tackle and middle linebacker ... set school records with 360 career tackles ... also earned all-conference in basketball as a junior and senior ... second in conference 200-meter dash and competed in the Illinois finals with the 800-meter relay team and high jump (6'-4") as a junior ... senior class president graduated with a 4.9 grade-point average ... majored in kinesiology at Illinois ... aspirations to attend chiropractic school following football career ... resides in Phoenix with wife Casey, son Jamison ... born Sept. 17, 1978. □

## Fred Wakefield Career Stats

### Tackles-QB Sacks

Year	Solo	Assists	Total	QB Sacks
2001	20	27	47	2
<b>Totals</b>	<b>20</b>	<b>27</b>	<b>47</b>	<b>2</b>

### Games

Games (Starts)—2001: 16 (12). Totals: 16 (12).

### Interceptions

Year	No.	Yards	Average	Long	TD
2001	1	20	20.0	20t	1
<b>Totals</b>	<b>1</b>	<b>20</b>	<b>20.0</b>	<b>20t</b>	<b>1</b>

### Single-Game Bests

**Tackles:** 7 vs. Detroit, Nov. 18, 2001. **Solo Tackles:** 3 vs. Dallas, Dec. 23, 2001; vs. Detroit, Nov. 18, 2001; at Chicago, Oct. 14, 2001. **Quarterback Sacks:** 1 vs. Detroit, Nov. 18, 2001; at Dallas, Oct. 28, 2001. **Quarterback Hurries:** 3 vs. Detroit, Nov. 18, 2001. **Passes Defended:** 2 at Carolina, Dec. 30, 2001; vs. Philadelphia, Nov. 4, 2001.



# Anthony White

## Running Back

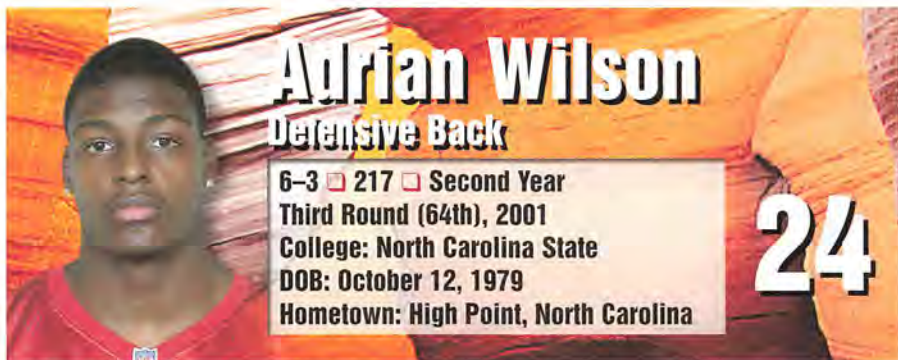
6-0  195  First Year  
 Free Agent, 2002  
 College: Kentucky  
 DOB: May 1, 1977  
 Hometown: Twinsburg, Ohio

# 30

**Pro Career:** Signed as free agent with Arizona on Jan. 22, 2002 ... allocated to Berlin Thunder of NFL Europe League 2002 with offensive lineman Jason Padgett ... key member of NFL Europe champion Thunder ... strong second half of season ... originally released during training camp, then activated from league's practice squad following week three ... two-time offensive player-of-the-week honoree ... started five of seven games, rushing for 525 yards and six touchdowns and catching 38 passes for 370 yards during regular season ... in 26-20 title game victory over Rhein Fire, gained 70 yards on 20 rushing attempts and caught three passes for 25 yards ... propelled the Thunder into the title game in final week of season with 197 yards—third highest total in NFL history—and two touchdowns as Berlin defeated the Frankfurt Galaxy 27-7 ... named the league's offensive player-of-the-week, his second such honor of the season ... earned similar notice in helping the Thunder to its first win of the season, a

28-9 victory over the Amsterdam Admirals, rushing for 97 yards and a touchdown and adding five receptions for 89 yards ... originally signed as free agent with Oakland Raiders on April 18, 2000 ... waived August 21 during preseason ... signed with St. Louis Rams on Nov. 1, 2000 ... member of practice squad for duration of season ... waived by Rams August 27, 2001.

**College/Personal:** Outstanding career at Kentucky as two-way threat rushing and receiving ... concluded college career with 1,759 yards rushing and 1,519 receiving yards... led Wildcats as a senior with 563 yards rushing, second on club with 56 receptions ... *led the nation's running backs as a junior with 78 receptions for 582 yards ... first player in Southeastern Conference history to rush for at least 400 yards and catch at least 75 passes in the same season* ... lettered in football, basketball, and track at Chamberlin High School in Twinsburg, Ohio ... born May 1, 1977 in Garfield, Ohio.



# Adrian Wilson

## Defensive Back

6-3  217  Second Year  
Third Round (64th), 2001  
College: North Carolina State  
DOB: October 12, 1979  
Hometown: High Point, North Carolina

# 24

**Pro Career:** Versatile third-round draft choice turned heads with impressive rookie season and ability to play both cornerback and safety ... ticketed for duty at safety in 2002 ... selected 64th overall after junior season at North Carolina State ... playing time from scrimmage increased as season progressed and resulted in 32 tackles (19 solos), 1 quarterback sack, 3 hurries, 2 tackles for loss, 10 pass deflections, 2 interceptions, and 12 tackles on special teams ... 10 pass deflections ranked second on club to Corey Chavous (11) ... no stats from scrimmage in season opener vs. Denver (Sept. 23) but exhibited impressive effort in first quarter when he streaked across the field and ran down Bronco kickoff returner Kevin Kasper after a 96-yard return which was negated by a holding penalty ... ample playing time from scrimmage at Philadelphia (Oct. 7), responding with two solo tackles and batted away one pass in 21-20 win ... active game in 24-16 win over Kansas City (Oct. 21) with 3 tackles, 1 quarterback hurry on a corner blitz, and 2 deflected passes ... answered the call while he was matched on talented Chief tight end Tony Gonzales, who caught four passes for 58 yards ... also got a hand on a Chavous interception in the end zone to quell a last-second Chiefs' rally from their own one-yard line to the Cards' two-yard line with five seconds remaining ... though scrimmage play limited to roughly a dozen snaps at Dallas (Oct. 28), collected two tackles and his **first NFL pass interception** which he returned 36 yards to give Arizona the ball near midfield with four minutes left ... unexpected call to action early when starter Justin Lucas suffered ankle sprain vs. Philadelphia (Nov. 4), responding with 5 tackles, 1 10-yard sack of Donovan McNabb in the third quarter, and 1 deflected pass from safety spot ... solid overall game from scrimmage and on special

teams in 45-38 win over Detroit (Nov. 18) ... three tackles, including one stop for loss, and batted away three passes from scrimmage ... added one assist on special teams and made outstanding play on kickoff coverage when he took out three Lions on the return wedge ... 4 tackles, 1 pass deflection, and 1 hurry vs. Washington (Dec. 9) ... three tackles and batted away a pass in 17-10 win over Dallas (Dec. 23) ... another outstanding effort from scrimmage and on special teams in 30-7 win at Carolina (Dec. 30) produced 5 solo tackles, including 1 stop for loss, 1 deflected pass, 1 hurry from scrimmage, and 2 solo tackles on kick coverage ... gave Cards an early 7-0 lead in first quarter at Washington (Jan. 6, 2002) when he stepped in front of Redskins wide receiver Michael Westbrook on a slant route and returned the interception 61 yards for his **first NFL touchdown** at the 10-minute mark of the opening period.

**College/Personal:** Two-year starting strong safety at North Carolina State (NCSU) ... 254 total tackles (144 solos) and 11 stops behind the line of scrimmage in 33 games for the Wolfpack ... career tackle total most by a NCSU defensive back since James Walker collected 289 hits from 1993-95 ... added three interceptions and 11 pass deflections in 23 career starts ... all-Guilford honors from the *Greensboro News and Record* at T.W. Andrews High School in High Point, North Carolina ... **most valuable player in the coaches' East-West All-Star Game** ... played free safety and split end as a senior, helping his team to a berth in the playoffs ... also played basketball and ran track ... parks, recreation, and tourism management major at N.C. State ... working toward completion of bachelor's degree during the off-season at Arizona State University ... born Oct. 12, 1979 in High Point, North Carolina.

## Adrian Wilson Career Stats

### Tackles-QB Sacks

Year	Solo	Assists	Total	QB Sacks
2001	19	13	32	1
<b>Totals</b>	<b>19</b>	<b>13</b>	<b>32</b>	<b>1</b>

### Games


Games (Starts)—2001: 16 (0), Totals: 16 (0).

### Interceptions

Year	No.	Yards	Average	Long	TD
2001	2	97	48.5	61t	1
<b>Totals</b>	<b>2</b>	<b>97</b>	<b>48.5</b>	<b>61t</b>	<b>1</b>

### Single-Game Bests

Tackles: 7 at Carolina, Dec. 30, 2001. Solo Tackles: 5 at Carolina, Dec. 30, 2001. Interceptions: 1 at Washington, Jan. 6, 2002; at Dallas, Oct. 28, 2001. Passes Defensed: 3 vs. Detroit, Nov. 18, 2001.



# LeVar Woods

## Outside Linebacker

6-3  245  Second Year  
 Free Agent, 2001  
 College: Iowa  
 DOB: March 15, 1978  
 Hometown: Larchwood, Iowa

# 56

**Pro Career:** Free agent linebacker played in final 15 games, primarily on special teams ... recorded 6 solo tackles, 5 assists, and 2 hurries from scrimmage ... special-teams duty produced 15 tackles and 56 “blocks” (both ranked third on team), 1 fumble recovery, and 1 forced fumble ... inactive for season opener vs. Denver (Sept. 23) ... one tackle from scrimmage, four blocks on kick-return units at Philadelphia (Oct. 7) ... two tackles on special teams in 24-16 win over Kansas City (Oct. 21) ... two tackles from scrimmage, and two assists, two blocks on special teams in 45-38 win over Detroit (Nov. 18) ... *key play in 34-31 overtime win at Oakland (Dec. 2) when he recovered muffed punt by Raider David Dunn in overtime to set the table for Bill Gramatica's game-winning 36-yard field goal* ... season-best three tackles from scrimmage and a hurry in 30-7 victory at Carolina (Dec. 30) ... 2 solo tackles, 1 assist, and 2 blocks on special teams against the Panthers ... finished rookie season with three solo tackles and a forced fumble

on special teams at Washington (Jan. 6).

**College/Personal:** Two-year starter at outside linebacker at Iowa ... career stats included 165 tackles (90 solo tackles), 18 stops tackles for loss, and 4 quarterback sacks ... all-Big Ten Conference second-team selection as a senior with career-high 97 tackles (58 solos) ... *team captain and recipient of the Hayden Fry Extra Heartbeat Award, given to the player who gives extraordinary effort on the field* ... all-Iowa and class 2A player-of-the-year as a senior at West Lyon High School in Inwood ... *attended high school with Cardinal teammate Kyle Vanden Bosch* ... the pair sponsors an annual youth football camp in Wood's hometown of Larchwood, Iowa ... rushed for 1,226 yards on 152 attempts with eight touchdowns as a running back and recorded 50 tackles, 9 sacks, and 2 recovered fumbles as a defensive end as a senior ... also lettered in basketball and track ... elementary education major at Iowa ... wife Meghann ... born March 15, 1978.

## LeVar Woods Career Stats

### Tackles-QB Sacks

Year	Solo	Assists	Total	QB Sacks
2001	6	5	11	0
<b>Totals</b>	<b>6</b>	<b>5</b>	<b>11</b>	<b>0</b>

### Games

Games (Starts)—2001: 15 (0), Totals: 15 (0).



# Michael Young

**Middle Linebacker**

**6-2** **247** **Second Year**

**Free Agent, 2001**

**College: Illinois**

**DOB: June 1, 1978**



**Hometown: St. Louis, Missouri**

**53**


□ **Pro Career:** Free agent earned spot on practice squad for 15 games last year, then signed to active roster for season finale but did not play.

□ **College/Personal:** Four-year starter in 42 of 44 career games at Illinois ... closed career with 236 tackles, 6.5 quarterback sacks, and 15 stops behind the line of scrimmage ... 56 tackles and four pass deflections as a senior, 48 tackles, 3 sacks, and 4 tackles for loss as a junior ... impres-

sive freshman season in 1997 with 83 tackles, 2 sacks, 5 tackles for loss, 4 pass deflections, and 2 fumble recoveries ... highly-decorated prep star at Hazelwood East High School in St. Louis, Mo. ... one of the top 30 linebackers in the nation as a senior ... voted best player in Hazelwood East history by the school's coaches ... sports management major at Illinois ... born June 1, 1978. □



## Draft Choices/Free Agents





# Wendell Bryant

## Defensive Tackle

6-4 **308** **Rookie**  
**First Round (12th), 2002**  
**College: Wisconsin**  
**DOB: September 12, 1980**  
**Hometown: St. Louis, Missouri**

# 91

**General:** Long-armed defender ... big-play specialist with tremendous quickness for a player his size ... started 37 games for the Badgers, recording 189 tackles (122 solos) with 24 quarterback sacks for -145 yards and 41 stops for -187 yards ... caused and recovered three fumbles ... also deflected eight passes ... 24 sacks rank fifth on the Badgers' career list.

**As a senior in 2001:** All-America first-team selection by the Football Writers Association, American Football Coaches Association, ABC Sports, CNN/SI, *College Football News* and *Football News* ... second-team honors from the Associated Press ... all-Big Ten Conference first-team choice ... lined up at strong-side defensive end ... fourth on the team with 69 tackles (48 solos) ... led the squad with eight sacks for -54 yards and 13 quarterback pressures ... tied for the team lead with 17 stops for -70 yards ... recovered two fumbles and caused another ... pair of pressures and five tackles vs. Virginia ... sacked quarterback Joey Harrington for an 11-yard loss while also collecting seven tackles with a pressure vs. Oregon ... 2 pressures, 3 tackles, 1 pair of stops behind the line of scrimmage, and an eight-yard sack of quarterback David Carr vs. Fresno State ... earned national and Big Ten Conference player-of-the-week vs. Penn State with a school single-game record-tying six stops for -34 yards ... also 5 sacks for -32 yards, 3 pressures, 1 fumble recovery, and 8 tackles ... six stops equalled Badger record set by Darryl Sims vs. Northwestern in 1982 and matched by Tim Jordan vs. Northwestern in 1985 ... 6 tackles with a stop for a three-yard loss, 1 pressure, and 1 forced fumble vs. Western Kentucky ... 4 tackles, 2 pressures, and 2 stops for minus three yards vs. Ohio State ... eight tackles with a stop for a one-yard loss vs. Illinois ... nine tackles and a three-yard sack vs. Michigan State.

**As a junior in 2000:** All-Big Ten Conference first-team choice ... semi-finalist for the Lombardi Award given to the nation's top lineman ... shared Big Ten Conference defensive player-of-the-year honors with Minnesota's Karon

Riley ... started 12 games at right defensive tackle, recording 48 tackles (31 solos) with six sacks for -38 yards and 11 stops for -53 yards ... also caused a fumble and deflected two passes ... 1 three-yard sack, 1 forced fumble, 1 pass deflection, and 3 tackles vs. Western Michigan ... two stops for loss, including a sack of Harrington, and six tackles vs. Oregon ... six hits with a stop behind the line of scrimmage against Michigan ... seven tackles and two stops for losses, including a sack, vs. Ohio State ... five tackles and a sack vs. Michigan State ... sacked quarterback Antwan Randle El twice and delivered four solo tackles vs. Indiana ... all five tackles vs. UCLA came behind the line of scrimmage in the Sun Bowl.

**As a sophomore in 1999:** All-Big Ten Conference first-team choice by the league's coaches and academic all-conference pick ... started every game, except vs. Iowa, at right defensive end ... 48 tackles (29 solos) with seven sacks for -40 yards and nine stops for -46 yards ... deflected three passes and caused a fumble ... seven tackles with three sacks for -18 yards vs. Ball State ... five tackles in both games vs. Cincinnati and Northwestern ... eight tackles with two sacks for -15 yards and a pass break-up vs. Michigan ... sacked quarterback Steve Bellisari for a three-yard loss vs. Ohio State ... four solo tackles and a fumble recovery vs. Iowa ... four solo tackles with a four-yard sack and two stops for minus seven yards vs. Stanford in the Rose Bowl.

**As a freshman in 1998:** Member of *Sports Illustrated's* "All-Bowl" team ... played in every game, starting vs. Indiana at left defensive tackle and vs. Purdue at right tackle ... finished with 24 tackles (14 solos), 3 sacks for -13 yards, and 4 stops for losses of 18 yards ... also deflected three passes ... one sack, good for a four-yard loss, vs. Ohio University ... two tackles and a four-yard sack vs. Northwestern ... three tackles in games vs. Indiana, Purdue, and Illinois ... 4 tackles, 2 pass deflections, 1 five-yard sack, and 2 stops for -10 yards vs. UCLA in the Rose Bowl.

**Personal:** *USA Today* all-America second-team pick, adding first-team honors from

*PrepStar*, at Ritenour High School in St. Louis, Mo. ... rated the fourth-best defensive tackle in the country by *Prep Football Report* ... added all-Big 12, all-suburban north (both offense and defense), and *Super Prep* Top 50 honors ... 125 tackles (70

solos) in his final two years ... 16 sacks, 5 forced fumbles, 5 fumble recoveries, and 7 pass deflections ... consumer science major at Wisconsin ... born Sept. 20, 1980.□



# Levar Fisher

## Outside Linebacker

6-1 □ 233 □ Rookie  
Second Round (49th), 2002  
College: North Carolina State  
DOB: July 2, 1979  
Hometown: Beaufort, North Carolina

# 52

□ **General:** Four-year starter who led the nation in tackles per game the last two seasons ... regarded as the best athlete on Wolfpack team, he boasted the highest strength and conditioning points total (bench press, squat, power clean, dips, pull-ups) on the 2001 N.C. State squad ... vocal, high-energy player ... school career record 492 tackles (276 solos), topping the previous mark of 457 by Damien Covington (1991-94) ... 12 sacks for -90 yards, 33 stops for -147 yards, and 21 quarterback pressures ... 12 sacks tied for ninth in school history ... 33 stops behind the line of scrimmage are topped only by Tyler Lawrence (38, 1990-93) and Carl Reeves (45, 1991-94) on the school's all-time record list ... 9 caused fumbles, 6 recovered fumbles, and 15 pass deflections ... only Jesse Campbell (15, 1988-90) caused more fumbles in Wolfpack annals ... six fumble recoveries are surpassed only by Fernandus Vinson (seven, 1987-90) on the school's career chart ... at least 10 tackles in 27 of 45 games.

□ **As a senior in 2001:** All-America first-team selection by *The NFL Draft Report* ... semi-finalist for the Lombardi Award ... consensus all-Atlantic Coast Conference first-team choice ... started all season at weak-side outside linebacker ... led the team with 148 tackles (84 solos), including one and one-half sacks for -17 yards, and three stops for losses of 18 yards ... four quarterback pressures ... 1 caused fumble, 2 fumble recoveries, and 2 deflected passes ... opened the season with three pressures and 13 tackles vs. Indiana ... 15 tackles and deflected a pass vs. Southern Methodist ... season-high 21 tackles (10 solos) with a pass break-up vs. North Carolina ... only Clayton White (23 vs. Ohio University, 1988) and current Pittsburgh Steeler Head Coach Bill Cowher (24 vs. South Carolina, 1977; 24 vs. Clemson, 1978) had more tackles in a game for the Wolfpack ... fol-

lowed with 20 tackles (11 solos) vs. Wake Forest ... two-game total of 41 tackles matched his school record set in 2000 (21 vs. Maryland, 20 vs. Florida State) ... sacked quarterback Woodrow Dantzler for a 13-yard loss and posted eight tackles vs. Clemson ... 17-tackle (11 solos) performance vs. Georgia ... caused a fumble and delivered 10 hits vs. Virginia ... returned a fumble recovery 52 yards for a touchdown vs. Duke and registered 12 tackles with a stop behind the line of scrimmage ... nine tackles vs. Florida State ... recovered a fumble plus 10 tackles vs. Maryland ... 13 tackles with a four-yard sack vs. Ohio University ... solo tackle vs. Pittsburgh in the Tangerine Bowl.

□ **As a junior in 2000:** All-America first-team selection by the *Football Writers Association*, adding second-team honors from the *Sports Exchange* and the Walter Camp Foundation ... all-Atlantic Coast Conference first team and defensive player-of-the-year ... finalist for the Bronko Nagurski Award, given annually to the top defensive player in the country ... semi-finalist for the Lombardi Award ... led the nation with an average of 15.1 tackles per game ... started all year at weak-side outside linebacker, recording a career-high 166 tackles (90 solos) with five sacks for -22 yards, and 15 stops for -46 yards ... 166 tackles ranked sixth on the school's single-season list and were the most since former Cardinal Dave Merritt (1993-95) totalled 167 in 1992 ... ranked second in the A.C.C. with five forced fumbles ... only Jesse Campbell (six in 1998 and 1989) forced more fumbles in a season for the Wolfpack ... two recovered fumbles and five quarterback pressures ... also deflected eight passes and intercepted another ... opened the season with 13 tackles, including one for a four-yard loss, 3 pressures, 1 forced fumble, and 1 pass deflection vs. Arkansas

(Levar Fisher continued on page 152)

(Levar Fisher continued from page 151)

State ... 15 hits and deflected pass vs Indiana ... 1 four-yard sack, 1 pressure, 1 pass deflection, 8 tackles, and 1 three-yard interception return vs Southern Methodist ... hit tailback Joe Burns twice vs. Georgia Tech to cause fumbles, recovering one, downed Burns once behind the line of scrimmage, and posted 14 tackles ... sacked Dantzer twice for minus three yards, causing a fumble on the first sack, deflected a pass, and contributed 19 tackles (14 solos) vs. Clemson ... followed with a 13-tackle performance vs. North Carolina ... 20 tackles (12 solos) with a pair of stops for losses vs. Florida State ... career-high 21 tackles (matched that total vs. North Carolina in 2001), 2 sacks for -15 yards, 5 stops for losses of 19 yards, and 1 pass deflection vs. Maryland to earn A.C.C. player-of-the-week honors ... 12 tackles with two stops for minus four yards vs. Duke ... 14 hits vs. Virginia ... 1 caused fumble, 2 recovered fumbles, 1 deflected pass, and 17 tackles vs. Wake Forest ... two deflected passes and 13 tackles vs. Minnesota in the Micronpc.com Bowl.

□ **As a sophomore in 1999:** First-team all-A.C.C. academic performer, posting a 3.08 grade-point average for the fall semester ... named the squad's most valuable defensive lineman ... third on the team with 104 tackles (63 solos) while starting every game at strong-side outside linebacker ... three and one-half sacks for -34 yards and 12 stops for -62 yards ... 8 quarterback pressures, 1 recovered fumble, and 1 deflected pass ... gunner on punt-coverage unit, led special teams with 12 tackles (10 solos) and a fumble recovery ... began the year with 13 tackles, 1 six-yard sack, and 3 stops for -11 yards vs. Texas ... recovered a fumble and posted 10 tackles vs. South Carolina ... 1 stop for a six-yard loss, 1 pressure, and 8 tackles (four solos) vs. William & Mary ... 12 tackles, including one for a three-yard loss, vs. Florida State ... 1 10-yard sack, 1 pressure, and 11 tackles vs. Wake Forest ... 2 stops behind the line of scrimmage, 5 pressures, and 7 tackles vs. Clemson ... pair of tackles vs. Virginia ... assisted sack for a nine-yard

loss and six tackles vs. Duke ... 8 tackles, 1 nine-yard sack, and 1 pressure vs. Maryland ... 12 tackles (11 solos) with two stops for -11 yards vs. North Carolina ... closed the season with 10 tackles and a pressure vs. North Carolina.

□ **As a freshman in 1998:** Played in every game, starting the final eight contests at strong-side outside linebacker as a true freshman ... 74 tackles (39 solos) with two sacks for -17 yards and three stops for losses of 21 yards ... caused three fumbles and deflected four passes ... four quarterback pressures ... five tackles and first career sack, good for a fumble-causing seven-yard loss vs. Baylor ... 8 tackles, 1 pass deflection, and 1 forced fumble vs. Syracuse ... eight tackles each vs. Duke and Virginia ... 10-tackle performance vs. Clemson ... five tackles, including a 10-yard sack, vs. Wake Forest ... fumble caused and 11 tackles, including one for a four-yard loss, vs. Maryland ... seven tackles with three pressures and a pair of pass deflections vs. North Carolina ... two solo tackles and a stop for a two-yard loss vs. Miami in the Micronpc.com Bowl.

□ **Personal:** Tied for the top mark in the incline (380 pounds) among all players weighing over 225 pounds in N.C. State weightlifting program ... 71 dips and 42 chin-ups the high marks for any Wolfpack player ... rated North Carolina's no. 16 prospect by *SuperPrep* at East Carteret (Beaufort, N.C.) High School ... one of the top 25 players in North Carolina by the *Charlotte Observer* ... three-year varsity starter, finished senior season with 1,043 rushing yards and 147 tackles, including 34 stops behind the line of scrimmage ... also seven sacks and three interceptions ... ran for 201 yards on 18 carries (average of over 11 yards per attempt) and four touchdowns against Pamlico, three of those scores in the fourth quarter ... as a junior, rushed for over 1,200 yards and scored 10 touchdowns ... also made over 90 tackles and intercepted four passes ... mass communications major ... born July 2, 1979 ... resides in Beaufort, North Carolina. □



# Josh McCown

## Quarterback

6-4  220  Rookie

Third Round-a (81st), 2002

College: Sam Houston State

DOB: July 4, 1979

Hometown: Jacksonville, Texas

# 12

**General:** Good scrambler with quick feet ... mobile quarterback with excellent running ability ... Southern Methodist (S.M.U.) transfer ... left S.M.U. program to prove he was capable of leading a strong aerial attack ... threw for 4,022 yards and 24 touchdowns during his three-year career at S.M.U. ... surpassed that scoring total (32 touchdowns) in one season at Sam Houston State ... for his college career, completed 599 of 1,093 passes (54.8 percent) for 7,503 yards and 56 touchdowns ... 3,481 yards at Sam Houston State rank eighth on the Bearkats' career list.

**As a senior in 2001:** All-America first-team selection by *The NFL Draft Report*, earning third-team honors from The Sports Network ... one of 16 players considered for the Walter Payton Award, given to the top performer in the NCAA Division I-AA ranks ... all-Southland Football League (S.F.L.) first team and player-of-the-year choice ... S.F.L. player-of-the-week honors vs. Jacksonville State and Southwest Texas State ... **only the fifth passer in school history to throw for over 2,000 yards in a regular season** ... led the league and ranked 14th in the nation ... completed 259 of 429 passes (60.4 percent) for 3,481 yards, 32 touchdowns, and 12 interceptions in 13 games, **topping the school single-season records** of 168 completions for 2,503 yards and 21 touchdowns by Chris Chaloupka in 1999 and 311 pass attempts by Lanny Dycus in 1984 ... 60.4 percent pass completion mark is surpassed only by Chaloupka (62.0 percent in 1999) ... threw for over 300 yards in five of last six contests ... third on the team with 112 carries for 351 yards (3.1-yard average) and six scores ... averaged 294.77 yards per game in total offense ... completed 17 of 31 passes for 188 yards and a 12-yard score, adding a 41-yard touchdown run in his first game as a Bearkat vs. Louisiana-Monroe ... ran for a two-yard score and completed 14 of 16 attempts (87.5 percent) for 224 yards, including three touchdowns vs. Tarleton State ... threw for 318 yards on 25 of 38 attempts with a six-yard score vs. Northern Illinois ... threw touchdown passes of seven yards and 29 yards vs. Mississippi Valley ... completed 20 of 27

passes for 167 yards and a five-yard touchdown vs. Northwestern State (La.) ... passed for 271 yards and four touchdowns on 18 of 29 passes, including 15, 10, and 42-yarders ... also gained 62 yards with a one-yard score on 13 rushes vs. Nicholls State ... threw touchdown passes of 12 and 32 yards and ran for 98 yards on 15 carries vs. Stephen F. Austin ... gained 322 yards on 28 of 61 attempts with three touchdowns vs. McNeese State ... threw for a season-high 404 yards on 22 of 28 passes with five touchdowns, including 29, 8, and 50-yarders, vs. Western Illinois ... completed 20 of 33 attempts for 340 yards and three scores, including 55- and 46-yarders, adding another touchdown on a two-yard run as he totalled 52 yards on nine carries vs. Jacksonville State ... completed 24 of 34 passes for 379 yards and three touchdowns, with a long of 53 yards, and rushed seven times for 44 yards vs. Southwest Texas ... threw for 253 yards and a touchdown on 19 of 38 passes, adding another touchdown on a one-yard run vs. Northern Arizona in first round of NCAA Division I-AA playoffs ... gained 344 yards on 30 of 50 passes in second-round contest vs. Montana.

**As a junior in 2000:** Played in every game, starting eight contests for S.M.U. ... completed 169 of 331 passes (51.1 percent) for 1,969 yards and nine touchdowns ... gained 175 yards with three touchdowns on 78 carries (2.2-yard average) ... averaged 194.9 yards per game in total offense ... ran for a three-yard score and completed 14 of 25 passes for 164 yards and two touchdowns vs. Kansas ... gained a career-high 420 yards with two touchdowns on 22 of 45 attempts and ran for a 15-yard touchdown ... only Mike Romo (449 vs. Rice in 1990, 450 vs. North Texas in 1989) threw for more yards in a game in S.M.U. annals vs. Texas-El Paso ... completed 27 of 49 attempts for 264 yards vs. Tulane ... gained 264 yards with a touchdown on 28 of 57 passes vs. Houston ... 57 attempts ranked fifth on the school's single-game list ... threw for 324 yards and a touchdown on 25 of 54 passes and rushed 12 times for 38 yards vs.

(Josh McCown continued on page 154)

(Josh McCown continued from page 153)

San Jose State ... carried nine times for 61 yards and a 28-yard touchdown, adding 157 yards on 14 of 19 passes, including a 17-yard score vs. Tulsa.

❑ **As a sophomore in 1999:** Started every game for S.M.U. ... completed 125 of 234 passes (53.4 percent) for 1,434 yards and 11 touchdowns in 10 games ... scored once on 69 carries ... averaged 142.5 yards per game in total offense ... completed 10 of 21 attempts for 138 yards and a 33-yard score vs. Tulane ... gained 190 yards on 15 of 30 passes, including an 18-yard touchdown, vs. Kansas ... ran for a two-yard score and completed 13 of 32 passes for 184 yards vs. Texas-El Paso ... completed 10 of 19 passes for 100 yards and two touchdowns vs. Fresno State ... amassed 197 yards with a score on 18 of 25 attempts vs. Rice ... threw a 73-yard touchdown as he finished with nine of 20 passes for 160 yards vs. California State-Northridge ... **set school record with 19 consecutive pass completions vs. Tulsa**, accounting for 300 yards on 24 of 29 attempts with three touchdowns, including 16- and 25-yard scoring passes.

❑ **As a freshman in 1998:** Appeared in nine contests at Southern Methodist ... completed 46 of

99 passes (46.5 percent) for 619 yards and seven touchdowns ... gained 35 yards on 51 carries ... averaged 72.7 yards per game in total offense ... completed 10 of 20 passes for 252 yards and two touchdowns, including a 75-yarder vs. Tulane ... became the first S.M.U. freshman since Mike Romo in 1989 to start at quarterback, completing nine of 17 passes for 96 yards and a 23-yard score vs. Arkansas ... passed for 123 yards and three touchdowns on 12 of 21 attempts vs. Mississippi.

❑ **Personal:** District 17 4A offensive player-of-the-year, East Texas player-of-the-year, and honorable mention all-Texas pick as a senior at Jacksonville (Texas) High School ... completed 150 of 231 passes for 2,349 yards, 30 touchdowns, and only nine interceptions that season, leading the team to a 12-1 record ... completed 19 of 24 passes for 205 yards and four touchdowns vs. Texas City in the state playoffs ... lettered twice in football, compiling a 22-4 record ... all-district second-team choice as a shooting guard in basketball ... history major ... brother, Randy, was a quarterback at Texas A&M ... member of the Fellowship of Christian Athletes ... born July 4, 1979 in Jacksonville, Texas.❑



# Dennis Johnson

## Defensive End

6-5 ❑ 264 ❑ Rookie  
Third Round-b (98th), 2002  
College: Kentucky  
DOB: December 4, 1979  
Hometown: Harrodsburg, Kentucky

# 96

❑ **General:** Disruptive penetrator hustles in pursuit and has a sharp lateral change of direction ... three-year starter declared for the 2002 NFL Draft as an underclassman ... **unusual football career included high school varsity playing time while a second-grader in elementary school** ... blessed with remarkable quickness and leaping ability, he blocked four kicks (three field goals, one punt) on special teams at Kentucky ... action in 34 games (29 starting assignments) ... finished career with 128 tackles, 19 quarterback sacks for -126 yards, and 35 stops for -178 yards ... only Oliver Barnett (26, 1986-89) had more sacks in Wildcat annals.

❑ **As a medical redshirted junior in 2001:** All-America third-team selection by *Football News* ... all-Southeastern Conference (S.E.C.) first-team choice ... started all year at weak-side

defensive end ... 61 tackles (37 solos) with a **single-season record 12 sacks** for -64 yards, topping the previous mark of 10.5 sacks by Chris Ward in 1996 ... 19 stops for -85 yards were one shy of the Kentucky single-season record of 20, set by Art Still in 1977 ... caused five fumbles and recovered another ... 12 quarterback pressures and four pass deflections ... flushed quarterback Dave Ragone out of the pocket, resulting in a fumble, sacked the Louisville passer, made another stop behind the line of scrimmage, generated three pressures, and posted seven tackles with a pass deflection vs. Louisville ... fumble caused and seven tackles vs. Ball State ... five tackles, including forcing a fumble he recovered, vs. Florida ... followed with 6 tackles, 1 sack, 3 stops for losses, and 3 pressures vs. Mississippi ... five tackles, including a sack of quarterback Rohan Davey, and a pair of stops

behind the line of scrimmage vs. Louisiana State ... 5 tackles including a sack, 1 forced fumble, and 2 stops for losses vs. Georgia ... six tackles with two and one-half sacks for -12 yards vs. Mississippi State ... 5 tackles included two sacks of quarterback Greg Zolman, 4 stops for -20 yards, 1 deflected pass, and 2 caused fumbles, including one that was recovered by teammate Jamal White for an 82-yard touchdown return, vs. Vanderbilt ... assisted in sack of quarterback Casey Clausen for a four-yard loss vs. Tennessee ... closed Wildcat career with 1 12-yard sack of quarterback Antwan Randle-El, 2 stops behind the line of scrimmage, and 4 solo tackles vs. Indiana.

❑ **As a junior in 2000:** Pair of solo tackles vs. Louisville ... received medical hardship (ankle) and awarded an additional year of eligibility.

❑ **As a sophomore in 1999:** Associated Press all-Southeastern Conference second-team choice ... started every game at weak-side defensive end except vs. South Carolina when he lined up at strong-side defensive tackle ... *either a sack, a tackle for loss, or a blocked kick in nine contests* ... made 39 tackles (27 solos) with five sacks for -33 yards and 11 stops for -59 yards ... caused a fumble and blocked two kicks ... began the year with five tackles and a stop for a three-yard loss vs. Louisville ... added a five-yard sack, another stop for minus six yards, and five hits vs. Connecticut ... sacked quarterback Doug Johnson for an 11-yard loss and posted three tackles vs. Florida ... 4 tackles, 1 sack for minus seven yards, 1 stop for a two-yard loss, and 2 pressures vs. South Carolina ... stop for an 11-yard loss and blocked a field-goal attempt vs. Arkansas ... blocked a punt to set up a touchdown drive vs. Mississippi State plus 7 tackles, 2 sacks for -10 yards, and 1 stop for a three-yard loss ... helped pressure the quarterback into an intentional grounding call in the end zone vs. Vanderbilt as the play was ruled a safety and provided the margin of victory in Kentucky's 19-17 win ... five solo tackles in the season finale vs. Tennessee ... blocked a field-goal try and made five tackles with two stops for losses of nine yards vs. Syracuse in the Music City Bowl.

❑ **As a freshman in 1998:** Chosen second-team freshman all-America by *The Sporting News* and honorable-mention freshman all-America by *Football News* ... played in every game ... broke into the starting lineup at weak-side defensive end vs. Arkansas ... started last six regular-season games plus the Outback Bowl ... led the Wildcat defensive ends with 26 tackles (20 solos) ... two sacks for -29 yards and five stops for -34 yards ... recovered two fumbles and caused another ... also blocked a kick ... made his collegiate debut with three tackles, including one for a three-yard loss, vs. Louisville ... bottled up a reverse on final possession of 31-27 win vs. Indiana ... 3 tackles, 1

stop behind the line of scrimmage, and 2 sacks for -29 yards vs. Vanderbilt ... one of those sacks resulted in a fumble recovered and returned for a touchdown ... four tackles vs. Tennessee ... four tackles vs. Penn State in the Outback Bowl.

❑ **Personal:** *Six-year starter in the defensive line and a five-year regular in the offensive line at Harrodsburg (Ky.) High School ... national high school player-of-the-year as chosen by Sports Illustrated, the Touchdown Club of Atlanta, and recruiting analyst Tom Lemming ... national defensive player-of-the-year by USA Today, The Sporting News, and Parade Magazine ... first team all-America by Parade Magazine* ... regional player-of-the-year by the Gatorade Circle of Champions ... won the "Mr. Football" Award and the Johnny Unitas/Frank Camp Award from the National Football Foundation and Hall of Fame as the player-of-the-year in Kentucky ... also the Kentucky player-of-the-year by *USA Today* ... senior statistics included 150 total tackles, 37 tackles for loss, and 18 quarterback sacks ... also punted for a 39.2-yard average ... amazing and unusual prep career ... *played his first high school game when he was in the second grade ... also played briefly in third grade before a rule was passed banning elementary students from playing on the high-school level ... returned to the high-school field in seventh grade ... first eighth-grader in Kentucky history to be named first-team all-state, an honor he earned five consecutive years ... played eight seasons of high school football* ... during his last six varsity seasons, amassed 521 tackles, 76 sacks, 140 tackles for loss, 42 fumbles caused, 25 fumble recoveries, and 19 blocked kicks ... also had 200 pancake blocks as an offensive lineman ... Harrodsburg reached the Kentucky state finals in class A his junior and senior seasons, the state semifinals the previous three years ... also a standout in basketball and track ... played five seasons of varsity basketball and won all-district, all-area, and all-region honors three times ... *five-year letterman in track, winning three state championships in the shot put, two state titles in the discus throw, and one state championship in the triple jump* ... also a one-year regional champ in the high jump and fifth in the state in the long jump ... *in 1996, Dennis and brother Derrick became the first brothers named first-team all-state in Kentucky in the same season* ... honor roll student who also was involved with Beta Club, Fellowship of Christian Athletes, and the student council ... kinesiology major ... son of Alvis and Rosetta Johnson ... Alvis played football at Western Kentucky and is now an assistant athletic director at Kentucky ... uncle Butch Cook played football at Mississippi Valley State ... uncle Terry Johnson and cousin Eric Johnson played football at

(Dennis Johnson continued on page 156)

(Dennis Johnson continued from page 155)

Kentucky State ... brother Derrick, a defensive lineman and teammate at Kentucky, signed with the Cincinnati Bengals as a rookie free agent following the draft ... released prior to training camp

... both brothers were coached by their father in high school ... born Dennis Alan Johnson on December 4, 1979 in Danville, Kentucky ... resides in Harrodsburg, Kentucky. □



**Nate Dwyer**  
**Defensive Tackle**

**6-3** □ **316** □ **Rookie**  
**Fourth Round (113th), 2002**  
**College: Kansas**  
**DOB: September 30, 1978**  
**Hometown: Stillwater, Minnesota**

**72**

□ **General:** Aggressive interior lineman who provided several memorable sequences during his Jayhawk career ... **started 45 consecutive games at Kansas** ... boasts tremendous force, evident when he posted a personal-best 600-pound squat lift in the 2001 spring testing ... finished his career with 175 tackles (88 solos), 16 sacks for -106 yards, and 31 stops for -139 yards ... also had 2 interceptions, 5 fumble recoveries, and 3 forced fumbles ... 16 sacks and 31 stops behind the line of scrimmage rank fourth on the school's career list.

□ **As a senior in 2001:** All-Big 12 Conference first-team selection ... started every game at left defensive tackle ... 51 tackles (25 solos) with three sacks for -17 yards ... ranked second on the team with nine stops for -32 yards ... recovered and caused a pair of fumbles ... began the season with 4 solo tackles, 1 three-yard sack, and 2 stops for minus seven yards vs. Southwest Missouri State ... recovered a pair of fumbles and posted five tackles vs. UCLA ... eight tackles, including one for a loss, vs. Colorado ... five hits vs. Texas Tech and Kansas State ... caused two fumbles and made eight tackles with three stops for minus seven yards vs. Oklahoma ... five tackles with a seven-yard sack and two stops for -11 yards vs. Nebraska ... two tackles before leaving the Texas game with a hip-pointer ... three assisted tackles vs. Iowa State ... closed college career with a pair of tackles and a seven-yard sack vs. Wyoming.

□ **As a junior in 2000:** Team captain and most valuable player ... started every game at nose guard, recording 68 tackles (39 solos) with seven sacks (tied for the team lead) for -56 yards ... led the Jayhawks with 14 stops for -67 yards ... caused and recovered a fumble ... also deflected three passes ... 14 stops behind the line of scrimmage were the second-best single-season total by a Kansas down lineman ... began the season with

a seven-tackle performance, adding a three-yard sack and a forced fumble vs. Southwest Missouri State ... delivered one and one-half sacks for -18 yards and eight tackles vs. Alabama-Birmingham ... eight hits with one and one-half sacks for minus seven yards vs. Southern Illinois ... 1 recovered fumble, 9 tackles, and 2 of stops behind the line of scrimmage vs. Kansas State ... followed with four solo tackles and a five-yard sack vs. Missouri ... deflected pass and five tackles with a 12-yard sack and two stops for -16 yards vs. Colorado ... 8 tackles with an eight-yard sack, 2 stops behind the line of scrimmage, and 1 pass break-up vs. Texas ... finished the year with eight tackles and two stops for loss vs. Iowa State.

□ **As a sophomore in 1999:** Appeared in every game, sharing nose-guard duties ... started vs. Notre Dame, Colorado, San Diego State, and Missouri ... 25 tackles (10 solos) with three sacks for -20 yards and five stops for -27 yards ... recovered two fumbles ... 1 seven-yard sack, 2 tackles, and 1 fumble recovery vs. Texas A&M ... three tackles and a six-yard sack vs. Oklahoma State ... season-high five tackles, including a seven-yard sack, vs. Iowa State.

□ **As a redshirt freshman in 1998:** Selected by *The Sporting News* as the Big 12 Conference (North Division) defensive newcomer-of-the-year ... played in all 11 games with three starting assignments (Illinois State, Alabama-Birmingham, and Colorado) ... 31 tackles, including three stops for -13 yards ... first Jayhawk interior lineman to record an interception since Lyndall Yarnell in 1986 ... two interceptions (Illinois State and Iowa State) ... **ran 32 yards for a touchdown after his interception vs. Illinois State** ... 11-yard return vs. Iowa State.

□ **As a freshman in 1997:** Redshirted.

□ **Personal:** Three-year starter who helped his

team to a combined 34-3 record at Stillwater (Minn.) High School, including *one state title in Minnesota's largest class of high school football* ... two-time all-Minnesota selection ... only player in school history to earn all-conference honors

three consecutive years ... 38 quarterback sacks ... played on both sides of the ball ... communications major ... wife Martha ... born September 30, 1978 ... resides in Stillwater, Minnesota. □



# Jason McAddley

## Wide Receiver

**6-2** □ **204** □ **Rookie**  
**Fifth Round (149th), 2002**  
**College: Alabama**  
**DOB: July 28, 1979**  
**Hometown: Oak Ridge, Tennessee**

**11**

□ **General:** Big frame with toughness needed to go over the middle ... speed receiver ... accomplished track star in high school and college ... three-year starter also excelled on the Alabama track team ... dangerous on the reverse, he also can handle kickoff-return duties ... in 45 games, caught 71 passes for 1,020 yards (14.4-yard average) and eight touchdowns.

□ **As a senior in 2001:** Played in every game, starting vs. UCLA, Mississippi, Tennessee, and Louisiana State ... third on the team with 18 receptions for 259 yards (14.4-yard average) and a pair of touchdowns ... returned eight kickoffs for 145 yards (18.5-yard average) and recorded three assisted tackles while recovering a pair of fumbles ... after recording one catch in the first three games, caught four passes for 82 yards with a 31-yard touchdown and recovered a fumble vs. South Carolina ... recovered another fumble as he posted one tackle and had three receptions for 67 yards vs. Texas-El Paso ... returned three kickoffs for 64 yards and caught three passes for 57 yards vs. Louisiana State ... 3 kickoff returns for 48 yards, 1 tackle, and 2 catches for 19 yards vs. Mississippi State ... six receptions for 71 yards and a 45-yard touchdown vs. Auburn ... 2 catches for 10 yards, 1 16-yard kickoff return, and 1 solo tackle vs. Iowa State in Independence Bowl.

□ **As a junior in 2000:** Recipient of the team's Sylvester Croom Commitment to Excellence Award ... action in every game, starting six contests at split end ... caught a career-high 27 passes for 413 yards (15.3-yard average) and three touchdowns ... carried three times for 53 yards (17.7-yard average) ... returned five kickoffs for 93 yards (18.6-yard average) plus a six-yard punt return ... gained 56 yards on a reverse and seven yards on a reception vs. UCLA ... added 34 yards on five catches vs. Southern Mississippi ... an 18-

yard touchdown catch vs. Arkansas ... four catches for 65 yards vs. South Carolina ... pair of receptions for 25 yards and a 17-yard score vs. Tennessee ... 57 yards on three receptions vs. Central Florida ... three receptions for 92 yards with a 35-yard touchdown vs. Mississippi State ... three receptions for 45 yards vs. Auburn.

□ **As a sophomore in 1999:** Action in every game, starting nine contests at split end ... caught 24 passes for 334 yards (13.9-yard average) and three touchdowns ... rushed once for a 25-yard gain ... 25-yard reverse and three catches for 23 yards vs. Vanderbilt ... caught three passes for 110 yards and had a 66-yard touchdown on an option pass from flanker Freddie Milons vs. Arkansas ... gained 46 yards on a pair of catches vs. Southern Mississippi ... 25 yards on two receptions, including an 18-yard score, vs. Louisiana State ... caught three passes for 27 yards vs. Auburn ... four receptions for 46 yards and a 27-yard touchdown vs. Florida in the S.E.C. Championship game.

□ **As a redshirt freshman in 1998:** Played in 11 games, catching a pair of passes for 14 yards ... eight-yard reception vs. Arkansas ... recovered onside kickoff vs. Louisiana State.

□ **As a freshman in 1997:** Redshirted.

□ **Personal:** Caught 41 passes for 867 yards and 12 touchdowns to lead Oak Ridge (Tenn.) High School to a 13-2 record as a senior ... member of the two-time Tennessee state championship 4x100-meter relay team ... placed third in the 300-meter hurdles and sixth in the decathlon at the state finals as a junior ... sports and fitness management major ... lettered as a junior and senior on the Tide's track team, performing in the relays and hurdles ... during the 2001 track season, performed in the 110-meter hurdles (14.13 seconds), 4x100-meter relay team (40.75), and 4x110-meter shuttle-relay squad

(Jason McAddley continued on page 158)

(Jason McAddley continued from page 157)

(56.42) ... in 2000, a member of the 4x100-meter relay team that clocked a time of 39.93 seconds ... also competed in the 4x110-meter shuttle relays (56.96) and the 100-meter hurdles (14.57) ...

caught the eye of Cardinal coaching staff that coached his South squad in the 2002 Senior Bowl in Mobile, Alabama ... born July 28, 1979 ... resides in Oak Ridge, Tennessee. □



# Josh Scobey

## Running Back

6-0 □ 207 □ Rookie  
Sixth Round (185th), 2002  
College: Kansas State  
DOB: December 11, 1979  
Hometown: Oklahoma City, Oklahoma

# 33

□ **General:** Called the school's finest recruit in the last decade and the hardest worker in the program by the Kansas State (K.S.U.) coaching staff ... outstanding speed belies chiseled physique ... unselfish performer and willing blocker ... respected team leader who spends hours watching video ... former junior college standout (Northeastern Oklahoma A&M) quickly established himself as one of the country's top running backs ... despite playing only two seasons for the Wildcats, he ranks seventh on the career record chart in scoring with 186 points, fifth in rushing with 1,981 yards, and third with nine 100-yard performances ... **31 rushing touchdowns set a K-State career record**, breaking the previous mark of 26 by Jonathan Beasley (1996–2000) and Eric Hickson (1994–98) ... 31 overall touchdowns tied K-State's career record first set by Ralph Graham (1931–33) and matched by Mack Herron (1968–69).

□ **As a senior in 2001:** All-America third team ... all-Big 12 Conference first-team selection by the National Sports Bureau ... all-Big 12 per media and conference coaches ... served as team captain and representative ... **only the fifth player in K-State history to rush for over 1,000 yards in a season**, leading the Wildcats in rushing for a second consecutive season ... **set school record with 1,263 yards on 240 carries (5.3-yard average), breaking the previous mark of 1,137 yards by Isaac Jackson (1973) ... set another school record with seven 100-yard rushing performances, topping the old mark of six, first set by Jackson in 1973 and matched by J.J. Smith in 1994** ... 15 rushing touchdowns are topped only by his own 16 in 2000, Beasley's 17 in 2000, and Herron's 20 in 1969 in K-State annals ... nine receptions for 52 yards (5.8-yard average) and four kickoff returns for 55 yards (13.8-yard average) ... scored 90 points and averaged 124.5 all-

purpose yards per game ... 1,370 all-purpose yards rank seventh on the school single-season chart ... opened the season with 27 attempts for 165 yards vs. Southern California ... carried 16 times for 112 yards with touchdowns of 3, 6, 9, and 14 yards, adding a 22-yard reception vs. New Mexico State ... **the four scoring runs equalled the school single-game record he already shared (vs. Iowa State, 2000) with Pat Jackson (vs. New Mexico State, 1990)** ... gained 45 yards on 15 attempts with a seven-yard score vs. Oklahoma ... gained 111 yards on 21 runs, including a 26-yard touchdown vs. Texas Tech ... 18 runs for 74 yards with a four-yard touchdown and two receptions for 16 yards vs. Texas A&M ... career-high 204 yards on 28 attempts vs. Kansas with a pair of one-yard touchdowns and recovered an onsideline kickoff ... 204 yards marked only the fifth time a Wildcat gained over 200 yards on the ground in a game, a figure topped only by former Cardinal (1988–89) Tony Jordan (218 vs. Iowa State, 1986), Smith (227 vs. Nevada-Las Vegas, 1994) and Mike Lawrence (252 vs. Iowa State, 1996) on the school's single-game chart ... gained 172 yards on 32 carries with one- and three-yard touchdowns vs. Iowa State ... **total in back-to-back games of 376 yards broke the school record of 360 by Eric Gallon (184 vs. Missouri, 176 vs. Oklahoma State, 1991)** ... 25 runs for 113 yards with two- and six-yard scores vs. Louisiana Tech ... career-high 34 carries vs. Missouri, good for 198 yards (sixth-best single-game total in school annals), including touchdowns of nine and 37 yards, adding a nine-yard catch ... closed career with 46 yards on 10 attempts vs. Syracuse in the Insight.com Bowl.

□ **As a junior in 2000:** All-Big 12 Conference third-team selection ... started six games, including the final four contests ... led the team in rush-

ing with 718 yards and 16 touchdowns on 169 carries (4.2-yard average) ... caught four passes for 29 yards (7.2-yard average) and averaged 57.5 all-purpose yards per game ... scored 96 points, the fifth-best single-season total in school history ... scored at least once in 10 contests ... gained 79 yards on 10 carries and scored his first touchdown as a Wildcat on a seven-yard run vs. Louisiana Tech ... 14 attempts for 81 yards with four- and two-yard touchdowns vs. Ball State ... 15-yard reception and 47 yards on seven runs with a one-yard scoring plunge vs. North Texas ... came off the bench to rally the team to a 44-21 victory vs. Colorado, carrying 12 times for 66 yards, including touchdowns of one and three yards ... *in his first start as a Wildcat, 49 yards on 16 carries with three- and two-yard scores vs. Kansas* ... added another touchdown on a game-winning two-yard run with 3:52 left in a 28-23 decision vs. Texas Tech ... first 100-yard performance with 149 yards on 19 totes vs. Iowa State included touchdowns of 1, 4, 2, and 11 yards ... *four scoring runs equalled the school single-game record first set by Pat Jackson vs. New Mexico State in 1990* ... one-yard touchdown run to lead K.S.U. to a 29-28 victory vs. Nebraska, finishing the day with 62 yards on 28 attempts ... scored on touchdown runs of one and four yards vs. Missouri ... 22 yards on nine carries vs. Oklahoma in the Big 12 Championship ... rushed 28 times for 147 yards, scoring twice in the third quarter on runs of six and 14 yards, vs. Tennessee in the Cotton Bowl ... *147 yards set a school bowl game record*, topping the old mark of 133 yards by J.J. Smith vs. Wyoming in the 1993 Copper Bowl.

□ **Junior College:** Standout tailback at Northeastern A&M (Okla.) Community College ... two-year starter, earning first-team all-Southwest Conference honors as a sophomore

(1999) and second-team honors as a freshman (1998) ... second-team all-America pick in 1999 by the NJCAA ... member of *PrepStar's* Super 75 junior college squad as one of the top five running back prospects in the nation ... *finished juco career as the school's all-time leader in rushing (2,423 yards) and touchdowns (31)* ... rushed for more than 1,100 yards in each of his two seasons and averaged 5.4 yards per carry ... led the team to the 1998 Southwest Conference championship with a win over Navarro, rushing for 189 yards and three touchdowns ... earned Red River Bowl most-valuable-player honors in 1998 with 120 yards rushing, 65 yards receiving, and 3 touchdowns ... top effort against Navarro in 1999 featured 230 yards rushing with four rushing touchdowns and 59 yards receiving.

□ **Personal:** All-America honorable mention by *USA Today* at Del City (Oklahoma City, Okla.) High School ... listed as one of the top 10 players in Oklahoma and one of the state's top two running backs by *First Down Recruiting* ... named one of the top 10 running backs in the Big 12 Region by *Prep Star*, adding all-America honors from that service ... also earned all-America and all-Midlands recognition from *Super Prep* ... coaches' player-of-the-year in the Mid-State Conference ... set single-season rushing record with 1,819 yards and 21 touchdowns in 1997 ... rushed for 1,200 yards and 21 scores in 1996 ... rushed for 3,206 yards and 42 touchdowns in his high school career ... also led the team with 103 tackles as a sophomore ... lettered four times in football and twice in track ... business marketing major ... originally signed with Kansas State in 1998 before attending Northeastern A&M ... born December 11, 1979 ... resides in Oklahoma City, Oklahoma. □



# Mike Banks

## Tight End

6-4 □ 263 □ Rookie  
Seventh Round (223rd), 2002  
College: Iowa State  
DOB: November 5, 1979  
Hometown: Boone, Iowa

# 80

□ **General:** Called by the coaching staff the toughest player on the team and a vocal leader of the offense by the Iowa State coaching staff ... exhibited ability to catch the football and impressive blocking skills ... moved into the starting lineup as a sophomore, finishing his career with 59 receptions for 584 yards (9.9-yard average) in 43 games.

□ **As a senior in 2001:** All-Big 12 Conference honorable mention ... Cyclones' team captain ... started every game, catching 23 passes for 212 yards (9.2-yard average) while delivering 66 knockdown blocks ... underwent arthroscopic right-shoulder surgery prior to spring drills ... snared three passes for 15 yards vs. Northern Iowa ... grabbed two passes for 27 yards vs. Baylor ... caught a season-high five passes for 20 yards vs. Missouri ... pair of receptions for 31 yards vs. Oklahoma State ... gained a season-high 54 yards on five catches vs. Texas A&M ... closed college career with three receptions for 19 yards vs. Alabama in the Independence Bowl.

□ **As a junior in 2000:** All-Big 12 Conference honorable mention ... started every game, *catching a career-high 27 passes* for 273 yards (10.1-yard average) ... 58 knockdown blocks ... bothered early in the season by a hip-pointer ... grabbed four passes for a *career-high 71 yards* vs. Oklahoma State ... four receptions for 43 yards vs. Iowa ... *career-high six catches* for 68 yards vs. Nevada-Las Vegas ... caught a pass for 13 yards and made a solo tackle vs. Pittsburgh in the Insight.com Bowl at Bank One Ballpark in Phoenix.

□ **As a sophomore in 1999:** Started seven games at tight end ... nine catches for 99 yards (11-yard average) ... three catches for 64 yards, including a career-long 32-yard reception, vs. Kansas State ... two receptions for 17 yards vs.

Colorado and at Kansas.

□ **As a freshman in 1998:** Lettered as a true freshman, seeing action in 10 games, including work on special teams.

□ **Personal:** Invited to play in the 1998 Iowa Shrine Bowl after his senior year at Ogden (Iowa) High School ... received first-team all-Iowa recognition from the *Des Moines Register* and second-team honors from the Iowa Newspaper Association ... first-team all-Mid-Iowa selection ... all-conference receiver ... led Ogden to a 7-3 record and a berth into the class 2-A playoffs in 1997 ... led team in scoring with 12 touchdowns and seven two-point conversions ... second on the squad in rushing with 695 yards on 85 carries, averaging 8.5 yards per carry ... caught 24 passes for 462 yards and eight touchdowns ... defensively, recorded 71 tackles, 12 tackles for loss, 2 fumble recoveries, 2 interceptions, and 1 blocked punt as a senior ... second-team all-conference linebacker as a junior, making 55 tackles, including eight tackles for a loss, and one interception ... team finished with a 9-2 mark in 1996, losing in the quarterfinals of the Iowa state playoffs ... earned four letters in prep football career ... lettered three times in basketball, earning 1997 unanimous all-conference honors ... voted the basketball team's most valuable player ... *holds school basketball record for most single-game points (43)* ... led the conference in basketball scoring, averaging 21 points per game ... earned four letters in track and field, qualifying for the Iowa state meet on the school's 4x800-meter and 4x400-meter relay squads in 1996 and in the 4x400-meter relay in 1997 ... sports management major ... born November 5, 1979 in Mason City, Iowa. □

# Free Agents

## Jonathan Adams 38



**Running Back**  
5-11 □ 217 □ Rookie  
Arkansas State  
DOB: January 26, 1979  
Osceola, Arkansas

□ **General:** Two-year starter became only the second player in school history to rush for over 1,000 single-season

yards twice ... played in 42 games (29 starts), accumulating 3,005 yards and 17 touchdowns on 668 carries plus 30 pass receptions for 271 yards and another touchdown.

□ **As a senior in 2001:** Earned all-Sun Belt Conference second-team honors with 233 rushes for 1,004 yards and five touchdowns ... also caught 16 passes for 103 yards ... 173 rushing yards on 30 carries vs. Mississippi ... bettered that mark four games later vs. New Mexico State with 31 attempts for a career-best 189 yards.

□ **As a junior in 2000:** First player in Arkansas State history to be nominated for the Doak Walker Award, the annual award for the nation's top college running back ... in first year as a full-time starter, collected 1,004 rushing yards on 202 carries with six touchdowns plus 15 receptions for 126 yards ... outstanding effort with 9.6-yard rushing average on 19 attempts for 183 yards vs. New Mexico State, including a 70-yard touchdown run.

□ **As a sophomore in 1999:** Despite just two starting roles, rushed for over 100 yards four times in 10 appearances ... overall gained 680 yards on 145 carries with six touchdowns and caught two passes for 32 yards.

□ **As a freshman in 1997:** Started five of 10 contests, rushing for 317 yards on 88 carries ... missed first two games following spring leg surgery.

□ **Personal:** First *Parade Magazine* all-America selection to sign with Arkansas State following standout prep career at Osceola (Ark.) High School ... 6,714 career rushing yards ... 88 touchdowns in four-year prep career, an Arkansas state record ... 2,227 rushing yards with 38 touchdowns as a senior, 2,415 yards and 27 six-pointers as a junior, 1,945 yards as a sophomore ... sports management major at Arkansas State ... born January 26, 1979 in Osceola. □

## Damien Anderson 20



**Running Back**  
5-11 □ 212 □ Rookie  
Northwestern  
DOB: July 17, 1979  
Wilmington, Ill.

□ **General:** Compact, well-defined frame ... quick runner with excellent receiving skills, he also excelled in the

classroom, graduating from Northwestern in June, 2001 with a bachelor's degree in communications ... *1,053 carries for 4,485 yards (4.3-yard average) and 38 touchdowns, shattering the previous school career records of 787 attempts for 3,793 yards and 35 scores by Darnell Autry (1994-96) ... 4,485 career rushing yards are the sixth-best career total in Big Ten Conference history ... added 502 yards on 58 catches (8.7-yard average) and 284 yards on 11 kickoff returns (25.8-yard average) ... 5,271 all-purpose yards broke the Wildcat all-time record of 4,609 yards by Autry.*

□ **As a senior in 2001:** Returned to Northwestern for senior season instead of opting for NFL Draft following junior campaign when he was considered a likely first-round draft choice ... started first eight games, but season cut short by dislocated left shoulder in third quarter vs. Indiana in the Wildcats' eighth game ... missed N.U.'s final three outings ... led the team with 172 carries for 757 rushing yards (4.4-yard average), including eight touchdowns, a 1,040-yard, 11-touchdown pace ... 107 receiving yards on 13 catches (8.2-yard average) and returned 11 kickoffs for 284 yards (25.8-yard average) ... averaged 143.5 all-purpose yards per game ... rushed for 113 yards on 28 carries vs. Nevada-Las Vegas ... gained 61 yards on three catches and 189 yards on 23 attempts vs. Duke ... rushed 28 times for 75 yards and caught four passes for 19 yards vs. Michigan State ... 80 rushing yards on 21 carries vs. Ohio State included an eight-yard touchdown ... 22 rushes for 86 yards and a four-yard score vs. Minnesota ... 94 yards on 20 carries with a three-yard touchdown, 10 yards on a catch, and 87 yards on three kickoff returns vs. Penn State ... 17 rushes for 72 yards and a one-yard score vs. Purdue ... 51 yards on 13 carries and 108 yards on four kickoff returns vs. Indiana.

(Damien Anderson continued on page 162)

(Damien Anderson continued from page 161)

□ **As a junior in 2000:** *Finished fifth in voting for the Heisman Trophy ... Doak Walker Award finalist ... Football Writers Association, Walter Camp, Football News, CNN/SI, and The Sporting News first team all-America ... Football News offensive player-of-the-year finalist ... only unanimous all-Big Ten Conference first-team pick by both the league's coaches and media ... broke Michigan State's Lorenzo White's Big Ten rushing record for yards in conference games with 1,549 yards ... also broke White's conference yards-per-game mark with a 193.6-yard average ... set Northwestern single-season records for rushing (2,063 yards), yards per game (171.9), points (138), touchdowns (23), all-purpose yards (2,195), and yards per carry (6.6 yards) ... also set Wildcat single-game yards-per-carry mark (8.8 yards) vs. Michigan ... rushed for more than 200 yards in a game four times ... only back in school history to rush for 200 yards in back-to-back games (twice) ... set Northwestern records for rushing yards in two consecutive (511 vs. Michigan State and Indiana), three consecutive (685 vs. Wisconsin, Michigan State, and Indiana), four consecutive (809 vs. Minnesota, Michigan, Iowa, and Illinois), and five consecutive (1,064 vs. Michigan State, Indiana, Purdue, Minnesota, Michigan) games ... scored four touchdowns in a game twice (Indiana and Illinois) ... set single-season school records for most touchdowns in consecutive games (six), most games scoring a touchdown (11), and games scoring two or more touchdowns (eight) ... also set season and career records for consecutive contests scoring a touchdown (nine) ... boasts the third (292 vs. Indiana), fourth (268 vs. Michigan), sixth (230 vs. Minnesota), and ninth best (219 vs. Michigan State) rushing days in N.U. history ... named Big Ten offensive player-of-the-week twice (Indiana and Michigan State) ... USA Today.com national player-of-the-week after the Wisconsin game ... named offensive player-of-the-game twice and big playmaker three times ... added 132 yards on 19 receptions (6.9-yard average) ... gained 88 yards on 20 rushes with four and seven-yard scores vs. Northern Illinois ... rushed 21 times for 187 yards, including 56- and 66-yard touchdowns, vs. Duke ... amassed 174 yards on 21 carries with a 69-yard scoring scamper vs. Wisconsin ... carried 25 times for 219 yards, including 32- and 41-yard touchdowns, vs. Michigan State ... rushed for 292 yards on 36 attempts, scoring on runs of 1, 73, 15, and 2 yards vs. Indiana ... gained 55 yards on 17 carries and scored a one-yard touchdown vs. Purdue ... amassed 230 yards and a pair of one-yard scores*

on 34 rushes vs. Minnesota ... rushed 31 times for 268 yards and touchdowns of seven and 45 yards vs. Michigan ... gained 128 yards on 31 carries and caught five passes for 75 yards vs. Iowa ... rushed 39 times for 179 yards, including 21-, 1-, and 10-yard touchdowns vs. Illinois ... rushed for 240 yards and a 69-yard touchdown on 20 carries vs. Nebraska in the Alamo Bowl.

□ **As a sophomore in 1999:** *Second-team all-Big Ten Conference selection by the media, adding honorable mention from the league's coaches ... team's leading rusher with 1,128 yards on a Big Ten-leading 306 carries (3.7-yard average) ... scored three times ... caught 16 passes for 184 yards (11.5-yard average) ... finished fourth in the Big Ten and 25th in the nation in rushing yards (102.5 yards per game), and fifth in the Big Ten and 44th in the nation in all-purpose yards (119.3 yards per game) ... rushed for over 100 yards five times ... rushed for 129 yards on 32 carries vs. Miami (O.) ... 29 rushes for 98 yards and a game-winning one-yard score vs. Texas Christian ... gained 150 yards on 38 totes vs. Purdue ... carried 18 times for 91 yards and a four-yard touchdown vs. Indiana ... amassed a **season-high 162 yards on 42 carries vs. Iowa** ... gained 102 yards and an eight-yard touchdown on 26 carries vs. Wisconsin ... rushed for 123 yards on 25 attempts vs. Illinois.*

□ **As a freshman in 1998:** *Played in every game as a redshirt freshman, starting six contests ... team's leading rusher with 537 yards on 164 carries (3.3-yard average) and four touchdowns ... 79 yards on 10 catches (7.9-yard average) ... 103 yards and two touchdowns on 28 carries vs. Nevada-Las Vegas ... scored on a 36-yard run, adding 67 yards on 12 rushes vs. Duke ... ran for 51 yards and a one-yard touchdown on 14 carries vs. Iowa.*

□ **Personal:** *USA Today all-America honorable mention at Wilmington (Ill.) High School ... Football Report all-America pick and all-Illinois honoree by the Chicago Sun-Times ... named Midwest player-of-the-year by the Champaign Gazette ... SuperPrep Midwest offensive player-of-the-year ... all-conference junior and senior seasons ... elected all-area by the Daily Journal and Joliet Herald after his junior and senior seasons ... rushed for 2,002 yards and 37 touchdowns as a senior ... **37 touchdowns moved him into sixth place ahead of Red Grange on the state of Illinois' single-season prep scoring list** ... set team records for most yards in one game (277), yards per carry (8.7), and most touchdowns in a game (five) ... also lettered in track and wrestling ... honor roll member ... communication studies major ... born Damien Ramone Anderson on July 17, 1979 ... resides in Wilmington, Illinois. □*

## Kurt Anderson 73



**Guard**  
**6-4** □ **313** □ **Rookie**  
**Michigan**  
**DOB: Aug. 6, 1978**  
**Evanston, Ill.**

□ **General:** Late bloomer who moved into the starting lineup as a senior ... played in nine games for the Wolverines

before his final campaign.

□ **As a senior in 2001:** Recipient of the Hugh H. Rader Memorial Award, given to the team's top offensive lineman ... all-Big Ten Conference honorable mention ... started every game at center ... led a front wall that paved the way for an offense that averaged 359.3 yards per game.

□ **As a junior in 2000:** Limited action vs. Bowling Green, Rice and Indiana.

□ **As a sophomore in 1999:** Played defensive tackle vs. Rice and at left guard vs. Northwestern.

□ **As a redshirt freshman in 1998:** Played in four games as a reserve defensive tackle ... made a solo tackle vs. Hawaii.

□ **As a freshman in 1997:** Redshirted.

□ **Personal:** Three-year starter, seeing action at center, tight end, flanker, split end, inside linebacker, outside linebacker, and long-snapper at Glenbrook (Ill.) South High School in Chicago's north suburbs ... 340 tackles with 14 sacks and nine interceptions, adding 33 catches for 594 yards and 13 touchdowns during his career ... all-Illinois and *Parade Magazine* all-America as a senior ... sports management and communications major, enrolled in the division of kinesiology ... brother, Erik, was a 1991 all-America linebacker and Butkus Award winner at Michigan ... born Kurt Kristoffer Anderson on August 8, 1978 in Evanston, Illinois ... resides in Glenbrook, Illinois. □

## Charles Burton 51



**Outside Linebacker**  
**6-1** □ **240** □ **Rookie**  
**Syracuse**  
**DOB: May 6, 1979**  
**Sugarland, Tex.**

□ **General:** Moved to outside linebacker from strong safety during 2001 spring practice ... member of the

spring 1999 athletic director's honor roll ... 118 tackles (77 solos) during his career.

□ **As a senior in 2001:** Played in all 13 games, starting 12 ... one of 35 players to participate in every game ... played on field goal and point-after-touchdown defense and punt coverage special-teams units ... 55 tackles in 2001 ... seven tackles, including six solo, in first collegiate start against Georgia Tech in the Kickoff Classic ... six tackles and one for a loss at Tennessee ... 2 tackles, including one for a loss of three yards, 1 pass deflection, and 1 quarterback hurry against Central Florida ... six tackles and two tackles for a loss against Auburn ... seven solo tackles and one pass break-up against East Carolina ... six stops at Rutgers ... three tackles and a quarterback hurry at Pittsburgh ... 7 tackles, 1 tackle for a loss, and 1 pass deflection against Temple ... three solo tackles, including one for a loss, and one quarterback hurry at Virginia Tech ... three tackles, including one for a loss, at Miami, his only non-start of the season ... five tackles against Boston College ... four total tackles and two tackles for a loss in the Insight.com Bowl.

□ **As a junior in 2000:** Appeared in all 11 games, starting one ... one of 26 players to participate in every game ... tied a season best with six tackles, including a career-high four assisted tackles ... season-high six tackles and added one pass breakup at Cincinnati ... three stops against Miami.

□ **As a sophomore in 1999:** Played in seven games ... six tackles, including one for a loss of nine yards ... one-half sack against West Virginia.

□ **As a freshman in 1998:** Played in 11 games at strong safety, starting two ... seven tackles (four solo) and one pass break-up in first collegiate start against Cincinnati ... nine solo tackles in his other start at Boston College ... four tackles and one-half sack for a 10-yard loss at Temple ... deflected two passes against West Virginia ... three tackles and one pass break-up against Miami ... three tackles in the Orange Bowl.

□ **Personal:** Named first team all-district as a senior quarterback at Austin (Tex.) High School ... all-district and sophomore-of-the-year on defense ... offensive most valuable player ... 700 yards and nine touchdowns rushing, 600 yards and four scores passing, as a senior ... as a sophomore, tallied 93 tackles, 2 interceptions, 4 pass break-ups, 3 fumbles caused, and 2 recovered fumbles ... three-year letterman in football ... earned four varsity letters in track and field and one in baseball ... father, Charles, played football at Virginia State ... majored in child and family studies ... wife Nicole ... born Charles Lloyd Burton on May 6, 1979, in Richmond, Va. □

(Free Agents continued on page 164)

# Dan Dawson

# 46



## Strong Safety

6-2  210  Rookie

## Rice

DOB: March 28, 1975

Bauxite, Ark.

**General:** Exemplary student-athlete ... former high school quarterback made rapid adjustment to outside line-

backer ... will shift to safety at the pro level ... made a remarkable recovery from a fractured right tibia and fibula in 1999 ... finished career with 318 total tackles (175 solos) ... 33 stops behind the line of scrimmage rank fourth on the school's career list behind Alonzo Williams (35, 1989-92), Matt Sign (36, 1989-92), and Larry Izzo (46, 1992-95) ... **13 interceptions rank second in Rice annals to Bruce Henley (15, 1971-73) ... 352 yards on interception returns shattered the previous school career record of 200 yards by Huey Keeney (1945-48) ... four interception returns for touchdowns also set a Rice career record.**

**As a senior in 2001:** All-America third team and all-Western Athletic Conference (W.A.C.) first-team selection by the National Sports Bureau ... started 11 games at the "bandit" (weak-side outside linebacker) position ... third on the team with 82 tackles (52 solos) ... three sacks for -20 yards and 10 stops for losses of 31 yards ... intercepted three passes for 116 yards and a pair of touchdowns ... deflected four passes and credited with a pair of quarterback pressures ... recovered three fumbles and caused two others ... recovered a pair of fumbles and a stop for three-yard loss vs. Duke ... caused a fumble and posted 12 hits vs. Nebraska ... returned an interception 74 yards for a touchdown while delivering 13 tackles (12 solos) with two sacks for -13 yards and four stops for -16 yards vs. Hawaii ... left early in the first quarter with a knee sprain vs. Boise State ... did not play (knee) vs. Navy ... seven tackles with a stop for a two-yard loss and a fumble recovery vs. Nevada ... a stop behind the line of scrimmage and eight tackles vs. Louisiana Tech ... 10 tackles with a seven-yard sack and two stops for losses of eight yards vs. Fresno State ... 13-tackle performance (10 solos) vs. Tulsa ... caused a fumble and returned an interception 10 yards vs. Texas-El Paso ... closed career with a 32-yard interception return for a touchdown and seven tackles vs. Southern Methodist.

**As a junior in 2000:** All-America third-team choice by the Sports Exchange ... all-Western

Athletic Conference first-team pick ... won the George Martin Award as the Owls' most valuable player ... shared the Jess Neely defense award with safety Travis Ortega as the Owls' top defensive backs ... earned W.A.C. player-of-the-week honors vs. Southern Methodist and Hawaii ... ***tied Henley's 1972 school single-season record with seven interceptions and broke another season mark with 206 yards in returns ... tied for team lead with 88 tackles (33 solos), including nine stops for -22 yards ... caused and recovered a fumble ... also deflected a pair of passes ... opened the season with a nine-tackle performance vs. Houston ... seven hits, including one behind the line of scrimmage, vs. Michigan ... six tackles and a pass deflection vs. Oklahoma ... shifted to strong safety, making five tackles vs. Tulsa ... 1 blocked a kick, 1 recovered fumble, 1 deflected pass, and 8 tackles vs. San Jose State ... 1 caused fumble, 10 tackles, 1 deflected pass, and 1 intercepted for an 11-yard return vs. Fresno State ... 3 interceptions for 48 yards in returns, 3 stops for -10 yards, and 4 total tackles vs. Hawaii ... 15 tackles with a stop behind the line of scrimmage vs. Texas Christian ... set up a scoring drive with a 68-yard interception return, had a 35-yard interception return for a touchdown, deflected two passes, and made five solo tackles, including one for a six-yard loss, vs. Southern Methodist ... followed with 10 tackles vs. Texas-El Paso ... nine tackles with a stop for a loss vs. Nevada.***

**As a sophomore in 1999:** Named first team all-W.A.C. by the *Dallas Morning News* and *Football News*, second team by the *Houston Chronicle* ... 67 tackles (38 solos) to rank fourth on the squad despite missing the last 10 quarters of action with a broken right leg ... eight-yard sack and eight stops for -31 yards ... caused two fumbles and recovered another ... also deflected a pair of passes ... season-high 15 tackles, including four for -15 yards, vs. Houston ... 10 tackles with 1 eight-yard sack, 1 interception, and 1 recovered fumble vs. Tulsa ... 10-tackle performance vs. Michigan ... returned an interception 30 yards for a touchdown, made four solo tackles, and deflected a pass vs. Texas Christian ... blocked a field-goal attempt and notched six tackles before suffering a right fibula and tibia fracture vs. Southern Methodist ... did not play (leg) vs. Fresno State and Texas-El Paso.

**As a redshirt freshman in 1998:** All-Western Athletic Conference honorable mention ... appeared in every game, starting the final eight ... team-high 81 tackles (52 solos) with six stops for -18 yards ... recovered a fumble and caused two others ... three pass deflections and an interception ... came off the bench to make 10 solo

tackles with a stop behind the line of scrimmage vs. Northwestern ... in **first career start vs. Texas**, responded with seven tackles and a pass break-up ... nine tackles, including a pair of stops for losses of nine yards, vs. San Jose State ... 11 tackles and **first career interception vs. Wyoming** ... followed with an eight-tackle effort vs. Colorado State ... season-high 14 tackles vs. Texas Christian ... 11 tackles vs. Nevada-Las Vegas ... **team's biggest play of the year when he recovered a fumble and raced 100 yards for a touchdown against the Rebels.**

□ **As a freshman in 1997:** Redshirted.

□ **Personal:** Three-year starter, two-time all-Arkansas selection, and 1996 Arkansas AP Super Team choice at Bauxite (Ark.) High School ... player-of-the-year as a senior ... voted the 5A South outstanding back and the *Arkansas Democrat-Gazette's* Class A player-of-the-year ... **honored in 2000 as the state's Class A player-of-the-decade by the Democrat-Gazette** ... 12 interceptions, returning two for touchdowns, on defense ... on offense, carried the ball 135 times for 1,516 yards and 22 touchdowns ... completed 50 of 90 pass attempts for 1,168 yards and 20 touchdowns as quarterback with just two interceptions ... career numbers include 25 total defensive interceptions, 2,526 rushing yards, 48 rushing touchdowns, 2,312 passing yards, and 34 touchdowns passing ... team finished his senior season with a perfect 15-0 record and won the class A state title ... also played baseball and basketball ... baseball team won the district title his senior year ... member of the National Honor Society ... voted the National Football Foundation scholar-athlete-of-the-year ... senior class president ... Boy's State delegate ... kinesiology major with a 3.13 grade-point average ... **father, Fred, played baseball in the New York Yankees organization (1967-68)** ... born Dan Wells Dawson on June 13, 1978 in Mountain Home, Arkansas ... resides in Bauxite, Arkansas. □

## Tim Duncan



### Kicker

**6-2** □ **213** □ **Rookie**  
**Oklahoma**  
**DOB: June 12, 1979**  
**Clinton, Okla.**

□ **General:** One of the finest college kickers in the nation last year ... the athletic kicker, a fearless tackler on

special teams, also can fill in as an emergency punter ... **boasts rushing and receiving touch-**

**downs as a Sooner** ... fourth on Oklahoma's career list with 297 points ... only R.D. Lasher (320, 1987-90) has scored more points among Oklahoma kickers ... **44 of 65 field-goal attempts for the Sooners, breaking Tim Lasher's school record of 43 three-pointers (1983-86)** ... successful on 153 of 158 extra-point tries ... only Tim Lasher (168) and R.D. Lasher (194) had more conversions in Oklahoma annals.

□ **As a senior in 2001:** Associated Press all-Big 12 Conference honorable mention ... handled field goal, placement, and kickoff duties ... scored 95 points on 20 of 28 field-goal attempts and 45 of 47 extra-point tries ... **111 points broke his own single-season record of 98 in 2000** ... **20 field goals broke the school record of 16 by Scott Blanton (1992)** ... ran once for a 10-yard touchdown and recorded two tackles while causing a fumble on kickoff returns ... kicked off 77 times, with only 33 returns ... kicked 22- and 25-yard field goals with five points after touchdown, six touchdowns on kickoffs, and a solo tackle vs. North Carolina ... eight kickoffs resulted in touchdowns and made 27-, 26-, and 47-yard field goals and five conversions vs. Air Force ... 42-yarder field goal with four conversions and four touchdowns vs. North Texas ... 33-yard three-pointer, five conversions, and four touchdowns vs. Kansas State ... four touchdowns, five conversions, and a 33-yarder vs. Kansas ... caused a fumble on a kickoff and had a 31-yard pooch punt downed at the 31-yard line vs. Texas ... 2 field goals of 19 and 31 yards, 3 points after touchdown, and 5 touchdowns vs. Baylor ... 7 points-after-touchdown, 3 field goals of 40, 25 and 42 yards, and 5 touchdowns vs. Tulsa ... **scored 10-yard rushing touchdown after taking a lateral from holder Matt McCoy on a fake field goal vs. Texas A&M** ... added 25-, 42-, and 30-yard field goals vs. Texas Tech ... closed career with a 32-yard field goal and a point after touchdown vs. Arkansas in the Cotton Bowl.

□ **As a junior in 2000:** One of the best kickers in the Big 12 Conference ... **amassed Oklahoma single-season record for kickers with 98 points, connecting on 13 of 21 field goals and 59 of 60 conversions** ... only Tim Lasher (60, 1986) had more extra points in a season for the Sooners ... also recorded three tackles ... opened the season with a pair of 22-yarders and seven points-after-touchdown vs. Texas-El Paso ... 26-yard field goal and six conversions vs. Arkansas State ... 39- and 37-yarders with four conversions vs. Kansas ... nine conversions vs. Texas ... field goals of 24 and 40 yards and seven points after touchdown vs. Kansas State ... 27- and 31-yard field goals along with three conversions vs. Texas A&M ... 46- and

(Tim Duncan continued on page 166)

(Tim Duncan continued from page 165)

33-yard field goals with three conversions and a solo tackle vs. Kansas State in the Big 12 championship game ... 27- and 42-yarders vs. Florida State in the Orange Bowl.

□ **As a sophomore in 1999:** Won the kicking battle late in fall practice ... scored 88 points on 11 of 16 field-goal attempts and 49 of 51 extra-point tries ... also made an assisted tackle ... 25- and 26-yard three-pointers with five conversions vs. Baylor ... 28- and 43-yard field goals, a pair of conversions, and a four-yard touchdown reception on a fake field goal vs. Texas ... three field goals, including a pair of 27-yarders, and six conversions vs. Texas A&M ... three conversions, a tackle, and a 27-yard field goal vs. Colorado ... 34-yard field goal with a pair of points after touchdown vs. Mississippi in the Independence Bowl.

□ **As a freshman in 1998:** Redshirted in his first year at Oklahoma under NCAA transfer rules.

□ **As a freshman in 1997:** Handled place-kicking chores at Kentucky State, making nine of 12 field-goal attempts.

□ **Personal:** Played four positions—kicker, punter, wide receiver and defensive back—at Clinton (Okla.) High School ... team went undefeated and won the Oklahoma state championship his senior season ... named to the all-district team as a junior ... all-Oklahoma alternate in both football and soccer as a senior ... lettered in football, basketball, soccer, and track ... communications major ... born June 12, 1979 in Tulsa, Oklahoma. □

## Justin Gallimore 25



**Cornerback**  
5-10 □ 197 □ Rookie  
Colorado State  
DOB: Aug. 17, 1978  
Denver, Colo.

□ **General:** Began collegiate career at Northern Colorado ... transferred to Colorado State in 1999, earning a starting job at right cornerback ... 189 career tackles (134 solos) and six interceptions in 33 games.

□ **As a senior in 2001:** All-Mountain West Conference first-team pick by *Football News* ... started every game, recording 71 tackles (49 solos) with a three-yard sack and five stops for -22 yards ... intercepted three passes ... career-high 14 tackles vs. Air Force ... picked off a pass vs. Nevada ... another interception and three tackles vs. Wyoming ... 10 hits vs. Louisville ... named most valuable player of the New Orleans Bowl vs. North Texas with 5 tackles, 1 blocked punt he recovered for a

touchdown, and 1 pass deflection.


□ **As a junior in 2000:** First team All-Mountain West Conference ... 59 tackles (47 solos) with a five-yard sack, 3 interceptions, and 8 stops for -19 yards ... returned an interception 63 yards for a touchdown and posted eight tackles vs. Wyoming ... seven hits vs. Colorado ... four stops vs. Louisville in the Liberty Bowl.

□ **As a sophomore in 1999:** Started all year in his first season with the team, recording 59 tackles (38 solos) with a pair of sacks and two stops for -22 yards ... seven tackles vs. Air Force ... eight tackles vs. UNLV.

□ **As a freshman in 1998:** Redshirted after transferring from Northern Colorado.

□ **Personal:** Lettered four times in football and three times in track at Wheat Ridge (Colo.) High School ... four-time all-conference pick in football, twice adding all-Colorado honors ... returned three kickoffs for touchdowns as a freshman ... communications major ... twin brother, Jason, was a teammate and defensive back at Colorado State (1999-2001) ... resides in Wheat Ridge, Colorado ... wife Crystal ... born Justin Russell Gallimore on September 17, 1978 in Denver, Colorado. □

## Steve Grace 64



**Center**  
6-3 □ 296 □ Rookie  
Arizona  
DOB: Feb. 13, 1979  
Honolulu, Hawaii

□ **General:** Mainstay on the Wildcats' offensive line ... three-year starter, spending the early part of his career at left guard before shifting to center as a senior.

□ **As a senior in 2001:** Started every game, lining up at center for the first six contests before shifting to left guard for the rest of the season ... helped the offense average 392.4 yards per game.

□ **As a junior in 2000:** Only played in the Ohio State game ... reinjured his left shoulder (originally hurt during fall drills) in that contest, missing the rest of the year.

□ **As a sophomore in 1999:** All-Pac-10 Conference second team ... started every game at left guard ... *helped the Wildcats set a Pac-10 Conference single-season record of 5,663 yards in total offense.*

□ **As a redshirt freshman in 1998:** Started every game at left guard ... also served as the backup center.

□ **As a freshman in 1997:** Redshirted, earning the scout team's Champion Award as its top offen-

sive lineman.

□ **Personal:** All-Hawaii offensive lineman at Kamehameha High School in Honolulu ... three-year starter ... *won the Hawaii state heavyweight wrestling title in 1997* ... economics major ... born Steven Kanoeau Grace on February 13, 1979 ... resides in Honolulu, Hawaii. □

## Anthony Green 49



**Fullback**  
**6-2** □ **245** □ **First Year**  
**West Virginia**  
**DOB: May 13, 1977**  
**Jersey City, N.J.**

□ **Pro Career:** Signed as free agent with Arizona on June 25, 2002 after release by N.Y. Giants on April 26 ...

previously joined Seattle as rookie free agent on April 24, 2000 ... rushed four times for nine yards during preseason action before training-camp release ... signed with Giants on April 27, 2001 ... spent first seven games on 53-man roster but was inactive ... waived Nov. 4 and signed to practice squad Nov. 14 ... elevated to 53-man roster Dec. 3, released Dec. 9, re-signed to practice squad Jan. 2 ... did not see any regular-season action.

□ **College/Personal:** Played collegiately at West Virginia, primarily as a blocking back for current Pittsburgh Steeler tailback Amos Zereoue ... as a senior, gained 68 yards on 18 rushing attempts and caught 10 passes for 69 yards ... attended Lincoln High School in native Jersey City, N.J. ... born May 13, 1977. □

## Quentin Harris 29



**Free Safety**  
**6-1** □ **214** □ **Rookie**  
**Syracuse**  
**DOB: Jan. 26, 1977**  
**Wilkes Barre, Pa.**

□ **General:** Unheralded athlete manned free safety since midway through his freshman year at Syracuse ...

started 39 of 42 regular-season games ... finished career with 327 tackles (183 solos), 4 forced fumbles, and 4 fumble recoveries ... 10 interceptions rank ninth on the school's career-record list ... 212 interception return yards surpassed only by Tommy Myers (218, 1969-71).

□ **As a senior in 2001:** All-America honorable mention and all-Big East Conference first-team

selection by the National Sports Bureau, adding second-team all-Big East honors from the league's coaches ... team defensive captain ... started all year at free safety, leading the team with a career-high 126 tackles (61 solos) with three stops behind the line of scrimmage ... *126 tackles broke the school single-season record for defensive backs set by Donovan Darius (119 in 1997)* ... intercepted four passes for 42 yards and deflected 12 others ... pair of fumble recoveries and three forced fumbles ... also performed on the field goal, point-after-touchdown defense, kickoff coverage and return special-teams units ... batted a pass out of receiver Kelly Campbell's hands near the goal line and posted 12 hits (five solos) in the Kickoff Classic vs. Georgia Tech ... 1 caused fumble on a crunching hit to tailback Travis Stephens, 14 tackles (10 solos), 2 deflected passes, and 1 interception vs. Tennessee ... 1 interception, 3 pass break-ups, and 9 tackles (five solos) vs. Central Florida ... recovered a fumble by Auburn receiver Justin Fesko to set up a Syracuse field goal, delivered 11 tackles (eight solos), and deflected a pass ... 8 hits, 1 pass deflection, 1 27-yard interception return, and 1 forced fumble vs. East Carolina ... seven-tackle performance vs. Rutgers ... 1 interception for 15 yards, 2 deflected passes, 14 tackles (five solos), and 1 recovered fumble to set up a 27-yard touchdown pass from quarterback Troy Nunes to Maurice Jackson vs. Pittsburgh ... 12 tackles (six solos), 1 pass deflection, and 1 fumble recovery to set up a one-yard touchdown run by James Mungro ... also made a key block on a punt return to spring Jamel Riddle for a 51-yard touchdown runback vs. Virginia Tech ... brought down tailback Avon Colbourne twice behind the line of scrimmage and registered 15 tackles (10 solos) vs. West Virginia ... 11-tackle (10 solos) effort vs. Miami ... eight tackles, including one that stopped tailback William Green for a loss, vs. Boston College.

□ **As a junior in 2000:** Started nine games at free safety, missing the East Carolina (left shoulder separation) and West Virginia (right knee medial collateral ligament sprain) contests ... 55 tackles (34 solos) with a stop for a two-yard loss ... intercepted a pass and deflected six others ... opened the season in explosive fashion, *returning a fumble recovery 91 yards for a touchdown (school record)* while delivering nine tackles (eight solos) with a stop for a two-yard loss vs. Buffalo ... eight-tackle performance and deflected a pair of passes vs. Brigham Young ... eight tackles (six solos) vs. Pittsburgh ... four hits in both games vs. Virginia Tech and Cincinnati ... 1 interception, 2 deflected passes, and 13 tackles (five solos) vs. Temple ...

(Quentin Harris continued on page 168)

(Quentin Harris continued from page 167)

eight tackles (seven solos) vs. Miami ... broke up a pair of passes vs. Rutgers.

❑ **As a sophomore in 1999:** Started every game at free safety, ranking second on the team with 97 tackles (57 solos), including three stops for -20 yards ... intercepted a pair of passes for 42 yards in returns and deflected four others ... team-high 13 tackles (seven solos) vs. Virginia Tech ... set up scoring drives with interception returns of 29 and 13 yards vs. Tulane ... eight hits, including one for an 11-yard loss, vs. Central Michigan ... stop for a five-yard loss and 12 tackles (six solos) vs. Michigan ... eight-tackle performance vs. Miami ... 1 fumble, 1 deflected pass, and 5 tackles vs. Kentucky in the Music City Bowl.

❑ **As a redshirt freshman in 1998:** Played in 10 games, starting the final seven contests and the Orange Bowl at free safety ... ranked fifth on the team with 49 tackles (31 solos), including four stops for losses of eight yards ... returned three interceptions for 128 yards and a touchdown ... pair of pass deflections ... caused and recovered a fumble ... made pair of tackles vs. Michigan in first collegiate action ... recovered a fumble and posted three hits vs. Rutgers ... *first career start*, responding with eight tackles (seven solos) to earn East Coast Athletic Conference (ECAC) rookie-of-the-week accolades vs. Cincinnati ... interception returns of 63 (touchdown) and 18 yards, earning ECAC player-of-the-week honors vs. Boston College ... caused a fumble plus 10 tackles (seven solos) vs. West Virginia ... 47-yard interception return, 1 pass deflection, and 8 tackles vs. Temple ... seven-tackle (five solos) effort vs. Miami ... 1 deflected a pass, 2 stops for minus four yards, and 17 total tackles (eight solos) vs. Florida in the Orange Bowl.

❑ **As a freshman in 1997:** Redshirted.

❑ **Personal:** *USA Today* all-America honorable mention, adding all-Pennsylvania accolades as a junior and all-area recognition four times at Wilkes-Barre (Pa.) High School ... as a senior, scored 10 touchdowns, 316 yards receiving, 45 tackles, and 3 interceptions ... 35 touchdowns, 1,523 receiving yards, and 12 interceptions in four-year prep career ... information studies major ... member of the 1998 spring and 2000 fall athletic director's honor roll ... son of William Harris and Yolanda and Clinton Harrison ... born Quentin Hugh Harris on January 26, 1977 in Wilkes-Barre, Pennsylvania. ❑

## Robert Haws 74



**Tackle**

**6-8 ❑ 320 ❑ Rookie**

**Northern Arizona**

**DOB: March 7, 1977**

**Canyon, Tex.**

❑ **General:** Three-year starter at Northern Arizona, site of Cardinals' annual summer training camp ... redshirted

his first year, then spent two years (1996-97) on a Mormon mission before returning to finish career.

❑ **As a senior in 2001:** All-Big Sky Conference first-team selection ... all-America honorable mention by *Football Gazette* ... named team's offensive player-of-the-year ... started at left tackle in all 11 regular-season games and one playoff contest ... member of offensive line that produced 201.9 yards-per-game rushing ... offense ranked second in the conference, 25th in Division I-AA ... line paved way for 11 100-yard rushing performances, including two games with two 100-yard rushers.

❑ **As a junior in 2000:** Named to athletic director's honor roll ... action in 11 games with nine starts ... offensive line led way for 1,720 rushing yards, good for third in conference, and the school's eighth 1,000-yard rusher.

❑ **As a sophomore in 1999:** Shortened second season ... started first two contests, then sustained fractured leg at New Mexico and was sidelined for duration of season.

❑ **As a redshirt freshman in 1998:** Started all 11 games at left tackle ... allowed only one quarterback sack ... earned honorable mention All-Big Sky Conference notice.

❑ **As a freshman in 1995:** Redshirted.

❑ **Personal:** Three-sport letter winner at Round Valley High School in the mountains of Northern Arizona ... in addition to football accomplishments, earned all-Arizona honors in basketball and class 3A east region most valuable player ... he and wife, Marci, have a daughter, Makenli ... *younger brother, Lee, is sophomore fullback at Northern Arizona* ... one of eight children ... *father, Willis, was all-America at West Texas State (now Texas A&M-Kingsville) ... brother, Willis, Jr., played football at Brigham Young* ... criminal justice major ... born March 7, 1977 in Canyon, Texas. ❑

## Eric Joyce

27



**Cornerback**  
**5-10** **200** **Rookie**  
**Tennessee State**  
**DOB: Jan. 21, 1978**  
**Nashville, Tenn.**

□ **General:** Returned to the gridiron as a senior in 2001 after missing the 2000 season due to academic ineligibility

... started 35 of 38 appearances for the Tigers, recording 108 tackles (89 solos), 4 interceptions, and 30 pass deflections.

□ **As a senior in 2001:** All-Ohio Valley Conference second-team selection ... returned to the starting lineup after a year away from football, recording 31 tackles (25 solos) with a stop for a four-yard loss ... recovered and caused a fumble ... intercepted three passes for 34 yards in returns and deflected eight passes ... in his first game since 1999, posted season-high eight tackles (six solos) with a stop for a four-yard loss vs. Alabama A&M ... five solo tackles with three pass deflections and a three-yard interception return vs. Florida A&M ... 1 recovered fumble, 1 interception and 31-yard return, and 2 pass deflections vs. Southeast Missouri State ... three solo tackles and fumble caused vs. Tennessee-Martin ... deflected a pass and five solo hits vs. Eastern Illinois ... three tackles and a pass break-up vs. Murray State ... 4 tackles, 1 interception, and 1 pass deflection vs. Tennessee-Chattanooga.

□ **As a junior in 1999:** Started every game, recording 31 tackles (25 solos) with a stop for a 13-yard loss ... intercepted a pass and deflected eight others ... deflected a pair of passes and delivered four tackles (three solos) vs. Alabama State ... four tackles and batted away a pass vs. North Carolina A&T ... six solo tackles with a stop behind the line of scrimmage vs. Murray State ... five tackles and deflected two passes vs. Jackson State.

□ **As a sophomore in 1998:** Played in seven games, recording 13 solo tackles with 1 forced fumble, 1 interception, and 4 pass deflections ... did not play due to a right shoulder labrum tear vs. Jackson State, Florida A&M, Murray State, and Texas Southern ... returned an interception 15 yards vs. Alabama A&M ... six tackles and batted away a pass vs. Eastern Kentucky ... delivered seven tackles vs. Appalachian State in the NCAA Division I-AA playoffs.

□ **As a freshman in 1997:** Appeared in nine games as a true freshman ... 33 tackles (26 solos) with a fumble recovery and led the team with 10

pass deflections ... six tackles with a pair of pass break-ups vs. Eastern Kentucky ... six tackles and recovered a fumble vs. Southeast Missouri State.

□ **Personal:** All-metro, all-Mid-Tennessee, all-region, and honorable mention all-Tennessee as a safety at Whites Creek (Nashville, Tenn.) High School ... named the school's athlete-of-the-year as a senior ... 88 tackles with an interception and seven pass deflections, adding 890 yards and nine touchdowns as a running back in his final year ... lettered three times in basketball, earning all-region and all-Mid-Tennessee accolades ... also lettered twice in track ... computer science major ... born Eric Torzif Joyce on November 24, 1978 ... resides in Nashville, Tennessee. □

## William McCray 45



**Fullback**  
**6-0** **228** **Rookie**  
**Florida State**  
**DOB: Jan. 31, 1979**  
**Jacksonville, Fla.**

□ **General:** Strong on the inside run ... one of only 14 seniors at Florida State in 2001, he was bothered

throughout the second half of the season by injuries ... an excellent athlete who also lined up at tailback during his Seminole career ... finished his career with 103 carries for 285 yards (2.8-yard average) and 18 touchdowns, adding 86 yards on 15 receptions (5.7-yard average) and a score.

□ **As a senior in 2001:** Started the first four games at fullback, appearing in 10 contests ... carried 27 times for 51 yards and five touchdowns ... caught three passes for 22 yards ... *scored Florida State's first touchdown of the season on a two-yard run* and also contributed a seven-yard reception vs. Duke ... four rushes for eight yards and a one-yard score plus nine-yard catch vs. Alabama-Birmingham ... one-yard scoring run vs. Miami ... one-yard score vs. Virginia ... six times for a season-high 18 yards vs. Maryland ... missed most of the Clemson game after suffering a high ankle sprain in the first quarter ... did not play (ankle) vs. North Carolina State ... returned, but saw minimal action vs. Florida ... two-yard touchdown vs. Georgia Tech.

□ **As a medical-redshirted junior in 2000:** Started the first nine games at fullback before spraining an ankle prior to the Clemson game ... led the team with eight rushing touchdowns and ranked fifth on the squad with 131 yards on 45 carries (2.9-yard average) ... also caught four passes

(William McCray continued on page 170)

(William McCray continued from page 169)

ries (2.9-yard average) ... also caught four passes for 22 yards (5.5-yard average) ... rushed for 30 yards on 10 attempts with a pair of scores vs. Maryland ... seven totes for 23 yards and a one-yard touchdown vs. Georgia Tech ... one-yard scoring plunge vs. Duke and North Carolina ... pair of one-yard touchdown runs and caught two passes for 13 yards before leaving the game with a left hamstring strain vs. Virginia ... suffered a left ankle sprain vs. North Carolina State ... did not play due to ankle injury ... re-injured hamstring vs. Clemson, Wake Forest, and Florida.

❑ **As a junior in 1999:** Forced to take a medical redshirt after winning starting fullback duties for the season opener ... rushed three times for eight yards and a touchdown in the opener ... suffered a fracture in his right lower leg during the off week following the Louisiana Tech game ... successful surgery with a plate and five screws inserted to support the ankle ...

❑ **As a sophomore in 1998:** Played in 10 games after missing the Texas A&M and North Carolina State games ... carried 10 times for 22 yards (2.2-yard average) and a pair of touchdowns ... added two catches for eight yards ... did not play after suffering a sprained left knee (medial collateral ligament) in fall drills ... **scored first career rushing touchdown on a one-yard plunge vs. Duke** ... three-yard scoring run vs. Miami ... gained nine yards on four carries, including a touchdown, vs. Tennessee in the Fiesta Bowl.

❑ **As a freshman in 1997:** One of 14 true freshmen to play ... appeared in every game at fullback and on special teams ... ran six times for 22 yards during the regular season ... added eight catches for 77 yards and a touchdown ... **scored first career touchdown on a nine-yard pass from quarterback Chris Weinke vs. Maryland** ... pair of one-yard touchdown runs vs. Ohio State in the Sugar Bowl.

❑ **Personal:** Rushed for over 3,000 yards during his final two seasons at the Bolles (Jacksonville, Fla.) School ... carried team to the Florida title as a junior with a 274-yard, two-touchdown rushing performance ... three-year starter ... considered the state's top fullback prospect as a senior ... combined for over 1,500 all-purpose yards, including 976 rushing, and scored 35 touchdowns as a senior ... twice earned Class 4A first team all-Florida honors ... rated as the no. 21 prospect in Florida and the country's no. 4 fullback by *SuperPrep* ... honorable mention all-America selection by *USA Today* ... earned *Florida Times-Union* player-of-the-year honors ... criminology major ... born January 31, 1979 ... resides in Jacksonville, Florida.❑

## Thomas Moody 76



**Guard**

**6-4** ❑ **332** ❑ **Rookie**

**Florida**

**DOB: July 21, 1978**

**Seville, Fla.**

❑ **General:** Redshirt senior who received the offensive unit's most inspirational award in 2001 ... spent his first three

years at defensive tackle before switching to offensive guard during 2000 spring drills ... played in 29 regular-season games with 19 starts and 1,577 plays (201 on defense, 1,376 on offense).

❑ **As a senior in 2001:** Appeared in 11 games, starting vs. Marshall, Louisiana-Monroe, Mississippi State, Louisiana State, Auburn and Tennessee at right guard ... also saw action on the left side where he started the entire 2000 campaign ... graded 78.7 percent for blocking consistency, totalling 54 knockdowns for an offense that generated 5,803 yards.

❑ **As a junior in 2000:** Starter at left guard in all 12 regular-season games and the Nokia Sugar Bowl ... moved from defensive tackle to offensive guard prior to spring drills ... one of only five players on squad to start all 13 games ... 792 snaps was fourth highest total on squad and third best for an offensive lineman ... 65 knockdowns to help offense average 418.7 yards per game ... scored on a seven-yard touchdown reception against South Carolina off a deflected pass.

❑ **As a sophomore in 1999:** Top back-up at defensive tackle until suffering a season-ending leg injury (fracture) during practice prior to the Auburn game ... played in each of first six games with two starts (Western Michigan and Central Florida) for 201 plays ... six tackles (five assists) with four quarterback pressures ... opened the season with a pair of pressures vs. Western Michigan ... two more pressures and two tackles vs. Central Florida.

❑ **As a redshirt freshman in 1998:** Missed the entire season due to a left shoulder injury that required surgery.

❑ **As a freshman in 1997:** No game action ... redshirted ... worked with scout team on the defensive line.

❑ **Personal:** Highly regarded defensive lineman ... *SuperPrep* and *PrepStar's* rated him an all-America and one of the nation's top 20 defensive linemen Taylor DeWitt (Seville, Fla.) High School ... first-team all-Florida (3A) in 1996 as a defensive lineman after earning first-team all-Florida honors as an offensive lineman in 1995 ... 1996 defensive player-of-the-year for the Daytona

Beach area ... three-year, two-way starter, recording 77 tackles in 1996 with 10 tackles for loss ... fifth in Florida weightlifting competition as a junior in 1996 ... second in the Florida 3A class in 1996 in both the shot put and discus ... sociology major ... volunteered with the True Foundation Ministries and Clean the Environment Group ... son of Mahawa Johnson ... wife Latoya ... born Thomas Moody III on July 21, 1978 in Deland, Florida ... resides in Seville, Florida. □

## Alton Moore 69



**Defensive End**  
**6-7** □ **288** □ **Rookie**  
**Auburn**  
**DOB: Nov. 11, 1979**  
**Bay Minette, Ala.**

□ **General:** Key reserve at left defensive end ... began collegiate career at Southwestern Mississippi Community College ... 35 tackles (22 solos) with two sacks and nine stops for -27 yards in 23 games for the Tigers.

□ **As a senior in 2001:** Played behind Javor Mills at left defensive end ... 16 tackles (14 solos) with an eight-yard sack and five stops for -17 yards ... deflected three passes ... four tackles with an eight-yard sack vs. Ball State ... three tackles with a stop behind the line of scrimmage vs. Florida ... three hits, including one for a two-yard loss, vs. Arkansas ... three tackles with two stops for losses of six yards vs. Georgia.

□ **As a junior in 2000:** Played in every game, starting two contests ... 19 tackles (eight solos). 1 six-yard sack, and 4 stops for -10 yards ... deflected two passes ... three hits with a six-yard sack vs. Wyoming ... four tackles and a stop for a loss vs. Mississippi ... three hits vs. Arkansas ... two tackles with a stop for a loss vs. Georgia.

□ **Junior College:** Lettered twice at Southwestern Mississippi Community College ... earned NJCAA all-America first-team honors both years (1998-99) ... 84 tackles, 15 sacks, 19 quarterback pressures, 3 fumble recoveries (two returned for touchdowns), and 4 blocked kicks in 1999 ... 75 tackles with 15 sacks, 15 pressures, and 4 blocked kicks in 1998.

□ **Personal:** First team Class 6A all-Alabama selection at Baldwin (Bay Minette, Ala.) High School ... 111 tackles with eight and one-half sacks as a senior ... averaged 21 points per game in basketball ... adult education major ... son of Fannie Moore ... born November 11, 1979 ... resides in Bay Minette, Alabama. □

## Ezekiel Parker 17



**Wide Receiver**  
**5-11** □ **206** □ **Rookie**  
**Louisville**  
**DOB: Dec. 19, 1978**  
**Athens, Ala.**

□ **General:** Four-year starter *owns Louisville's career record with 103 kickoff returns for 2,558 yards (24.8-yard average)*, including three touchdowns ... big-play potential ... added 1,804 yards and 13 scores on 128 receptions (14.1-yard average).

□ **As a senior in 2001:** All-Conference USA first-team choice ... started every game at inside slot receiver ... second on the team with 55 receptions for 757 yards (13.8-yard average) and three touchdowns ... returned 21 kickoffs for 483 yards (23.0-yard average) and a score ... added 101 yards on 10 punt returns (10.1-yard average) ... snatched six passes for 184 yards and an **82-yard touchdown vs. Kentucky** ... set up a score with a 47-yard reception vs. Western Carolina ... seven catches for 92 yards and a seven-yard score vs. Western Carolina ... 78 yards on eight catches vs. Southern Mississippi ... six receptions for 70 yards, including a five-yard touchdown, vs. Cincinnati ... caught six passes for 68 yards vs. Houston ... 150 yards on six kickoff returns with a **91-yard touchdown** and four catches for 54 yards vs. East Carolina ... snared seven passes for 67 yards and returned two kickoffs for 47 yards vs. Texas Christian ... closed career with four catches for 32 yards and two kickoff returns for 96 yards, including a 70-yarder, vs. Brigham Young in the Liberty Bowl.

□ **As a junior in 2000:** All-Conference USA second-team choice ... started every game, finishing third on the team with 30 receptions for 425 yards (14.2-yard average) and five touchdowns ... returned 26 kickoffs for 752 yards (28.9-yard average) ... pair of catches for 67 yards and a 50-yard score vs. Grambling State ... 32-yard touchdown catch vs. Connecticut ... six receptions for 80 yards and a touchdown vs. Alabama-Birmingham ... caught seven passes for 77 yards with kickoff returns of 72 and 78 yards vs. Tulane ... snared four passes for 67 yards and a pair of touchdowns, including a 33-yarder, vs. Army.

□ **As a sophomore in 1999:** Played in every game, starting nine contests ... caught 20 passes for 193 yards (9.6-yard average) and two touchdowns ... returned 35 kickoffs for 860 yards (24.6-yard average) and a pair of scores, *becoming the*

(Ezekiel Parker continued on page 172)

(Ezekiel Parker continued from page 171)

*first Cardinal since Ernest Givins in 1985 to return two kickoffs for scores in the same season ... 91-yard kickoff return for score vs. Boise State in bowl game ... first score of the season on a three-yard pass from quarterback Chris Redman vs. Kentucky ... 97-yard kickoff return for six points plus two catches vs. Tennessee-Chattanooga ... season-best performance vs. Oklahoma with five catches for 63 yards and a score ... four catches for 45 yards vs. Army ... caught just three passes for 29 yards over the final five weeks of the regular season ... 93-yard kickoff return for a touchdown vs. Southern Mississippi.*

□ **As a freshman in 1998:** Started eight games, gaining 429 yards with three touchdowns on 23 receptions (18.7-yard average) and 463 yards on 21 kickoff returns (22-yard average) ... added 40 yards on five punt returns (eight-yard average) ... exploded for a six-catch, 159-yard, two-touchdown performance, including an over-the-shoulder 73-yard grab, vs. Memphis ... added a 43-yard score later in the first half ... three catches for 95 yards vs. East Carolina, turning a 10-yard stop pattern into an **81-yard score** ... Conference USA special teams player-of-the-week after averaging 46 yards on a pair of kickoff returns and seven yards per punt return in a win over Boston College.

□ **Personal:** Ran indoor track in 2001, competing in the 60 meters (6.9 seconds) ... also performed in the 100 meters (10.6), 200 meters (21.0), 4x100-meter relays, and long jump (23'0") ... earned three letters in football, four in track, two in basketball, and one in tennis at Athens (Ala.) High School ... all-county and all-Alabama selection on the gridiron ... standout in track, winning Alabama sprint titles as a junior and senior ... captured 110- and 300-meter hurdles as a junior ... repeated in both events and added a 100-meter dash title as a senior ... broke Alabama state mark with a 14.13-second timing in the 110 hurdles ... traveled to Spain for World Juniors and won 110-meter hurdles and finished third in 100-meter dash ... physical education major ... son of Lula and Kirk Parker ... born Ezekiel Kirk Parker on December 19, 1978 ... resides in Athens, Alabama. □

## Preston Parsons 15



**Quarterback**

**6-4 □ 230 □ Rookie**

**Northern Arizona**

**DOB: Feb. 19, 1979**

**Beaverton, Ore.**

□ **General:** Led squad to NCAA I-AA playoffs during senior season ... finished seventh on the Northern Arizona

University (N.A.U.) career passing charts for passing yardage (4,677), passing attempts (670), and pass completions (378) ... tied with Mike Mendoza (1983-84) for sixth on career charts with 29 touchdown passes ... 21 career starts ... completed 378 of 670 passes (56.4 percent) for 4,677 yards.

□ **As a senior in 2001:** *Football Gazette* honorable mention all-America ... all-Big Sky Conference honorable mention ... started all 11 games and the NCAA I-AA playoff game at Sam Houston State ... completed 171 of 296 passes for 2,267 yards with a career-high 19 touchdowns ... 19 touchdowns tied for eighth on the N.A.U. single-season charts ... nine games with 200 or more passing yards ... ranked third in pass efficiency (19th in the nation) and eighth in passing yards per game in the Big Sky Conference ... named Big Sky Conference player-of-the-week for his performance against Idaho State ... threw only three interceptions in 296 attempts during the season and had a streak of 158 attempts without a pick before being intercepted at Sacramento State ... career-high 19 touchdown passes with just three interceptions in 2001 compared to 10 interceptions in 340 attempts as a junior ... **career highs with 320 passing yards on 19-for-41 marksmanship and four touchdown tosses at Sam Houston State in the NCAA I-AA playoffs** ... 299 yards on 25-for-33 passing with three touchdowns against Idaho State, including a **career-long 61-yard completion** to Brian Bingham ... passed for 230 yards at Southern Utah with two touchdowns on 13-for-25 marksmanship ... 250 passing yards against California State-Northridge, completing 22 of 35 with one touchdown.

□ **As a junior in 2000:** Action in all 11 games with nine starts ... started the first nine games of the season ... lost starting job against Sacramento State ... came off bench in the fourth quarter for the final drive after an injury to Carson Bradley ... threw for 2,116 yards on 185-of-340 passing ... nine touchdown passes with 10 interceptions ... six games of 200 or more passing yards, including a season-high 325 against Chadron State ... 279 passing yards with two touchdowns against

Montana State ... season-high three touchdown passes against New Mexico.

❑ **As a sophomore in 1999:** Sophomore season spent as the back-up to N.A.U. all-time leading passer Travis Brown ... part of a Compaq College Football play-of-the-week, helping Lumberjacks convert a two-point conversion in playoff game vs. Georgia Southern ... the play featured Parsons holding for kicker Ty Dondelinger ... from the "swinging gate" formation, Parsons picked up the snap from center and ran an option play, pitching to Dondelinger for the conversion ... played the second half vs. Eastern Washington and threw for 147 yards, completing 11 of 23 passes ... completed four of eight passes for 40 yards and rushed four times for 27 yards vs. Georgia Southern ... three rushes for 34 yards vs. Montana State ... averaged 40 yards per punt, including a 68-yarder vs. Weber State, a 57-yard boot vs. Montana State, and a 54-yarder vs. Portland State ... four punts of more than 50 yards and landed four inside the 20-yard line.

❑ **As a redshirt freshman in 1998:** First college action in the last game of the season at Portland State ... did not attempt a pass, but carried the ball three times for 40 yards, including a 47-yard scamper.

❑ **As a freshman in 1997:** Redshirted.

❑ **Personal:** Honorable mention prep all-America by *USA Today* after senior season at Jesuit Catholic (Portland, Ore.) High School ... completed 61-percent passer for 1,669 yards ... also ran for 804 yards as a senior ... earned 3 letters in football, 2 in basketball, and 1 each in baseball and golf ... led his team to the Oregon semifinals in football on his way to offensive player-of-the-year honors ... first team all-conference ... born Preston Thomas Parsons on February 19, 1979, in Portland, Ore. ... son of Tobey and Kathleen Parsons ... three siblings—Tyson (26), Marissa (20), and Alysha (13) ... **brother Tyson was a quarterback at Portland State** ... spent time tutoring summer school for children of migrant workers ... scratch golfer ... majored in liberal studies/communication.❑

## Jake Soliday 18



**Wide Receiver**

**6-1 ❑ 195 ❑ Rookie**

**Northern Iowa**

**DOB: Nov. 6, 1978**

**Mansfield, O.**

❑ **General:** Standout big-play performer who excelled as the go-to receiver and also proved to be a dangerous punt

returner as a senior ... caught 147 passes for 1980 yards (13.5-yard average) and 18 touchdowns during his career.

❑ **As a senior in 2001:** All-Gateway Conference first-team selection ... started every game, catching team-high 55 passes for 893 yards (16.2-yard average) and eight touchdowns ... added 355 yards and a pair of scores on 27 punt returns (13.1-yard average) ... six catches for 152 yards with 30- and 66-yard touchdowns and 52 yards on a pair of punt returns vs. Wayne State ... four catches for 43 yards and an eight-yard score vs. Ball State ... 74 yards on five catches and 107 yards on four punt returns, including a 73-yard touchdown, vs. Southern Illinois ... four grabs for 45 yards and a three-yard touchdown vs. Western Illinois ... eight receptions for 89 yards vs. Illinois State ... 101 yards on three punt returns, including a 49-yard touchdown, vs. Indiana State ... seven catches for 89 yards and a seven-yard score vs. Western Kentucky ... five receptions for 65 yards and an 18-yard touchdown vs. California Poly-San Luis Obispo ... six receptions for 122 yards and three punt returns for 19 yards vs. Eastern Illinois in the NCAA Division 1-AA Playoffs ... snared three passes for 76 yards with touchdowns of 23 and 35 yards vs. Maine in the Division 1-AA quarterfinals.

❑ **As a redshirted junior in 2000:** Second team all-Gateway Conference ... started every game, catching 62 passes for 955 yards (15.4-yard average) and nine touchdowns ... caught two passes for point-after-touchdown conversions ... scored 58 points for the Panthers ... forced a fumble on special teams ... bothered early in the season by right hip flexor strain ... gained 77 yards on six grabs vs. Morningside ... caught 10 passes for 105 yards and a two-yard score vs. Southern Illinois ... 11 catches for 139 yards and a nine-yard touchdown vs. Stephen F. Austin ... 122 yards with a 39-yard score on five catches vs. Illinois State ... 115 yards on six receptions, including 33 and six-yard scores, vs. Southwest Missouri ... nine grabs for 123 yards and a pair of 11-yard touchdowns vs. Western Illinois.

(Jake Soliday continued on page 174)

(Jake Soliday continued from page 173)

❑ **As a junior in 1999:** Redshirted after suffering severe right ankle sprain.

❑ **As a sophomore in 1998:** Team's fourth-leading receiver with 20 catches for 232 yards (11.6-yard average) and one touchdown with a long catch of 28 ... started four of 11 games ... season-best seven catches for 70 yards vs. Indiana State ... played on special teams, recording two solo stops and one assisted tackle.

❑ **As a freshman in 1997:** Played in 11 games on special teams ... seven solo tackles and two assisted stops.

❑ **Personal:** Earned 4 letters in baseball, 3 in football, and 2 in basketball at Mansfield (O.) High School ... played in the North Central Ohio all-star game ... first team all-conference in football, honorable mention in basketball and baseball ... school's most valuable athlete ... health promotion major ... son of Cindy and Jack Soliday ... born November 16, 1978 ... resides in Mansfield, Ohio.❑

## Tony Wragge 68



**Guard**

**6-4** ❑ **311** ❑ **Rookie**

**New Mexico State**

**DOB: Aug. 14, 1979**

**Creighton, Neb.**

❑ **General:** Three-year starter at right offensive guard ... started 34 consecutive games, twice earning all-conference honors.

❑ **As a senior in 2001:** Manned right guard ... *led a solid front wall that allowed only 13 sacks, the fewest amount of any team in the Sun Belt Conference* ... contributed to offense that generated 4,324 total yards, an average of 360.3 yards per game.


❑ **As a junior in 2000:** Started all 11 games at right guard ... second team all-Big West conference ... team captain ... helped New Mexico State (NMSU) rank sixth nationally in rushing (274.2 yards per game) and 17th in the country in total offense (429.45 yards per game) ... helped set a school record for rushing yards in a season (3,016)

... also led Aggies to third highest total offense in school history (4,768) ... NMSU had three of its nine top rushing games during the season and three of its 10 best total offense figures ... helped the Aggies post four of the nation's top 35 rushing totals and three of the top 32 total offense figures in 2000 ... preseason all-Big West selection by *The Sporting News*, *Lindy's*, and *Athlon*.

❑ **As a sophomore in 1999:** Started all 11 games at right guard ... honorable mention all-Big West Conference ... helped NMSU rank 14th nationally in rushing (222.73 yards per game) and 31st in the country in total offense (407.91 yards per game) ... Aggies posted third-best total offense figure in school history (4,487 yards) and fifth-best rushing total (2,450 yards) ... NMSU recorded two of the top seven single-game rushing totals in school history ... the Aggies logged 420 yards vs. Idaho (fourth) and 393 yards vs. New Mexico Highlands (seventh).

❑ **As a freshman in 1998:** Action in 11 games, mostly on special teams ... one start as a true freshman ... received the starting assignment at right guard in the final game of the season at North Texas ... opened holes for Dennis Manns, who rushed for 131 yards ... returned one kickoff 12 yards in victory at Nevada.

❑ **Personal:** A 1998 graduate of Bloomfield Community (Creighton, Neb.) School where he played for Head Coach Gary Walling ... earned Nebraska Class C-2 all-state honors as both a junior and senior ... also a two-time all-Northeast Nebraska Athletic Conference selection and conference player-of-the-year ... three-year starter and four-year letterman on the offensive and defensive line ... team captain as a senior ... 22 tackles for losses in the Bees' 10-2 1997 season ... 88 solo stops and 122 assists ... played in the 1998 Shrine Bowl ... preseason all-Nebraska selection ... Bloomfield finished seventh in the final Class C-2 poll in 1997 after a district championship and third-place finish in 1996 ... rated the seventh-best player in Nebraska by Firstdown Recruiting Service ... holds the Nebraska powerlifting record in the dead lift at 580 pounds, the bench press at 365 pounds, and the overall mark at 1,400 pounds ... born Tony James Wragge on August 14, 1979, in Creighton, Neb. ... son of Wayne and Deb Wragge ... majored in sports medicine.❑



## 2001 Review



# 2001 Review

**“What we did with the NFL’s youngest team bodes well for the future.”**

**Dave McGinnis**  
**Head Coach**  
**Arizona Cardinals**

What the dynamic McGinnis did in his first year as a head coach is simple: Besides more than doubling the Cardinals’ victory total from the previous season—from a dismal three to a respectable seven and an assortment of tantalizing near-misses—he resurrected a franchise by infusing passion and enthusiasm into the team and its community.

The transformation began December 18, 2000 when the personable, straight-talkin’ west Texan was named the Cardinals’ 32nd head coach.

McGinnis’ off-season makeover left him with the NFL’s youngest team, one that averaged 25.2 years of age/3.3 years of NFL experience on opening day. Excluding veteran long-snapper Trey Junkin, who already had passed his 40th birthday on opening day when he began his 19th NFL season, the averages skewed younger yet—24.9/3.0.

Nearly two-thirds of the roster that included 13 rookies (eight draft picks, five free agents) and 18 new faces from the 2000 opening-day roster offered three years or less of NFL experience. Thirteen rookies were the team’s most since moving to Arizona in 1988.

Seven rookies started at least one game!

## Slow Start

The season, the Cardinals’ last campaign as a member of the NFC Eastern Division, started slowly.

Arizona’s week-one “open date” and the terrorism-postponed week-two game put the Cardinals on the shelf for 23 days between their preseason finale and regular-season opener. By the time Arizona opened at Sun Devil Stadium against the Denver Broncos on Sept. 23, the Cardinals counted 273 days between regular-season games!

Once the young squad hit the field, growing pains were expected. They came—quickly!

Arizona lost six of its first eight outings, including an unexpected assortment of agonizingly close setbacks at Chicago (20–13), at Dallas (17–3), vs. Philadelphia (21–7), and vs. the N.Y. Giants (17–10) following two season-opening train wrecks at home against Denver (38–17), Arizona’s first home opener since 1987, and Atlanta (34–14). The latter two outings kicked off in 103- and 104-degree temperatures, the two highest regular-season kickoff readings in Cardinal history.

Only a harrowing 21–20 comeback victory at

Philadelphia on October 7, the day the bombing began in Afghanistan, and a more methodical 24–16 success vs. Kansas City which included a 24–9 Arizona lead, its largest in 42 games, salvaged the first-half wounds.

## Fast Finish

The season’s second half, however, was a totally different story when only 17 points separated the Cardinals from a perfect 8–0 slate!

The turnaround began with three consecutive wins vs. Detroit (45–38), at San Diego (20–17), and an overtime shocker at Oakland (34–31). They were followed by narrow setbacks vs. Washington (20–10) and at the N.Y. Giants (17–13), a home-field victory over Dallas (17–10), a never-in-doubt first-visit triumph at Carolina (30–7), Arizona’s most decisive triumph since 1993 (131 games, 38–10 vs. L.A. Rams), and a season-ending disappointment in a steady cold rain at Washington (20–17) that Arizona led most of the way.

The Cards posted a 3–1 mark versus the American Football Conference (AFC), equalling their best effort in a 16-game season (1994, ’83–84, ’81).

The unlikely victory at Oakland ended two Raider winning streaks—10 consecutive home games, 10 straight successes vs. National Football Conference (NFC) opponents.

In all, the season was typical of any growth spurt—youthful mistakes leading to maturation providing optimism and promise for the future.

## The Offense

McGinnis overhauled the offense with a new philosophy overseen by a new offensive coordinator (Rich Olson) and a revamped staff of offensive assistants. Newcomers Geep Chryst (quarterbacks), who returned to Arizona following a two-year hiatus in San Diego, Pete Hoener (tight ends), and Jerry Sullivan (receivers) joined holdovers Mike Devlin (offensive line assistant), Johnny Roland (running backs), and George Warhop (offensive line).

Solidifying the offensive line was the second order of business. That was accomplished with the arrivals of veteran free-agent guard Pete Kendall (Seattle) and mammoth first-round (second overall) draft choice Leonard Davis (University of Texas). They blended with three veteran holdovers—tackles L.J. Shelton and Anthony Clement, center Mike Gruttadauria—to form an imposing front. The unit was the NFL’s largest offensive line, averaging 6–5.5 inches and 326.6 pounds. Shelton and Clement answered the bell for every snap from scrimmage.

ning backs Michael Pittman and Thomas Jones, wide receivers David Boston, Frank Sanders, and Rob Moore, and tight end Terry Hardy were in place to mold the new offense.

Collectively, the unit displayed marked improvement.

- Only 14 pass interceptions and 27 total turnovers (14 interceptions/13 lost fumbles) a team low in a 16-game season.
- Two consecutive games without a turnover, a team first in 307 outings (1982).
- A 5.13-yard average per play, a team best since 1993 (5.176).
- At least 30 points in three games, the most since 1996 (four).
- Forty-five points vs. Detroit November 18, Arizona's highest scoring output in 332 games (1977).
- Just 29 quarterback sacks allowed, the franchise's second fewest in a 16-game season (22 in 1978 with an offensive line sporting three Pro Bowlers — center Tom Banks, tackle Dan Dierdorf, and guard Bob Young).
- Ten rushing touchdowns, bettering nine other teams — Atlanta, Buffalo, Carolina, Cleveland, Dallas, Denver, Detroit, New Orleans, and Philadelphia.

Individually, Boston stole the limelight!

The speedy third-year receiver, only 23 years old and bulked to near 240 pounds, may have begun redefining his position while jumping to elite status in NFL receiving circles.

His 1,598 receiving yards led the NFL, broke Moore's single-season franchise record (1,584 yards, 1997), and earned the former Ohio State star his first trip to the Pro Bowl.

Boston also led the NFL with nine 100-yard games, a team record (8, Moore, 1997), including four

***Dave McGinnis more than doubled the Cardinals' victory total in his first season as a head coach with passion and enthusiasm.***



(2001 Review continued on page 178)

consecutively to equal another club mark (Moore, 1997). Boston became the sixth Cardinal to eclipse the 1,000-yard mark and the second youngest player in NFL history (Ram Isaac Bruce, 1,781 yards, 1995, 23 years, two months of age) to accomplish the feat. Boston reached the milestone in 10 games, equalling another team record (Roy Green, 1984).

Boston became only the sixth Cardinal to post back-to-back 1,000-yard seasons, joining Sanders (1997–98), Moore (1996–97), J.T. Smith (1986–87), Roy Green (1983–84), and Sonny Randle (1962–63).

Boston also enjoyed four consecutive games catching a touchdown pass, the best stretch by a Cardinal since Ricky Proehl's franchise record-tying five in 1993.

Oh, yes, Boston also led the NFL with 72 first downs!

His career numbers now include 209 receptions for 3,227 yards (15.4-yard average) and 17

**Third-year wide receiver David Boston earned his first Pro Bowl berth by leading the NFL with 1,598 receiving yards.**



touchdowns.

Boston's threat is unique, combining power, size, and speed.

Olson's new offense, Chryst's return, and Boston's emergence were key factors in Plummer's resurrection.

The fifth-year pro, who had thrown 45 interceptions the previous two seasons, returned to form in 2001, dropping his pickoff total to 14, including only two in his final 205 pass attempts and none in a span of 142 consecutive passes.

His 2.7 interception rate ranks best among franchise passers with at least 500 single-season pass attempts.

Plummer led the NFL with 1,277 fourth-quarter passing yards and tied San Francisco's Jeff Garcia with 10 fourth-stanza touchdown passes.

Plummer, the league's skinniest ironhorse, and New York Giant signal-caller Kerry Collins, were the only NFL quarterbacks to take every snap from center for their teams in 2001.

Recapturing his late-game magic, Plummer posted the 13th (at Philadelphia), 14th (vs. Detroit), 15th (at San Diego), and 16th (at Oakland) career comebacks. Along the way, he registered his 2,000th pass attempt and 14,000th passing yard.

Against Atlanta in the season's second outing, he completed 11 consecutive passes, the second longest streak of his career. Against Detroit, Plummer equalled his career high with four touchdown passes.

He improved his career numbers to include 1,256 completions in 2,224 attempts (.565) for 14,650 yards, 72 touchdowns, and 94 interceptions. Those digits already rank him third on the Cardinals' career lists for completions, attempts, and passing yardage at 27 years of age.

He also enjoyed a plus-four touchdown pass/interception differential, his single-season career best, as were his 79.6 quarterback rating, 18 touchdown passes, and 14 interceptions.

Knee woes sidelined Moore for a second consecutive season, robbing Plummer of the Boston-Moore-Sanders trio of which dreams are made.

But Sanders, an ideal complement to Boston, authored three of Arizona's four longest receptions—68 yards (touchdown) vs. Detroit, and 58 yards vs. Dallas and Atlanta. His season included his 100th NFL appearance and his 100th professional start. A hamstring injury ended his string of 107 consecutive appearances December 2 at Oakland.

Sanders raised his career statistics to 459 receptions for 6,179 yards to rank fifth in Cardinal annals in both categories.

Pittman (14 starts) and Jones (two starts) capably shared the running-back post. They combined for 1,226 yards rushing—846 by Pittman, 380 by Jones—making Pittman the team rushing leader for the second consecutive year.

## The Defense

The Cardinals' defense entered 2001 with little fanfare and its share of detractors following the off-season departures of two Pro Bowlers—cornerbacks Aeneas Williams and end Simeon Rice—and five other linemen—Andre Wadsworth, Mark Smith, Brad Otis, Corey Sears, and Tony McCoy—who made starts a year earlier.

The undaunted McGinnis and his first defensive staff comprised of holdovers Larry Marmie (defensive coordinator), Hall of Famer Joe Greene (defensive line), and Jeff FitzGerald (linebackers) plus newcomer Kevin Ramsey (defensive backs) instead fielded a spirited, selfless, unheralded unit that acquitted itself consistently throughout 2001.

The surprising Cardinal defenders, despite a season-long inability to pressure the opponent quarterback (only 19 sacks, fewest by the Cards in a 16-game season), allowed fewer yards (5,685–5,737), significantly fewer rushing yards (2,087–2,609), and most importantly, fewer points (343–443) and touchdowns (39–52) in 2001 than the 2000 unit featuring the higher-profile veterans.

The 343 opponent points were the fewest allowed by Arizona since 1994 (267).

Arizona's defense scored five touchdowns, a feat the Cards accomplished only four other times since 1960 (1995, '87, '64, '61).

Arizona held 11 opponents to 20 points or less, a team best since 1994 (13 opponents).

The Cardinal defense also teamed with Plummer's resurgence to produce a plus-three interception differential (14 thrown/17 made), a squad best since 1994 (19 thrown/23 made).


Ten opponent rushing touchdowns were the second fewest against the Cardinals in a 16-game season (7, 1994).

The defensive improvement was all the more remarkable considering the constant flux of personnel. Arizona fielded 14 different starting defensive combinations in 16 games—seven different front fours, four different sets of linebackers, and seven different secondaries!

Five rookies—ends Kyle Vanden Bosch, Fred Wakefield, and Andy Bowers, tackle Mario Fatafehi, and cornerback Renaldo Hill—made starts.

Middle linebacker Ronald McKinnon and free safety Kwamie Lassiter set the tone.

McKinnon, the team's emotional leader, led the Cardinals in tackles (190 total) for the third consecutive season and for the fourth time in his five years as a starter while bettering 100 total tackles for the fifth straight time and narrowly missing his third consecutive campaign with 200 or more stops. He also scored his first NFL touchdown in his 91st NFL game on a 24-yard intercept-



**Jake Plummer, one of only two NFL quarterbacks to take every snap in 2001, recaptured his late-game magic with his 13th, 14th, 15th, and 16th career comebacks.**

tion return against Dallas on December 23. One week later at Carolina, he scored again on a 25-yard fumble return to become the first Cardinal in 178 games to record defensive touchdowns in consecutive contests. Defensive back Marcus Turner was the most recent in 1990.

Lassiter's nine career-high interceptions led NFL safeties and equalled Williams (1994) and Ken Stone (1978) for most by a Cardinal since Hall of Famer Larry Wilson's 10 pickoffs in 1966. Lassiter's nine steals also bettered the eight posted by the rest of the 2001 Cardinals.

(2001 Review continued on page 180)

(2001 Review continued from page 179)

He led Arizona with 100 solo tackles and his 169 total tackles were his career high.

Inexperience and transition best describe the defensive line, especially following the early-season loss of Vanden Bosch, the impressive former Nebraska standout and second-round draft choice who quickly earned a starting job during training camp. In his third NFL game, he scored his first professional touchdown when he returned a fumble nine yards at Philadelphia. But reconstructive surgery for a torn anterior cruciate ligament in his right knee suffered in practice following two weeks on the shelf mending a sprained ankle ended his season.

Second-year Cardinals Russell Davis (72 total tackles) and Barron Tanner (40 total tackles) manned the defensive tackle posts.

Wakefield, Vanden Bosch, Bowers, Fatafehi, Thomas Burke, Jabari Issa, and Mao Tosi started

games at end.

Wakefield, a 6-7 free agent from Illinois, found a home at left end by mid-season, starting the final 11 contests. He registered 16 team-leading quarterback pressures and nine deflected passes, most among non-defensive backs and third overall. He recorded a pressure or deflection in 14 of 16 games.

His biggest play, however, was his only interception which he returned 20 tide-turning yards for a touchdown against Detroit on November 18.

The touchdowns by Vanden Bosch and Wakefield made them the first two Cardinal rookie defensive linemen in the modern era to score return six-pointers in the same season.

Rob Fredrickson and Ray Thompson flanked McKinnon at the outside-linebacker posts with one-game relief starts by Sékou Sanyika and Zack Walz.

Fredrickson, Arizona's no. 3 tackler with 143 total stops (65 solos), also logged four team-leading sacks for -27 yards. Thompson finished fifth with 118 total tackles (66 solos).

Injuries changed the face of the secondary around Lassiter, who joined Davis, Tanner, and McKinnon as the defense's only 16-game starters. Regular strong safety Pat Tillman, the Cards' no. 4 total tackler (124), was replaced by Justin Lucas for four weeks due to a sprained ankle, and regular cornerbacks Tom Knight and Corey Chavous missed seven and two starts, respectively. Physical second-year corner David Barrett impressed in eight replacement starts, recording three team-leading forced fumbles with nine tackles for loss and 71 total tackles. Rangy, athletic rookie Adrian Wilson, a regular in passing situations, flashed brilliance in the season finale at Washington with a 61-yard first-quarter interception return for a touchdown.

## Special Teams

Two new faces, drafted rookie kicker Bill Gramatica and free-agent rookie punt returner Arnold Jackson, arrived to join Pro Bowl punter Scott Player and record-setting kickoff returner MarTay Jenkins to provide special-teams coach Hank Kuhlmann and his new assistant, Stan Kwan, potency on paper.

On the field, however, injuries robbed the Cards of the quartet's full impact. By season's end, the complicated scenario had Player, Gramatica, and Chad Stanley punting, Gramatica and

*Kwamie Lassiter's career-high nine pass interceptions led NFL safeties.*



his three-game successor, Cedric Oglesby, place kicking, and Gramatica, Oglesby, and Tillman kicking off.

Gramatica, the Argentine-born younger brother of Tampa Bay kicker Martín Gramatica, was fulfilling all expectations for most of the season, Arizona's first 13 games to be exact. He was 16-for-20 in field-goal attempts and a perfect 25-for-25 in point-after-touchdown tries.

Gramatica set two Cardinal rookie records—14 field goals (13, Gerry Perry, 1960), and longest rookie field goal (50 yards vs. Detroit). He booted his first NFL walk-off field goal on December 2 at Oakland, a 36-yarder in overtime to complete the Cards' upset of the vaunted Raiders, capping his first four-field goal outing.

His effort at Oakland gave him a share of the NFC special teams player-of-the-week honor with Martín, who also kicked an overtime game-winner the same weekend, the first time in NFL history brothers accomplished the feat.

The younger Gramatica also beat San Diego November 25 with a 42-yard field goal with one second remaining and Philadelphia with a point-after-touchdown with nine seconds to play.

But Gramatica's rookie season came to an unlikely end at Giants Stadium on December 10 when he tore the anterior cruciate ligament in his right knee in stunning fashion—landing awkwardly after leaping to celebrate a 42-yard field goal. Reconstructive knee surgery, and the injured-reserve list, followed.

Oglesby, signed December 18 to replace the injured Gramatica, appeared in three games, nailing five of six field-goal attempts and all seven point-after-touchdown tries. He boomed a 34-yard field goal in his first NFL attempt in his first NFL game December 23 vs. Dallas.

Player encored his 2000 Pro Bowl campaign with another solid season, averaging 41.5 yards per boot (33.8-yard net) on 67 punts despite missing four mid-season games with a sprained ankle. He notched 17 punts inside the opponent 20-yard line with only seven touchbacks. The former equalled the total of his 2000 Pro Bowl season.

Stanley, the ex-49er punter, averaged a respectable 39.5 yards (34.2-yard net) in four games in Player's stead.

Jenkins, one of the NFL's fastest players, did not enjoy the same success returning kickoffs as he did a year earlier when he became the NFL's first single-season 2,000-yard kickoff returner with 2,186 yards on 82 returns. Those numbers dropped to 49 returns for 1,120 yards (22.9-yard average), including a long of 70 yards. The 1,120 yards, however, still rank seventh in franchise history. Jenkins, who missed the season's final three games with a sprained ankle, enjoyed his best campaign as a receiver with 32 receptions for 518 yards (16.2-yard average) and three touchdowns.

He converted perhaps the most pivotal play of the Cardinals' season at Philadelphia with a leaping, twisting, game-winning 35-yard touchdown reception, his career first, from Plummer with nine seconds to play, propelling Arizona to a dramatic 21–20 victory, its first of the season, and Jenkins to his first career 100-yard day.

The diminutive (5–8, 163) Jackson, one year removed from becoming the most prolific receiver in college football history at Louisville (300 career receptions), quickly made a home for himself as Arizona's punt returner. He returned 49 kicks for 1,120 yards, including a long of 55 yards at Oakland, the Cards' longest in 136 games (59 yards, Johnny Bailey, Sept. 12, 1993 at Washington). Jackson finished the season as the NFL's only regular punt returner without a fair catch. His 11.5-yard average led league rookies.

Junkin, whose career began in 1983 with Buffalo as a tight end, completed his five-season Cardinal stay and perhaps his storied career by extending his list of appearances to 281 (171 consecutively) to rank seventh on the NFL's all-time list, trailing only George Blanda (340). Gary Anderson (309), Morten Andersen (308), Bruce Matthews (296), Clay Matthews (283), and Jim Marshall (282).

Walz, who recovered a fumble on kickoff coverage at Chicago October 14, led Arizona's special teams with 18 total tackles (nine solos); Lucas was the leader in blocks with 60.

Wakefield also made his presence known on special teams, deflected one field-goal attempt at San Diego and blocking another at Oakland.

Collectively, the Cardinals held opponents to 18.2 yards per kickoff return, second to Washington (17.5) in the NFL.

## Notes

Arizona was flagged for only 72 penalties (620 yards), the fifth lowest total in the NFL and the second fewest in the NFC ... the 620 penalty yards were the NFC low ... the Cardinals' 14-play, 70-yard scoring drive October 7 at Philadelphia was their first opening-drive touchdown in 52 games ... Cardinal opponent single-game records fell ... Panther rookie quarterback Chris Weinke's 63 pass attempts against Arizona Dec. 30 were an Arizona single-game opponent record, breaking the mark of 62 set by Lion Charlie Batch six weeks earlier at Sun Devil Stadium ... the Lions' 85 offensive plays were the most by a Card opponent in 228 games, their 478 total yards the most in 196 outings ... Denver wide receiver Rod Smith set a Bronco single-game mark and equalled the Cards' opponent one-game record with 14 receptions (162 yards, two touchdowns) in Arizona's September 23 opener at Sun Devil Stadium.□

# 2001 Game Summaries

## Broncos 38, Cardinals 17

September 23, 2001 □ Sun Devil Stadium (47,239)

Denver weathered the Cardinals' fast start in unseasonable heat with 38 unanswered points, including touchdowns on three consecutive second-half possessions and points in six of seven drives, to post a 38-17 victory in the sixth regular-season meeting between the two teams. It was Arizona's first game in 23 days and its first regular-season assignment in 273 days. The Cards' season opener, delayed by an open date and national tragedy, was the team's first at home since 1987. Arizona jumped to a 10-0 lead on its first two possessions. Rookie kicker **Bill Gramatica** capped an 11-play, 69-yard opening drive with his first NFL field goal, a 28-yarder. On its ensuing possession, Arizona marched 80 yards in six plays, a drive running back **Thomas Jones** completed with a one-yard touchdown plunge. Three second- and third-quarter Arizona turnovers—interception (**Jake Plummer**), kickoff-return fumble (**MarTay Jenkins**), fumble (Jones)—quickly turned a 10-3 Cardinal lead into a 24-10 deficit when the Broncos capitalized to score 13 points. Wide receivers **David Boston** (Arizona) and **Rod Smith** (Denver) shined. Boston caught eight passes for 145 yards, his sixth career 100-yard outing. Smith set a Bronco single-game record with 14 receptions (162 yards, two touchdowns). Rookie **Arnold Jackson** returned three punts 37 yards, including a 29-yarder, Arizona's longest in 25 games. Plummer passed the 11,000-yard mark in career passing yardage with his first completion, a 26-yarder to Boston on the Cards' first play from scrimmage. The 103-degree heat was the warmest regular-season kickoff temperature in Cardinal history.

### Scoring Summary

	1	2	3	4	OT	F
Denver	0	17	14	7	—	38
Arizona	3	7	0	7	—	17

Ariz. • 1 • 7:43 .....Gramatica 28-yard FG

Ariz. • 2 • 14:57 .....Jones 1-yard run (Gramatica PAT)

Den. • 2 • 11:24 .....Elam 49-yard FG

Den. • 2 • 5:04 .....Elam 31-yard FG

Den. • 2 • 3:23 .....Elam 35-yard FG

Den. • 2 • 0:32 .....Smith 10-yard pass from Griese (Carswell 2-pt. PAT reception)

Den. • 3 • 11:51 .....Smith 34-yard pass from Griese (Elam PAT)

Den. • 3 • 5:53 .....Hape 1-yard pass from Griese (Elam PAT)

Den. • 4 • 13:38 .....Gary 9-yard run (Elam PAT)

Ariz. • 4 • 4:54 .....Hardy 6-yard pass from Plummer (Gramatica PAT)

### Team Statistics

	Broncos	Cardinals
First Downs	27	14
Total Net Yards	381	308
Rushing (Att.-Yards)	37-147	18-84
Passing (A-C-I-Yards)	31-22-0-234	28-16-1-224
Sacks Against-Yards	1-8	3-18
Punts-Yardage	4-54.3	5-47.0
Fumbles-Lost Fumbles	2-0	2-2
Penalties-Yardage	4-32	6-79
Time of Possession	34:03	25:57

### Individual Statistics

#### Rushing

Broncos .....Gary 14-80, TD; Anderson 19-58; Ferrette 4(-1)

Cardinals .....Jones 17-65, TD; Plummer 1-19.

#### Passing

Broncos .....Griese 22-31, 242, 3 TDs.

Cardinals .....Plummer 16-28, 242, TD, int.

#### Receiving

Broncos .....Smith 14-162, 2 TDs; Clark 3-34; Cardwell 2-33;

Kennison 2-12.

Cardinals .....Boston 8-145; Sanders 4-28; Jenkins 1-30; Mitchell 1-20;

Jones 1-13; Harty 1-6, TD.

#### Sacks

Broncos .....Wilson 1 (-8); Washington 1 (-7); Pryce 1 (-3).

Cardinals .....Sanyika 1 (-8).

#### Leading Tacklers

Broncos .....O'Neal 6 (5 solos); Mobley 5 (4 solos); Walker 5 (4 solos);

Wilson 4 (4 solos).

Cardinals .....Lassiter 12 (8 solos); Thompson 12 (7 solos);

Tillman 11 (6 solos); McKinnon 11 (5 solos).

#### 182

## Falcons 34, Cardinals 14

September 30, 2001 □ Sun Devil Stadium (23,790)

The Cardinals succumbed to rapid-fire turnovers in unseasonable heat for the second consecutive week. Trailing 13-0 at halftime, Arizona cut the deficit to 13-7 at the outset of the third quarter with a four-play, 80-yard drive that running back **Michael Pittman** capped with a 24-yard touchdown burst. After an Atlanta punt, the turnover bugaboo struck again. Arizona lost the ball on four of its next five possessions—fumbled center snap, three interceptions. The opportunistic Falcons capitalized with touchdowns on the first three miscues, highlighted by reserve running back **Maurice Smith's** 79-yard touchdown on a screen pass from ex-Card quarterback **Chris Chandler**. It was the longest pass completion by a Cardinal opponent since December 6, 1998 (87 yards, Kent Graham-to-Tiki Barber vs. N.Y. Giants). Rookie Falcon kicker **Jay Feely's** 55-yard field goal on the last play of the first half was the second longest in history against the Cardinals (57 yards, Jeff Wilkins, St. Louis Rams, Sept. 27, 1998). Card quarterback **Jake Plummer**, before throwing three interceptions, completed 11 consecutive passes, the second longest streak of his career (15 vs. Washington, Nov. 8, 1998). Tight end **Terry Hardy** caught a touchdown pass for the second consecutive week, a career first, a 12-yarder to cap the day's scoring. The victory was Atlanta's first in Arizona in five meetings. Cornerback **David Barrett** made his first career start, replacing injured regular **Tom Knight**. Free safety **Kwamie Lassiter** appeared in his 80th consecutive game. The 104-degree heat battered the previous week as the hottest regular-season kickoff temperature in franchise history.

### Scoring Summary

	1	2	3	4	OT	F
Atlanta	10	3	7	14	—	34
Arizona	0	0	7	7	—	14

Atl. • 1 • 6:10 .....Mathis 17-yard pass from Chandler (Feely PAT)

Atl. • 1 • 2:33 .....Feely 34-yard FG

Atl. • 2 • 0:04 .....Feely 55-yard FG

Ariz. • 3 • 12:25 .....Pittman 24-yard run (Gramatica PAT)

Atl. • 3 • 4:51 .....Mathis 10-yard pass from Chandler (Feely PAT)

Atl. • 4 • 14:15 .....Smith 1-yard run (Feely PAT)

Atl. • 4 • 11:27 .....Smith 79-yard pass from Chandler (Feely PAT)

Ariz. • 4 • 7:59 .....Hardy 12-yard pass from Plummer (Gramatica PAT)

### Team Statistics

	Falcons	Cardinals
First Downs	21	21
Total Net Yards	379	335
Rushing (Att.-Yards)	34-111	15-90
Passing (A-C-I-Yards)	28-20-0-268	35-23-3-245
Sacks Against-Yards	2-18	4-31
Punts-Yardage	4-37.5	53-43.7
Fumbles-Lost Fumbles	2-0	1-1
Penalties-Yardage	9-98	3-30
Time of Possession	37:40	22:20

### Individual Statistics

#### Rushing

Falcons .....Smith 21-70, TD; Christian 2-16; Johnson 4-13;

Anderson 4-6.

Cardinals .....Pittman 7-53, TD; Jones 5-21; Boston 1-17.

#### Passing

Falcons .....Chandler 20-28, 286, 3 TDs.

Cardinals .....Plummer 23-35, 276, TD, 3 ints.

#### Receiving

Falcons .....Mathis 5-49, 2 TDs; Jefferson 5-40; Kelly 3-28;

Smith 2-108, TD.

Cardinals .....Pittman 6-31; Sanders 4-96; Jones 4-53; Boston 4-49.

#### Sacks

Falcons .....Dronett 1 (-12); Hall 1 (-10); Kerney 1 (-7); Smith 1 (-2).

Cardinals .....Fredrickson 1 (-9); Vanden Bosch 1 (-9).

#### Leading Tacklers

Falcons .....Brooking 6 (5 solos); Bradford 6 (4 solos); Hall 5 (5 solos).

Cardinals .....Fredrickson 15 (5 solos); McKinnon 12 (6 solos);

Barrett 9 (8 solos); Tillman 9 (1 solo).

## Cardinals 21, Eagles 20

October 7, 2001 □ Veterans Stadium (66,360)

Arizona snapped two losing streaks—nine overall games, 11 roari contests—in dramatic fashion when wide receiver **MarTay Jenkins** made a leaping, twisting, diving 35-yard touchdown reception to cap a madcap eight-play, one-minute, four-second, 74-yard drive that left only nine seconds on the clock. Jenkins' game-winner, which he caught at the Eagles' two-yard line, was his first career touchdown reception, the longest grab of his career, and provided him with his first 100-yard game. The outcome was the 13th comeback of quarterback **Jake Plummer**'s career and his fifth against Philadelphia. The game began auspiciously when Arizona's defense forced its first 2001 turnover to tally its first touchdown of the campaign on the Eagles' second play from scrimmage, a fumble-causing sack of Philadelphia quarterback Donovan McNabb at the Eagle 14-yard line by linebacker **Rob Fredrickson** that rookie defensive end **Kyle Vanden Bosch** scooped at the nine-yard line and returned for the score. After free safety **Kwamie Lassiter** thwarted Philadelphia's ensuing possession that reached Arizona's 28-yard line with the Cards' first interception of the season at Arizona's five-yard line, the Cardinals began a 14-play, 70-yard march that culminated with fullback **Joel Makovicka**'s two-yard touchdown reception that gave Arizona a 14-0 lead with 3:42 remaining in the first quarter. The score was Arizona's first opening-drive touchdown in 52 games (Dec. 14, 1997 at New Orleans). Philadelphia rallied with 17 unanswered points to lead 17-14 at halftime, and after a scoreless third quarter, added a late fourth-quarter field goal with 1:13 to play to set the stage for Arizona's dramatics.

### Scoring Summary

	1	2	3	4	OT	F
Arizona	14	0	0	7	—	21
Philadelphia	7	10	0	3	—	20

Ariz. • 1 • 14:06 ....Vanden Bosch 9-yard fumble ret. (Gramatica PAT)  
 Ariz. • 1 • 3:42 ....Makovicka 2-yard pass from Plummer (Gramatica PAT)

Phila. • 1 • 0:07 ....Pinkston 13-yard pass from McNabb (Akers PAT)

Phila. • 2 • 8:39 ....Akers 42-yard FG

Phila. • 2 • 0:05 ....Pinkston 2-yard pass from McNabb (Akers PAT)

Phila. • 4 • 1:13 ....Akers 28-yard FG

Ariz. • 4 • 0:09 ....Jenkins 35-yard pass from Plummer (Gramatica PAT)

### Team Statistics

	Cardinals	Eagles
First Downs	19	19
Total Net Yards	329	440
Rushing (Att.-Yards)	28-97	30-179
Passing (A-C-I-Yards)	32-18-1-232	29-19-1-261
Sacks Against-Yards	1-6	2-19
Punts-Yardage	6-40.8	5-41.4
Fumbles-Lost Fumbles	3-0	2-1
Penalties-Yardage	5-40	8-58
Time of Possession	30:55	29:05

### Individual Statistics

#### Rushing

Cardinals .....Pittman 22-83; Jones 5-13.

Eagles .....Buchhalter 21-134; McNabb 3-24.

#### Passing

Cardinals .....Plummer 18-32, 238, 2 TDs, int.

Eagles .....McNabb 19-29, 280, 2 TDs, int.

#### Receiving

Cardinals .....Jenkins 6-119, TD; Boston 4-71; Hardy 3-22.

Eagles .....Pinkston 4-90, 2 TDs; Lewis 4-38.

#### Sacks

Cardinals .....Burke 1 (-11); Fredrickson 1 (-8).

Eagles .....Grasmanis 1 (-6).

#### Leading Tacklers

Cardinals .....Fredrickson 11 (6 solos); Lassiter 10 (5 solos); Barrett 9 (6 solos); Davis 9 (6 solos); McKinnon 9 (5 solos).

Eagles .....Vincent 7 (6 solos); Trotter 6 (6 solos); Caldwell 5 (4 solos); Emmons 5 (3 solos).

## Bears 20, Cardinals 13

October 14, 2001 □ Soldier Field (66,944)

A third quarter full of potholes doomed the Cardinals in former Bear assistant coach **Dave McGinnis**' first return to the Windy City as Arizona's head coach. In the decisive third stanza and the Bears clinging to a 13-6 lead, the Cards hit bumpy road, first by squandering a scoring opportunity at Chicago's 30-yard line after recovering the fumbled second-half opening kickoff return (**Coby Rhinehart** fumble caused, **Zack Walz** fumble recovery), then following with five penalties (45 yards), two dropped passes, and allowing a game-turning 69-yard fumble (**Michael Pittman**) return for a touchdown by Chicago cornerback R.W. McQuarters. Arizona's only touchdown was the product of a 13-play, 99-yard drive that wide receiver **Frank Sanders**, in his 100th NFL start, capped with a seven-yard touchdown reception from quarterback **Jake Plummer**. The touchdown cut Chicago's lead to 20-13 with 2:52 to play. The depleted Arizona defense, minus three injured starters (defensive end **Kyle Vanden Bosch**, cornerback **Corey Chavous**, safety **Pat Tillman**), acquitted itself by holding the Bears to only 53 total yards (37 rushing/16 passing) and two first downs in the second half, forcing four punts and a pass interception in Chicago's five possessions following its fumbled kickoff return. Overall, Arizona enjoyed statistical advantages in first downs (16-13), total net yards (288-253), and turnovers (3-1). **MarTay Jenkins** made his 100th career kickoff return. Cornerback **David Barrett** recorded his first career pass interception. Free safety **Kwamie Lassiter** logged a pass interception for the second consecutive week. The contest between the NFL's two charter franchises was the 87th in the old rivalry that began in 1920.

### Scoring Summary

	1	2	3	4	OT	F
Arizona	0	6	0	7	—	13
Chicago	3	10	7	0	—	20

Chi. • 1 • 2:42 .....Edinger 46-yard FG

Ariz. • 2 • 13:23 ....Gramatica 40-yard FG

Chi. • 2 • 7:49 .....Allen 1-yard run (Edinger PAT)

Ariz. • 2 • 3:18 ....Gramatica 47-yard FG

Chi. • 2 • 0:00 .....Edinger 43-yard FG

Chi. • 3 • 7:33 .....McQuarters 69-yard fumble return (Edinger PAT)

Ariz. • 4 • 2:52 .....Sanders 7-yard pass from Plummer (Gramatica PAT)

### Team Statistics

	Cardinals	Bears
First Downs	16	13
Total Net Yards	288	253
Rushing (Att.-Yards)	25-82	32-137
Passing (A-C-I-Yards)	37-20-0-206	21-15-2-116
Sacks Against-Yards	1-10	0-0
Punts-Yardage	6-37.2	4-44.8
Fumbles-Lost Fumbles	1-1	2-1
Penalties-Yardage	6-50	5-45
Time of Possession	29:29	30:31

### Individual Statistics

#### Rushing

Cardinals .....Pittman 16-50; Jones 6-14; Boston 1-11; Plummer 2-7

Bears .....Allen 18-75, TD; Thomas 11-58.

#### Passing

Cardinals .....Plummer 20-37, 216, TD.

Bears .....Miller 15-21, 116, 2 int.

#### Receiving

Cardinals .....Boston 6-85; Pittman 5-25; Sanders 3-47, TD.

Bears .....Booker 5-48; Davis 3-26.

#### Sacks

Cardinals .....None.

Bears .....B. Robinson 1 (-10).

#### Leading Tacklers

Cardinals .....McKinnon 16 (6 solos); Fredrickson 12 (7 solos); Lassiter 12 (6 solos); Lucas 9 (6 solos).

Bears .....Parrish 7 (7 solos); Holdman 6 (6 solos); Ulfacher 6 (6 solos).

(Game Summaries continued on page 184)

(Game Summaries continued from page 183)

## Cardinals 24, Chiefs 16

October 21, 2001 □ Sun Devil Stadium (29,983)

The Cardinals scored touchdowns on their first three second-half possessions to turn a 9-3 halftime deficit into a 24-9 advantage, Arizona's largest lead in 42 games (17-0 and 28-0 at Washington, Nov. 22, 1998), then withstood a withering Kansas City comeback in the game's final 4:39 to post a 24-16 victory. The Cards took command with a smothering third-quarter ball-control offensive performance, running 24 of the period's 27 plays and possessing the ball for 13:50 en route to two touchdowns, a 24-yard **Michael Pittman** run and a 23-yard **David Boston** reception. The latter, Boston's first 2001 touchdown, capped a 16-play, 95-yard drive, Arizona's second scoring march of 95 yards or more in as many weeks. Free safety **Kwamie Lassiter** set the table for the third touchdown, a 13-yard **Thomas Jones** rush, with an interception for the third consecutive game. Unexpected dramatics ensued. Following an exchange of punts, the Chiefs covered 75 yards in two plays on a 41-yard run (Priest Holmes) and 34-yard touchdown reception (Derrick Alexander), slicing Arizona's lead to 24-16. **Scott Player's** punt to Kansas City's one-yard line with 1:06 to play pinned the Chiefs, but four pass completions later, K.C. was sitting fourth-and-one on the Cards' two-yard line with two seconds left. Cornerback **Corey Chavous** thwarted Kansas City's comeback with an end zone interception. Two lost second-quarter fumbles negated early Arizona scoring opportunities, the first by **MarTay Jenkins** at Kansas City's 36-yard line following his 42-yard kickoff return, the second by fullback **Joel Makovicka** at the Chiefs' five-yard line after a 25-yard reception that Kansas City recovered in its end zone. Card quarterback **Jake Plummer** avoided interception for a second consecutive week for the third time in his career while completing 16 of 25 passes for 228 yards. Boston posted his eighth career 100-yard receiving effort with 131 yards on seven catches.

### Scoring Summary

	1	2	3	4	OT	F
Kansas City	3	6	0	7	—	16
Arizona	0	3	7	14	—	24
K.C. • 1 • 0:39	Peterson 49-yard FG					
Ariz. • 2 • 13:08	Gramatica 29-yard FG					
K.C. • 2 • 6:19	Peterson 29-yard FG					
K.C. • 2 • 0:00	Peterson 33-yard FG					
Ariz. • 3 • 9:17	Pittman 24-yard run (Gramatica PAT)					
Ariz. • 4 • 14:16	Boston 23-yard pass from Plummer (Gramatica PAT)					
Ariz. • 4 • 9:43	Jones 13-yard run (Gramatica PAT)					
K.C. • 4 • 3:57	Alexander 34-yard pass from Green (Peterson PAT)					

### Team Statistics

	Chiefs	Cardinals
First Downs	20	20
Total Net Yards	459	363
Rushing (Att.-Yards)	20-119	37-135
Passing (A-C-I-Yards)	44-21-2-340	25-16-0-228
Sacks Against-Yards	1-12	0-0
Punts-Yardage	5-42.8	5-44.4
Fumbles-Lost Fumbles	1-0	2-2
Penalties-Yardage	10-107	6-50
Time of Possession	27:04	32:56

### Individual Statistics

#### Rushing

Chiefs.....Holmes 15-65; Green 3-23.

Cardinals.....Pittman 26-95, TD; Jones 7-26, TD; Plummer 3-20.

#### Passing

Chiefs.....Green 21-44, 352, TD, 2 ints.

Cardinals.....Plummer 16-25, 228, TD.

#### Receiving

Chiefs.....Alexander 4-89, TD; Gonzalez 4-58; Minnis 4-54.

Cardinals.....Boston 7-131, TD; Pittman 4-42; Sanders 2-18.

#### Sacks

Chiefs.....None.

Cardinals.....Burke 1 (-12 yards).

#### Leading Tacklers

Chiefs.....Patton 9 (6 solos); Edwards 8 (6 solos); Hicks 6 (3 solos).

Cardinals.....Chavous 11 (9 solos); Lassiter 8 (7 solos); Lucas 6 (3 solos); McKinnon 6 (1 solo).

## Cowboys 17, Cardinals 3

October 28, 2001 □ Texas Stadium (63,114)

The Cardinals self-destructed in their 12th consecutive regular-season loss to the Cowboys at Texas Stadium. Arizona scored just one field goal on six drives that ended in Dallas territory, including two (six plays) inside the 10-yard line. The Cards also committed four turnovers (two interceptions, two fumbles); the two interceptions proved pivotal. Locked in a 3-3 tie late in the second quarter, the Cards were driving for a first half-ending field-goal attempt, sitting first-and-10 at the Cowboys' 35-yard line with 13 seconds until halftime. But quarterback **Jake Plummer's** short pass deflected off tight end **Tywan Mitchell** and was intercepted by Cowboy cornerback Duane Hawthorne. The pickoff ended Plummer's streak of pass attempts without interception at 80. Late in the third quarter, the Cards, trailing 10-3, were pinned on their one-yard line by a Micah Knorr punt. On third-and-10, a pressured Plummer, standing in the back of his end zone, was intercepted by Cowboy linebacker Dexter Coakley at the 10-yard line. Coakley coasted into the end zone. The Cardinal defense, minus four starters (defensive end **Kyle Vanden Bosch**, outside linebacker **Ray Thompson**, cornerback **Tom Knight**, strong safety **Pat Tillman**), limited Dallas to 225 total yards (145 rushing/80 passing), forced two turnovers (fumble, interception), and logged three sacks (-13 yards). Statistically, Arizona led in first downs (17-15), total yards (292-225), time of possession (30:12-29:48), and plays (66-55). Wide receiver **David Boston** posted nine receptions for 108 yards, his third 100-yard effort of 2001 and the ninth of his career. Rookie "firsts" were recorded by defensive end **Fred Wakefield** (sack) and safety **Adrian Wilson** (interception).

### Scoring Summary

	1	2	3	4	OT	F
Arizona	3	0	0	0	—	3
Dallas	0	3	14	0	—	17

Ariz. • 1 • 3:06 .....Gramatica 27-yard FG

Dallas • 2 • 1:09 .....Seder 31-yard FG

Dallas • 3 • 11:32.....Stoerner 6-yard run (Seder PAT)

Dallas • 3 • 1:55.....Coakley 10-yard interception return (Seder PAT)

### Team Statistics

	Cardinals	Cowboys
First Downs	17	15
Total Net Yards	292	225
Rushing (Att.-Yards)	22-75	34-145
Passing (A-C-I-Yards)	42-25-2-217	19-9-1-80
Sacks Against-Yards	2-16	3-13
Punts-Yardage	3-43.0	5-43.0
Fumbles-Lost Fumbles	3-2	1-1
Penalties-Yardage	5-72	5-37
Time of Possession	30:12	29:48

### Individual Statistics

#### Rushing

Cardinals.....Plummer 4-35; Pittman 16-29; Boston 1-12.

Cowboys.....Smith 21-83; Stoerner 7-23, TD; Hambrick 4-18.

#### Passing

Cardinals.....Plummer 25-42, 233, 2 int.

Cowboys.....Stoerner 9-19, 93, int.

#### Receiving

Cardinals.....Boston 9-108; Sanders 5-56; Jones 4-21.

Cowboys.....Ismail 3-39; Galloway 3-28.

#### Sacks

Cardinals.....Davis 1 (-9 yards); Wakefield 1 (-3 yards); Waiz 1 (-1 yard).

Cowboys.....Zellner 1 (-8 yards); Noble 1 (-8 yards)

#### Leading Tacklers

Cardinals.....McKinnon 11 (8 solos); Lassiter 8 (6 solos); Lucas 8 (4 solos); Fredrickson 8 (4 solos).

Cowboys.....Nguyen 7 (7 solos); Hawthorne 6 (6 solos); Steele 6 (6 solos); Coakley 6 (5 solos).

## Eagles 21, Cardinals 7

November 4, 2001 ☐ Sun Devil Stadium (27,290)

Big plays to open and close the first half victimized Arizona and helped the Eagles avenge its last-second, early-season, 21-20 loss to the Cardinals at Philadelphia. Eagle Brian Mitchell equalled the NFL record for career kickoff/punt returns for touchdowns (12, Eric Metcalf) when he raced 94 yards with the opening kickoff. Late in the first half, Philadelphia quarterback Donovan McNabb found wide receiver James Thrash with a 54-yard touchdown. In between, the Eagles tallied their third touchdown on a seven-play, 35-yard, short-field drive that McNabb and Thrash also capped with an eight-yard scoring connection. The Cardinal offense, failing to score more than one touchdown for the third time in four weeks, answered with only one touchdown, a two-yard second-quarter pass from quarterback **Jake Plummer** to tight end **Tywan Mitchell** that completed a live-play, 80-yard drive highlighted by **David Boston's** 52-yard reception to the Eagle two-yard line. Mitchell's touchdown grab two plays later was his career first. The two teams played a scoreless second half. Boston caught eight passes for 138 yards, his third consecutive 100-yard outing and the ninth of his career. Arizona opened with its seventh different starting defensive line in as many games when rookie end **Andy Bowers**, appearing in his first NFL contest, replaced the injured **Thomas Burke**. Each team punted 10 times. Arizona was penalized just once for nine yards. Both Card kickers (Gramatica-shoulder, Player-ankle) were hurt in the contest. Free safety **Kwamie Lassiter** and guard **Pete Kendall** ran their streaks of consecutive games to 85 and 80, respectively. Plummer threw for 293 yards passing.

### Scoring Summary

	1	2	3	4	OT	F
Philadelphia	7	14	0	0	—	21
Arizona	0	7	0	0	—	7
Phila. • 1 • 14:43	...Mitchell 94-yard kickoff return (Akers PAT)					
Phila. • 2 • 2:44	...Thrash 54-yard pass from McNabb (Akers PAT)					
Ariz. • 2 • 1:05	...Mitchell 2-yard pass from Plummer (Gramatica PAT)					
Phila. • 2 • 0:33	...Thrash 54-yard pass from McNabb (Akers PAT)					

### Team Statistics

	Eagles	Cardinals
First Downs	13	20
Total Net Yards	332	327
Rushing (Att.-Yards)	22-113	24-57
Passing (A-C-I-Yards)	33-19-1-219	41-24-1-270
Sacks Against-Yards	3-19	3-23
Punts-Yardage	10-47.6	10-41.4
Fumbles-Lost Fumbles	0-0	2-1
Penalties-Yardage	11-92	1-9
Time of Possession	28:55	31:05

### Individual Statistics

#### Rushing

Eagles.....Staley 12-49; McNabb 4-26; Thrash 2-24; Buckhalter 4-14.

Cardinals.....Pittman 18-43; Jones 6-14.

#### Passing

Eagles.....McNabb 19-33, 238, 2 TDs, int.

Cardinals.....Plummer 24-41, 293, TD, int.

#### Receiving

Eagles.....Thrash 4-80, 2 TDs; Mitchell 4-62; Lewis 4-57.

Cardinals.....Boston 8-138; Sanders 6-87; Pittman 5-28; Mitchell 3-14, TD.

#### Sacks

Eagles.....Douglas 2 (-14 yards); Kalu 1 (-9 yards).

Cardinals.....Wilson 1 (-10 yards); Hill 1 (-5 yards); McKinnon 1 (-4 yards).

#### Leading Tacklers

Eagles.....Douglas 7 (7 solos); Moore 7 (7 solos); Vincent 5 (5 solos).

Cardinals.....McKinnon 13 (6 solos); Lassiter 10 (8 solos); Thompson 9 (6 solos); Fredrickson 7 (4 solos).

## Giants 17, Cardinals 10

November 11, 2001 ☐ Sun Devil Stadium (33,107)

The Giants' bludgeoning 41-carry, 186-yard rushing attack, the latter a Cardinal open season high, coupled with Arizona's season passing low (129 yards) and only 207 total yards and 12 first downs, proved lethal to the Cards, who dropped to 2-6 at the season's halfway point. Arizona failed to score in the second half for the third consecutive week. The game's momentum swung early in the second quarter. Trailing 7-0, the Cards faced third-and-goal from New York's seven-yard line. Giant defensive end Michael Strahan stripped Card quarterback **Jake Plummer** on a sack. The recovery and return, that included a lateral, covered 51 yards, giving the Giants the ball on Arizona's 42-yard line. Four plays later, New York quarterback Kerry Collins found wide receiver Ike Hilliard for a 27-yard touchdown pass and a 14-0 lead. Plummer and wide receiver **David Boston** cut the deficit to 14-7 before halftime with a 38-yard touchdown connection. Arizona pulled three points closer midway through the third quarter on **Bill Gramatica's** 32-yard field goal, then breathed life into its hopes with a goal-line stand on third- and fourth-down plays from the Cards' one-yard line on New York's ensuing possession. Following a New York field goal early in the fourth quarter that extended its lead to 17-10, Arizona marched into Giant territory, covering 51 yards on 12 plays until Plummer's fourth-and-four pass at New York's 39-yard line fell incomplete with 4:17 to play, sealing Arizona's fate. Boston equalled his career single-game high with nine receptions for 137 yards, his fourth consecutive 100-yard game and fifth of the season. Free safety **Kwamie Lassiter** intercepted a pass for a fourth consecutive week, his fifth in six games.

### Scoring Summary

	1	2	3	4	OT	F
N.Y. Giants	7	7	0	3	—	17
Arizona	0	7	3	0	—	10
NYG • 1 • 9:31	...Dayne 3-yard run (Andersen PAT)					
NYG • 2 • 7:40	...Hilliard 27-yard pass from Collins (Andersen PAT)					
Ariz. • 2 • 4:38	...Boston 38-yard pass from Plummer (Gramatica PAT)					
Ariz. • 3 • 8:05	...Gramatica 32-yard FG					
NYG • 4 • 11:39	...Andersen 25-yard FG					

### Team Statistics

	Giants	Cardinals
First Downs	20	12
Total Net Yards	334	213
Rushing (Att.-Yards)	41-186	25-78
Passing (A-C-I-Yards)	24-15-1-148	25-13-1-135
Sacks Against-Yards	2-7	2-43
Punts-Yardage	5-29.2	5-40.8
Fumbles-Lost Fumbles	2-0	4-2
Penalties-Yardage	4-36	4-24
Time of Possession	33:49	26:11

### Individual Statistics

#### Rushing

Giants.....Barber 17-118; Dayne 19-49; TD; Hilliard 1-21.

Cardinals.....Pittman 17-54; Jones 5-15; Plummer 3-9.

#### Passing

Giants.....Collins 16-24, 155, TD, int.

Cardinals.....Plummer 13-25, 172, TD, int.

#### Receiving

Giants.....Toomer 4-43; Hilliard 3-43; TD; Comella 2-23; Barber 2-8.

Cardinals.....Boston 9-137; TD; Pittman 2-7; Jenkins 1-22; Sanders 1-6.

#### Sacks

Giants.....Strahan 1 (-32 yards); Hamilton 1 (-11 yards).

Cardinals.....Lassiter 1 (-4 yards); Fredrickson 1 (-3 yards).

#### Leading Tacklers

Giants.....Williams 8 (6 solos); Barrow 8 (4 solos); Strahan 7 (6 solos).

Cardinals.....McKinnon 18 (9 solos); Barrett 7 (7 solos); Fredrickson 10 (3 solos); Bell 10 (2 solos).

(Game Summaries continued on page 185)

(Game Summaries continued from page 185)

## Cardinals 45, Lions 38

November 18, 2001 □ Sun Devil Stadium (24,363)

The Cardinals won a shootout against winless Detroit by equalling their highest scoring output since 1977 (332 games). A dizzying run of fourth-quarter heroics—24 unanswered points that turned a 31–21 deficit into a 45–31 lead, and three defensive pass interceptions—carried the day. The victory qualified as quarterback **Jake Plummer's** 14th career comeback. The game's turning point was defensive end **Fred Wakefield's** 20-yard interception return for a touchdown, Arizona's third consecutive fourth-quarter touchdown following Plummer scoring strikes to wide receivers **David Boston** and **MarTay Jenkins**. Rookie kicker **Bill Gramatica** followed with a 50-yard field goal, a Cardinal rookie record. The Cards withstood a withering Lion passing attack that included 62 pass attempts, an Arizona opponent single-game record. Detroit gained 476 total yards, the most against the Cards in 196 games (508 at Washington, Oct. 8, 1989), and ran 85 plays, the most against Arizona in 228 games (87, Oct. 11, 1987 vs. New Orleans, replacement game). Free safety **Kwame Lassiter** authored the other two Cardinal interceptions, his sixth and seventh in seven games. Plummer equalled his career best with four touchdown passes, including a 68-yarder to wide receiver **Frank Sanders**. Arizona's 417 total yards were its highest figure in 25 games (464 at Green Bay, Jan. 2, 2000).

### Scoring Summary

	1	2	3	4	OT	F
Detroit	0	14	17	7	—	38
Arizona	7	7	7	24	—	45

Ariz. • 1 • 2:55 .....Jones 3-yard run (Gramatica PAT)

Det. • 2 • 11:26 .....Schlesinger 1-yard run (Hanson PAT)

Ariz. • 2 • 7:00 .....Sloan 2-yard pass from Batch (Hanson PAT)

Ariz. • 2 • 0:17 .....Boston 13-yard pass from Plummer (Gramatica PAT)

Det. • 3 • 7:43 .....Warren 3-yard run (Hanson PAT)

Ariz. • 3 • 6:13 .....Sanders 68-yard pass from Plummer (Gramatica PAT)

Det. • 3 • 4:55 .....Sloan 1-yard pass from Batch (Hanson PAT)

Ariz. • 3 • 0:02 .....Hanson 49-yard FG

Ariz. • 4 • 13:11 .....Boston 18-yard pass from Plummer (Gramatica PAT)

Ariz. • 4 • 10:04 .....Jenkins 3-yard pass from Plummer (Gramatica PAT)

Ariz. • 4 • 9:04 .....Wakefield 20-yard interception return (Gramatica PAT)

Ariz. • 4 • 6:32 .....Gramatica 50-yard FG

Det. • 4 • 4:11 .....Warren 6-yard pass from Batch (Hanson PAT)

### Team Statistics

	Lions	Cardinals
First Downs	30	23
Total Net Yards	478	417
Rushing (Att.-Yards)	22-49	26-89
Passing (A-C-I-Yards)	62-36-3-429	33-21-1-328
Sacks Against-Yards	1-7	2-6
Punts-Yardage	3-49.3	5-39.8
Fumbles-Lost Fumbles	1-0	0-0
Penalties-Yardage	6-69	5-59
Time of Possession	32:29	27:31

### Individual Statistics

#### Rushing

Lions .....Warren 9-32, TD; Schlesinger 6-9; Droughns 6-5.

Cardinals .....Pittman 23-81; Plummer 1-5; Jones 2-3, TD.

#### Passing

Lions .....Batch 36-62, 436, 3 TDs, 3 ints.

Cardinals .....Plummer 21-33, 334, 4 TDs, int.

#### Receiving

Lions .....Warren 11-64, TD; Morion 7-153; Emanuel 5-80;

Sloan 2-3, 2 TDs.

Cardinals .....Sanders 7-127, TD; Boston 5-80, 2 TDs; Jenkins 3-90, TD;

Bush 3-23.

#### Sacks

Lions .....Porcher 1 (-5 yards); Claiborne 1 (-1 yard).

Cardinals .....Wakefield 1 (-7 yards).

#### Leading Tacklers

Lions .....Green 10 (7 solos), Claiborne 8 (7 solos).

Cardinals .....McKinnon 15 (9 solos); Tillman 11 (6 solos); Chavous 8 (5 solos); Wakefield 7 (3 solos).

## Cardinals 20, Chargers 17

November 25, 2001 □ Qualcomm Stadium (49,398)

Arizona won a second consecutive game for the first time since 1999 when rookie kicker **Bill Gramatica** booted his first NFL game-winning field goal, a 42-yarder to one second to play, propelling the Cards to their first victory at San Diego in five tries. Arizona's fourth triumph exceeded its 2000 victory total (3–13). After Charger kicker Wade Richey missed two of three short first-half field-goal attempts, Arizona wide receiver **David Boston** seized the game's momentum and extinguished San Diego's only lead with a 37-yard touchdown reception from quarterback **Jake Plummer** late in the second quarter. Gramatica's first field goal, an 18-yarder to open second-half scoring, extended Arizona's advantage to 10–3 on a drive that stalled on the Chargers' one-yard line. San Diego followed with a 14-play, 99-yard touchdown march that ate 7:54 off the clock, a possession quarterback Doug Flutie engineered with 11-for-11 marksmanship for 111 yards and the touchdown, a six-yard pass to wide receiver Curtis Conway. After the teams traded fourth-quarter punts, Arizona regained a short-lived lead with a nine-play, 68-yard drive capped by running back **Michael Pittman's** one-yard plunge. The Chargers answered with a 28-yard Flutie-to-wide receiver Jeff Graham touchdown pass to again knot the score, this time at 17–17, with 2:54 to play. Plummer guided the Cards into field-goal range for his 15th career comeback victory, a careful eight-play possession highlighted by pass completions of 20 and 13 yards to tight and **Tywan Mitchell** and Boston, respectively, and Gramatica's heroics. Boston cracked the 1,000-yard barrier for the second consecutive season, the sixth Cardinal to achieve the feat, the youngest to reach the milestone, and equalled Roy Green (1984) for the fastest (10 games) to the achievement. It also was Boston's sixth 100-yard game of the season and his fifth in six outings.

### Scoring Summary

	1	2	3	4	OT	F
Arizona	0	7	3	10	—	20
San Diego	3	0	0	14	—	17

S.D. • 1 • 1:27 .....Richey 26-yard FG

Ariz. • 2 • 2:04 .....Boston 37-yard pass from Plummer (Gramatica PAT)

Ariz. • 3 • 10:07 .....Gramatica 18-yard FG

S.D. • 4 • 14:19 .....Conway 6-yard pass from Flutie (Richey PAT)

Ariz. • 4 • 6:00 .....Pittman 1-yard run (Gramatica PAT)

S.D. • 4 • 1:54 .....Graham 28-yard pass from Flutie (Richey PAT)

Ariz. • 4 • 0:01 .....Gramatica 42-yard FG

### Team Statistics

	Cardinals	Chargers
First Downs	18	20
Total Net Yards	298	392
Rushing (Att.-Yards)	24-71	23-84
Passing (A-C-I-Yards)	31-19-2-227	44-33-0-308
Sacks Against-Yards	2-14	0-0
Punts-Yardage	4-42.0	3-51.0
Fumbles-Lost Fumbles	0-0	2-1
Penalties-Yardage	3-26	6-55
Time of Possession	25:51	34:09

### Individual Statistics

#### Rushing

Cardinals .....Pittman 18-44, TD; Jones 5-22; Plummer 1-5.

Chargers .....Tomlinson 21-75; Flutie 2-9.

#### Passing

Cardinals .....Plummer 19-31, 241, TD, 2 int.

Chargers .....Flutie 33-44, 308, 2 TDs.

#### Receiving

Cardinals .....Boston 6-121, TD; Jenkins 4-40; Mitchell 3-39; Makovicka 2-10.

Chargers .....Tomlinson 13-72; Graham 7-98, TD; Conway 5-55, TD; Gaylor 3-43; McCrary 3-16.

#### Sacks

Cardinals .....None.

Chargers .....Wiley 1 (-7 yards); Dixon 1 (-0 yards); Seau 0.5 (-3.5 yards); Joinson 0.5 (-3.5 yards).

#### Leading Tacklers

Cardinals .....McKinnon 15 (9 solos); Lassiter 13 (8 solos); Tillman 12 (8 solos).

Chargers .....Seau 11 (10 solos); Ruff 7 (6 solos); Cody 5 (4 solos); Dixon 4 (4 solos).

## Cardinals 34, Raiders 31 (OT)

December 2, 2001 □ Network Associates Coliseum (46,601)

Rookie kicker **Bill Gramatica's** first walk-off, game-winning field goal, his fourth three-pointer of the day, climaxed the Cardinals' improbable overtime upset at Oakland that ended 10-game Raider home and NFC winning streaks. The frenzied finish featured 17 points in the final 1:52 of regulation. After Oakland jumped to a 7-0 lead on a short-field touchdown following quarterback **Jake Plummer's** fumble at Arizona's 23-yard line, the Cards exploded for 20 unanswered points to take a 20-7 halftime lead. A 42-yard run by running back **Michael Pittman** highlighted the first scoring drive that running back **Thomas Jones** capped with a five-yard touchdown run. Completions of 21, 15, and 11 yards to David Boston, **MarTay Jenkins**, and Pittman, respectively, propelled the Cards to their second touchdown, a one-yard Pittman plunge. Gramatica's first two field goals followed. Two Oakland touchdowns sandwiched around Gramatica's third field goal put the Raiders in position to begin the frenetic finish by regaining the lead at 24-23 on a 24-yard field goal with 1:52 to play. The Cards responded with a 50-yard touchdown pass to **Boston** at 1:18 followed by a two-point conversion draw by Plummer. Oakland quickly drove 78 yards to tie the game on a two-yard reception by wide receiver **Jerry Rice**. In overtime, both teams exchanged punts, but the Raiders muted their return, **LeVar Woods** recovered the loose ball at the Raiders' 25-yard line. Gramatica booted his 36-yard game-winner three plays later. Arizona's defense thwarted three Oakland scoring threats—safety **Kwamie Lassiter's** eighth interception at the Cards' nine-yard line (first quarter), defensive end **Fred Wakefield's** blocked field-goal attempt (second quarter), and cornerback **Tom Knight's** goal-line interception and 43-yard return (third quarter). Rookie **Arnold Jackson** contributed a 55-yard punt return, Arizona's longest in 136 games.

### Scoring Summary

	1	2	3	4	OT	F
Arizona	7	13	0	11	3	34
Oakland	7	0	7	17	0	31
Oak • 1 • 8:57.....	Brown 5-yard pass from Gannon (Janikowski PAT)					
Ariz. • 1 • 5:14.....	Jones 5-yard run (Gramatica PAT)					
Ariz. • 2 • 9:48.....	Pittman 1-yard run (Gramatica PAT)					
Ariz. • 2 • 3:44.....	Gramatica 23-yard FG					
Ariz. • 2 • 0:03.....	Gramatica 26-yard FG					
Oak. • 3 • 8:19.....	Crockett 1-yard run (Janikowski PAT)					
Ariz. • 4 • 13:40.....	Gramatica 33-yard FG					
Oak. • 4 • 11:20.....	Brown 24-yard pass from Gannon (Janikowski PAT)					
Oak. • 4 • 1:47.....	Janikowski 24-yard FG					
Ariz. • 4 • 1:18.....	Boston 50-yard pass from Plummer (Plummer 2-pt. PAT run)					
Oak. • 4 • 0:12.....	Rice 2-yard pass from Gannon (Janikowski PAT)					
Ariz. • 5 • 7:31.....	Gramatica 36-yard FG					

### Team Statistics

	Cardinals	Raiders
First Downs.....	24	26
Total Net Yards.....	390	438
Rushing (Att.-Yards).....	34-145	32-155
Passing (A-C-I-Yards).....	38-22-0-245	45-29-2-301
Sacks Against-Yards.....	1-4	1-1
Punts-Yardage.....	5-36.0	5-45.6
Fumbles-Lost Fumbles.....	1-1	1-1
Penalties-Yardage.....	4-30	8-76
Time of Possession.....	33:26	34:03

### Individual Statistics

#### Rushing

Cardinals.....Pittman 18-78, TD; Jones 10-36, TD; Makovicka 1-19; Plummer 4-16.  
Raiders.....Garner 15-59; Gannon 7-30; Brown 1-19; Crockett 4-16, TD; Wheatley 5-11.

#### Passing

Cardinals.....Plummer 22-36, 249, TD.  
Raiders.....Gannon 29-45, 302, 3 TDs, 2 int.

#### Receiving

Cardinals.....Boston 6-106, TD; Jenkins 6-90; Pittman 4-17; Jackson 2-17; Hardy 2-4.  
Raiders.....Rice 7-97, TD; Brown 5-63, 2 TDs; Garner 5-28; Porter 4-53.

#### Sacks

Cardinals.....McKinnon 1 (-1 yard).  
Raiders.....Russell 0.5 (-2 yards); Upshaw 0.5 (-2 yards).

#### Leading Tacklers

Cardinals.....Thompson 15 (5 solos); Fredrickson 13 (6 solos); McKinnon 12 (6 solos); Lassiter 12 (5 solos).  
Raiders.....Russell 9 (6 solos); Dorsett 7 (7 solos); Biekert 7 (6 solos).

## Redskins 20, Cardinals 10

December 9, 2001 □ Sun Devil Stadium (36,642)

Washington turned its day-long field-position advantage into a methodical 20-10 turnover-free victory powered by a 7:28 time-of-possession advantage (33-44-26:16) and a 130-yard team rushing attack. Running back Stephen Davis led the way with 110 rushing yards. Three Redskin possessions began in Cardinal territory, three others between Washington's 40-yard line and midfield. None of Arizona's 10 possessions began outside its 37-yard line, four started at or inside its 10-yard line. After a scoreless first quarter, Washington marched 66 yards in nine plays to tally the game's first touchdown, a two-yard pass from quarterback Tony Banks to tight end Zeron Flemister. Arizona answered with a 24-yard **Bill Gramatica** field goal. After the Redskins missed their second field-goal attempt of the first half, the Cardinals appeared poised to inch closer at the Washington 46-yard line, but a pass deflected off the hands of wide receiver **David Boston**. It was intercepted by Redskin linebacker LaVar Arrington, who rambled 43 yards to the Cards' eight-yard line. Two plays later, the Redskins converted a 22-yard field goal for a 10-3 halftime lead. After a scoreless third quarter, Washington extended its advantage to 20-3 with a 42-yard field goal and a six-play, 58-yard drive for a one-yard Davis touchdown plunge on its first two possessions of the fourth quarter. The Cards' lone touchdown, a 10-yard pass from quarterback **Jake Plummer** to wide receiver **MarTay Jenkins**, was too little, too late with 1:16 to play. Boston matched **Rob Moore's** 1997 franchise record with his eighth 100-yard receiving game (132 yards, six receptions). Gramatica's field goal was his 14th, a team single-season rookie record (13, Gerry Perry, 1960).

### Scoring Summary

	1	2	3	4	OT	F
Washington	0	10	0	10	—	20
Arizona	0	3	0	7	—	10
Wash. • 2 • 14:54.....	Flemister 2-yard pass from Banks (Conway PAT)					
Ariz. • 2 • 6:16.....	Gramatica 24-yard FG					
Wash. • 2 • 0:00.....	Conway 22-yard FG					
Wash. • 4 • 12:48.....	Conway 42-yard FG					
Wash. • 4 • 8:20.....	Davis 1-yard run (Conway PAT)					
Ariz. • 4 • 1:16.....	Jenkins 10-yard pass from Plummer (Gramatica PAT)					

### Team Statistics

	Redskins	Cardinals
First Downs.....	17	17
Total Net Yards.....	331	326
Rushing (Att.-Yards).....	35-130	22-80
Passing (A-C-I-Yards).....	26-19-0-201	34-20-1-246
Sacks Against-Yards.....	1-9	1-7
Punts-Yardage.....	4-50.3	5-44.8
Fumbles-Lost Fumbles.....	1-0	1-0
Penalties-Yardage.....	13-99	8-49
Time of Possession.....	33:44	26:16

### Individual Statistics

#### Rushing

Redskins.....Davis 26-110, TD; Carter 4-15.  
Cardinals.....Pittman 14-46; Plummer 3-21; Jenkins 2-10; Jones 2-2; Gruttadauria 1-1.

#### Passing

Redskins.....Banks 19-26, 210, TD.  
Cardinals.....Plummer 20-34, 253, TD, int.

#### Receiving

Redskins.....Westbrook 7-82; Gardier 2-52; Lockett 2-27; Johnson 2-14; Metcalf 2-9.  
Cardinals.....Boston 6-132; Pittman 5-43; Jenkins 3-33, TD; Mitchell 3-18; Sanders 2-23.

#### Sacks

Redskins.....Lang 1 (-7 yards).  
Cardinals.....Tosi 1 (-9 yards)

#### Leading Tacklers

Redskins.....Arrington 10 (8 solos); Green 6 (6 solos); Lang 5 (4 solos); Mitchell 5 (4 solos).  
Cardinals.....Lassiter 16 (12 solos); Tillman 13 (5 solos); McKinnon 10 (4 solos).

(Game Summaries continued on page 188)

(Game Summaries continued from page 187)

## Giants 17, Cardinals 13

December 15, 2001 □ Giants Stadium (77,913)

The Giants' sputtering offense, which gained only 132 yards on just 35 plays in the first three quarters and converted only three of 17 third-down plays for the day, saved its best for last, scoring 10 fourth-quarter points to overcome a late Arizona touchdown and prevail 17-13 in chilly-and-windy Giants Stadium. The elements dictated a close-to-the-vest field-position contest. Two first-half field goals by Arizona's **Bill Gramatica** and a 26-yard touchdown reception by New York's Ron Dixon staked the Giants to a precarious 7-6 lead through three quarters. Morten Andersen padded the Giants' advantage to 10-6 early in the fourth quarter. Following an exchange of punts, Arizona answered with its only touchdown, a 24-yard **Jake Plummer**-to-tight end **Tywan Mitchell** alley-oop pass in the end zone with 4:04 to play that completed an 10-play, 43-yard drive. But the Cards' defense, dominant all afternoon, was unable to hold New York as the Giants responded with their game-winning drive, an 11-play, 70-yard march that wide receiver **Amani Toomer** capped with a four-yard touchdown reception from quarterback **Kerry Collins** with 25 seconds to play. The Cardinals dominated time of possession (36:55-23:05) by running 20 more plays (78-58). Wide receiver **David Boston** caught eight passes for 84 yards, raising his NFL-leading receiving yardage total to 1,387. Plummer's 207 passing yards pushed his career total over the 14,000-yard mark (14,179).

### Scoring Summary

	1	2	3	4	OT	F
Arizona	3	3	0	7	—	13
N.Y. Giants	7	0	0	10	—	17

Ariz. • 1 • 7:41 .....Gramatica 42-yard FG

NYG • 1 • 5:08.....Dixon 26-yard pass from Collins (Andersen PAT)

Ariz. • 2 • 13:33 .....Gramatica 23-yard FG

NYG • 4 • 11:50.....Andersen 39-yard FG

Ariz. • 4 • 4:04 .....Mitchell 24-yard pass from Plummer (Gramatica PAT)

NYG • 4 • 0:25.....Toomer 4-yard pass from Collins (Andersen PAT)

### Team Statistics

	Cardinals	Giants
First Downs	19	15
Total Net Yards	285	244
Rushing (Att.-Yards)	30-88	25-105
Passing (A-C-I-Yards)	45-27-0-197	32-14-0-139
Sacks Against-Yards	3-10	1-8
Punts-Yardage	6-39.8	7-35.1
Fumbles-Lost Fumbles	4-1	3-0
Penalties-Yardage	5-40	2-10
Time of Possession	36:55	23:05

### Individual Statistics

#### Rushing

Cardinals.....Jones 14-37; Plummer 3-27; Pittman 12-24

Giants.....Barber 16-65; Dayne 4-9.

#### Passing

Cardinals.....Plummer 27-45, 207, TD.

Giants.....Collins 14-32, 147, 2 TDs.

#### Receiving

Cardinals.....Boston 8-84; Mitchell 7-62, TD; Pittman 3-5; Jones 3-4;

Sanders 2-19.

Giants.....Barber 5-35; Hilliard 4-41; Toomer 3-32, TD;

Dixon 1-26, TD.

#### Sacks

Cardinals.....R. Davis 1 (-8 yards).

Giants.....Barrow 1.5 (-0.5 yards); Strahan 0.5 (-4.5 yards); Short 0.5 (-4.5 yards); Hamilton 0.5 (-0.5 yards).

#### Leading Tacklers

Cardinals.....Lassiter 12 (7 solos), McKinnon 7 (6 solos); Thompson 7 (5 solos); Tillman 7 (2 solos).

Giants.....Armstead 16 (13 solos); Barrow 13 (9 solos); Short 10 (9 solos).

## Cardinals 17, Cowboys 10

December 23, 2001 □ Sun Devil Stadium (40,881)

Arizona's defense scored one touchdown (24-yard **Ronald McKinnon** interception return following **Marcus Bell** pass deflection), provided field position (eight-yard **Kwamie Lassiter** interception return) for a 34-yard field goal (**Cedric Oglesby**), and staged a first-quarter goal-line stand by rejecting the Cowboys three times from the one-yard line. The Cards spurned the Pokes on fourth down when end **Mao Tosi** stripped quarterback **Quincy Carter** as he was about to cross the goal line. The pivotal fumble rolled into the end zone and out of bounds for a touchdown. Dallas also missed two field-goal attempts. Arizona's offense, despite gaining just 209 total yards, running only 52 plays, and making just 11 first downs, gave Arizona a lead it would not relinquish with a quick-strike second-quarter eight-play, 76-yard drive, highlighted by wide receiver **Frank Sanders**' 58-yard reception to the Dallas one-yard line. Running back **Michael Pittman** ranned into the end zone three plays later for a 14-10 advantage. Oglesby's field goal, which increased the Cards' lead to the final 17-10 count with 22 seconds remaining in the second quarter, was his career first in his first NFL attempt in his first NFL game. McKinnon's touchdown, the first of his career, was Arizona's third defensive touchdown of the season. The contest was the second time in 2001 the Cardinals and their opponent played a scoreless second half (Philadelphia, Nov. 4). Lassiter's interception, his ninth, set his single-season best and handed him a share of the NFL pickoff lead. Rookie wide receiver **Arnold Jackson**, in his first NFL start, led Arizona's third defensive touchdown. The Cardinals were turnover free for the first time in 36 outings (Nov. 14, 1999 vs. Detroit). The contest also marked Arizona's final intradivision home game as a member of the NFC Eastern Division.

### Scoring Summary

	1	2	3	4	OT	F
Dallas	3	7	0	0	—	10
Arizona	0	17	0	0	—	17

Dallas • 1 • 0:05.....Hilbert 27-yard FG

Ariz. • 2 • 13:19 .....McKinnon 24-yard int. return (Oglesby PAT)

Dallas • 2 • 11:43.....Swinton 45-yard pass from Carter (Hilbert PAT)

Ariz. • 2 • 4:52 .....Pittman 1-yard run (Oglesby PAT)

Ariz. • 2 • 0:22 .....Oglesby 34-yard FG

### Team Statistics

	Cowboys	Cardinals
First Downs	21	11
Total Net Yards	343	209
Rushing (Att.-Yards)	40-174	20-75
Passing (A-C-I-Yards)	29-16-2-168	31-17-0-134
Sacks Against-Yards	1-7	1-10
Punts-Yardage	4-41.0	8-41.4
Fumbles-Lost Fumbles	2-1	0-0
Penalties-Yardage	9-65	5-27
Time of Possession	37:14	22:45

### Individual Statistics

#### Rushing

Cowboys.....Smith 26-128; Hambrick 4-27; Wiley 3-9; Carter 5-12.

Cardinals.....Pittman 14-58, TD; Jones 4-18.

#### Passing

Cowboys.....Carter 16-28, 176, TD, 2 int.

Cardinals.....Plummer 17-31, 144.

#### Receiving

Cowboys.....Swinton 3-72, TD; Galloway 3-28; Harris 3-21; Wiley 3-6.

Cardinals.....Jackson 4-14; Boston 3-26; Jones 3-12; Makovicka 3-12.

#### Sacks

Cowboys.....Frisch 1 (-10).

Cardinals.....Fredrickson 1 (-7 yards).

#### Leading Tacklers

Cowboys.....Coakley 6 (6 solos); Nguyen 7 (3 solos); Myers 6 (4 solos); Woodson 5 (4 solos).

Cardinals.....Fredrickson 13 (6 solos); Tillman 12 (10 solos); Lassiter 11 (6 solos); McKinnon 11 (8 solos); Thompson 10 (4 solos).

## Cardinals 30, Panthers 7

December 30, 2001 □ Ericsson Stadium (72,025)

The Cardinals rode a 27-point first half to a never-in-doubt 30-7 success in their first visit to Carolina's Ericsson Stadium, providing Arizona its largest margin of victory since 1993 (131 games, 38-10 vs. L.A. Rams, Dec. 5, 1993). The Cards also were turnoverless for the second consecutive week, a team first in 307 games (Nov. 21-28, 1982 vs. San Francisco and at Atlanta, respectively). Arizona middle linebacker **Ronald McKinnon** returned a (cornerback) **David Barrett**-forced Carolina fumble 25 yards for a touchdown on the second play from scrimmage. McKinnon's second touchdown in as many games. After kicker **Cedric Oglesby** booted the first of three field goals (41, 18, 26 yards), quarterback **Jake Plummer** and wide receiver **David Boston** combined for touchdown passes of 61 and five yards on Arizona's next two possessions. The second was the work of a short field provided by Barrett, who returned his interception of Panther rookie quarterback Chris Weinke 23 yards to Carolina's 12-yard line. Plummer avoided interception for the third consecutive game, extending his streak of interceptionless pass attempts to 121. Arizona posted 158 team rushing yards, its highest total in 38 games (159 yards, Nov. 14, 1999 vs. Detroit). **Michael Pittman** (12 att., 89 yards) and **Thomas Jones** (16 att., 69 yards) administered most of the damage on the ground. Pittman also added 28 receiving yards and 44 kickoff-return yards for 161 total yards. Despite completing 36 of 63 pass attempts, both single-game Card opponent records, Weinke's longest completion covered only 15 yards. The Cards' defense held the opposition scoreless in the second half for the second consecutive week. Thirty-nine of Carolina's 44 second-half plays were passes. Arizona gained 208 yards on 25 first-down plays, an average of 8.3 yards per snap. Boston recorded his ninth 100-yard receiving game (seven rec., 127 yards) to break **Rob Moore's** 1997 franchise single-season record.

### Scoring Summary

	1	2	3	4	OT	F
Arizona	7	20	3	0	—	30
Carolina	0	7	0	0	—	7
Ariz. • 1 • 14:04 ...McKinnon 25-yard fumble return (Oglesby PAT)						
Ariz. • 2 • 14:56 ...Oglesby 41-yard FG						
Ariz. • 2 • 12:36 ...Boston 61-yard pass from Plummer (Oglesby PAT)						
Ariz. • 2 • 9:46 ...Boston 5-yard pass from Plummer (Oglesby PAT)						
Caro. • 2 • 2:38 ...Hayes 7-yard pass from Weinke (Kasay PAT)						
Ariz. • 2 • 0:00 ...Oglesby 18-yard FG						
Ariz. • 3 • 11:27 ...Oglesby 26-yard FG						

### Team Statistics

	Cardinals	Panthers
First Downs	16	20
Total Net Yards	331	318
Rushing (Att.-Yards)	33-158	20-95
Passing (A-C-I-Yards)	24-12-0-173	63-36-1-223
Sacks Against-Yards	0-0	0-0
Punts-Yardage	5-39.2	3-41.7
Fumbles-Lost Fumbles	0-0	2-1
Penalties-Yardage	5-30	7-81
Time of Possession	25:48	34:12

### Individual Statistics

#### Rushing

Cardinals.....Pittman 12-89; Jones 16-69.  
Panthers.....Huntley 12-62; Weinke 5-19.

#### Passing

Cardinals.....Plummer 12-23, 173, 2 TDs.  
Panthers.....Weinke 36-63, 223, TD, int.

#### Receiving

Cardinals.....Boston 7-127, 2 TDs; Pittman 2-26; Mitchell 2-15.  
Panthers.....Byrd 7-60; Hetherington 7-48; Hayes 6-39, TD; Hoover 5-29.

#### Sacks

Cardinals.....None.  
Panthers.....None.

#### Leading Tacklers

Cardinals.....Tillman 12 (7 solos); Barrett 11 (10 solos); Chavous 8 (5 solos); Fredrickson 8 (4 solos).  
Panthers.....Towns 7 (7 solos); Morgan 7 (4 solos); Hamrick 6 (6 solos); Williams 5 (5 solos).

## Redskins 20, Cardinals 17

January 6, 2002 □ FedEx Field (61,721)

A steady 40-degree rain and Washington's defense slymied the Cardinals; offense into season lows in total offense (178 yards), plays (44), first downs (10), rushing yards (45), pass completions (11), and time of possession (19:53), nixing Arizona's hopes of reaching .500 in its final game as a member of the NFC Eastern Division. Despite the Cards' offensive splutterings, Arizona led most of the way. Rookie safety **Adrian Wilson** staked the Cardinals to an early 7-0 lead with a 61-yard interception return for a touchdown, his first NFL six-pointer. Arizona built a 17-6 half-time lead with a four-yard **Thomas Jones** touchdown run two plays after a 48-yard **Jake Plummer-to-David Boston** pass connection to Washington's 15-yard line, and a 26-yard **Cedric Oglesby** field goal to cap an 11-play, 63-yard drive that included Plummer completions of 17 and 22 yards to **Frank Sanders**. The Redskins' Stephen Davis-paced smash-mouth rushing attack gained 83 of its 178 yards in the second half when Arizona gained only 24 yards and Plummer completed just two of 11 passes for nine yards. Davis' 148 yards rushing on 38 carries were Cardinal season opponent highs. Washington cut its deficit to 17-12 with a five-yard **Tony Banks-to-Walter Rasby** touchdown pass late in the third quarter. The teams traded four punts into the fourth quarter when Arizona committed its first turnover in three games, a deflected pass interception, Plummer's first in 143 attempts, by Redskin linebacker Antonio Pierce at Arizona's 23-yard line with 7:53 to play. Washington sloshed into the end zone for the game-winning touchdown eight plays later. Fittingly, Davis, who rushed 64 times for 258 yards in the two 2001 Arizona-Washington meetings, covered the final two yards. Boston frosted his first Pro Bowl season with two receptions for 58 yards for season totals of 98 receptions for an NFL-leading and Cardinal single-season record of 1,598 yards, snapping Rob Moore's 1997 mark of 1,584 yards.

### Scoring Summary

	1	2	3	4	OT	F
Arizona	7	10	0	0	—	17
Washington	0	6	6	8	—	20
Ariz. • 1 • 10:40 ...Wilson 61-yard interception return (Oglesby PAT)						
Wash. • 2 • 12:27 ...Conway 36-yard FG						
Ariz. • 2 • 9:00 ...Jones 4-yard run (Oglesby PAT)						
Wash. • 2 • 3:46 ...Conway 33-yard FG						
Ariz. • 2 • 0:13 ...Oglesby 26-yard FG						
Wash. • 3 • 3:19 ...Rasby 5-yard pass from Banks (2-pt. pass failed)						
Wash. • 4 • 3:17 ...Davis 2-yard run (Davis 2-pt. run)						

### Team Statistics

	Cardinals	Redskins
First Downs	10	22
Total Net Yards	187	340
Rushing (Att.-Yards)	17-45	49-178
Passing (A-C-I-Yards)	25-11-1-142	26-14-1-162
Sacks Against-Yards	2-12	0-0
Punts-Yardage	6-37.7	4-45.5
Fumbles-Lost Fumbles	2-0	3-0
Penalties-Yardage	1-5	3-20
Time of Possession	19:53	40:07

### Individual Statistics

#### Rushing

Cardinals.....Jones 7-26, TD; Pittman 8-19.  
Redskins.....Davis 38-148, TD; Carter 3-24; Banks 5-8.

#### Passing

Cardinals.....Plummer 11-25, 154, int.  
Redskins.....Banks 13-25, 154, TD, int.; Graham 1 of 1, 8.

#### Receiving

Cardinals.....Bush 3-30; Boston 2-58; Sanders 2-39.  
Redskins.....Westbrook 5-62; Rasby 3-45, TD.

#### Sacks

Cardinals.....None.  
Redskins.....Wilkinson 1 (-7 yards); Coleman 1 (-5 yards).

#### Leading Tacklers

Cardinals.....Tillman 18 (8 solos); McKinnon 17 (9 solos); Lassiter 16 (9 solos); Fredrickson 14 (9 solos).  
Redskins.....Pierce 4 (4 solos); Mason 4 (3 solos); Coleman 3 (3 solos); Jones 3 (3 solos); Shade 3 (3 solos).

# 2001 Statistics

## Won 7, Lost 9

Date	W/L/T	Score	Site/Opponent	Attendance
Sept. 23	L	17-38	Denver Broncos	47,239
Sept. 30	L	14-34	Atlanta Falcons	23,790
Oct. 7	W	21-20	at Philadelphia Eagles	66,360
Oct. 14	L	13-20	at Chicago Bears	66,944
Oct. 21	W	24-16	Kansas City Chiefs	29,983
Oct. 28	L	3-17	at Dallas Cowboys	63,114
Nov. 4	L	7-21	Philadelphia Eagles	27,290
Nov. 11	L	10-17	New York Giants	33,107
Nov. 18	W	45-38	Detroit Lions	24,363
Nov. 25	W	20-17	at San Diego Chargers	49,398
Dec. 2	W	34-31 OT	at Oakland Raiders	46,601
Dec. 9	L	10-20	Washington Redskins	36,642
Dec. 15	L	13-17	at New York Giants	77,913
Dec. 23	W	17-10	Dallas Cowboys	40,881
Dec. 30	W	30-7	at Carolina Panthers	72,025
Jan. 6	L	17-20	at Washington Redskins	61,721

Rookie kicker Bill Gramatica led the Cardinals in scoring despite missing three games due to injury.



## Team

	Arizona	Opp.
<b>Total First Downs</b> .....	<b>277</b> .....	<b>319</b>
Rushing	77	124
Passing	177	179
Penalty	23	16
3rd Down Made/Att	57/196	84/220
3rd Down Pct.	29.1	38.2
4th Down: Made/Att	10/20	12/24
4th Down Pct.	50.0	50.0
<b>Possession Avg.</b> .....	<b>27:45</b> .....	<b>32:15</b>
<b>Total Net Yards</b> .....	<b>4,898</b> .....	<b>5,685</b>
Avg. Per Game	306.1	355.3
Total Plays	955	1071
Avg. Per Play	5.1	5.3
<b>Net Yards Rushing</b> .....	<b>1,449</b> .....	<b>2,087</b>
Avg. Per Game	90.6	130.4
Total Rushes	400	496
<b>Net Yards Passing</b> .....	<b>3,449</b> .....	<b>3,598</b>
Avg. Per Game	215.6	224.9
Sacked/Yards Lost	29/204	19/128
Gross Yards	3653	3726
Att./Completions	526/304	556/337
Completion Pct.	57.8	60.6
Had Intercepted	14	17
<b>Punts/Average</b> .....	<b>87/41.0</b> .....	<b>75/43.3</b>
<b>Net Punting Average</b> .....	<b>87/33.7</b> .....	<b>75/34.1</b>
<b>Penalties/Yards</b> .....	<b>72/620</b> .....	<b>110/980</b>
<b>Fumbles/Ball Lost</b> .....	<b>26/13</b> .....	<b>27/7</b>
<b>Touchdowns</b> .....	<b>33</b> .....	<b>39</b>
Rushing	10	10
Passing	18	26
Returns	5	3

## Score By Period

	Q1	Q2	Q3	Q4	OT	Pts.
Team	51	110	30	101	3	295
Opponents	57	114	72	100	0	343

## Scoring

	TD	Run	Pass	Ret.	K-PAT	FG	S	Pts.
Gramatica	0	0	0	0	25/25	16/20	0	73
Boston	8	0	8	0			0	48
Jones	5	5	0	0			0	30
Pittman	5	5	0	0			0	30
Oglesby	0	0	0	0	7/7	5/6	0	22
Jenkins	3	0	3	0			0	18
Hardy	2	0	2	0			0	12
McKinnon	2	0	0	2			0	12
Mitchell	2	0	2	0			0	12
Sanders	2	0	0	0			0	12
Makovicka	1	0	1	0			0	6
Vanden Bosch	1	0	0	1			0	6
Wakefield	1	0	0	1			0	6
Wilson	1	0	0	1			0	6
Plummer	0	0	0	0			0	2
<b>Team</b>	<b>33</b>	<b>10</b>	<b>18</b>	<b>5</b>	<b>32/32</b>	<b>21/26</b>	<b>0</b>	<b>295</b>
<b>Opponents</b>	<b>39</b>	<b>10</b>	<b>26</b>	<b>3</b>	<b>36/36</b>	<b>23/32</b>	<b>0</b>	<b>343</b>

Two-Point Conversions: Plummer, Team 1-1, Opponents 2-3



# 2001 Defensive Statistics

Name	Pos.	G/GS	Tackles			QB Sacks/ Yards	QB Pressures	Tackles For Loss	Passes Defensed	Fumbles		Forced Fumbles
			Solo	Assists	Total					Int.	Recovered	
Ronald McKinnon	MLB	16/16	99	91	190	2/12	5	6	4	1	2	1
Kwamie Lassiter	FS	16/16	100	69	169	1/4	1	2	7	9	0	1
Rob Fredrickson	OLB	15/15	65	78	143	4/27	0	4	2	0	0	1
Pat Tillman	SS	11/11	66	58	124	0/0	3	1	2	0	0	1
Ray Thompson	OLB	14/14	66	52	118	0/0	2	6	1	0	0	0
Corey Chavous	CB	14/14	59	28	87	0/0	1	3	11	1	0	0
Russell Davis	DT	16/16	45	27	72	2/17	3	1	0	0	0	0
David Barrett	CB	16/9	50	21	71	0/0	0	1	9	2	0	3
Fred Wakefield	DE	16/12	20	27	47	2/10	16	3	9	1	0	0
Justin Lucas	DB	13/4	25	17	42	0/0	0	2	2	0	0	0
Barron Tanner	DT	16/16	20	20	40	0/0	6	3	3	0	0	0
Marcus Bell	DT	13/0	17	21	38	0/0	4	1	3	0	0	0
Thomas Burke	DE	12/9	14	21	35	2/23	6	3	2	0	1	0
Tom Knight	CB	8/8	25	7	32	0/0	0	0	5	1	0	0
Adrian Wilson	DB	14/0	19	13	32	1/10	3	2	10	2	0	0
Mao Tosi	DT	12/1	12	11	23	1/9	1	1	1	0	0	1
Renaldo Hill	DB	13/1	19	3	22	1/5	0	0	3	0	0	0
Jabari Issa	DE	13/5	13	9	22	0/0	2	1	0	0	0	0
Zack Walz	OLB	14/2	11	8	19	1/1	0	1	0	0	0	0
Sékou Sanyika	OLB	15/1	10	4	14	1/8	11	0	0	0	0	0
Mario Fatafehi	DT	7/1	5	9	14	0/0	2	0	0	0	0	0
Kyle Vanden Bosch	DE	3/3	8	4	12	1/9	1	0	1	0	1	0
LeVar Woods	LB	15/0	6	5	11	0/0	2	0	0	0	0	0
Coby Rhinehart	CB	13/0	4	4	8	0/0	0	0	0	0	0	0
Johnny Rutledge	LB	14/0	1	1	2	0/0	0	0	0	0	0	0
Andy Bowers	DE	1/1	0	1	1	0/0	0	0	0	0	0	0

## Special Teams

### Tackles (Solo-Assist-Total)

Zack Walz 9-9-18  
Pat Tillman 12-5-17  
LeVar Woods 11-4-15  
Sékou Sanyika 10-4-14  
Marcel Shipp 9-3-12

MarTay Jenkins 8-4-12  
Adrian Wilson 8-4-12  
Coby Rhinehart 8-2-10  
David Barrett 5-2-7  
Justin Lucas 5-2-7

Corey Chavous 4-3-7  
Dennis McKinley 2-5-7  
Johnny Rutledge 4-2-6  
Joel Makovicka 3-3-6  
Renaldo Hill 2-3-5

Kwamie Lassiter 2-3-5  
Trey Junkin 2-1-3  
Cedric Oglesby 1-0-1  
Scott Player 1-0-1  
Michael Stone 1-0-1

### Blocks

Justin Lucas-60  
Zack Walz-58  
LeVar Woods-56  
David Barrett-51  
Coby Rhinehart-50  
Sékou Sanyika-44

Dennis McKinley-40  
Marcel Shipp-33  
Kwamie Lassiter-28  
Joel Makovicka-27  
Ronald McKinnon-26  
Corey Chavous-22

Johnny Rutledge-21  
Michael Stone-21  
Renaldo Hill-20  
Thomas Burke-19  
Steve Bush-16  
Tywan Mitchell-15

Adrian Wilson-9  
Jason Starkey-4  
Pat Tillman-2  
Kyle Vanden Bosch-2  
Tom Knight-1  
Ray Thompson-1

### Penalties

Sept. 23 vs. Denver-0  
Sept. 30 vs. Atlanta-0  
Oct. 7 at Philadelphia-3  
Oct. 14 at Chicago-1

Oct. 21 vs. Kansas City-1  
Oct. 28 at Dallas-0  
Nov. 4 vs. Philadelphia-0  
Nov. 11 vs. N.Y. Giants-0

Nov. 18 vs. Detroit-0  
Nov. 25 at San Diego-0  
Dec. 2 at Oakland-0  
Dec. 9 vs Washington-2

Dec. 15 at N.Y. Giants-3  
Dec. 23 vs. Dallas-2  
Dec. 30 at Carolina-1  
Jan. 6 at Washington-0

## Miscellaneous

- ☐ Coby Rhinehart: Forced fumble on kickoff coverage at Chicago, Oct. 14
- ☐ Zack Walz: Fumble recovery on kickoff coverage at Chicago, Oct. 14
- ☐ Fred Wakefield: Partial deflection of field goal at San Diego, Nov. 25
- ☐ Fred Wakefield: Blocked 41-yard field goal at Oakland, Dec. 2
- ☐ LeVar Woods: Fumble recovery on punt at Oakland, Dec. 2; forced fumble on kickoff at Washington, Jan. 6

- ☐ Sékou Sanyika: Fumble recovery on Card kickoff return at N.Y. Giants, Dec. 15
- ☐ Fred Wakefield: Tackle on Cardinal aborted field goal attempt at N.Y. Giants, Dec. 15

## Offense

Date	Opponent	First Downs			Total Offense	Rushing	Passing	Penalties	Fumbles	Punts							
		Total	R	P							Total Plays	Total All.	All.	C	I	Net	GRO
Sept. 23	Denver	14	3	11	308	84	18	28	16	1	224	242	3-18	6-79	2-2	5-47.0	
Sept. 30	Atlanta	21	5	11	335	54	35	35	23	3	245	276	4-31	3-30	1-1	3-43.7	
Oct. 7	At Philadelphia	19	6	10	329	97	28	32	18	1	232	238	1-6	5-40	3-0	6-40.8	
Oct. 14	At Chicago	16	5	11	288	82	25	37	20	0	206	216	1-10	6-50	1-1	6-37.2	
Oct. 21	Kansas City	20	8	9	363	62	62	35	16	0	228	228	0-0	6-50	2-2	5-44.4	
Oct. 28	At Dallas	17	4	13	292	75	22	42	25	2	217	233	2-16	5-72	3-2	3-43.0	
Nov. 4	Philadelphia	20	1	18	327	68	68	41	24	1	270	293	3-23	1-9	2-1	10-41.4	
Nov. 11	N.Y. Giants	12	4	8	213	52	78	25	13	1	135	172	2-37	4-24	4-2	5-40.8	
Nov. 18	Denver	23	4	17	417	61	99	26	26	3	328	334	2-6	5-59	0-0	4-39.8	
Nov. 25	At San Diego	18	5	12	289	58	71	24	31	19	227	241	3-14	3-26	0-0	4-42.0	
Dec. 2	At Oakland	24	8	12	390	73	145	34	38	22	0	245	249	1-4	4-30	1-1	5-36.0
Dec. 9	Washington	17	4	11	326	57	80	22	2	1	246	253	1-7	8-49	1-0	5-44.8	
Dec. 15	At N.Y. Giants	19	7	12	285	78	88	30	20	1	197	207	3-10	5-40	4-1	6-39.8	
Dec. 23	Dallas	11	4	6	209	52	75	20	31	17	0	134	144	1-10	5-27	0-0	8-41.4
Dec. 30	At Carolina	16	6	9	331	57	158	33	12	0	173	173	0-0	5-30	0-0	5-39.2	
Jan. 6	At Washington	10	3	7	187	44	45	17	25	11	142	154	2-12	1-5	2-0	6-37.7	
<b>Totals</b>		<b>277</b>	<b>77</b>	<b>177</b>	<b>4,898</b>	<b>955</b>	<b>1,449</b>	<b>400</b>	<b>526</b>	<b>304</b>	<b>14</b>	<b>3,449</b>	<b>3,653</b>	<b>29-204</b>	<b>72-620</b>	<b>26-13</b>	<b>87-41.0</b>

## Defense

Date	Opponent	First Downs			Total Offense	Rushing	Passing	Penalties	Fumbles	Punts							
		Total	R	P							Total Plays	Total All.	All.	C	I	Net	GRO
Sept. 23	Denver	27	9	15	381	147	37	31	22	0	234	242	1-8	4-32	2-0	4-54.3	
Sept. 30	Atlanta	21	9	12	379	111	34	28	20	0	258	286	2-18	9-58	2-0	5-47.5	
Oct. 7	At Philadelphia	19	9	10	440	61	179	30	19	1	261	280	2-19	8-98	2-1	5-41.4	
Oct. 14	At Chicago	13	8	5	253	53	137	32	21	15	116	116	0-0	5-45	2-1	4-44.8	
Oct. 21	Kansas City	20	5	13	459	65	119	30	24	2	340	352	1-12	10-107	1-0	5-42.8	
Oct. 28	At Dallas	15	9	5	225	56	145	34	19	1	80	93	3-13	5-37	1-1	5-43.0	
Nov. 4	Philadelphia	13	5	8	332	58	113	22	33	19	1	219	238	3-19	4-36	0-0	10-47.6
Nov. 11	N.Y. Giants	20	10	8	334	67	166	11	24	15	148	155	2-7	4-36	2-0	5-29.2	
Nov. 18	Detroit	30	4	22	478	85	49	22	36	3	429	436	1-7	6-69	1-0	3-49.3	
Nov. 25	At San Diego	20	8	12	392	67	84	33	44	33	0	308	308	0-0	6-55	2-1	3-51.0
Dec. 2	At Oakland	28	10	15	436	78	135	32	45	29	2	301	302	1-1	8-76	1-1	3-45.6
Dec. 9	Washington	17	6	11	331	62	100	25	26	19	0	201	210	1-9	13-99	1-0	4-50.3
Dec. 15	At N.Y. Giants	15	5	10	244	58	105	35	39	14	0	139	147	1-8	2-10	3-0	7-35.1
Dec. 23	Dallas	21	10	9	343	70	174	40	29	16	2	169	176	1-7	9-65	2-1	4-41.0
Dec. 30	At Carolina	18	5	14	318	83	95	20	63	36	1	223	223	0-0	7-81	2-1	3-41.7
Jan. 6	At Washington	22	12	10	340	75	178	49	26	14	1	192	192	0-0	3-20	3-0	4-45.5
<b>Totals</b>		<b>319</b>	<b>124</b>	<b>179</b>	<b>5,685</b>	<b>1,071</b>	<b>2,897</b>	<b>486</b>	<b>556</b>	<b>337</b>	<b>17</b>	<b>3,598</b>	<b>3,726</b>	<b>19-128</b>	<b>110-980</b>	<b>27-7</b>	<b>68-43.3</b>

# Individual Rushing

## Michael Pittman

## Thomas Jones

Date	Opponent	Att.	Yds.	Avg.	Lg	TD	Att.	Yds.	Avg.	Lg	TD
Sunday, September 9	Open Date										
Sunday, September 16	At Washington Redskins (PPD)										
Sunday, September 23	Denver Broncos	Suspended					17	65	3.8	21	1
Sunday, September 30	Atlanta Falcons	7	53	7.6	24t	1	5	21	4.2	12	0
Sunday, October 7	At Philadelphia	22	83	3.8	13	0	5	13	2.6	5	0
Sunday, October 14	At Chicago Bears	16	50	3.1	8	0	6	14	2.3	4	0
Sunday, October 21	Kansas City Chiefs	26	95	3.7	24t	1	7	26	3.7	13t	1
Sunday, October 28	At Dallas Cowboys	16	29	1.8	12	0	1	-1	-1.0	-1	0
Sunday, November 4	Philadelphia Eagles	18	43	2.4	7	0	6	14	2.3	5	0
Sunday, November 11	New York Giants	17	54	3.2	13	0	5	15	3.0	8	0
Sunday, November 18	Detroit Lions	23	81	3.5	10	0	2	3	1.5	3t	1
Sunday, November 25	At San Diego Chargers	18	44	2.4	5	1	5	22	4.4	10	0
Sunday, December 2	At Oakland Raiders	18	78	4.3	42	1	10	36	3.6	10	1
Sunday, December 9	Washington Redskins	14	46	3.3	7	0	2	2	1.0	1	0
Saturday, December 15	At New York Giants	12	24	2.0	8	0	14	37	2.6	12	0
Sunday, December 23	Dallas Cowboys	14	58	4.1	27	1	4	18	4.5	8	0
Sunday, December 30	At Carolina Panthers	12	89	7.4	39	0	16	69	4.3	13	0
Sunday, January 6, 2002	At Washington Redskins	8	19	2.4	5	0	7	26	3.7	11	1
<b>Totals</b>		<b>241</b>	<b>846</b>	<b>3.5</b>	<b>42</b>	<b>5</b>	<b>112</b>	<b>380</b>	<b>3.4</b>	<b>21</b>	<b>5</b>

## Jake Plummer

## Joel Makovicka

Date	Opponent	Att.	Yds.	Avg.	Lg	TD	Att.	Yds.	Avg.	Lg	TD
Sunday, September 9	Open Date										
Sunday, September 16	At Washington Redskins (PPD)										
Sunday, September 23	Denver Broncos	1	19	19.0	19	0	0	0	0.0	0	0
Sunday, September 30	Atlanta Falcons	2	-1	-0.5	0	0	0	0	0.0	0	0
Sunday, October 7	At Philadelphia	1	1	1.0	1	0	0	0	0.0	0	0
Sunday, October 14	At Chicago Bears	2	7	3.5	5	0	0	0	0.0	0	0
Sunday, October 21	Kansas City Chiefs	3	20	6.7	15	0	0	0	0.0	0	0
Sunday, October 28	At Dallas Cowboys	4	35	8.8	21	0	0	0	0.0	0	0
Sunday, November 4	Philadelphia Eagles	0	0	0.0	0	0	0	0	0.0	0	0
Sunday, November 11	New York Giants	3	9	3.0	8	0	0	0	0.0	0	0
Sunday, November 18	Detroit Lions	1	5	5.0	5	0	0	0	0.0	0	0
Sunday, November 25	At San Diego Chargers	1	5	5.0	5	0	0	0	0.0	0	0
Sunday, December 2	At Oakland Raiders	4	16	4.0	6	0	1	19	19.0	19	0
Sunday, December 9	Washington Redskins	3	21	7.0	8	0	0	0	0.0	0	0
Saturday, December 15	At New York Giants	3	27	9.0	15	0	0	0	0.0	0	0
Sunday, December 23	Dallas Cowboys	1	0	0.0	0	0	0	0	0.0	0	0
Sunday, December 30	At Carolina Panthers	4	-1	-0.3	5	0	0	0	0.0	0	0
Sunday, January 6, 2002	At Washington Redskins	2	0	0.0	0	0	0	0	0.0	0	0
<b>Totals</b>		<b>35</b>	<b>163</b>	<b>4.7</b>	<b>21</b>	<b>0</b>	<b>1</b>	<b>19</b>	<b>19.0</b>	<b>19</b>	<b>0</b>

## Others

### MarTay Jenkins

- ☐ One rush for -6 yards vs. Kansas City, Oct. 21.
- ☐ Two rushes for 10 yards vs. Washington, Dec. 9

### Mike Gruttadauria

- ☐ One rush for 1 yard vs. Washington, Dec. 9

### Scott Player

- ☐ One rush for 0 yards on aborted field goal try at N.Y. Giants, Dec. 15

### Dennis McKinley

- ☐ One rush for one yard at Carolina, Dec. 30

### David Boston

- ☐ One rush for 17 yards vs. Atlanta, Sept. 30
- ☐ One rush for 11 yards at Chicago, Oct. 14
- ☐ One rush for 12 yards at Dallas, Oct. 28
- ☐ One rush -4 yards at Oakland, Dec. 2
- ☐ One rush for -1 yard vs. Dallas, Dec. 23

# Individual Passing

## Jake Plummer

Date	Opponent	Att.	Comp.	Yds.	Pct.	TD	Int.	Long	Tkl
Sunday, September 9	Open Date								
Sunday, September 16	At Washington Redskins (PPD)								
Sunday, September 23	Denver Broncos	28	16	242	57.1	1	1	47	3/18
Sunday, September 30	Atlanta Falcons	35	23	276	65.7	1	3	58	4/31
Sunday, October 7	At Philadelphia	32	18	238	56.3	2	1	35t	1/6
Sunday, October 14	At Chicago Bears	37	20	216	54.1	1	0	31	1/10
Sunday, October 21	Kansas City Chiefs	25	16	228	64.0	1	0	49	0/0
Sunday, October 28	At Dallas Cowboys	42	25	233	59.5	0	2	35	2/16
Sunday, November 4	Philadelphia Eagles	41	24	293	58.5	1	1	52	3/23
Sunday, November 11	New York Giants	25	13	172	52.0	1	1	38t	2/37
Sunday, November 18	Detroit Lions	33	21	334	63.6	4	1	68t	2/6
Sunday, November 25	At San Diego Chargers	31	19	241	61.3	1	2	37t	3/14
Sunday, December 2	At Oakland Raiders	38	22	249	57.9	1	0	50t	1/4
Sunday, December 9	Washington Redskins	34	20	253	58.8	1	1	40	1/7
Saturday, December 15	At New York Giants	45	27	207	60.0	1	0	24t	3/10
Sunday, December 23	Dallas Cowboys	31	17	144	54.8	0	0	58	1/10
Sunday, December 30	At Carolina Panthers	23	12	173	52.2	2	0	61t	0/0
Sunday, January 6, 2002	At Washington Redskins	25	11	154	44.0	0	1	48	2/12
<b>Totals</b>		<b>525</b>	<b>304</b>	<b>3,653</b>	<b>57.9</b>	<b>18</b>	<b>14</b>	<b>68t</b>	<b>29/204</b>

## Other

### Frank Sanders

□ One pass incompleion on end-around at Carolina, Dec. 30

# Individual Receiving

## David Boston

## Michael Pittman

Date	Opponent	David Boston				Michael Pittman			
		Rec.	Yds.	Avg.	Lg TD	Rec.	Yds.	Avg.	Lg TD
Sunday, September 9	Open Date								
Sunday, September 16	At Washington Redskins (PPD)								
Sunday, September 23	Denver Broncos	8	145	18.1	47 0	Suspended			
Sunday, September 30	Atlanta Falcons	4	49	12.2	21 0	6	31	5.2	9 0
Sunday, October 7	At Philadelphia	4	71	17.8	31 0	2	16	8.0	12 0
Sunday, October 14	At Chicago Bears	6	85	14.2	25 0	5	25	5.0	13 0
Sunday, October 21	Kansas City Chiefs	7	131	18.7	49 1	4	42	10.5	27 0
Sunday, October 28	At Dallas Cowboys	9	108	12.0	35 0	2	16	8.0	8 0
Sunday, November 4	Philadelphia Eagles	8	138	17.3	52 0	5	28	5.6	11 0
Sunday, November 11	New York Giants	9	137	15.2	38t 1	2	7	3.5	8 0
Sunday, November 18	Detroit Lions	5	80	16.0	24 2	1	3	3.0	3 0
Sunday, November 25	At San Diego Chargers	6	121	20.2	37t 1	1	3	3.0	3 0
Sunday, December 2	At Oakland Raiders	6	106	17.7	50t 1	4	17	4.3	6 0
Sunday, December 9	Washington Redskins	6	132	22.0	40 0	5	43	8.6	16 0
Saturday, December 15	At New York Giants	8	84	10.5	20 0	3	5	1.7	4 0
Sunday, December 23	Dallas Cowboys	3	26	8.7	13 0	0	0	0.0	0 0
Sunday, December 30	At Carolina Panthers	7	127	18.1	61t 2	2	28	14.0	16 0
Sunday, January 6, 2002	At Washington Redskins	2	58	29.0	48 0	0	0	0.0	0 0
<b>Totals</b>		<b>98</b>	<b>1,598</b>	<b>16.3</b>	<b>61t 8</b>	<b>42</b>	<b>264</b>	<b>6.3</b>	<b>27 0</b>

(Individual Receiving continued on page 196)

(Individual Receiving continued from page 195)

### Frank Sanders MarTay Jenkins Tywan Mitchell

Date	Opponent	Rec.	Yds.	Avg.	Lg	TD	Rec.	Yds.	Avg.	Lg	TD	Rec.	Yds.	Avg.	Lg	TD
Sunday, September 9	Open Date															
Sunday, September 16	At Washington Redskins (PPD)															
Sunday, September 23	Denver Broncos	4	28	7.0	11	0	1	30	30.0	30	0	1	20	20.0	20	0
Sunday, September 30	Atlanta Falcons	4	96	24.0	58	0	2	26	13.0	18	0	0	0	0.0	0	0
Sunday, October 7	At Philadelphia	1	3	3.0	3	0	6	119	19.8	35f	1	0	0	0.0	0	0
Sunday, October 14	At Chicago Bears	3	47	15.7	31	1	1	22	22.0	22	0	0	0	0.0	0	0
Sunday, October 21	Kansas City Chiefs	2	18	9.0	12	0	1	11	11.0	11	0	0	0	0.0	0	0
Sunday, October 28	At Dallas Cowboys	5	56	11.2	15	0	1	5	5.0	5	0	2	8	4.0	6	0
Sunday, November 4	Philadelphia Eagles	6	87	14.5	20	0	2	26	13.0	15	0	3	14	4.7	16	1
Sunday, November 11	New York Giants	1	6	6.0	6	0	1	22	22.0	22	0	0	0	0.0	0	0
Sunday, November 18	Detroit Lions	7	127	18.1	68f	1	3	90	30.0	53	1	0	0	0.0	0	0
Sunday, November 25	At San Diego Chargers	0	0	0.0	0	0	4	40	10.0	16	0	3	39	13.0	20	0
Sunday, December 2	At Oakland Raiders	Inactive (hamstring)					6	90	15.0	21	0	1	5	5.0	5	0
Sunday, December 9	Washington Redskins	2	23	11.5	16	0	3	33	11.0	22	1	3	18	6.0	8	0
Saturday, December 15	At New York Giants	2	19	9.5	10	0	1	4	4.0	4	0	7	62	8.9	24f	1
Sunday, December 23	Dallas Cowboys	2	69	34.5	58	0	Inactive (ankle)					2	11	5.5	7	0
Sunday, December 30	At Carolina Panthers	0	0	0.0	0	0	Inactive (ankle)					2	15	7.5	10	0
Sunday, January 6, 2002	At Washington Redskins	2	39	19.5	22	0	Inactive (ankle)					1	4	4.0	4	0
<b>Totals</b>		<b>41</b>	<b>618</b>	<b>15.1</b>	<b>68f</b>	<b>2</b>	<b>32</b>	<b>518</b>	<b>16.2</b>	<b>53</b>	<b>3</b>	<b>25</b>	<b>196</b>	<b>7.8</b>	<b>24f</b>	<b>2</b>

### Thomas Jones Joel Makovicka Terry Hardy

Date	Opponent	Rec.	Yds.	Avg.	Lg	TD	Rec.	Yds.	Avg.	Lg	TD	Rec.	Yds.	Avg.	Lg	TD
Sunday, September 9	Open Date															
Sunday, September 16	At Washington Redskins (PPD)															
Sunday, September 23	Denver Broncos	1	13	13.0	13	0	0	0	0.0	0	0	1	6	6.0	6f	1
Sunday, September 30	Atlanta Falcons	4	53	13.3	18	0	1	-4	-4.0	-4	0	2	25	12.5	13	1
Sunday, October 7	At Philadelphia	0	0	0.0	0	0	2	7	3.5	5	1	3	22	7.3	11	0
Sunday, October 14	At Chicago Bears	2	17	8.5	10	0	2	10	5.0	6	0	1	10	10.0	10	0
Sunday, October 21	Kansas City Chiefs	0	0	0.0	0	0	1	25	25.0	25	0	1	1	1.0	1	0
Sunday, October 28	At Dallas Cowboys	4	21	5.3	10	0	1	8	8.0	8	0	1	11	11.0	11	0
Sunday, November 4	Philadelphia Eagles	0	0	0.0	0	0	0	0	0.0	0	0	Inactive (shoulder)				
Sunday, November 11	New York Giants	0	0	0.0	0	0	0	0	0.0	0	0	Inactive (shoulder)				
Sunday, November 18	Detroit Lions	0	0	0.0	0	0	1	8	8.0	8	0	Inactive (shoulder)				
Sunday, November 25	At San Diego Chargers	1	9	9.0	9	0	2	10	5.0	6	0	0	0	0.0	0	0
Sunday, December 2	At Oakland Raiders	1	10	10.0	10	0	0	0	0.0	0	0	2	4	2.0	3	0
Sunday, December 9	Washington Redskins	0	0	0.0	0	0	1	4	4.0	4	0	Injured reserve (knee)				
Saturday, December 15	At New York Giants	3	4	1.3	8	0	1	3	3.0	3	0	Injured reserve (knee)				
Sunday, December 23	Dallas Cowboys	3	12	4.0	5	0	3	12	4.0	10	0	Injured reserve (knee)				
Sunday, December 30	At Carolina Panthers	1	3	3.0	3	0	0	0	0.0	0	0	Injured reserve (knee)				
Sunday, January 6, 2002	At Washington Redskins	1	9	9.0	9	0	1	12	12.0	12	0	Injured reserve (knee)				
<b>Totals</b>		<b>21</b>	<b>151</b>	<b>7.2</b>	<b>18</b>	<b>0</b>	<b>16</b>	<b>95</b>	<b>5.9</b>	<b>25</b>	<b>0</b>	<b>11</b>	<b>79</b>	<b>7.2</b>	<b>13</b>	<b>2</b>

### Arnold Jackson Steve Bush

Date	Opponent	Rec.	Yds.	Avg.	Lg	TD	Rec.	Yds.	Avg.	Lg	TD
Sunday, September 9	Open Date										
Sunday, September 16	At Washington Redskins (PPD)										
Sunday, September 23	Denver Broncos	0	0	0.0	0	0					
Sunday, September 30	Atlanta Falcons	0	0	0.0	0	0					
Sunday, October 7	At Philadelphia	0	0	0.0	3	0					
Sunday, October 14	At Chicago Bears	0	0	0.0	0	0					
Sunday, October 21	Kansas City Chiefs	0	0	0.0	0	0					
Sunday, October 28	At Dallas Cowboys	0	0	0.0	0	0					
Sunday, November 4	Philadelphia Eagles	0	0	0.0	0	0					
Sunday, November 11	New York Giants	0	0	0.0	0	0	0	0	0.0	0	0
Sunday, November 18	Detroit Lions	1	3	3.0	3	0	3	23	7.7	11	0
Sunday, November 25	At San Diego Chargers	1	8	8.0	8	0	1	11	11.0	11	0
Sunday, December 2	At Oakland Raiders	2	17	8.5	16	0	0	0	0.0	0	0
Sunday, December 9	Washington Redskins	0	0	0.0	0	0	0	0	0.0	0	0
Saturday, December 15	At New York Giants	0	0	0.0	0	0	1	16	16.0	16	0
Sunday, December 23	Dallas Cowboys	4	14	3.5	10	0	0	0	0.0	0	0
Sunday, December 30	At Carolina Panthers	0	0	0.0	0	0	0	0	0.0	0	0
Sunday, January 6, 2002	At Washington Redskins	1	2	2.0	2	0	3	30	10.0	13	0
<b>Totals</b>		<b>9</b>	<b>44</b>	<b>4.9</b>	<b>16</b>	<b>0</b>	<b>8</b>	<b>80</b>	<b>10.0</b>	<b>16</b>	<b>0</b>

### Others

Dennis McKinley

□ One reception for 10 yards at N.Y. Giants, Dec. 15

# Individual Place Kicking

## Bill Gramatica

Date	Opponent	1-19	20-29	30-39	40-49	50+	Total	PAT	Pts.
Sunday, September 9	Open Date								
Sunday, September 16	At Washington Redskins (PPD)								
Sunday, September 23	Denver Broncos	0-0	1-1	0-0	0-0	0-0	1-1	2-2	5
Sunday, September 30	Atlanta Falcons	0-0	0-0	0-0	0-1	0-0	0-1	2-2	2
Sunday, October 7	At Philadelphia	0-0	0-0	0-1	0-0	0-0	0-1	3-3	3
Sunday, October 14	At Chicago Bears	0-0	0-0	0-0	2-2	0-0	2-2	1-1	7
Sunday, October 21	Kansas City Chiefs	0-0	1-1	0-0	0-0	0-0	1-1	3-3	6
Sunday, October 28	At Dallas Cowboys	0-0	1-1	0-0	0-0	0-0	1-1	0-0	3
Sunday, November 4	Philadelphia Eagles	0-0	0-0	0-0	0-0	0-0	0-0	1-1	1
Sunday, November 11	New York Giants	0-0	0-0	1-1	0-0	0-0	1-1	1-1	4
Sunday, November 18	Detroit Lions	0-0	0-0	0-0	0-0	1-1	1-1	6-6	9
Sunday, November 25	At San Diego Chargers	1-1	0-0	0-0	1-1	0-0	2-2	2-2	8
Sunday, December 2	At Oakland Raiders	0-0	2-2	2-2	0-1	0-0	4-5	2-2	14
Sunday, December 9	Washington Redskins	0-0	1-1	0-0	0-1	0-0	1-2	1-1	4
Saturday, December 15	At New York Giants	0-0	1-1	0-0	1-1	0-0	2-2	1-1	7
Sunday, December 23	Dallas Cowboys	Injured reserve (knee)							
Sunday, December 30	At Carolina Panthers	Injured reserve (knee)							
Sunday, January 6, 2002	At Washington Redskins	Injured reserve (knee)							
<b>Totals</b>		<b>1-1</b>	<b>7-7</b>	<b>3-4</b>	<b>4-7</b>	<b>1-1</b>	<b>16-20</b>	<b>25-25</b>	<b>73</b>

## Cedric Oglesby

Date	Opponent	1-19	20-29	30-39	40-49	50+	Total	PAT	Pts.
Sunday, September 9	Open Date								
Sunday, September 16	At Washington Redskins (PPD)								
Sunday, September 23	Denver Broncos								
Sunday, September 30	Atlanta Falcons								
Sunday, October 7	At Philadelphia								
Sunday, October 14	At Chicago Bears								
Sunday, October 21	Kansas City Chiefs								
Sunday, October 28	At Dallas Cowboys								
Sunday, November 4	Philadelphia Eagles								
Sunday, November 11	New York Giants								
Sunday, November 18	Detroit Lions								
Sunday, November 25	At San Diego Chargers								
Sunday, December 2	At Oakland Raiders								
Sunday, December 9	Washington Redskins								
Saturday, December 15	At New York Giants	Signed Dec. 18							
Sunday, December 23	Dallas Cowboys	0-0	0-0	1-2	0-0	0-0	1-2	2-2	5
Sunday, December 30	At Carolina Panthers	1-1	1-1	0-0	1-1	0-0	3-3	3-3	12
Sunday, January 6, 2002	At Washington Redskins	0-0	1-1	0-0	0-0	0-0	1-1	2-2	5
<b>Totals</b>		<b>1-1</b>	<b>2-2</b>	<b>1-2</b>	<b>1-1</b>	<b>0-0</b>	<b>5-6</b>	<b>7-7</b>	<b>22</b>

# Individual Punting

## Scott Player

Date	Opponent	No.	Yds.	Avg.	Touchbacks	Inside 20	Long	Net	Blocked
Sunday, September 9	Open Date								
Sunday, September 16	At Washington Redskins (PPD)								
Sunday, September 23	Denver Broncos	5	235	47.0	1	2	58	39.0	0
Sunday, September 30	Atlanta Falcons	3	131	43.7	0	1	53	25.7	0
Sunday, October 7	At Philadelphia	6	245	40.8	0	2	49	37.8	0
Sunday, October 14	At Chicago Bears	6	223	37.2	1	2	53	30.3	0
Sunday, October 21	Kansas City Chiefs	5	222	44.4	0	1	54	39.2	0
Sunday, October 28	At Dallas Cowboys	3	129	43.0	1	0	46	31.3	0
Sunday, November 4	Philadelphia Eagles	9	373	41.4	1	2	54	34.5	0
Sunday, November 11	New York Giants								
Sunday, November 18	Detroit Lions								
Sunday, November 25	At San Diego Chargers								
Sunday, December 2	At Oakland Raiders								
Sunday, December 9	Washington Redskins	5	224	44.8	0	0	53	34.8	0
Saturday, December 15	At New York Giants	6	239	39.8	1	2	51	36.5	0
Sunday, December 23	Dallas Cowboys	8	331	41.4	1	1	51	30.5	0
Sunday, December 30	At Carolina Panthers	5	196	39.2	0	2	42	27.2	0
Sunday, January 6, 2002	At Washington Redskins	6	226	37.7	1	2	45	31.2	0
<b>Totals</b>		<b>67</b>	<b>2,779</b>	<b>41.5</b>	<b>7</b>	<b>17</b>	<b>58</b>	<b>33.8</b>	<b>0</b>

## Chad Stanley

Date	Opponent	No.	Yds.	Avg.	Touchbacks	Inside 20	Long	Net	Blocked
Sunday, September 9	Open Date								
Sunday, September 16	At Washington Redskins (PPD)								
Sunday, September 23	Denver Broncos								
Sunday, September 30	Atlanta Falcons								
Sunday, October 7	At Philadelphia								
Sunday, October 14	At Chicago Bears								
Sunday, October 21	Kansas City Chiefs								
Sunday, October 28	At Dallas Cowboys								
Sunday, November 4	Philadelphia Eagles								
Sunday, November 11	New York Giants	5	204	40.8	0	1	54	34.8	0
Sunday, November 18	Detroit Lions	5	199	39.8	1	1	43	30.0	0
Sunday, November 25	At San Diego Chargers	4	168	42.0	0	1	48	40.5	0
Sunday, December 2	At Oakland Raiders	5	180	36.0	0	1	44	32.6	0
Sunday, December 9	Washington Redskins								
Saturday, December 15	At New York Giants								
Sunday, December 23	Dallas Cowboys								
Sunday, December 30	At Carolina Panthers								
Sunday, January 6, 2002	At Washington Redskins								
<b>Totals</b>		<b>19</b>	<b>751</b>	<b>39.5</b>	<b>1</b>	<b>4</b>	<b>54</b>	<b>34.2</b>	<b>0</b>

## Others

### Bill Gramatica

□ One punt for 41 yards vs. Philadelphia, Nov. 4

# Individual Punt Returns

## Arnold Jackson

Date	Opponent	Ret.	Yds.	Avg.	FC	Lg	TD
Sunday, September 9	Open Date						
Sunday, September 16	At Washington Redskins (PPD)						
Sunday, September 23	Denver Broncos	3	37	12.3	0	29	0
Sunday, September 30	Atlanta Falcons	0	0	0.0	0	0	0
Sunday, October 7	At Philadelphia	3	24	8.0	0	13	0
Sunday, October 14	At Chicago Bears	3	29	9.7	0	15	0
Sunday, October 21	Kansas City Chiefs	3	14	4.7	0	13	0
Sunday, October 28	At Dallas Cowboys	3	21	7.0	0	12	0
Sunday, November 4	Philadelphia Eagles	3	46	15.3	0	23	0
Sunday, November 11	New York Giants	1	12	12.0	0	12	0
Sunday, November 18	Detroit Lions	2	38	19.0	0	24	0
Sunday, November 25	At San Diego Chargers	2	25	12.5	0	17	0
Sunday, December 2	At Oakland Raiders	3	87	29.0	0	55	0
Sunday, December 9	Washington Redskins	2	6	3.0	0	5	0
Saturday, December 15	At New York Giants	6	73	12.2	0	39	0
Sunday, December 23	Dallas Cowboys	3	27	9.0	0	18	0
Sunday, December 30	At Carolina Panthers	1	9	9.0	0	9	0
Sunday, January 6, 2002	At Washington Redskins	2	13	6.5	0	8	0
<b>Totals</b>		<b>40</b>	<b>461</b>	<b>11.5</b>	<b>0</b>	<b>55</b>	<b>0</b>

## Others

### Kwamie Lassiter

- One fair catch at Philadelphia, Oct.
- One return for 1 yards vs. Philadelphia, Nov. 4
- One return for 10 yards vs. N.Y. Giants, Nov. 11
- One return for 0 yards at Washington, Jan. 6, 2002

# Individual Kickoff Returns

## MarTay Jenkins

Date	Opponent	Ret.	Yds.	Avg.	Lg	TD
Sunday, September 9	Open Date					
Sunday, September 16	At Washington Redskins (PPD)					
Sunday, September 23	Denver Broncos	7	173	24.7	39	0
Sunday, September 30	Atlanta Falcons	4	78	19.5	24	0
Sunday, October 7	At Philadelphia	5	87	17.4	23	0
Sunday, October 14	At Chicago Bears	2	54	27.0	28	0
Sunday, October 21	Kansas City Chiefs	3	90	30.0	42	0
Sunday, October 28	At Dallas Cowboys	4	91	22.8	27	0
Sunday, November 4	Philadelphia Eagles	3	53	17.7	29	0
Sunday, November 11	New York Giants	4	87	21.8	29	0
Sunday, November 18	Detroit Lions	5	149	29.8	40	0
Sunday, November 25	At San Diego Chargers	3	119	39.7	70	0
Sunday, November 25	At Oakland Raiders	4	61	15.3	21	0
Sunday, December 9	Washington Redskins	2	19	9.5	17	0
Saturday, December 15	At New York Giants	3	59	19.7	23	0
Sunday, December 23	Dallas Cowboys	Inactive (ankle)				
Sunday, December 30	At Carolina Panthers	Inactive (ankle)				
Sunday, January 6, 2002	At Washington Redskins	Inactive (ankle)				
<b>Totals</b>		<b>49</b>	<b>1,120</b>	<b>22.9</b>	<b>70</b>	<b>0</b>

## Others

### Marcel Shipp

- One return for 21 yards at San Diego, Nov. 25
- Two returns for 36 yards at Oakland, Dec. 2
- One return for 22 yards at N.Y. Giants, Dec. 15
- One return for 26 yards vs. Dallas, Dec. 23
- One return for 13 yards at Washington, Jan. 6

### Arnold Jackson

- Two returns for 46 yards vs. Washington, Dec. 9

### Thomas Burke

- One return for 15 yards at N.Y. Giants, Dec. 15

### Joel Makovicka

- One return for 7 yards at Chicago, Oct. 14

### Michael Pittman

- Two returns for 52 yards vs. Dallas, Dec. 23
- Two returns for 44 yards at Carolina, Dec. 30
- Two returns for 65 yards at Washington, Jan. 6

### Dennis McKinley

- One return for 11 yards at Washington, Jan. 6

### Steve Bush

- One return for 9 yards at N.Y. Giants, Dec. 15

# Individual Defense

## Ronald McKinnon

Date	Opponent	Tackles			QB	QB	TFL	PD	Int.	FR	FF
		Solo	A	Total	Sack	Hurry					
Sunday, September 9	Open Date										
Sunday, September 16	At Washington Redskins (PPD)										
Sunday, September 23	Denver Broncos	5	6	11	0/0	1	0	0	0	0	0
Sunday, September 30	Atlanta Falcons	6	6	12	0/0	1	0	0	0	0	0
Sunday, October 7	At Philadelphia	5	4	9	0/0	0	1	0	0	0	0
Sunday, October 14	At Chicago Bears	8	8	16	0/0	0	0	0	0	0	0
Sunday, October 21	Kansas City Chiefs	1	5	6	0/0	0	0	0	0	0	0
Sunday, October 28	At Dallas Cowboys	9	2	11	0/0	0	1	0	0	0	0
Sunday, November 4	Philadelphia Eagles	6	7	13	1/4	1	0	0	0	0	0
Sunday, November 11	New York Giants	9	9	18	0/0	0	0	0	0	0	0
Sunday, November 18	Detroit Lions	9	6	15	0/0	2	0	2	0	0	0
Sunday, November 25	At San Diego Chargers	9	6	15	0/0	0	1	1	0	1	0
Sunday, December 2	Washington Redskins	6	6	12	1/1	0	0	0	0	0	0
Sunday, December 9	Washington Redskins	4	6	10	0/0	0	0	0	0	0	0
Saturday, December 15	At New York Giants	6	1	7	0/0	0	2	0	0	0	1
Sunday, December 23	Dallas Cowboys	3	8	11	0/0	0	0	1	1	0	0
Sunday, December 30	At Carolina Panthers	4	3	7	0/0	0	0	0	0	1	0
Sunday, January 6, 2002	At Washington Redskins	9	8	17	0/0	0	1	0	0	0	0
<b>Totals</b>		<b>99</b>	<b>91</b>	<b>190</b>	<b>2/5</b>	<b>5</b>	<b>5</b>	<b>4</b>	<b>1</b>	<b>2</b>	<b>1</b>

## Kwamie Lassiter

Date	Opponent	Tackles			QB	QB	TFL	PD	Int.	FR	FF
		Solo	A	Total	Sack	Hurry					
Sunday, September 9	Open Date										
Sunday, September 16	At Washington Redskins (PPD)										
Sunday, September 23	Denver Broncos	8	4	12	0/0	0	0	1	0	0	0
Sunday, September 30	Atlanta Falcons	4	4	8	0/0	0	0	1	0	0	0
Sunday, October 7	At Philadelphia	5	5	10	0/0	0	0	0	1	0	0
Sunday, October 14	At Chicago Bears	6	6	12	0/0	0	0	0	1	0	0
Sunday, October 21	Kansas City Chiefs	7	1	8	0/0	0	0	1	1	0	0
Sunday, October 28	At Dallas Cowboys	6	2	8	0/0	0	0	0	0	0	0
Sunday, November 4	Philadelphia Eagles	8	2	10	0/0	0	0	0	1	0	0
Sunday, November 11	New York Giants	5	3	8	1/4	0	0	2	1	0	0
Sunday, November 18	Detroit Lions	2	4	6	0/0	1	0	1	2	0	0
Sunday, November 25	At San Diego Chargers	8	5	13	0/0	0	0	0	0	0	1
Sunday, December 2	At Oakland Raiders	5	7	12	0/0	0	0	0	1	0	0
Sunday, December 9	Washington Redskins	12	4	16	0/0	0	0	0	0	0	0
Saturday, December 15	At New York Giants	5	7	12	0/0	0	1	0	0	0	0
Sunday, December 23	Dallas Cowboys	8	3	11	0/0	0	0	0	1	0	0
Sunday, December 30	At Carolina Panthers	2	5	7	0/0	0	0	1	0	0	0
Sunday, January 6, 2002	At Washington Redskins	9	7	16	0/0	0	1	0	0	0	0
<b>Totals</b>		<b>100</b>	<b>69</b>	<b>169</b>	<b>1/4</b>	<b>1</b>	<b>2</b>	<b>7</b>	<b>9</b>	<b>0</b>	<b>1</b>

## Rob Fredrickson

Date	Opponent	Tackles			QB	QB	TFL	PD	Int.	FR	FF
		Solo	A	Total	Sack	Hurry					
Sunday, September 9	Open Date										
Sunday, September 16	At Washington Redskins (PPD)										
Sunday, September 23	Denver Broncos	1	7	8	0/0	0	0	0	0	0	0
Sunday, September 30	Atlanta Falcons	5	10	15	1/9	0	1	0	0	0	0
Sunday, October 7	At Philadelphia	6	5	11	1/8	0	0	1	0	0	1
Sunday, October 14	At Chicago Bears	7	5	12	0/0	0	1	0	0	0	0
Sunday, October 21	Kansas City Chiefs	1	2	3	0/0	3	0	0	0	0	0
Sunday, October 28	At Dallas Cowboys	4	4	8	0/0	0	0	0	0	0	0
Sunday, November 4	Philadelphia Eagles	4	3	7	0/0	0	1	1	0	0	0
Sunday, November 11	New York Giants	3	7	10	1/3	0	0	0	0	0	0
Sunday, November 18	Detroit Lions	3	3	6	0/0	0	0	0	0	0	0
Sunday, November 25	At San Diego Chargers	Inactive (knee)									
Sunday, December 2	At Oakland Raiders	6	7	13	0/0	0	0	0	0	0	0
Sunday, December 9	Washington Redskins	5	3	8	0/0	0	0	0	0	0	0
Saturday, December 15	At New York Giants	2	6	8	0/0	0	0	0	0	0	0
Sunday, December 23	Dallas Cowboys	6	7	13	1/7	0	0	0	0	0	0
Sunday, December 30	At Carolina Panthers	4	4	8	0/0	0	0	0	0	0	0
Sunday, January 6, 2002	At Washington Redskins	9	5	14	0/0	0	0	0	0	0	0
<b>Totals</b>		<b>66</b>	<b>78</b>	<b>144</b>	<b>4/27</b>	<b>3</b>	<b>3</b>	<b>2</b>	<b>0</b>	<b>0</b>	<b>1</b>

## Pat Tillman

Date	Opponent	Tackles			QB Sack	QB Hurry	TFL	PD	Int.	FR	FF
		Solo	A	Total							
Sunday, September 9	Open Date										
Sunday, September 16	At Washington Redskins (PPD)										
Sunday, September 23	Denver Broncos	6	5	11	0/0	1	0	0	0	0	1
Sunday, September 30	Atlanta Falcons	1	8	9	0/0	1	0	0	0	0	0
Sunday, October 7	At Philadelphia	1	2	3	0/0	0	0	0	0	0	0
Sunday, October 14	At Chicago Bears	Inactive (ankle)									
Sunday, October 21	Kansas City Chiefs	Inactive (ankle)									
Sunday, October 28	At Dallas Cowboys	Inactive (ankle)									
Sunday, November 4	Philadelphia Eagles	Inactive (ankle)									
Sunday, November 11	New York Giants	4	5	9	0/0	0	0	1	0	0	0
Sunday, November 18	Detroit Lions	6	5	11	0/0	0	1	0	0	0	0
Sunday, November 25	At San Diego Chargers	8	4	12	0/0	0	1	0	0	0	0
Sunday, December 2	At Oakland Raiders	5	2	7	0/0	0	1	0	0	0	0
Sunday, December 9	Washington Redskins	5	8	13	0/0	0	0	0	0	0	0
Saturday, December 15	At New York Giants	2	5	7	0/0	0	0	1	0	0	0
Sunday, December 23	Dallas Cowboys	10	2	12	0/0	0	0	0	0	0	0
Sunday, December 30	At Carolina Panthers	7	5	12	0/0	2	0	1	0	0	0
Sunday, January 6, 2002	At Washington Redskins	8	10	18	0/0	0	0	1	0	0	0
<b>Totals</b>		<b>63</b>	<b>61</b>	<b>124</b>	<b>0/0</b>	<b>4</b>	<b>3</b>	<b>4</b>	<b>0</b>	<b>0</b>	<b>1</b>

## Ray Thompson

Date	Opponent	Tackles			QB Sack	QB Hurry	TFL	PD	Int.	FR	FF
		Solo	A	Total							
Sunday, September 9	Open Date										
Sunday, September 16	At Washington Redskins (PPD)										
Sunday, September 23	Denver Broncos	7	5	12	0/0	0	0	0	0	0	0
Sunday, September 30	Atlanta Falcons	4	4	8	0/0	0	1	0	0	0	0
Sunday, October 7	At Philadelphia	4	3	7	0/0	0	0	0	0	0	0
Sunday, October 14	At Chicago Bears	3	4	7	0/0	0	0	0	0	0	0
Sunday, October 21	Kansas City Chiefs	4	1	5	0/0	0	1	0	0	0	0
Sunday, October 28	At Dallas Cowboys	Inactive									
Sunday, November 4	Philadelphia Eagles	6	3	9	0/0	0	1	0	0	0	0
Sunday, November 11	New York Giants	3	2	5	0/0	0	1	0	0	0	0
Sunday, November 18	Detroit Lions	3	3	6	0/0	0	0	0	0	0	0
Sunday, November 25	At San Diego Chargers	7	2	9	0/0	0	0	0	0	0	0
Sunday, December 2	At Oakland Raiders	5	10	15	0/0	1	2	0	0	0	0
Sunday, December 9	Washington Redskins	7	2	9	0/0	0	0	0	0	0	0
Saturday, December 15	At New York Giants	5	2	7	0/0	1	0	0	0	0	0
Sunday, December 23	Dallas Cowboys	4	6	10	0/0	0	0	1	0	0	0
Sunday, December 30	At Carolina Panthers	Inactive (knee)									
Sunday, January 6, 2002	At Washington Redskins	4	5	9	0/0	0	0	0	0	0	0
<b>Totals</b>		<b>66</b>	<b>52</b>	<b>118</b>	<b>0/0</b>	<b>2</b>	<b>6</b>	<b>1</b>	<b>0</b>	<b>0</b>	<b>0</b>

## Corey Chavous

Date	Opponent	Tackles			QB Sack	QB Hurry	TFL	PD	Int.	FR	FF
		Solo	A	Total							
Sunday, September 9	Open Date										
Sunday, September 16	At Washington Redskins (PPD)										
Sunday, September 23	Denver Broncos	4	3	7	0/0	0	0	1	0	0	0
Sunday, September 30	Atlanta Falcons	4	3	7	0/0	1	1	0	2	0	0
Sunday, October 7	At Philadelphia	Inactive (foot)									
Sunday, October 14	At Chicago Bears	Inactive (foot)									
Sunday, October 21	Kansas City Chiefs	9	2	11	0/0	0	1	1	2	0	0
Sunday, October 28	At Dallas Cowboys	2	4	6	0/0	0	0	0	1	0	0
Sunday, November 4	Philadelphia Eagles	1	1	2	0/0	0	0	0	0	0	0
Sunday, November 11	New York Giants	5	1	6	0/0	0	0	0	0	0	0
Sunday, November 18	Detroit Lions	5	3	8	0/0	0	0	0	0	0	0
Sunday, November 25	At San Diego Chargers	6	0	6	0/0	0	0	0	0	0	0
Sunday, December 2	At Oakland Raiders	5	1	6	0/0	0	0	0	0	0	0
Sunday, December 9	Washington Redskins	5	0	5	0/0	0	0	0	2	0	0
Saturday, December 15	At New York Giants	3	1	4	0/0	0	0	0	2	0	0
Sunday, December 23	Dallas Cowboys	3	2	5	0/0	0	0	0	0	0	0
Sunday, December 30	At Carolina Panthers	5	3	8	0/0	0	1	0	1	0	0
Sunday, January 6, 2002	At Washington Redskins	2	4	6	0/0	0	0	0	0	0	0
<b>Totals</b>		<b>59</b>	<b>28</b>	<b>87</b>	<b>0/0</b>	<b>1</b>	<b>3</b>	<b>1</b>	<b>11</b>	<b>0</b>	<b>0</b>

(Individual Defense continued on page 202)

(Individual Defense continued from page 201)

### Russell Davis

Date	Opponent	Tackles			QB Sack	QB Hurry	TFL	PD	Int.	FR	FF
		Solo	A	Total							
Sunday, September 9	Open Date										
Sunday, September 16	At Washington Redskins (PPD)										
Sunday, September 23	Denver Broncos	6	3	9	0/0	0	0	0	0	0	0
Sunday, September 30	Atlanta Falcons	3	1	4	0/0	0	0	0	0	0	0
Sunday, October 7	At Philadelphia	6	3	9	0/0	0	0	0	0	0	0
Sunday, October 14	At Chicago Bears	2	3	5	0/0	0	0	0	0	0	0
Sunday, October 21	Kansas City Chiefs	2	0	2	0/0	1	0	0	0	0	0
Sunday, October 28	At Dallas Cowboys	2	2	4	1/9	1	0	0	0	0	0
Sunday, November 4	Philadelphia Eagles	3	1	4	0/0	0	0	0	0	0	0
Sunday, November 11	New York Giants	4	3	7	0/0	0	1	0	0	0	0
Sunday, November 18	Detroit Lions	2	0	2	0/0	0	0	0	0	0	0
Sunday, November 25	At San Diego Chargers	2	1	3	0/0	0	0	0	0	0	0
Sunday, December 2	At Oakland Raiders	3	3	6	0/0	1	0	0	0	0	0
Sunday, December 9	Washington Redskins	3	2	5	0/0	0	0	0	0	0	0
Saturday, December 15	At New York Giants	2	0	2	1/8	0	0	0	0	0	0
Sunday, December 23	Dallas Cowboys	4	1	5	0/0	0	0	0	0	0	0
Sunday, December 30	At Carolina Panthers	1	1	2	0/0	0	0	0	0	0	0
Sunday, January 6, 2002	At Washington Redskins	0	3	3	0/0	1	0	0	0	0	0
<b>Totals</b>		<b>45</b>	<b>27</b>	<b>72</b>	<b>2/17</b>	<b>4</b>	<b>1</b>	<b>0</b>	<b>0</b>	<b>0</b>	<b>0</b>

### David Barrett

Date	Opponent	Tackles			QB Sack	QB Hurry	TFL	PD	Int.	FR	FF
		Solo	A	Total							
Sunday, September 9	Open Date										
Sunday, September 16	At Washington Redskins (PPD)										
Sunday, September 23	Denver Broncos	1	0	1	0/0	0	0	0	0	0	0
Sunday, September 30	Atlanta Falcons	8	1	9	0/0	0	0	0	0	0	0
Sunday, October 7	At Philadelphia	6	3	9	0/0	0	0	0	0	0	0
Sunday, October 14	At Chicago Bears	3	3	6	0/0	0	0	0	1	0	0
Sunday, October 21	Kansas City Chiefs	1	1	2	0/0	0	0	1	0	0	0
Sunday, October 28	At Dallas Cowboys	4	2	6	0/0	0	0	1	0	0	0
Sunday, November 4	Philadelphia Eagles	1	1	2	0/0	0	0	0	0	0	0
Sunday, November 11	New York Giants	7	4	11	0/0	0	0	0	0	0	0
Sunday, November 18	Detroit Lions	0	0	0	0/0	0	0	0	0	0	0
Sunday, November 25	At San Diego Chargers	0	0	0	0/0	0	0	0	0	0	0
Sunday, December 2	At Oakland Raiders	0	0	0	0/0	0	0	0	0	0	0
Sunday, December 9	Washington Redskins	0	0	0	0/0	0	0	0	0	0	0
Saturday, December 15	At New York Giants	0	1	1	0/0	0	0	1	0	0	0
Sunday, December 23	Dallas Cowboys	4	2	6	0/0	0	1	1	0	0	1
Sunday, December 30	At Carolina Panthers	10	1	11	0/0	0	0	2	1	0	1
Sunday, January 6, 2002	At Washington Redskins	5	2	7	0/0	0	0	3	0	0	0
<b>Totals</b>		<b>50</b>	<b>21</b>	<b>71</b>	<b>0/0</b>	<b>0</b>	<b>1</b>	<b>9</b>	<b>2</b>	<b>0</b>	<b>2</b>

### Fred Wakefield

Date	Opponent	Tackles			QB Sack	QB Hurry	TFL	PD	Int.	FR	FF
		Solo	A	Total							
Sunday, September 9	Open Date										
Sunday, September 16	At Washington Redskins (PPD)										
Sunday, September 23	Denver Broncos	0	2	2	0/0	0	0	0	0	0	0
Sunday, September 30	Atlanta Falcons	0	0	0	0/0	1	0	0	0	0	0
Sunday, October 7	At Philadelphia	0	1	1	0/0	1	0	0	1	0	0
Sunday, October 14	At Chicago Bears	3	2	5	0/0	1	0	0	0	0	0
Sunday, October 21	Kansas City Chiefs	1	0	1	0/0	3	0	0	0	0	0
Sunday, October 28	At Dallas Cowboys	2	3	5	1/3	0	0	0	1	0	0
Sunday, November 4	Philadelphia Eagles	2	3	5	0/0	2	0	0	2	0	0
Sunday, November 11	New York Giants	0	1	1	0/0	2	0	0	0	0	0
Sunday, November 18	Detroit Lions	3	4	7	1/7	3	0	1	0	0	0
Sunday, November 25	At San Diego Chargers	0	1	1	0/0	1	0	0	0	0	0
Sunday, December 2	At Oakland Raiders	2	3	5	0/0	1	0	0	0	0	0
Sunday, December 9	Washington Redskins	1	3	4	0/0	0	0	0	1	0	0
Saturday, December 15	At New York Giants	0	1	1	0/0	0	0	0	0	0	0
Sunday, December 23	Dallas Cowboys	3	3	6	0/0	0	2	0	1	0	0
Sunday, December 30	At Carolina Panthers	2	0	2	0/0	0	1	0	2	0	0
Sunday, January 6, 2002	At Washington Redskins	1	0	1	0/0	1	1	0	1	0	0
<b>Totals</b>		<b>20</b>	<b>27</b>	<b>47</b>	<b>2/10</b>	<b>16</b>	<b>4</b>	<b>1</b>	<b>9</b>	<b>0</b>	<b>0</b>

## Justin Lucas

Date	Opponent	Tackles			QB	QB	TFL	PD	Int.	FR	FF
		Solo	A	Total	Sack	Hurry					
Sunday, September 9	Open Date										
Sunday, September 16	At Washington Redskins (PPD)										
Sunday, September 23	Denver Broncos	1	0	1	0/0	0	0	0	0	0	0
Sunday, September 30	Atlanta Falcons	2	0	2	0/0	0	0	0	0	0	0
Sunday, October 7	At Philadelphia	2	3	5	0/0	0	0	0	0	0	0
Sunday, October 14	At Chicago Bears	6	3	9	0/0	0	1	0	0	0	0
Sunday, October 21	Kansas City Chiefs	3	3	6	0/0	0	0	1	0	0	0
Sunday, October 28	At Dallas Cowboys	4	4	8	0/0	0	0	0	0	0	0
Sunday, November 4	Philadelphia Eagles	1	0	1	0/0	0	1	0	0	0	0
Sunday, November 11	New York Giants	Inactive (ankle)									
Sunday, November 18	Detroit Lions	Inactive (ankle)									
Sunday, November 25	At San Diego Chargers	Inactive (ankle)									
Sunday, December 2	Washington Redskins	0	0	0	0/0	0	0	0	0	0	0
Sunday, December 9	At New York Giants	0	1	1	0/0	0	0	0	0	0	0
Saturday, December 15	Dallas Cowboys	0	2	2	0/0	0	0	0	0	0	0
Sunday, December 23	At Carolina Panthers	6	1	7	0/0	0	0	1	0	0	0
Sunday, December 30	At Washington Redskins	0	0	0	0/0	0	0	0	0	0	0
Sunday, January 6, 2002	At Washington Redskins	0	0	0	0/0	0	0	0	0	0	0
<b>Totals</b>		<b>25</b>	<b>17</b>	<b>42</b>	<b>0/0</b>	<b>0</b>	<b>2</b>	<b>2</b>	<b>0</b>	<b>0</b>	<b>0</b>

## Barron Tanner

Date	Opponent	Tackles			QB	QB	TFL	PD	Int.	FR	FF
		Solo	A	Total	Sack	Hurry					
Sunday, September 9	Open Date										
Sunday, September 16	At Washington Redskins (PPD)										
Sunday, September 23	Denver Broncos	2	1	3	0/0	1	0	0	0	0	0
Sunday, September 30	Atlanta Falcons	2	1	3	0/0	0	0	0	0	0	0
Sunday, October 7	At Philadelphia	2	2	4	0/0	0	0	0	0	0	0
Sunday, October 14	At Chicago Bears	0	2	2	0/0	0	0	0	1	0	0
Sunday, October 21	Kansas City Chiefs	1	3	4	0/0	2	0	0	0	0	0
Sunday, October 28	At Dallas Cowboys	0	0	0	0/0	1	0	0	0	0	0
Sunday, November 4	Philadelphia Eagles	1	1	2	0/0	1	0	0	0	0	0
Sunday, November 11	New York Giants	4	3	7	0/0	0	0	0	0	0	0
Sunday, November 18	Detroit Lions	1	1	2	0/0	0	0	0	0	0	0
Sunday, November 25	At San Diego Chargers	0	2	2	0/0	0	0	0	0	0	0
Sunday, December 2	At Oakland Raiders	1	1	2	0/0	2	1	0	0	0	0
Sunday, December 9	Washington Redskins	3	0	3	0/0	0	0	0	0	0	0
Saturday, December 15	At New York Giants	2	1	3	0/0	0	1	0	0	0	0
Sunday, December 23	Dallas Cowboys	1	1	2	0/0	0	1	0	0	0	0
Sunday, December 30	At Carolina Panthers	0	0	0	0/0	0	0	0	2	0	0
Sunday, January 6, 2002	At Washington Redskins	0	1	1	0/0	0	0	0	0	0	0
<b>Totals</b>		<b>20</b>	<b>20</b>	<b>40</b>	<b>0/0</b>	<b>7</b>	<b>3</b>	<b>0</b>	<b>3</b>	<b>0</b>	<b>0</b>

## Marcus Bell

Date	Opponent	Tackles			QB	QB	TFL	PD	Int.	FR	FF
		Solo	A	Total	Sack	Hurry					
Sunday, September 9	Open Date										
Sunday, September 16	At Washington Redskins (PPD)										
Sunday, September 23	Denver Broncos	2	1	3	0/0	0	0	0	0	0	0
Sunday, September 30	Atlanta Falcons	Inactive (elbow)									
Sunday, October 7	At Philadelphia	Inactive (elbow)									
Sunday, October 14	At Chicago Bears	Inactive (elbow)									
Sunday, October 21	Kansas City Chiefs	0	1	1	0/0	0	0	0	0	0	0
Sunday, October 28	At Dallas Cowboys	1	0	1	0/0	0	1	0	0	0	0
Sunday, November 4	Philadelphia Eagles	1	2	3	0/0	0	0	0	0	0	0
Sunday, November 11	New York Giants	2	8	10	0/0	0	0	0	0	0	0
Sunday, November 18	Detroit Lions	2	0	2	0/0	0	0	0	1	0	0
Sunday, November 25	At San Diego Chargers	2	0	2	0/0	0	0	0	1	0	0
Sunday, December 2	At Oakland Raiders	1	2	3	0/0	2	0	0	0	0	0
Sunday, December 9	Washington Redskins	1	1	2	0/0	0	0	0	0	0	0
Saturday, December 15	At New York Giants	0	0	0	0/0	0	0	0	0	0	0
Sunday, December 23	Dallas Cowboys	1	0	1	0/0	0	0	0	1	0	0
Sunday, December 30	At Carolina Panthers	1	1	2	0/0	1	0	0	0	0	0
Sunday, January 6, 2002	At Washington Redskins	3	5	8	0/0	1	0	0	0	0	0
<b>Totals</b>		<b>17</b>	<b>21</b>	<b>38</b>	<b>0/0</b>	<b>4</b>	<b>1</b>	<b>0</b>	<b>3</b>	<b>0</b>	<b>0</b>

(Individual Defense continued on page 204)

(Individual Defense continued from page 203)

## Thomas Burke

Date	Opponent	Tackles			QB Sack	QB Hurry	TFL	PD	Int.	FR	FF
		Solo	A	Total							
Sunday, September 9	Open Date										
Sunday, September 15	At Washington Redskins (PPD)										
Sunday, September 23	Denver Broncos	1	0	1	0/0	0	0	0	0	0	0
Sunday, September 30	Atlanta Falcons	Inactive (hamstring)									
Sunday, October 7	At Philadelphia	1	3	4	1/11	1	0	0	0	0	0
Sunday, October 14	At Chicago Bears	1	3	4	0/0	1	0	0	0	0	0
Sunday, October 21	Kansas City Chiefs	1	0	1	1/12	1	0	0	0	0	0
Sunday, October 28	At Dallas Cowboys	2	1	3	0/0	1	0	0	1	1	0
Sunday, November 4	Philadelphia Eagles	0	2	2	0/0	1	0	0	0	0	0
Sunday, November 11	New York Giants	3	4	7	0/0	0	2	0	1	0	0
Sunday, November 18	Detroit Lions	0	0	0	0/0	0	0	0	0	0	0
Sunday, November 25	At San Diego Chargers	Inactive (back/neck)									
Sunday, December 2	At Oakland Raiders	Inactive (back/neck)									
Sunday, December 9	Washington Redskins	Inactive (back/neck)									
Saturday, December 15	At New York Giants	1	2	3	0/0	1	0	0	0	0	0
Sunday, December 23	Dallas Cowboys	1	3	4	0/0	0	0	0	0	0	0
Sunday, December 30	At Carolina Panthers	0	2	2	0/0	0	0	0	0	0	0
Sunday, January 6, 2002	At Washington Redskins	1	3	4	0/0	0	1	0	0	0	0
<b>Totals</b>		<b>12</b>	<b>23</b>	<b>35</b>	<b>2/23</b>	<b>6</b>	<b>3</b>	<b>0</b>	<b>2</b>	<b>1</b>	<b>0</b>

## Tom Knight

Date	Opponent	Tackles			QB Sack	QB Hurry	TFL	PD	Int.	FR	FF
		Solo	A	Total							
Sunday, September 9	Open Date										
Sunday, September 16	At Washington Redskins (PPD)										
Sunday, September 23	Denver Broncos	2	2	4	0/0	0	0	0	1	0	0
Sunday, September 30	Atlanta Falcons	Inactive (hip)									
Sunday, October 7	At Philadelphia	3	1	4	0/0	0	0	0	1	0	0
Sunday, October 14	At Chicago Bears	1	1	2	0/0	0	0	0	0	0	0
Sunday, October 21	Kansas City Chiefs	2	1	3	0/0	0	0	0	2	0	0
Sunday, October 28	At Dallas Cowboys	Inactive (hamstring)									
Sunday, November 4	Philadelphia Eagles	Inactive (hamstring)									
Sunday, November 11	New York Giants	Inactive (hamstring)									
Sunday, November 18	Detroit Lions	5	0	5	0/0	0	0	0	1	0	0
Sunday, November 25	At San Diego Chargers	4	1	5	0/0	0	0	0	0	0	0
Sunday, December 2	At Oakland Raiders	8	1	9	0/0	0	0	1	0	0	0
Sunday, December 9	Washington Redskins	0	0	0	0/0	0	0	0	0	0	0
Saturday, December 15	At New York Giants	Inactive (hamstring)									
Sunday, December 23	Dallas Cowboys	Inactive (hamstring)									
Sunday, December 30	At Carolina Panthers	Inactive (hamstring)									
Sunday, January 6, 2002	At Washington Redskins	Injured reserve (hamstring)									
<b>Totals</b>		<b>25</b>	<b>7</b>	<b>32</b>	<b>0/0</b>	<b>0</b>	<b>0</b>	<b>1</b>	<b>5</b>	<b>0</b>	<b>0</b>

## Adrian Wilson

Date	Opponent	Tackles			QB Sack	QB Hurry	TFL	PD	Int.	FR	FF
		Solo	A	Total							
Sunday, September 9	Open Date										
Sunday, September 16	At Washington Redskins (PPD)										
Sunday, September 23	Denver Broncos	0	0	0	0/0	0	0	0	0	0	0
Sunday, September 30	Atlanta Falcons	0	0	0	0/0	0	0	0	0	0	0
Sunday, October 7	At Philadelphia	2	0	2	0/0	0	0	0	1	0	0
Sunday, October 14	At Chicago Bears	1	0	1	0/0	0	0	0	0	0	0
Sunday, October 21	Kansas City Chiefs	2	1	3	0/0	1	0	0	2	0	0
Sunday, October 28	At Dallas Cowboys	0	2	2	0/0	0	0	1	0	0	0
Sunday, November 4	Philadelphia Eagles	3	2	5	1/10	0	0	0	1	0	0
Sunday, November 11	New York Giants	0	0	0	0/0	0	0	0	0	0	0
Sunday, November 18	Detroit Lions	2	1	3	0/0	0	1	0	3	0	0
Sunday, November 25	At San Diego Chargers	1	0	1	0/0	0	0	0	0	0	0
Sunday, December 2	At Oakland Raiders	0	1	1	0/0	0	0	0	0	0	0
Sunday, December 9	Washington Redskins	1	3	4	0/0	1	0	0	1	0	0
Saturday, December 15	At New York Giants	0	0	0	0/0	0	0	0	0	0	0
Sunday, December 23	Dallas Cowboys	2	1	3	0/0	0	0	0	1	0	0
Sunday, December 30	At Carolina Panthers	5	2	7	0/0	1	1	0	1	0	0
Sunday, January 6, 2002	At Washington Redskins	0	0	0	0/0	0	0	1	0	0	0
<b>Totals</b>		<b>19</b>	<b>13</b>	<b>32</b>	<b>1/10</b>	<b>3</b>	<b>2</b>	<b>2</b>	<b>10</b>	<b>0</b>	<b>0</b>

## Mao Tosi

Date	Opponent	Tackles			QB Sack	QB Hurry	TFL	PD	Int.	FR	FF
		Solo	A	Total							
Sunday, September 9	Open Date										
Sunday, September 16	At Washington Redskins (PPD)										
Sunday, September 23	Denver Broncos	Inactive									
Sunday, September 30	Atlanta Falcons	0	1	1	0/0	0	0	0	0	0	0
Sunday, October 7	At Philadelphia	Inactive (knee)									
Sunday, October 14	At Chicago Bears	1	1	2	0/0	0	0	0	0	0	0
Sunday, October 21	Kansas City Chiefs	Inactive									
Sunday, October 28	At Dallas Cowboys	0	0	0	0/0	0	0	0	0	0	0
Sunday, November 4	Philadelphia Eagles	Inactive									
Sunday, November 11	New York Giants	Inactive									
Sunday, November 18	Detroit Lions	0	0	0	0/0	0	0	0	0	0	0
Sunday, November 25	At San Diego Chargers	0	0	0	0/0	0	0	0	0	0	0
Sunday, December 2	At Oakland Raiders	2	0	2	0/0	0	0	0	0	0	0
Sunday, December 9	Washington Redskins	1	4	5	1/9	0	0	0	0	0	0
Saturday, December 15	At New York Giants	0	0	0	0/0	0	0	0	0	0	0
Sunday, December 23	Dallas Cowboys	4	1	5	0/0	0	0	0	0	0	1
Sunday, December 30	At Carolina Panthers	0	0	0	0/0	1	0	0	0	0	0
Sunday, January 6, 2002	At Washington Redskins	4	4	8	0/0	0	1	0	1	0	0
<b>Totals</b>		<b>12</b>	<b>11</b>	<b>23</b>	<b>1/9</b>	<b>1</b>	<b>1</b>	<b>0</b>	<b>1</b>	<b>0</b>	<b>1</b>

## Renaldo Hill

Date	Opponent	Tackles			QB Sack	QB Hurry	TFL	PD	Int.	FR	FF
		Solo	A	Total							
Sunday, September 9	Open Date										
Sunday, September 16	At Washington Redskins (PPD)										
Sunday, September 23	Denver Broncos	0	0	0	0/0	0	0	0	0	0	0
Sunday, September 30	Atlanta Falcons	0	0	0	0/0	0	0	0	0	0	0
Sunday, October 7	At Philadelphia	0	0	0	0/0	0	0	0	0	0	0
Sunday, October 14	At Chicago Bears	0	0	0	0/0	0	0	0	1	0	0
Sunday, October 21	Kansas City Chiefs	0	1	1	0/0	0	0	0	0	0	0
Sunday, October 28	At Dallas Cowboys	0	0	0	0/0	0	0	0	0	0	0
Sunday, November 4	Philadelphia Eagles	5	0	5	1/5	0	0	0	0	0	0
Sunday, November 11	New York Giants	0	0	0	0/0	0	0	0	1	0	0
Sunday, November 18	Detroit Lions	1	1	2	0/0	0	0	0	0	0	0
Sunday, November 25	At San Diego Chargers	0	0	0	0/0	0	0	0	0	0	0
Sunday, December 2	At Oakland Raiders	3	0	3	0/0	0	0	0	1	0	0
Sunday, December 9	Washington Redskins	4	0	4	0/0	0	0	0	0	0	0
Saturday, December 15	At New York Giants	4	1	5	0/0						
Sunday, December 23	Dallas Cowboys	Inactive (hamstring)									
Sunday, December 30	At Carolina Panthers	Inactive (hamstring)									
Sunday, January 6, 2002	At Washington Redskins	2	0	2	0/0	0	0	0	0	0	0
<b>Totals</b>		<b>19</b>	<b>3</b>	<b>22</b>	<b>1/5</b>	<b>0</b>	<b>0</b>	<b>0</b>	<b>3</b>	<b>0</b>	<b>0</b>

## Jabari Issa

Date	Opponent	Tackles			QB Sack	QB Hurry	TFL	PD	Int.	FR	FF
		Solo	A	Total							
Sunday, September 9	Open Date										
Sunday, September 16	At Washington Redskins (PPD)										
Sunday, September 23	Denver Broncos	3	0	3	0/0	1	0	0	0	0	0
Sunday, September 30	Atlanta Falcons	3	4	7	0/0	1	1	0	0	0	0
Sunday, October 7	At Philadelphia	0	2	2	0/0	0	0	0	0	0	0
Sunday, October 14	At Chicago Bears	0	1	1	0/0	0	0	0	0	0	0
Sunday, October 21	Kansas City Chiefs	1	0	1	0/0	0	0	0	0	0	0
Sunday, October 28	At Dallas Cowboys	0	1	1	0/0	0	0	0	0	0	0
Sunday, November 4	Philadelphia Eagles	0	0	0	0/0	0	0	0	0	0	0
Sunday, November 11	New York Giants	1	0	1	0/0	0	0	0	0	0	0
Sunday, November 18	Detroit Lions	Inactive									
Sunday, November 25	At San Diego Chargers	0	0	0	0/0	0	0	0	0	0	0
Sunday, December 2	At Oakland Raiders	0	0	0	0/0	0	0	0	0	0	0
Sunday, December 9	Washington Redskins	0	0	0	0/0	0	0	0	0	0	0
Saturday, December 15	At New York Giants	Inactive									
Sunday, December 23	Dallas Cowboys	Inactive									
Sunday, December 30	At Carolina Panthers	1	1	2	0/0	0	0	0	0	0	0
Sunday, January 6, 2002	At Washington Redskins	2	2	4	0/0	0	0	0	0	0	0
<b>Totals</b>		<b>11</b>	<b>11</b>	<b>22</b>	<b>0/0</b>	<b>2</b>	<b>1</b>	<b>0</b>	<b>0</b>	<b>0</b>	<b>0</b>

(Individual Defense continued on page 206)

(Individual Defense continued from page 205)

### Zack Walz

Date	Opponent	Tackles			QB	QB	TFL	PD	Int.	FR	FF
		Solo	A	Total	Sack	Hurry					
Sunday, September 9	Open Date										
Sunday, September 16	At Washington Redskins (PPD)										
Sunday, September 23	Denver Broncos	0	0	0	0/0	0	0	0	0	0	0
Sunday, September 30	Atlanta Falcons	0	0	0	0/0	0	0	0	0	0	0
Sunday, October 7	At Philadelphia	0	0	0	0/0	0	0	0	0	0	0
Sunday, October 14	At Chicago Bears	0	0	0	0/0	0	0	0	0	0	0
Sunday, October 21	Kansas City Chiefs	0	0	0	0/0	0	0	0	0	0	0
Sunday, October 28	At Dallas Cowboys	2	0	2	1/1	0	0	0	0	0	0
Sunday, November 4	Philadelphia Eagles										
Sunday, November 11	New York Giants										
Sunday, November 18	Detroit Lions	0	1	1	0/0	0	0	0	0	0	0
Sunday, November 25	At San Diego Chargers	4	5	9	0/0	0	0	0	0	0	0
Sunday, December 2	At Oakland Raiders	1	0	1	0/0	0	0	0	0	0	0
Sunday, December 9	Washington Redskins	0	0	0	0/0	0	0	0	0	0	0
Saturday, December 15	At New York Giants	0	0	0	0/0	0	0	0	0	0	0
Sunday, December 23	Dallas Cowboys	0	0	0	0/0	0	0	0	0	0	0
Sunday, December 30	At Carolina Panthers	4	2	6	0/0	0	1	0	0	0	0
Sunday, January 6, 2002	At Washington Redskins	0	0	0	0/0	0	0	0	0	0	0
<b>Totals</b>		<b>11</b>	<b>8</b>	<b>19</b>	<b>1/1</b>	<b>0</b>	<b>1</b>	<b>0</b>	<b>0</b>	<b>0</b>	<b>0</b>

### Sékou Sanyika

Date	Opponent	Tackles			QB	QB	TFL	PD	Int.	FR	FF
		Solo	A	Total	Sack	Hurry					
Sunday, September 9	Open Date										
Sunday, September 16	At Washington Redskins (PPD)										
Sunday, September 23	Denver Broncos	1	0	1	1/8	1	0	0	0	0	0
Sunday, September 30	Atlanta Falcons	0	0	0	0/0	1	0	0	0	0	0
Sunday, October 7	At Philadelphia	0	0	0	0/0	1	0	0	0	0	0
Sunday, October 14	At Chicago Bears	2	1	3	0/0	0	0	0	0	0	0
Sunday, October 21	Kansas City Chiefs	0	1	1	0/0	0	0	0	0	0	0
Sunday, October 28	At Dallas Cowboys	1	1	2	0/0	1	0	0	0	0	0
Sunday, November 4	Philadelphia Eagles	1	0	1	0/0	0	0	0	0	0	0
Sunday, November 11	New York Giants	0	0	0	0/0	0	0	0	0	0	0
Sunday, November 18	Detroit Lions	2	0	2	0/0	1	0	0	0	0	0
Sunday, November 25	At San Diego Chargers	0	0	0	0/0	0	0	0	0	0	0
Sunday, December 2	At Oakland Raiders	0	0	0	0/0	0	0	0	0	0	0
Sunday, December 9	Washington Redskins	0	0	0	0/0	0	0	0	0	0	0
Saturday, December 15	At New York Giants	2	0	2	0/0	3	0	0	0	0	0
Sunday, December 23	Dallas Cowboys	1	0	1	0/0	1	0	0	0	0	0
Sunday, December 30	At Carolina Panthers	0	1	1	0/0	2	0	0	0	0	0
Sunday, January 6, 2002	At Washington Redskins	0	0	0	0/0	0	0	0	1	0	0
<b>Totals</b>		<b>10</b>	<b>4</b>	<b>14</b>	<b>1/8</b>	<b>11</b>	<b>0</b>	<b>0</b>	<b>1</b>	<b>0</b>	<b>0</b>

### Mario Fatalehi

Date	Opponent	Tackles			QB	QB	TFL	PD	Int.	FR	FF
		Solo	A	Total	Sack	Hurry					
Sunday, September 9	Open Date										
Sunday, September 16	At Washington Redskins (PPD)										
Sunday, September 23	Denver Broncos										
Sunday, September 30	Atlanta Falcons	0	1	1	0/0	0	0	0	0	0	0
Sunday, October 7	At Philadelphia	0	1	1	0/0	0	0	0	0	0	0
Sunday, October 14	At Chicago Bears	0	0	0	0/0	0	0	0	0	0	0
Sunday, October 21	Kansas City Chiefs	0	1	1	0/0	1	0	0	0	0	0
Sunday, October 28	At Dallas Cowboys										
Sunday, November 4	Philadelphia Eagles										
Sunday, November 11	New York Giants	1	3	4	0/0	0	0	0	0	0	0
Sunday, November 18	Detroit Lions	1	5	6	0/0	1	0	0	0	0	0
Sunday, November 25	At San Diego Chargers	1	0	1	0/0	0	0	0	0	0	0
Sunday, December 2	At Oakland Raiders	Injured reserve (hand)									
Sunday, December 9	Washington Redskins	Injured reserve (hand)									
Saturday, December 15	At New York Giants	Injured reserve (hand)									
Sunday, December 23	Dallas Cowboys	Injured reserve (hand)									
Sunday, December 30	At Carolina Panthers	Injured reserve (hand)									
Sunday, January 6, 2002	At Washington Redskins	Injured reserve (hand)									
<b>Totals</b>		<b>3</b>	<b>11</b>	<b>14</b>	<b>0/0</b>	<b>2</b>	<b>0</b>	<b>0</b>	<b>0</b>	<b>0</b>	<b>0</b>

## Kyle Vanden Bosch

Date	Opponent	Tackles			QB	QB	TFL	PD	Int.	FR	FF
		Solo	A	Total	Sack	Hurry					
Sunday, September 9	Open Date										
Sunday, September 16	At Washington Redskins (PPD)										
Sunday, September 23	Denver Broncos	1	3	4	0/0	1	0	0	1	0	0
Sunday, September 30	Atlanta Falcons	5	3	8	1/9	0	0	0	0	0	0
Sunday, October 7	At Philadelphia	0	0	0	0/0	0	0	0	0	1	0
Sunday, October 14	At Chicago Bears	Inactive (knee)									
Sunday, October 21	Kansas City Chiefs	Inactive (knee/ankle)									
Sunday, October 28	At Dallas Cowboys	Injured reserve (knee)									
Sunday, November 4	Philadelphia Eagles	Injured reserve (knee)									
Sunday, November 11	New York Giants	Injured reserve (knee)									
Sunday, November 18	Detroit Lions	Injured reserve (knee)									
Sunday, November 25	At San Diego Chargers	Injured reserve (knee)									
Sunday, December 2	At Oakland Raiders	Injured reserve (knee)									
Sunday, December 9	Washington Redskins	Injured reserve (knee)									
Saturday, December 15	At New York Giants	Injured reserve (knee)									
Sunday, December 23	Dallas Cowboys	Injured reserve (knee)									
Sunday, December 30	At Carolina Panthers	Injured reserve (knee)									
Sunday, January 6, 2002	At Washington Redskins	Injured reserve (knee)									
<b>Totals</b>		<b>6</b>	<b>6</b>	<b>12</b>	<b>1/9</b>	<b>1</b>	<b>0</b>	<b>0</b>	<b>1</b>	<b>1</b>	<b>0</b>

## LeVar Woods

Date	Opponent	Tackles			QB	QB	TFL	PD	Int.	FR	FF
		Solo	A	Total	Sack	Hurry					
Sunday, September 9	Open Date										
Sunday, September 16	At Washington Redskins (PPD)										
Sunday, September 23	Denver Broncos	Inactive									
Sunday, September 30	Atlanta Falcons	0	0	0	0/0	0	0	0	0	0	0
Sunday, October 7	At Philadelphia	1	0	1	0/0	0	0	0	0	0	0
Sunday, October 14	At Chicago Bears	0	0	0	0/0	0	0	0	0	0	0
Sunday, October 21	Kansas City Chiefs	0	0	0	0/0	0	0	0	0	0	0
Sunday, October 28	At Dallas Cowboys	0	1	1	0/0	0	0	0	0	0	0
Sunday, November 4	Philadelphia Eagles	0	0	0	0/0	1	0	0	0	0	0
Sunday, November 11	New York Giants	1	0	1	0/0	0	0	0	0	0	0
Sunday, November 18	Detroit Lions	1	1	2	0/0	0	0	0	0	0	0
Sunday, November 25	At San Diego Chargers	0	1	1	0/0	0	0	0	0	0	0
Sunday, December 2	At Oakland Raiders	1	0	1	0/0	0	0	0	0	0	0
Sunday, December 9	Washington Redskins	0	0	0	0/0	0	0	0	0	0	0
Saturday, December 15	At New York Giants	0	0	0	0/0	0	0	0	0	0	0
Sunday, December 23	Dallas Cowboys	0	1	1	0/0	0	0	0	0	0	0
Sunday, December 30	At Carolina Panthers	2	1	3	0/0	1	0	0	0	0	0
Sunday, January 6, 2002	At Washington Redskins	0	0	0	0/0	0	0	0	0	0	0
<b>Totals</b>		<b>6</b>	<b>5</b>	<b>11</b>	<b>0/0</b>	<b>2</b>	<b>0</b>	<b>0</b>	<b>0</b>	<b>0</b>	<b>0</b>

## Coby Rhinehart

Date	Opponent	Tackles			QB	QB	TFL	PD	Int.	FR	FF
		Solo	A	Total	Sack	Hurry					
Sunday, September 9	Open Date										
Sunday, September 16	At Washington Redskins (PPD)										
Sunday, September 23	Denver Broncos	0	0	0	0/0	0	0	0	0	0	0
Sunday, September 30	Atlanta Falcons	1	0	1	0/0	0	0	0	0	0	0
Sunday, October 7	At Philadelphia	0	0	0	0/0	0	0	0	0	0	0
Sunday, October 14	At Chicago Bears	0	0	0	0/0	0	0	0	0	0	0
Sunday, October 21	Kansas City Chiefs	0	0	0	0/0	0	0	0	0	0	0
Sunday, October 28	At Dallas Cowboys	0	0	0	0/0	0	0	0	0	0	0
Sunday, November 4	Philadelphia Eagles	0	1	1	0/0	0	0	0	0	0	0
Sunday, November 11	New York Giants	1	0	1	0/0	0	0	0	0	0	0
Sunday, November 18	Detroit Lions	0	0	0	0/0	0	0	0	0	0	0
Sunday, November 25	At San Diego Chargers	0	0	0	0/0	0	0	0	0	0	0
Sunday, December 2	At Oakland Raiders	Inactive									
Sunday, December 9	Washington Redskins	Inactive									
Saturday, December 15	At New York Giants	0	0	0	0/0	0	0	0	0	0	0
Sunday, December 23	Dallas Cowboys	1	2	3	0/0	0	0	0	0	0	0
Sunday, December 30	At Carolina Panthers	1	1	2	0/0	0	0	0	0	0	0
Sunday, January 6, 2002	At Washington Redskins	Inactive									
<b>Totals</b>		<b>4</b>	<b>4</b>	<b>8</b>	<b>0/0</b>	<b>0</b>	<b>0</b>	<b>0</b>	<b>0</b>	<b>0</b>	<b>0</b>

(Individual Defense continued on page 208)

(Individual Defense continued from page 207)

## Johnny Rutledge

Date	Opponent	Tackles			QB Sack	QB Hurry	TFL	PD	Int.	FR	FF
		Solo	A	Total							
Sunday, September 9	Open Date										
Sunday, September 16	At Washington Redskins (PPD)										
Sunday, September 23	Denver Broncos	0	0	0	0/0	0	0	0	0	0	0
Sunday, September 30	Atlanta Falcons	0	0	0	0/0	0	0	0	0	0	0
Sunday, October 7	At Philadelphia	0	0	0	0/0	0	0	0	0	0	0
Sunday, October 14	At Chicago Bears	0	0	0	0/0	0	0	0	0	0	0
Sunday, October 21	Kansas City Chiefs	0	0	0	0/0	0	0	0	0	0	0
Sunday, October 28	At Dallas Cowboys	0	0	0	0/0	0	0	0	0	0	0
Sunday, November 4	Philadelphia Eagles	0	0	0	0/0	0	0	0	0	0	0
Sunday, November 11	New York Giants	0	0	0	0/0	0	0	0	0	0	0
Sunday, November 18	Detroit Lions	Inactive									
Sunday, November 25	At San Diego Chargers	0	0	0	0/0	0	0	0	0	0	0
Sunday, December 2	At Oakland Raiders	Inactive									
Sunday, December 9	Washington Redskins	0	1	1	0/0	0	0	0	0	0	0
Saturday, December 15	At New York Giants	0	0	0	0/0	0	0	0	0	0	0
Sunday, December 23	Dallas Cowboys	1	0	1	0/0	1	0	0	0	0	0
Sunday, December 30	At Carolina Panthers	0	0	0	0/0	0	0	0	0	0	0
Sunday, January 6, 2002	At Washington Redskins	0	0	0	0/0	0	0	0	0	0	0
<b>Totals</b>		<b>1</b>	<b>1</b>	<b>2</b>	<b>0/0</b>	<b>1</b>	<b>0</b>	<b>0</b>	<b>0</b>	<b>0</b>	<b>0</b>

## Andy Bowers

Date	Opponent	Tackles			QB Sack	QB Hurry	TFL	PD	Int.	FR	FF
		Solo	A	Total							
Sunday, September 9	Open Date										
Sunday, September 16	At Washington Redskins (PPD)										
Sunday, September 23	Denver Broncos	Practice squad									
Sunday, September 30	Atlanta Falcons	Practice squad									
Sunday, October 7	At Philadelphia	Practice squad									
Sunday, October 14	At Chicago Bears	Practice squad									
Sunday, October 21	Kansas City Chiefs	Practice squad									
Sunday, October 28	At Dallas Cowboys	Inactive									
Sunday, November 4	Philadelphia Eagles	0	1	1	0/0	0	0	0	0	0	0
Sunday, November 11	New York Giants	Practice squad									
Sunday, November 18	Detroit Lions	Practice squad									
Sunday, November 25	At San Diego Chargers	Practice squad									
Sunday, December 2	At Oakland Raiders	DNP									
Sunday, December 9	Washington Redskins	Inactive									
Saturday, December 15	At New York Giants	Inactive									
Sunday, December 23	Dallas Cowboys	Inactive									
Sunday, December 30	At Carolina Panthers	Inactive									
Sunday, January 6, 2002	At Washington Redskins	Inactive									
<b>Totals</b>		<b>0</b>	<b>1</b>	<b>1</b>	<b>0/0</b>	<b>0</b>	<b>0</b>	<b>0</b>	<b>0</b>	<b>0</b>	<b>0</b>

# Miscellaneous Statistics

## Possession Chart

	Drive Started	TD	FG	FGA	Punt	Downs	TO	Safety	Clock	Points	Pts./Drive	Efficiency
Jake Plummer	185	28	21	5	87	8	26	0	7	268	1.449	26.5%
<b>Cardinals Totals</b>	<b>185</b>	<b>28</b>	<b>21</b>	<b>5</b>	<b>87</b>	<b>8</b>	<b>26</b>	<b>0</b>	<b>7</b>	<b>268</b>	<b>1.449</b>	<b>26.5%</b>
<b>Opponents Totals</b>	<b>191</b>	<b>36</b>	<b>22</b>	<b>9</b>	<b>75</b>	<b>8</b>	<b>22</b>	<b>0</b>	<b>16</b>	<b>320</b>	<b>1.675</b>	<b>30.4%</b>

## Third-Down Efficiency

Third And	1	2	3	4	5	6	7	8	9	10	11+	Rush	Total
Cardinals	6-11	6-11	6-16	5-12	7-16	4-11	5-15	5-18	2-13	7-30	6-40	13-40	57-196
Opponents	16-24	11-17	7-15	9-20	8-12	8-23	5-18	5-19	5-7	4-20	6-40	32-60	84-220

## Total Yards Gained By Down

(Does not include plays or yards lost due to quarterback sacks)

	First Down			Second Down			Third Down			Fourth Down			Season		
	Att.	Yds.	Avg.	Att.	Yds.	Avg.	Att.	Yds.	Avg.	Att.	Yds.	Avg.	Att.	Yds.	Avg.
Cardinals	412	2,178	5.29	308	1,899	6.17	188	909	4.84	19	116	6.11	927	5,102	5.50
Opponent	461	2,508	5.44	350	1,935	5.53	218	1,277	5.86	22	88	4.00	1,051	5,808	5.53

## Rushing Yards Gained By Down

(Does not include plays or yards lost due to quarterback sacks)

	First Down			Second Down			Third Down			Fourth Down			Season		
	Att.	Yds.	Avg.	Att.	Yds.	Avg.	Att.	Yds.	Avg.	Att.	Yds.	Avg.	Att.	Yds.	Avg.
Cardinals	206	800	3.88	140	486	3.47	43	153	3.56	6	7	1.17	395	1,446	3.66
Opponent	251	991	3.95	168	755	4.49	63	293	4.65	13	49	3.77	495	2,088	4.22

## Passing Yards Gained By Down

(Does not include plays or yards lost due to quarterback sacks)

	First Down			Second Down			Third Down			Fourth Down			Season		
	Att.	Yds.	Avg.	Att.	Yds.	Avg.	Att.	Yds.	Avg.	Att.	Yds.	Avg.	Att.	Yds.	Avg.
Cardinals	201	1,378	6.86	170	1,390	8.17	141	793	5.62	13	109	8.38	525	3,670	6.99
Opponent	210	1,521	7.24	182	1,180	6.48	154	988	6.41	10	37	3.70	556	3,726	6.70

## First-Down Tendencies

(Incomplete passes and turnovers credited as play gaining 0 yards; excludes quarterback sacks)

	Rushing			Passing			Overall			Times Gained				
	Plays	Yards	Avg.	Plays	Yards	Avg.	Plays	Yards	Avg.	10+	5-9	1-4	0	Neg.
Cardinals	206	800	3.88	207	1,378	6.86	413	2,178	5.27	83	77	105	117	31
Opponents	251	991	3.95	218	1,521	7.24	469	2,512	5.36	83	88	135	116	27

## Kickoff Analysis

(Excludes onside attempts and intentional squib kicks; includes kickoffs out of bounds)

	Total	Returns	Touchbacks	Return Yards	Average Return	Total Starting Yard Line	Average Starting Yard Line	Starting Yard Line Inside 20	Returns 25+
Gramatica	54	40	8	798	20.0	1,447	26.8	7	7
Oglesby	14	13	0	179	13.7	399	28.5	3	0
Opponents	76	67	7	967	18.2	2,143	28.2	9	18

## Scoring Percentage Inside 20-Yard Line

	Arizona	Opponents
Times Penetrating Opponent 20 Yard Line	45	54
Total Scores	34	42
Touchdowns	18 (7 run/11 pass)	27 (10 run/17 pass)
Field Goals	16/18	15/18
Turnovers/Lost on downs	6/2	3/3
Scores From Outside 20 Yard Line	0	0
Scoring Efficiency	34/45 = 75.6 percent	42/54 = 77.8 percent

# Player Participation

No.	Player	1	2	3	4	5	6	7	8	9	10	11	12	13	14	15	16	Totals
		Denver, 9/23	Atlanta, 9/30	At Philadelphia, 10/7	At Chicago, 10/14	Kansas City, 10/21	At Dallas, 10/28	Philadelphia, 11/4	N.Y. Giants, 11/11	Detroit, 11/18	At San Diego, 11/25	At Oakland, 12/2	Washington, 12/9	At N.Y. Giants, 12/15	Dallas, 12/23	At Carolina, 12/30	At Washington, 1/6/02	G-GS-DNP-IA
36	Barrett, David	X	S	S	S	X	S	S	S	X	X	X	X	X	S	S	S	16-9-0-0
94	Bell, Marcus	X	IAJ	IAJ	IAJ	X	X	X	X	X	X	X	X	X	X	X	X	13-0-0-3
15	Blanchard, Cary	IR	IR	IR	IR	IR	IR	IR	IR	IR	IR	IR	IR	IR	IR	IR	IR	
61	Borum, Jarvis	DNP	DNP	DNP	DNP	IA	IA	X	PS	PS	PS	IA	DNP	DNP	DNP	DNP	DNP	1-0-0-3
89	Boston, David	S	S	S	S	S	S	S	S	S	S	S	S	S	S	S	S	16-16-0-0
71	Bowers, Andy	PS	PS	PS	PS	PS	IA	S	PS	PS	PS	DNP	IA	IA	IA	IA	IA	1-1-1-6
17	Brown, Dave	DNP	DNP	DNP	DNP	DNP	DNP	DNP	DNP	DNP	DNP	DNP	DNP	DNP	DNP	DNP	DNP	0-0-16-0
95	Burke, Thomas	X	IAJ	X	S	S	S	X	S	IAJ	IAJ	IAJ	S	S	S	S	S	12-9-0-4
87	Bush, Steve							Signed 11/6	X	S	S	S	S	S	X	S	S	9-7-0-0
25	Chavous, Corey	S	S	IAJ	IAJ	S	S	S	S	S	S	S	S	S	S	S	S	14-14-0-2
65	Clement, Anthony	S	S	S	S	S	S	S	S	S	S	S	S	S	S	S	S	16-16-0-0
62	Cook, Michael	PS	PS	PS	PS	PS	PS	PS	PS	Released 11/6, re-signed 12/5	S	PS	PS	PS	PS	IA	IA	0-0-0-1
75	Davis, Leonard	S	S	S	S	S	S	S	S	S	S	S	S	S	S	S	S	16-16-0-0
98	Davis, Russell	S	S	S	S	S	S	S	S	S	S	S	S	S	S	S	S	16-16-0-0
67	Dishman, Chris	X	X	X	X	X	X	X	X	X	X	X	X	S	S	S	S	16-5-0-0
79	Fatafeh, Mario	IA	X	X	X	X	DNP	IA	X	X	S	IR	IR	IR	IR	IR	IR	7-1-1-2
58	Folston, James	IR	IR	IR	IR	IR	IR	IR	IR	IR	IR	IR	IR	IR	IR	IR	IR	
59	Frederickson, Rob	S	S	S	S	S	S	S	S	S	IAJ	S	S	S	S	S	S	15-15-0-1
11	Gilmore, Bryan	PS	PS	PS	PS	PS	PS	PS	PS	PS	PS	DNP	IA	IA	X	X	X	3-0-1-2
7	Gramatica, Bill	X	X	X	X	X	X	X	X	X	X	X	X	X	IR	IR	IR	13-0-0-0
14	Greisen, Chris	IA	IA	IA	IA	IA	IA	IA	IA	IA	IA	IA	IA	IA	IA	IA	IA	0-0-0-16
60	Gruttadauria, Mike	S	S	S	S	S	S	S	S	S	S	S	S	S	S	S	IAJ	15-15-0-1
80	Hardy, Terry	S	S	S	S	S	S	IAJ	IAJ	IAJ	X	X	IR	IR	IR	IR	IR	8-6-0-3
49	Hart, Lawrence										Signed 12/5	X	IAJ	IAJ	IAJ	IAJ	IR	1-0-0-3
45	Hill, Renaldo	X	X	X	X	X	X	X	X	X	X	X	X	S	IAJ	IAJ	X	14-1-0-2
49	Hodel, Nathan				Signed 10/26	PS	PS	PS	PS	PS	PS	PS	PS	PS	PS	IA	IA	0-0-0-0
72	Issa, Jabari	S	S	S	S	X	X	X	X	IA	X	S	X	IA	IA	X	X	13-5-0-3
84	Jackson, Arnold	X	X	X	X	X	X	X	X	X	X	X	X	X	X	X	X	16-1-0-0
62	Jenkins, MarTay	X	X	X	X	X	X	X	X	X	S	S	X	X	IAJ	IAJ	IAJ	13-3-0-3
26	Jones, Thomas	S	S	X	X	X	X	X	X	X	X	X	X	X	X	X	X	16-2-0-0
86	Jurkin, Trey	X	X	X	X	X	X	X	X	X	X	X	X	X	X	X	X	16-0-0-0
66	Kendall, Pete	S	S	S	S	S	S	S	S	S	S	IAJ	IAJ	IAJ	IR	IR	IR	11-11-0-3
24	Knight, Tom	S	IAJ	S	S	S	IAJ	IAJ	IAJ	S	S	S	S	IAJ	IAJ	IAJ	IR	8-8-0-7
42	Lassiter, Kwamie	S	S	S	S	S	S	S	S	S	S	S	S	S	S	S	S	16-16-0-0
41	Lucas, Justin	X	X	X	S	S	S	S	IAJ	IAJ	IAJ	X	X	X	X	X	X	13-4-0-3
34	Makovicka, Joel	X	S	S	S	S	S	S	S	S	S	S	S	S	S	S	S	16-14-0-0
39	McKinley, Dennis	X	X	X	X	IAJ	IAJ	X	X	X	X	X	X	X	X	X	X	14-0-0-2
57	McKinnon, Ronald	S	S	S	S	S	S	S	S	S	S	S	S	S	S	S	S	16-16-0-0
83	Mitchell, Tywan	S	X	X	X	X	X	X	X	X	X	X	X	X	X	X	X	16-4-0-0
85	Moore, Rob	IAJ	IAJ	IAJ	IAJ	IAJ	IAJ	IAJ	IAJ	IAJ	IAJ	IR	IR	IR	IR	IR	IR	0-0-0-10
87	Ofahengsaue, Tevita	PS	PS	PS	PS	PS	PS	PS	PS	Released 11/6								
1	Oglesby, Cedric												Signed 12/18	X	X	X	X	3-0-0-0
32	Pittman, Michael	SUS	X	S	S	S	S	S	S	S	S	S	S	S	S	S	S	15-14-0-0
10	Player, Scott	X	X	X	X	X	X	X	IAJ	IAJ	IAJ	IAJ	X	X	X	X	X	12-0-0-4
16	Plummer, Jake	S	S	S	S	S	S	S	S	S	S	S	S	S	S	S	S	16-16-0-0
19	Poole, Nathan										Signed 12/3	PS	PS	PS	PS	PS	PS	
90	Procell, Jarrett										Signed 12/4	PS	PS	PS	PS	PS	PS	
23	Rhinehart, Coby	X	X	X	X	X	X	X	X	X	X	IA	IA	X	X	X	IA	13-0-0-3
15	Rutledge, Johnny	X	X	X	X	X	X	X	X	IAJ	X	IA	IA	X	X	X	X	13-0-0-3
81	Sanders, Frank	S	S	S	S	S	S	S	S	S	X	IAJ	X	S	S	S	S	15-13-0-1
54	Saryika, Sekou	X	X	X	X	X	S	X	X	X	X	X	X	X	X	X	X	16-1-0-0
68	Scott, Yusuf	IA	IA	IA	IA	X	X	IA	X	IA	IA	DNP	X	DNP	DNP	DNP	DNP	5-0-4-7
70	Shelton, L.J.	S	S	S	S	S	S	S	S	S	S	S	S	S	S	S	S	16-16-0-0
31	Shipp, Marcel	DNP	IAJ	IA	IA	IA	X	X	X	X	X	X	IA	X	X	X	X	11-0-1-4
50	Starkey, Jason	X	X	X	X	DNP	X	X	DNP	X	X	X	X	X	X	X	X	14-1-2-0
12	Stanley, Chad						Signed 11/6	X	X	X	X	X	Waived 12/5					4-0-0-0
44	Stone, Michael	IA	IA	IA	X	IA	X	X	X	IA	IA	IA	IA	X	X	X	X	7-0-0-9
92	Tanner, Barron	S	S	S	S	S	S	S	S	S	S	S	S	S	S	S	S	16-16-0-0
55	Thompson, Ray	S	S	S	S	S	IA	S	IA	S	S	S	S	S	S	IAJ	S	14-14-0-2
40	Tillman, Pat	S	S	S	IAJ	IAJ	IAJ	IAJ	S	S	S	S	S	S	S	S	S	12-12-0-4
78	Tosi, Mao	IA	X	IAJ	X	IA	X	IA	IA	X	X	X	X	X	X	X	X	11-1-0-5
93	Vanden Bosch, Kyle	S	S	S	IAJ	IAJ	IR	IR	IR	IR	IR	IR	IR	IR	IR	IR	IR	3-3-0-2
97	Wakefield, Fred	X	X	X	X	S	S	S	S	S	S	S	S	S	S	S	S	16-12-0-0
52	Walt, Zack	X	X	X	X	X	X	INJ	IAJ	X	S	X	X	X	X	X	X	14-2-1-1
22	Wilson, Adrian	X	X	X	X	X	X	X	X	X	X	X	X	X	X	X	X	16-0-0-0
56	Woods, LeVar	IA	X	X	X	X	X	X	X	X	X	X	X	X	X	X	X	15-0-0-1
53	Young, Michael	PS	PS	PS	PS	PS	PS	PS	PS	PS	PS	PS	PS	PS	PS	PS	IA	0-0-0-1

X-Played IR-Injured reserve S-Started PS-Practice squad INJ-Injured UN-Unsigned DNP-Did not play PUP-Physically unable to perform list IA-Inactive IAJ-Inactive/injured SUS-NFL Suspension

# Starting Lineups

## Offense

Opponent, Date	WR	LT	LG	C	RG	RT	TE	WR	QB	RB	TE
Denver, Sept. 23	Boston	Shelton	Kendall	Gruttadauria	<u>L. Davis</u>	Clement	Hardy	Sanders	Plummer	Jones	Mitchell
Opponent, Date	WR	LT	LG	C	RG	RT	TE	WR	QB	RB	FB
Atlanta, Sept. 30	Boston	Shelton	Kendall	Gruttadauria	<u>L. Davis</u>	Clement	Hardy	Sanders	Plummer	Jones	Makovicka
At Philadelphia, Oct. 7	Boston	Shelton	Kendall	Gruttadauria	<u>L. Davis</u>	Clement	Hardy	Sanders	Plummer	Pittman	Makovicka
At Chicago, Oct. 14	Boston	Shelton	Kendall	Gruttadauria	<u>L. Davis</u>	Clement	Hardy	Sanders	Plummer	Pittman	Makovicka
Kansas City, Oct. 21	Boston	Shelton	Kendall	Gruttadauria	<u>L. Davis</u>	Clement	Hardy	Sanders	Plummer	Pittman	Makovicka
At Dallas, Oct. 28	Boston	Shelton	Kendall	Gruttadauria	<u>L. Davis</u>	Clement	Hardy	Sanders	Plummer	Pittman	Makovicka
Philadelphia, Nov. 4	Boston	Shelton	Kendall	Gruttadauria	<u>L. Davis</u>	Clement	Mitchell	Sanders	Plummer	Pittman	Makovicka
N.Y. Giants, Nov. 11	Boston	Shelton	Kendall	Gruttadauria	<u>L. Davis</u>	Clement	Mitchell	Sanders	Plummer	Pittman	Makovicka
Detroit, Nov. 18	Boston	Shelton	Kendall	Gruttadauria	<u>L. Davis</u>	Clement	Bush	Sanders	Plummer	Pittman	Makovicka
At San Diego, Nov. 25	Boston	Shelton	Kendall	Gruttadauria	<u>L. Davis</u>	Clement	Bush	Jenkins	Plummer	Pittman	Makovicka
At Oakland, Dec. 2	Boston	Shelton	Kendall	Gruttadauria	<u>L. Davis</u>	Clement	Bush	Jenkins	Plummer	Pittman	Makovicka
Washington, Dec. 9	Boston	Shelton	Dishman	Gruttadauria	<u>L. Davis</u>	Clement	Bush	Jenkins	Plummer	Pittman	Makovicka
At N.Y. Giants, Dec. 15	Boston	Shelton	Dishman	Gruttadauria	<u>L. Davis</u>	Clement	Bush	Sanders	Plummer	Pittman	Makovicka
Opponent, Date	WR	LT	LG	C	RG	RT	TE	WR	QB	RB	WR
Dallas, Dec. 23	Boston	Shelton	Dishman	Gruttadauria	<u>L. Davis</u>	Clement	Mitchell	Sanders	Plummer	Pittman	Jackson
Opponent, Date	WR	LT	LG	C	RG	RT	TE	WR	QB	RB	FB
At Carolina, Dec. 30	Boston	Shelton	Dishman	Gruttadauria	<u>L. Davis</u>	Clement	Bush	Sanders	Plummer	Pittman	Makovicka
At Washington, Jan. 6	Boston	Shelton	Dishman	Starkey	<u>L. Davis</u>	Clement	Bush	Sanders	Plummer	Pittman	Makovicka

## Defense

Opponent, Date	LE	LT	RT	RE	LLB	MLB	RLB	LCB	RCB	SS	FS
Denver, Sept. 23	Issa	R. Davis	Tanner	<u>Vanden Bosch</u>	Thompson	McKinnon	Fredrickson	Knight	Chavous	Tillman	Lassiter
Atlanta, Sept. 30	Issa	R. Davis	Tanner	<u>Vanden Bosch</u>	Thompson	McKinnon	Fredrickson	Barrett	Chavous	Tillman	Lassiter
At Philadelphia, Oct. 7	Issa	R. Davis	Tanner	<u>Vanden Bosch</u>	Thompson	McKinnon	Fredrickson	Knight	Barrett	Tillman	Lassiter
At Chicago, Oct. 14	Issa	R. Davis	Tanner	Burke	Thompson	McKinnon	Fredrickson	Knight	Barrett	Lucas	Lassiter
Kansas City, Oct. 21	<u>Wakefield</u>	R. Davis	Tanner	Burke	Thompson	McKinnon	Fredrickson	Knight	Chavous	Lucas	Lassiter
At Dallas, Oct. 28	<u>Wakefield</u>	R. Davis	Tanner	Burke	Sanyika	McKinnon	Fredrickson	Barrett	Chavous	Lucas	Lassiter
Philadelphia, Nov. 4	<u>Wakefield</u>	R. Davis	Tanner	<u>Bowers</u>	Thompson	McKinnon	Fredrickson	Barrett	Chavous	Lucas	Lassiter
N.Y. Giants, Nov. 11	<u>Wakefield</u>	R. Davis	Tanner	Burke	Thompson	McKinnon	Fredrickson	Barrett	Chavous	Tillman	Lassiter
Detroit, Nov. 18	<u>Wakefield</u>	R. Davis	Tanner	Burke	Thompson	McKinnon	Fredrickson	Knight	Chavous	Tillman	Lassiter
At San Diego, Nov. 25	<u>Wakefield</u>	R. Davis	Tanner	<u>Fatalehi</u>	Thompson	McKinnon	Walz	Knight	Chavous	Tillman	Lassiter
At Oakland, Dec. 2	<u>Wakefield</u>	R. Davis	Tanner	Issa	Thompson	McKinnon	Fredrickson	Knight	Chavous	Tillman	Lassiter
Washington, Dec. 9	<u>Wakefield</u>	R. Davis	Tanner	Tosi	Thompson	McKinnon	Fredrickson	Knight	Chavous	Tillman	Lassiter
At N.Y. Giants, Dec. 15	<u>Wakefield</u>	R. Davis	Tanner	Burke	Thompson	McKinnon	Fredrickson	<u>Hill</u>	Chavous	Tillman	Lassiter
Dallas, Dec. 23	<u>Wakefield</u>	R. Davis	Tanner	Burke	Thompson	McKinnon	Fredrickson	Barrett	Chavous	Tillman	Lassiter
At Carolina, Dec. 30	<u>Wakefield</u>	R. Davis	Tanner	Burke	Walz	McKinnon	Fredrickson	Barrett	Chavous	Tillman	Lassiter
At Washington, Jan. 6	<u>Wakefield</u>	R. Davis	Tanner	Burke	Thompson	McKinnon	Fredrickson	Barrett	Chavous	Tillman	Lassiter

***Bold Italic Underline*** indicates rookie or first-year player

# Team Superlatives

## Offense

	Bests	Worsts
Total Net Yards	417 Detroit, Nov. 18	187 At Washington, Jan. 6
	390 At Oakland, Dec. 2	207 N.Y. Giants, Nov. 11
	363 Kansas City, Oct. 21	209 Dallas, Dec. 23
Total Plays	78 At N.Y. Giants, Dec. 15	44 At Washington, Jan. 6
	73 At Oakland, Dec. 2	49 Denver, Sept. 30
	68 Philadelphia, Nov. 4	52 Dallas, Dec. 23
First Downs	24 At Oakland, Dec. 2	10 At Washington, Jan. 6
	23 Detroit, Nov. 18	11 Dallas, Dec. 23
	21 Atlanta, Sept. 30	12 N.Y. Giants, Nov. 11
Net Rushing Yards	158 At Carolina, Dec. 30	45 At Washington, Jan. 6
	145 At Oakland, Dec. 2	57 Philadelphia, Nov. 4
	135 Kansas City, Oct. 21	71 At San Diego, Nov. 25
Rushing Attempts	37 Kansas City, Oct. 21	15 Atlanta, Sept. 30
	34 At Oakland, Dec. 2	17 At Washington, Jan. 6
	33 At Carolina, Dec. 30	18 Denver, Sept. 30
Net Passing Yards	328 Detroit, Nov. 18	129 N.Y. Giants, Nov. 11
	270 Philadelphia, Nov. 4	134 Dallas, Dec. 23
	246 Washington, Dec. 9	142 At Washington, Jan. 6
Pass Attempts	45 At N.Y. Giants, Dec. 15	24 At Carolina, Dec. 30
	42 At Dallas, Oct. 28	25 At Washington, Jan. 6; Kansas City, Oct. 21
	41 Philadelphia, Nov. 4	26 N.Y. Giants, Nov. 11
Pass Completions	27 At N.Y. Giants, Dec. 15	11 At Washington, Jan. 6
	25 At Dallas, Oct. 28	12 At Carolina, Dec. 30
	24 Philadelphia, Nov. 4	13 N.Y. Giants, Nov. 11
Passes Had Intercepted	0 Six times, most recently at Carolina, Dec. 30	3 Atlanta, Sept. 30
	1 Seven times, most recently at Wash. Jan. 6, 2002	2 At San Diego, Nov. 25
		At Dallas, Oct. 28
Time of Possession	35:55 At N.Y. Giants, Dec. 15	19:53 At Washington, Jan. 6
	33:26 At Oakland, Dec. 2	22:20 Atlanta, Sept. 30
	32:56 Kansas City, Oct. 21	22:46 Dallas, Dec. 23
Points Scored	45 Detroit, Nov. 18	3 At Dallas, Oct. 28
	34 At Oakland, Dec. 2 (OT)	7 Philadelphia, Nov. 4
	30 At Carolina, Dec. 30	10 Washington, Dec. 9; N.Y. Giants, Nov. 11

## Defense

	Bests	Worsts
Total Net Yards	478 Detroit, Nov. 18	225 At Dallas, Oct. 28
	456 Kansas City, Oct. 21	244 At N.Y. Giants, Dec. 15
	440 At Philadelphia, Oct. 7	253 At Chicago, Oct. 14
Total Plays	85 Detroit, Nov. 18	53 At Chicago, Oct. 14
	83 At Carolina, Dec. 30	55 At Dallas, Oct. 28
	78 At Oakland, Dec. 2	58 At N.Y. Giants, Dec. 15; Philadelphia, Nov. 4
First Downs	30 Detroit, Nov. 18	13 Philadelphia, Nov. 4
	27 Denver, Sept. 30	At Chicago, Oct. 14
	26 At Oakland, Dec. 2	15 At N.Y. Giants, Dec. 15; at Dallas, Oct. 28
Net Rushing Yards	186 N.Y. Giants, Nov. 11	49 Detroit, Nov. 18
	179 At Philadelphia, Oct. 7	84 At San Diego, Nov. 25
	178 At Washington, Jan. 6	95 At Carolina, Dec. 30
Rushing Attempts	49 At Washington, Jan. 6	20 At Carolina, Dec. 30; Kansas City, Oct. 21
	41 N.Y. Giants, Nov. 11	22 Detroit, Nov. 18; Philadelphia, Nov. 4
	40 Dallas, Dec. 23	23 At San Diego, Nov. 25
Net Passing Yards	429 Detroit, Nov. 18	80 At Dallas, Oct. 28
	340 Kansas City, Oct. 21	116 At Chicago, Oct. 14
	308 At San Diego, Nov. 25	139 At N.Y. Giants, Dec. 15
Pass Attempts	62 Detroit, Nov. 18	18 At Dallas, Oct. 28
	45 At Oakland, Dec. 2	21 At Chicago, Oct. 14
	44 At San Diego, Nov. 25; Kansas City, Oct. 21	24 At Carolina, Dec. 30; N.Y. Giants, Nov. 11
Pass Completions	36 Detroit, Nov. 18	9 At Dallas, Oct. 28
	33 At San Diego, Nov. 25	12 At Carolina, Dec. 30
	29 At Oakland, Dec. 2	14 At Washington, Jan. 6; at N.Y. Giants, Dec. 15
Passes Intercepted	0 At N.Y. Giants, Dec. 15; at S.D., Nov. 25	3 Detroit, Nov. 18
	Atlanta, Sept. 30; Denver, Sept. 23	2 Dallas, Dec. 23; at Oakland, Dec. 2
	1 Six times, most recently at Washington, Jan. 6, 2002	2 Kansas City, Oct. 21; at Chicago, Oct. 14
Fumbles Recovered	1 Six times, most recently at Carolina, Dec. 30	0 Ten times, most recently at Washington, Jan. 6, 2002

## Miscellaneous

	Bests	Worsts
Penalties	1 At Washington, Jan. 6; Philadelphia, Nov. 4	8 Washington, Dec. 9
	3 At San Diego, Nov. 25; Atlanta, Sept. 30	6 Kansas City, Oct. 21; at Chicago, Oct. 14
	4 At Oakland, Dec. 2; N.Y. Giants, Nov. 11	Vs. Denver, Sept. 30
Yards Penalized	5 At Washington, Jan. 6	79 Vs. Denver, Sept. 30
	9 Philadelphia, Nov. 4	72 At Dallas, Oct. 28
	24 N.Y. Giants, Nov. 11	59 Detroit, Nov. 18

# Longest Plays

## From Offensive Scrimmage

Yards	Description	Opponent	Date	Site	TD	Note
68	<b>Frank Sanders reception</b>	<b>Detroit</b>	<b>Nov. 18</b>	<b>Sun Devil Stadium</b>	<b>Yes</b>	
61	<b>David Boston reception</b>	<b>Carolina</b>	<b>Dec. 30</b>	<b>Ericsson Stadium</b>	<b>Yes</b>	
58	Frank Sanders reception	Dallas	Dec. 23	Sun Devil Stadium	No	Reaches one-yard line, leading to TD three plays later.
	Frank Sanders reception	Atlanta	Sept. 30	Sun Devil Stadium	No	
53	MarTay Jenkins reception	Detroit	Nov. 18	Sun Devil Stadium	No	
52	David Boston reception	Philadelphia	Nov. 4	Sun Devil Stadium	No	Run out of bounds at the two-yard line. Leads to TD two plays later.
50	<b>David Boston reception</b>	<b>Oakland</b>	<b>Dec. 2</b>	<b>Network Assoc. Coliseum</b>	<b>Yes</b>	<b>Cards regain lead at 31-24 with 1:18 to play.</b>
48	David Boston reception	Washington	Jan. 6	FedEx Field	No	Reaches Redskin 15-yard line, leading to touchdown two plays later. <b>Sets Arizona single-season reception yardage record.</b>
47	David Boston reception	Denver	Sept. 23	Sun Devil Stadium	No	
42	Michael Pittman run	Oakland	Dec. 2	Net. Assoc. Coliseum	No	Leads to game-tying TD two plays later.
40	David Boston reception	Washington	Dec. 9	Sun Devil Stadium	No	
39	Michael Pittman run	Carolina	Dec. 30	Ericsson Stadium	No	
38	<b>David Boston reception</b>	<b>N.Y. Giants</b>	<b>Nov. 11</b>	<b>Sun Devil Stadium</b>	<b>Yes</b>	
37	<b>David Boston reception</b>	<b>San Diego</b>	<b>Nov. 25</b>	<b>Qualcomm Stadium</b>	<b>Yes</b>	
35	David Boston reception	Dallas	Oct. 28	Texas Stadium	No	
	<b>MarTay Jenkins reception</b>	<b>Philadelphia</b>	<b>Oct. 7</b>	<b>Veterans Stadium</b>	<b>Yes</b>	<b>Game-winning TD with nine seconds remaining. First career TD reception in first 100-yard receiving game.</b>
34	MarTay Jenkins reception	Detroit	Nov. 18	Sun Devil Stadium	No	
32	David Boston reception	Washington	Dec. 9	Sun Devil Stadium	No	
31	Frank Sanders reception	Chicago	Oct. 14	Soldier Field	No	
	David Boston reception	Philadelphia	Oct. 7	Veterans Stadium	No	Spectacular diving catch.
30	David Boston reception	San Diego	Nov. 25	Qualcomm Stadium	No	Key play of touchdown drive.
	MarTay Jenkins reception	Denver	Sept. 23	Sun Devil Stadium	No	
28	MarTay Jenkins reception	Detroit	Nov. 18	Sun Devil Stadium	No	
	MarTay Jenkins reception	Philadelphia	Oct. 7	Veterans Stadium	No	Leads to his game-winning catch four plays later.
27	Michael Pittman rush	Dallas	Dec. 23	Sun Devil Stadium	No	
	Michael Pittman reception	Kansas City	Oct. 21	Sun Devil Stadium	No	Sets table for 13-yard Thomas Jones TD run on next play.
26	David Boston reception	Denver	Sept. 23	Sun Devil Stadium	No	Cards first play from scrimmage of the season.
25	Joel Makovicka reception	Kansas City	Oct. 21	Sun Devil Stadium	No	Fumbles at K.C. five-yard line and recovered by Chiefs in the end zone for a touchback.
	David Boston reception	Chicago	Oct. 14	Soldier Field	No	

## Returns

Yards	Description	Opponent	Date	Site	TD	Note
70	MarTay Jenkins KOR	San Diego	Nov. 25	Qualcomm Stadium	No	Second-half kickoff. Leads to field goal.
61	<b>Adrian Wilson interception</b>	<b>Washington</b>	<b>Jan. 6</b>	<b>FedEx Field</b>	<b>Yes</b>	<b>First NFL touchdown.</b>
55	Arnold Jackson punt return	Oakland	Dec. 2	Network Assoc. Coliseum	No	Longest Arizona punt return in 136 games.
44	Michael Pittman KOR	Washington	Jan. 6	FedEx Field	No	
43	Tom Knight interception	Oakland	Dec. 2	Network Assoc. Coliseum	No	End-zone interception thwarts Raider drive.
42	MarTay Jenkins KOR	Kansas City	Oct. 21	Sun Devil Stadium	No	Lost fumble.
40	MarTay Jenkins KOR	Detroit	Nov. 18	Sun Devil Stadium	No	
39	Arnold Jackson punt return	N.Y. Giants	Dec. 15	Giants Stadium	No	
	MarTay Jenkins KOR	Denver	Sept. 23	Sun Devil Stadium	No	
36	Adrian Wilson interception	Dallas	Oct. 28	Texas Stadium	No	First NFL interception.
35	MarTay Jenkins KOR	Denver	Sept. 23	Sun Devil Stadium	No	
30	MarTay Jenkins KOR	Detroit	Nov. 18	Sun Devil Stadium	No	
	MarTay Jenkins KOR	Denver	Sept. 23	Sun Devil Stadium	No	
29	MarTay Jenkins KOR	San Diego	Nov. 25	Qualcomm Stadium	No	
	MarTay Jenkins KOR	N.Y. Giants	Nov. 11	Sun Devil Stadium	No	
	MarTay Jenkins KOR	Philadelphia	Nov. 4	Sun Devil Stadium	No	
	Arnold Jackson punt return	Denver	Sept. 23	Sun Devil Stadium	No	Cards' longest in 25 games.
28	Michael Pittman KOR	Dallas	Dec. 23	Sun Devil Stadium	No	
	MarTay Jenkins KOR	Chicago	Oct. 14	Soldier Field	No	
27	Michael Pittman KOR	Carolina	Dec. 30	Ericsson Stadium	No	
	MarTay Jenkins KOR	Dallas	Oct. 28	Texas Stadium	No	Lost fumble.
26	Michael Pittman KOR	Dallas	Dec. 23	Sun Devil Stadium	No	
	MarTay Jenkins KOR	Kansas City	Oct. 21	Sun Devil Stadium	No	
	MarTay Jenkins KOR	Chicago	Oct. 14	Soldier Field	No	
25	<b>Ronald McKinnon fumble ret.</b>	<b>Carolina</b>	<b>Dec. 30</b>	<b>Ericsson Stadium</b>	<b>Yes</b>	<b>Second touchdown in as many games.</b>
	Kwame Lassiter interception	Philadelphia	Oct. 7	Veterans Stadium	No	Makes interception at Arizona five-yard line, thwarting an Eagle drive that had reached the Cards' 28-yard line.

# Cardinal Ind. Superlatives

## Rushing

### Yards Rushing

- 95.....Michael Pittman vs. Kansas City, Oct. 21 (26 att.)
- 89.....Michael Pittman at Carolina, Dec. 30 (12 att.)
- 83.....Michael Pittman at Philadelphia, Oct. 7 (22 att.)

### Rushing Attempts

- 26.....Michael Pittman vs. Kansas City, Oct. 21 (95 yards)
- 23.....Michael Pittman vs. Detroit, Nov. 18 (81 yards)
- 22.....Michael Pittman at Philadelphia, Oct. 7 (83 yards)

### Touchdowns Rushing

- 1.....Ten times, most recently by Thomas Jones at Washington, Jan. 6, 2002 (4 yards)

### Longest Rushes

- 42.....Michael Pittman at Oakland, Dec. 2
- 39.....Michael Pittman at Carolina, Dec. 30
- 27.....Michael Pittman vs. Dallas, Dec. 23

### Yards Per Carry (Min. 10 attempts)

- 7.42.....Michael Pittman at Carolina, Dec. 30 (12 att., 89 yards)
- 4.34.....Michael Pittman at Oakland, Dec. 2 (18 att., 78 yards)
- 4.31.....Thomas Jones at Carolina, Dec. 30 (16 att., 69 yards)

## Passing

### Yards Passing

- 334.....Jake Plummer vs. Detroit, Nov. 18 (21 comp., 33 att.)
- 293.....Jake Plummer vs. Philadelphia, Nov. 4 (24 comp., 41 att.)
- 276.....Jake Plummer vs. Atlanta, Sept. 30 (23 comp., 35 att.)

### Pass Attempts

- 45.....Jake Plummer at N.Y. Giants, Dec. 15 (27 comp., 207 yards)
- 42.....Jake Plummer at Dallas, Oct. 28 (25 comp., 233 yards)
- 41.....Jake Plummer at Philadelphia, Nov. 4 (24 comp., 293 yards)

### Passes Completed

- 27.....Jake Plummer at N.Y. Giants, Dec. 15 (45 att., 207 yards)
- 25.....Jake Plummer at Dallas, Oct. 28 (42 att., 233 yards)
- 24.....Jake Plummer vs. Philadelphia, Nov. 4 (41 att., 293 yards)

### Touchdown Passes

- 4.....Jake Plummer vs. Detroit, Nov. 18 (13, 68, 18, 3 yards)
- 2.....Jake Plummer at Carolina, Dec. 30 (61, 5 yards)
- Jake Plummer at Philadelphia, Oct. 7 (2, 35 yards)

### Completion Percentage (Min. 15 attempts)

- .657.....Jake Plummer vs. Atlanta, Sept. 30 (23 comp., 35 att.)
- .640.....Jake Plummer vs. Kansas City, Oct. 21 (16 comp., 25 att.)

## Pass Receiving

### Receptions

- 9.....David Boston vs. N.Y. Giants, Nov. 11 (137 yards)
- David Boston at Dallas, Oct. 28 (108 yards)
- 8.....David Boston at N.Y. Giants, Dec. 15 (84 yards)
- David Boston vs. Philadelphia, Nov. 4 (138 yards)
- David Boston vs. Denver, Sept. 23 (145 yards)

### Yards Receiving

- 145.....David Boston vs. Denver, Sept. 23 (8 rec.)
- 138.....David Boston vs. Philadelphia, Nov. 4 (8 rec.)
- 137.....David Boston vs. N.Y. Giants, Nov. 11 (9 rec.)

### Touchdown Receptions

- 2.....David Boston at Carolina, Dec. 30 (61, 5 yards)
- David Boston vs. Detroit, Nov. 18 (13, 18 yards)
- 1.....Fourteen times, most recently by Tywan Mitchell, Dec. 15 at N.Y. Giants (24 yards)

### Longest Receptions

- 68.....Frank Sanders vs. Detroit, Nov. 18 (TD)
- 61.....David Boston at Carolina, Dec. 30 (TD)
- 58.....Frank Sanders vs. Dallas, Dec. 23
- Frank Sanders vs. Allanta, Sept. 30

## Field Goals

### Field Goals

- 4.....Bill Gramatica at Oakland, Dec. 2 (23, 26, 33, 36 yards)
- 3.....Cedric Oglesby at Carolina, Dec. 30 (41, 18, 26 yards)

### Longest Field Goals

- 50.....Bill Gramatica vs. Detroit, Nov. 18
- 47.....Bill Gramatica at Chicago, Oct. 14
- 42.....Twice, most recently by Bill Gramatica at N.Y. Giants, Dec. 15

## Punting

### Longest Punts

- 58.....Scott Player vs. Denver, Sept. 23
- 54.....Three times, most recently by Chad Stanley vs. N.Y. Giants, Nov. 11

### Highest Average

- 47.0.....Scott Player vs. Denver, Sept. 23 (5-235)

## Punt Returns

### Longest Punt Returns

- 55.....Arnold Jackson at Oakland, Dec. 2
- 39.....Arnold Jackson at N.Y. Giants, Dec. 15

## Kickoff Returns

### Longest Kickoff Returns

- 70.....MarTay Jenkins at San Diego, Nov. 18
- 44.....Michael Pittman at Washington, Jan. 6

## Defense (Coaches' Video Evaluations)

### Solo Tackles

- 12.....Kwamie Lassiter vs. Washington, Dec. 9 (4 assists)
- 10.....Pat Tillman vs. Dallas, Dec. 23 (2 assists)
- 9.....Ronald McKinnon at Washington, Jan. 6 (8 assists)
- Kwamie Lassiter at Washington, Jan. 6 (7 assists)
- Ronald McKinnon vs. N.Y. Giants, Nov. 11 (9 assists)
- Ronald McKinnon at Dallas, Oct. 28 (2 assists)

### Combined Tackles

- 18.....Pat Tillman at Washington, Jan. 6 (8 solos)
- Ronald McKinnon vs. N.Y. Giants, Nov. 11 (9 solos)
- 17.....Ronald McKinnon at Washington, Jan. 6 (9 solos)
- 16.....Kwamie Lassiter vs. Washington, Dec. 9 (12 solos)
- Ronald McKinnon at Chicago, Oct. 14 (8 solos)

### Interceptions

- 2.....Kwamie Lassiter vs. Detroit, Nov. 18 (12, 0 yards)
- 1.....Fifteen times, most recently by Adrian Wilson at Washington, Jan. 6 (61 yards, TD)

### Quarterback Sacks

- 1.....Eighteen times, most recently by Rob Fredrickson vs. Dallas, Dec. 23 (-7 yards)

# Opponent Ind. Superlatives

## Rushing

### Yards Rushing

- 148.....Stephen Davis at Washington, Jan. 6, 2002 (38 att.)
- 134.....Correll Buckhalter at Philadelphia, Oct. 7 (21 att.)
- 128.....Ermitt Smith vs. Dallas, Dec. 23 (26 att.)

### Rushing Attempts

- 38.....Stephen Davis at Washington, Jan. 6 (148 yards)
- 26.....Ermitt Smith vs. Dallas, Dec. 23 (128 yards)  
Stephen Davis vs. Washington, Dec. 9 (110 yards)
- 21.....Four times, most recently by LaDainian Tomlinson at San Diego, Nov. 25 (75 yards)

### Touchdowns Rushing

- 1.....Ten times, most recently by Stephen Davis at Washington, Jan. 6, 2002 (2 yards)

### Longest Rushes

- 41.....Priest Holmes vs. Kansas City, Oct. 21
- 37.....Correll Buckhalter at Philadelphia, Oct. 7
- 29.....Twice, most recently by Tiki Barber at N.Y. Giants, Dec. 15

### Yards Per Carry (Min. 10 attempts)

- 6.9.....Tiki Barber vs. N.Y. Giants, Nov. 11 (17 att., 118 yards)
- 6.4.....Correll Buckhalter at Philadelphia, Oct. 7 (21 att., 134 yards)  
Olandis Gary vs. Denver, Sept. 23 (14 att., 90 yards)

## Passing

### Yards Passing

- \*436.....Charlie Batch vs. Detroit, Nov. 18 (36 comp., 62 att.)
- 352.....Trent Green vs. Kansas City, Oct. 21 (21 comp., 44 att.)
- 308.....Doug Flutie at San Diego, Nov. 25 (33 comp., 44 att.)  
\*Cardinal opponent record

### Passes Attempted

- \*63.....Chris Weinke at Carolina, Dec. 39 (36 comp., 223 yards)
- 62.....Charlie Batch vs. Detroit, Nov. 18 (36 comp., 436 yards)
- 45.....Rich Gannon at Oakland, Dec. 2 (29 comp., 302 yards)  
\*Cardinal opponent record

### Passes Completed

- \*36.....Chris Weinke at Carolina, Dec. 30 (63 att., 223 yards)
- \*36.....Charlie Batch vs. Detroit, Nov. 18 (62 att., 436 yards)
- 33.....Doug Flutie at San Diego, Nov. 25 (44 att., 308 yards)  
\*Cardinal opponent record

### Touchdown Passes

- 3.....Rich Gannon at Oakland, Dec. 2 (5, 22, 2 yards)  
Charlie Batch vs. Detroit, Nov. 18 (2, 1, 6 yards)  
Chris Chandler vs. Atlanta, Sept. 30 (17, 10, 79 yards)  
Brian Griese vs. Denver, Sept. 23 (10, 34, 1 yards)

### Completion Percentage (Min. 15 attempts)

- .750.....Doug Flutie at San Diego, Nov. 25 (33 comp., 44 att.)
- .731.....Tony Banks vs. Washington, Dec. 9 (19 comp., 26 att.)

## Pass Receiving

### Receptions

- \*14.....Rod Smith vs. Denver, Sept. 23 (162 yards, 2 TDs)
- 13.....LaDainian Tomlinson at San Diego, Nov. 25 (72 yards)
- 11.....Lamont Warren vs. Detroit, Nov. 18 (64 yards, TD)  
\*Denver single-game record

### Yards Receiving

- 162.....Rod Smith vs. Denver, Sept. 23 (14 rec., 2 TDs)
- 153.....Johnnie Morton vs. Detroit, Nov. 18 (7 rec.)
- 108.....Maurice Smith vs. Atlanta, Sept. 30 (2 rec., TD)

### Touchdown Receptions

- 2.....Tim Brown at Oakland, Dec. 2 (5, 22 yards)  
David Sloan vs. Detroit, Nov. 18 (2, 1 yards)  
James Thrash vs. Philadelphia, Nov. 4 (8, 54 yards)  
Todd Pinkston at Philadelphia, Oct. 7 (13, 2 yards)  
Rod Smith vs. Denver, Sept. 23 (10, 34 yards)

### Longest Receptions

- 79.....Maurice Smith vs. Atlanta, Sept. 30 (TD)
- 76.....Johinnie Morton vs. Detroit, Nov. 18

## Field Goals

### Field Goals

- 3.....Todd Peterson vs. Kansas City, Oct. 21 (49, 29, 33 yards)  
Jason Elam vs. Denver, Sept. 23 (49, 31, 35 yards)

### Longest Field Goals

- 55.....Jay Feely vs. Atlanta, Sept. 30
- 49.....Three times, most recently by Jason Hanson vs. Detroit, Nov. 18

## Punting

### Longest Punts

- 64.....Sean Landeta at Philadelphia, Oct. 7
- 62.....John Jett vs. Detroit, Nov. 18

### Highest Average

- 54.3.....Tom Rouen vs. Denver, Sept. 23 (4-217)

## Punt Returns

### Longest Punt Returns

- 45.....Steve Smith at Carolina, Dec. 30
- 43.....Reggie Swinton vs. Dallas, Dec. 23

## Kickoff Returns

### Longest Kickoff Returns

- 94.....Brian Mitchell vs. Philadelphia, Nov. 4 (TD)
- 36.....Larry Foster vs. Detroit, Nov. 18

## Defense (Press Box Statistics)

### Solo Tackles

- 13.....Jessie Armstead at N.Y. Giants, Dec. 15 (3 assists)
- 10.....Junior Seau at San Diego, Nov. 25 (1 assist)
- 9.....Twice, most recently by Michael Barrow at N.Y. Giants, Dec. 15 (4 assists)

### Combined Tackles

- 16.....Jessie Armstead at N.Y. Giants, Dec. 15 (13 solos)
- 13.....Michael Barrow at N.Y. Giants, Dec. 15 (9 solos)
- 11.....Junior Seau at San Diego, Nov. 25 (10 solos)

### Interceptions

- 1.....Sixteen times, most recently by Antonio Pierce at Washington, Jan. 6, 2002 (0 yards)

### Quarterback Sacks

- 2.....Hugh Douglas vs. Philadelphia, Nov. 4 (-14 yards)

# Turnovers (Giveaways)

## Denver Broncos, September 23

1st quarter	2nd quarter	3rd quarter	4th quarter	Summary	Results
None	Plummer interception (FG) Jenkins fumble (FG)	Jones fumble (TD pass)	None	2 fumbles 1 interception	1 TD pass 1 FG

## Atlanta Falcons, September 30

1st quarter	2nd quarter	3rd quarter	4th quarter	Summary	Results
None	None	Center exchange fumble (TD pass) Plummer interception (TD run)	Plummer interception (TD pass) Plummer interception (game ends)	1 fumble 3 interceptions	2 TD passes 1 TD run 1 game ends

## At Philadelphia Eagles, October 7

1st quarter	2nd quarter	3rd quarter	4th quarter	Summary	Results
None	None	None	Plummer interception (punt)	1 interception	1 punt

## At Chicago Bears, October 14

1st quarter	2nd quarter	3rd quarter	4th quarter	Summary	Results
None	None	Pittman fumble (TD return)	None	1 fumble	1 TD return

## Kansas City Chiefs, October 21

1st quarter	2nd quarter	3rd quarter	4th quarter	Summary	Results
None	Jenkins fumble (punt) Makovicka fumble (FG)	None	None	2 fumbles	1 FG 1 punt

## At Dallas Cowboys, October 28

1st quarter	2nd quarter	3rd quarter	4th quarter	Summary	Results
Sanders fumble (fumble)	Plummer interception (half ends)	Jenkins fumble (punt) Plummer interception (TD return)	None	2 fumbles 2 interceptions	1 TD return 1 punt 1 half ends 1 fumble

## Philadelphia Eagles, November 4

1st quarter	2nd quarter	3rd quarter	4th quarter	Summary	Results
None	None	None	Pittman fumble (punt) Plummer interception (game ends)	1 fumble 1 interception	1 punt 1 game ends

## New York Giants, November 11

1st quarter	2nd quarter	3rd quarter	4th quarter	Summary	Results
Boston fumble (punt)	Plummer fumble (TD pass)	None	Plummer interception (game ends)	2 fumbles 1 interception	1 TD pass 1 punt 1 game ends

## Detroit Lions, November 18

1st quarter	2nd quarter	3rd quarter	4th quarter	Summary	Results
None	Plummer interception (TD pass)	None	None	1 interception	1 TD pass

## At San Diego Chargers, November 25

1st quarter	2nd quarter	3rd quarter	4th quarter	Summary	Results
Plummer interception (FG)	None	Plummer interception (TD pass)	None	2 interceptions	1 TD pass 1 FG

## At Oakland Raiders, December 2

1st quarter	2nd quarter	3rd quarter	4th quarter	Summary	Results
Plummer fumbles snap (TD pass)	None	None	None	1 fumble	1 TD pass

## Washington Redskins, December 9

1st quarter	2nd quarter	3rd quarter	4th quarter	Summary	Results
None	Plummer interception (FG)	None	None	1 interception	1 FG

## At New York Giants, December 15

1st quarter	2nd quarter	3rd quarter	4th quarter	Summary	Results
None	Bad snap/fumble (punt)	None	None	1 fumble	1 punt

## Dallas Cowboys, December 23

1st quarter	2nd quarter	3rd quarter	4th quarter	Summary	Results
None	None	None	None	N/A	N/A

## At Carolina Panthers, December 30

1st quarter	2nd quarter	3rd quarter	4th quarter	Summary	Results
None	None	None	None	N/A	N/A

## At Washington Redskins, January 6, 2002

1st quarter	2nd quarter	3rd quarter	4th quarter	Summary	Results
None	None	None	Plummer interception (TD run)	1 interception	1 TD run

## Totals

1st quarter	2nd quarter	3rd quarter	4th quarter	Summary	Results
<b>4 turnovers/10 pts.</b>	<b>9 turnovers/26 pts.</b>	<b>7 turnovers/42 pts.</b>	<b>7 turnovers/14 pts.</b>	<b>27 turnovers</b>	<b>92 points</b>
3 fumbles	5 fumbles	4 fumbles	6 interceptions	14 interceptions	7 TD passes
1 interception (1 TD pass)	4 interceptions (2 TD passes)	3 interceptions (3 TD passes)	1 fumble (1 TD run)	13 fumbles	2 TD runs
(1 FG)	(4 FGs)	(2 TD returns)	(1 TD pass)		5 FGs
(1 punt)	(2 punts)	(1 TD run)	(2 punts)		(6 punts)
(1 fumble)	(1 half ends)	(1 punt)	(3 game ends)		(4 half/game ends)
					(1 fumble)

# Turnovers (Takeaways)

## Denver Broncos, September 23

1st quarter	2nd quarter	3rd quarter	4th quarter	Summary	Results
None	None	None	None	N/A	N/A

## Atlanta Falcons, September 30

1st quarter	2nd quarter	3rd quarter	4th quarter	Summary	Results
None	None	None	None	N/A	N/A

## At Philadelphia Eagles, October 7

1st quarter	2nd quarter	3rd quarter	4th quarter	Summary	Results
Vanden Bosch fumble recovery (TD return)	None	None	None	1 fumble 1 interception	1 TD return 1 TD pass
Lassiter interception (TD pass)					

## At Chicago Bears, October 14

1st quarter	2nd quarter	3rd quarter	4th quarter	Summary	Results
None	Barrett interception (FG)	Walz fumble recovery (punt)	Lassiter interception (punt)	2 interceptions 1 fumbles	1 FG 2 punts

## Kansas City Chiefs, October 21

1st quarter	2nd quarter	3rd quarter	4th quarter	Summary	Results
None	None	None	Lassiter interception (TD run) Chavous interception (game ends)	2 interceptions	1 TD run 1 game ends

## At Dallas Cowboys, October 28

1st quarter	2nd quarter	3rd quarter	4th quarter	Summary	Results
None	Burke fumble recovery (punt)		Wilson interception (lost on downs)	1 fumble 1 interception	1 punt 1 lost on downs

## Philadelphia Eagles, November 4

1st quarter	2nd quarter	3rd quarter	4th quarter	Summary	Results
None	Lassiter interception (half ends)	None	None	1 interception	1 half ends

## New York Giants, November 11

1st quarter	2nd quarter	3rd quarter	4th quarter	Summary	Results
None	None	Lassiter interception (FG)	None	1 interception	1 FG

## Detroit Lions, November 18

1st quarter	2nd quarter	3rd quarter	4th quarter	Summary	Results
None	None	None	Wakefield interception (TD return) Lassiter interception (FG) Lassiter interception (punt)	3 interception	1 TD return 1 FG 1 punt

## At San Diego Chargers, November 25

1st quarter	2nd quarter	3rd quarter	4th quarter	Summary	Results
None	None	McKinnon fumble recovery (interception)	None	1 fumble	1 interception

## At Oakland Raiders, December 2

1st quarter	2nd quarter	3rd quarter	4th quarter	Summary	Results
Lassiter interception (punt)	None	Knight interception (FG)	Woods fumble recovery (FG)	2 interceptions 1 fumble	2 FGs 1 punt

## Washington Redskins, December 9

1st quarter	2nd quarter	3rd quarter	4th quarter	Summary	Results
None	None	None	None	N/A	N/A

## At New York Giants, December 15

1st quarter	2nd quarter	3rd quarter	4th quarter	Summary	Results
None	None	None	None	N/A	N/A

## Dallas Cowboys, December 23

1st quarter	2nd quarter	3rd quarter	4th quarter	Summary	Results
Fumble out of end zone (punt)	McKinnon interception (TD return) Lassiter interception (FG)	None	None	2 interceptions 1 fumble	1 TD return 1 FG 1 punt

## At Carolina Panthers, December 30

1st quarter	2nd quarter	3rd quarter	4th quarter	Summary	Results
McKinnon fumble recovery (TD return)	Barrett interception (TD pass)	None	None	1 fumble 1 interception	1 TD return 1 TD pass

## At Washington Redskins, January 6, 2002

1st quarter	2nd quarter	3rd quarter	4th quarter	Summary	Results
Wilson interception (TD return)	None	None	None	1 interception	1 TD return

## Totals

1st quarter	2nd quarter	3rd quarter	4th quarter	Summary	Results
6 turnovers/28 pts.	6 turnovers/20 pts.	4 turnovers/6 pts.	8 turnovers/20 pts.	24 turnovers	74 points
3 TD returns	1 TD run	2 FGs	1 TD run	17 interceptions	5 TD returns
1 TD pass (2 punts)	1 TD return (1 punt) (1 hall ends)	(1 punt) (1 interception)	1 TD return 2 FGs (2 punts) (1 on downs) (1 game ends)	7 fumbles	2 TD passes 1 TD run 6 FGs (6 punts) (2 half/game ends) (1 interception) (1 lost on downs)

## Giveaway/Takeaway Game Comparisons

Opponent	Date	Takeaways			Giveaways			Net Difference
		Interceptions	Recovered Fumbles	Total	Interceptions	Lost Fumbles	Total	
Denver	September 23	0	0	0	1	2	3	-3
Atlanta	September 30	0	0	0	3	1	4	-4
At Philadelphia	October 7	1	1	2	1	0	1	-1
At Chicago	October 14	2	1	3	0	1	1	+2
Kansas City	October 21	2	0	2	0	2	2	—
At Dallas	October 28	1	1	2	2	2	4	-2
Philadelphia	November 4	1	0	1	1	1	2	-1
N.Y. Giants	November 11	1	0	1	1	2	3	-2
Detroit	November 18	3	0	3	1	0	1	+2
At San Diego	November 25	0	1	1	2	0	2	-1
At Oakland	December 2	2	1	3	0	1	1	+2
Washington	December 9	0	0	0	1	0	1	-1
At N.Y. Giants	December 15	0	0	0	0	1	1	-1
Dallas	December 23	2	1	3	0	0	0	+3
At Carolina	December 30	1	1	2	0	0	0	+2
At Washington	January 6, 2002	1	0	1	1	0	1	—
<b>Totals</b>		<b>17</b>	<b>7</b>	<b>24</b>	<b>14</b>	<b>13</b>	<b>27</b>	<b>-3</b>

# Inside-The-20 Efficiency

## Denver Broncos, September 23

Team	1st quarter	2nd quarter	3rd quarter	4th quarter	Totals
Cardinals	•Gramatica 28-yard FG	•Jones 1-yard run	None	•Plummer 6-yard pass to Hardy	3-3=17 points
Broncos	None	•Elam 41-yard FG	•Griese 1-yard pass to Hape	•Gary 9-yard run (game ends on 13-yard line)	5-6=27 points

## Atlanta Falcons, September 30

Team	1st quarter	2nd quarter	3rd quarter	4th quarter	Totals
Cardinals	None	None	None	•Interception at 20-yard line •Plummer 12-yard pass to Hardy	1-3=7 points
Falcons	•Chandler 17-yard pass to Mathis •Feely 34-yard FG	None	•Chandler 10-yard pass to Mathis	•Smith 1-yard run	4-4=24 points

## At Philadelphia Eagles, October 7

Team	1st quarter	2nd quarter	3rd quarter	4th quarter	Totals
Cardinals	•Plummer 2-yard pass to Makovicka	None	•Gramatica 30-yard FG attempt wide left	•Interception at 8-yard line	1-3=7 points
Eagles	•McNabb 13-yard pass to Pinkston	•McNabb 2-yard pass to Pinkston	None	•Akers 28-yard FG	3-3=17 points

## At Chicago Bears, October 14

Team	1st quarter	2nd quarter	3rd quarter	4th quarter	Totals
Cardinals	None	None	None	•Plummer 7-yard pass to Sanders	1-1=7 points
Bears	None	•Allen 1-yard run	None	None	1-1=7 points

## Kansas City Chiefs, October 21

Team	1st quarter	2nd quarter	3rd quarter	4th quarter	Totals
Cardinals	None	•Gramatica 29-yard FG	None	•Jones 13-yard run	2-2=10 points
Chiefs	•Peterson 49-yard FG	•Peterson 29-yard FG •Peterson 33-yard FG	None	•Interception in end zone	3-3=9 points

## At Dallas Cowboys, October 28

Team	1st quarter	2nd quarter	3rd quarter	4th quarter	Totals
Cardinals	•Gramatica 27-yard FG	None	None	•Lost on downs at 4-yard line	1-2=3 points
Cowboys	None	•Stoerner fumble at 9-yard line •Seder 31-yard FG	•Stoerner 6-yard run	None	2-3=10 points

## Philadelphia Eagles, November 4

Team	1st quarter	2nd quarter	3rd quarter	4th quarter	Totals
Cardinals	None	•Plummer 2-yard pass to Mitchell	None	•Lost fumble in end zone	1-2=7 points
Eagles	None	•McNabb 8-yard pass to Thrash	None	None	1-1=7 points

## New York Giants, November 11

Team	1st quarter	2nd quarter	3rd quarter	4th quarter	Totals
Cardinals	None	•Fumble at 7-yard line	•Gramatica 32-yard FG	None	1-2=3 points
Giants	Dayne 2-yard run	•Andersen 38-yard FG attempt wide	•Lost on downs at 1-yard line	•Andersen 2-yard FG	2-4=10 points

## Detroit Lions, November 18

Team	1st quarter	2nd quarter	3rd quarter	4th quarter	Totals
Cardinals	•Jonas 3-yard run	•Plummer 13-yard pass to Boston	None	•Plummer 18-yard pass to Boston •Plummer 3-yard pass to Jenkins	4-4=28 points
Lions	None	•Schlesinger 1-yard run •Batch 2-yard pass to Sloan	•Warren 3-yard run •Batch 1-yard pass to Sloan •Sack/fumble at 12-yard line	•Batch 6-yard pass to Warren	5-5=35 points

## At San Diego Chargers, November 25

Team	1st quarter	2nd quarter	3rd quarter	4th quarter	Totals
Cardinals	None	None	•Gramatica 18-yard FG •Interception at 12-yard line	Pittman 1-yard run	2-3=10 points
Chargers	•Richey 25-yard FG attempt wide •Richey 26-yard FG	•Richey 27-yard FG attempt wide	None	•Flutie 6-yard pass to Conway	2-4=10 points

## At Oakland Raiders, December 2

Team	1st quarter	2nd quarter	3rd quarter	4th quarter	Totals
Cardinals	•Jones 5-yard run	•Pittman 1-yard run •Gramatica 23-yard FG •Gramatica 26-yard FG	None	•Gramatica 33-yard FG •Gramatica 36-yard FG	6-6=26 points
Raiders	•Gannon 5-yard pass to Brown	None	•Crockett 1-yard run •Interception at goal line	•Janikowski 24-yard FG •Gannon 2-yard pass to Rice	4-5=24 points

## Washington Redskins, December 9

Team	1st quarter	2nd quarter	3rd quarter	4th quarter	Totals
Cardinals	None	•Gramatica 24-yard FG	None	•Lost on downs at 3-yard line •Plummer 10-yard pass to Jenkins	2-3=10 points
Redskins	None	•Banks 2-yard pass to Flemister •Conway 22-yard FG	None	•Davis 1-yard run	3-3=17 points

## At New York Giants, December 15

Team	1st quarter	2nd quarter	3rd quarter	4th quarter	Totals
Cardinals	None	•Gramatica 23-yard FG •Bad snap/fumble at 10-yard line	None	•Plummer 24-yard pass to Mitchell	2-3=10 points
Giants	None	None	None	•Collins 4-yard pass to Toomer	1-1=7 points

## Dallas Cowboys, December 23

Team	1st quarter	2nd quarter	3rd quarter	4th quarter	Totals
Cardinals	None	•Pittman 1-yard run attempt wide left	•Oglesby 35-yard FG	None	2-3=10 points
Cowboys	•Carter fumble out of end zone	None	•Incomplete pass on aborted FG att.	None	1-3=3 points

## At Carolina Panthers, December 30

Team	1st quarter	2nd quarter	3rd quarter	4th quarter	Totals
Cardinals	None	•Plummer 5-yard pass to Boston •Oglesby 18-yard FG •Weinke 7-yard pass to Hayes	•Oglesby 26-yard FG	None	3-3=13 points
Panthers	None	None	•Lost on downs at 9-yard line	•Lost on downs at 15-yard line	1-3=7 points

## At Washington Redskins, January 6, 2002

Team	1st quarter	2nd quarter	3rd quarter	4th quarter	Totals
Cardinals	None	•Jones 4-yard run •Oglesby 26-yard FG •Conway 36-yard FG •Conway 33-yard FG	None	None	2-2=10 points
Redskins	None	None	•Banks 5-yard pass to Rasby	•Davis 2-yard run	4-4=20 points

## Totals

Team	1st quarter	2nd quarter	3rd quarter	4th quarter	Totals
Cardinals	5-5=27 points 3 FG 1 TD run 1 TD pass	15-17=73 points 7 FG 4 TD run 3 TD pass (2 fumbles)	3-6=9 points 3 FG 0 TD run 0 TD pass (2 missed FG) (1 interception)	11-16=69 points 2 FG 2 TD run 7 TD pass (2 interceptions) (2 lost on downs) (1 fumble)	34-45=178 points 8 TD run 11 TD pass 15 FG (2 FG missed) (3 interceptions) (3 fumbles) (2 lost on downs)
Opponents	8-10=40 points 4 FG 1 TD run 3 TD pass (1 FG missed) (1 fumble)	16-19=80 points 8 FG 2 TD run 6 TD pass (2 FG missed) (1 fumbles)	7-11=48 points 0 FG 3 TD run 4 TD pass (3 lost on downs) (1 interception)	11-14=86 points 3 FG 4 TD run 4 TD pass (1 interception) (1 lost on downs) (1 game ends)	42-54=220 points 10 TD run 17 TD pass 15 FG (3 missed FG) (2 interceptions) (2 fumbles) (4 lost on downs) (1 half/game ends)

# Drive Charts

## Cardinals

Date	Opponent	Time Of Possession	Drives Started	Cumulative Yard Line	Average Start	Starts in/at Own 20	Plus Territory	Plus Territory TD/FG
September 23	Denver	25:57	12	305	28	0/4	0	0/0
September 30	Atlanta	22:20	11	234	21	3/4	0	0/0
October 7	At Philadelphia	30:55	11	275	28	0/0	0	0/0
October 14	At Chicago	29:29	11	398	38	1/4	2	0/1
October 21	Kansas City	32:56	12	262	24	2/3	1	1/0
October 28	At Dallas	30:12	11	282	28	3/1	2	0/0
November 4	Philadelphia	31:05	14	322	23	3/4	0	0/0
November 11	N.Y. Giants	26:11	11	279	25	4/0	2	1/1
November 18	Detroit	27:31	12	404	34	1/1	1	0/1
November 25	At San Diego	25:51	10	330	33	2/1	2	0/1
December 2	At Oakland	33:26	15	508	34	3/0	3	0/2
December 9	Washington	26:16	10	200	20	4/1	0	0/0
December 15	At N.Y. Giants	36:55	12	436	36	2/0	3	1/0
December 23	Dallas	22:46	11	332	30	1/1	1	0/1
December 30	At Carolina	25:48	11	427	39	2/1	2	1/1
January 6	At Washington	19:53	10	315	32	2/1	2	0/0
<b>Totals</b>		<b>27:45</b>	<b>184</b>	<b>5,309</b>	<b>28.9</b>	<b>33/26</b>	<b>21</b>	<b>4/8</b>

## Opponent

Date	Opponent	Time Of Possession	Drives Started	Cumulative Yard Line	Average Start	Starts in/at Own 20	Plus Territory	Plus Territory TD/FG
September 23	Denver	34:03	12	431	36	2/3	4	1/2
September 30	Atlanta	37:40	11	451	41	0/2	4	2/1
October 7	At Philadelphia	29:05	12	233	21	3/3	0	0/0
October 14	At Chicago	30:31	10	215	24	3/0	0	0/0
October 21	Kansas City	27:04	12	356	30	1/3	1	0/0
October 28	At Dallas	29:48	11	331	30	3/1	1	0/0
November 4	Philadelphia	28:55	14	400	29	3/1	2	1/0
November 11	N.Y. Giants	33:49	12	473	39	2/1	4	2/1
November 18	Detroit	32:29	14	328	23	3/3	0	0/0
November 25	At San Diego	34:09	10	321	32	2/0	1	0/1
December 2	At Oakland	34:03	14	465	36	2/1	2	1/0
December 9	Washington	33:44	11	448	41	2/0	3	0/1
December 15	At N.Y. Giants	23:05	11	357	32	2/1	1	0/0
December 23	Dallas	31:33	13	435	33	1/1	1	0/1
December 30	At Carolina	34:12	11	299	27	3/0	1	0/0
January 6	At Washington	40:07	12	415	35	4/1	3	1/0
<b>Totals</b>		<b>32:15</b>	<b>190</b>	<b>5,988</b>	<b>31.5</b>	<b>36/21</b>	<b>28</b>	<b>8/7</b>

# "When" Statistics

Home	3-5	Leading At Halftime	4-1	White Jerseys/Red Pants	4-5
Road	4-4	Tied At Halftime	1-1	Outcomes 7 Points Or Less	5-4
Grass	6-8	Behind At Halftime	2-7	Outcomes 3 Points Or Less	3-1
Artificial Turf	1-1	Leading After 3 Quarters	5-1	Cards Score First	3-4
Day	7-8	Tied After 3 Quarters	0-0	Opponent Scores First	4-5
Night	0-1	Behind After 3 Quarters	2-8	Cards Win Coin Toss	1-4
Outdoors	7-9	Overtime	1-0	Cards Lose Coin Toss	6-5
Indoors	0-0	Red Jerseys/White Pants	3-4		

# Third Down Efficiency

Third Down And ...	1	2	3	4	5	6	7	8	9	10	11+	Rush	Total
Sept. 23, Denver	0-0	0-1	0-0	1-1	0-1	0-0	1-1	0-0	0-2	0-1	0-2	1-2	2-9
Sept. 30, Atlanta	0-0	0-0	0-0	0-0	0-0	0-1	0-2	1-1	0-0	1-2	1-2	0-0	3-8
Oct. 7, at Philadelphia	0-0	1-1	0-1	0-1	0-1	1-1	0-1	0-0	0-0	1-2	0-3	0-0	3-12
Oct. 14, at Chicago	0-1	1-1	1-2	0-1	0-0	0-0	1-1	2-3	0-0	1-2	1-5	1-2	6-15
Oct. 21, Kansas City	0-0	0-1	2-2	3-3	2-2	0-1	0-0	1-3	0-2	1-1	0-1	3-7	9-16
Oct. 28, at Dallas	0-0	0-0	0-0	0-0	2-3	1-1	0-0	1-3	0-0	0-3	0-3	1-4	4-13
Nov. 4, Philadelphia	1-2	0-1	0-0	0-0	0-1	0-0	0-1	0-0	0-0	0-3	1-5	1-4	2-13
Nov. 11, N.Y. Giants	0-1	0-0	0-2	0-2	2-2	0-0	0-1	0-1	1-1	0-0	0-1	0-2	3-12
Nov. 18, Detroit	0-0	0-0	0-2	0-0	1-3	0-0	0-1	0-0	0-1	1-1	2-2	0-3	4-10
Nov. 25, at San Diego	2-3	0-0	0-1	0-0	0-0	2-2	1-1	0-0	0-0	0-2	0-2	1-2	5-12
Dec. 2, at Oakland	0-0	1-1	0-0	0-0	0-1	0-0	1-1	0-2	0-0	1-4	0-3	1-2	3-12
Dec. 9, Washington	0-0	1-2	0-1	0-1	0-0	0-0	0-0	0-2	1-1	0-2	0-1	1-1	2-10
Dec. 15, at N.Y. Giants	1-1	0-1	1-1	1-2	0-1	0-1	0-1	0-1	0-2	0-2	0-3	1-3	3-17
Dec. 23, Dallas	1-1	1-1	0-2	0-1	0-0	0-1	1-2	0-0	0-2	0-2	0-2	2-3	3-14
Dec. 30, at Carolina	1-2	0-0	2-2	0-0	0-0	0-1	0-1	0-0	0-1	1-3	1-3	2-5	5-14
Jan. 6, at Washington	0-0	0-0	0-0	0-1	0-1	0-2	0-1	0-2	0-1	0-0	0-1	0-0	0-9
<b>Totals</b>	<b>6-11</b>	<b>6-11</b>	<b>6-16</b>	<b>5-12</b>	<b>7-16</b>	<b>4-11</b>	<b>5-15</b>	<b>5-18</b>	<b>2-13</b>	<b>7-30</b>	<b>6-40</b>	<b>13-40</b>	<b>57-196</b>
<b>Opponents</b>	<b>16-24</b>	<b>11-17</b>	<b>7-15</b>	<b>9-20</b>	<b>8-12</b>	<b>8-23</b>	<b>5-18</b>	<b>5-7</b>	<b>5-19</b>	<b>4-20</b>	<b>6-40</b>	<b>32-60</b>	<b>84-220</b>

# Possession Chart

Date, Opponent	Drives	TD	FG	FGA	Punt	Downs	TO	Safety	Clock	Points	Pts./Drive	Efficiency
Sept. 23, Denver	12	2	1	0	5	0	3	0	1	14	1.167	25.0%
Sept. 30, Atlanta	11	2	0	1	3	0	4	0	1	14	1.272	18.2%
Oct. 7, at Philadelphia	11	2	0	1	6	0	1	0	1	14	1.272	18.2%
Oct. 14, at Chicago	11	1	2	0	6	0	1	0	1	13	1.182	27.3%
Oct. 21, Kansas City	12	3	1	0	5	0	2	0	1	24	2.000	33.3%
Oct. 28, at Dallas	10	0	1	0	4	3	2	0	0	3	0.300	10.0%
Nov. 4, Philadelphia	14	1	0	0	10	1	2	0	0	7	0.500	7.1%
Nov. 11, N.Y. Giants	11	1	1	0	5	1	3	0	0	10	0.909	18.2%
Nov. 18, Detroit	12	5	1	0	5	0	1	0	0	38	3.167	50.0%
Nov. 25, at San Diego	10	2	2	0	4	0	2	0	0	20	2.000	40.0%
Dec. 2, at Oakland	15	3	4	1	5	0	1	0	1	34	2.267	46.7%
Dec. 9, Washington	10	1	1	1	5	1	1	0	0	10	1.000	20.0%
Dec. 15, at N.Y. Giants	12	1	2	0	6	1	1	0	1	13	1.083	25.0%
Dec. 23, Dallas	11	1	1	1	8	0	0	0	0	10	0.909	18.2%
Dec. 30, at Carolina	11	2	3	0	5	0	0	0	1	23	2.091	45.5%
Jan. 6, at Washington	10	1	1	0	6	1	1	0	0	10	1.000	20.0%
<b>Totals</b>	<b>185</b>	<b>28</b>	<b>21</b>	<b>5</b>	<b>87</b>	<b>8</b>	<b>26</b>	<b>0</b>	<b>7</b>	<b>268</b>	<b>1.449</b>	<b>26.5%</b>
<b>Opponents</b>	<b>191</b>	<b>36</b>	<b>22</b>	<b>9</b>	<b>75</b>	<b>8</b>	<b>22</b>	<b>0</b>	<b>16</b>	<b>320</b>	<b>1.675</b>	<b>30.4%</b>

# Inactives

## Sunday, September 23 vs. Denver

DT Mario Fatafehi	CB Michael Stone
QB Chris Greisen	DT Mao Tosi
WR Rob Moore	LB LeVar Woods
G Yusuf Scott	

## Sunday, September 30 vs. Atlanta

DT Marcus Bell	WR Rob Moore
DE Thomas Burke	G Yusuf Scott
QB Chris Greisen	RB Marcel Shipp
CB Tom Knight	CB Michael Stone

## Sunday, October 7 at Philadelphia

DT Marcus Bell	G Yusuf Scott
CB Corey Chavous	RB Marcel Shipp
QB Chris Greisen	CB Michael Stone
WR Rob Moore	DT Mao Tosi

## Sunday, October 14 at Chicago

DT Marcus Bell	G Yusuf Scott
CB Corey Chavous	RB Marcel Shipp
QB Chris Greisen	SS Pat Tillman
WR Rob Moore	DE Kyle Vanden Bosch

## Sunday, October 21 vs. Kansas City

T Jarvis Borum	CB Michael Stone
QB Chris Greisen	SS Pat Tillman
FB Dennis McKinley	DT Mao Tosi
WR Rob Moore	DE Kyle Vanden Bosch

## Sunday, October 28 at Dallas

T Jarvis Borum	FB Dennis McKinley
DE Andy Bowers	WR Rob Moore
QB Chris Greisen	LB Ray Thompson
CB Tom Knight	SS Pat Tillman

## Sunday, November 4 vs. Philadelphia

DT Mario Fatafehi	WR Rob Moore
QB Chris Greisen	G Yusuf Scott
TE Terry Hardy	SS Pat Tillman
CB Tom Knight	DT Mao Tosi

## Sunday, November 11 vs. N.Y. Giants

QB Chris Greisen	WR Rob Moore
TE Terry Hardy	P Scott Player
CB Tom Knight	DT Mao Tosi
DB Justin Lucas	LB Zack Walz

## Sunday, November 18 vs. Detroit

QB Chris Greisen	WR Rob Moore
TE Terry Hardy	P Scott Player
DE Jabari Issa	LB Johnny Rutledge
DB Justin Lucas	CB Michael Stone

## Sunday, November 25 at San Diego

DE Thomas Burke	WR Rob Moore
LB Rob Fredrickson	P Scott Player
QB Chris Greisen	G Yusuf Scott
DB Justin Lucas	CB Michael Stone

## Sunday, December 2 at Oakland

DE Thomas Burke	LB Johnny Rutledge
QB Chris Greisen	WR Frank Sanders
P Scott Player	G Yusuf Scott
DB Coby Rhinehart	CB Michael Stone

## Sunday, December 9 vs. Washington

T Jarvis Borum	G Pete Kendall
DE Thomas Burke	DB Coby Rhinehart
WR Bryan Gilmore	RB Marcel Shipp
QB Chris Greisen	CB Michael Stone

## Saturday, December 15 at N.Y. Giants

DE Andy Bowers	DE Jabari Issa
WR Bryan Gilmore	G Pete Kendall
QB Chris Greisen	CB Tom Knight
TE Lawrence Hart	CB Michael Stone

## Sunday, December 23 vs. Dallas

DE Andy Bowers	DE Jabari Issa
QB Chris Greisen	WR MarTay Jenkins
TE Lawrence Hart	G Pete Kendall
DB Renaldo Hill	CB Tom Knight

## Sunday, December 30 at Carolina

DE Andy Bowers	TE/LS Nathan Hodel
QB Chris Greisen	WR MarTay Jenkins
TE Lawrence Hart	CB Tom Knight
DB Renaldo Hill	LB Ray Thompson

## Sunday, January 6, 2002 at Washington

DE Andy Bowers	TE/LS Nathan Hodel
T Michael Cook	WR MarTay Jenkins
QB Chris Greisen	DB Coby Rhinehart
C Mike Gruttadauna	LB Michael Young



**History**



# Franchise History

**T**he Cardinals, founded in 1898 and a charter member of the National Football League, hold the distinction of being the oldest continuously run professional football franchise in the nation.

## The Early Days

The team boasts a colorful history! Its fans have known the club as the Arizona Cardinals, Phoenix Cardinals, St. Louis Cardinals, Chicago Cardinals, Racine Cardinals, the Normals, and the Morgan Athletic Club.

The franchise began as a neighborhood group that gathered to play football in a predominantly Irish area of Chicago's South Side, playing under the name Morgan Athletic Club. The team later was acquired by Chris O'Brien, a painting and decorating contractor, and soon its playing site changed to near-by Normal Field, prompting the new name Normals.

In 1901, the team gained longstanding identification when O'Brien, finding a bargain, bought

*Former Cardinal owner Charles W. Bidwill, Sr. is a member of the Pro Football Hall of Fame.*



used jerseys from the nearby University of Chicago. The jerseys were faded maroon in color, prompting O'Brien to declare, "That's not maroon, it's Cardinal red!" The club's permanent nickname had been born!

The jersey color and the location of the field led to a new and obvious name, the Racine Cardinals.

In Chicago at the time, football competition was exclusively amateur, but opposition became increasingly hard to find, so in 1906, the team disbanded.

In 1913, O'Brien reorganized the Cardinals. By 1917 they were able to buy new uniforms and hire a coach, Marshall Smith. That year they lost only two games and were champions of the Chicago Football League.

The war in Europe and a flu epidemic in the United States forced the team to suspend operations once again in 1918. Following Armistice Day, O'Brien organized the Cardinals for a third time. From that day forward, the Cardinals have been a permanent part of the professional football landscape in America.

## Growth

The Racine Cardinals, their popularity growing in the Chicago area, eventually became one of 11 charter members of the American Professional Football League, forerunner of the NFL, in 1920 for the \$100 franchise fee. Immediately after joining the league, O'Brien lured a great halfback, John "Paddy" Driscoll, to the Cardinals for \$3,000 a year, a sum considered outlandish at the time. But Driscoll was an authentic superstar, a superior runner, blocker, punter, and possibly the finest drop kicker in the history of football. He also coached the team from 1921-22.

One of Driscoll's young running backs was Ralph Horween, a former star at Harvard, who played under the assumed name of B. McMahon. A Cardinal from 1921-22, Horween scored two rushing touchdowns during his three-year career during the days of leather helmets without face masks, numberless sweater jerseys, and \$40 paychecks. Horween's claim to fame, however, would occur many years later. In 1996, the retired lawyer, who was born in Chicago on August 3, 1896, became the National Football League's first centenarian! He died in 1997.

In 1922, a team from Racine, Wisconsin joined the NFL, prompting the Cardinals to change their name to the Chicago Cardinals. The same year the Cardinals also moved into their new home in Comiskey Park that they would share with baseball's White Sox for 37 years.

Under new Head Coach Norman Barry, the Cardinals outdistanced a field of 20 teams to win their first NFL championship in 1925 by virtue of the league's best record. (NFL postseason play began in 1933.)

A Chicago physician, Dr. David Jones, purchased the team in 1929. In his first year of ownership, he coaxed running back Ernie Nevers out of retirement to become player-coach. Still in his prime, the 26-year-old Nevers scored an NFL-record 40 points on six touchdowns and four extra points in an historic 40-6 victory over the crosstown Chicago Bears on Thanksgiving Day, 1929.

After guiding the Cardinals to a 16-14-3 composite record in three seasons, the legendary Nevers retired as both coach and player in 1932.

## Modern Era

Nevers' departure also marked the arrival of a new club owner. Charles W. Bidwill, Sr., a vice president of the Bears, purchased the Cardinals for Jones' asking price of \$50,000. Bidwill divested himself of his Bears' holdings and a new era began.

However, the team sorely missed Nevers' magic on the field. The Cardinals endured difficult years in the 1930s and early '40s. World War II hit the team heavily. The Cardinals' top passer, receiver, and lineman—Johnny Clement, Billy Dewell, and Joe Kuharich, respectively—entered the service. In 1944 as a war-time emergency measure, the Cardinals combined with the Pittsburgh Steelers to play as one team. It was called Card-Pitt. Co-coached by the Cardinals' Phil Handler and the Steelers' Walt Kiesling, a former Cardinal guard, the team split its home games between Comiskey Park and Forbes Field in Pittsburgh, failing to win an outing in 10 tries.

Success finally returned following the war. In 1945, the arrival of University of Missouri quarterback Paul Christman trumpeted the team's conversion to the "T" formation. Fullback Pat Harder and halfback Elmer Angsman were added in 1946.

## The 1947 Championship Season

In the resurrectional flush of post-World War II, the 1947 Cardinals stormed to the Western Division title and the NFL championship.

But the title season was bittersweet for the Cardinals' organization. In April, the death of Bidwill, the club's spearhead since taking over as owner in 1933 who helped shepherd the NFL through "The Great Depression," deprived the owner of witnessing the club's first NFL crown in 22 years.

But he still earned credit for fitting the final crucial piece into place to complete the Cardinals'



*Early owner Chris O'Brien organized the Cardinals for a third time following World War I. The team has been a permanent part of professional football since that time.*

famed "Million-Dollar Backfield." It was Bidwill's unprecedented signing of University of Georgia all-America running back Charley Trippi, for the then-unheard of sum of \$100,000, that finally put the Cardinals over the top, winning their only NFL championship via a title game.

To appreciate the accomplishment of the 1947 squad, perspective is necessary.

Just two seasons earlier, in 1945, the Cardinals as a team were outscored for the entire season by Philadelphia's premier running back, Steve Van Buren, 110-98. But the following year, the third-winningest coach in Cardinal's history, the omni-talented Jimmy Conzelman, led Chicago out of the desolate wilderness to a 6-5 mark, the club's first winning season since 1935.

Several key Cardinals were already in place for the championship run. In 1945, the organization drafted Christman, a talented passer from Missouri, before adding churning Wisconsin fullback Harder, Angsman of Notre Dame, and bril-

(Franchise History continued on page 228)

(Franchise History continued from page 227)

liant end/defensive back Mal Kutner from Texas in '46. Another great end, Bill Dewell, had returned from military service for the '45 season. The staple of Conzelman's ensemble was a relic from the late '30s, versatile Marshall "Biggie" Goldberg, an intuitive defensive back who was the first real free safety in pro football and the "dean" of the "Million-Dollar Backfield." Also a running back, Goldberg, a two-time all-America at Pittsburgh, had enjoyed many productive days offensively, too, but they were mostly behind him when Conzelman began his second reign as the Cards' head man in '46.

Chicago started quickly in 1947 by winning its first three outings, a run that included a 31-7 trouncing of the hated crosstown rival Bears. In week four, the Cardinals headed to Los Angeles on a trip heavy with fate. They incurred their first loss of the season, 27-7 to the Rams, but lost something far more precious than a game.

Rookie punter Jeff Burkett suffered an appendicitis attack and missed the game as well as the team plane back to Chicago. He spent several days

recuperating after an appendectomy before boarding a United Airlines DC-6 bound for home. He never made it. The plane crashed in Bryce Canyon, Utah, killing the young star who was the NFL's leading punter at the time of the tragedy with a 47.4-yard average.

Under the pall of the loss of Burkett, the Cardinals climbed to 7-3 but were in the throes of a two-game losing streak heading to Philadelphia on December 7 for a critical game against the Eagles. Trailing 7-3 at the half, Chicago exploded for six second-half touchdowns, including two by Trippi, and held the powerful Van Buren to just 44 yards rushing to grab a crucial 45-21 road win.

The victory deadlocked the Cards with the Bears, who, ironically and poetically, stood as the only remaining obstacle between the Cardinals and their first Western Division crown. A showdown loomed for the regular-season finale the following Sunday at hostile Wrigley Field on Chicago's North Side.

If the '47 Cardinals' miracle season could be summarized in a single moment, the opening play of that division decider unquestionably would

receive the vote. It was the creation of mastermind Conzelman, a pass play designed to give the Cardinals an advantage at the outset. In a best-case scenario, the stratagem would isolate Bears' left-side linebacker Mike Holovak one-on-one with Boris "Babe" Dimancheff, a blistering speedster who was Trippi's replacement. Conzelman eagerly looked forward to rehearsing the play all week before the big game, but nature did not cooperate. Dimancheff's wife was expecting, and he missed the entire week of practice to be at her side. He did not rejoin the team until the day before the game.

The biggest play of the season for the soon-to-be-champion Cardinals never had a single dry run.

Game day dawned!

The stunning game-opening play worked to perfection anyway. Dimancheff ran a flair pattern, turned outside the end, then raced down the center of the field. He outdistanced Holovak, caught Christman's perfect pass, and galloped into the end zone despite stumbling over the baseball pitcher's mound.

The Cardinals also intercepted four passes by legendary Bear quarterback Sid Luckman, converting two into touchdowns en route to a 30-21 win.

Victories over the Bears were especially sweet. A sore spot with the Cardinals was their inescapable status as Chicago's "other" team.

*Former starting defensive tackle Charlie Davis, a Cardinal from 1975-79, is the older half-brother of current Arizona guard Leonard Davis and an ex-college teammate of Head Coach Dave McGinnis at Texas Christian.*





*The 1947 Cardinals won the NFL championship with a 10-3 overall record. They bettered the Philadelphia Eagles 28-21 at Chicago's Comiskey Park in the NFL's 15th title contest.*

The Western Division crown now in hand, the Cardinals prepared to play host to the league championship game a fortnight later against Eastern Division powerhouse Philadelphia.

The NFL's 15th championship game opened with a surprise controversy and was studded with more big-play touchdowns on the ground than any NFL title game or Super Bowl since.

On December 28, 1947, a grim, frozen Comiskey Park gave little indication of the approaching heat of the day's upcoming war. Even the preliminaries generated sparks. Pre-kickoff controversy raged when it was discovered the Eagles, in attempts to get better gripping on the concrete-like playing surface, had sharpened and filed their cleats. A succession of penalties for the blatant rules infraction opened the game, infuriating Philadelphia Head Coach Earle "Greasy" Neale.

The Cardinals quietly had slipped on tennis shoes for the frigid affair.

The game was defined by Chicago's quick-openers, producing three devastating, back-breaking, long scoring runs from scrimmage—two 70-yards by Angsman and a 44-yarder by Trippi.

In the third period, Trippi circled under a high Joe Muha punt, taking it on his own 25-yard line. Spectacularly side-stepping three Eagle pursuers, Trippi pranced 75 yards for a touchdown, getting hit three times along the way.

Angsman's thrilling fourth-quarter duplication of his second-period 70-yard touchdown strike enabled him to break the NFL championship game record for rushing yards with 159.

But Philadelphia fought evenly throughout with one-eyed quarterback Tommy Thompson setting two playoff records on 27-of-44 passing for 297 yards.

The Cardinals' 28-21 victory, however, wasn't secured until Goldberg's late-game interception.

## New Direction

Violet Bidwill, with her husband's passing, assumed control of the franchise for the next 15 years, a span that included a second consecutive Western Division championship and appearance in the 1948 NFL championship game, a 7-0 loss at Philadelphia, and the transfer of the team from Chicago to St. Louis in 1960.

Upon Mrs. Bidwill's death in January of 1962, team control moved to sons Charles W. Bidwill, Jr. and William V. Bidwill. In 1972, the latter and his family gained sole ownership with William becoming managing general partner. On July 1, 1976, incorporation of the company was accomplished with Bidwill continuing as chief executive officer.

After 14 years in the city, the Cardinals brought their first division title to St. Louis in 1974. The Big Red captured the NFC Eastern Division flag under Head Coach Don Coryell and advanced to the playoffs with a 10-4 regular-season record.

The Cardinals lost to the Minnesota Vikings, 30-14, in their first playoff appearance since 1948.

Again in 1975, Coryell provided St. Louis with a division crown but another playoff loss, this time to the Rams in Los Angeles, 35-23, ending the Cards' postseason dream in their first outing.

The Cardinals next appeared in the playoffs in 1982 when Head Coach Jim Hanifan's club lost a first-round game at Green Bay, 41-16. In 1984, an offensively explosive St. Louis team narrowly missed the playoffs—and the NFC Eastern Division title—with a 9-7 record. However, the Cardinals stumbled to a 5-11 mark in 1985, prompting Hanifan's dismissal and the hiring of long-time Dallas Cowboy assistant Gene Stallings as the team's new head coach.

(Franchise History continued on page 230)

## Arizona

After 28 years in St. Louis, the Cardinals relocated to Arizona in the spring of 1988 and made Sun Devil Stadium on the campus of Arizona State University their new home.

Their first season in the Valley of the Sun began optimistically when the team raced to a 7-4 record and a share of the NFC Eastern Division lead. But untimely injuries struck and a five-game losing streak ensued to finish the year, dashing hopes of the club's first postseason berth since 1982.

The Cardinals' new home provided club single-game (67,139 vs. Dallas in the Arizona inaugural game) and single-season (472,937) attendance records in the team's first autumn in Arizona.

Four coaching changes and a name change have altered the face of the Cardinals since their Arizona arrival. Following their first two seasons in the desert, long-time Washington assistant Joe Bugel arrived as head coach, a position he held for four seasons until Buddy Ryan was named head coach and general manager on February 3, 1994. Vince Tobin succeeded Ryan as head coach on February 7, 1996. Then on December 18, 2000, Dave McGinnis, the Cardinals' dynamic five-year defensive coordinator, was named the franchise's head coach.

On March 17, 1994, Bidwill announced his intention to change the name of the team to the Arizona Cardinals. The change was adopted unanimously by vote of NFL owners the following week.

All the Cardinals' franchise attendance records have been established since moving to the desert. The record-setting inaugural season attendance total was eclipsed in 1994 when 497,330 fans, or 62,166 per game, spun the Sun Devil Stadium turnstiles.

The top 10 single-game home crowds in franchise history have watched the Cardinals in Sun Devil Stadium, including the largest, a throng of 73,025 that saw the Cards face Dallas on September 19, 1993.

The 1995 season also marked another milestone when the Cardinals served as the host team for Super Bowl XXX at Sun Devil Stadium on January 28, 1996.

The 1998 Arizona squad, one of the NFL's youngest

teams, ended the franchise's 15-year playoff drought and notched the Cardinals' first postseason victory since 1947.

## Pivotal 2000 Campaign

The 2000 season proved pivotal to the Cardinals' franchise.

An October coaching change promoted McGinnis to interim head coach, replacing Tobin after four and one-half seasons. Eight weeks later, McGinnis was named the franchise's permanent head coach.

Election Day, November 7, 2000, fell in between. Voters in Maricopa County passed Proposition 302, the Tourism and Sports Initiative, to help fund a new stadium for the Cardinals, Fiesta Bowl, and future Super Bowls, in addition to providing revenue for Cactus League spring training baseball, tourism, and youth recreation.

The 454,785 "yes" votes spelled a plurality of 33,123 votes (51.89 percent).

## Heritage

The list of former Cardinals enshrined in the Pro Football Hall of Fame reached 14 in 1996 when former offensive lineman Dan Dierdorf joined the elite group. The University of Michigan product, currently a CBS-TV NFL color analyst, played every down of his illustrious 13-year (1971-83) career as a Cardinal.

The others are Charles Bidwill, Guy Chamberlin, Conzelman, Driscoll, Kiesling, Curly Lambeau, Dick "Night Train" Lane, Ollie Matson, Nevers, Jackie Smith, Jim Thorpe, Trippi, and Larry Wilson, who currently serves the Cardinals as a vice president. □

*The Illinois champion Cardinals of 1902.*



# Leavin' 'em Long

The kick returner backpedaled into the end zone, never taking his eyes off the high end-over-end kick. The ball smacked into his hands and, with a sprinter's speed, he tore upfield. For 40 yards, the runner dashed in a straight line as teammates annihilated one would-be tackler after another. Almost to midfield, he veered to avoid the safetyman—the lone defender between he and the goal line. Twice the returner reversed his field to shake the defender before continuing into the opposite end zone.

It was the 1934 season opener. Chicago Cardinals rookie halfback Dougal Russell, Jr. had just taken the opening kickoff against the Cincinnati Reds in Dayton, Ohio, and broken the record for the longest kickoff return in NFL history—102 yards—the first time he touched the ball as a pro.

It was an auspicious start for the first-year player from Kansas State, but it would not be the last time Russell would figure in record-setting performances during his productive five-and-one-half-year playing career, 1934–39, with the Cardinals.

Russell left his mark and he left it *l-o-n-g*. The 1938 campaign, in which he set two records for length, is convincing evidence of his prodigious abilities. During that season, he launched the longest punt in Cardinal annals—a titanic 84-yarder against the Chicago Bears on September 11—and the longest pass play in NFL history (since broken), a 98-yard effort to superstar end Gaynell Tinsley. Both marks remain club records! (The 98-yard pass has been tied twice.). For 12 years, the 102-yard kickoff return stood as the league and club standard before another Cardinal, Frank Seno, shattered the record with a 105-yard return against the New York Giants in 1946. Today, oddly, Russell's return only ranks fifth in the Cardinals' record book.

The record-breaking back earned yet another distinction, this time on the ground: In 1935, just his second season in the league, he was crowned NFL rushing champion (499 yards).

The magnitude of Russell's achievements is all the more impressive in light of the time span the punting and passing records have held up. Both feats were set 64 years ago.

"You'd never suspect this guy was carrying records around in his back pocket," remarks former stepson Fr. William C. Krudwig, 67, of Eldorado Springs, Mo., of the now-deceased Russell. "He only mentioned them on occasion, in some football-related context, but never in a boasting way."

Long-time friend Raymond A. Wauthier, 81, witnessed the magic of Russell since boyhood days.



**Rare photograph of Doug Russell in his Cardinal uniform.**

"We came from the same hometown—McDonald, Pennsylvania," says Wauthier. "We go back to the 1930s. I knew him when he played at Kansas State, I knew him when he played with the Cardinals, I knew him when he was in the service, and he sold sporting goods to me after he got out of the service. He was one of the best athletes to ever come out of Kansas State. He could've played pro baseball and could've played pro golf. He played pro football."

And how.

Beginning with a record-breaking 70-yard punt for McDonald High School back in the late 1920s, Russell felt at home producing record performances. His myriad athletic skills took him to Muskingum College, in New Concord, Ohio, where he was an all-Ohio fullback for the Fighting Muskies. After two years, he transferred to Kansas State University in Manhattan, Kansas and became a two-time all-Big Six Conference (later

(*"Leavin' 'em Long"* continued on page 232)

**“Leavin’ em Long” continued from page 231**

Big Eight, now Big 12) halfback for the Wildcats in 1932 and '33.

“He was a big star at Kansas State,” recalls another long-time Russell pal and 33-year civil serviceman, Frank O’Malley. “He was a helluva football player and trackman. He ran the hurdles and the 100-yard dash. He was unbelievable.”

Russell was on the Kansas State 480-yard low hurdles shuttle relay team that set a world record.

“The one thing Doug had back in those days was speed,” says Wauthier.

Yet, it’s the one-time NFL records and on-going club marks that elevate Russell to near-deity status in Cardinals’ history. The landmark punt against the Bears in the 1938 season opener at Wrigley Field was recalled by teammate and two-time Cardinal all-pro end, Gaynell Tinsley:

“Yeah, I remember it,” says Tinsley, 87. “There was a lot of talk about it on the sideline. We didn’t know the exact yardage or anything, but everyone in the stands knew it was long, long, long!”

Tinsley was the other key participant in the record-breaking 98-yard pass play that came in the season finale, on November 27, against the Cleveland Rams, a 31–17 Cardinals victory that was only the team’s second win of 1938. In the

second period with the ball on Chicago’s two-yard line, Russell went into punt formation from his own end zone. On the previous play, he had attempted to punt but juggled a bad snap from center and barely got back to the two. This time he faked the kick and passed to Tinsley, who caught the pass in front of Cleveland defensive back Julie Alfonse at the Cardinals’ 30-yard line. The brilliant Tinsley sidestepped Alfonse, then dashed the remaining 70 yards. The Russell-Tinsley connection became the longest pass play in NFL history.

Much has been made of Russell’s all-round talents as a passer/punter/runner/returner, but Tinsley offers yet another perspective about Russell’s skills that place him in the quintuple-threat category.

“There was only one man in the league who could guard Don Hutson, and that was Doug Russell,” reminisces Tinsley about his teammate’s classic confrontations with the immortal Green Bay Packers end. “I’ll bet Hutson caught less passes against Russell than anybody else in the league.”

Russell played only one game in 1939 under new Cardinals’ Head Coach Ernie Nevers before he was traded to the Rams. He played seven games before retiring.

“He enjoyed the days in pro football,” says O’Malley, “but he said, ‘Hell, there’s no money there!’ He used to talk about the signing bonuses that today’s players get, when they only made \$100 a game in his day.”

From the NFL, Russell went into high school coaching in Hot Springs, Arkansas before entering the U.S. Navy in 1942. He came out with the rank of lieutenant commander in 1946 and headed back to Manhattan, taking a position as backfield coach at his alma mater that fall. From there, Russell went to Nebraska as an assistant football coach for both the 1947 and '48 seasons. “He was also the golf coach up there,” adds Wauthier.

In the 1950s, Russell returned to the field as an official. “He was part of my officiating crew in both high school and college,” says Wauthier. “Doug worked in the Big Eight for a little bit.” Concurrently, Russell sold sporting goods, eventually owning his own business before hooking up with O’Malley in the early- to mid-1960s.

“I told him, ‘You go back and get your master’s degree, and I’ll get you a job at Fort Riley, Kansas as assistant athletic director,’” says O’Malley, 73, who played high school football in the mid to late 1940s with Cardinal owner Bill Bidwill’s first cousins, Joe E. Bidwill and Neal Bidwill, at Fenwick High School in Chicago.

Russell returned to K-State, obtaining a master’s degree in physical education.



**Doug Russell, above as a U.S. Navy officer during World War II, right as a Kansas State letterman circa 1932.**

and O'Malley stayed true to his word. O'Malley left Ft. Riley for Ft. Leonard Wood, Missouri in 1966, and later brought Russell there. During his 15 years at the Missouri military base, Russell served as director of athletics "for about 25,000 troops," says O'Malley. "He had a big job."

Russell, who resided in Lebanon, Missouri since 1973 with his second wife, Anna, began experiencing accelerated health difficulties in the early 1990s when he contracted diabetes. By then the once swift halfback was over 275 pounds, almost 100 pounds over his playing weight with the Cardinals.

"The last few years of his life, he wasn't getting around too well," says Wauthier. "His feet were bothering him."

Russell ultimately lost both legs to the disease. "He was a pretty brave guy," offers Krudwig.

An infectious embrace of life was Russell's hallmark, according to close friends and relatives, and it affected everyone he came into contact with throughout his life.

"He was a great person," says Anna Russell, 91, of the man she was married to for 22 years.



**Doug Russell and wife Anna were residents of Lebanon, Missouri.**

"We had a good life, played a lot of golf together."

"He was a happy man," adds Krudwig, Anna's son. "He had a dry but good sense of humor. He loved my mother, he took good care of her. He was a great stepfather. We always called him Double Dipper because whenever he got irritated, he'd yell, 'You big double dipper!'"

To Wauthier, Russell was "a very gregarious, outgoing individual."

"He had the gift of gab and never met a stranger," says O'Malley. "Doug was one in a million. All those colonels and generals really looked up to him because he'd been around the game. He was really a professional. He always gave 110 percent." Russell's dear friend paused before concluding, "As long as he had a juicy steak, a drink, and a big cigar, he was the happiest man going."

Doug Russell died October 10, 1995 at 84, but three spectacular plays he executed over 64 years ago live like specters in some aged castle within the pages of Cardinals' history. □

**Author Alan Ross is a writer and pro football historian living in Monteagle, Tennessee.**

**Doug Russell, left, a one-time Big Eight Conference official, prepares for a referee clinic with long-time friend Frank O'Malley at Fort Riley, Kansas in late 1961.**



# The End To End All Ends

Many say he was the equal of the immortal Don Hutson. Had he realized a full career in the NFL, his bronze bust might well be alongside the Green Bay Packers' great in Canton today.

He broke a passel of pass receiving records, some of them Hutson's, but after three seasons in the NFL, he was gone—like the finale to some dazzling fireworks display, leaving only a cascading trail of afterglow.

That luminary is Gaynell Tinsley, a venerable touchstone from the 1930s' NFL and an extraordinary end in 1937–38, and '40 for the Chicago Cardinals.

Tinsley awed teammates, coaches, competitors, and fans alike with an array of record-setting performances beginning in 1937, his rookie season. Interestingly, it seemed that every time Tinsley made a headline, he was eclipsing or tying some newly-set mark of the illustrious Hutson.

"He was just the greatest football player I've ever known," remembers Wardell Leisk, 86, an all-Southeastern Conference teammate of Tinsley at Louisiana State (L.S.U.) and a guard on the 1937 Brooklyn Dodgers. "He was better than Don Hutson as far as I'm concerned. I played high school football, college football, pro football, and Gaynell was the greatest player of all of them. He could run fast. He was built all below the waist; his thighs were huge. When you played him, it was all legs and hips hitting you. I remember him driving down the field, nobody could tackle him."

Tinsley's highlight reel reads like so many pages from the NFL record book.

There was the NFL-record 97-yard touchdown pass in the night pall of Wrigley Field to close his inaugural campaign. In that game, he broke Hutson's single-season league standard for receiving yards with 675. In 1938, Tinsley continued his scintillating ways, tying Hutson's single-season mark for receptions and again climaxing the year with another record-breaking touchdown catch—a 98-yarder.

After two seasons and two-time all-pro recognition, future prospects for Tinsley looked limitless. But then the story abruptly changed. He dropped out of pro football in 1939, came back to play the 1940 season, hurt his knee, then retired from the game. After just three total seasons in the NFL, a can't-miss legend was no longer on the field.

Following back-to-back selections as a con-



*Gaynell Tinsley during his Cardinal playing days.*

sensus all-America end at L.S.U. in 1935–36 and prior to reporting to the Chicago Cardinals' training camp in 1937. Tinsley became part of an overpowering College All-Star squad that encountered—you guessed it—Hutson and the Green Bay Packers. On the loaded all-star team was a sensational young passer from Texas Christian drawing raves for his remarkable throwing and long, skyscraper punts—Sammy Baugh. It was only the fourth edition of the once-famous late-summer classic that routinely packed 85,000 spectators into Chicago's Soldier Field, but for the first time

in the series, the all-stars beat the defending NFL champion, 6–0. The only score came on a 47-yard touchdown pass from Baugh to Tinsley.

Thinking back to that game 65 summers ago, Tinsley, 87, notes, "With Sammy's passes, if I'd have had my eyes shut, I could've caught 'em."

Only three weeks following the College All-Star Game, Tinsley served notice he would be equally effective as a pro, turning the tables on Baugh and the Washington Redskins in just his third game with the Cardinals. The first-year end grabbed three touchdown passes that afternoon on catches of 64, 40, and 25 yards as Chicago defeated Washington 21–14 on the road. On the game's first play from scrimmage, Cardinals left halfback Doug Russell took the snap and began a charge toward the line. Baugh raced up from his safety position, but Russell pulled up short of the line and heaved a short toss to Tinsley, who took it 64 yards for the score.

The final game of that '37 season, against the cross-town archrival Chicago Bears, presented elements of high entertainment. The 42–28 Bears' win produced an NFL record for most total points scored in a league game. Darkness had enveloped the field to the extent that the Bears tallied their final points on a safety—when the Cardinals' punter, standing in his end zone, couldn't see the snap from center. The ball rolled into the crowd of 7,313 that had come out of the stands and surrounded the perimeter of Wrigley Field to see the remainder of the game.

The field, a solid sheet of ice from the south end zone to the 30-yard line, ingloriously upended both linemen and backs in a calamity of missed tackling and skate-style running.

With just over three minutes remaining, the

Cardinals were backed up on their own five-yard line. Cardinals halfback Pat Coffee took the center snap and shovel passed the ball to Tinsley sweeping around from his end position.

"There was about a yard of clean grass on the field all the way down one sideline," recalls Tinsley.

The Cardinals speedster was at midfield before any Bear defenders knew he had the ball. The *Chicago Tribune's* George Strickler comically describes the run ...

*"... all that was visible of the runner in the darkness was a pair of silver pants. Some Bear hero, whose identity was hidden by night, then realized pants seldom go running around without a sponsor and gave futile chase."*

The 95-yard play was later amended to 97 yards, and the tandem of Coffee and Tinsley entered the NFL record book for the longest pass play in league history!

It was a grand finale to a record-breaking afternoon for Tinsley, who corralled six passes for 155 yards and ascended the throne as new league record holder for most receiving yards in a season.

A back infection slowed Tinsley during training camp in 1938, but he enjoyed another record-breaking year, this time tying Hutson's single-season reception mark (41). Then, in true *déjà vu* manner, Tinsley ended the campaign by breaking the standard he had set one year earlier for the longest pass reception in NFL history.

**("The End To End All Ends" continued on page 236)**

**Gaynell Tinsley's dynamic play at end for the Cardinals in 1937-38 and '40 earned him two all-pro honors. He still shares the team record for longest pass reception.**



("The End To End All Ends" continued from page 235)

On November 27, while taking the Cleveland Rams to task in a 31-17 victory for only their second win of 1938, the Cardinals set an NFL record for most pass completions in a season (112). One of those aerials came on a fake punt by Doug Russell from his own end zone. The punter/halfback threw instead to Tinsley, who sidestepped Cleveland defensive back Julie Alfonso on the Rams' 30-yard line before storming the remaining 70 yards en route to a 98-yard touchdown. The play still stands as the longest pass play in Cardinals annals (since tied twice).

"That was a foot race, because I broke out in the open," says Tinsley of the record performance. "Three or four defenders were running after me, but I didn't have to worry too much about people catching me from behind."

Following the '38 season, Tinsley and center Phil Dougherty were named to the very first Pro Bowl. A team of pro all-stars lined up against the NFL champion New York Giants. Baugh quarterbacked the all-stars, but New York prevailed 13-10.

Then came the shocking events of 1939, when, on August 16, Tinsley quit the team's training camp in Duluth, Minnesota. The Cardinals had just hired living legend Ernie Nevers to coach the team back to respectability. Nevers ran a tough camp, and accounts in Chicago papers made it appear that a rift may have taken place between Tinsley and the Cards' coach.

"I don't know where they got that stuff!" fumes Tinsley. "I never had any disagreement with the Cardinals the whole time I was up there. And Nevers was very fine, a very fine man."

Tinsley went back to Louisiana to take the head coaching job at Haynesville High School, while the Cardinals hit an all-time low, dropping to 1-10. Nevers was gone and his successor, Jimmy Conzelman, among others, coerced Tinsley to rejoin the team in 1940. But a knee injury neutralized the big end, who still finished 14th among the league's receivers. The knee, however, brought down the curtain for the final time on the great Tinsley. After just three NFL seasons, the Cardinals' no. 31 was done.

"This fella was a solid football player," recalls Cardinals "Dream Backfield" legend Marshall Goldberg, a teammate of Tinsley in 1940. "He had great intelligence. That's what made him such a great pass receiver."

Tinsley regained the spotlight eight years later when he coached his alma mater, L.S.U., for seven seasons. He still ranks as the fourth winningest head coach in Tiger annals.

As for his greatest moment, he reserves the top shelf for an epic play from his L.S.U. days. "We were playing Georgia," he says. "On one play I made three blocks. I blocked the tackle, I blocked the linebacker, and I blocked the safety."



*Gaynell Tinsley was a two-time consensus all-America at Louisiana State in 1935-36.*

Physical play was a Tinsley trademark. His skill and tenacity were in such evidence that Bronko Nagurski, the league's premier fullback of the 1930s and a man who knew something about physical play, named Tinsley to his all-time NFL team.

Today, the time-honored Cardinals record-setter mends slowly from a tractor accident suffered two years ago that left him with two broken legs, a broken shoulder, and broken hip. The mishap, however, fails to keep the resilient Tinsley down. "I was raised on the farm," he says. "When I was growing up, instead of doing calisthenics, I did labor. I've just led a normal life: no alcohol, no cigarettes."

Tinsley has seen a lot of football since the dusty days of he and Hutson. "The biggest difference today is they just throw more," he says. "Of course, pass protection is better now because at least a half dozen men are holding on every play. Everybody's throwin' a lot more and catchin' a lot more."

With a career pedigree that dates back to the second decade of NFL football, receiving skills that place him alongside the sport's all-time icons, and a mark in the Cardinals' record book that has stood for 64 years, Gaynell Tinsley is assured an enduring station in Cardinals' lore.

*Author Alan Ross is a writer and pro football historian living in Monteagle, Tennessee.*

# All-Time Alphabetical Roster

**A**

Acker, Bill (DT), Texas.....	1980-81
Adams, Henry (C), Pittsburgh.....	1939
Adams, Michael (CB), Arkansas State.....	1989
Agee, Sam (B), Vanderbilt.....	1938-39
Ahrens, Dave (LB), Wisconsin.....	1981-84
Albert, Sergio (K), U.S. International.....	1974
Aldrich, Art (T), Wisconsin.....	1943
Aldrich, Ki (C), Texas Christian.....	1939-40, '43
Aldridge, Melvin (S), Murray State.....	1995
Alexander, Brent (DB), Tennessee State.....	1994-97
Axford, Mike (C), Auburn.....	1965
Allen, Carl (DB), Southern Mississippi.....	1977-82
Allen, Ed (E), Creighton.....	1928
Allen, Jeff (DB), Iowa State.....	1971
Allerman, Kurt (LB), Penn State.....	1977-80, '82-84
Allison, Henry (T), San Diego State.....	1975-77
Allton, Joe (T), Oklahoma.....	1942, '44
Alvord, Steve (DT), Washington.....	1987-88
Anderson, Charley (E), Louisiana Tech.....	1956
Anderson, Cliff (E), Indiana.....	1952-53
Anderson, Donny (RB), Texas Tech.....	1972-74
Anderson, Ed (E), Notre Dame.....	1922-25
Anderson, Otis (RB), Miami (Fla.).....	1979-86
Anderson, Ronnie (WR), Allegheny College (Pa.).....	1998
Anderson, Stevie (WR), Grambling State.....	1995-96
Anderson, Tazwell (E), Georgia Tech.....	1961-64
Anderson, Warren (WR), West Virginia State.....	1978
Andros, Plato (G), Oklahoma.....	1947-50
Angle, Bob (B), Iowa State.....	1950
Angsman, Elmer (B), Notre Dame.....	1946-52
Apolskis, Ray (T), Marquette.....	1941-42, '45-50
Araposthifis, Evan (P/K), Eastern Illinois.....	1986
Arms, Lloyd (G), Oklahoma A&M.....	1946-48
Arneson, Mark (LB), Arizona.....	1972-80
Arterburn, Elmer (B), Texas Tech.....	1954
Ashton, Josh (RB), Tulsa.....	1975
Atkins, Robert (DB), Grambling.....	1968-69
Atkinson, Jess (K), Maryland.....	1985
Auer, Howard (T), Michigan.....	1933
Audick, Dan (G), Hawaii.....	1977, '83
Austin, Kent (QB), Mississippi.....	1986
Awalt, Robert (TE), San Diego State.....	1987-89

**B**

Babartsky, Al (T), Fordham.....	1938-39, '41-42
Badaczewski, John (G), Western Reserve.....	1948
Bagdon, Ed (G), Michigan State.....	1950-51
Bailey, Claron "Monk" (DB), Utah.....	1964-65
Bailey, Johnny (RB/KR), Texas A&I.....	1992-93
Baker, Al (DE), Colorado State.....	1983-86
Baker, Charles (LB), New Mexico.....	1980-87
Baker, Conway (T), Centenary.....	1936-43, '45
Baker, Mel (WR), Texas Southern.....	1976
Baker, Roy (B), Southern California.....	1929-30
Baker, Tony (RB), East Carolina.....	1989
Bakken, Jim (K), Wisconsin.....	1962-78
Balasz, Frank (B), Iowa.....	1941, '45
Banks, Tom (C), Auburn.....	1971-80
Bankston, Michael (DL), Sam Houston State.....	1992-97
Banonis, Vince (C), Detroit.....	1942, '46-50
Barber, Mike (WR), Marshall.....	1989
Barefield, John (LB), Texas A&I.....	1978-80
Barnes, Lawrence (RB), Tennessee State.....	1978
Barnes, Mike (DB), Texas-Arlington.....	1967-68
Barnes, Pete (LB), Southern.....	1973-75
Barni, Roy (B), San Francisco.....	1952-53
Barrett, David (CB), Arkansas.....	2000-
Barrie, Sebastian (DT), Liberty.....	1994

Barry, Norm (B), Notre Dame.....	1921
Barry, Paul (B), Tulsa.....	1954
Bates, Mario (RB), Arizona State.....	1998-99
Bates, Theodore (LB), Oregon State.....	1960-62
Baty, Greg (TE), Stanford.....	1988
Bausch, Jim (B), Kansas.....	1933
Bavaro, David (LB), Syracuse.....	1990
Baxley, Rob (T), Iowa.....	1992-93
Bayless, Martin (DB), Bowling Green.....	1984
Baynham, Craig (RB), Georgia Tech.....	1972
Beach, Pat (TE), Washington.....	1993
Beal, Norm (DB), Missouri.....	1962
Beathard, Pete (QB), Southern California.....	1970-71
Beatty, Chuck (DB), North Texas State.....	1972
Beauchamp, Al (LB), Southern.....	1976
Beckman, Tom (DE), Michigan.....	1972
Bedford, Vance (CB), Texas.....	1982
Beinor, Ed (E), Notre Dame.....	1940-41
Belden, Charles (B), None.....	1929-31
Bell, Anthony (LB), Michigan State.....	1986-90
Bell, Bob (DE), Cincinnati.....	1974-78
Bell, Gordon (RB), Michigan.....	1978-79
<b>Bell, Marcus (DT), Memphis.....</b>	<b>2001-</b>
Bell, Mark (WR), Colorado State.....	1981
Belton, Willie (RB), Maryland State.....	1973-74
Bennett, Charles (B), None.....	1933
Bennett, Tommy (S), UCLA.....	1996-2000
Bergerson, Gil (T), Oregon State.....	1933
Bergold, Scott (DT), Wisconsin.....	1985-86
Bernardi, Frank (B), Colorado.....	1955-57
Berquist, Jay (G), Nebraska.....	1927
Berry, Gil (B), Illinois.....	1935
Bertagnoli, Libero (G), Washington (Mo.).....	1942, '45
Bessillieu, Don (S), Georgia Tech.....	1982
Beuerlein, Steve (QB), Notre Dame.....	1993-94
Biernermann, Tom (E), Drake.....	1951-56
Bilbo, Jon (T), Mississippi.....	1938-39
Bird, Steve (WR), Eastern Kentucky.....	1983-84
Birdsong, Carl (P), Southwestern Oklahoma State.....	1981-85
Birlem, Keith (B), San Jose State.....	1939
Black, Tim (LB), Baylor.....	1977
Blackburn, Bill (C), Rice.....	1946-50
Blackwell, Hal (B), South Carolina.....	1945
Blair, Stanley (CB), Southeastern Oklahoma State.....	1990
Blanchard, Gary (K), Oklahoma State.....	2000-01
Blazine, Tony (T), Illinois Wesleyan.....	1935-40
Bliss, Homer (G), Washington & Jefferson.....	1928
Blount, Eric (RB/KR), North Carolina.....	1992-93
Blumenthal, Morris (B), Northwestern.....	1925
Blumer, Herb (E), Missouri.....	1925-30, '33
Bock, Wayne (T), Illinois.....	1957
Bogue, George (B), Stanford.....	1930
Bohlmann, Frank (G), Marquette.....	1942
Bohm, Ron (DT), Illinois.....	1987
Bojovic, Novo (K), Central Michigan.....	1985
Bollinger, Brian (G), North Carolina.....	1994
Bonelli, Ernie (B), Pittsburgh.....	1945
Bonner, Sherdick (QB), California State-Northridge.....	1999
Booth, Clarence (T), Southern Methodist.....	1943
Booty, John (DB), Texas Christian.....	1993
<b>Borum, Jarvis (T), North Carolina State.....</b>	<b>2001-</b>
Boso, Cap (TE), Illinois.....	1986
Bostic, Joe (T), Clemson.....	1979-89
<b>Boston, David (WR), Ohio State.....</b>	<b>1999-</b>
Bozie, Kevin (RB), Mississippi State.....	1997
Bova, Tony (E), St. Francis.....	1944
<b>Bowers, Andy (DE), Utah.....</b>	<b>2001-</b>

(All-Time Alphabetical Roster continued on page 238)

(All-Time Alphabetical Roster continued from page 237)

Boyette, Garland (LB), Grambling State	1962-63
Boyd, Bill (B), Westminster (Mo.)	1930-31
Boydston, Max (E), Oklahoma	1955-58
Braden, Dave (G), Marquette	1945
Bradford, Ronnie (CB), Colorado	1996
Bradley, Bill (DB), Texas	1977
Bradley, Dave (G), Penn State	1972
Bradley, Hal (E), Elon	1938-39
Bradley, Hal (G), Iowa	1928
Bradley, Melvin (LB), Arkansas	1999
Braham, Rich (GT), West Virginia	1999
Brahaney, Tom (C), Oklahoma	1973-81
Braidwood, Charles (E), Tennessee-Chattanooga	1932
Braxton, David (LB), Wake Forest	1990-93
Bredde, Bill (B), Oklahoma A&M	1954
Brennan, Mike (G), Notre Dame	1991
Brennan, Willis (T), None	1920-27
Brett, Ed (E), Washington State	1936
Brettschneider, Carl (LB), Iowa State	1956-59
Brim, Michael (CB), Virginia Union	1988
Britton, Earl (B), Illinois	1929
Brock, Fred (WR), Southern Mississippi	1996-98
Brooks, Carlos (DB), Bowling Green	1995
Brooks, Ethan (T), Williams (Mass.)	2000
Brooks, Jonathan (LB), Clemson	1980
Brooks, Leo (DE), Texas	1973-76
Brosky, Al (B), Illinois	1954
Brown, Chadrick (DE), Mississippi	1993-95
Brown, Chuck (C/G), Houston	1979-80
Brown, Dave (QB), Duke	1998-2001
Brown, Derek (TE), Notre Dame	1999-00
Brown, Hardy (LB), Tulsa	1956
Brown, Ivory Lee (RB), Arkansas-Pine Bluff	1991-92
Brown, J.B. (DB), Maryland	1998
Brown, Lance (DB), Indiana	1995-96
Brown, Lomas (T), Florida	1996-98
Brown, Ray (T), Arkansas State	1986-88
Brown, Robert (TE), Alcorn A&M	1969-70
Brown, Rod (FB), North Carolina State	1997-98
Brown, Ron (WR), Colorado	1987
Brown, Rush (DT), Ball State	1980-83
Brown, Terry (DB), Oklahoma State	1969-70
Brown, Theotis (RB), UCLA	1979-81
Brubaker, Dick (E), Ohio State	1955, '57
Bruckner, Les (B), Michigan State	1945
Brumm, Don (DE), Purdue	1963-69, '72
Brunner, Scott (QB), Delaware	1985
Bryan, Jon (B), Chicago	1922
Bryant, Charlie (RB), Allen (S.C.)	1966-67
Bryant, Chuck (E), Ohio State	1962
Buck, Mike (QB), Maine	1995
Buckeye, Garland (T), None	1920-24
Bucklin, Tom (B), Idaho	1927
Buczowski, Bob (DT), Pittsburgh	1989
Bukant, Joe (B), Washington (Mo.)	1942-43
Bulger, Chet (T), Auburn	1942-43, 45-49
Burch, John (RB), Tennessee-Martin	1989
Burke, Anthony (DT), Minnesota	1987
<b>Burke, Thomas (DE), Wisconsin</b>	<b>1999-</b>
Burkett, Jeff (E), Louisiana State	1947
Burl, Alex (B), Colorado A&M	1956
Burnett, Ray (B), None	1938
Burnett, Victor (DE), Fresno State	1987
Burns, Leon (RB), California State-Long Beach	1972
Burnstein, Brent (DT), Arizona State	1997
Burson, Jim (DB), Auburn	1963-67
Burton, Ron (LB), North Carolina	1989
<b>Bush, Steve (TE), Arizona State</b>	<b>2001-</b>
Busler, Ray (T), Marquette	1940-41, '45
Busse, Ellis (B), Chicago	1929
Butler, Jim (RB), Edward Waters (Fla.)	1972
Butler, John (B), Tennessee	1944
Butler, Kevin (K), Georgia	1996-97
Butts, Ed (B), Chico State	1929
Butz, Dave (DE), Purdue	1973-74

C

Cahill, Ron (B), Holy Cross	1943
Cain, Jim (E), Alabama	1949
Cain, J.V. (WR/TE), Colorado	1974-77
Caldwell, Mike (LB), Middle Tennessee State	1997
Camarillo, Rich (P), Washington	1989-93
Campana, Al (B), Youngstown State	1953
Campbell, Bill (G), Oklahoma	1945-49
Campbell, Mark (DT), Florida	1997
Cantor, Leo (B), UCLA	1945
Carey, Joe (G), None	1920
Carlson, Hal (G), DePaul	1937
Carpenter, Chad (WR), Washington State	1997-99
Carpenter, Steve (DB), Western Illinois	1981
Carr, Jim (B), Morris Harvey	1955, '57
Carr, Lydell (FB), Oklahoma	1989
Carrell, Duane (P), Florida State	1977
Carter, Carl (CB), Texas Tech	1986-89
Carter, Joe (E), Southern Methodist	1945
Carter, Pat (TE), Florida State	1996-97
Carter, Ross (G), Oregon	1936-39
Carter, Willie (B), Tennessee State	1953
Case, Stoney (QB), New Mexico	1995-98
Cater, Greg (P), Tennessee-Chattanooga	1986-87
Caywood, Les (G), St. John's (N.Y.)	1931
Cecil, Chuck (FS), Arizona	1993
Centers, Larry (RB), Stephen F. Austin	1990-98
Chamberlin, Guy (C), Nebraska	1927
Chandler, Al (TE), Oklahoma	1978-79
Chandler, Chris (QB), Washington	1991-93
Chapura, Dick (DT), Missouri	1990
Chaprier, Len (B), Illinois	1921
Chappell, Leon (G), None	1920-21
Chavous, Corey (DB), Vanderbilt	1988-2001
Cheatham, Lloyd (QB), Auburn	1942
Cherry, Ed (B), Hardin-Simmons	1938-39
Chickillo, Nick (G), Miami (Fla.)	1953
Childress, Joe (RB), Auburn	1960, 62-65
Childs, Jim (WR), California Poly-San Luis Obispo	1978-80
Chilton, Gene (C), Texas	1986-87
Chisick, Andy (C), Villanova	1940-41
Christenson, Marty (B), Minnesota	1940
Christman, Paul (QB), Missouri	1945-49
Christopherson, Ryan (FB), Wyoming	1996
Ciccone, Ben (C), Duquesne	1942
Ciancy, Sean (LB), Amherst	1979-80
Clark, Beryl (B), Oklahoma	1940
Clark, Bill (G), None	1920
Clark, Charles (G), Harvard	1924
Clark, Ernie (LB), Michigan State	1968
Clark, Gary (WR), James Madison	1993-94
Clark, Jessie (RB), Arkansas	1988-89
Clark, Jon (T), Temple	1998-00
Clark, Randy (C), Northern Illinois	1980-86
Clasby, Bob (DE), Notre Dame	1986-90
Clatt, Corwin (B), Notre Dame	1948-49
Claypool, Ralph (C), Purdue	1925-26, '28
Clayton, Ralph (WR), Michigan	1981
<b>Clement, Anthony (T), Southwestern Louisiana</b>	<b>1998-</b>
Clement, John (B), Southern Methodist	1941
Cobb, Tom (T), Arkansas	1931
Cobbins, Lyon (LB), Notre Dame	1997
Cochran, John (B), Wake Forest	1947-50
Coder, Ron (G), Penn State	1980-81
Cody, Mac (WR), Memphis	1999-00
Coffee, Jim (B), Louisiana State	1937-38
Colbert, Rondy (DB), Lamar	1977
Coleman, Ben (T/G), Wake Forest	1993-95
Coleman, Sidney (LB), Southern Mississippi	1991
Colhouer, Jake (G), Oklahoma A&M	1946-48
Collier, Tim (CB), East Texas State	1980-81
Collins, George (C), Georgia	1978-82
Collins, Paul (B), Missouri	1945
Combs, Chris (TE), New Mexico	1980-81
Compton, Ogden (QB), Hardin-Simmons	1955
Conley, Steve (LB), Kansas	1972

Conoly, Bill (G), Texas.....	1946
Conrad, Bobby Joe (FL), Texas A&M.....	1960-68
Cook, Dave (B), Illinois.....	1934-36
Cook, Edward (G-T), Notre Dame.....	1960-65
<b>Cook, Michael (T), Boston College.....</b>	<b>2001-</b>
Coomer, Joe (T), Stephen F. Austin.....	1947-49
Coppage, Al (E), Oklahoma.....	1940-42
Cosner, Don (B), Montana State.....	1939
Cotton, Barney (G), Nebraska.....	1960-82
Cousins, Jomo (DE), Florida A&M.....	1998
Cowan, Larry (RB), Jackson State.....	1987
Cowhig, Jerry (B), Notre Dame.....	1950
Crangle, John (B), Illinois.....	1923
Crass, Bill (B), Louisiana State.....	1937
Creighton, Milan (E), Arkansas.....	1931-37
Crenshaw, Willis (FB), Kansas State.....	1964-69
Criswell, Kirby (DE), Kansas.....	1980-81
Crittendon, John (E), Wayne State.....	1954
Cross, Bill (B), West Texas State.....	1951-53
Cross, Bob (T), Stephen F. Austin.....	1958-59
Crow, John David (RB), Texas A&M.....	1958-64
Crow, London (DB), Southern California.....	1955-57
Crowder, Earl (B), Oklahoma.....	1939
Crum, Bob (DE), Arizona.....	1974
Crump, Dwayne (DB), Fresno State.....	1973-76
Culf, Ward (B), Marquette.....	1946
Culpepper, Edward (G), Alabama.....	1958-60
Cunningham, Ed (C), Washington.....	1992-95
Cunningham, Eric (G), Penn State.....	1980
Cunningham, Rick (T), Texas A&M.....	1992-94
Cuzzo, Gary (OB), Virginia.....	1972
Cuppoletti, Bree (G), Oregon.....	1934-38
Curcillo, Tony (B), Ohio State.....	1953
Curran, Harry (B), Boston College.....	1920-21
Currie, Herschel (DB), Oregon State.....	1994
Curry, Don (E), Boston College.....	1943
Curtis, Travis (FS), West Virginia.....	1987-88
Curzon, Harry (B), None.....	1928

## D

Daanen, Jerry (WR), Miami (Fla.).....	1968-70
Daddio, Bill (E), Pittsburgh.....	1941-42
Dafney, Bernard (G), Tennessee.....	1995
Dahms, Tom (T), San Diego State.....	1956
Daniels, Jerome (G), Northeastern.....	1997-99
Darby, Matt (S), UCLA.....	1996-97
Dardar, Ramsey (DT), Louisiana State.....	1983-84
Davidson, Ron (T), Southern California.....	2000
Davidson, Joe (G), Colgate.....	1928
Davis, Bill (T), Texas Tech.....	1940-41
Davis, Billy (DB), Clemson.....	1984
Davis, Cedric (CB), Tennessee State.....	1995
Davis, Charlie (DT), Texas Christian.....	1975-79
Davis, Dexter (DB), Clemson.....	1991-93
Davis, Greg (K), Citadel.....	1991-96
Davis, Jerry (B), Southeast Louisiana.....	1948-51
<b>Davis, Leonard (G), Texas.....</b>	<b>2001-</b>
Davis, Paul (LB), North Carolina.....	1983
Davis, Ray "Hermit" (E), Birmingham-Southern.....	1935
Davis, Reuben (DE), North Carolina.....	1992-93
Davis, Ron (DE), Virginia State.....	1973
<b>Davis, Russell (DT), North Carolina.....</b>	<b>2000-</b>
Davis, Wayne (LB), Alabama.....	1987-88
Dawson, Doug (G), Texas.....	1984-86
Dawson, Mike (DT), Arizona.....	1976-82
Day, Thomas (G), North Carolina A&T.....	1960
DeCorrevant, Bill (B), Northwestern.....	1947-48
DeGraffenreid, Allen (OL), Vanderbilt.....	1997-98
Delevan, Eurt (T), Pacific.....	1955-56
Del Greco, Al (K), Auburn.....	1987-90
DeMarco, Bob (G/C), Dayton.....	1961-69
DesJardien, Paul (G), Chicago.....	1920
Deskin, Versil (E), Drake.....	1935-39
DeStefano, Fred (B), Northwestern.....	1924-25
Detwiler, Chuck (S), Utah State.....	1973

<b>Devlin, Mike (C), Iowa.....</b>	<b>1996-99</b>
Dewell, Bill (E), Southern Methodist.....	1940-41, 45-49
Dexter, James (T), South Carolina.....	1996-99
DiBernardo, Rick (LB), Notre Dame.....	1986
Dickson, Paul (DT), Baylor.....	1971
Diehl, Charles (G), Idaho.....	1930-31
Dierdorf, Dan (G/T), Michigan.....	1971-83
Dill, Scott (T), Memphis State.....	1988-89
Dimancheff, Babe (B), Purdue.....	1947-50
<b>Dishman, Chris (G), Nebraska.....</b>	<b>1997-</b>
Ditrich, John (G), Wisconsin.....	1956
Dobler, Conrad (G), Wyoming.....	1972-77
Donckers, Bill (QB), San Diego State.....	1976-77
Doolan, John (B), Georgetown.....	1947-48
Dorris, Andy (DE), New Mexico State.....	1973
Douds, Forrest (T), Washington & Jefferson.....	1932
Dougherty, Phil (C), Santa Clara.....	1938
Dove, Bob (E), Notre Dame.....	1948-53
Dowdell, Marcus (WR), Tennessee State.....	1995-96
Dowell, Gwyn (B), Texas Tech.....	1935-36
Dowling, Pat (E), DePaul.....	1929
Downs, Michael (FS), Rice.....	1989
Doyle, Ted (E), Nebraska.....	1944
Drake, Kevin (WR), Alabama-Birmingham.....	1998
Drake, Jerry (DT), Hastings (Neb.).....	1995-00
Driscoll, John "Paddy" (B), Northwestern.....	1920-25
Driskill, Joseph (DB), Northeast Louisiana.....	1960-61
Druis, Al (B), Temple.....	1945-46
Duda, Mark (DT), Maryland.....	1983-87
Duerson, Dave (DB), Notre Dame.....	1991-93
Dugan, Len (C), Wichita.....	1937-39
Duggan, Gil (T), Oklahoma.....	1942-43, 45
Duggins, George (E), Purdue.....	1994
Dukes, Jamie (C), Florida State.....	1995
Dulin, Gary (DE), Ohio State.....	1986-87
Duncan, Clyde (WR), Tennessee.....	1984-85
Duncum, Bobby (T), West Texas State.....	1968
Dunn, Joe (B), Marquette.....	1925-26
Dunbar, Karl (DE), Louisiana State.....	1994-95
Dunstan, Elwyn (T), Portland.....	1938-39
Duren, Clarence (S), California.....	1973-76
Durko, John (E), Albright.....	1945
Dye, Ernest (G), South Carolina.....	1993-96

## E

Eaton, Tracey (S), Portland State.....	1990
Eboli, Ray (E), Notre Dame.....	1942
Echols, Fate (T), Northwestern.....	1962-63
Eckl, Bob (T), Wisconsin.....	1945
<b>Edwards, Anthony (WR), New Mexico Highlands.....</b>	<b>1991-98</b>
Edwards, Cid (RB), Tennessee State.....	1968-71
Egan, Dick (E), Wilmington.....	1920-23
Eggers, Doug (LB), South Dakota State.....	1958
Eikenberg, Charles (QB), Rice.....	1948
Eliopoulos, Jim (LB), Wyoming.....	1983
Elkins, Falt (B), Marshall.....	1939
Ellis, Walt (T), Detroit.....	1926-27
Ellstrom, Marv (B), Oklahoma.....	1936
Elzey, Charles (C), Southern Mississippi.....	1960-61
Elwell, Jack (E), Purdue.....	1962
Emerson, Vernon (T), Minnesota-Duluth.....	1969-71
Engelbreiten, Paul (G), Northwestern.....	1933
England, Eric (DE), Texas A&M.....	1994-96
Enich, Steve (G), Marquette.....	1945
Erickson, Hal (B), Washington & Jefferson.....	1925-28
Erickson, Mickey (C), Northwestern.....	1930-31
Esiason, Boomer (QB), Maryland.....	1996
Esser, Clarence (E), Wisconsin.....	1947
Etcheverry, Sam (QB), Denver.....	1961-62
Evans, Dick (E), Iowa.....	1940-43
Evans, Earl (T), Harvard.....	1925
Evans, Scott (DL), Oklahoma.....	1991

(All-Time Alphabetical Roster continued on page 240)

**F**

Failing, Fred (G), Central Junior College (Kan.).....	1930
Fain, Richard (DB), Florida.....	1991
Fanucci, Ledio (T), Fresno State.....	1954
Fann, Chad (TE), Florida A&M.....	1993-95
Farmer, Ted (RB), Oregon.....	1978
Farr, Miller (DB), Wichita State.....	1970-72
<b>Fatalehi, Mario (DT), Kansas State.....</b>	<b>2001-</b>
Faulkner, Jeff (DE), Southern.....	1991-92
Faust, George (B), Minnesota.....	1939
Favon, Calvin (LB), Southeast Louisiana.....	1979-82
Feagles, Jeff (P), Miami (Fla.).....	1994-97
Ferrell, Earl (RB), East Tennessee State.....	1982-89
Ferry, Lou (T), Villanova.....	1951
Field, Amod (WR), Montclair State.....	1990-91
Field, Doak (LB), Baylor.....	1982
Field, Harry (T), Oregon State.....	1934-36
File, Ralph (G), Pittsburgh.....	1942, '45
Finn, Bernie (B), Holy Cross.....	1932
Finnie, Roger (T), Florida A&M.....	1973-78
Finnin, Tom (T), Detroit.....	1957
Fischer, Bill (T), Notre Dame.....	1949-53
Fischer, Pat (DB), Nebraska.....	1961-67
Fisher, Ev (B), Santa Clara.....	1938-39
Fisher, Mike (WR), Baylor.....	1981
Fiske, Max (B), DePaul.....	1937
Fitzgibbon, Paul (B), Creighton.....	1928
Flagler, Terrence (RB), Clemson.....	1990-91
Flanagan, Latham (E), Carnegie Tech.....	1931
Fleming, Antonio (G), Georgia.....	1998
Fleminen, Max (B), Geneva.....	1930
Florence, Paul (E), Loyola (Ill.).....	1920
Floyd, Eric (G), Auburn.....	1995
Floyd, John (WR), Northeast Louisiana.....	1981
Folston, James (LB), Northeast Louisiana.....	1999-2001
Folz, Art (B), Chicago.....	1923-25
Forney, Phil (LB), East Tennessee State.....	1987
Foster, Ralph (T), Oklahoma A&M.....	1945-46
Fox, Chas (WR), Furman.....	1986
Francis, Gene (B), Chicago.....	1926
Franklin, George (RB), Texas A&I.....	1977-78
<b>Fredrickson, Rob (LB), Michigan State.....</b>	<b>1999-</b>
Fritsch, Ernest (C), Detroit.....	1960
Fugler, Dick (T), Tulane.....	1954
Fuller, Frank (DT), Kentucky.....	1959-62
Fuller, Larry (B), None.....	1945
Furrer, Will (QB), Virginia Tech.....	1993

**G**

Gaines, Wendall (TE/DT), Oklahoma State.....	1994-95
Gainor, Charles (E), North Dakota.....	1939
Gallery, Jim (K), Minnesota.....	1987
Galloway, David (DT), Florida.....	1982-89
Gambrell, Billy (E), South Carolina.....	1963-67
Garaletzky, Mark (DT), Western Michigan.....	1987-88
Garlich, Chris (LB), Missouri.....	1979
Garza, Sammy (QB), Texas-El Paso.....	1987
Gasparella, Joe (B), Notre Dame.....	1951
Gault, Prentice (RB), Oklahoma.....	1961-67
Gay, Bill (B), Notre Dame.....	1951-52
Gedney, Chris (TE), Syracuse.....	1997-98, '00
Gethrke, Fred (B), Utah.....	1950
Gelbaugh, Stan (QB), Maryland.....	1991
George, Steve (DT), Houston.....	1974
Gerl, Joe (B), Georgia.....	1952
German, Jim (B), Centre.....	1940
Gersbach, Carl (LB), West Chester State.....	1976
Ghersanich, Vernon (G), Auburn.....	1943
Gibbons, Austin (C), DePaul.....	1929
Giblin, Robert (DB), Houston.....	1977
Gilbert, Freddie (DE), Georgia.....	1989
Gilchrist, George (T), Tennessee State.....	1953
Gilt, Randy (LB), San Jose State.....	1978
Gillen, John (LB), Illinois.....	1981-82
Gillette, Walker (WR), Richmond.....	1972-73

Gilliam, John (WR), South Carolina State.....	1969-71
Gillies, Fred (T), Cornell.....	1920-28
Gillis, Don (C), Rice.....	1953-61
<b>Gilmore, Bryan (WR), Midwestern (Tex.) State.....</b>	<b>2000-</b>
Glassgow, Willis (B), Iowa.....	1931
Glick, Frederick (DB), Colorado A&M.....	1960-61
Goble, Les (B), Alfred.....	1954-55
Goldberg, Marshall 'Biggie' (B/DB), Pittsburgh.....	1939-40, '46-48
Goldman, Sam (E), Ohio State.....	1948
Goldsberry, John (T), Indiana.....	1949-50
Goode, Irv (G/C), Kentucky.....	1962-71
Goode, John (TE), Youngstown State.....	1984
Goodman, Aubrey (T), Chicago.....	1927
Goodman, Don (RB), Cincinnati.....	1987
Goodspeed, Mark (T), Nebraska.....	1980
Gordon, Bob (B), Tennessee.....	1958
Gordon, Lou (T), Illinois.....	1930-35
Graham, Aaron (C), Nebraska.....	1996-99
Graham, Al (G), None.....	1932-33
Graham, Kent (QB), Ohio State.....	1996-97
<b>Gramatica, Bill (K), South Florida.....</b>	<b>2001-</b>
Granger, Charles (G/T), Southern.....	1961
Grant, Hugh (B), St. Mary's (Calif.).....	1928
Gray, Cecil (G/T), North Carolina.....	1995
Gray, Earnest (WR), Memphis State.....	1985
Gray, Ken (G), Howard Payne.....	1958-69
Gray, Mel (WR), Missouri.....	1971-82
Gray, Oscar (FB), Arkansas.....	1995
Gray, Tim (DB), Texas A&M.....	1975
Graybill, Mike (T), Boston University.....	1990
Green, Roy (DB/WR), Henderson State.....	1979-90
Greene, Doug (DB), Texas A&I.....	1978
Greene, Ed (E), Loyola (Ill.).....	1926-27
Greene, Frank (B), Tulsa.....	1934
Greene, Ken (DB), Washington State.....	1978-82
Greer, Curtis (DE), Michigan.....	1980-88
<b>Greisen, Chris (QB), Northwest Missouri State.....</b>	<b>1999-</b>
Griffin, Bob (C/G), Arkansas.....	1961
Griffin, Jeff (CB), Utah.....	1981-85
Griffith, Homer (B), Southern California.....	1934
Grigas, John (B), Holy Cross.....	1943-44
Groom, Jerry (C), Notre Dame.....	1951-55
Grooms, Elois (DE), Tennessee Tech.....	1982-85
Grosverner, George (B), Colorado.....	1936-37
<b>Grutaudauria, Mike (C), Central Florida.....</b>	<b>2000-</b>
Cuglielmi, Ralph (QB), Notre Dame.....	1961
Guidry, Kevin (CB), Louisiana State.....	1989
Guynes, Thomas (T), Michigan.....	1997-98

**H**

Hackbart, Dale (DB), Wisconsin.....	1971-72
Hadd, Gary (DT), Minnesota.....	1989
Hairston, Carl (DT), Maryland-Eastern Shore.....	1990
Hall, John (B), Texas Christian.....	1940-41, '43
Hall, Ken (B), Texas A&M.....	1959, '61
Halloran, Shawn (QB), Boston College.....	1987
Halstrom, Bernie (B), Illinois.....	1920-21
Hammack, Malcolm (RB), Florida.....	1955, 57-66
Hammond, Gary (WR), Southern Methodist.....	1973-76
Handler, Phil (G), Texas Christian.....	1930-36
Hanke, Carl (E), Minnesota.....	1924
Hanlon, Bob (B), Loras.....	1948
Hansen, Cliff (B), Luther.....	1933
Hanson, Homer (G), Kansas State.....	1935-36
Harder, Pat (B), Wisconsin.....	1946-50
Hardy, Darryl (LB), Tennessee.....	1994-95
Hardy, Jim (B), Southern California.....	1949-51
Hardy, Terry (TE), Southern Mississippi.....	1998-2001
Hargrove, Jim (LB), Howard Payne.....	1971-72
Harmon, Ham (C), Tulsa.....	1937
Harrell, Willard (RB), Pacific.....	1978-84
Harrington, Perry (RB), Jackson State.....	1984-85
Harris, Bob (LB), Auburn.....	1983-85
Harris, Ike (WR), Iowa State.....	1975-77
Harris, Kenny (DB), North Carolina State.....	1997
Harris, Odie (DB), Sam Houston State.....	1992-94
Harris, William (TE), Bishop.....	1987

Harrison, Reggie (RB), Cincinnati.....	1974
Hart, Jim (QB), Southern Illinois.....	1966-83
Hart, Lawrence (TE), Southern.....	2001
Hartle, Greg (LB), Newberry (S.C.).....	1974-76
Hartong, George (G), Chicago.....	1924
Hartshorn, Larry (G), Kansas State.....	1955
Harvey, Frank (FB), Georgia.....	1994
Harvey, Ken (LB), California.....	1988-93
Hatley, John (G), Sul Ross State.....	1954-55
Hauser, Art (G), Xavier.....	1959
Hayden, Leo (RB), Ohio State.....	1972-73
Hayes, Jarius (TE), North Alabama.....	1996, '98
Healy, Chip (LB), Vanderbilt.....	1969-70
Hearst, Garrison (RB), Georgia.....	1993-95
Heater, Don (RB), Montana Tech.....	1972
Hellin, Victor (DB), Delaware State.....	1983
Heidel, Jimmy (DB), Mississippi.....	1966
Henesey, Brian (RB), Bucknell.....	1994
Henke, Ed (DE), South Carolina.....	1961-63
Hennessey, Jerry (E), Santa Clara.....	1950-51
Henry, Steve (DB), Emporia State.....	1979-80
Heron, Fred (DT), San Jose State.....	1966-72
Hickman, Larry (B), Baylor.....	1959
Higgins Jim (G), Trinity Texas.....	1941
Higgins, Tom (T), North Carolina.....	1953
Higgs, Mark (RB), Kentucky.....	1994-95
Hill, Don (B), Stanford.....	1929
Hill, Eric (LB), Louisiana State.....	1989-97
Hill, Irv (B), Trinity (Tex.).....	1931-32
Hill, James (DB), Sam Houston State.....	1960-64
Hill, King (QB), Rice.....	1960-69
Hill, Randall (WR), Miami (Fla.).....	1991-94
<b>Hill, Renaldo (CB), Michigan State.....</b>	<b>2001-</b>
Hillebrand, Jerry (LB) Colorado.....	1967
Hinchman, Hub (B), Butler.....	1933-34
Hoage, Terry (S), Georgia.....	1994-96
Hobley, Liffort (DB), Louisiana State.....	1985
Hock, John (T), Santa Clara.....	1950
<b>Hodel, Nathan (LS), Illinois.....</b>	<b>2001-</b>
Hoel, Bob (G), Pittsburgh.....	1937-38
Hoey, George (DB), Michigan.....	1971
Hoffman, John (DE), Hawaii.....	1972
Hogan, Tom (T), Detroit.....	1926
Hogebloom, Gary (QB), Central Michigan.....	1989
Hogland, Doug (G), Oregon State.....	1956-58
Hogue, Murrell (T), Centenary.....	1929
Holloway, Johnny (CB), Kansas.....	1987
Holloway, Randy (DE), Pittsburgh.....	1984
Holm, Bernie (B), Alabama.....	1932
Holman, Scott (WR), Oregon.....	1986
Holmer, Walt (B), Northwestern.....	1931-32
Holmes, Don (WR), Mesa College (Colo.).....	1986-90
Holmes, Lester (G), Jackson State.....	1998-00
Hooks, Bryan (DT), Arizona State.....	1994
Horne, Greg (P), Arkansas.....	1987-88
Horstmann, Roy (B), Purdue.....	1934
Horween, Arnold (B), Harvard.....	1921-24
Horween, Ralph (B), Harvard.....	1921-23
Houghton, Jerry (T), Washington State.....	1951
Houser, John (G), Redlands.....	1963
Howard, Thomas (LB), Texas Tech.....	1984-85
Howard, Ty (CB), Ohio State.....	1997-98
Huffman, Frank (G), Marshall.....	1939-41
Hughes, Bernie (C), Oregon.....	1934-36
Hughes, Van (DT), Southwest Texas State.....	1986
Hultz, George (DT), Southern Mississippi.....	1962
Hummel, Arnie (B), Lombard.....	1927
Humphrey, Buddy (QB), Baylor.....	1963-65
Huntley, Ricky (LB), Arizona.....	1988
Hunter, Monty (DB), Salem College.....	1983
Hunter, Patrick (CB), Nevada.....	1995
Hurlbut, John (G), Chicago.....	1924-25
Husmann, Ed (G), Nebraska.....	1953, '56-59
Hust, Al (E), Tennessee.....	1946
Hutchison, Chuck (G), Ohio State.....	1970-72
Hyatt, Freddie (WR), Auburn.....	1968-72
Hyche, Steve (LB), Livingston.....	1991-93

Illman, Ed (B), Montana.....	1928
Imhof, Martin (DE), San Diego State.....	1972
Irving, Terry (LB), McNeese State.....	1994-98
Isaacson, Ted (T), Washington.....	1934-35
Issa, Jabari (DE), Washington.....	2000-01
Ivy, Frank (Pop), (E), Oklahoma.....	1940-42, '45-47
Izo, George (QB), Notre Dame.....	1960

<b>J</b>	
Jacke, Chris (K), Texas-El Paso.....	1998-99
<b>Jackson, Arnold (WR), Louisville.....</b>	<b>2001-</b>
Jackson, Charley (B), Southern Methodist.....	1958
Jackson, John (WR), Southern California.....	1990-92
Jackson, Mark (CB), Abilene Christian.....	1987
Jackson, Roland (FB/LB), Rice.....	1962
Jacobs, Mary (T), None.....	1948
Jagielski, Harry (T), Indiana.....	1956
Jankovich, Keever (E), Pacific.....	1953
Jarostchuk, Ila (LB), N. Hampshire.....	1987-88, '89
Jax, Charles (LB), Florida State.....	1989-95
Jeffery, Tony (RB), Texas Christian.....	1988
<b>Jenkins, MarTay (WR), Nebraska-Omaha.....</b>	<b>1999-</b>
Jennings, John (T), Ohio State.....	1950-57
Johnson, Al (B), Kentucky.....	1939-41
Johnson, Bobby (DB), Texas.....	1985-86
Johnson, Charles (DB), Grambling.....	1981
Johnson, Charley (QB), New Mexico State.....	1961-69
Johnson, Chuckie (DT), Auburn.....	1993
Johnson, D.J. (DB), Kentucky.....	1996
Johnson, Gregory (SS), Oklahoma State.....	1987
Johnson, Johnny (RB), San Jose State.....	1990-92
Johnson, LeShon (RB), Northern Illinois.....	1995-97
Johnson, Paris (DB), Miami (O.).....	1999
Johnson, Ray (B), Denver.....	1940
Johnson, Troy (WR), Southern.....	1986-87
Johnston, Jim (B), Washington.....	1946
Jonassen, Eric (G), Bloomsburg (Pa.).....	1996-97
Jones, Ben (B), Grove City.....	1927-28
Jones, Ernie (WR), Indiana.....	1988-92
Jones, Jock (LB), Virginia Tech.....	1991-93
Jones, Mike (DE), North Carolina State.....	1991-93
Jones, Steve (RB), Duke.....	1974-78
<b>Jones, Thomas (RB), Virginia.....</b>	<b>2000-</b>
Jones, Tony (DB), Syracuse.....	1995
Jones, Tyrone (LB), Southern.....	1988
Jordan, Kevin (WR), UCLA.....	1996
Jordan, Tony (RB), Kansas State.....	1988-89
Jorden, Tim (TE), Indiana.....	1989-91
Joyce, Don (T), Tulane.....	1951-53
Joyce, Matt (OL), Richmond.....	1996-00
Joyce, Terry (P), Missouri Southern.....	1976-77
Joyner, Seth (LB), Texas-El Paso.....	1994-96
Junior, E.J. (LB), Alabama.....	1981-88
Jurkin, Trey (TE/LS), Louisiana Tech.....	1996-2001

<b>K</b>	
Karras, John (B), Illinois.....	1952
Karwales, John (E), Michigan.....	1947
Kasperek, Dick (C), Iowa State.....	1966-68
Kassel, Charles (E), Illinois.....	1929-33
Kaushi, Kani (C), Hawaii.....	1989-91, '93
Kay, Bill (DB), Purdue.....	1984
Keane, Tom (B), West Virginia.....	1955
Kearney, Tim (LB), Northern Michigan.....	1976-81
Kearns, Tom (T), Miami (Fla.).....	1946
Keenan, Sean (QB), Williams (Mass.).....	2000
Kehr, Rick (G), Carthage.....	1982
Keithley, Gary (QB), Texas-El Paso.....	1973-75
Kellogg, Bill (B), Syracuse.....	1926
Kellogg, Bob (B), Northeast Louisiana/Tulane.....	1940
Kellogg, Clarence (B) St. Mary's (Calif.).....	1936
Kellum, Marv (LB), Wichita State.....	1977
<b>Kendall, Pete (G), Boston College.....</b>	<b>2001-</b>
Kennard, Derek (G), Nevada-Reno.....	1986-90

(All-Time Alphabetical Roster continued on page 242)

(All-Time Alphabetical Roster continued from page 241)

Keannealy, George (G), St. Bonaventure ..... 1930  
Keseday, Bob (TE), Texas-El Paso ..... 1987  
Keys, Brady (DB), Colorado State ..... 1966  
Kichetski, Walt (E), Miami (Fla.) ..... 1944  
Kiesling, Walt (G), St. Thomas (Minn.) ..... 1929-33  
Kiley, Roger (E), Notre Dame ..... 1923  
Killmer, Lyons (G), None ..... 1928  
Kindle, Greg (T), Tennessee State ..... 1974-75  
Kinek, George (B), Tulane ..... 1954  
King, Andy (B), West Virginia ..... 1923-24  
King, Emmett (B), None ..... 1954  
Kingerly, Elsworth (B), Tulane ..... 1954  
Kirk, Randy (LB), San Diego State ..... 1989, 94-95  
Klimek, Tony (E), Illinois ..... 1951-52  
Klumb, John (E), Washington State ..... 1939-40  
Krnafec, Gary (E), Colorado ..... 1954  
Knight, Charles (C), Loyola (Ill.) ..... 1920-21  
Knight, Shawn (DT), Brigham Young ..... 1989  
Knight, Tom (CB), Iowa ..... 1997-2001  
Knolla, John (B), Creighton ..... 1942, '45  
Knox, Kevin (WR), Florida State ..... 1994  
Kochel, Mika (G), Fordham ..... 1939  
Koegel, Warren (G), Penn State ..... 1973  
Koehler, Bob (E), Northwestern ..... 1921-26  
Koken, Mike (B), Notre Dame ..... 1933  
Koman, William (LB), North Carolina ..... 1959-67  
Konovsky, Bob (G), Wisconsin ..... 1956-58  
Kortas, Ken (DT), Louisville ..... 1964  
Krejci, Joe (E), Peru State (Ind.) ..... 1934  
Krieg, Dave (QB), Milton ..... 1995  
Krueger, Rolf (DE), Texas A&M ..... 1969-71  
Kuharich, Joe (G), Notre Dame ..... 1940-41, '45  
Kupp, Craig (QB), Pacific Lutheran ..... 1991  
Kutner, Mal (E), Texas ..... 1946-50  
Kuzman, John (T), Fordham ..... 1941

**L**

Lach, Steve (B), Duke ..... 1942  
Ladd, Jim (E), Bowling Green ..... 1954  
LaFleur, Greg (TE), Louisiana State ..... 1981-85  
LaHood, Mike (G), Wyoming ..... 1970  
Lainhart, Porter (B), Washington State ..... 1933  
Lamb, Rod (B), Lombard ..... 1926-27, '33  
Lane, Dick "Night Train" (CB), Scottsbluff J.C. .... 1954-59  
Lane, MacArthur (R), Utah State ..... 1968-71  
Lange, Bill (G), Dayton ..... 1954-55  
Lange, Jim (E), Montana State ..... 1929  
LaRosa, Paul (E), None ..... 1920-21  
Larson, Fred (C), Notre Dame ..... 1929  
Larson, Lou (B), None ..... 1929  
Larson, Paul (QB), California ..... 1957  
Lasker, Greg (FS), Arkansas ..... 1938  
**Lassiter, Kwamie (DB), Kansas ..... 1995-**  
Latin, Jerry (RB), Northern Illinois ..... 1975-78  
Latourette, Chuck (DB/P), Rice ..... 1967-68, 70-71  
Lauro, Lin (B), Pittsburgh ..... 1951  
Lawrence, Jim (B), Texas Christian ..... 1936-39  
Leahy, Ryan (OL), Notre Dame ..... 1997  
Leasy, Wesley (LB), Mississippi State ..... 1995-96  
Leobetter, Homer (B), Arkansas ..... 1932-33  
Lee, Bobby (E), Minnesota ..... 1968  
Lee, Jeff (WR), Nebraska ..... 1980  
Lee, John (K), UCLA ..... 1986  
Lee, Monte (LB), Texas ..... 1951  
Lee, Oudious (DT), Nebraska ..... 1980  
Leggett, Dave (B), Ohio State ..... 1955  
Leonard, John (T), Indiana ..... 1922-23  
LeVeck, Jack (LB), Ohio ..... 1973-74  
Levy, Chuck (WR/RB/KR), Arizona ..... 1994-95  
Lewis, Bill (C), Nebraska ..... 1990-92  
Lewis, Charles (T), Iowa ..... 1959  
Lewis, Woodley (B), Oregon ..... 1956-59  
Liesel, Frank (E), Norwich ..... 1948  
Lillard, Joe (B), Oregon State ..... 1932-33  
Lind, Al (C), Northwestern ..... 1936

Lindow, Al (B), Washington (Mo.) ..... 1945  
Lipinski, Jim (T), Fairmont State ..... 1950  
Lipostad, Ed (G), Wake Forest ..... 1952  
Lisch, Rusty (QB), Notre Dame ..... 1980-84  
Little, David (TE), Middle Tennessee State ..... 1990  
Little, Steve (PK), Arkansas ..... 1978-80  
Loepte, Dick (T), Wisconsin ..... 1948-49  
Lofton, Steve (DB), Texas A&M ..... 1991-93  
Logan, Chuck (E), Northwestern ..... 1965, '67-68  
Lokano, Joe (G), Northwestern ..... 1941  
Lomack, Tony (WR), Florida ..... 1991  
Lomax, Nail (QB), Portland State ..... 1981-89  
Long, Dave (DE), Iowa ..... 1966-68  
Longo, Tom (DB), Notre Dame ..... 1971  
Lott, Thomas (RB), Oklahoma ..... 1979  
Love, Duval (G), UCLA ..... 1995-96  
Love, Randy (RB), Houston ..... 1979-85  
Loyd, Mike (QB), Missouri Southern State ..... 1979-80  
**Lucas, Justin (DB), Abilene Christian ..... 1999-**  
Lunceford, Dave (T), Baylor ..... 1957  
Lunz, Gerry (G), Marquette ..... 1925-26  
Lyles, Lester (FS), Virginia ..... 1988  
Lyman, Jeff (LB), Brigham Young ..... 1972  
Lynch, Lorenzo (DB), California State-Sacramento ..... 1990-95  
Lynch, Lynn (G), Illinois ..... 1951

**M**

MacDonald, Mark (G/C), Boston College ..... 1988  
Mack, Cedric (DB), Baylor ..... 1983-90  
Mack, Terrance (LB), Clemson ..... 1987  
Mackey, Kyle (QB), East Texas State ..... 1984  
Madden, Lloyd (B), Colorado Mines ..... 1940  
Maddock, Bob (G), Notre Dame ..... 1942, 46  
Maddox, Mark (LB), Northern Michigan ..... 1998-00  
Maeda, Chet (B), Colorado A&M ..... 1946  
Magulick, George (B), St. Francis ..... 1944  
Mahoney, Ike (B), Creighton ..... 1925-28, '31  
**Makovicka, Joel (FB), Nebraska ..... 1999-**  
Mallouf, Ray (B), Southern Methodist ..... 1941, 46-48  
Malloy, Les (B), Loyola (Ill.) ..... 1931-33  
Manges, Mark (QB), Maryland ..... 1978  
Manley, Dexter (DE), Oklahoma State ..... 1990  
Mann, Dave (B), Oregon State ..... 1955-57  
Maple, Howard (B), Oregon State ..... 1930  
Marchbroda, Ted (QB), Detroit ..... 1957  
Marcontell, Ed (G), Lamar ..... 1967  
Marelli, Ray (G), Notre Dame ..... 1928  
Markham, Dale (T), North Dakota ..... 1981  
Marotti, Lou (G), Toledo ..... 1943-45  
Marquardt, John (E), Illinois ..... 1921  
Marsh, Doug (TE), Michigan ..... 1980-86  
Marshall, Wilber (LB), Florida ..... 1994  
Martin, Caleb (T), Louisiana Tech ..... 1947  
Martin, Glen (B), Southern Illinois ..... 1932  
Martin, John (B), Oklahoma ..... 1941-44  
Mason, Joel (E), Western Michigan ..... 1939  
Massey, Robert (DB), North Carolina Central ..... 1991-93  
Masters, Walt (QB), Pennsylvania ..... 1943-44  
Matson, Ollie (RB), San Francisco ..... 1952-58  
Mauldin, Stan (T), Texas ..... 1946-48  
Maumalanga, Chris (DT), Kansas ..... 1995-96  
May, Bill (B), Louisiana State ..... 1937-38  
May, Chad (QB), Kansas State ..... 1996  
May, Mark (G/T), Pittsburgh ..... 1992-93  
Mayes, Tony (FS), Kentucky ..... 1987  
Maynard, Don (WR), Texas-El Paso ..... 1973  
Mays, Stafford (DE), Washington ..... 1980-86  
McAdoo, Derrick (RB), Baylor ..... 1987-88  
McAfee, Fred (RB), Mississippi College ..... 1994  
McBride, Adrian (WR), Missouri ..... 1987  
McBride, Charles (B), Washington State ..... 1936  
McBride, Oscar (TE), Notre Dame ..... 1995-96  
McCants, Keith (DE), Alabama ..... 1994-95  
McCarthy, John (B), St. Francis ..... 1944  
McCleskey, J.J. (DB), Tennessee ..... 1996-00  
McCombs, Tony (LB), Eastern Kentucky ..... 1997-98

McConkey, Phil (WR), Navy.....	1989
McCoy, Tony (DT), Florida.....	2000
McCullough, Andy (WR), Tennessee.....	1998-99
McCullough, Hugh (B), Oklahoma.....	1940-41
McCusker, Jim (T), Pittsburgh.....	1958
McDermott, Lloyd (T), Kentucky.....	1950-51
McDole, Roland (DE), Nebraska.....	1961
McDonald, Devon (LB), Notre Dame.....	1996
McDonald, Mike (LB), Catawba.....	1976
McDonald, Tim (SS), Southern California.....	1987-92
McDonnell, Mickey (B), None.....	1925-30
McDonough, Coley (B), Dayton.....	1939, '44
McDowell, John (T), St. John's (Minn.).....	1966
McEroy, Leeland (RB), Texas A&M.....	1996-97
McElwain, Bill (B), Northwestern.....	1924, '26
McFarland, Jim (E), Nebraska.....	1970-74
McGee, Bob (T), Santa Clara.....	1938
McGee, Dell (CB), Auburn.....	1996-98
McGee, Michael (G), Duke.....	1960-62
McGill, Eddie (TE), Western Carolina.....	1982-84
McGill, Mike (LB), Notre Dame.....	1971-72
McGraw, Mike (LB), Wyoming.....	1976
McHan, Lamar (QB), Arkansas.....	1954-58
McInerney, Arnie (C), Notre Dame.....	1920-27
McInnis, Hugh (E), Southern Mississippi.....	1960-62
McIntyre, Jeff (LB), Arizona State.....	1980
McIvor, Rick (QB), Texas.....	1984-85
McKenzie, Peggie (LB), Tennessee.....	1989
<b>McKinley, Dennis (FB), Mississippi State.....</b>	<b>1999-</b>
<b>McKinnon, Ronald (LB), North Alabama.....</b>	<b>1996-</b>
McMahon, Byron (G), Cornell.....	1923
McMahon, Jim (QB), Brigham Young.....	1994
McMillan, Ernie (T), Illinois.....	1961-74
McNally, Frank (C), St. Mary's (Calif.).....	1931-34
McNanie, Sean (DE), San Diego State.....	1988
McNulty, Paul (E), Notre Dame.....	1924-25
McPhee, Frank (E), Princeton.....	1955
McQuarters, Ed (DT), Oklahoma State.....	1965
McWilliams, Johnny (TE), Southern California.....	1996-99
Meggsey, Dave (LB), Syracuse.....	1963-69
Mehringer, Pete (T), Kansas.....	1934-36
Melinger, Steve (E), Kentucky.....	1961
Mennert, Dale (LB), Oklahoma State.....	1958-67
Melinkovich, M. (DE), Grays Harbor J.C. (Wash.).....	1965-66
Memmelaar, Dale (G), Wyoming.....	1960-61
Mergen, Mike (T), San Francisco.....	1952
Merkovskiy, Elmer (T), Pittsburgh.....	1944
Merritt, David (LB), North Carolina State.....	1993-95
Merz, Bernard (B), Iowa.....	1945
Mestnik, Frank (RB), Marquette.....	1960-61
Metcalfe, Eric (WR/KR), Texas.....	1998
Metcalf, Terry (RB), California State-Long Beach.....	1973-77
Method, Russ (B), None.....	1929
Mikulak, Mike (B), Oregon.....	1934-36
Miller, Jamir (LB), UCLA.....	1994-98
Miller, Milford (G), Chadron State.....	1936-37
Miller, Terry (LB), Illinois.....	1971-74
Mimbs, Robert (RB), Kansas.....	1988
Miniefield, Kevin (DB), Arizona State.....	1997
Mitchell, Roland (CB), Texas Tech.....	1988-89
Mitchell, Stump (RB), Citadel.....	1981-89
<b>Mitchell, Tywan (WR/TE), Minnesota State-Mankato.....</b>	<b>1999-</b>
Moe, Hal (B), Oregon State.....	1933
Mohardt, John (B), Notre Dame.....	1922-23
Monaco, Rob (C), Vanderbilt.....	1985
Monaco, Ron (LB), South Carolina.....	1986
Monahan, Regis (G), Ohio State.....	1939
Monfort, Avery (B), New Mexico.....	1941
Montgomery, Bill (B), Louisiana State.....	1946
Montgomery, Ralph (T), Centre.....	1923
Mooney, Jim (T), Georgetown.....	1935
Moore, Bill (B), Loyola (La.).....	1932
Moore, Brandon (T), Duke.....	1995
Moore, Derrick (RB), Northeastern State (Okla.).....	1996-97
Moore, Ricky (FB), Alabama.....	1988
Moore, Rob (WR), Syracuse.....	1995-2001
Moore, Ronald (RB), Pittsburg State (Kan.).....	1993-94, '97
Moran, Francis (B), Grinnell.....	1927
Morgan, Bob (T), Maryland.....	1954
Morris, Mike (G), Northeast Missouri State.....	1987-88
Morris, Wayne (RB), Southern Methodist.....	1976-83
Morrow, Bob (G), Illinois Wesleyan.....	1941-43
Morrow, John (G), Kearney State.....	1937-38
Moss, Eddie (RB), Southeast Missouri State.....	1973-76
Moten, Mike (DT), Florida.....	1998-99
Moynihan, Tim (C), Notre Dame.....	1932-33
Mueller, Bill (E), DePaul.....	1937
Mullen, Tom (G), Southwest Missouri State.....	1978
Mullen, Verne (E), Illinois.....	1927
Mulleneaux, Lee (C), Arizona.....	1938
Mulligan, Wayne (C), Clemson.....	1969-73
Mumford, Tony (RB), Penn State.....	1965
Murphy, Bill (G), Washington (Mo.).....	1940-41
Murphy, Jim (B), St. Thomas (Minn.).....	1928
Murphy, Tom (B), Arkansas.....	1934
Murrell, Adrian (RB), West Virginia.....	1996-99
Murrell, Bill (TE), Winston-Salem.....	1979
<b>N</b>	
Nagel, Ray (B), UCLA.....	1953
Nagel, Ross (T), St. Louis.....	1942
Nagler, Gern (E), Santa Clara.....	1953, '55-58
Neacy, Clem (E), Colgate.....	1928
Nedney, Joe (K), San Jose State.....	1987-99
Neill, Jim (B), Texas Tech.....	1939
Nells, Steve (LB), Minnesota.....	1974-80
Nelson, Lee (S), Florida State.....	1976-86
Nesbitt, Dick (B), Drake.....	1933
Nevers, Ernie (B), Stanford.....	1929-31
Neuman, Bob (E), Illinois Wesleyan.....	1934-36
Nichelini, Al (B), St. Mary's (Calif.).....	1935-36
Nichols, Ham (G), Rice.....	1947-49
Nisbet, Dave (E), Washington.....	1933
Nofsinger, Terry (QB), Utah.....	1965-66
Noga, Niko (LB), Hawaii.....	1984-88
Noga, Peter (LB), Hawaii.....	1987
Nolan, Dick (B), Maryland.....	1958
Nolan, Earl (T), Arizona.....	1937-38
Norman, Bob (C), None.....	1945
Norton, Jerry (DB), Southern Methodist.....	1959-61
Novacek, Jay (TE), Wyoming.....	1985-89
Nunn, Freddie Joe (DE), Mississippi.....	1985-93
Nussbaumer, Bob (B), Michigan.....	1949-50
<b>O</b>	
Gates, Brad (T), Brigham Young.....	1976-77, '79-80
Obeck, Vic (G), Springfield.....	1945
O'Brian, Dave (G), Boston College.....	1966-67
O'Connor, Dan (G), Georgetown.....	1920-24
O'Donoghue, Neil (K), Auburn.....	1980-85
Olahengaue, Tevita (TE), Brigham Young.....	2001
Ogden, Ray (FL), Alabama.....	1965-66
Ogle, Rick (LB), Colorado.....	1971
Oglesby, Cedric (K), South Carolina State.....	2001
Okoniewski, Steve (DT), Washington.....	1976
Oldham, Chris (DB), Oregon.....	1991, '92, '93-94
Olerich, Dave (LB), San Francisco.....	1969-70
Oliver, Clancy (CB), San Diego State.....	1973
Oliver, Vince (QB), Indiana.....	1945
Olson, Carl (T), UCLA.....	1942
Oliszewski, Johnny (B), California.....	1953-57
Osborne, Eldonta (LB), Louisiana Tech.....	1990
Osborne, Richard (TE), Texas A&M.....	1979
Otis, Jim (RB), Ohio State.....	1973-78
Ottis, Brad (DT), Wayne State (Neb.).....	1996-2000
Owens, Don (DT), Southern Mississippi.....	1960-63
Owens, Luke (DT), Kent State.....	1958-65
Owens, Mary (WR), San Diego State.....	1973

(All-Time Alphabetical Roster continued on page 244)

(All-Time Alphabetical Roster continued from page 243)

**P**

Palmer, Scott (DT), Texas.....1972  
Pancier, Don (QB), San Francisco.....1952  
Panfil, Kenneth (T), Purdue.....1960-62  
Pangle, Hal (B), Oregon State.....1935-38  
Pappio, Joe (B), Haskell.....1930  
Pardoner, Earl (B), Purdue.....1934-35  
Paremore, Bob (RB), Florida A&M.....1963-64  
Parish, Don (LB), Stanford.....1970-72  
Parker, Buddy (B), Centenary.....1937-43  
Parker, Joe (E), Texas.....1946-47  
Parlavocchio, Chet (LB), Penn State.....1983  
Parris, Gary (TE), Florida State.....1979-80  
Pasquale, Ron (G), Akron.....1987  
Pasquariello, Ralph (B), Villanova.....1951-52  
Pasquesi, Tony (T), Notre Dame.....1955-57  
Pate, Rupert (G), Wake Forest.....1940  
Patterson, Craig (DL), Brigham Young.....1991  
Patulski, Walt (DE), Notre Dame.....1977  
Paul, Tito (DB), Ohio State.....1995-97  
Pearson, Bert (C), Kansas State.....1935-36  
Peat, Todd (G), Northern Illinois.....1987-89  
Pellrey, Ray (E), Eastern Kentucky.....1952  
Perko, John (G), Minnesota.....1944  
Perrin, Benny (FS), Alabama.....1982-85  
Perry, Gerald (K), California.....1960-62  
Person, Ara (TE), Morgan State.....1972  
Peters, Forest (B), Illinois.....1932  
Peters, Volney (T), Southern California.....1952-53  
Peterson, Ken (B), Gonzaga.....1935  
Peterson, Todd (K), Georgia.....1994  
Petrovich, George (T), Texas.....1949-50  
Phillips, Reggie (CB), Southern Methodist.....1988  
Phillips, Rod (RB), Jackson State.....1979-80  
Philpott, Dean (B), Fresno State.....1958  
Pierce, Don (C), Kansas.....1943  
Pisarkiewicz, Steve (QB), Missouri.....1977-79  
Pittman Charlie, (RB), Penn State.....1970  
Pittman, Danny (WR), Wyoming.....1983-84  
Pittman, Michael (RB), Fresno State.....1998-2001  
Plasman, Dick (E), Vanderbilt.....1946-47  
**Player, Scott (P), Florida State.....1998-**  
**Plummer, Jake (QB), Arizona State.....1997-**  
Plummer, Tony (DB), Pacific.....1970  
Plunkett, Art (T), Nevada-Las Vegas.....1981-84  
Pollard, Bob (DE), Weber State.....1978-81  
Pololsky, Gordon (G), Tennessee.....1952-54  
Polstoft, Fran (E), Washington State.....1950-52  
Poole, Jim (E), Mississippi.....1945  
**Poole, Nathan (WR), Marshall.....2001-**  
Popa, Eli (B), Illinois.....1952  
Popovich, John (B), St. Vincent.....1944  
Popovich, Milt (B), Montana.....1938-42  
Pottfeiger, Earl (B), Ursinus.....1921  
Preston, John (SS), Central State (Okla.).....1987  
Price, Mitchell (DB), Tulane.....1992  
**Procell, Jarrett (DE), Louisiana Tech.....2001-**  
Proehl, Ricky (WR), Wake Forest.....1990-94  
Provost, Ted (DB), Ohio State.....1971  
Psaltis, Jim (B), Southern California.....1953, '55  
Puki, Craig (LB), Tennessee.....1982  
Pupils, Andy (B), Notre Dame.....1943  
Purdin, Cal (B), Tulsa.....1943  
Putman, Earl (C), Arizona State.....1957

**R**

Rabold, Michael (G), Indiana.....1960  
Radevic, Keith (C), Penn State.....1987  
Radford, Bruce (DE), Grambling.....1981  
Ralph, Dan (DT), Oregon.....1984-85  
Ramey, Jim (DE), Kentucky.....1979  
Ramsey, Garrard (G), William & Mary.....1946-51  
Ramsey, Knox (G), William & Mary.....1950-51  
Ramsey, Ray (B), Bradley.....1950-53  
Ramson, Eason (TE), Washington State.....1978  
Randle, Sonny (WR), Virginia.....1959-66  
Randolph, Clare (C), Indiana.....1930

Rankin, Walt (B), Texas Tech.....1941, '43, '45-47  
Ranspot, Keith (E), Southern Methodist.....1940  
Rashad, Ahmad (WR), Oregon.....1972-73  
Ravensburg, Bob (E), Indiana.....1948-49  
Reavas, Ken (S), Norfolk State.....1974-77  
Redmon, Anthony (G), Auburn.....1994-97  
Redmond, Thomas (DE), Vanderbilt.....1960-65  
Reed, Joe (B), Louisiana State.....1937, '39  
Reeves, Bryan (WR), Nevada.....1994-95  
Reeves, Walter (TE), Auburn.....1989-93  
Rexer, Freeman (E), Tulane.....1943, '45  
Reynolds, Bill (B), Mississippi.....1945  
Reynolds, Bob (T), Bowling Green.....1963-71, '73  
Reynolds, John (C), Baylor.....1937  
Reynolds, Mack (QB), Louisiana State.....1958-59  
Rhea, Floyd (G), Oregon.....1943  
**Rhinehart, Coby (DB), Southern Methodist.....1999-**  
Ribble, Loran (G), Hardin-Simmons.....1933  
Rice, Simeon (DE), Illinois.....1996-00  
Richards, Perry (E), Detroit.....1959-60  
Richardson, C.J. (DB), Miami (Fla.).....1995  
Richardson, John (DT), UCLA.....1972-73  
Riddle, Elston (DE), Nevada-Reno.....1990  
Risk, Ed (B), Purdue.....1932  
Risvold, Ray (B), St. Edwards (Tex.).....1927-28  
Rivers, Jamie (LB), Bowling Green.....1968-73  
Roach, John (QB), Southern Methodist.....1956, 59-60  
Roach, Rollin (B), Texas Christian.....1927  
Robb, Joe (DE), Texas Christian.....1961-67  
Robbins, John (B), Arkansas.....1938-39  
Robbins, James "Tootie" (T), East Carolina.....1982-91  
Roberts, Hal (P), Houston.....1974  
Robinson, Jack (T), Northeast Missouri State.....1936-37  
Robinson, Jeroy (LB), Texas A&M.....1990  
Robinson, Patrick (WR/KR), Tennessee State.....1994  
Robl, Hal (B), Wisconsin State-Oshkosh.....1945  
Robnett, Marshall (G), Texas A&M.....1943, '45  
Rogers, Glynn (G), Texas Christian.....1939  
Rogge, George (E), Iowa.....1931-33  
**Roland, Johnny (RB), Missouri.....1966-72**  
Rolle, Butch (H-B/TE), Michigan State.....1992-93  
Romanik, Steve (G), Villanova.....1953-54  
Rooney, Bill (C), None.....1929  
Rooney, Cobb (E), None.....1929-30  
Root, Jim (QB), Miami (O.).....1953, '56  
Rose, Gene (DB), Wisconsin.....1929-32  
Rosema, Rocky (LB), Michigan.....1968-71  
Rosenbach, Timm (QB), Washington State.....1989-92  
Rowe, Bob (DT), Western Michigan.....1967-75  
Roy, Frank (G), Utah.....1966  
Rozier, Bob (DE), California.....1979  
Rubio, Angel (DT), Southeast Missouri State.....1999  
Rucker, Keith (DT), Ohio Wesleyan.....1992-93  
Rucinski, Ed (E), Indiana.....1943-46  
Rudolph, Council (DE), Kentucky State.....1973-75  
Ruether, Mike (C), Texas.....1986-87  
Rundquist, Elmer (T), Illinois.....1922  
Rushing, Marion (LB), Southern Illinois.....1959, '62-65  
Russell, Doug (B), Kansas State.....1934-39  
**Rutledge, Johnny (LB), Florida.....1999-**  
Ryan, Bill (T), Fordham.....1924  
Rydzewski, Frank (T), Notre Dame.....1921

**S**

Sabados, Andy (G), Citadel.....1939-40  
Sacca, Tony (QB), Penn State.....1992-93  
Sachs, Len (E), Loyola (Ill.).....1920-23, '25  
Saddler, Rod (DT), Texas A&M.....1987-91  
Sagely, Floyd (E), Arkansas.....1957  
Samuels, Terry (TE), Kentucky.....1994-95  
**Sanders, Frank (WR), Auburn.....1995-**  
Sanders, Lonnie (DB), Michigan State.....1968-69  
Sandifer, Dan (B), Louisiana State.....1953  
Sanford, Leo (C), Louisiana Tech.....1951-57  
**Sanyika, Sekou (LB), California.....2000-**  
Sapp, Patrick (LB), Clemson.....1998-99  
Sarboe, Phil (B), Washington State.....1934-36  
Sargent, Broderick (RB), Baylor.....1986-87  
Sarringhaus, Paul (B), Ohio State.....1946

Sauls, Mac (DB), Southwest Texas State.....	1968-69	Smith, Vernice (G/T), Florida A&M.....	1989-92
Sauter, Cory (QB), Minnesota.....	1998	Smith, Wayne (CB), Purdue.....	1982-86
Scales, Hurlles (DB), North Texas State.....	1974	Smith, Wilfred (E), DePaul.....	1923-25
Scanlon, John (B), DePaul.....	1921	Snowden, Cal (CE), Indiana.....	1969-70
Scardine, Carmen (B), None.....	1932	Sortun, Rick (G), Washington.....	1964-69
Schillinger, Andy (WR), Miami (O.).....	1988-89	Southard, Tommy (WR), Furman.....	1978
Schliecher, Maury (LB), Penn State.....	1959	Spachman, Chris (DE), Nebraska.....	1988
Schmiesing, Joe (DE), New Mexico State.....	1968-71	Speegle, Cliff (C), Oklahoma.....	1945
Schmidt, George (E), Lewis.....	1953	Spence, Julian (B), Sam Houston State.....	1956
Schmitt, George (S), Delaware.....	1983	Spencer, Maurice (DB), North Carolina Central.....	1974
Schneidman, Herman (B), Iowa.....	1940	Spiller, Phil (DB), California State-Los Angeles.....	1967
Schroeder, Jay (QB), UCLA.....	1994	Spirks, Jack (G), Alcorn A&M.....	1953
Schubert, Eric (K), Pittsburgh.....	1966	Spradlin, Danny (LB), Tennessee.....	1985
Schultz, Eberlie (G), Oregon State.....	1944	Springsteen, Bill (E), Lehigh.....	1927-28
Schwall, Vic (B), Northwestern.....	1947-50	Stacy, William (DB), Mississippi State.....	1959-63
Schwartz, Don (DB), Washington State.....	1981	Staggis, Jeff (LB), San Diego State.....	1972-73
Schwartz, Elmer (B), Washington State.....	1932	Stallings, Larry (LB), Georgia Tech.....	1963-76
Schwenk, Wilson (B), Washington (Mo.).....	1942	Stallings, Robert (TE), Southern Mississippi.....	1986
Scott, Carlos (C), Texas-El Paso.....	1983-85	Stanley, Chad (P), Stephen F. Austin.....	2001
Scott, Ed (FS), Grambling.....	1987	<b>Starkey, Jason (C), Marshall.....</b>	<b>2000-</b>
Scott, Lance (C), Utah.....	1995-96	Staysniak, Joe (G), Ohio State.....	1996
Scott, Yusuf (G), Arizona.....	1999-2001	Stegert, Larry (RB), Texas A&M.....	1971
Scotts, Colin (DT), Hawaii.....	1987-88	Steger, Pete (B), None.....	1921
Seabron, Thomas (LB), Michigan.....	1980	Stein, Bill (C), Fordham.....	1927-28
Sears, Corey (DT), Mississippi State.....	1999-00	Steinbach, Larry (T), St. Thomas (Minn.).....	1931-33
Sears, Jim (DB), Southern California.....	1954, 57-58	Stennett, Fred (B), St. Mary's (Calif.).....	1932
Sebro, Bob (G), Southern California.....	1982	Stewart, Vaughan (C), Alabama.....	1943
Seibold, Champ (T), Wisconsin.....	1942	Stiel, Dave (WR), Portland State.....	1978-82
Selby, Rob (G), Auburn.....	1995-97	Stieve, Terry (G), Wisconsin.....	1978-84
Self, Clarence (B), Wisconsin.....	1949	Stokes, Lee (C), Centenary.....	1943
Semas, Bernie (B), Duquesne.....	1944	Stone, Ken (DB), Vanderbilt.....	1977-80
Seno, Frank (B), George Washington.....	1945-46	<b>Stone, Michael (CB), Memphis.....</b>	<b>2001-</b>
Sensibaugh, Mike (S), Ohio State.....	1972-77	Stonestier, Don (E), Northwestern.....	1951-56
Severson, Jeff (CB), Long Beach State.....	1976-77	Stoudt, Cliff (QB), Youngstown State.....	1986-88
Shanks, Simon (LB), Coahoma J.C. (Miss.).....	1995	Stovall, Jerry (DB), Louisiana State.....	1963-71
Sharpe, Luis (T), UCLA.....	1982-84, 85-94	Stowe, Tyrone (LB), Rutgers.....	1991-93
Shaw, Bob (E), Ohio State.....	1950	Strader, Norman "Red" (B), St. Mary's (Calif.).....	1927
Shaw, Dennis (QB), San Diego State.....	1974-75	Strausbaugh, Jim (B), Ohio State.....	1946
Shaw, Jesse (G), Southern California.....	1931	Stringer, Scott (DB), California.....	1974
Shaffer, Craig (LB), Indiana State.....	1982-84	Strofolino, Mike (LB), Villanova.....	1966-66
Shelby, Willie (RB), Alabama.....	1978	Stuessy, Mel (T), St. Edward's (Tex.).....	1926
Shelley, Dex (B), Texas.....	1932	Sugar, Leo (DE), Purdue.....	1960
<b>Shelton, L.J. (T), Eastern Michigan.....</b>	<b>1999-</b>	Suminski, Dave (G), Wisconsin.....	1953
Shenefelt, Paul (T), Manchester.....	1934-35	Summerrall, Pat (K/E), Arkansas.....	1953-57
<b>Shipp, Marcel (RB), Massachusetts.....</b>	<b>2001-</b>	Sutch, George (B), Temple.....	1946
Shirk, John (E), Oklahoma.....	1940	Svoboda, Bill (LB), Tulane.....	1950-53
Shivers, Roy (RB), Utah State.....	1966-72	Swann, Eric (DL), None.....	1991-99
Shook, Fred (C), Texas Christian.....	1941	Swanson, Eric (WR), Tennessee.....	1986
Shumann, Mike (WR), Florida State.....	1982-83	Swanson, Evar (E), Lombard.....	1925-27
Shy, Don (RB), San Diego State.....	1973	Swartz, Chris (QB), Morehead State.....	1994
Sikahema, Vai (RB/KR), Brigham Young.....	1986-90	Swider, Larry (P), Pittsburgh.....	1980
Sikora, Mike (G), Oregon.....	1952	Swinger, Rashod (DT), Rutgers.....	1997-2000
Silas, Sam (DT), Southern Illinois.....	1963-67	Swistowicz, Mike (B), Notre Dame.....	1950
Silvestri, Carl (DB), Wisconsin.....	1965	Symank, John (DB), Florida.....	1963
Simas, Bill (B), St. Mary's (Calif.).....	1932-33	Szot, Walt (T), Bucknell.....	1946-48
Simmons, Clyde (DE), Western Carolina.....	1994-95		
Simmons, Dave (LB), Georgia Tech.....	1965-66		
Simmons, John (C), Detroit.....	1951-56		
Simons, Keith (DT), Minnesota.....	1978-79	<b>Tanner, Barron (DT), Oklahoma.....</b>	<b>2000-</b>
Simpson, Carl (DE), Florida State.....	1998	Tant, Jay (TE), Northwestern.....	2000
Sims, Ken (CB), Iowa.....	1987	Tardis, Richard (LB), Georgia.....	1989
Sitko, Emil (B), Notre Dame.....	1951-52	Taylor, Jay (CB), San Jose State.....	1989-92
Siwek, Mike (DT), Western Michigan.....	1970	Taylor, Mike (T), Southern California.....	1973
Slater, Fred (T), Iowa.....	1926-31	Teeuws, Len (T), Tulane.....	1954-57
Sloan, Bonnie (DT), Austin Peay.....	1973	Terry, Ryan (RB), Iowa.....	1995-96
Sloan, Dwight (QB), Arkansas.....	1938	Tharpe, Larry (T), Tennessee State.....	1995
Sloan, Jessie (LB), Eastern Kentucky.....	1992	Thaxton, Jim (TE), Tennessee State.....	1978
Smith, Ben (DB), Georgia.....	1995-96	Thomas, Jim (G), Oklahoma.....	1939-40
Smith, Bill (E), Washington.....	1934-39	Thomas, Ralph (E), San Francisco.....	1952
Smith, Cedric (FB), Florida.....	1996-98	Thomas, Earl (WR), Houston.....	1974-75
Smith, Charles (B), Georgia.....	1947	Thompson, Anthony (RB), Indiana.....	1990-92
Smith, Dennis (TE), Utah.....	1990	Thompson, Harry (G), UCLA.....	1955
Smith, George (B), Villanova.....	1943	Thompson, Ken (WR), Utah State.....	1982-83
Smith, J.T. (WR), North Texas State.....	1985-90	Thompson, Norm (DB), Utah.....	1971-76
Smith, Jackie (E), Northwest Louisiana.....	1963-77	<b>Thompson, Ray (LB), Tennessee.....</b>	<b>2000-</b>
Smith, Lance (G), Louisiana State.....	1985-93	Thompson, Ricky (WR), Baylor.....	1982
Smith, Leonard (DB), McNeese State.....	1983-88	Thornon, Bill (RB), Nebraska.....	1963-65, 67
Smith, Mark (DT), Auburn.....	1997-00	Thornon, Bruce (DE), Illinois.....	1982
Smith, Russ (G), Illinois.....	1923	Thurbon, Bob (B), Pittsburgh.....	1944
Smith, Perry (DB), Colorado State.....	1977-79		

(All-Time Alphabetical Roster continued from page 245)

Thurman, Dennis (FS), Southern California.....1986  
Tilley, Pat (WR), Louisiana Tech.....1976-86  
Tillman, Pat (S), Arizona State.....1998-2001  
Times, Ken (DT), Southern.....1981  
Tinsley, Gaynell (E), Louisiana State.....1937-38, '40  
Tinsley, Jess (T), Louisiana State.....1929-33  
Tipton, Gregg (QB), Hawaii.....1987  
Tipton, Howard (B), Southern California.....1933-37  
Toibert, Jim (S), Lincoln (Mo.).....1973-75  
Tonelli, Mario (B), Notre Dame.....1940, '45  
Toogood, Charley (G), Nebraska.....1957  
Toscani, Frank (B), St. Mary's (Calif.).....1932  
**Tosi, Mao (DT), Idaho.....2000-**  
Towns, Robert (DB), Georgia.....1960  
Townsend, Curtis (LB), Arkansas.....1978  
Tracey, John (LB), Texas A&M.....1959-60  
Traynowicz, Mark (G), Nebraska.....1988, '89  
Tays, Jim (B), Penn State.....1925  
Triplett, Bill (RB), Miami (O.).....1962-63, '65-66  
Triplett, Wally (B), Penn State.....1952-53  
Trippi, Charley (B), Georgia.....1947-55  
Tripuca, Frank (QB), Notre Dame.....1950-52  
Tubbs, Jerry (LB), Oklahoma.....1957-58  
Tucker, Mark (C), Southern California.....1993-94  
Tupa, Tom (QB/P), Ohio State.....1988-91  
Turner, Herschel (G/T), Kentucky.....1964-65  
Turner, Marcus (DB), UCLA.....1989-91  
Tyler, Pete (B), Hardin-Simmons.....1937-38

**U**  
Uccovich, Mitch (T), San Jose State.....1945  
Ulinch, Charles (T), Illinois.....1954-58  
Underwood, John (G), None.....1929  
Upshaw, Marvin (DT), Trinity (Tex.).....1976  
Usher, Darryl (WR), Illinois.....1989

**V**  
**Vanden Bosch, Kyle (DE), Nebraska.....2001-**  
Vander Poel, Mark (T), Colorado.....1994  
Van Galder, Tim (QB), Iowa State.....1972-74  
Vanzo, Fred (B), Northwestern.....1941  
Vatterott, Charles (T), Southwest Texas State.....1987  
Vaughan, Charles (B), Tennessee.....1936  
Vesser, John (E), Idaho.....1927, '30-31  
Villa, Danny (C/G/T), Arizona State.....1992  
Vodicka, Joe (B), None.....1945  
Vokaty, Otto (B), Heidelberg.....1933  
Volok, Bill (G), Tulsa.....1934-39

**W**  
Wadsworth, Andre (DE), Florida State.....1998-00  
Wager, Clint (E), St. Mary's (Minn.).....1943, '45  
Wagstaff, Jim (B), Idaho State.....1959  
Wahler, Jim (DT), UCLA.....1989-92  
**Wakefield, Fred (DE), Illinois.....2001-**  
Walczak, Mark (TE), Arizona.....1988  
Waldron, Austin (G), Gonzaga.....1927  
Walker, Charles (DT/DE), Duke.....1964-72  
Walker, Darwin (DT), Tennessee.....1933  
Walker, Quentin (RB), Virginia.....1984-85  
Wallerstedt, Brett (LB), Arizona State.....1993  
Wallner, Fred (G), Notre Dame.....1951-52, '54-55  
Walz, Zack (LB), Dartmouth.....1998-2001  
Ware, Derek (TE), Central State (Okla.).....1992-94  
Washington, Chris (LB), Iowa State.....1990  
Washington, Eric (DB), Texas-El Paso.....1972-73  
Washington, Lionel (DB), Tulane.....1983-86  
Waters, Andre (S), Cheyney State.....1994  
Watford, Gerry (E), Alabama.....1953-54  
Watkins, Bob (B), Ohio State.....1958  
Wait, Walt (B), Miami (Fla.).....1945  
Weaver, Charles (G), Chicago.....1930  
Weber, Chuck (LB), West Chester State.....1956-58  
Wedel, Dick (G), Wake Forest.....1948  
Wehrli, Roger (CB), Missouri.....1969-82  
Weller, Ray (T), Nebraska.....1926-27  
Welter, Tom (G/T), Nebraska.....1987

Wendt, Ken (G), Marquette.....1932  
West, Jeff (P), Cincinnati.....1975  
West, Stan (G), Oklahoma.....1956-57  
West, William (DB), Oregon.....1980-81  
Whalen, Bill (T), None.....1920-24  
Wham, Tom (E), Furman.....1949-51  
Wheeler, Ernie (B), North Dakota State.....1939, '42  
Wheeler, Ted (G), West Texas State.....1967-68  
Whitaker, Bill (DB), Missouri.....1983-84  
White, Arthur (G), Alabama.....1940-41  
White, Paul (RB), Texas-El Paso.....1970-71  
White, Ray (LB), Syracuse.....1975-76  
Whitman, Laverne (B), Tulsa.....1951-53  
Wicks, Bob (WR), Utah State.....1972  
Widerquist, Chat (T), Washington & Jefferson.....1926-28  
Willard, Ken (RB), North Carolina.....1974  
Williams, Aeneas (CB), Southern.....1991-2000  
Williams, Bobby (DB), Central State (Okla.).....1966-67  
Williams, Clarence (RB), Michigan.....1999-2000  
Williams, Clyde (T), Southern.....1967-71  
Williams, Chris (UL), American International.....1991  
Williams, Dave (WR), Washington.....1967-71  
Williams, Eric (LB), Southern California.....1977-82  
Williams, Gerald (CB), Langston.....1980  
Williams, Herb (DB), Southern.....1981-82  
Williams, Jake (T), Texas Christian.....1929-33  
Williams, James (CB), Fresno State.....1994  
Williams, Kevin (WR), Miami (Fla.).....1997  
Williams, Rex (C), Texas Tech.....1940  
Williams, Jamie (TE), Nebraska.....1983  
Williams, Willie (T), Louisiana State.....1990-92  
Willingham, Larry (DB), Auburn.....1971-72, '76  
**Wilson, Adrian (DB), North Carolina State.....2001-**  
Wilson, Barnard (DT), Tennessee State.....1994-98  
Wilson, Bill (E), Gonzaga.....1935-37  
Wilson, Gordon (C), Texas Mines.....1942-43, '45  
Wilson, Kari (DE), Louisiana State.....1989  
**Wilson, Larry (S), Utah.....1960-72**  
Wilson, Mike (DB), Western Illinois.....1969  
Withrow, Cal (C), Kentucky.....1974  
Wolf, Joe (T/G), Boston College.....1989-97  
Wolley, Ron (RB), West Virginia.....1985-91  
Wood, Bob (T), Alabama.....1940  
Wood, Mike (P/K), Southeast Missouri State.....1978-79  
Woodshick, Tom (RB), West Virginia.....1972  
Woodruff, Jim (E), Pittsburgh.....1926  
**Woods, LeVar (LB), Iowa.....2001-**  
Woods, Abe (DB), Illinois.....1965-66  
Woosley, Rolly (DB), Boise State.....1978  
Word, Barry (RB), Virginia.....1994  
Wortman, Keith (G), Nebraska.....1976-81  
Wright, Charles (CB), Tulsa.....1987  
Wright, Nate (DB), San Diego State.....1969-70  
Wright, Steve (T), Alabama.....1972  
Wright, Willie (TE/H-B), Wyoming.....1992  
Wukits, Al (C), Duquesne.....1944  
Wyche, Sam (QB), Furman.....1976

**Y**  
Yablonski, Ventan (B), Columbia.....1948-51  
Yankowski, Ron (DE), Kansas State.....1971-76  
Yarr, Tom (C), Notre Dame.....2000  
Yelsley, Don (E), None.....1927-28  
Young, Bob (G), Howard Payne.....1972-79  
Young, Lonnie (FS), Michigan State.....1985-90  
**Young, Michael (LB), Illinois.....2001-**  
Younger, Jordan (DB), Connecticut.....2000

# All-Time Numerical Roster

## 1

Driscoll, John "Paddy" (B), Northwestern.....	1920-25
Oglesby, Cedric (K), South Carolina State.....	2001
Stein, Bill (C), Fordham.....	1927-28

## 2

Dunn, Joe (B), Marquette.....	1925-26
Furrer, Will (QB), Virginia Tech.....	1993
Jones, Ben (B), Grove City.....	1927-28
Mohardt, John (B), Notre Dame (also wore #15).....	1922-23
Peterson, Todd (K), Georgia.....	1994
Trippi, Charley (B), Georgia (also wore #62).....	1947-55
Zoia, Clyde (G), Notre Dame (also wore #8).....	1920-23

## 3

Butler, Kevin (K), Georgia.....	1996-97
Butts, Ed (B), Chico State (also wore #17).....	1929
Erickson, Hal (B), Washington & Jefferson.....	1925-28
Gambrell, Billy (E), South Carolina.....	1963-67
Guglielmi, Ralph (QB), Notre Dame.....	1961
Izo, George (QB), Notre Dame.....	1960
King, Andy (B), West Virginia.....	1923-24
Klumb, John (E), Washington State (also wore #56).....	1939-40
Lange, Jim (E), Montana State.....	1929
Rosenbach, Timm (QB), Washington State.....	1989-92
Scanlon, John (B), DePaul.....	1921

## 4

Anderson, Ed (E), Notre Dame (also wore #16, 22).....	1922-25
Barry, Norm (B), Notre Dame.....	1921
Levy, Chuck (WR/RB/KR), Arizona.....	1994-95
Mahoney, Ike (B), Craighton.....	1925-28, '31
McGee, Bob (T), Santa Clara.....	1938
Reed, Joe (B), Louisiana State (also wore #16, 19).....	1937, '39
Tays, Jim (B), Penn State.....	1925

## 5

Davis, Greg (K), Citadel.....	1991-96
Gillies, Fred (T), Cornell (also wore #10, 11).....	1920-28
Hogebom, Gary (QB), Central Michigan.....	1989
Hurlbut, John (G), Chicago.....	1924-25
Koehler, Bob (G), Northwestern (also wore #14, 18, 19).....	1921-26
LaRosa, Paul (E), None.....	1920-21
May, Chad (QB), Kansas State.....	1996
Mitchell, Tywan (WR/TE), Minn. St.-Mankato (also wore #83).....	1999-
Risvold, Ray (B), St. Edwards (Tex.).....	1927-28

## 6

Bryan, Jon (B), Chicago.....	1922
Crangle, John (B), Illinois.....	1923
Halstrom, Bernie (B), Illinois.....	1920-21
Hill, Don (B), Stanford.....	1929
Illman, Ed (B), Montana.....	1928
Lamb, Rod (B), Lombard.....	1926-27, '33
Nedney, Joe (K), San Jose State.....	1997-99
Ranspot, Keith (E), Southern Methodist.....	1940
Wedel, Dick (G), Wake Forest.....	1948

## 7

Angsman, Elmer (B), Notre Dame.....	1946-52
Arterburn, Elmer (B), Texas Tech.....	1954
Beuerlein, Steve (QB), Notre Dame.....	1993-94
Dawell, Bill (E), Southern Methodist (also wore #41).....	1940-41, 45-49
Egan, Dick (E), Wilmington (also wore #9).....	1920-23
Esiason, Boomer (QB), Maryland.....	1996
<b>Gramatica, Bill (K), South Florida.....</b>	<b>2001-</b>
Grant, Hugh (B), St. Mary's (Calif.).....	1928
Hall, John (B), Texas Christian (also wore #77).....	1940-41, 43

Hogan, Tom (T), Detroit.....	1926
Ivy, Frank (Pop.) (E), Oklahoma (also wore #42, 51).....	1940-42, 45-47
Johnson, Ray (B), Denver.....	1940
Kupp, Craig (QB), Pacific Lutheran.....	1991
Leggett, Dave (B), Ohio State.....	1955
Marchbroda, Ted (QB), Detroit.....	1957
Nagel, Ray (B), UCLA.....	1953
Nagel, Ross (T), St. Louis.....	1942
Sachs, Len (E), Loyola (Ill.) (also wore #22).....	1920-23, 25
Strader, Norman "Red" (B), St. Mary's (Calif.).....	1927
Towns, Robert (DB), Georgia.....	1960

## 8 (Retired)

Lawrence, Jim (B), Texas Christian (also wore #11, 30).....	1936-39
McHan, Lamar (QB), Arkansas.....	1954-58
McMahon, Byron (G), Cornell.....	1923
Tripucka, Frank (QB), Notre Dame.....	1950-52
<b>Wilson, Larry (S), Utah (honored with number retirement).....</b>	<b>1960-72</b>
Zoia, Clyde (G), Notre Dame (also wore #2).....	1920-23

## 9

Bucklin, Tom (B), Idaho.....	1927
Cowhig, Jerry (B), Notre Dame.....	1950
Egan, Dick (E), Wilmington (also wore #7).....	1920-23
Foster, Ralph (T), Oklahoma A&M (also wore #60, 64, 77).....	1945-46
Keenan, Sean (QB), Williams (Mass.).....	2000
McMahon, Jim (QB), Brigham Young.....	1994
Method, Russ (B), None.....	1923
Pancieri, Don (QB), San Francisco.....	1952
Sauter, Cory (QB), Minnesota.....	1998

## 10

Atkinson, Jess (K), Maryland.....	1985
Beathard, Pete (QB), Southern California.....	1970-71
Buckeye, Garland (T), None (also wore #14).....	1920-24
Claypool, Ralph (C), Purdue (also wore #30).....	1925-26, 28
Donckers, Bill (QB), San Diego State.....	1976-77
Feagles, Jeff (P), Miami (Fla.).....	1994-97
Fisher, Ev (B), Santa Clara (also wore #40).....	1938-39
Garza, Sammy (QB), Texas-EI Paso.....	1987
Gelbaugh, Stan (QB), Maryland.....	1991
Gillies, Fred (T), Cornell (also wore #5, 11).....	1920-28
Lee, John (K), UCLA.....	1986
McInerney, Arnie (C), Notre Dame (also wore #11, 12).....	1920-27
<b>Player, Scott (P), Florida State.....</b>	<b>1998-</b>
Swider, Larry (P), Pittsburgh.....	1980
Vesser, John (E), Idaho (also wore #28, 36).....	1927, '30-31
Zontini, Lou (B), Notre Dame.....	1940-41

## 11

Agee, Sam (B), Vanderbilt.....	1938-39
Banonis, Vince (C), Detroit (also wore #32).....	1942, 46-50
Bojovic, Novo (K), Central Michigan.....	1985
Bonner, Sherrick (QB), California State-Northridge.....	1999
Bulger, Chet (T), Auburn (also wore #70, 73).....	1942-43, 45-49
Elkins, Falt (B), Marshall.....	1939
Francis, Gene (B), Chicago.....	1926
Gillies, Fred (T), Cornell (also wore #5, 10).....	1920-28
<b>Gilmore, Bryan (WR), Midwestern (Tex.) St. (also wore #86).....</b>	<b>2000-</b>
Graham, Kent (QB), Ohio State.....	1996-97
Hock, John (T), Santa Clara.....	1950
Horne, Greg (P), Arkansas.....	1987-88
Humphrey, Buddy (QB), Baylor.....	1963-65
Joyce, Don (T), Tulane (also wore #71).....	1951-53
Lawrence, Jim (B), Texas Christian (also wore #8, 30).....	1936-39
McInerney, Arnie (C), Notre Dame (also wore #10, 12).....	1920-27
Moynihan, Tim (C), Notre Dame (also wore #40).....	1932-33
Nevers, Ernie (B), Stanford (also wore #44).....	1929-31

(All-Time Numerical Roster continued on page 248)

(All-Time Numerical Roster continued from page 247)

O'Donoghue, Neil (K), Auburn.....1980-85  
Purdin, Cal (B), Tulsa.....1929-43  
Rooney, Bill (C), None.....1929  
Rundquist, Elmer (T), Illinois.....1922  
Schroeder, Jay (OB), UCLA.....1994  
Schubert, Eric (K), Pittsburgh.....1986  
Shaw, Dennis (OB), San Diego State.....1974-75  
Tinsley, Gaynell (E), Louisiana State (also wore #31, 49).....1937-38, 40  
Weller, Ray (T), Nebraska.....1926-27  
Widerquist, Chet (T), Washington & Jefferson.....1926-26

12

Braidwood, Charles (E), Tennessee-Chattanooga.....1932  
Brunner, Scott (OB), Delaware.....1985  
Carpenter, Chad (WR), Washington State.....1997-99  
Carrell, Duane (P), Florida State.....1977  
Davidson, Joe (G), Colgate.....1928  
Johnson, Charley (OB), New Mexico State.....1961-69  
Kassel, Charles (E), Illinois (also wore #43).....1929-33  
Keithley, Gary (OB), Texas-El Paso.....1973-75  
Larson, Paul (OB), California.....1957  
Leonard, John (T), Indiana (also wore #19).....1922-23  
Little, Steve (P/K), Arkansas.....1978-80  
Mackey, Kyle (OB), East Texas State.....1984  
McInerney, Arnie (C), Notre Dame (also wore #10, 11).....1920-27  
Murphy, Bill (G), Washington (Mo.) (also wore #25).....1940-41  
Nisbet, Dave (E), Washington.....1933  
Pardoner, Earl (B), Purdue.....1934-35  
Roach, John (OB), Southern Methodist.....1956, 59-60  
Romanik, Steve (G), Villanova.....1953-54  
Russell, Doug (B), Kansas State (also wore #32, 33).....1934-39  
Swanson, Evar (E), Lombard.....1925-27  
Stanley, Chad (P), Stephen F. Austin.....2001  
Tipton, Gregg (OB), Hawaii.....1987  
Tyler, Pete (B), Hardin-Simmons.....1937-38  
Vaughan, Charles (B), Tennessee.....1936  
Vokaty, Otto (B), Heidelberg.....1933  
Zelencik, Frank (T), Oglethorpe.....1939

13

Chamberlin, Guy (C), Nebraska.....1927  
Crowder, Earl (B), Oklahoma.....1939  
Gallery, Jim (K), Minnesota.....1987  
Jacke, Chris (K), Texas-El Paso.....1988-99  
Maynard, Don (WR), Texas-El Paso.....1973

14

Buckeye, Garland (T), None (also wore #10).....1920-24  
Cater, Greg (P), Tennessee-Chattanooga.....1986-87  
Cherry, Ed (B), Hardin-Simmons.....1938-39  
Cuff, Ward (B), Marquette.....1946  
Drake, Kevin (WR), Alabama-Birmingham.....1998  
Etcheverry, Sam (OB), Denver.....1961-62  
Foltz, Art (B), Chicago (also wore #17).....1923-25  
Greisen, Chris (OB), Northwest Missouri State.....1999-  
Koehler, Bob (G), Northwestern (also wore #5, 18, 19).....1921-26  
Loyd, Mike (OB), Missouri Southern State.....1979-80  
Madden, Lloyd (B), Colorado Mines.....1940  
Marelli, Ray (G), Notre Dame.....1928  
Marquardt, John (E), Illinois.....1921  
McIvor, Rick (OB), Texas.....1984-85  
Nofsinger, Terry (OB), Utah.....1965-66  
Roberts, Hal (P), Houston.....1974  
Slater, Fred (T), Iowa (also wore #47, 91).....1926-31  
Williams, Kevin (WR), Miami (Fla.) (also wore #84).....1997

15

Blanchard, Cary (K), Oklahoma State.....2000-01  
Blumer, Herb (E), Missouri (also wore #17, 20).....1925-30, 33  
Bruckner, Les (B), Michigan State.....1945  
Case, Stoney (OB), New Mexico.....1995-98  
Christman, Paul (OB), Missouri (also wore #44).....1945-49  
Cuozzo, Gary (OB), Virginia.....1972  
Curran, Harry (B), Boston College.....1920-21  
Curzon, Harry (B), None.....1928

Houghton, Jerry (T), Washington State.....1951  
Lomax, Neil (OB), Portland State.....1981-89  
Mohardt, John (B), Notre Dame (also wore #2).....1922-23  
Parker, Buddy (B), Centenary.....1937-43  
Pisarkiewicz, Steve (OB), Missouri.....1977-79  
Springsteen, Bill (E), Lehigh (also wore #18).....1927-28  
Wyche, Sam (OB), Furman.....1976  
Zimny, Bob (T), Indiana (also wore #63).....1945-49

16

Adams, Henry (C), Pittsburgh.....1939  
Anderson, Ed (E), Notre Dame (also wore #4, 22).....1922-25  
Austin, Kent (OB), Mississippi.....1986  
Brennan, Willis (T), None (also wore #18, 19).....1920-27  
Buck, Mike (OB), Maine.....1995  
Camarillo, Rich (P), Washington.....1989-93  
Erickson, Mickey (C), Northwestern.....1930-31  
Hill, King (OB), Rice.....1960-69  
Knight, Charles (C), None.....1920-21  
Lisch, Rusty (OB), Notre Dame.....1980-84  
Plasman, Dick (E), Vanderbilt.....1946-47  
Plummer, Jake (OB), Arizona State.....1997-  
Van Galder, Tim (OB), Iowa State.....1972-74

17

Arapostathis, Evan (P/K), Eastern Illinois.....1986  
Blumer, Herb (E), Missouri (also wore #15, 20).....1925-30, 33  
Brown, Dave (OB), Duke.....1998-2001  
Butts, Ed (B), Chico State (also wore #3).....1929  
Chandler, Chris (OB), Washington.....1991-93  
Compton, Ogden (OB), Hardin-Simmons.....1955  
Del Greco, Al (K), Auburn.....1987-90  
Folz, Art (B), Chicago (also wore #14).....1923-25  
Hanlon, Bob (B), Loras.....1948  
Hart, Jim (OB), Southern Illinois.....1966-83  
Krieg, Dave (OB), Milton.....1995  
Kuharich, Joe (G), Notre Dame (also wore #88).....1940-41, '45  
Larson, Fred (C), Notre Dame.....1929  
Lauro, Lin (B), Pittsburgh.....1951  
Mason, Joel (E), Western Michigan.....1939  
Merkovsky, Elmer (T), Pittsburgh.....1944  
Montgomery, Ralph (T), Centre.....1923  
Nolan, Earl (T), Arizona.....1937-38  
Randolph, Clare (C), Indiana.....1930  
Rexer, Freeman (E), Tulane (also wore #62, 63).....1943, '45  
Reynolds, Mack (OB), Louisiana State.....1958-59  
Root, Jim (OB), Miami (O.).....1953, 56  
Rydzewski, Frank (T), Notre Dame.....1921  
Schneidman, Herman (B), Iowa.....1940  
Swartz, Chris (OB), Morehead State.....1994  
Waldron, Austin (G), Gonzaga.....1927

18

Albert, Sergio (K), U.S. International.....1974  
Babarsky, Al (T), Fordham (also wore #24, 46).....1938-39, 41-42  
Birdsong, Carl (P), Southwestern Oklahoma State.....1981-85  
Brennan, Willis (T), None (also wore #16, 19).....1920-27  
Currian, Don (E), Boston College (also wore #54).....1943  
Ellis, Walt (T), Detroit.....1926-27  
Gainor, Charles (E), North Dakota.....1939  
Harmon, Ham (C), Tulsa.....1937  
Holm, Bernie (B), Alabama.....1932  
Hughes, Bernie (C), Oregon.....1934-36  
Jackson, John (WR), Southern California (also wore #80).....1990-92  
Kiesling, Walt (G), St. Thomas (Minn.) (also wore #19, 49).....1929-33  
Kiley, Roger (E), Notre Dame.....1923  
Koehler, Bob (G), Northwestern (also wore #5, 14, 18, 19).....1921-26  
Knox, Kevin (WR), Florida State (also wore #82).....1984  
Larson, Lou (B), None.....1929  
Manges, Mark (OB), Maryland.....1978  
McCullough, Andy (WR), Tennessee.....1998-99  
Moe, Hal (B), Oregon State.....1933  
Mulleneaux, Lee (C), Arizona.....1938  
Petrovich, George (T), Texas.....1949-50  
Schwarz, Elmer (B), Washington State.....1932  
Springsteen, Bill (E), Lehigh (also wore #15).....1927-28  
Stoudt, Cliff (OB), Youngstown State.....1986-88  
Wallner, Fred (G), Notre Dame (also wore #61, 68).....1951-52, '54-55

## 19

Brennan, Willis (T), None (also wore #16, 18).....	1920-27
Halloran, Shawn (QB), Boston College.....	1987
<b>Jenkins, MarTay (WR), Nebraska-Omaha (also wore #82).....</b>	<b>1999-</b>
Kiesling, Walt (G), St. Thomas (Minn.) (also wore #18, 49).....	1929-33
Killiker, Lyons (G), None.....	1928
Koehler, Bob (G), Northwestern (also wore #5, 14, 18, 18).....	1921-26
Leonard, John (T), Indiana (also wore #12).....	1922-23
Lillard, Joe (B), Oregon State.....	1932-33
May, Bill (B), Louisiana State.....	1937-38
Mehninger, Pete (T), Kansas (also wore #23).....	1934-36
Murphy, Jim (B), St. Thomas (Minn.).....	1928
<b>Poole, Nathan (WR), Marshall.....</b>	<b>2001-</b>
Reed, Joe (B), Louisiana State (also wore #4, 16).....	1937, '39
Rucinski, Ed (E), Indiana (also wore #51).....	1943-46
Sacca, Tony (QB), Penn State.....	1992-93
Smith, Charles (B), Georgia.....	1947
Spiller, Phil (DB), California State-Los Angeles.....	1967
Tupa, Tom (QB/P), Ohio State.....	1988-91
Underwood, John (G), None.....	1929
Williams, Jake (T), Texas Christian (also wore #42).....	1929-33
Wood, Mike (P/K), Southeast Missouri State.....	1978-79

## 20

Auer, Howard (T), Michigan.....	1933
Bailey, Claron "Monk" (DB), Utah.....	1964-65
Bailey, Johnny (RB/KR), Texas A&M.....	1992-93
Barber, Mike (WR), Marshall.....	1989
Barnes, Mike (DB), Texas-Arlington.....	1967-68
Bell Gordon (RB), Michigan.....	1978-79
Blumer, Herb (E), Missouri (also wore #15, 17).....	1925-30, '33
Chappell, Leon (G), None.....	1920-21
Coffee, Jim (B), Louisiana State.....	1937-38
Cross, Bill (B), West Texas State.....	1951-53
Curtis, Travis (FS), West Virginia.....	1987-88
Farr, Miller (DB), Wichita State.....	1970-72
Goble, Les (B), Alfred.....	1954-55
Hall, Ken (RB), Texas A&M.....	1958, '61
Kenneally, George (G), St. Bonaventure.....	1930
Lewis, Woodley (B), Oregon.....	1956-59
Moore, Ronald (RB), Pittsburg State (Kan.) (also wore #30).....	1993-94, '97
Neuman, Bob (E), Illinois Wesleyan.....	1934-36
Oliver, Clancy (CB), San Diego State.....	1973
Ramsey, Garrard (G), William & Mary.....	1946-51
Robl, Hal (B), Wisconsin State-Oshkosh.....	1945
Sensibaugh, Mike (S), Ohio State.....	1972-77
Vodicka, Joe (B), None.....	1945
Waters, Andre (S), Cheyney State.....	1994
Willard, Ken (RB), North Carolina.....	1974

## 21

Beal, Norm (DB), Missouri.....	1962
Blackwell, Hal (B), South Carolina.....	1945
Bohlmann, Frank (G), Marquette.....	1942
Campbell, Bill (G), Oklahoma (also wore #53).....	1945-49
Davis, Cedric (CB), Tennessee State.....	1995
Davis, Dexter (DB), Clemson (also wore #48).....	1991-93
Dowling, Pat (E), DePaul.....	1929
Eaton, Tracey (S), Portland State.....	1990
Greene, Ed (E), Loyola (Ill.).....	1926-27
Hardy, Jim (B), Southern California (also wore #22, 24).....	1949-51
<b>Hill, Renaldo (CB), Michigan State (also wore #45).....</b>	<b>2001-</b>
Horsmann, Roy (B), Purdue (also wore #42).....	1934
Jackson, Mark (CB), Abilene Christian.....	1987
Johnson, Al (B), Kentucky.....	1939-41
Keane, Tom (B), West Virginia.....	1955
Kingery, Ellsworth (B), Tulane.....	1954
Mallay, Les (B), Loyola (Ill.).....	1931-33
Metcalf, Eric (WR/KR), Texas.....	1998
Metcalf, Terry (RB), California State-Long Beach.....	1973-77
Miniefield, Kevin (DB), Arizona State.....	1997
Pangle, Hal (B), Oregon State.....	1935-38
Robnett, Marshall (G), Texas A&M (also wore #43).....	1943, '45
Sandifer, Dan (B), Louisiana State.....	1953
Sears, Jim (DB), Southern California.....	1954, '57-58
Smith, Wilfred (E), DePaul.....	1923-25

Stief, Dave (WR), Portland State (also wore #84).....	1978-82
Stovall, Jerry (DB), Louisiana State.....	1963-71
Tinsley, Jess (T), Louisiana State (also wore #31).....	1929-30
Whitman, Laverne (B), Tulsa.....	1951-53
Williams, Clarence (RB), Michigan.....	1999-2000
Williams, James (CB), Fresno State.....	1994
Yeisley, Don (E), None.....	1927-28

## 22

Anderson, Ed (E), Notre Dame (also wore #4, 16).....	1922-25
Baker, Conway (T), Centenary.....	1936-43, '45
Burl, Alex (B), Colorado A&M.....	1956
Duerson, Dave (DB), Notre Dame.....	1991-93
Gault, Prentice (RB), Oklahoma.....	1961-67
Gehrke, Fred (B), Utah.....	1950
Gordon, Lou (T), Illinois.....	1930-35
Hardy, Jim (B), Southern California (also wore #21, 24).....	1949-51
Higgs, Mark (RB), Kentucky.....	1994-95
Jackson, Charley (B), Southern Methodist.....	1958
Kay, Bill (DB), Purdue.....	1984
Knight, Tom (CB), Iowa (also wore #24).....	1997-2001
Mallout, Ray (B), Southern Methodist (also wore #78, 98).....	1941, '46-48
Sachs, Len (E), Loyola (Ill.) (also wore #7).....	1920-23, '25
Wehrli, Roger (CB), Missouri.....	1959-82
<b>Wilson, Adrian (DB), North Carolina State.....</b>	<b>2001-</b>

## 23

Blazine, Tony (T), Illinois Wesleyan.....	1935-40
Bradford, Ronnie (CB), Colorado.....	1996
Butler, John (B), Tennessee.....	1944
Clement, John (B), Southern Methodist.....	1941
Granger, Charles (GT), Southern.....	1961
Hearst, Garrison (RB), Georgia.....	1993-95
McGee, Dell (CB), Auburn (also wore #24).....	1996-98
Mehring, Pete (T), Kansas (also wore #19).....	1934-36
Paremore, Bob (RB), Florida A&M.....	1963-64
Perrin, Benny (FS), Alabama.....	1982-85
<b>Rhinehart, Coby (DB), Southern Methodist.....</b>	<b>1999-</b>
<b>Roland, Johnny (RB), Missouri.....</b>	<b>1966-72</b>
Scott, Ed (FS), Grambling.....	1987
Speegle, Cliff (C), Oklahoma (also wore #64).....	1945
Stone, Ken (DB), Vanderbilt.....	1977-80
Thurman, Dennis (FS), Southern California.....	1986
Turner, Marcus (DB), UCLA.....	1989-91
Whalen, Bill (T), None.....	1920-24

## 24

Babatsky, Al (T), Fordham (also wore #18, 46).....	1938-39, '41-42
Baker, Roy (B), Southern California.....	1929-30
Bates, Mario (RB), Arizona State.....	1998-99
Brosky, Al (B), Illinois.....	1954
Brown, Terry (DB), Oklahoma State.....	1969-70
Carr, Jim (B), Morris Harvey.....	1955, '57
Cochran, John (B), Wake Forest.....	1947-50
Collins, Paul (B), Missouri.....	1945
Creighton, Milan (E), Arkansas (also wore #25).....	1931-37
Currie, Herschel (DB), Oregon State.....	1994
Hardy, Jim (B), Southern California (also wore #21, 22).....	1949-51
Hunter, Patrick (CB), Nevada.....	1995
Hust, Al (E), Tennessee.....	1946
Kellogg, Clarence (B) St. Mary's (Calif.).....	1936
Knight, Tom (CB), Iowa (also wore #22).....	1997-2001
Kuzman, John (T), Fordham.....	1941
McCarthy, John (B), St. Francis.....	1944
McGee, Dell (CB), Auburn (also wore #23).....	1996-98
Morris, Wayne (RB), Southern Methodist.....	1976-83
O'Connor, Dan (G), Georgetown.....	1920-24
Olson, Carl (T), UCLA.....	1942
Patrick, Frank (B), Pittsburgh.....	1938-39
Psaltis, Jim (B), Southern California.....	1953, '55
Reynolds, John (C), Baylor.....	1937
Sitko, Emil (B), Notre Dame.....	1951-52
Stacy, William (DB), Mississippi State.....	1959-63
Watkins, Bob (B), Ohio State.....	1958
Wolffey, Ron (RB), West Virginia.....	1985-91

(All-Time Numerical Roster continued on page 250)

(All-Time Numerical Roster continued from page 249)

25

Bakken, Jim (K), Wisconsin ..... 1952-78  
Belden, Charles (B), St. Mary's (Calif.) (also wore #39) ..... 1929-31  
Blair, Stanley (CB), Southeastern Oklahoma State ..... 1990  
Blount, Eric (RB/KR), North Carolina ..... 1992-93  
Brooks, Carlos (DB), Bowling Green ..... 1995  
Chavous, Corey (DB), Vanderbilt ..... 1998-2001  
Clark, Beryl (B), Oklahoma ..... 1940  
Creighton, Milan (E), Arkansas (also wore #24) ..... 1931-37  
Dowell, Gwyn (B), Texas Tech ..... 1935-36  
Eckl, Bob (T), Wisconsin (also wore #46) ..... 1945  
Green, Roy (DB/WR), Henderson State (also wore #81) ..... 1979-90  
Greene, Frank (B), Tulsa ..... 1934  
Higgins Jim (G), Trinity Texas ..... 1941  
Koken, Mike (B), Notre Dame ..... 1933  
Krejci, Joe (E), Peru State (Ind.) ..... 1934  
McAfee, Fred (RB), Mississippi College ..... 1994  
Mitchell, Roland (CB), Texas Tech ..... 1988-89  
Moore, Bill (B), Loyola (La.) ..... 1932  
Murphy, Bill (G), Washington (Mo.) (also wore #12) ..... 1940-41  
Neill, Jim (B), Texas Tech ..... 1939  
Nolan, Dick (B), Maryland ..... 1958  
Norton, Jerry (DB), Southern Methodist ..... 1959-61  
Schilling, Andy (WR), Miami (O.) ..... 1988-89  
Sims, Ken (CB), Iowa ..... 1987

26

Apoiskis, Ray (T), Marquette (also wore #69, 75) ..... 1941-42, 45-50  
Bogue, George (B), Stanford ..... 1930  
Brown, J.B. (DB), Maryland ..... 1938  
Cecil, Chuck (FS), Arizona ..... 1993  
Colbert, Rondo (DB), Lamar ..... 1977  
Cook, Dave (B), Illinois ..... 1934-36  
Crump, Dwayne (DB), Fresno State ..... 1973-75  
Dougherty, Phil (C), Santa Clara ..... 1938  
Downs, Michael (FS), Rice ..... 1989  
Field, Amod (WR), Montclair State ..... 1990-91  
Fisher, Mike (WR), Baylor ..... 1981  
Handler, Phil (G), Texas Christian (also wore #32, 46) ..... 1930-35  
Heidel, Jimmy (DB), Mississippi ..... 1986  
Hultz, George (DT), Southern Mississippi ..... 1962  
**Jones, Thomas (RB), Virginia ..... 2000-**  
Jones, Tony (DB), Syracuse (also wore #37) ..... 1995  
Latourette, Chuck (DB/P), Rice ..... 1967-68, 70-71  
Ledbetter, Homer (B), Arkansas ..... 1932-33  
Lott, Thomas (RB), Oklahoma ..... 1979  
Lyles, Lester (FS), Virginia ..... 1988  
Miller, Milford (G), Chadron State ..... 1936-37  
Price, Mitchell (DB), Tulane ..... 1992  
Schmitt, George (S), Delaware ..... 1983  
Smith, Ben (DB), Georgia ..... 1995-96  
Smith, George (B), Villanova ..... 1943  
Steinbach, Larry (T), St. Thomas (Minn.) ..... 1931-33

27

Allen, Carl (DB), Southern Mississippi ..... 1977-82  
Diehl, Charles (G), Idaho ..... 1930-31  
Dugan, Len (C), Wichita (also wore #46, 48) ..... 1937-39  
Howard, Ty (CB), Ohio State (also wore #29) ..... 1997-98  
Johnson, Gregory (SS), Oklahoma State ..... 1987  
Lokanc, Joe (G), Northwestern ..... 1941  
Martin, Glen (B), Southern Illinois ..... 1932  
Mayes, Tony (FS), Kentucky ..... 1987  
Moss, Eddie (RB), Southeast Missouri State ..... 1973-76  
Oldham, Chris (DB), Oregon ..... 1991, '92, '93-94  
Paul, Tito (DB), Ohio State ..... 1995-97  
Shivers, Roy (RB), Utah State ..... 1966-72  
Taylor, Jay (CB), San Jose State ..... 1969-92  
Tipton, Howard (B), Southern California (also wore #34) ..... 1933-37

28

Bennett, Tommy (S), UCLA ..... 1996-2000  
Berry, Gil (B), Illinois ..... 1935  
Bonelli, Ernie (B), Pittsburgh ..... 1945

250

Carter, Ross (G), Oregon ..... 1936-39  
Ciccione, Ben (C), Duquesne ..... 1942  
Evans, Dick (E), Iowa (also wore #35) ..... 1940-43  
Farmer, Ted (RB), Oregon ..... 1978  
Fianniken, Max (B), Geneva ..... 1930  
Giblin, Robert (DB), Houston ..... 1977  
Griffith, Homer (B), Southern California (also wore #33) ..... 1934  
Jeffery, Tony (RB), Texas Christian ..... 1988  
Lainhart, Porter (B), Washington State ..... 1933  
Lofton, Steve (DB), Texas A&M (also wore #42) ..... 1991-93  
Nesbitt, Dick (B), Drake (also wore #47) ..... 1933  
Ogden, Ray (FL), Alabama ..... 1965-66  
Pittman, Charlie, (RB), Penn State ..... 1970  
Rankin, Walt (B), Texas Tech (also wore #40, 42, 63) ..... 1941, '43, '45-47  
Rashad, Ahmad (WR), Oregon ..... 1972-73  
Shaw, Jesse (G), Southern California ..... 1931  
Stringer, Scott (DB), California ..... 1974  
Toscani, Frank (B), St. Mary's (Calif.) ..... 1932  
Vesser, John (E), Idaho (also wore #10, 36) ..... 1927, '30-31

29

Britton, Earl (B), Illinois ..... 1929  
Carter, Joe (E), Southern Methodist ..... 1945  
Cosner, Don (B), Montana State ..... 1939  
Doyle, Ted (E), Nebraska ..... 1944  
Hobley, Liffort (DB), Louisiana State ..... 1985  
Holloway, Johnny (CB), Kansas ..... 1987  
Holman, Scott (WR), Oregon ..... 1986  
Howard, Ty (CB), Ohio State (also wore #27) ..... 1997-98  
Keys, Brady (DB), Colorado State ..... 1966  
Lynch, Lorenzo (DB), California State-Sacramento ..... 1990-95  
Martin, John (B), Oklahoma ..... 1941-44  
McDonnell, Mickey (B), None (also wore #44) ..... 1925-30  
Murrell, Adrian (RB), West Virginia ..... 1998-99  
Shelley, Dix (B), Texas ..... 1932  
Williams, Gerald (CB), Lancaster ..... 1980  
Wood, Bob (T), Alabama ..... 1940

30

Allan, Ed (E), Creighton ..... 1928  
Boyd, Bill (B), Westminster (Mo.) ..... 1930-31  
Bradley, Bill (DB), Texas ..... 1977  
Bradley, Hal (G), Iowa ..... 1928  
Brown, Lance (DB), Indiana ..... 1995-96  
Bryant, Charlie (RB), Allen (S.C.) ..... 1966-67  
Chisick, Andy (C), Villanova ..... 1940-41  
Claypool, Ralph (C), Purdue (also wore #10) ..... 1925-26, '28  
Finn, Bernie (B), Holy Cross ..... 1932  
Hammond, Gary (WR), Southern Methodist ..... 1973-76  
Hansen, Cliff (B), Luther ..... 1933  
Hinchman, Hub (B), Butler (also wore #32) ..... 1933-34  
Lawrence, Jim (B), Texas Christian (also wore #8, 11) ..... 1936-39  
Little, David (TE), Middle Tennessee State ..... 1990  
McElroy, Leeland (RB), Texas A&M ..... 1996-97  
Mitchell, Stump (RB), Citadel ..... 1981-89  
Monahan, Regis (G), Ohio State ..... 1939  
Moore, Ronald (RB), Pittsburg State (Kan.) (also wore #20) ..... 1993-94, '97  
Morrow, John (G), Kearney State ..... 1937-38  
Person, Ara (TE), Morgan State ..... 1972  
Peterson, Ken (B), Gonzaga ..... 1935  
Shelby, Willie (RB), Alabama ..... 1978  
Sims, Bill (B), St. Mary's (Calif.) ..... 1932-33  
White, Paul (RB), Texas-El Paso ..... 1970-71

31

Ashton, Josh (RB), Tulsa ..... 1975  
Beatty, Chuck (DB), North Texas State ..... 1972  
Brown, Rod (FB), North Carolina State ..... 1997-98  
Daanen, Jerry (WR), Miami (Fla.) (also wore #41) ..... 1968-70  
Davis, Jerry (B), Southeast Louisiana ..... 1948-51  
Failing, Fred (G), Central J.C. (Kan.) ..... 1930  
Fain, Richard (DB), Florida ..... 1991  
Ferrell, Earl (RB), East Tennessee State ..... 1982-89  
Field, Harry (T), Oregon State ..... 1934-36  
File, Ralph (G), Pittsburgh ..... 1942, '45  
Fitzgibbon, Paul (B), Creighton ..... 1928

Hammack, Malcolm (RB), Florida	1955-57-66
Harris, Odie (DB), Sam Houston State	1992-94
Hummel, Arnie (B), Lombard	1927
Johnston, Jimmy (B), Washington	1946
<b>Shipp, Marcel (RB), Massachusetts</b>	<b>2001-</b>
Symank, John (DB), Florida	1963
Terry, Ryan (RB), Iowa	1995-96
Tinsley, Gaynell (E), Louisiana State (also wore #11, 49)	1937-38, '40
Tinsley, Jess (T), Louisiana State (also wore #21)	1929-33
Weaver, Charles (G), Chicago (also wore #32)	1930
Wilson, Gordon (C), Texas Mines	1942-43, '45

### 32

Anderson, Otis (RB), Miami (Fla.)	1979-86
Banonis, Vince (C), Detroit (also wore #11)	1942-46-50
Daddio, Bill (E), Pittsburgh	1941-42
Deskin, Versil (E), Drake (also wore #45)	1935-39
Flagler, Terrence (RB), Clemson	1990-91
Gray, Oscar (FB), Arkansas	1995
Grosvenor, George (B), Colorado	1936-37
Handler, Phil (G), Texas Christian (also wore #26, 32)	1930-36
Harrison, Reggie (RB), Cincinnati	1974
Harvey, Frank (FB), Georgia	1994
Hayden, Leo (RB), Ohio State	1972-73
Hinchman, Hub (B), Butler (also wore #30)	1933-34
Holmer, Walt (B), Northwestern	1931-32
Johnson, LeShon (RB), Northern Illinois	1995-97
Jordan, Tony (RB), Kansas State	1988-89
Lafin, Jerry (RB), Northern Illinois	1975-78
Mooney, Jim (T), Georgetown	1935
Pittman, Michael (RB), Fresno State	1998-2001
Russell, Doug (B), Kansas State (also wore #12, 33)	1934-39
Weaver, Charles (G), Chicago (also wore #31)	1930
Word, Barry (RB), Virginia	1994

### 33

Barnes, Lawrence (RB), Tennessee State	1978
Belton, Willie (RB), Maryland State	1973-74
Bowie, Kevin (RB), Mississippi State	1997
Brown, Ivory Lee (RB), Arkansas-Pine Bluff	1991-92
Brown, Theotis (RB), UCLA	1979-81
Burch, John (RB), Tennessee-Martin	1989
Cahill, Ron (B), Holy Cross	1943
Cheatham, Lloyd (QB), Auburn (also wore #66)	1942
Crenshaw, Willis (FB), Kansas State	1964-69
Evans, Earl (T), Harvard	1925
Glick, Frederick (DB), Colorado A&M	1960-61
Gray, Tim (DB), Texas A&M	1975
Griffith, Homer (B), Southern California (also wore #28)	1934
Jackson, Roland (FB/LB), Rice	1962
Knolla, John (B), Creighton	1942, '45
Lee, Monte (LB), Texas	1961
Lind, Al (C), Northwestern	1936
Matson, Ollie (RB), San Francisco	1952-58
McAdoo, Derrick (RB), Baylor	1987-88
McCullough, Hugh (B), Oklahoma	1940-41
Okoniewski, Steve (DT), Washington (also wore #36)	1976
Pappio, Joe (B), Haskell	1930
Russell, Doug (B), Kansas State (also wore #12, 32)	1934-39
Semes, Bernie (B), Duquesne	1944
Walker, Quentin (RB), Virginia	1984-85
Willingham, Larry (DB), Auburn	1971-72, '76
Yablonski, Ventan (B), Columbia	1948-51

### 34

Clark, Jessie (RB), Arkansas	1988-89
Glasgow, Willis (B), Iowa	1931
Harder, Pat (B), Wisconsin	1946-50
Heater, Don (RB), Montana Tech	1972
Hickman, Larry (B), Baylor	1959
Hoage, Terry (S), Georgia	1994-96
Hunter, Monty (DB), Salem College	1983
Jones, Steve (RB), Duke	1974-78
Koman, William (LB), North Carolina	1959-67
<b>Makovicka, Joel (FB), Nebraska</b>	<b>1999-</b>
Mumford, Tony (RB), Penn State	1985

Rooney, Cobb (E), None	1929-30
Rosema, Rocky (LB), Michigan	1968-71
Thompson, Anthony (RB), Indiana	1990-92
Tipton, Howard (B), Southern California (also wore #27)	1933-37

### 35

Burkett, Jeff (E), Louisiana State (also wore #88, 89)	1947
Childress, Joe (RB), Auburn	1960, '62-65
Duggins, George (E), Purdue (also wore #43)	1934
Evans, Dick (E), Iowa (also wore #28)	1940-43
Griffin, Jeff (CB), Utah	1981-85
Kochel, Mike (G), Fordham	1939
Maple, Howard (B), Oregon State	1930
Masters, Walt (RB), Pennsylvania (also wore #40)	1943-44
Mims, Robert (RB), Kansas	1988
Otis, Jim (RB), Ohio State	1973-78
Rogers, Glynn (G), Texas Christian	1939
Smith, Dennis (TE), Utah	1990
Stegert, Larry (RB), Texas A&M	1971
White, Arthur (G), Alabama	1940-41
Williams, Aeneas (CB), Southern	1991-00

### 36

Balasz, Frank (B), Iowa (also wore #44)	1941, '45
<b>Barrett, David (CB), Arkansas</b>	<b>2000-</b>
Bukant, Joe (B), Washington (Mo.)	1942-43
Butler, Jim (RB), Edward Waters (Fla.)	1972
Christopherson, Ryan (FB), Wyoming	1996
Harrington, Perry (RB), Jackson State	1984-85
Lane, MacArthur (R), Utah State	1968-71
Mestnik, Frank (RB), Marquette	1960-61
Okoniewski, Steve (DT), Washington (also wore #33)	1976
Olszewski, Johnny (B), California	1953-57
Pasquariello, Ralph (B), Villanova	1951-52
Phillips, Rod (RB), Jackson State	1979-80
Reaves, Ken (S), Norfolk State	1974-77
Ribble, Loran (G), Hardin-Simmons	1933
Sikahema, Vai (RB/KR), Brigham Young	1986-90
Sloan, Dwight (QB), Arkansas	1938
Szot, Walt (T), Bucknell	1946-48
Thernton, Bill (RB), Nebraska	1963-65, '67
Vesser, John (E), Idaho (also wore #10, 29)	1927, '30-31
Withrow, Cal (C), Kentucky	1974

### 37

Allen, Jeff (DB), Iowa State	1971
Brown, Hardy (LB), Tulsa	1956
Centers, Larry (RB), Stephen F. Austin	1990-98
Cowan, Larry (RB), Jackson State	1987
Fischer, Pat (DB), Nebraska	1961-67
Gerl, Joe (B), Georgia	1952
Goodman, Don (RB), Cincinnati (also wore #40)	1987
Greene, Ken (DB), Washington State	1978-82
Guidry, Kevin (CB), Louisiana State	1989
Jones, Tony (DB), Syracuse (also wore #26)	1995
King, Emmett (B), None	1954
Lach, Steve (B), Duke	1942
Moore, Ricky (FB), Alabama	1988
Owens, Mary (WR), San Diego State	1973
Philpott, Dean (B), Fresno State	1958
Rose, Gene (DB), Wisconsin (also wore #38)	1929-32
Schwal, Vic (B), Northwestern (also wore #69)	1947-50
Self, Clarence (B), Wisconsin	1949
Spinks, Jack (G), Alcorn A&M	1953
Stewart, Vaughn (C), Alabama	1943
Wilson, Mike (DB), Western Illinois	1969
Woodshick, Tom (RB), West Virginia	1972

### 38

Burns, Leon (RB), California State-Long Beach	1972
Crass, Bill (B), Louisiana State	1937
Dunstan, Elwyn (T), Portland	1938-39
Harris, Kenny (DB), North Carolina State	1976
Nelson, Lee (S), Florida State	1979-86

(All-Time Numerical Roster continued on page 252)

**(All-Time Numerical Roster continued from page 251)**

Rose, Gene (DB), Wisconsin (also wore #37)	1929-32
Sabados, Andy (G), Citadel	1939-40
Scales, Hurlis (DB), North Texas State	1974
Shook, Fred (C), Texas Christian	1941
Triplett, Bill (RB), Miami (O)	1962-63, 65-66
Zordich, Michael (S), Penn State	1989-93

**39**

Belden, Charles (B), St. Mary's (Calif.) (also wore #25)	1929-31
Curcillo, Tony (B), Ohio State	1953
DeCorravan, Bill (B), Northwestern	1947-48
Drulis, Al (B), Temple	1945-46
Edwards, Cid (RB), Tennessee State	1968-71
Harrel, Willard (RB), Pacific	1978-84
Henessey, Brian (RB), Bucknell	1994
Johnson, Johnny (RB), San Jose State	1990-92
<b>McKinley, Dennis (FB), Mississippi State</b>	<b>1999-</b>
Parko, John (G), Minnesota	1944
Richardson, C.J. (DB), Miami (Fla.)	1995
Sargent, Broderick (RB), Baylor	1986-87

**40**

Adams, Michael (CB), Arkansas State	1989
Bredde, Bill (B), Oklahoma A&M	1954
Conrad, Bobby Joe (FL), Texas A&M	1960-68
Crow, Lindon (DB), Southern California	1955-57
Fisher, Ev (B), Santa Clara (also wore #10)	1938-39
Gay, Bill (B), Notre Dame	1951-52
Goodman, Don (RB), Cincinnati (also wore #37)	1967
Greene, Doug (DB), Texas A&M	1978
Love, Randy (RB), Houston	1979-85
Massey, Robert (DB), North Carolina Central	1991-93
Masters, Walt (OB), Pennsylvania (also wore #35)	1943-44
Moore, Derrick (RB), Northeastern State (Okla.)	1996-97
Moyhnan, Tim (C), Notre Dame (also wore #11)	1932-33
Norman, Bob (C), None	1945
Popovich, John (B), St. Vincent	1944
Rankin, Walt (B), Texas Tech (also wore #28, 42, 63) ...	1941, 43, 45-47
Sarringhaus, Paul (B), Ohio State	1946
Smith, Bill (E), Washington	1934-39
Tillman, Pat (S), Arizona State	1998-2001
Triplett, Wally (B), Penn State	1952-53
Washington, Eric (DB), Texas-El Paso	1972-73
Yarr, Tom (C), Notre Dame	1933

**41**

Bedford, Vance (CB), Texas	1982
Bova, Tony (E), St. Francis	1944
Carter, Carl (CB), Texas Tech	1986-89
Carter, Willie (B), Tennessee State	1953
Daanen, Jerry (WR), Miami (Fla.) (also wore #31)	1968-70
Dewell, Bill (E), Southern Methodist (also wore #7)	1940-41, 45-49
Duren, Clarence (S), California	1973-76
Ghersanich, Vernon (G), Auburn	1943
Hill, James (DB), Sam Houston State	1960-64
<b>Lucas, Justin (DB), Abilene Christian</b>	<b>1999-</b>
Murphy, Tom (B), Arkansas	1934
Polstoot, Fran (E), Washington State	1950-52
Provost, Ted (DB), Ohio State	1971
Rogge, George (E), Iowa	1931-33
Sarboe, Phil (B), Washington State	1934-36
Shenefelt, Paul (T), Manchester	1934-35
Thomas, Jim (G), Oklahoma	1939-40
Wheeler, Ernie (B), North Dakota State	1939, 42
Wright, Nate (DB), San Diego State	1969-70

**42**

Booly, John (DB), Texas Christian	1993
Detwiler, Chuck (S), Utah State	1973
Dove, Bob (E), Notre Dame	1948-53
Duggan, Gil (T), Oklahoma (also wore #60, 64)	1942-43, 45
Goldberg, Marshall "Biggie" (B/DB), Pittsburgh (also wore #73, 99)	1939-40, 46-48
Horstmann, Roy (B), Purdue (also wore #21)	1934

Ivy, Frank (Pop), (E), Oklahoma (also wore #7, 51) ...	1940-42, 45-47
Johnson, Bobby (DB), Texas	1985-86
<b>Lassiter, Kwamie (DB), Kansas</b>	<b>1995-</b>
Lofton, Steva (DB), Texas A&M (also wore #28)	1991-93
Preston, John (SS), Central State (Okla.)	1967
Rankin, Walt (B), Texas Tech (also wore #28, 40, 63) ...	1941, 43, 45-47
Sanders, Lonnie (DB), Michigan State	1968-69
Thompson, Norm (DB), Utah (also wore #43)	1971-76
Wicks, Bob (WR), Utah State	1972
Williams, Herb (DB), Southern	1981-82
Williams, Jake (T), Texas Christian (also wore #42)	1929-33
Wilson, Bill (E), Gonzaga	1935-37
Woodson, Abe (DB), Illinois	1965-66

**43**

Anderson, Stevie (WR), Grambling State (also wore #82)	1995-96
Bayless, Martin (DB), Bowling Green	1984
Buster, Ray (T), Marquette (also wore #97)	1940-41, 45
Carpenter, Steve (DB), Western Illinois	1981
Darby, Matt (S), UCLA	1996-97
Duggins, George (E), Purdue (also wore #35)	1929-34
Kassel, Charles (E), Illinois (also wore #12)	1923-33
Montgomery, Bill (B), Louisiana State	1946
Nichelini, Al (B), St. Mary's (Calif.)	1935-36
Plummer, Tony (DB), Pacific	1970
Robnett, Marshall (G), Texas A&M (also wore #21)	1943, 45
Sauls, Mac (DB), Southwest Texas State	1968-69
Thompson, Norm (DB), Utah (also wore #42)	1971-76
Young, Lonnie (FS), Michigan State	1985-90

**44**

Anderson, Donny (RB), Texas Tech	1972-74
Baker, Tony (RB), East Carolina	1989
Balasz, Frank (B), Iowa (also wore #38)	1941, 45
Barry, Paul (B), Tulsa	1954
Bradley, Hal (E), Elon	1938-39
Brim, Michael (CB), Virginia Union	1988
Christman, Paul (DB), Missouri (also wore #15)	1945-49
Collier, Tim (CB), East Texas State	1980-81
Crow, John David (RB), Texas A&M	1958-64
Franklin, George (RB), Texas A&I	1977-78
Gasparella, Joe (B), Notre Dame	1951
Gilliam, John (WR), South Carolina State	1969-71
Graham, Al (G), None	1932-33
Johnson, D.J. (DB), Kentucky	1996
Karras, John (B), Illinois	1952
Longo, Tom (DB), Notre Dame	1971
Mann, Dave (B), Oregon State	1955-57
McCleskey, J.J. (DB), Tennessee	1996-00
McDonnell, Mickey (B), None (also wore #29)	1925-30
Nevers, Ernie (B), Stanford (also wore #11)	1929-31
Samuels, Terry (TE), Kentucky (also wore #89)	1994-95
Smith, Wayne (CB), Purdue	1962-86
<b>Stone, Michael (CB), Memphis</b>	<b>2001-</b>
Swistowicz, Mike (B), Notre Dame	1950
Volok, Bill (G), Tulsa	1934-39
Woolsey, Rolly (DB), Boise State	1978

**45**

Aldridge, Melvin (S), Murray State	1995
Booth, Clarence (T), Southern Methodist	1943
Carr, Lydell (FB), Oklahoma	1989
Deskin, Versil (E), Drake (also wore #32)	1935-39
Driskill, Joseph (DB), Northeast Louisiana	1960-61
Durko, John (E), Albright	1945
Fuller, Larry (B), None	1945
Hanson, Homer (G), Kansas State	1935-36
<b>Hill, Renaldo (CB), Michigan State (also wore #21)</b>	<b>2001-</b>
Hoey, George (DB), Michigan	1971
Kichelskii, Walt (E), Miami (Fla.)	1944
McNally, Frank (C), St. Mary's (Calif.)	1931-34
Schwenk, Wilson (B), Washington (Mo.)	1942
Silvestri, Carl (DB), Wisconsin	1965
Smith, Cedric (FB), Florida	1996-98
Smith, Leonard (DB), McNease State	1983-88
Smith, Perry (DB), Colorado State	1977-79

Tolbert, Jim (S), Lincoln (Mo.)	1973-75
Ucovich, Mitch (T), San Jose State	1945
Williams, Bobby (DB), Central State (Okla.)	1966-67

## 46

Alexander, Brent (DB), Tennessee State	1994-97
Babarsky, Al (T), Fordham (also wore #18, 24)	1938-39, 41-42
Bessilleu, Don (S), Georgia Tech	1982
Dugan, Len (C), Wichita (also wore #27, 48)	1937-39
Ecki, Bob (T), Wisconsin (also wore #25)	1945
Handler, Phil (G), Texas Christian (also wore #26, 46)	1930-36
Heflin, Victor (DB), Delaware State	1983
Johnson, Charles (DB), Grambling	1981
Johnson, Paris (DB), Miami (O.)	1999
Loe, Jeff (WR), Nebraska	1980
Marotti, Lou (G), Toledo (also wore #64, 77)	1943-45
McDonald, Tim (SS), Southern California	1987-92
Mikulak, Mike (B), Oregon (also wore #48)	1934-36
Pearson, Bart (C), Kansas State	1935-36
Seno, Frank (B), George Washington (also wore #54)	1945-46
Severson, Jeff (CB), Long Beach State	1976-77
Spencer, Maurice (DB), North Carolina Central	1974
Wright, Charles (CB), Tulsa	1987

## 47

Bausch, Jim (B), Kansas	1933
Campana, Al (B), Youngstown State	1953
Conley, Steve (LB), Kansas	1972
Cuppoletti, Bree (G), Oregon	1934-38
Douds, Forrest (T), Washington & Jefferson	1932
Gordon, Bob (B), Tennessee	1958
Hogue, Murrell (T), Centenary	1929
Kinek, George (B), Tulane	1954
Lee, Bobby (E), Minnesota	1968
Mack, Cedric (DB), Baylor	1983-90
Nesbitt, Dick (B), Drake (also wore #28)	1933
Parker, Joe (E), Texas (also wore #81)	1946-47
Poppa, Eli (B), Illinois	1952
Slater, Fred (T), Iowa (also wore #14, 91)	1926-31
Younger, Jordan (DB), Connecticut	2000

## 48

Aldrich, Ki (C), Texas Christian	1939-40, 43
Atkins, Robert (DB), Grambling	1968-69
Baynham, Craig (RB), Georgia Tech	1972
Bergerson, Gil (T), Oregon State	1933
Davis, Dexter (DB), Clemson (also wore #21)	1991-93
Dugan, Len (C), Wichita (also wore #27, 46)	1937-39
Fiske, Max (B), DePaul	1937
Hayes, Jarius (TE), North Alabama (also wore #89)	1996, 98
Henry, Steve (DB), Emporia State	1979-80
Hill, Irv (B), Trinity (Tex.)	1931-32
<b>Hodel, Nathan (LS), Illinois</b>	<b>2001-</b>
Hoel, Bob (G), Pittsburgh	1937-38
McBride, Oscar (TE), Notre Dame (also wore #87)	1995-96
Mikulak, Mike (B), Oregon (also wore #46)	1934-36
Morrow, Bob (G), Illinois Wesleyan	1941-43
Phillips, Reggie (CB), Southern Methodist	1988
Poole, Jim (E), Mississippi	1945
Schultz, Eberle (G), Oregon State	1944
Schwartz, Don (DB), Washington State	1981
Strausbaugh, Jim (B), Ohio State	1946
Washington, Lionel (DB), Tulane	1983-86

## 49

Barri, Roy (B), San Francisco	1952-53
Bernardi, Frank (B), Colorado	1955-57
Burson, Jim (DB), Auburn	1963-67
Eikenberg, Charles (QB), Rice	1948
Fann, Chad (TE), Florida A&M (also wore #86)	1993-95
Hackbart, Dale (DB), Wisconsin	1971-72
Hart, Lawrence (TE), Southern	2001
Huffman, Frank (G), Marshall	1939-41
Isaacson, Ted (T), Washington	1934-35
Kiesling, Walt (G), St. Thomas (Minn.) (also wore #18, 19)	1929-33
Lasker, Greg (FS), Arkansas	1988

Maddock, Bob (G), Notre Dame (also wore #68)	1942, 46
Noga, Niko (LB), Hawaii (also wore #57)	1984-88
Reynolds, Bill (B), Mississippi	1945
Robinson, Jack (T), Northeast Missouri State	1936-37
Spence, Julian (B), Sam Houston State	1956
Thurbon, Bob (B), Pittsburg	1944
Tinsley, Gaynell (E), Louisiana State (also wore #11, 31)	1937-38, 40
Wagstaff, Jim (B), Idaho State	1959
West, William (DB), Oregon	1960-61

## 50

Ajford, Mike (C), Auburn	1965
Beauchamp, Al (LB), Southern	1976
Boyette, Garland (LB), Grambling State	1962-63
Cantor, Leo (B), UCLA (also wore #82)	1945
Coomer, Joe (T), Stephen F. Austin	1947-49
Field, Doak (LB), Baylor	1982
Gillis, Don (C), Rice	1958-61
Harris, Bob (LB), Auburn	1983-85
Hartle, Greg (LB), Newberry (S.C.)	1974-76
Jarostchuk, Ila (LB), N. Hampshire	1987-88, 89
Jennings, John (T), Ohio State (also wore #70)	1950-57
Maeda, Chel (B), Colorado A&M	1946
McCombs, Tony (LB), Eastern Kentucky	1997-98
McIntyre, Jeff (LB), Arizona State	1980
Merritt, David (LB), North Carolina State	1993-95
Mulligan, Wayne (C), Clemson	1969-73
Nunn, Freddie Joe (DE), Mississippi (also wore #58, 78)	1985-93
Puki, Craig (LB), Tennessee	1982
Putman, Earl (C), Arizona State	1957
Robinson, Jeroy (LB), Texas A&M	1990
Simmons, John (C), Detroit	1951-56
<b>Starkey, Jason (C), Marshall</b>	<b>2000-</b>
Watt, Walt (B), Miami (Fla.)	1945
Wukits, Al (C), Duquesne	1944

## 51

Allerman, Kurt (LB), Penn State	1977-80, 82-84
Bates, Theodore (LB), Oregon State (also wore #81)	1960-62
Brahaney, Tom (C), Oklahoma	1973-81
Burton, Ron (LB), North Carolina	1989
Chilton, Gene (C), Texas (also wore #58)	1966-67
Christenson, Marty (B), Minnesota	1940
Cobbins, Lyron (LB), Notre Dame	1997
Eggers, Doug (LB), South Dakota State	1958
Gill, Randy (LB), San Jose State	1978
Hunley, Ricky (LB), Arizona	1988
Ivy, Frank (Pop), (E), Oklahoma (also wore #7, 42)	1940-42, 45-47
Kasparek, Dick (C), Iowa State	1966-68
Lewis, Bill (C), Nebraska	1990-92
Liebel, Frank (E), Norwich	1948
Mertes, Bernard (B), Iowa	1945
Monaco, Rob (C), Vanderbilt	1985
Olerich, Dave (LB), San Francisco	1969-70
Radecic, Keith (C), Penn State	1987
Rucinski, Ed (E), Indiana (also wore #19)	1943-46
Ruether, Mike (C), Texas	1986-87
<b>Rutledge, Johnny (LB), Florida (also wore #58)</b>	<b>1999-</b>
Sanford, Leo (C), Louisiana Tech (also wore #73)	1951-57
Shanks, Simon (LB), Coahoma J.C. (Miss.)	1995
Wham, Tom (E), Furman	1949-51
White, Ray (LB), Syracuse (also wore #55)	1975-76

## 52

Baker, Charles (LB), New Mexico	1980-87
Caldwell, Mike (LB), Middle Tennessee State	1997
Clancy, Sean (LB), Amherst	1979-80
Kirk, Randy (LB), San Diego State (also wore #57)	1989, 94-95
Leasy, Wesley (LB), Mississippi State	1995-96
LeVeck, Jack (LB), Ohio	1973-74
McDonald, Mike (LB), Calalwa	1976
McGraw, Mike (LB), Wyoming	1976
O'Brian, Dave (G), Boston College	1966-67
Ogle, Rick (LB), Colorado	1971
Rushing, Marion (LB), Southern Illinois	1959, 62-65

(All-Time Numerical Roster continued on page 254)

**(All-Time Numerical Roster continued from page 253)**

Small, Jessie (LB), Eastern Kentucky.....	1992
Walz, Zack (LB), Dartmouth.....	1998-2001
Washington, Chris (LB), Iowa State.....	1990
Wright, Willie (TE/H-B), Wyoming (also wore #80).....	1992

**53**

Cain, Jim (E), Alabama.....	1949
Campbell, Bill (G), Oklahoma (also wore #21).....	1945-49
Davis, Wayne (LB), Alabama.....	1987-88
Faust, George (B), Minnesota.....	1939
Fritsch, Ernest (C), Detroit.....	1960
Jankovich, Keever (E), Pacific (also wore #81).....	1953
Jax, Garth (LB), Florida State.....	1989-95
Klimek, Tony (E), Illinois (also wore #61).....	1951-52
Maddox, Mark (LB), Northern Michigan.....	1998-00
Magulick, George (B), St. Francis.....	1944
Neils, Steve (LB), Minnesota.....	1974-80
Rivers, Jamie (LB), Bowling Green.....	1968-73
Shaffer, Craig (LB), Indiana State.....	1982-84
Simmons, Dave (LB), Georgia Tech.....	1965-66
Tabbs, Jerry (LB), Oklahoma.....	1957-58
<b>Young, Michael (LB), Illinois.....</b>	<b>2001-</b>

**54**

Banks, Tom (C), Auburn.....	1971-80
Braxton, David (LB), Wake Forest.....	1990-93
Coppage, Al (E), Oklahoma.....	1940-42
Curfvan, Don (E), Boston College (also wore #18).....	1943
Graham, Aaron (C), Nebraska.....	1996-99
Hardy, Darryl (LB), Tennessee.....	1994-95
Junior, E.J. (LB), Alabama.....	1981-88
McKenzie, Reggie (LB), Tennessee.....	1989
Pierce, Don (C), Kansas.....	1943
<b>Sanyika, Sekou (LB), California.....</b>	<b>2000-</b>
Sano, Frank (B), George Washington (also wore #46).....	1945-46
Wheeler, Ted (G), West Texas State.....	1967-68

**55**

Bagdon, Ed (G), Michigan State.....	1950-51
Bell, Anthony (LB), Michigan State.....	1986-90
Bradley, Dave (G), Penn State.....	1972
Collhouer, Jake (G), Oklahoma A&M.....	1946-48
Davis, Billy (DB), Clemson.....	1984
Elzey, Charles (C), Southern Mississippi.....	1960-61
Goode, Irv (G/C), Kentucky.....	1962-71
Griffin, Bob (C/G), Arkansas.....	1961
Jones, Jock (LB), Virginia Tech.....	1991-93
Koegel, Warren (G), Penn State.....	1973
Marshall, Wilber (LB), Florida.....	1994
McDonald, Devon (LB), Notre Dame.....	1996
Oliver, Vince (OB), Indiana.....	1945
Robbins, John (B), Arkansas.....	1938-39
Sapp, Patrick (LB), Clemson.....	1998-99
Sprodlin, Danny (LB), Tennessee.....	1985
<b>Thompson, Ray (LB), Tennessee.....</b>	<b>2000-</b>
West, Stan (G), Oklahoma.....	1956-57
Whitaker, Bill (DB), Missouri.....	1983-84
White, Ray (LB), Syracuse (also wore #51).....	1975-76
Williams, Eric (LB), Southern California.....	1977-82

**56**

Bradley, Melvin (LB), Arkansas.....	1999
DiBernardo, Rick (LB), Notre Dame.....	1986
Harvey, Ken (LB), California.....	1988-93
Healy, Chip (LB), Vanderbilt.....	1969-70
Irving, Terry (LB), McNeese State.....	1994-98
Kearney, Tim (LB), Northern Michigan.....	1976-81
Klumb, John (E), Washington State (also wore #3).....	1939-40
McDonough, Coley (B), Dayton.....	1939, '44
McGill, Mike (LB), Notre Dame.....	1971-72
Scott, Carlos (C), Texas-El Paso.....	1983-85
Williams, Rex (C), Texas Tech.....	1940
<b>Woods, LeVar (LB), Iowa.....</b>	<b>2001-</b>

**57**

Arneson, Mark (LB), Arizona.....	1972-80
Blackburn, Bill (C), Rice.....	1946-50
Brettschneider, Carl (LB), Iowa State.....	1956-59
Davis, Bill (T), Texas Tech.....	1940-41
Elopolos, Jim (LB), Wyoming.....	1983
Gillen, John (LB), Illinois.....	1981-82
Groom, Jerry (C), Notre Dame.....	1951-55
Kauahi, Kani (C), Hawaii.....	1989-91, '93
Kirk, Randy (LB), San Diego State (also wore #52).....	1989, '94-95
<b>McKinnon, Ronald (LB), North Alabama.....</b>	<b>1996-</b>
Noga, Niko (LB), Hawaii (also wore 49).....	1984-88
Noga, Peter (LB), Hawaii.....	1987
Parish, Don (LB), Stanford.....	1970-72
Parlavocchio, Chet (LB), Penn State.....	1983
Strotolino, Mike (LB), Villanova.....	1966-68

**58**

Ahrens, Dave (LB), Wisconsin.....	1981-84
Barefield, John (LB), Texas A&I.....	1978-80
Black, Tim (LB), Baylor.....	1977
Chilton, Gene (C), Texas (also wore #51).....	1986-87
Folston, James (LB), Northeast Louisiana.....	1999-2001
Hill, Eric (LB), Louisiana State.....	1989-97
Mack, Terrence (LB), Clemson.....	1987
Miller, Terry (LB), Illinois.....	1971-74
Nunn, Freddie Joe (DE), Mississippi (also wore #50, 78).....	1985-93
<b>Rutledge, Johnny (LB), Florida (also wore #51).....</b>	<b>1999-</b>
Seabron, Thomas (LB), Michigan.....	1980
Tonelli, Mario "Motts" (B), Notre Dame (also wore #99).....	1940, '45

**59**

Barnes, Pete (LB), Southern.....	1973-75
Bavaro, David (LB), Syracuse.....	1990
Clark, Ernie (LB), Michigan State.....	1968
Cunningham, Ed (C), Washington (also wore #79).....	1992-95
Davis, Paul (LB), North Carolina.....	1983
Favron, Calvin (LB), Southeast Louisiana.....	1979-82
Forney, Phil (LB), East Tennessee State.....	1987
<b>Fredrickson, Rob (LB), Michigan State.....</b>	<b>1999-</b>
Gersbach, Carl (LB), West Chester State.....	1976
Howard, Thomas (LB), Texas Tech.....	1984-85
Jones, Tyrone (LB), Southern.....	1988
Joyner, Seth (LB), Texas-El Paso.....	1994-96
Kellum, Marv (LB), Wichita State.....	1977
Lyman, Jeff (LB), Brigham Young.....	1972
Townsend, Curtis (LB), Arkansas.....	1978

**60**

Alvord, Steve (DT), Washington.....	1987-88
Baker, Al (DE), Colorado State.....	1983-86
<b>Burke, Thomas (DE), Wisconsin (also wore #95).....</b>	<b>1999-</b>
Cotton, Barney (G), Nebraska.....	1980-82
Dobler, Conrad (G), Wyoming (also wore #66).....	1972-77
Duggan, Gil (T), Oklahoma (also wore #42, 64).....	1942-43, '45
Finnie, Roger (T), Florida A&M.....	1973-78
Foster, Ralph (T), Oklahoma A&M (also wore #9, 64, 77).....	1945-46
German, Jim (B), Centre.....	1940
<b>Gruttadauria, Mike (C), Central Florida.....</b>	<b>2000-</b>
Hargrove, Jim (LB), Howard Payne.....	1971-72
Kellogg, Bob (B), Northeast Louisiana/Tulane.....	1940
Meggysay, Dave (LB), Syracuse.....	1963-69
Polofsky, Gordon (G), Tennessee.....	1952-54
Redmon, Anthony (G), Auburn.....	1994-97
Shaw, Bob (E), Ohio State.....	1950
Thompson, Harry (G), UCLA.....	1955
Williams, Willie (T), Louisiana State (also wore #96).....	1990-92

**61**

Allison, Henry (T), San Diego State.....	1975-77
Audick, Dan (G), Hawaii.....	1977, '83
<b>Borum, Jarvis (T), North Carolina State.....</b>	<b>2001-</b>
Brown, Chuck (C/G), Houston.....	1979-80
Coder, Ron (G), Penn State.....	1980-81
Day, Thomas (G), North Carolina A&T.....	1980
DiMarco, Bob (G/C), Dayton.....	1961-69
Floyd, Eric (G), Auburn (also wore #69).....	1995

Garlich, Chris (LB), Missouri	1979
Klimek, Tony (E), Illinois (also wore #53)	1951-52
Leahy, Ryan (OL), Notre Dame	1997
McCoy, Tony (DT), Florida	2000
Ravensburg, Bob (E), Indiana	1948-49
Smith, Lance (G), Louisiana State	1985-93
Suminski, Dave (G), Wisconsin	1953
Trippi, Charley (B), Georgia (also wore #2)	1947-55
Wallner, Fred (G), Notre Dame (also wore #18, 68)	1951-52, '54-55

## 62

Bertagnoli, Libero (G), Washington (Mo.) (also wore #66)	1942, '45
Brennan, Mike (G), Notre Dame	1991
Brown, Ray (T), Arkansas State	1986-88
Butz, Dave (DE), Purdue	1973-74
Coleman, Ben (T/G), Wake Forest	1993-95
<b>Cook, Michael (T), Boston College</b>	2001-
Devlin, Mike (C), Iowa	1996-99
Dittrich, John (G), Wisconsin	1956
Imhof, Martin (DE), San Diego State (also wore #82)	1972
Kehr, Rick (G), Carthage	1982
Markham, Dale (T), North Dakota	1981
Mainier, Dale (LB), Oklahoma State	1958-67
Rever, Freeman (E), Tulane (also wore #17, 63)	1943, '45
Stokes, Lee (C), Centenary	1943
Trippi, Charley (B), Georgia (also wore #2)	1947-55
Wortman, Keith (G), Nebraska	1978-81
Wright, Steve (T), Alabama	1972
Zandofsky, Mike (G), Washington	1989

## 63

Bankston, Michael (DL), Sam Houston State	1992-97
Criswell, Kirby (DE), Kansas	1980-81
Cunningham, Eric (G), Penn State	1980
Echols, Fate (T), Northwestern	1962-63
Fleming, Antonio (B), Georgia	1998
George, Steve (DT), Houston	1974
McGee, Michael (G), Duke	1960-62
Mummelaar, Dale (G), Wyoming (also wore #71)	1960-61
Conoly, Bill (G), Texas	1946
Rankin, Walt (B), Texas Tech (also wore #28, 40, 42)	1941, '43, '45-47
Rever, Freeman (E), Tulane (also wore #17, 62)	1943, '45
Robbins, Tootie (T), East Carolina	1982-91
Shirk, John (E), Oklahoma	1940
Turner, Herschel (G/T), Kentucky	1964-65
Williams, Clyda (T), Southern	1967-71
Zimny, Bob (T), Indiana (also wore #63)	1945-49
Zook, John (DE), Kansas	1976-79

## 64

Clark, Randy (C), Northern Illinois	1980-86
Cunningham, Rick (T), Texas A&M	1992-94
Davidds-Garrido, Norberto (T), Southern California	2000
Daxler, James (T), South Carolina	1996-99
Duggan, Gil (T), Oklahoma (also wore #42, 60)	1942-43, '45
Dukes, Jamie (C), Florida State	1995
Ebill, Ray (E), Notre Dame	1942
Foster, Ralph (T), Oklahoma A&M (also wore #9, 60, 77)	1945-46
Gray, Ken (G), Howard Payne	1958-69
Hartshorn, Larry (G), Kansas State	1955
Hogland, Doug (G), Oregon State	1956-58
Lipinski, Jim (T), Fairmont State	1950
Loepte, Dick (T), Wisconsin	1948-49
Marotti, Lou (G), Toledo (also wore #46, 77)	1943-45
McDermott, Lloyd (T), Kentucky	1950-51
Peat, Todd (G), Northern Illinois	1987-89
Rhea, Floyd (G), Oregon	1943
Sikora, Mike (G), Oregon	1952
Speegle, Cliff (C), Oklahoma (also wore #23)	1945
Wattford, Gerry (E), Alabama	1953-54
Young, Bob (G), Howard Payne	1972-79

## 65

Bilbo, Jon (T), Mississippi (also wore #85)	1938-39
Brooks, Jonathan (LB), Clemson	1980
<b>Clement, Anthony (T), Southwestern Louisiana</b>	1998-
Crum, Bob (DE), Arizona	1974

Dye, Ernest (G), South Carolina (also wore #75)	1993-96
Galloway, David (DT), Florida	1982-89
Hatley, John (G), Sul Ross State	1954-55
Hauser, Art (G), Xavier	1959
Husman, Ed (G), Nebraska (also wore #56)	1953, '56-59
Hutchison, Chuck (G), Ohio State	1970-72
Marcontell, Ed (G), Lamar	1967
Mullen, Tom (G), Southwest Missouri State	1978
Oates, Brad (T), Brigham Young	1976-77, '79-80
Rabold, Michael (G), Indiana	1960
Redmond, Thomas (DE), Vanderbilt (also wore #66)	1960-65

## 66

Bertagnoli, Libero (G), Washington (Mo.) (also wore #62)	1942, '45
Brooks, Ethan (T), Williams (Mass.)	2000
Cheatham, Lloyd (QB), Auburn (also wore #33)	1942
Collins, George (C), Georgia	1978-82
Dardar, Ramsey (DT), Louisiana State	1983-84
Dawson, Doug (G), Texas	1984-86
Dobler, Conrad (G), Wyoming (also wore #50)	1972-77
Doolan, John (B), Georgetown	1947-48
Enich, Steve (G), Marquette	1945
Gray, Cecil (GT), North Carolina	1995
Grigas, John (B), Holy Cross	1943-44
Hennessey, Jerry (E), Santa Clara	1950-51
Houser, John (GT), Redlands	1963
Husmann, Ed (G), Nebraska (also wore #65)	1953, '56-59
Jonassen, Eric (G), Bloomsburg (Pa.)	1996-97
<b>Kendall, Pete (G), Boston College</b>	2001-
LaHood, Mike (G), Wyoming	1970
Lipostad, Ed (G), Wake Forest	1952
McDole, Roland (DE), Nebraska	1961
Neacy, Clem (E), Colgate	1928
Popovich, Milt (B), Montana (also wore #77)	1938-42
Redmond, Thomas (DE), Vanderbilt (also wore #65)	1960-65
Sortun, Rick (G), Washington	1964-69
Wahler, Jim (DT), UCLA	1989-92
Welter, Tom (GT), Nebraska	1987

## 67

Acker, Bill (DT), Texas	1980-81
Alton, Joe (T), Oklahoma	1942, '44
Clatt, Corwin (B), Notre Dame	1948-49
<b>Dishman, Chris (G), Nebraska</b>	1997-
Esser, Clarence (E), Wisconsin	1947
Korovsky, Bob (G), Wisconsin	1956-58
Love, Duval (G), UCLA	1995-96
Pasquale, Ron (G), Akron	1987
Sharpe, Luis (T), UCLA	1982-84, '85-94
Stallings, Larry (LB), Georgia Tech	1963-76
Svoboda, Bill (LB), Tulane (also wore #68)	1950-53

## 68

Andros, Plato (G), Oklahoma	1947-50
Chickillo, Nick (G), Miami (Fla.)	1953
Dickson, Paul (DT), Baylor	1971
Lange, Bill (G), Dayton	1954-55
Maddock, Bob (G), Notre Dame (also wore #49)	1942, '46
McQuarters, Ed (DT), Oklahoma State	1965
Montfort, Avery (B), New Mexico	1941
Morris, Mike (G), Northeast Missouri State	1987-88
Roy, Frank (G), Utah	1966
Scott, Yusuf (G), Arizona	1999-2001
Siwek, Mike (DT), Western Michigan	1970
Sieve, Terry (G), Wisconsin	1978-84
Svoboda, Bill (LB), Tulane (also wore #67)	1950-53
Vatterott, Charles (T), Southwest Texas State	1987
Wallner, Fred (G), Notre Dame (also wore #18, 61)	1951-52, '54-55
Wolf, Joe (T/G), Boston College	1989-97

## 69

Apolskis, Ray (T), Marquette (also wore #26, 75)	1941-42, '45-50
Blenermann, Tom (E), Drake (also wore #82)	1951-56
Brown, Rush (DT), Ball State	1980-83

(All-Time Numerical Roster continued on page 256)

**(All-Time Numerical Roster continued from page 255)**

Burnett, Victor (DE), Fresno State (also wore #95)	1987
DeGraffenreid, Allen (OL), Vanderbilt	1997-98
Dorris, Andy (DE), New Mexico State	1973
Duncum, Bobby (T), West Texas State	1968
Floyd, Eric (G), Auburn (also wore #61)	1995
Kindle, Greg (T), Tennessee State	1974-75
Scotts, Colin (DT), Hawaii	1987-88
Smith, Vernice (GT), Florida A&M	1989-92
Vander Pool, Mark (T), Colorado	1994
Wager, Clint (E), St. Mary's (Minn.)	1943, 45

**70**

Baxley, Rob (T), Iowa	1992-93
Bulger, Chet (T), Auburn (also wore #11, 73)	1942-43, 45-49
Bollinger, Brian (G), North Carolina	1994
Brooks, Leo (DE), Texas	1973-76
Goldman, Sam (E), Ohio State	1948
Goodspeed, Mark (T), Nebraska	1980
Guynes, Thomas (T), Michigan (also wore #71)	1997-98
Hoffman, John (DE), Hawaii	1972
Jennings, John (T), Ohio State (also wore #50)	1950-57
Kearns, Tom (T), Miami (Fla.)	1946
Kennard, Derek (G), Nevada-Reno (also wore #73)	1986-90
Krueger, Rolf (DE), Texas A&M	1969-71
McCusker, Jim (T), Pittsburgh	1958
Owens, Don (DT), Southern Mississippi	1960-63
Plunkett, Art (T), Nevada-Las Vegas	1981-84
Ramsley, Knox (G), William & Mary	1950-51
Scott, Lance (C), Utah	1995-96
<b>Shelton, L.J. (T), Eastern Michigan</b>	<b>1999-</b>
Simons, Keith (DT), Minnesota	1978-79
Taylor, Mike (T), Southern California	1973
Toogood, Charley (G), Nebraska	1957

**71**

Bostic, Joe (T), Clemson	1979-89
<b>Bowers, Andy (DE), Utah</b>	<b>2001-</b>
Cross, Bob (T), Stephen F. Austin	1958-59
Dahms, Tom (T), San Diego State	1956
Guynes, Thomas (T), Michigan (also wore #70)	1997-98
Holmes, Lester (G), Jackson State	1998-00
Joyce, Don (T), Tulane (also wore #11)	1951-53
Memmelaar, Dale (G), Wyoming (also wore #63)	1960-61
Reynolds, Bob (T), Bowling Green	1963-71, 73
Richardson, John (DT), UCLA	1972-73
Tharpe, Larry (T), Tennessee State	1995
Tucker, Mark (C), Southern California	1993-94
Upshaw, Marvin (DT), Trinity (Tex.)	1976

**72**

Burke, Anthony (DT), Minnesota	1987
Daniels, Jerome (G), Northeastern	1997-99
Dierdorf, Dan (G/T), Michigan	1971-83
Fischer, Bill (T), Notre Dame	1949-53
Fuller, Frank (DT), Kentucky	1959-62
Issa, Jabari (DE), Washington	2000-01
Johnson, Chuckie (DT), Auburn	1993
Moore, Brandon (T), Duke	1995
Ralph, Dan (DT), Oregon	1984-85
Saddler, Rod (DT), Texas A&M	1987-91
Silas, Sam (DT), Southern Illinois	1963-67
Ulrich, Charles (T), Illinois	1954-58

**73**

Barrie, Sebastian (DT), Liberty	1994
Bainor, Ed (E), Notre Dame	1940-41
Bulger, Chet (T), Auburn (also wore #11, 70)	1942-43, 45-49
Culpepper, Edward (G), Alabama	1958-60
Dawson, Mike (DT), Arizona	1976-82
Dill, Scott (T), Memphis State	1988-89
Duda, Mark (DT), Maryland	1983-87
Fanucci, Ledio (T), Fresno State	1954
Goldberg, Marshall "Biggie" (B/DB), Pittsburgh	1939-40, 46-48 (also wore #42, 99)

Hadd, Gary (DT), Minnesota	1989
Higgins, Tom (T), North Carolina	1953
Joyce, Matt (OL), Richmond	1996-00
Kennard, Derek (G), Nevada-Reno (also wore #70)	1986-90
Lunceford, Dave (T), Baylor	1957
May, Mark (G/T), Pittsburgh	1992-93
McMillan, Ernie (T), Illinois	1961-74
Mergen, Mike (T), San Francisco	1952
Nichols, Ham (G), Rice	1947-49
Sanford, Leo (C), Louisiana Tech (also wore #51)	1951-57
Seibold, Champ (T), Wisconsin	1942
Vanzo, Fred (B), Northwestern	1941

**74**

Bergold, Scott (DT), Wisconsin	1985-86
Evans, Scott (DL), Oklahoma	1991
Heron, Fred (DT), San Jose State	1966-72
Holloway, Randy (DE), Pittsburgh	1984
Kortas, Ken (DT), Louisville	1964
Lee, Oudious (DT), Nebraska	1980
Moten, Mike (DT), Florida	1998-99
Pantil, Kenneth (T), Purdue	1960-62
Pate, Rupert (G), Wake Forest	1940
Patulski, Wall (DE), Notre Dame	1977
Ridgle, Elston (DE), Nevada-Reno	1990
Rudolph, Council (DE), Kentucky State	1973-75
Sebro, Bob (G), Southern California	1982
Selby, Rob (G), Auburn	1995-97
Teeuws, Len (T), Tulane	1954-57
Times, Ken (DT), Southern	1981
Villa, Danny (C/G/T), Arizona State	1992

**75**

Albrecht, Art (T), Wisconsin	1943
Apolskis, Ray (T), Marquette (also wore #26, 69)	1941-42, 45-50
Brown, Lomas (T), Florida	1996-98
Cook, Edward (G-T), Notre Dame	1960-65
Dafney, Bernard (G), Tennessee	1995
<b>Davis, Leonard (G), Texas</b>	<b>2001-</b>
Dye, Ernest (G), South Carolina (also wore #65)	1993-96
Fugler, Dick (T), Tulane	1954
Graybill, Mike (T), Boston University	1990
Greer, Curtis (DE), Michigan	1980-88
Jones, Mike (DE), North Carolina State	1991-93
Knight, Shawn (DT), Brigham Young	1989
Lynch, Lynn (G), Illinois	1951
Obeck, Vic (G), Springfield	1945
Pasquesi, Tony (T), Notre Dame	1955-57
Rowe, Bob (DT), Western Michigan	1967-75
Rozier, Bob (DE), California	1979
Walker, Darwin (DT), Tennessee	2000

**76**

Arms, Lloyd (G), Oklahoma A&M	1946-48
Braham, Rich (G/T), West Virginia	1994
Davis, Charlie (DT), Texas Christian	1975-79
Davis, Ron (DE), Virginia State	1973
Delevan, Burt (T), Pacific	1955-56
Drake, Jerry (DT), Hastings (Neb.)	1995-00
Emerson, Vernon (T), Minnesota-Duluth	1969-71
Finnin, Tom (T), Detroit	1957
Garalczyk, Mark (DT), Western Michigan	1987-88
Jagielski, Harry (T), Indiana	1956
Lewis, Charles (T), Iowa	1959
MacDonald, Mark (G/C), Boston College	1988
Mays, Stafford (DE), Washington	1980-86
McCowell, John (T), St. John's (Minn.)	1966
Morgan, Bob (T), Maryland	1954
Palmer, Scott (DT), Texas	1972
Patterson, Craig (DL), Brigham Young	1991
Peters, Volney (T), Southern California	1952-53
Traynowicz, Mark (G), Nebraska	1988, 89

## 77 (Retired)

Foster, Ralph (T), Oklahoma A&M (also wore #9, 60, 64).....	1945-46
Hall, John (B), Texas Christian (also wore #7).....	1940-41, 43
Marotti, Lou (G), Toledo (also wore #46, 64).....	1943-45
<b>Mauldin, Stan (T), Texas (honored with number retirement).....</b>	<b>1946-48</b>
Popovich, Mill (B), Montana (also wore #66).....	1938-42

## 78

Bock, Wayne (T), Illinois.....	1957
Bohm, Ron (DT), Illinois.....	1987
Brown, Chadrick (DE), Mississippi.....	1993-95
Burnstein, Brent (DT), Arizona State.....	1997
Gilchrist, George (T), Tennessee State.....	1953
Grooms, Elois (DE), Tennessee Tech.....	1982-85
Hughes, Van (DT), Southwest Texas State.....	1986
Mallouf, Ray (B), Southern Methodist (also wore #22, 98).....	1941, '46-48
Nunn, Freddie Joe (DE), Mississippi (also wore #50, 58).....	1985-93
Owens, Luke (DT), Kent State.....	1958-65
Simpson, Carl (DE), Florida State.....	1998
Staysniak, Joe (G), Ohio State.....	1996
<b>Tosi, Mac (DT), Idaho.....</b>	<b>2000-</b>
Yankowski, Ron (DE), Kansas State.....	1971-76
Bell, Bob (DE), Cincinnati.....	1974-78

## 79

Clark, Jon (T), Temple.....	1998-00
Clasty, Bob (DE), Notre Dame.....	1986-90
Cunningham, Ed (C), Washington (also wore #59).....	1992-95
Dulin, Gary (DE), Ohio State.....	1986-87
<b>Fatalehi, Mario (DT), Kansas State.....</b>	<b>2001-</b>
Perry, Gerald (K), California.....	1960-62
Radford, Bruce (DE), Grambling.....	1981
Ramey, Jim (DE), Kentucky.....	1979
Rice, Simon (DE), Illinois (also wore #97).....	1996-00
Rucker, Keith (DT), Ohio Wesleyan.....	1992-93
Sloan, Bonnie (DT), Austin Peay.....	1973
Thornton, Bruce (DE), Illinois.....	1982
Walker, Charles (DT/DE), Duke.....	1964-72

## 80

Awat, Robert (TE), San Diego State.....	1987-89
Carter, Pat (TE), Florida State.....	1996-97
Combs, Chris (TE), New Mexico.....	1980-81
Hardy, Terry (TE), Southern Mississippi.....	1998-2001
Henke, Ed (DE), South Carolina.....	1961-63
Jackson, John (WR), Southern California (also wore #18).....	1990-92
Keseday, Bob (TE), Texas-EI Paso.....	1987
Kutner, Mal (E), Texas.....	1946-50
Marsh, Doug (TE), Michigan (also wore #82, 87).....	1980-86
McFarland, Jim (E), Nebraska (also wore #83).....	1970-74
Murrell, Bill (TE), Winston-Salem.....	1979
Ramson, Eason (TE), Washington State.....	1978
Reeves, Bryan (WR), Nevada.....	1994-95
Southard, Tommy (WR), Furman.....	1978
Stonesier, Don (E), Northwestern.....	1951-56
Tracey, John (LB), Texas A&M.....	1959-60
West, Jeff (P), Cincinnati.....	1975
Williams, Dave (WR), Washington.....	1967-71
Wright, Willie (TE/H-B), Wyoming (also wore #52).....	1992

## 81

Anderson, Charley (E), Louisiana Tech.....	1956
Bates, Theodore (LB), Oregon State (also wore #51).....	1960-62
Bell, Mark (WR), Colorado State.....	1981
Bierlem, Keith (B), San Jose State.....	1939
<b>Edwards, Anthony (WR), N. Mex. Highlands (also wore #83).....</b>	<b>1991-98</b>
Elwell, Jack (E), Purdue.....	1962
Green, Roy (DB/WR), Henderson State (also wore #25).....	1979-90
Hill, Randal (WR), Miami (Fla.).....	1991-94
Jankovich, Keever (E), Pacific (also wore #53).....	1953
Lane, Dick "Night Train" (CB), Scottsbluff J.C.....	1954-59
Melinger, Steve (E), Kentucky.....	1961
Parker, Joe (E), Texas (also wore #47).....	1946-47
<b>Sanders, Frank (WR), Auburn.....</b>	<b>1995-</b>
Schmidt, George (E), Lewis (also wore #91).....	1953
Shy, Don (RB), San Diego State.....	1973
Smith, Jackie (E), Northwest Louisiana.....	1963-77
Summerrall, Pat (K/E), Arkansas (also wore #85).....	1953-57

## 82

Anderson, Ronnie (WR), Allegheny College (Pa.).....	1998
Anderson, Steve (WR), Grambling State (also wore #43).....	1995-96
Badaczewski, John (G), Western Reserve.....	1948
Baty, Greg (TE), Stanford.....	1988
Bird, Steve (WR), Eastern Kentucky.....	1983-84
Bienermann, Tom (E), Drake (also wore #69).....	1951-56
Brown, Ron (WR) Colorado (also wore #83).....	1987
Cantor, Leo (B), UCLA (also wore #50).....	1945
Cody, Mac (WR), Memphis.....	1999-00
Ferry, Lou (T), Vilanova.....	1951
Goldsberry, John (T), Indiana.....	1949-50
Imhof, Martin (DE), San Diego State (also wore #62).....	1972
Jacobs, Marv (T), None.....	1948
<b>Jenkins, MarTay (WR), Nebraska-Omaha.....</b>	<b>1999-</b>
Knox, Kevin (WR), Florida State (also wore #16).....	1994
Martin, Caleb (T), Louisiana Tech.....	1987
McConkey, Phil (WR), Navy.....	1989
Melinkovich, M. (DE), Grays Harbor J.C. (Wash.).....	1965-66
Pollard, Bob (DE), Weber State.....	1978-81
Robinson, Patrick (WR/KR), Tennessee State.....	1994
Rolle, Butch (H-B/TE), Michigan State.....	1992-93
Schmiesing, Joe (DE), New Mexico State.....	1968-71
Swanson, Eric (WR), Tennessee (also wore #66).....	1986
Thomas, Earl (WR), Houston.....	1974-75
Thompson, Ricky (WR), Baylor.....	1982
Usher, Darryl (WR), Illinois.....	1989

## 83

Boydston, Max (E), Oklahoma.....	1955-58
Brown, Derek (TE), Notre Dame.....	1999-00
Brown, Ron (WR) Colorado (also wore #82).....	1987
<b>Edwards, Anthony (WR), N. Mex. Highlands (also wore #81).....</b>	<b>1991-98</b>
Holmes, Don (WR), Mesa College (Colo.).....	1986-90
Knafelc, Gary (E), Colorado.....	1954
Logan, Chuck (E), Northwestern.....	1965, 67-68
McFarland, Jim (E), Nebraska (also wore #80).....	1970-74
<b>Mitchell, Tywan (WR/TE), Minn. St.-Mankato (also wore #5).....</b>	<b>1999-</b>
Palfrey, Ray (E), Eastern Kentucky.....	1952
Tilley, Pat (WR), Louisiana Tech.....	1976-86

## 84

Anderson, Cliff (E), Indiana.....	1952-53
Clark, Gary (WR), James Madison.....	1993-94
Dowdell, Marcus (WR), Tennessee State.....	1995-96
Gedney, Chris (TE), Syracuse.....	1997-98, '00
Gillette, Walker (WR), Richmond.....	1972-73
Goode, John (TE), Youngstown State.....	1984
Harris, Ike (WR), Iowa State.....	1975-77
<b>Jackson, Arnold (WR), Louisville.....</b>	<b>2001-</b>
Lomack, Tony (WR), Florida.....	1991
Nagler, Gern (E), Santa Clara (also wore #86).....	1953, '55-58
Novacek, Jay (TE), Wyoming (also wore #85).....	1985-89
Robb, Joe (DE), Texas Christian.....	1961-67
Shumann, Mike (WR), Florida State.....	1982-83
Smith, J. T. (WR), North Texas State.....	1985-90
Stef, Dave (WR), Portland State (also wore #21).....	1978-82
Sugar, Leo (DE), Purdue.....	1960
Tant, Jay (TE), Northwestern (also wore #87).....	2000
Williams, Kevin (WR), Miami (Fla.) (also wore #14).....	1997

## 85

Anderson, Tazwell (E), Georgia Tech.....	1961-64
Bibo, Jon (T), Mississippi (also wore #65).....	1938-39
Gray, Mel (WR), Missouri.....	1971-82
Jorden, Tim (TE), Indiana.....	1989-91
Moore, Rob (WR), Syracuse.....	1995-2001
Novacek, Jay (TE), Wyoming (also wore #84).....	1985-89
Pittman, Danny (WR), Wyoming.....	1983-84
Richards, Perry (E), Detroit.....	1959-60
Summerrall, Pat (K/E), Arkansas (also wore #81).....	1953-57
Thomas, Ralph (E), San Francisco.....	1952
Ware, Derek (TE), Central State (Okla.).....	1992-94
Williams, Jamie (TE), Nebraska.....	1983

(All-Time Numerical Roster continued on page 258)

(All-Time Numerical Roster continued from page 257)

**86**  
Baker, Mel (WR), Texas Southern.....1976  
Brumm, Don (DE), Purdue.....1963-69, 72  
Childs, Jim (WR), California Poly-San Luis Obispo.....1978-80  
Clayton, Ralph (WR), Michigan.....1981  
Crittendon, John (E), Wayne State.....1954  
Duncan, Clyde (WR), Tennessee.....1984-85  
Fann, Chad (TE), Florida A&M (also wore #49).....1993-95  
Floyd, John (WR), Northeast Louisiana.....1981  
Fox, Chas (WR), Furman.....1986  
Gilmore, Bryan (WR), Midwestern (Tex.) St. (also wore #11).....2000-  
Jones, Ernie (WR), Indiana.....1988-92  
Jordan, Kevin (WR), UCLA.....1996  
Junkin, Trey (TE/LS), Louisiana Tech.....1996-2001  
McBride, Adrian (WR), Missouri.....1987  
McInnis, Hugh (E), Southern Mississippi.....1960-62  
Nagler, Gern (E), Santa Clara (also wore #84).....1953, 55-58  
Swanson, Eric (WR), Tennessee (also wore #82).....1986  
Thompson, Ken (WR), Utah State.....1982-83

**87**  
Brubaker, Dick (E), Ohio State.....1955, '57  
Bryant, Chuck (E), Ohio State.....1962  
Bush, Steve (TE), Arizona State.....2001-  
Chandler, Al (TE), Oklahoma.....1978-79  
Dimancheff, Babe (B), Purdue.....1947-50  
Gray, Earnest (WR), Memphis State.....1985  
Hillebrand, Jerry (LB), Colorado.....1967  
Johnson, Troy (WR), Southern.....1986-87  
Joyce, Terry (P), Missouri Southern.....1976-77  
Ladd, Jim (E), Bowling Green.....1954  
McBride, Oscar (TE), Notre Dame (also wore #48).....1995-96  
McGill, Eddie (TE), Western Carolina.....1982-84  
McWilliams, Johnny (TE), Southern California.....1996-99  
Olahengauze, Tevita (TE), Brigham Young.....2001  
Osborne, Richard (TE), Texas A&M.....1979  
Proehl, Ricky (WR), Wake Forest.....1990-94  
Ramsey, Ray (B), Bradley.....1950-53  
Schleicher, Maury (LB), Penn State.....1959  
Snowden, Cal (DE), Indiana.....1969-70  
Staggs, Jeff (LB), San Diego State.....1972-73  
Tant, Jay (TE), Northwestern (also wore #84).....2000  
Thaxton, Jim (TE), Tennessee State.....1978

**88 (retired)**  
Burkett, Jeff (E), Louisiana State (also wore #35, 89).....1947  
Cain, J.V. (WR/TE), Colorado (honored with number retirement).....1974-77  
Hyatt, Freddie (WR), Auburn.....1968-72  
Kuharich, Joe (G), Notre Dame (also wore #17).....1940-41, '45  
Pupils, Andy (B), Notre Dame.....1943  
Randle, Sonny (WR), Virginia.....1959-66  
Sagely, Floyd (E), Arkansas.....1957  
Sutch, George, (B), Temple.....1946

**89**  
Anderson, Warren (WR), West Virginia State.....1978  
Beach, Pat (TE), Washington.....1993  
Beckman, Tom (DE), Michigan.....1972  
Boso, Cap (TE), Illinois.....1986  
Boston, David (WR), Ohio State.....1999-  
Brock, Fred (WR), Southern Mississippi.....1996-98  
Brown, Robert (TE), Alcorn A&M.....1969-70  
Burkett, Jeff (E), Louisiana State (also wore #35, 88).....1947  
Gaines, Wendall (TE/DT), Oklahoma State (also wore #91).....1994-95  
Harris, William (TE), Bishop.....1987  
Hayes, Jarius (TE), North Alabama (also wore #48).....1996, '98  
LaFleur, Greg (TE), Louisiana State.....1981-85  
Long, Dave (DE), Iowa.....1966-68  
McPhee, Frank (E), Princeton.....1955  
Parris, Gary (TE), Florida State.....1979-80  
Reeves, Walter (TE), Auburn.....1969-93  
Walczak, Mark (TE), Arizona.....1988  
Samuels, Terry (TE), Kentucky (also wore #44).....1994-95  
Schwall, Vic (B), Northwestern (also wore #37).....1947-50  
Weber, Chuck (LB), West Chester State.....1956-58

**90**  
Campbell, Mark (DT), Florida.....1997  
McCants, Keith (DE), Alabama.....1994-95  
Osborne, Eldorita (LB), Louisiana Tech.....1990  
Procell, Jarrett (DE), Louisiana Tech.....2001-  
Stallings, Robert (TE), Southern Mississippi.....1986  
Stowe, Tyronne (LB), Rutgers (also wore #91).....1991-93  
Wadsworth, Andre (DE), Florida State.....1998-00  
Wilson, Karl (DE), Louisiana State.....1989

**91**  
Gaines, Wendall (TE/DT), Oklahoma State (also wore #89).....1994-95  
Lunz, Gerry (G), Marquette.....1925-26  
Monaco, Ron (LB), South Carolina.....1986  
Schmidt, George (E), Lewis (also wore #81).....1953  
Slater, Fred (T), Iowa (also wore #14, 47).....1926-31  
Stowe, Tyronne (LB), Rutgers (also wore #90).....1991-93  
Swinger, Rashod (DT), Rutgers.....1997-2000

**92**  
Cousins, Jomo (DE), Florida A&M.....1998  
England, Enc (DE), Texas A&M.....1994-96  
Manley, Dexter (DE), Oklahoma State.....1990  
Rubio, Angel (DT), Southeast Missouri State.....1999  
Tanner, Barron (DT), Oklahoma.....2000-  
Tardits, Richard (LB), Georgia.....1989  
Wallerstedt, Brett (LB), Arizona State.....1993

**93**  
Coleman, Sidney (LB), Southern Mississippi.....1991  
Davis, Reuben (DE), North Carolina.....1992-93  
Dunbar, Karl (DE), Louisiana State.....1994-95  
Gilbert, Freddie (DE), Georgia.....1989  
Smith, Mark (DT), Auburn.....1997-00  
Vanden Bosch, Kyle (DE), Nebraska.....2001-

**94**  
Bell, Marcus (DT), Memphis.....2001-  
Faulkner, Jeff (DE), Southern.....1991-92  
Sears, Corey (DT), Mississippi State.....1999-00  
Wilson, Bernard (DT), Tennessee State.....1994-98

**95**  
Buczowski, Bob (DT), Pittsburgh.....1989  
Burke, Thomas (DE), Wisconsin (also wore #50).....1989-  
Burnett, Victor (DE), Fresno State (also wore #69).....1987  
Chapura, Dick (DT), Missouri.....1990  
Miller, Jamir (LB), UCLA.....1994-98

**96**  
McNanie, Sean (DE), San Diego State.....1988  
Otis, Brad (DT), Wayne State (Neb.).....1996-2000  
Simmons, Clyde (DE), Western Carolina.....1994-95  
Williams, Chris (DL), American International.....1991  
Williams, Willie (T), Louisiana State (also wore #60).....1990-92

**97**  
Busler, Ray (T), Marquette (also wore #43).....1940-41, '45  
Hooks, Bryan (DT), Arizona State.....1994  
Hyche, Steve (LB), Livingston.....1991-93  
Maumalanga, Chris (DT), Kansas.....1995-96  
Rice, Simeon (DE), Illinois (also wore #79).....1996-00  
Spachman, Chris (DE), Nebraska.....1998  
Wakefield, Fred (DE), Illinois.....2001-

**98**  
Davis, Russell (DT), North Carolina.....2000-  
Hairston, Carl (DT), Maryland-Eastern Shore.....1990  
Mallouf, Ray (B), Southern Methodist (also wore #22, 78).....1941, 46-48  
Swann, Eric (DL), None.....1991-99

**99 (Retired)**  
Goldberg, Marshall "Biggie" (B/DE), Pittsburgh.....1939-40, 46-48  
(also wore #42, 73) (honored with number retirement)  
Nussbaumer, Bob (B), Michigan.....1949-50  
Tonelli, Mario "Motts" (B), Notre Dame (also wore #58).....1940, '45

# Cards By Colleges

<b>A</b>		<b>D</b>		<b>K</b>
Abilene Christian .....	2	Dakota State .....	1	Kansas State .....
Akron .....	1	Dartmouth .....	1	Kansas .....
Alabama .....	15	Dayton .....	3	Kearney State .....
Alabama-Birmingham .....	1	Delaware State .....	1	Kent State .....
Albright .....	1	Delaware .....	2	Kentucky State .....
Alcorn A&M .....	2	Denyer .....	2	Kentucky .....
Alfred .....	1	DePaul .....	7	
Allegheny College (Pa.) .....	1	Detroit .....	8	<b>L</b>
Allen (S.C.) .....	1	Drake .....	3	Lamar .....
American International .....	1	Duke .....	6	Langston .....
Amherst .....	1	Duquesne .....	3	Lehigh .....
Arizona State .....	11			Lewis .....
Arizona .....	10	<b>E</b>		Liberty .....
Arkansas State .....	2	East Carolina .....	2	Lincoln (Mo.) .....
Arkansas .....	18	East Tennessee State .....	2	Livingston .....
Arkansas Pine Bluff .....	1	East Texas State .....	2	Lombard .....
Auburn .....	20	Eastern Illinois .....	1	Long Beach State .....
Austin Peay .....	1	Eastern Kentucky .....	4	Loras .....
		Eastern Michigan .....	4	Louisiana State .....
<b>B</b>		Edward Waters (Fla.) .....	1	Louisiana Tech .....
Ball State .....	1	Elon .....	1	Louisville .....
Baylor .....	12	Emporia State .....	1	Loyola (Ill.) .....
Birmingham-Southern .....	1			Loyola (La.) .....
Bishop .....	1	<b>F</b>		Luther .....
Bloomsburg (Pa.) .....	1	Fairmont State .....	1	
Boise State .....	1	Florida A&M .....	5	<b>M</b>
Boston College .....	8	Florida State .....	11	Maine .....
Boston University .....	1	Florida .....	12	Manchester .....
Bowling Green .....	5	Fordham .....	5	Marquette .....
Bradley .....	1	Fresno State .....	6	Marshall .....
Brigham Young .....	7	Furman .....	4	Maryland .....
Bucknell .....	2			Maryland-Eastern Shore .....
Butler .....	1			Massachusetts .....
				McNeese State .....
<b>C</b>				Memphis State .....
California Polytechnic SLO .....	1	<b>G</b>		Memphis .....
California State-Long Beach .....	2	Geneva .....	1	Mesa College (Colo.) .....
California State-Los Angeles .....	1	George Washington .....	1	Miami (Fla.) .....
California State-Northridge .....	1	Georgetown .....	3	Miami (O.) .....
California State-Sacramento .....	1	Georgia Tech .....	5	Michigan State .....
California .....	8	Georgia .....	14	Michigan .....
Carnegie Tech .....	1	Gonzaga .....	3	Middle Tennessee State .....
Carthage .....	1	Grambling State .....	6	Midwestern (Tex.) State .....
Catawba .....	1	Grays Harbor J.C. (Wash.) .....	1	Milton .....
Centenary .....	4	Grinnell .....	1	Minnesota State-Mankato .....
Central Florida .....	1	Grove City .....	1	Minnesota .....
Central Junior College (Kan.) .....	1			Minnesota-Duluth .....
Central Michigan .....	2	<b>H</b>		Mississippi College .....
Central State (Okla.) .....	3	Hardin-Simmons .....	4	Mississippi State .....
Centre .....	2	Harvard .....	4	Mississippi .....
Chadron State .....	1	Haskell .....	1	Missouri Southern State .....
Cheyney State .....	1	Hastings (Neb.) .....	1	Missouri .....
Chicago .....	9	Hawaii .....	7	Montana State .....
Chico State .....	1	Heidelberg .....	1	Montana Tech .....
Cincinnati .....	4	Henderson State .....	1	Montana .....
The Citadel .....	3	Holy Cross .....	3	Montclair State .....
Clemson .....	7	Houston .....	6	Morehead State .....
Coahoma Junior College (Miss.) .....	1	Howard Payne .....	1	Morgan State .....
Colgate .....	2			Morris Harvey .....
Colorado A&M .....	3	<b>I</b>		Murray State .....
Colorado Mines .....	1	Idaho State .....	1	
Colorado State .....	4	Idaho .....	4	
Colorado .....	9	Illinois Wesleyan .....	3	
Columbia .....	1	Illinois .....	32	
Connecticut .....	1	Indiana State .....	1	
Cornell .....	2	Indiana .....	15	
Creighton .....	4	Iowa State .....	7	
		Iowa .....	16	
		<b>J</b>		
		Jackson State .....	4	
		James Madison .....	1	

(Cards By Colleges  
continued on page 260)

**(Cards By Colleges  
continued from page 259)**

**N**

New Hampshire.....1  
 Navy.....1  
 Northeast Louisiana.....1  
 Nebraska.....24  
 Nebraska-Omaha.....1  
 Nevada.....2  
 Nevada-Las Vegas.....1  
 Nevada-Reno.....2  
 New Mexico Highlands.....1  
 New Mexico State.....4  
 New Mexico.....3  
 Newberry (S.C.).....1  
 None.....28  
 Norfolk State.....1  
 Northern Alabama.....2  
 North Carolina A&T.....1  
 North Carolina Central.....2  
 North Carolina State.....6  
 North Carolina.....10  
 North Dakota State.....1  
 North Dakota.....2  
 North Texas State.....3  
 Northeast Louisiana.....3  
 Northeast Missouri State.....2  
 Northeastern (Okla.) State.....1  
 Northeastern.....1  
 Northern Illinois.....4  
 Northern Michigan.....2  
 Northwest Louisiana.....1  
 Northwest Missouri State.....1  
 Northwestern.....17  
 Norwich.....1  
 Notre Dame.....50

**O**

Oglethorpe.....1  
 Ohio State.....23  
 Ohio Wesleyan.....1  
 Ohio.....1  
 Oklahoma A&M.....4  
 Oklahoma State.....7  
 Oklahoma.....24  
 Oregon State.....11  
 Oregon.....13

**P**

Pacific Lutheran.....1  
 Pacific.....4  
 Penn State.....14  
 Pennsylvania.....1  
 Peru (Ind.) State.....1  
 Pittsburg (Kan.) State.....1  
 Pittsburgh.....16  
 Portland State.....3  
 Portland.....1  
 Princeton.....1  
 Purdue.....13

**R**

Redlands.....1  
 Rice.....8  
 Richmond.....2  
 Rutgers.....2

**S**

Salem College.....1  
 Sam Houston State.....4  
 San Diego State.....13  
 San Francisco.....6  
 San Jose State.....7  
 Santa Clara.....6  
 Scottsbluff J.C.....2  
 South Carolina State.....1  
 South Carolina.....6  
 South Florida.....1  
 Southeast Missouri State.....3  
 Southeast Louisiana.....2  
 Southeastern Oklahoma State.....1  
 Southern.....11  
 Southern California.....19  
 Southern Illinois.....4  
 Southern Methodist.....13  
 Southern Mississippi.....9  
 Southwest Missouri State.....1  
 Southwest Texas State.....3  
 Southwestern Louisiana.....1  
 Southwestern Oklahoma State.....1  
 Springfield.....1  
 St. Bonaventure.....1  
 St. Edward's (Tex.).....2  
 St. Francis.....3  
 St. John's (Minn.).....1  
 St. John's (N.Y.).....1  
 St. Louis.....1  
 St. Mary's (Calif.).....8  
 St. Mary's (Minn.).....3  
 St. Thomas (Minn.).....3  
 St. Vincent.....1  
 Stanford.....5  
 Stephen F. Austin.....4  
 Sul Ross State.....1  
 Syracuse.....7

**T**

Temple.....3  
 Tennessee State.....12  
 Tennessee Tech.....1  
 Tennessee.....16  
 Tennessee-Chattanooga.....2  
 Tennessee-Martin.....1  
 Texas.....19  
 Texas-Arlington.....1  
 Texas-El Paso.....9  
 Texas A&I.....4  
 Texas A&M.....15  
 Texas Christian.....12  
 Texas Mines.....1  
 Texas Southern.....1  
 Texas Tech.....10  
 Toledo.....1  
 Trinity (Tex.).....3  
 Tulane.....9  
 Tulsa.....9

**U**

U.S. International.....1  
 UCLA.....16  
 Ursinus.....1  
 Utah State.....5  
 Utah.....10

**V**

Vanderbilt.....8  
 Villanova.....6  
 Virginia State.....1  
 Virginia Tech.....2  
 Virginia Union.....1  
 Virginia.....6

**W**

Wake Forest.....7  
 Washington & Jefferson.....4  
 Washington (Mo.).....5  
 Washington State.....13  
 Washington.....15  
 Wayne State.....2  
 Weber State.....1  
 West Chester State.....2  
 West Texas State.....3  
 West Virginia State.....1  
 West Virginia.....7  
 Western Carolina.....2  
 Western Illinois.....2  
 Western Michigan.....4  
 Western Reserve.....1  
 Westminster (Mo.).....1  
 Wichita State.....2  
 Wichita.....1  
 William & Mary.....2  
 Williams (Mass.).....2  
 Wilmington.....1  
 Winston-Salem.....1  
 Wisconsin State-Oshkosh.....1  
 Wisconsin.....18  
 Wyoming.....9

**X**

Xavier.....1

**Y**

Youngstown State.....3

# Retired Jerseys

## Larry Wilson Safety



**Professional**—One of the greatest defensive backs in NFL history ... enshrined in the Pro Football Hall of Fame in 1978 ... named to the all-time NFL team in 1994 to commemorate the league's 75th anniversary ... played entire career as a Cardinal in St. Louis (1960–72) ... played in eight Pro Bowls

... all-NFL six times ... 52 career interceptions ... cat-like defender and exceptional team leader ... interceptions in seven consecutive games in 1966 ... NFL's top free safety during 13-year career ... made the safety blitz famous.

**College**—Utah ... 6–0, 190 ... two-way star for Utes from 1957–60 ... seventh-round draft pick by St. Louis Cardinals in 1960.

**Etc.**—Born March 24, 1938 in Rigby, Idaho. ... regarded as one of the toughest players in NFL history ... once intercepted a pass for a go-ahead touchdown with two broken wrists.

# 8

## J.V. Cain Tight End



**Professional**—Doubled at tight end and wide receiver for the St. Louis Cardinals (1974–77) ... part of Head Coach Don Coryell's messenger service as a rookie wide receiver in 1974 ... replaced Hall of Famer Jackie Smith at tight end in mid-1975 ... caught passes in 12 of 13 games in 1976 ... one-handed touch-

down catch in 1977 provided margin of victory in 16–13 win over Chicago ... died after collapsing from a heart condition at training camp in 1979.

**College**—Colorado ... 6–4, 220 ... all-America ... two-time all-Big 8 Conference selection ... caught 53 passes for 700 yards during junior and senior seasons ... first-round draft choice of the Cardinals in 1974.

**Etc.**—Born July 22, 1951 in Houston, Texas ... played in the East-West and Hula Bowl games.

# 88

## Stan Mauldin Tackle



**Professional**—Tackle for the Chicago Cardinals (1946–48) ... opened holes in the line with hard-hitting bulk for the Cardinals' "Million-Dollar Backfield" ... member of the Cards' 1947 NFL championship team ... died of a heart attack after opening-day victory over the Eagles in 1948.

**College**—Texas ... 6–2, 215 ... all-America tackle for the Longhorns ... winner of the Outstanding Athlete Trophy in 1942 ... one of Texas' "13 Immortals" in 1940.

**Etc.**—Born December 27, 1920 in Amarillo, Texas ... flew bombing missions with the 15th Air Force Division over Italy during World War II.

# 77

## Marshall Goldberg Running Back/Def. Back



**Professional**—All-round player who starred as a ball carrier, defensive back, and return specialist for the Chicago Cardinals (1939–43, '46–48) ... second team all-pro selection in 1941 ... NFL mid-season rushing, punt and kickoff return, and interception leader in 1941 ... career statistics included 1,644 yards rushing in 476 attempts for 11 touchdowns, and 60 pass receptions for 776 yards and five touchdowns ... member of Cards' 1947 NFL championship team.

**College**—Pittsburgh ... 5–11, 195 ... two-time consensus all-America halfback at Pitt.

**Etc.**—Born October 24, 1917 in Elkins, West Virginia ... 1980 inductee into the Jewish Hall of Fame in Tel Aviv, Israel ... playing career interrupted for two years (1944–45) during World War II when he served in the Navy ... nicknamed "Biggie."

# 99

# Annual Results

Year	Won	Lost	Tied	Pct.	Head Coach
1920	3	2	1	.600	Marshall Smith
1921	3	3	2	.400	John "Paddy" Driscoll
1922	8	3	0	.727	John "Paddy" Driscoll
1923	8	4	0	.667	Arnie Horween
1924	5	4	1	.556	Arnie Horween
1925*	11	2	1	.846	Norm Barry
1926	5	6	1	.455	Norm Barry
1927	3	7	1	.300	Guy Chamberlin
1928	1	5	0	.167	Fred Gillies
1929	6	6	1	.500	Dewey Scanlon
1930	5	6	2	.455	Ernie Nevers
1931	5	4	0	.556	LeRoy Andrews (a)
1932	2	6	2	.250	Jack Chevigny
1933	1	9	1	.100	Paul Schissler
1934	5	6	0	.455	Paul Schissler
1935	6	4	2	.600	Milan Creighton
1936	3	7	1	.300	Milan Creighton
1937	5	5	1	.500	Milan Creighton
1938	2	9	0	.182	Milan Creighton
1939	1	10	0	.091	Ernie Nevers
1940	2	7	2	.222	Jimmy Conzelman
1941	3	7	1	.300	Jimmy Conzelman
1942	3	8	0	.273	Jimmy Conzelman
1943	0	10	0	.000	Philp G. Handler
1944	Cardinal-Pittsburgh teams played as combination				
1945	1	9	0	.100	Philp G. Handler
1946	6	5	0	.545	Jimmy Conzelman
1947*	9	3	0	.750	Jimmy Conzelman
1948*	11	1	0	.917	Jimmy Conzelman
1949	6	5	1	.545	Phil Handler-Buddy Parker
1950	5	7	0	.417	Earl "Curly" Lambeau
1951	3	9	0	.250	Earl "Curly" Lambeau
1952	4	8	0	.333	Joseph L. Kuharich
1953	1	10	1	.091	Joseph Stydahar
1954	2	10	0	.167	Joseph Stydahar
1955	4	7	1	.364	Ray Richards
1956	7	5	0	.583	Ray Richards
1957	3	9	0	.250	Ray Richards
1958	2	9	1	.182	Frank "Pop" Ivy
1959	2	10	0	.167	Frank "Pop" Ivy
1960#	5	6	1	.455	Frank "Pop" Ivy
1961	7	7	0	.500	Frank "Pop" Ivy (b)
1962	4	9	1	.308	Wally Lemm
1963	9	5	0	.643	Wally Lemm
1964	9	3	2	.750	Wally Lemm
1965	5	9	0	.357	Wally Lemm
1966	8	5	1	.615	Charley Winner
1967	6	7	1	.462	Charley Winner
1968	9	4	1	.692	Charley Winner
1969	4	9	1	.308	Charley Winner
1970	8	5	1	.615	Charley Winner
1971	4	9	1	.308	Bob Hollway
1972	4	9	1	.321	Bob Hollway (c)
1973	4	9	1	.321	Don Coryell
1974**	10	4	0	.714	Don Coryell
1975**	11	3	0	.786	Don Coryell
1976	10	4	0	.714	Don Coryell
1977	7	7	0	.500	Don Coryell
1978	6	10	0	.375	Bud Wilkinson
1979	5	11	0	.312	Bud Wilkinson (d)



*Dave McGinnis assumed the Cardinals' reins late in the 2000 season.*

Year	Won	Lost	Tied	Pct.	Head Coach
1980	5	11	0	.312	Jim Hanifan
1981	7	9	0	.438	Jim Hanifan
1982	5	4	0	.556	Jim Hanifan
1983	8	7	1	.531	Jim Hanifan
1984	9	7	0	.563	Jim Hanifan
1985	5	11	0	.312	Jim Hanifan
1986	4	11	1	.281	Gene Stallings
1987##	7	8	0	.467	Gene Stallings
1988###	7	9	0	.438	Gene Stallings
1989	5	11	0	.313	Gene Stallings (e)
1990	5	11	0	.313	Joe Bugel
1991	4	12	0	.250	Joe Bugel
1992	4	12	0	.250	Joe Bugel
1993	7	9	0	.436	Joe Bugel
1994	8	8	0	.500	Buddy Ryan
1995	4	12	0	.250	Buddy Ryan
1996	7	9	0	.436	Vince Tobin
1997	4	12	0	.250	Vince Tobin
1998	9	7	0	.563	Vince Tobin
1999	6	10	0	.375	Vince Tobin
2000	3	13	0	.188	Vince Tobin (f)
2001	7	9	0	.436	David McGinnis
<b>Totals</b>	<b>427</b>	<b>594</b>	<b>38</b>	<b>.421</b>	

- \* Won NFL championship
- \*\* Won NFC Eastern Division championship
- Won NFL Western Conference championship
- # First season in St. Louis
- ## Last season in St. Louis
- ### First season in Phoenix
- (a) Resigned after one game. Replaced by Ernie Nevers.
- (b) Resigned after 12 games. Replaced by coaches Drulis, Prochaska, and Wilsey.
- (c) Beginning with 1972, won-lost percentage includes ties.
- (d) Released after 13 games. **Replaced by Larry Wilson on interim basis.**
- (e) Released after 11 games. **Replaced by Hank Kuhlmann on interim basis.**
- (f) Released after seven games. **Replaced by Dave McGinnis on interim basis. McGinnis named permanent head coach prior to the season finale.**

# All-Time Results

## 1920 (3-2-1)

Head Coach Marshall Smith

Oct. 10	At Chicago Tigers	T	0-0	8,000
Oct. 17	Moline Athletics*	W	33-3	Unknown
Oct. 24	At Rock Island Ind.	L	0-7	4,000
Oct. 31	Detroit Heralds	W	21-0	3,000
Nov. 7	At Chicago Tigers	W	6-3	7,000
Nov. 14	Cincinnati Celts*	W	20-0	5,000
Nov. 21	Lansing Oldsmobile*	W	14-0	3,500
Nov. 28	Decatur Staleys	W	7-6	8,500
Dec. 5	At Decatur Staleys	L	0-10	8,500
Dec. 19	At Chicago Staysms*	T	14-14	Unknown
Home:	5-0	Away:	1-2-2	105-43

\*Non-league game

## 1921 (3-3-2)

Head Coach John "Paddy" Driscoll

Sept. 25	Racine American Legion*	W	27-0	Unknown
Oct. 2	Minneapolis Marines	W	20-0	4,000
Oct. 9	Akron Pros	L	0-23	6,000
Oct. 16	Rock Island Ind.	L	7-14	4,000
Oct. 23	Columbus Panhandles	W	17-6	6,000
Nov. 6	Hammond Pros	W	7-0	Unknown
Nov. 20	Green Bay	T	3-3	2,000
Nov. 24	At Chicago Staysms*	W	27-0	Unknown
Nov. 27	Gary Elks*	W	21-0	2,000
Dec. 4	Akron Pros	L	0-7	3,500
Dec. 18	At Chicago Staleys	T	0-0	2,000
Home:	3-3-1	Away:	0-0-1	102-53

\*Non-league game

## 1922 (8-3)

Head Coach John "Paddy" Driscoll

Sept. 24	Maplewood Rovers*	W	28-0	Unknown
Oct. 1	Milwaukee Badgers	W	3-0	3,500
Oct. 15	Green Bay	W	16-3	3,500
Oct. 22	Minneapolis Marines	W	3-0	4,000
Oct. 29	Columbus Panhandles	W	37-6	5,000
Nov. 5	Buffalo All-Americans	W	9-7	4,000
Nov. 12	Akron Pros	W	7-0	2,000
Nov. 19	Canton Bulldogs	L	0-7	7,500
Nov. 26	At Canton Bulldogs	L	3-20	2,500
Nov. 30	Chicago Bears	W	6-0	14,000
Dec. 3	Dayton Triangles	L	3-7	3,000
Dec. 10	Chicago Bears	W	9-0	15,000
Home:	8-2	Away:	0-1	96-50

\*Non-league game

## 1923 (8-4)

Head Coach Arnie Horween

Sept. 30	Buffalo All-Americans	W	3-0	Unknown
Oct. 7	Rochester Jeffersons	W	60-0	5,000
Oct. 14	Akron Indians	W	19-0	Unknown
Oct. 21	Minneapolis Marines	W	9-0	4,000
Oct. 28	Dayton Triangles	W	13-3	5,000
Nov. 4	Canton Bulldogs	L	3-7	6,000
Nov. 11	Hammond Pros	W	6-0	3,500
Nov. 18	Duluth Kelleys	W	10-0	5,500
Nov. 25	Racine Legion	L	4-10	7,000
Nov. 29	At Chicago Bears	L	0-3	13,500
Dec. 2	Oorang Indians	W	22-19	1,200
Dec. 9	Milwaukee Badgers	L	12-14	6,000
Home:	8-3	Away:	0-1	161-56

## 1924 (5-4-1)

Head Coach Arnie Horween

Sept. 28	Milwaukee Badgers	W	17-7	4,000
Oct. 5	Green Bay	W	3-0	2,800
Oct. 12	Minneapolis Marines	W	13-0	8,000
Oct. 19	At Chicago Bears	L	0-6	12,000
Oct. 26	Hammond Pros	L	3-6	3,500
Nov. 2	Milwaukee Badgers	L	8-17	3,000
Nov. 9	Dayton Triangles	W	23-0	2,500
Nov. 16	Akron Indians	W	13-0	2,500
Nov. 23	Racine Legion	T	10-10	4,000
Nov. 27	Chicago Bears	L	0-21	13,000
Home:	5-3-1	Away:	0-1	90-67

## 1925 11-2-1 (NFL Champion)

Head Coach Norm Barry

Sept. 27	Hammond Pros	L	6-10	Unknown
Oct. 4	Milwaukee Badgers	W	34-0	2,500
Oct. 11	Columbus Tigers	W	19-9	Unknown
Oct. 18	Kansas City Cowboys	W	20-7	Unknown
Oct. 25	Chicago Bears	W	9-0	13,000
Nov. 1	Duluth Kelleys	W	10-6	20,000
Nov. 8	Green Bay	W	9-6	4,000
Nov. 15	Buffalo Bisons	W	23-6	4,000
Nov. 22	Dayton Triangles	W	14-0	3,000
Nov. 26	At Chicago Bears	T	0-0	39,000
Nov. 29	Rock Island Ind.	W	7-0	3,000
Dec. 6	Pottsville Maroons	L	7-21	5,000
Dec. 10	Milwaukee Badgers	W	59-0	2,500
Dec. 12	Hammond Pros	W	13-0	1,000
Home:	11-2	Away:	0-0-1	230-65

## 1926 (5-6-1)

Head Coach Norm Barry

Sept. 19	Columbus Tigers	W	14-0	2,500
Sept. 26	L.A. Buccaneers	W	15-0	8,000
Oct. 3	Racine Tornadoes	W	20-0	3,000
Oct. 10	At Green Bay	W	13-7	5,000
Oct. 17	At Chicago Bears	L	0-16	12,000
Oct. 24	At Milwaukee Badgers	W	3-2	Unknown
Oct. 31	Green Bay	L	0-3	2,500
Nov. 6	At Frankford Yellow Jackets	L	7-33	8,000
Nov. 7	At N.Y. Giants	L	0-20	5,000
Nov. 11	Chicago Bears*	L	0-10	10,000
Nov. 25	At Chicago Bears	T	0-0	8,000
Nov. 28	Kansas City Cowboys	L	2-7	14,000
Home:	3-3	Away:	2-3-1	74-98

\*Soldier Field

## 1927 (3-7-1)

Head Coach Guy Chamberlin

Sept. 25	Chicago Bears	L	0-9	4,000
Oct. 2	Maroons Pottsville	W	19-7	2,000
Oct. 9	Dayton Triangles	W	7-0	2,500
Oct. 16	At Green Bay	L	0-13	4,500
Oct. 30	N.Y. Yankees	L	6-7	15,000
Nov. 6	Green Bay	T	6-6	3,500
Nov. 13	At N.Y. Yankees	L	6-20	10,000
Nov. 19	At Frankford Yellow Jackets	L	8-12	7,000
Nov. 20	At N.Y. Giants	L	7-28	10,000
Nov. 24	At Chicago Bears	W	3-0	6,000
Nov. 27	Cleveland Bulldogs	L	7-32	5,000
Home:	2-3-1	Away:	1-4	69-134

(All-Time Results continued on page 264)

(All-Time Results continued from page 263)

## 1928 (1-5)

### Head Coach Fred Gillies

Sept. 23	Chicago Bears	L	0-15	4,000
Oct. 7	Dayton Triangles	W	7-0	Unknown
Oct. 14	At Green Bay	L	0-20	4,200
Nov. 24	At Frankford Yellow Jackets	L	0-19	8,000
Nov. 25	At N.Y. Yankees	L	0-19	7,000
Nov. 29	At Chicago Bears	L	0-34	10,000
Home: 1-1.	Away: 0-5.		7-107	

## 1929 (6-6-1)

### Head Coach Dewey Scanlon

Sept. 22	At Canton Bulldogs*	L	0-6	1,800
Sept. 29	At Buffalo Bisons	W	9-3	4,000
Oct. 6	At Green Bay	L	2-9	7,000
Oct. 13	At Minneapolis Red Jackets	L	7-14	Unknown
Oct. 20	At Chicago Bears	T	0-0	20,000
Oct. 27	Green Bay	L	6-7	10,000
Nov. 2	At Frankford Yellow Jackets	L	0-8	5,000
Nov. 6	At Providence Steam Roller	W	16-0	6,000
Nov. 10	Minneapolis Red Jackets	W	8-0	1,000
Nov. 17	Green Bay	L	0-12	10,000
Nov. 24	Dayton Triangles	W	19-0	300
Nov. 28	Chicago Bears	W	40-6	7,000
Dec. 1	At N.Y. Giants	L	21-24	5,000
Dec. 8	At Orange Tornadoes	W	26-0	Unknown
Home: 3-2.	Away: 3-4-1.		154-83	

\*Non-league game

## 1930 (6-5-2)

### Head Coach Ernie Nevers

Sept. 21	At Green Bay	L	0-14	8,000
Sept. 28	At Minneapolis Yellow Jackets	T	7-7	Unknown
Oct. 5	At Portsmouth Spartans	T	0-0	6,500
Oct. 8	At Newark Tornadoes	W	13-0	5,000
Oct. 12	At Providence Steam Roller	L	7-9	6,500
Oct. 16	At N.Y. Giants	L	12-25	15,000
Oct. 19	Chicago Bears	L	6-32	10,000
Oct. 25	At Frankford Yellow Jackets	W	34-7	Unknown
Oct. 26	Portsmouth Spartans	W	23-13	8,000
Oct. 29	At Milwaukee Yellowhaws	W	33-6	2,500
Nov. 2	Frankford Yellow Jackets	W	6-0	3,000
Nov. 9	N.Y. Giants	L	7-13	4,000
Nov. 16	Green Bay	W	13-6	12,000
Nov. 23	Memphis Tigers*	W	20-7	Unknown
Nov. 27	At Chicago Bears	L	0-6	8,175
Dec. 7	At Memphis Tigers*	W	6-0	Unknown
Dec. 14	At Chicago Bears*	L	7-9	Unknown
Home: 3-2.	Away: 3-4-2.		194-154	

\*Non-league game

## 1931 (5-4)

### Head Coach Roy Andrews (1 game)

### Head Coach Ernie Nevers (10 games)

Sept. 23	At Portsmouth Spartans	L	3-13	8,000
Oct. 11	At Green Bay	L	7-26	8,000
Oct. 18	At Chicago Bears	L	13-26	8,000
Nov. 1	At Brooklyn Dodgers	W	14-7	15,000
Nov. 8	At Cleveland Indians	W	14-6	10,000
Nov. 15	Green Bay	W	21-13	9,000
Nov. 22	Portsmouth Spartans	W	20-19	5,000
Nov. 26	At Chicago Bears	L	7-18	14,000
Nov. 28	Cleveland Indians	W	21-0	1,500
Dec. 13	At St. Louis Gunners*	W	26-6	10,000
Dec. 20	Memphis Tigers*	W	24-7	3,000
Home: 3-0.	Away: 2-4.		170-141	

\*Non-league game

## 1932 (2-6-2)

### Head Coach Jack Chevigny

Sept. 18	At Green Bay	L	7-15	3,500
Sept. 25	Battle Creek Maroons*	W	19-0	2,000
Oct. 2	At Portsmouth Spartans	T	7-7	3,725
Oct. 9	Chicago Bears	T	0-0	7,234
Oct. 16	At Boston Braves	W	9-0	15,000
Oct. 30	Brooklyn Dodgers	W	27-7	7,159
Nov. 6	Green Bay	L	9-19	11,000
Nov. 13	At Brooklyn Dodgers	L	0-3	15,000
Nov. 20	At Staten Island Stapletons	L	7-21	5,000
Nov. 24	At Chicago Bears	L	0-34	6,800
Nov. 27	Boston Braves	L	6-8	6,200
Dec. 4	At St. Louis Gunners*	W	20-2	4,000
Home: 1-2-1.	Away: 1-4-1.		111-120	

\*Non-league game

## 1933 (1-9-1)

### Head Coach Paul Schissler

Sept. 17	Freeport Lions*	W	29-6	Unknown
Sept. 20	Indianapolis Indians*	W	2-0	2,500
Sept. 27	At Pittsburgh Pirates	L	13-14	6,000
Oct. 1	At Portsmouth Spartans	L	6-7	Unknown
Oct. 8	At Cincinnati Reds	W	3-0	1,500
Oct. 15	Chicago Bears	L	9-12	12,000
Oct. 22	At Boston Redskins	L	0-10	18,000
Oct. 29	At Brooklyn Dodgers	L	0-7	18,000
Nov. 5	At Green Bay	L	6-14	5,000
Nov. 12	Cincinnati Reds	L	9-12	6,000
Nov. 19	Brooklyn Dodgers	L	0-3	4,000
Nov. 30	At Chicago Bears	L	6-22	8,000
Dec. 3	Boston Redskins	T	0-0	7,000
Dec. 10	At St. Louis Gunners*	L	7-20	10,991
Home: 0-3-1.	Away: 1-6.		90-135	

\*Non-league game

## 1934 (5-6)

### Head Coach Paul Schissler

Sept. 23	At Cincinnati Reds	W	9-0	6,000
Sept. 30	At Detroit	L	0-6	18,000
Oct. 7	At Cincinnati Reds	W	16-0	2,500
Oct. 14	At Chicago Bears	L	0-20	15,000
Oct. 21	At Green Bay	L	0-15	4,000
Oct. 28	At Boston Redskins	L	0-9	10,000
Nov. 6	At Brooklyn Dodgers	W	21-0	7,000
Nov. 11	Detroit	L	13-17	7,000
Nov. 18	At Green Bay	W	9-0	3,000
Nov. 25	At Chicago Bears	L	6-17	13,800
Nov. 29	Green Bay	W	6-0	3,500
Dec. 2	At Kansas City Blues*	W	13-7	3,500
Dec. 5	At Tulsa Oilers*	W	20-7	1,200
Dec. 9	Stanford Braves*	W	37-2	12,000
Dec. 13	L.A. Bulldogs*	L	10-13	Unknown
Dec. 16	At S. California Maroons*	W	41-7	16,000
Dec. 20	PCFL All-Stars*	W	17-7	4,000
Dec. 23	At Berkeley Giants*	W	21-0	7,000
Home: 1-1.	Away: 4-5.		139-134	

\*Non-league game

## 1935 (6-4-2)

### Head Coach Milan Creighton

Sept. 15	At Green Bay	W	7-6	10,000
Sept. 29	At Detroit	T	10-10	8,200
Oct. 13	At Green Bay	W	3-0	17,000
Oct. 20	At Pittsburgh Pirates	L	13-17	6,000
Oct. 27	At N.Y. Giants	W	14-13	32,000
Nov. 3	Detroit	L	6-7	5,000
Nov. 10	Philadelphia	W	12-3	6,000
Nov. 19	At Brooklyn Dodgers	L	12-14	18,000
Nov. 24	At Boston Redskins	W	6-0	6,000
Nov. 28	Green Bay	W	9-7	7,500
Dec. 1	At Chicago Bears	T	7-7	12,167
Dec. 8	Chicago Bears	L	0-13	17,373
Home: 2-2.	Away: 4-2-2		99-87	

## 1936 (3-7-2)

### Head Coach Milan Creighton

Sept. 13	At Green Bay	L	7-10	8,900
Sept. 20	At LaCrosse Lagers*	W	20-8	Unknown
Sept. 28	At Detroit	L	0-39	25,800
Oct. 4	At Green Bay	L	0-24	12,000
Oct. 11	At Chicago Bears	L	3-7	16,288
Oct. 18	At N.Y. Giants	T	6-6	17,000
Oct. 25	At Brooklyn Dodgers	L	0-9	20,000
Nov. 1	At Boston Redskins	L	10-13	7,000
Nov. 8	Philadelphia	W	13-0	1,500
Nov. 15	Pittsburgh Pirates	W	14-6	3,856
Nov. 22	Detroit	L	7-14	7,579
Nov. 29	Chicago Bears	W	14-7	13,704
Dec. 6	Green Bay	T	0-0	5,000
Dec. 13	L.A. Bulldogs*	T	10-10	15,000

Home: 3-1-2. Away: 1-6-1.

\*Non-league game

## 1937 (5-5-1)

### Head Coach Milan Creighton

Sept. 12	At Green Bay	W	14-7	10,000
Sept. 19	At Detroit	L	7-16	17,000
Sept. 24	At Washington	W	21-14	22,367
Sept. 26	At Philadelphia	T	6-6	3,912
Oct. 3	At Cleveland Rams	W	6-0	10,000
Oct. 10	At Green Bay	L	13-34	18,000
Oct. 17	At Chicago Bears	L	7-16	23,000
Oct. 24	At Pittsburgh Pirates	W	13-7	8,963
Oct. 31	Cleveland Rams	W	13-7	9,923
Nov. 21	Detroit	L	7-16	8,576
Dec. 5	Chicago Bears	L	28-42	7,313

Home: 1-2 (25,812). Away: 4-3-1 (113,242).

135-165

## 1938 (2-9)

### Head Coach Milan Creighton

Sept. 1	College All-Stars*	W	32-0	8,724
Sept. 11	Chicago Bears	L	13-16	20,000
Sept. 17	At Cleveland Rams	W	7-6	7,500
Sept. 25	At Green Bay	L	7-28	22,000
Sept. 28	At Green Bay (Buffalo)	L	22-24	12,500
Oct. 2	At Brooklyn Dodgers	L	0-13	17,129
Oct. 11	L.A. Bulldogs*	T	14-14	6,500
	(At Charleston, W. Va.)			
Oct. 16	At Chicago Bears	L	28-34	21,614
Oct. 23	At Detroit	L	0-10	17,917
Oct. 26	At Philadelphia	L	0-7	15,000
	(At Erie, Pa.)			
Nov. 6	At N.Y. Giants	L	0-6	19,648
Nov. 13	Cincinnati Bengals*	T	14-14	5,000
Nov. 20	Detroit	L	3-7	8,279
Nov. 27	Cleveland Rams	W	31-17	2,200

Home: 2-1. Away: 1-8.

\*Non-league game

171-196

## 1939 (1-10)

### Head Coach Ernie Nevers

Sept. 10	At Detroit	L	13-21	15,075
Sept. 17	At Green Bay	L	10-24	12,000
Sept. 24	At Pittsburgh Pirates	W	10-0	19,008
Oct. 1	Detroit	L	3-17	9,000
Oct. 8	At Green Bay	L	20-27	20,000
Oct. 15	At Chicago Bears	L	7-44	29,592
Oct. 22	Cleveland Rams	L	0-24	10,000
Nov. 5	At Cleveland Rams	L	0-14	8,378
Nov. 12	At N.Y. Giants	L	7-17	28,217
Nov. 19	At Washington	L	7-28	26,667
Nov. 26	Chicago Bears	L	7-48	16,055

Home: 0-3 (35,055). Away: 1-7 (158,937)

84-254

## 1940 (2-7-2)

### Head Coach Jimmy Conzelman

Sept. 8	At Pittsburgh	T	7-7	22,000
Sept. 15	At Detroit (At Buffalo)	T	0-0	18,048
Sept. 25	Chicago Bears	W	21-7	23,181
Sept. 29	At Green Bay	L	6-31	21,000
Oct. 5	At Detroit	L	14-43	20,619
Oct. 13	At Washington	L	21-28	33,691
Oct. 20	At Cleveland Rams	L	14-26	13,683
Oct. 27	Cleveland Rams	W	17-7	10,313
Nov. 1	Green Bay	L	7-28	11,364
Nov. 24	At Brooklyn Dodgers	L	9-14	16,619
Dec. 1	At Chicago Bears	L	23-31	13,902

Home: 2-1 (44,858). Away: 0-6-2 (159,562).

139-222

## 1941 (3-7-1)

### Head Coach Jimmy Conzelman

Sept. 9	At Kenosha Cardinals*	T	21-21	3,000
Sept. 16	Cleveland Rams	L	6-10	15,000
Sept. 27	Detroit	T	14-14	15,458
Oct. 5	At Green Bay (Milw.)	L	13-14	10,000
Oct. 12	At Chicago Bears	L	7-53	34,668
Oct. 19	At Brooklyn Dodgers	W	20-6	12,054
Oct. 26	At Philadelphia	L	14-21	12,683
Nov. 2	At N.Y. Giants	W	10-7	29,289
Nov. 16	At Green Bay	L	9-17	15,495
Nov. 23	At Cleveland Rams	W	7-0	5,000
Nov. 30	At Detroit	L	3-21	17,051
Dec. 7	Chicago Bears	L	24-34	18,879

Home: 0-2-1. Away: 3-5.

\*Non-league game

127-187

## 1942 (3-8)

### Head Coach Jimmy Conzelman

Sept. 6	Western Army All-Stars*	L	10-16	20,000
	(At Denver, Colo.)			
Sept. 13	At Cleveland Rams (At Buffalo)	W	7-0	18,698
Sept. 20	Detroit	W	13-0	14,742
Oct. 4	Green Bay	L	13-17	25,000
Oct. 11	At Chicago Bears	L	14-41	38,500
Oct. 18	At Detroit	W	7-0	14,100
Oct. 25	At Cleveland Rams	L	3-7	7,896
Nov. 1	At Green Bay	L	24-55	15,000
Nov. 8	At Washington	L	0-28	35,425
Nov. 15	Wichita Aero Commanders*	W	35-7	5,000
Nov. 22	At Pittsburgh	L	3-19	20,711
Nov. 29	At N.Y. Giants	L	7-21	20,354
Dec. 6	Chicago Bears	L	7-21	8,251

Home: 1-2. Away: 2-6.

\*Non-league game.

143-232

## 1943 (0-10)

### Head Coach Phil Handler

Sept. 19	At Detroit	L	14-35	23,408
Sept. 25	Washington (Buffalo)*	L	21-43	20,707
Oct. 3	Green Bay	L	7-28	15,563
Oct. 10	Chicago Bears	L	0-20	24,658
Oct. 17	Detroit (Buffalo)	L	0-7	15,072
Oct. 24	At Washington	L	7-13	35,540
Oct. 31	At Phila.-Pitt. Steagles	L	13-34	16,351
Nov. 7	At Brooklyn Dodgers	L	0-7	13,340
Nov. 14	At Green Bay	L	14-35	11,000
Nov. 21	At N.Y. Giants	L	13-24	19,804
Nov. 28	Chicago Bears	L	24-35	17,219

Home: 0-3 (57,440). Away: 0-7 (134,515).

\*Non-league game

116-281

(All-Time Results continued on page 266)

(All-Time Results continued from page 265)

## 1944 (0-10)+

Co-coach Phil Handler (Cardinals)

Co-coach Walt Kiesling (Steelers)

Sept. 12	Philadelphia*	L	0-22	20,000
Sept. 18	Washington* (At Pitt., Pa.)	L	0-3	17,085
Sept. 24	Cleveland Rams (At Pitt., Pa.)	L	28-30	20,868
Oct. 1	N.Y. Giants* (At Pitt., Pa.)	W	17-16	Unknown
Oct. 8	At Green Bay	L	7-34	16,500
Oct. 15	At Chicago Bears	L	7-34	20,940
Oct. 22	At N.Y. Giants	L	0-23	40,734
Oct. 29	At Washington	L	20-42	35,540
Nov. 5	Vs. Detroit (At Pitt., Pa.)	L	0-27	17,743
Nov. 12	At Detroit	L	0-10	13,239
Nov. 19	Cleveland Rams	L	6-33	14,632
Nov. 26	Green Bay	L	20-35	7,158
Dec. 3	Chicago Bears	L	7-49	9,069

Home: 0-5. Away: 0-5. 125-369

\*Non-league game

+The Cardinals and Steelers combined teams for the 1944 season as a wartime emergency measure. Coaching duties were divided between the teams' head coaches. Home games were divided between Pittsburgh and Chicago.

## 1945 (1-9)

Head Coach Phil Handler

Sept. 17	Washington* (At Buffalo, N.Y.)	T	7-7	Unknown
Sept. 23	Detroit (At Milwaukee, Wisc.)	L	0-10	5,461
Sept. 30	At Cleveland Rams	L	0-21	10,872
Oct. 7	At Philadelphia	L	6-26	25,581
Oct. 14	At Chicago Bears	W	16-7	20,784
Oct. 21	At Detroit	L	0-26	32,644
Oct. 28	At Green Bay	L	14-33	19,221
Nov. 4	At Washington	L	21-24	35,000
Nov. 11	At Pittsburgh	L	0-23	13,153
Nov. 18	Cleveland Rams	L	21-35	18,000
Dec. 2	Chicago Bears	L	20-28	13,925

Home: 0-2. Away: 1-7. 105-235

\*Non-league game

## 1946 (6-5)

Head Coach Jimmy Conzelman

Sept. 20	At Pittsburgh	L	7-14	32,851
Sept. 30	Detroit	W	34-14	26,842
Oct. 6	Chicago Bears	L	17-34	39,263
Oct. 13	At Detroit	W	36-14	23,987
Oct. 20	At N.Y. Giants	L	24-28	50,681
Oct. 27	L.A. Rams	W	34-10	36,180
Nov. 3	At Boston Yanks	W	28-14	10,556
Nov. 10	Green Bay	L	7-19	30,691
Nov. 17	At L.A. Rams	L	14-17	38,271
Nov. 24	At Green Bay	W	24-6	16,150
Dec. 1	At Chicago Bears	W	35-28	47,511

Home: 2-2 (134,976). Away: 4-3 (220,007). 260-198

## 1947 (9-3, NFL Champion)

Head Coach Jimmy Conzelman

Sept. 28	Detroit	W	45-21	22,739
Oct. 5	Chicago Bears	W	31-7	51,123
Oct. 12	At Green Bay	W	14-10	25,502
Oct. 19	At L.A. Rams	L	7-27	69,631
Oct. 26	Boston Yankees	W	27-7	22,286
Nov. 2	L.A. Rams	W	17-10	40,575
Nov. 9	At Detroit	W	17-7	27,513
Nov. 16	Green Bay	W	21-20	40,086
Nov. 23	At Washington	L	21-45	35,362
Nov. 30	At N.Y. Giants	L	31-35	28,744
Dec. 7	At Philadelphia	W	45-21	34,432
Dec. 14	At Chicago Bears	W	30-21	48,632

Home: 5-0 (176,809). Away: 4-3 (269,816). 306-231

NFL Championship Game, Comiskey Park, Chicago

Dec. 28 Philadelphia W 28-21 30,759

## 1948 (11-1)

Head Coach Jimmy Conzelman

Sept. 24	Philadelphia	W	21-14	25,875
Oct. 4	Chicago Bears	L	17-28	52,765
Oct. 10	At Green Bay (Milw.)	W	17-7	34,369
Oct. 17	At N.Y. Giants	W	63-35	35,342
Oct. 24	Boston Yanks	W	49-27	23,433
Oct. 31	At L.A. Rams	W	27-22	32,149
Nov. 7	Detroit	W	56-20	24,051
Nov. 14	At Pittsburgh	W	24-7	33,364
Nov. 21	L.A. Rams	W	27-24	29,031
Nov. 25	At Detroit	W	28-14	22,957
Dec. 5	Green Bay	W	42-7	26,072
Dec. 12	At Chicago Bears	W	24-21	51,283

Home: 5-1 (181,227). Away: 6-0 (209,464). 395-226

NFL Championship Game, Shibe Park, Philadelphia

Dec. 19 At Philadelphia L 0-7 36,309

## 1949 (6-5-1)

Head Coaches Buddy Parker (5 games)

Phil Handler (7 games)

Sept. 26	Washington	W	38-7	24,136
Oct. 2	Chicago Bears	L	7-17	52,867
Oct. 8	At Philadelphia	L	3-28	34,576
Oct. 16	At Green Bay (Milw.)	W	39-17	18,164
Oct. 23	Detroit	L	7-24	23,215
Oct. 30	N.Y. Giants	L	38-41	21,339
Nov. 6	At Detroit	W	42-19	22,479
Nov. 13	At N.Y. Bulldogs	W	65-20	9,072
Nov. 20	L.A. Rams	T	28-28	34,100
Nov. 27	Green Bay	W	41-21	16,787
Dec. 4	At L.A. Rams	W	31-27	74,673
Dec. 11	At Chicago Bears	L	21-52	50,101

Home: 2-3-1 (171,444). Away: 4-2 (209,065). 360-301

## 1950 (5-7)

Head Coach Earl "Curly" Lambeau

Sept. 24	Philadelphia	L	7-45	24,914
Oct. 2	Baltimore	W	55-13	14,439
Oct. 8	At Chicago Bears	L	6-27	48,025
Oct. 15	At Cleveland	L	24-34	33,774
Oct. 22	At Washington	W	38-28	27,856
Oct. 29	N.Y. Giants	W	17-3	23,964
Nov. 5	Cleveland	L	7-10	38,456
Nov. 12	At N.Y. Giants	L	21-51	22,380
Nov. 19	At Philadelphia	W	14-10	28,368
Nov. 23	Pittsburgh	L	17-28	11,622
Dec. 3	Chicago Bears	W	20-10	31,919
Dec. 10	At Pittsburgh	L	7-28	18,301

Home: 3-3 (145,314). Away: 2-4 (178,704). 233-287

## 1951 (3-9)

Head Coach Earl "Curly" Lambeau

Sept. 30	Philadelphia	L	14-17	16,129
Oct. 7	Chicago Bears	W	28-14	33,781
Oct. 14	At N.Y. Giants	L	17-28	28,095
Oct. 21	At Washington	L	3-7	22,960
Oct. 28	Pittsburgh	L	14-28	14,773
Nov. 4	Cleveland	L	17-34	19,742
Nov. 11	At L.A. Rams	L	21-45	29,936
Nov. 18	At San Francisco	W	27-21	19,658
Nov. 25	N.Y. Giants	L	0-10	11,892
Dec. 2	At Cleveland	L	28-49	30,550
Dec. 9	Washington	L	17-20	9,459
Dec. 16	At Chicago Bears	W	24-14	15,085

Home: 1-5 (105,776). Away: 2-4 (146,344). 210-287

## 1952 (4-8)

### Head Coach Joe Kuharich

Sept. 29	Washington	L	7-23	17,837
Oct. 5	Chicago Bears	W	21-10	34,687
Oct. 12	At Washington	W	17-6	24,800
Oct. 19	At N.Y. Giants	W	24-23	41,182
Oct. 26	Pittsburgh	L	28-34	20,395
Nov. 2	N.Y. Giants	L	6-28	27,195
Nov. 9	At Cleveland	L	13-28	34,097
Nov. 16	At Philadelphia	L	7-10	18,908
Nov. 23	At Pittsburgh	L	14-17	16,330
Nov. 30	Philadelphia	W	28-22	13,577
Dec. 7	Cleveland	L	0-10	24,541
Dec. 14	At Chicago Bears	L	7-10	32,578

Home: 2-4 (120,405), Away: 2-4,  
172-221

## 1953 (1-10-1)

### Head Coach Joe Stydahar

Sept. 27	Washington	L	13-24	16,055
Oct. 4	Cleveland	L	7-27	24,374
Oct. 11	At Pittsburgh	L	28-31	25,935
Oct. 18	At N.Y. Giants	L	7-21	30,301
Oct. 25	Philadelphia	L	17-56	22,064
Nov. 1	N.Y. Giants	L	20-23	17,499
Nov. 8	At Washington	L	17-28	19,654
Nov. 15	L.A. Rams	T	24-24	26,674
Nov. 21	At Philadelphia	L	0-38	19,402
Nov. 29	At Cleveland	L	16-27	24,499
Dec. 6	Pittsburgh	L	17-21	14,138
Dec. 13	At Chicago Bears	W	24-17	38,059

Home: 0-5-1, Away: 1-5,  
190-337

## 1954 (2-10)

### Head Coach Joe Stydahar

Sept. 26	N.Y. Giants	L	10-41	16,780
Oct. 3	Philadelphia	L	16-35	17,094
Oct. 10	At Cleveland	L	7-31	24,101
Oct. 17	At N.Y. Giants	L	17-31	31,256
Oct. 24	Cleveland	L	3-35	23,823
Oct. 31	Pittsburgh	W	17-14	18,765
Nov. 7	At Philadelphia	L	14-30	21,963
Nov. 14	At L.A. Rams	L	17-28	40,739
Nov. 21	Washington	W	38-16	15,619
Nov. 28	At Pittsburgh	L	17-20	14,460
Dec. 5	Chicago Bears	L	7-29	33,594
Dec. 12	At Washington	L	20-37	18,107

Home: 2-4 (125,665), Away: 0-6 (150,626),  
183-347

## 1955 (4-7-1)

### Head Coach Ray Richards

Sept. 26	At Pittsburgh	L	7-14	26,359
Oct. 2	N.Y. Giants	W	28-17	9,555
Oct. 9	At Washington	W	24-10	26,337
Oct. 16	At N.Y. Giants	W	0-10	7,000
Oct. 23	Philadelphia	T	24-24	24,620
Oct. 30	Cleveland	L	20-26	29,471
Nov. 5	Pittsburgh	W	27-13	23,310
Nov. 13	At Green Bay	L	14-31	20,104
Nov. 20	Washington	L	0-31	16,901
Nov. 27	Chicago Bears	W	53-14	47,314
Dec. 4	At Philadelphia	L	3-27	19,378
Dec. 11	At Cleveland	L	24-35	25,914

Home: 3-2-1 (151,171), Away: 1-5 (125,092),  
224-252

## 1956 (7-5)

### Head Coach Ray Richards

Sept. 30	Cleveland	W	9-7	20,966
Oct. 7	N.Y. Giants	W	35-27	21,799
Oct. 14	At Washington	W	31-3	25,794
Oct. 21	At Philadelphia	W	20-6	36,545
Oct. 28	Washington	L	14-17	30,553
Nov. 4	Philadelphia	W	28-17	27,609
Nov. 11	At N.Y. Giants	L	10-23	62,410
Nov. 18	At Pittsburgh	L	7-14	24,086
Nov. 25	Pittsburgh	W	38-27	17,724
Dec. 2	Green Bay	L	21-24	22,620
Dec. 9	At Chicago Bears	L	3-10	48,806
Dec. 16	At Cleveland	W	24-7	25,312

Home: 4-2 (141,251), Away: 3-3 (222,753),  
240-182

## 1957 (3-9)

### Head Coach Ray Richards

Sept. 29	At San Francisco	W	20-10	35,743
Oct. 6	Washington	L	14-37	18,278
Oct. 13	At Pittsburgh	L	20-29	29,446
Oct. 20	At Washington	W	44-14	23,159
Oct. 27	Cleveland	L	7-17	26,341
Nov. 3	Philadelphia	L	21-38	18,718
Nov. 10	At N.Y. Giants	L	14-27	46,402
Nov. 24	N.Y. Giants	L	21-28	19,200
Dec. 1	At Cleveland	L	0-31	40,525
Dec. 8	Chicago Bears	L	6-14	43,735
Dec. 15	At Philadelphia	W	31-27	12,555
Dec. 22	Pittsburgh	L	2-27	10,084

Home: 0-6 (136,356), Away: 3-3 (187,830),  
200-299

## 1958 (2-9-1)

### Head Coach Frank "Pop" Ivy

Sept. 28	At N.Y. Giants (Buffalo)	L	7-37	21,923
Oct. 4	Washington	W	37-10	21,824
Oct. 12	At Cleveland	L	28-35	65,403
Oct. 19	At N.Y. Giants	W	23-6	52,684
Oct. 26	Cleveland	L	24-38	30,933
Nov. 2	Philadelphia	T	21-21	17,486
Nov. 9	At Washington	L	31-45	26,196
Nov. 16	At Philadelphia	L	21-49	18,315
Nov. 23	Pittsburgh	L	20-27	15,946
Nov. 30	L.A. Rams	L	14-20	13,014
Dec. 7	At Chicago Bears	L	14-30	41,617
Dec. 13	At Pittsburgh	L	21-38	16,660

Home: 1-3-1 (99,203), Away: 1-6,  
261-356

## 1959 (2-10)

### Head Coach Frank "Pop" Ivy

<b>(Final season in Chicago)</b>				
Sept. 27	Washington	W	49-21	21,892
Oct. 4	Cleveland	L	7-34	19,935
Oct. 11	At Washington	L	14-23	25,937
Oct. 18	At Cleveland	L	7-17	46,422
Oct. 25	Philadelphia (Mpls.)	L	24-28	20,112
Nov. 1	Pittsburgh	W	45-24	23,187
Nov. 8	At N.Y. Giants	L	3-9	56,779
Nov. 15	At Philadelphia	L	17-27	28,887
Nov. 22	N.Y. Giants (Mpls.)	L	20-30	26,625
Nov. 29	Chicago Bears	L	7-31	48,687
Dec. 6	At Detroit	L	21-45	45,811
Dec. 13	At Pittsburgh	L	20-35	19,011

234-324

Home: 2-2 (113,701), Home (Neutral): 0-2 (46,737), Away: 0-6 (222,847)  
Note: Four Cardinal home games were played at Chicago's Soldier Field and two at Metropolitan Stadium in Minneapolis.

(All-Time Results continued on page 268)

(All-Time Results continued from page 267)

## 1960 (6-5-1)

Head Coach Frank "Pop" Ivy

(First season in St. Louis)

Sept. 23	At L.A. Rams	W	43-21	47,448
Oct. 2	N.Y. Giants	L	14-35	26,089
Oct. 9	At Philadelphia	L	27-31	33,701
Oct. 16	At Pittsburgh	L	14-27	22,971
Oct. 23	Dallas	W	12-10	23,128
Oct. 30	At N.Y. Giants	W	20-13	58,516
Nov. 6	Washington	W	44-7	22,458
Nov. 13	At Cleveland	L	27-28	49,192
Nov. 20	At Washington	W	26-14	23,848
Nov. 27	Cleveland	T	17-17	26,146
Dec. 4	Philadelphia	L	6-20	21,358
Dec. 18	Pittsburgh	W	38-7	20,840
Home: 3-2-1 (140,019). Away: 3-3 (235,676). 288-230				

### Usual Starting Lineup

Offense		Defense	
LE.....	Sonny Randle	LE.....	Leo Sugar
LT.....	Ed Cook	LT.....	Don Owens
LG.....	Mike McGee	RT.....	Frank Fuller
C.....	Don Gillis	RE.....	Luke Owens
RG.....	Ken Gray	LLB.....	John Tracey
RT.....	Tom Day	MLB.....	Dale Meinert
TE.....	Ken Panfil	RLB.....	Bill Koman
FL.....	Hugh McInnis	LCB.....	Joe Driskill
FB.....	Joe Childress	RCB.....	Billy Stacy
QB.....	John Roach	LS.....	Jimmy Hill
RB.....	John David Crow	RS.....	Jerry Norton
P.....	Mal Hammack	P.....	Larry Wilson
			Jimmy Hill
			Jerry Norton

### Team Statistics

	Cards	Opp.
<b>Total First Downs</b> .....	229	158
Rushing.....	128	56
Passing.....	88	93
Penalty.....	13	9
<b>Total Net Yards</b> .....	4,167	3,029
Avg. Per Game.....	347.3	252.4
Total Plays.....	838	723
Avg. Per Play.....	5.0	4.2
<b>Net Yards Rushing</b> .....	2,356	1,212
Avg. Per Game.....	196.3	101.0
Total Rushes.....	484	344
<b>Net Yards Passing</b> .....	1,811	1,817
Avg. Per Game.....	150.9	151.4
Yards Lost Att. to Pass.....	179	330
Gross Yards.....	1,990	2,004
Att./Comp./Pct.....	285/126/44.2	301/156/51.8
Had Intercepted.....	25	21
<b>Punts/Average</b> .....	44/44.7	64/44.2
<b>Net Punting Average</b> .....	38.9	39.9
<b>Penalties/Yards</b> .....	46/456	59/500
<b>Fumbles/Lost</b> .....	43/21	35/23
<b>Touchdowns</b> .....	34	30
Rushing.....	13	8
Passing.....	20	20
Returns.....	1	2

### Notes

NFL approves Cards' move from Chicago to St. Louis on March 13 ... team plays in 34,000-seat Sportsman's Park ... with no regular practice site, the team practices at an open field at a city park ... running back **John David Crow** breaks **Ollie Matson's** single-season rushing mark with 1,071 yards ... Crow sets franchise single-game mark that stood for 35 years with 203 yards vs. Pittsburgh on Dec. 18 ... Cards lead NFL in rushing with 2,356 yards (196.3 yards per game) and in rushing defense allowing 1,212 yards (101 yards per game) ... defense also leads league, allowing 252.4 yards per game, 158 first downs, and just 56 first downs rushing ... wide receiver **Sonny Randle** leads NFL with club-record 15 touchdowns receiving on 62 receptions ... little-known Utah halfback **Larry Wilson**, selected in seventh round of draft, converts to safety due to injuries.

## 1961 (7-7)

Head Coach Frank "Pop" Ivy

Sept. 17	At N.Y. Giants	W	21-10	58,059
Sept. 24	At Cleveland	L	17-20	50,443
Oct. 1	At Philadelphia	W	30-27	59,399
Oct. 8	N.Y. Giants	L	9-24	23,713
Oct. 15	Philadelphia	L	7-20	20,262
Oct. 22	At Washington	W	24-0	28,037
Oct. 29	Cleveland	L	10-21	26,696
Nov. 5	At Dallas	W	31-17	20,500
Nov. 12	Detroit	L	14-45	20,320
Nov. 19	At Baltimore	L	0-16	56,112
Nov. 26	At Pittsburgh	L	27-30	17,090
Dec. 3	Washington	W	38-24	16,204
Dec. 10	Dallas	W	31-13	15,384
Dec. 17	Pittsburgh	W	20-0	16,298
Home: 3-4 (135,877). Away: 4-3 (289,640). 279-267				

### Usual Starting Lineup

Offense		Defense	
LE.....	Sonny Randle	LE.....	Joe Robb
LT.....	Ed Cook	LT.....	Ed Henke
LG.....	Mike McGee	RT.....	Don Owens
C.....	Don Gillis	RT.....	Frank Fuller
RG.....	Ken Gray	RE.....	Ed Henke
RT.....	Ernie McMillan	LLB.....	Luke Owens
TE.....	Gerry Perry	MLB.....	Ted Bates
FL.....	Taz Anderson	RLB.....	Dale Meinert
FL.....	Hugh McInnis	LCB.....	Bill Koman
FL.....	Bobby Joe Conrad	LCB.....	Billy Stacy
FL.....	Billy Stacy	RCB.....	Bill West
QB.....	Sam Etchevery	RCB.....	Jimmy Hill
QB.....	Ralph Guglielmi	LS.....	Jerry Norton
QB.....	Charley Johnson	RS.....	Larry Wilson
RB.....	Prentice Gautt	RS.....	Joe Driskill
RB.....	John David Crow	P.....	Jerry Norton
FB.....	Frank Mestrik		
K.....	Gerry Perry		

### Team Statistics

	Cards	Opp.
<b>Total First Downs</b> .....	202	215
Rushing.....	83	91
Passing.....	110	112
Penalty.....	9	12
<b>Total Net Yards</b> .....	3,378	3,986
Avg. Per Game.....	241.3	284.7
Total Plays.....	839	971
Avg. Per Play.....	4.0	4.1
<b>Net Yards Rushing</b> .....	1,405	1,676
Avg. Per Game.....	100.4	119.7
Total Rushes.....	386	477
<b>Net Yards Passing</b> .....	1,973	2,310
Avg. Per Game.....	140.9	165.0
Yards Lost Att. to Pass.....	461	334
Gross Yards.....	2,434	2,644
Att./Comp./Pct.....	351/168/47.9	389/187/48.1
Had Intercepted.....	23	24
<b>Punts/Average</b> .....	85/44.7	67/43.5
<b>Net Punting Average</b> .....	39.6	38.5
<b>Penalties/Yards</b> .....	57/535	59/546
<b>Fumbles/Lost</b> .....	39/18	36/20
<b>Touchdowns</b> .....	37	30
Rushing.....	8	11
Passing.....	21	18
Returns.....	8	1

### Notes

Cards sign decade-long CFL passing leader **Sam Etchevery** and trade quarterback **John Roach** for running back **Prentice Gautt** and wide receiver **Taz Anderson** ... Gautt and Anderson enjoy productive Cardinal careers ... Etchevery, who passed for 30,381 yards and 183 touchdowns in nine seasons for the Montreal Alouettes, hurts his arm in training camp ... coupled with running back **John David Crow's** broken ankle, Cards finish 7-7 ... Head Coach **Frank "Pop" Ivy** resigns with two games remaining ... Cards win both remaining contests as assistants **Chuck Drulis**, **Ray Prochaska**, and **Ray Wilsey** take over ... during the season, Drulis and his prize pupil, second-year safety **Larry Wilson**, perfected the safety blitz.

## 1962 (4-9-1)

### Head Coach Wally Lemm

Sept. 16	At Philadelphia	W	27-21	58,910
Sept. 23	At Green Bay	L	0-17	44,885
Sept. 30	At Washington	L	14-24	37,419
Oct. 7	N.Y. Giants	L	14-31	20,327
Oct. 14	Washington	T	17-17	18,104
Oct. 21	Cleveland	L	7-34	23,256
Oct. 28	At Dallas	W	28-24	16,027
Nov. 4	At N.Y. Giants	L	28-31	62,775
Nov. 11	Pittsburgh	L	17-26	20,264
Nov. 18	At Cleveland	L	14-38	41,315
Nov. 25	San Francisco	L	17-24	17,532
Dec. 2	At Pittsburgh	L	7-19	17,265
Dec. 9	Dallas	W	52-20	14,102
Dec. 16	Philadelphia	W	45-35	14,989

Home: 2-4-1 (128,574). Away: 2-5 (279,096). 287-287

### Usual Starting Lineup

<b>Offense</b>	<b>Defense</b>
LE.....Sonny Randle	LE.....Joe Robb
LT.....Ed Cook	DT.....Don Owens
LG.....Mike McGee	DT.....Frank Fuller
C.....Bob DeMarco	RE.....Luke Owens
RG.....Ken Gray	LLB.....Marion Rushing
RT.....Ernie McMillan	MLB.....Garland Boyette
TE.....Taz Anderson	.....Dale Meinert
FL.....Bobby Joe Conrad	RLB.....Bill Koman
QB.....Charley Johnson	LCB.....Billy Stacy
.....Sam Etcheverry	RCB.....Jimmy Hill
RB.....John David Crow	LS.....Norm Beal
RB.....Mal Hammack	RS.....Larry Wilson
.....Joe Childress	P.....Sam Etcheverry
K.....Gerry Perry	

### Team Statistics

	<b>Cards</b>	<b>Opp.</b>
<b>Total First Downs</b> .....	268	251
Rushing.....	109	93
Passing.....	138	141
Penalty.....	21	17
<b>Total Net Yards</b> .....	4,798	4,719
Avg. Per Game.....	342.7	337.1
Total Plays.....	923	923
Avg. Per Play.....	5.2	5.1
<b>Net Yards Rushing</b> .....	1,698	1,732
Avg. Per Game.....	121.3	123.7
Total Rushes.....	416	452T
<b>Net Yards Passing</b> .....	3,100	2,987
Avg. Per Game.....	221.4	213.4
Yards Lost Att. to Pass.....	288	315
Gross Yards.....	3,388	3,302
Att./Comp./Pct.....	434/220/51.7	377/196/51.9
Had Intercepted.....	30	16
<b>Punts/Average</b> .....	59/38.3	61/40.5
<b>Penalties/Yards</b> .....	56/655	63/584
<b>Fumbles/Lost</b> .....	37/21	23/15
<b>Touchdowns</b> .....	39	44
Rushing.....	20	18
Passing.....	18	21
Returns.....	1	5

### Notes

Violet Wolfner Bidwill, widow of Card owner Charles W. Bidwill, Sr., passes away ... sons Bill and Charles (Stormy) Bidwill become legal owners and retain their titles of president (Stormy) and vice-president (Bill) ... Wally Lemm, a former Cardinal assistant coach, selected head coach ... Charley Johnson, a "future" draft pick in 1960, becomes starting quarterback in the fifth game of the season and sets team records for pass attempts (308), completions (150), and yardage (2,440) ... he also sets single-game mark with 386 yards against Philadelphia on Dec. 16 as Cards (589 yards total offense) and Eagles (498 yards) combine for 1,087 total yards, the second-highest total in NFL history ... Bobby Joe Conrad switches from running back to flanker and catches 62 passes to tie a club record set two years earlier by Sonny Randle ... Randle sets a pair of team marks with 16 receptions for 256 yards at N.Y. Giants on Nov. 4.

## 1963 (9-5)

### Head Coach Wally Lemm

Sept. 14	At Dallas	W	34-7	36,432
Sept. 22	At Philadelphia	W	28-24	60,671
Sept. 29	At Pittsburgh	L	10-23	28,225
Oct. 6	At Minnesota	W	56-14	30,220
Oct. 13	Pittsburgh	W	24-23	23,715
Oct. 20	Green Bay	L	7-30	32,224
Oct. 27	At Washington	W	21-7	46,921
Nov. 3	N.Y. Giants	L	21-38	29,482
Nov. 10	Washington	W	24-20	18,197
Nov. 17	At Cleveland	W	20-14	75,232
Nov. 24	At N.Y. Giants	W	24-17	62,992
Dec. 1	Cleveland	L	10-24	32,531
Dec. 8	Philadelphia	W	32-14	15,979
Dec. 15	Dallas	L	24-28	12,695

Home: 3-4 (164,623). Away: 6-1 (340,693). 341-283

### Usual Starting Lineup

<b>Offense</b>	<b>Defense</b>
LE.....Sonny Randle	LE.....Joe Robb
LT.....Irv Goode	LT.....Don Owens
LG.....Ed Cook	RT.....Luke Owens
C.....Bob DeMarco	RE.....Don Brumm
RG.....Ken Gray	LLB.....Larry Stallings
RT.....Ernie McMillan	.....Marion Rushing
TE.....Jackie Smith	MLB.....Dale Meinert
.....Taz Anderson	RLB.....Bill Koman
FL.....Bobby Joe Conrad	LCB.....Pat Fischer
QB.....Charley Johnson	RCB.....Jimmy Hill
FB.....Joe Childress	LS.....Jerry Stovall
RB.....Bill Triplett	.....Billy Stacy
K.....Jim Bakken	RS.....Larry Wilson
	P.....Jim Bakken

### Team Statistics

	<b>Cards</b>	<b>Opp.</b>
<b>Total First Downs</b> .....	254	235
Rushing.....	105	105
Passing.....	134	107
Penalty.....	15	23
<b>Total Net Yards</b> .....	4,870	3,954
Avg. Per Game.....	347.9	282.4
Total Plays.....	901	872
Avg. Per Play.....	5.4	4.5
<b>Net Yards Rushing</b> .....	1,839	1,802
Avg. Per Game.....	131.4	128.7
Total Rushes.....	423	
<b>Net Yards Passing</b> .....	3,031	2,152
Avg. Per Game.....	216.5	153.7
Sacked/Yards Lost.....	40/372	41/364
Gross Yards.....	3,403	2,516
Att./Comp./Pct.....	438/228/52.1	370/180/48.6
Had Intercepted.....	21	18
<b>Punts/Average</b> .....	65/40.7	74/40.1
<b>Penalties/Yards</b> .....	69/692	53/581
<b>Fumbles/Lost</b> .....	29/18	32/18
<b>Touchdowns</b> .....	44	34
Rushing.....	10	19
Passing.....	30	13
Returns.....	4	2

### Notes

Bolstered by an exceptional draft, the Cardinals finish 9-5, their best record since 1948 ... eight draftees—and Don Brumm, linebacker Dave Meggsey, tackle Bob Reynolds, defensive tackle Sam Silas, tight end Jackie Smith, linebacker Larry Stallings, defensive back Jerry Stovall, and running back Bill Thornton—become multi-year starters ... flanker Bobby Joe Conrad catches a club-record 73 passes for 967 yards with 10 touchdowns ... quarterback Charley Johnson sets four team passing marks—attempts (423), completions (222), yardage (3,280) and touchdowns (26, still a club record tied by Neil Lomax in 1984) ... ground broken for a multi-purpose stadium in St. Louis.

(All-Time Results continued on page 270)

## 1964 (9-3-2)

### Head Coach Wally Lemm

Sept. 12	At Dallas	W	16-6	36,605
Sept. 20	At Cleveland	T	33-33	76,954
Sept. 27	At San Francisco	W	23-13	30,969
Oct. 4	At Washington	W	23-17	49,219
Oct. 12*	At Baltimore	L	27-47	60,213
Oct. 18	Washington	W	38-24	23,748
Oct. 25	Dallas	L	13-31	28,253
Nov. 1	At N.Y. Giants	L	17-34	63,072
Nov. 8	Pittsburgh	W	34-30	28,245
Nov. 15	N.Y. Giants	T	10-10	29,608
Nov. 22	At Philadelphia	W	38-13	60,671
Nov. 29	At Pittsburgh	W	21-20	27,807
Dec. 6	Cleveland	W	28-19	31,585
Dec. 13	Philadelphia	W	36-34	24,636

Home: 4-4-1 (166,075). Away: 5-2-1 (405,510). 357-331

### Non-Advancing Playoff Bowl between second-place teams

Jan. 3, 1965	Vs. Green Bay	W	24-17	56,218
	(At Miami)			

\*Scheduling conflict with St. Louis baseball Cardinals' participation in the 1964 World Series moves home game to Baltimore.

### Usual Starting Lineup

Offense	Defense
LE.....Sonny Randle	LE.....Joe Robb
LT.....Billy Gambrell	LT.....Sam Silas
LT.....Bob Reynolds	RT.....Luke Owens
LG.....Irv Goode	RE.....Don Brumm
C.....Bob DeMarco	LLB.....Larry Stallings
RG.....Ken Gray	.....Mat Hammack
RT.....Ernie McMillan	MLB.....Dale Meinert
TE.....Taz Anderson	RLB.....Bill Koman
.....Jackie Smith	LCB.....Pat Fischer
FL.....Bobby Joe Conrad	RCB.....Jim Burson
QB.....Charley Johnson	.....Jimmy Hill
RB.....John David Crow	LS.....Jerry Stovall
.....Prentice Gault	RS.....Larry Wilson
RB.....Joe Childress	P.....Jackie Smith
K.....Jim Bakken	

### Team Statistics

	Cards	Opp.
<b>Total First Downs</b> .....	<b>275</b>	<b>235</b>
Rushing.....	95	96
Passing.....	152	128
Penalty.....	26	11
<b>Total Net Yards</b> .....	<b>4,517</b>	<b>4,292</b>
Avg. Per Game.....	322.6	306.6
Total Plays.....	915	845
Avg. Per Play.....	4.9	5.1
<b>Net Yards Rushing</b> .....	<b>1,770</b>	<b>1,809</b>
Avg. Per Game.....	126.4	129.2
Total Rushes.....	456	414
<b>Net Yards Passing</b> .....	<b>2,747</b>	<b>2,483</b>
Avg. Per Game.....	196.2	177.4
Sacked/Yards Lost.....	37/298	42/356
Gross Yards.....	3,045	2,839
Att./Comp./Pct.....	422/223/52.8	390/194/49.7
Had Intercepted.....	24	25
<b>Punts: Average</b> .....	<b>56/40.9</b>	<b>67/43.5</b>
<b>Penalties: Yards</b> .....	<b>64/579</b>	<b>71/695</b>
<b>Fumbles: Lost</b> .....	<b>29/16</b>	<b>24/14</b>
<b>Touchdowns</b> .....	<b>40</b>	<b>36</b>
Rushing.....	12	13
Passing.....	21	21
Returns.....	7	2

### Notes

Cards spur overtime from Atlanta to relocate to the South with promise of a new stadium ... Cards improve to 9-3-2 record, second in NFL's Eastern Conference to eventual NFL champion Cleveland's 10-3-1 mark ... Cards gain tie and victory, however, against Browns during regular-season play ... cornerback **Pat Fischer** earns all-pro honors with 10 interceptions, second in the league ... quarterback **Charley Johnson** finishes season throwing a touchdown pass in 11 consecutive games and pushes the streak to 16 straight in 1965 ... Cards defeat Green Bay 24-17 at Miami in non-advancing Playoff Bowl between second-place finishers in each conference ... World Series conflict with baseball Cardinals moves Oct. 12 home game vs. Colts to Baltimore.

## 1965 (5-9)

### Head Coach Wally Lemm

Sept. 19	At Philadelphia	L	27-34	54,260
Sept. 26	At Cleveland	W	49-13	80,161
Oct. 4	Dallas	W	20-13	32,034
Oct. 10	At Washington	W	37-16	50,205
Oct. 17	At Pittsburgh	W	20-7	31,085
Oct. 24	Washington	L	20-24	32,228
Oct. 31	At N.Y. Giants	L	10-14	62,807
Nov. 7	Pittsburgh	W	21-17	31,899
Nov. 14	At Chicago	L	13-34	45,663
Nov. 21	N.Y. Giants	L	15-28	31,704
Nov. 28	Philadelphia	L	24-28	28,706
Dec. 5	L.A. Rams	L	3-27	27,943
Dec. 11	At Dallas	L	13-27	38,499
Dec. 19	Cleveland	L	24-27	29,348

Home: 2-5 (213,862). Away: 3-4 (362,680). 296-309

### Usual Starting Lineup

Offense	Defense
LE.....Sonny Randle	LE.....Joe Robb
LT.....Bob Reynolds	LT.....Sam Silas
LG.....Irv Goode	RT.....Luke Owens
C.....Bob DeMarco	RE.....Don Brumm
RG.....Ken Gray	LLB.....Larry Stallings
RT.....Ernie McMillan	.....Dave Meggsey
TE.....Jackie Smith	.....Marion Rushing
FL.....Bobby Joe Conrad	MLB.....Dale Meinert
QB.....Charley Johnson	RLB.....Bill Koman
RB.....Bill Triplett	LCB.....Pat Fischer
RB.....Willis Crenshaw	RCB.....Jim Burson
.....Joe Childress	LS.....Jerry Stovall
K.....Jim Bakken	RS.....Monk Bailey
	.....Larry Wilson
	.....Carl Svestri
	P.....Jim Bakken
	.....Jackie Smith

### Team Statistics

	Cards	Opp.
<b>Total First Downs</b> .....	<b>251</b>	<b>238</b>
Rushing.....	90	89
Passing.....	143	133
Penalty.....	18	16
<b>Total Net Yards</b> .....	<b>4,562</b>	<b>4,297</b>
Avg. Per Game.....	325.9	306.9
Total Plays.....	909	852
Avg. Per Play.....	5.0	5.0
<b>Net Yards Rushing</b> .....	<b>1,619</b>	<b>1,813</b>
Avg. Per Game.....	115.6	129.5
Total Rushes.....	431	433
<b>Net Yards Passing</b> .....	<b>2,943</b>	<b>2,484</b>
Avg. Per Game.....	210.2	177.4
Sacked/Yards Lost.....	30/279	39/342
Gross Yards.....	3,222	2,826
Att./Comp./Pct.....	448/221/49.3	380/184/48.4
Had Intercepted.....	25	17
<b>Punts: Average</b> .....	<b>67/40.4</b>	<b>65/43.3</b>
<b>Penalties: Yards</b> .....	<b>45/458</b>	<b>70/760</b>
<b>Fumbles: Lost</b> .....	<b>15/7</b>	<b>29/15</b>
<b>Touchdowns</b> .....	<b>33</b>	<b>37</b>
Rushing.....	10	12
Passing.....	20	24
Returns.....	3	1

### Notes

Alabama all-America quarterback **Joe Namath** is Cards' first-round draft pick, but the flashy passer opts to sign with rival AFL's New York Jets ... Cards win four of their first five games, but injuries to quarterback **Charley Johnson**, starting running backs **Prentice Gault** and **Joe Childress**, and defensive backs **Larry Wilson** and **Larry Stovall** take a toll and the team slides to 5-9 ... Wilson sets team mark with 96-yard interception return for a touchdown vs. Cleveland on Dec. 19 ... a few weeks earlier, with casts on both hands, Wilson intercepts a **Bill Nelsen** pass against Pittsburgh on Nov. 7 ... **Wally Lemm** announces after the final game he will not return as head coach.

## 1966 (8-5-1)

### Head Coach Charley Winner

Sept. 11	Philadelphia	W	16-13	39,065
Sept. 18	Washington	W	23-7	40,198
Sept. 25	At Cleveland	W	34-28	74,814
Oct. 2	At Philadelphia	W	41-10	59,305
Oct. 9	N.Y. Giants	W	24-19	43,893
Oct. 16	Dallas	T	10-10	50,673
Oct. 23	At Washington	L	20-26	50,154
Oct. 31	Chicago	W	24-17	49,516
Nov. 6	At N.Y. Giants	W	20-17	62,967
Nov. 13	At Pittsburgh	L	9-30	28,552
Nov. 27	Pittsburgh	W	6-3	46,099
Dec. 4	At Dallas	L	17-31	76,965
Dec. 11	At Atlanta	L	10-16	57,169
Dec. 17	Cleveland	L	10-38	47,721

Home: 5-1-1 (317,186). Away: 3-4 (409,926). 264-265

### Usual Starting Lineup

Offense	Defense
WR.....Sonny Randle	LE.....Joe Robb
LT.....Bob Reynolds	LT.....Sam Silas
LG.....Irv Goode	RT.....Chuck Walker
LB.....Rick Sortun	RE.....Don Brumm
C.....Bob DeMarco	LLB.....Larry Stallings
RG.....Irv Goode	MLB.....Dale Meinert
RT.....Ken Gray	RLB.....Bill Koman
TE.....Pat Fischer	LCB.....Jim Burson
RB.....Jackie Smith	RCB.....Abe Woodson
QB.....Bobby Joe Conrad	RS.....Jim Burson
QB.....Charley Johnson	LS.....Jerry Stovall
QB.....Terry Nolsinger	RS.....Larry Wilson
RB.....Johnny Roland	P.....Jackie Smith
FB.....Willis Crenshaw	
FB.....Prentice Gautt	
K.....Jim Bakken	

### Team Statistics

	Cards	Opp.
<b>Total First Downs</b> .....	<b>212</b>	<b>209</b>
Rushing.....	88	68
Passing.....	108	109
Penalty.....	16	32
<b>Total Net Yards</b> .....	<b>3,541</b>	<b>3,492</b>
Avg. Per Game.....	252.9	249.4
Total Plays.....	882	872
Avg. Per Play.....	4.0	4.0
<b>Net Yards Rushing</b> .....	<b>1,601</b>	<b>1,192</b>
Avg. Per Game.....	114.4	85.1
Total Rushes.....	458	377
<b>Net Yards Passing</b> .....	<b>1,940</b>	<b>2,300</b>
Avg. Per Game.....	138.6	164.3
Sacked/Yards Lost.....	38/352	52/433
Gross Yards.....	2,292	2,733
Att./Comp./Pct.....	386/180/46.6	443/187/42.2
Had Intercepted.....	19	21
<b>Punts/Average</b> .....	<b>81/35.1</b>	<b>85/41.3</b>
<b>Penalties/Yards</b> .....	<b>67/586</b>	<b>83/761</b>
<b>Fumbles/Lost</b> .....	<b>26/18</b>	<b>20/10</b>
<b>Touchdowns</b> .....	<b>28</b>	<b>28</b>
Rushing.....	10	10
Passing.....	13	16
Returns.....	5	2

### Notes

Charley Winner named head coach ... team begins play in newly-opened Busch Memorial Stadium, featuring artificial turf and a seating capacity of 51,392 ... record crowd of 50,673 views 10-10 tie with Dallas on Oct. 16, an attendance mark that would stand for four seasons ... Cards begin season 7-1-1, but another injury to quarterback Charley Johnson, and subsequent injuries to wide receiver Sonny Randle, cornerback Pat Fischer, and offensive lineman Bob DeMarco, Ken Gray, and Irv Goode result in an 8-5-1 mark ... safety Larry Wilson leads NFL with 10 interceptions and ties another mark with threes in seven consecutive games ... Cardinals score just 52 points in final five games ... Cards are victims of Atlanta's first home victory as a new franchise, a 16-10 Falcon win on Dec. 11.

## 1967 (6-7-1)

### Head Coach Charley Winner

Sept. 17	N.Y. Giants	L	20-37	40,801
Sept. 24	At Pittsburgh	W	28-14	45,579
Oct. 1	Detroit	W	38-28	43,821
Oct. 8	At Minnesota	W	34-24	40,017
Oct. 15	At Cleveland	L	16-20	77,813
Oct. 22	Philadelphia	W	48-14	46,562
Oct. 30	Green Bay	L	23-31	49,792
Nov. 5	At Washington	W	27-21	50,460
Nov. 12	Pittsburgh	T	14-14	46,994
Nov. 19	At Chicago	L	3-30	47,417
Nov. 23	At Dallas	L	21-46	68,787
Dec. 3	New Orleans	W	31-20	41,171
Dec. 10	Cleveland	L	16-20	47,782
Dec. 17	At N.Y. Giants	L	14-37	62,955

Home: 3-3-1 (316,923). Away: 3-4 (404,395). 333-356

### Usual Starting Lineup

Offense	Defense
WR.....Billy Gambrell	LE.....Joe Robb
LT.....Bob Reynolds	LT.....Sam Silas
LG.....Irv Goode	RT.....Chuck Walker
C.....Bob DeMarco	RE.....Don Brumm
RG.....Ken Gray	LLB.....Larry Stallings
RT.....Ernie McMillan	MLB.....Dale Meinert
TE.....Jackie Smith	RLB.....Bill Koman
FL.....Bobby Joe Conrad	LCB.....Pat Fischer
QB.....Jim Hart	RCB.....Jim Burson
RB.....Johnny Roland	LS.....Jerry Stovall
RB.....Prentice Gautt	RS.....Larry Wilson
K.....Jim Bakken	P.....Chuck Latourette

### Team Statistics

	Cards	Opp.
<b>Total First Downs</b> .....	<b>248</b>	<b>216</b>
Rushing.....	97	79
Passing.....	131	117
Penalty.....	20	20
<b>Total Net Yards</b> .....	<b>4,780</b>	<b>4,185</b>
Avg. Per Game.....	341.4	298.9
Total Plays.....	927	807
Avg. Per Play.....	5.2	5.2
<b>Net Yards Rushing</b> .....	<b>1,839</b>	<b>1,502</b>
Avg. Per Game.....	131.4	107.3
Total Rushes.....	472	410
<b>Net Yards Passing</b> .....	<b>2,941</b>	<b>2,683</b>
Avg. Per Game.....	210.1	191.6
Sacked/Yards Lost.....	24/229	37/340
Gross Yards.....	3,170	3,023
Att./Comp./Pct.....	431/204/47.3	360/169/46.9
Had Intercepted.....	35	19
<b>Punts/Average</b> .....	<b>62/40.8</b>	<b>81/39.0</b>
<b>Penalties/Yards</b> .....	<b>65/730</b>	<b>89/782</b>
<b>Fumbles/Lost</b> .....	<b>23/11</b>	<b>19/13</b>
<b>Touchdowns</b> .....	<b>36</b>	<b>46</b>
Rushing.....	15	13
Passing.....	20	26
Returns.....	1	7

### Notes

NFL expands to 16 teams ... Cards join Century Division of the Eastern Conference with Cleveland, New York, and Pittsburgh ... wide receiver Sonny Randle is traded to San Francisco ... quarterback Charley Johnson and linebacker Larry Stallings are inducted into the Army two days before the first preseason game ... kicker Jim Bakken leads NFL with 117 points (most for a kicker) on 27-of-39 field goals and 36-of-36 extra points ... he also sets NFL single-game record with nine field-goal attempts (two seven) vs. Pittsburgh, Sept. 24 ... tight end Jackie Smith posts 1,205 receiving yards on 56 receptions for club record and impressive 21.5-yard average per catch ... Cards finish 6-7-1 but witness starting debut of former taxi squad free agent from Southern Illinois, quarterback Jim Hart ... John Omohundro, then an assistant to trainer Jack Rockwell, begins a tenure with the Cards that continues 35 years later.

(All-Time Results continued on page 272)

(All-Time Results continued from page 271)

## 1968 (9-4-1)

### Head Coach Charley Winner

Sept. 16	L.A. Rams	L	13-24	49,757
Sept. 22	At San Francisco	L	17-35	27,557
Sept. 29	At New Orleans	W	21-20	79,021
Oct. 6	Dallas	L	10-27	48,296
Oct. 13	At Cleveland	W	27-21	79,349
Oct. 20	Washington	W	41-14	46,456
Oct. 27	New Orleans	W	31-17	45,476
Nov. 3	At Philadelphia	W	45-17	59,208
Nov. 10	Pittsburgh	T	28-28	45,432
Nov. 17	At Baltimore	L	0-27	60,238
Nov. 24	Atlanta	W	17-12	43,246
Dec. 1	At Pittsburgh	W	20-10	22,682
Dec. 8	At N.Y. Giants	W	28-21	62,709
Dec. 14	Cleveland	W	27-16	39,746
Home: 4-2-1 (318,409). Away: 5-2 (390,764). 325-289				

### Usual Starting Lineup

Offense	Defense
WR ..... Dave Williams	LE ..... Don Brumm
LT ..... Bob Reynolds	LT ..... Fred Heron
LG ..... Irv Goode	RT ..... Bob Rowa
C ..... Bob DeMarco	RE ..... Chuck Walker
RG ..... Ken Gray	LLB ..... Larry Stallings
RT ..... Ernie McMillan	..... Jackie Clark
TE ..... Jackie Smith	MLB ..... Jamie Rivers
FL ..... Bobby Joe Conrad	..... Mike Stroiolivo
QB ..... Jim Hart	RLB ..... Dave Meggsey
RB ..... Johnny Roland	LCB ..... Robert Atkins
RB ..... Willis Crenshaw	RCB ..... Lonnie Sanders
K ..... Jim Bakken	LS ..... Mike Barnes
	..... Jerry Stovall
	RS ..... Larry Wilson
	P ..... Chuck Latourette

### Team Statistics

	Cards	Opp.
Total First Downs	245	238
Rushing	117	90
Passing	107	131
Penalty	21	17
Total Net Yards	4,183	4,419
Avg. Per Game	298.7	315.6
Total Plays	871	866
Avg. Per Play	4.8	5.1
Net Yards Rushing	1,996	1,558
Avg. Per Game	142.6	111.3
Total Rushes	463	423
Net Yards Passing	2,187	2,861
Avg. Per Game	156.2	204.4
Sacked/Yards Lost	23/202	44/400
Gross Yards	2,389	3,261
Att./Comp./Pct.	385/169/43.9	399/210/52.6
Had Intercepted	20	13
Punts/Average	65/41.6	70/38.1
Penalties/Yards	66/708	71/728
Fumbles/Lost	24/11	19/8
Touchdowns	40	35
Rushing	22	10
Passing	16	23
Returns	2	2

### Notes

After a 1-3 start. Cards roll to 8-1-1 mark in the final 10 contests to finish 9-4-1 ... punter/defensive back **Chuck Latourette** sets NFL mark with 46 kickoff returns for 1,237 yards ... Cards' 22 rushing touchdowns most since 1949 ... Cards send nine players to the Pro Bowl, including four of the five starting offensive linemen—center **Bob DeMarco**, guards **Irv Goode** and **Ken Gray**, and tackle **Ernie McMillan** ... the fifth lineman—tackle **Bob Reynolds**—is named in '67 and again in '69 ... tight end **Jackie Smith**, in addition to catching 49 passes for a 16.1-yard average, perfects the end-around play, averaging 13.6 yards on 12 carries (163 yards) with three touchdowns (36, 34, 11 yards).

## 1969 (4-9-1)

### Head Coach Charley Winner

Sept. 21	At Dallas	L	3-24	62,134
Sept. 28	Chicago	W	20-17	50,039
Oct. 5	At Pittsburgh	W	27-14	45,011
Oct. 12	At Washington	L	17-33	50,481
Oct. 19	Minnesota	L	10-27	49,430
Oct. 26	At Cleveland	T	21-21	81,186
Nov. 2	New Orleans	L	42-51	46,718
Nov. 9	N.Y. Giants	W	47-14	49,194
Nov. 16	At Detroit	L	0-20	51,749
Nov. 23	Philadelphia	L	30-34	45,512
Nov. 30	Pittsburgh	W	47-10	43,721
Dec. 7	At N.Y. Giants	L	6-49	62,973
Dec. 14	Cleveland	L	21-27	49,924
Dec. 21	At Green Bay	L	28-45	50,861
Home: 3-4 (329,538). Away: 1-5-1 (404,395). 314-389				

### Usual Starting Lineup

Offense	Defense
WR ..... Dave Williams	LE ..... Roll Krueger
LT ..... Bob Reynolds	LT ..... Fred Heron
LG ..... Irv Goode	RT ..... Bob Rowe
C ..... Bob DeMarco	RE ..... Chuck Walker
RG ..... Ken Gray	LLB ..... Larry Stallings
RT ..... Ernie McMillan	MLB ..... Jamie Rivers
TE ..... Jackie Smith	..... Chip Healy
WR ..... John Gilliam	RLB ..... Rocky Rosema
QB ..... Charley Johnson	..... Dave Meggsey
..... Jim Hart	LCB ..... Roger Wehrli
RB ..... Johnny Roland	RCB ..... Nate Wright
RB ..... Cid Edwards	..... Robert Atkins
..... Willis Crenshaw	LS ..... Jerry Stovall
K ..... Jim Bakken	RS ..... Larry Wilson
	P ..... King Hill

### Team Statistics

	Cards	Opp.
Total First Downs	224	289
Rushing	83	83
Passing	125	185
Penalty	16	21
Total Net Yards	4,185	5,176
Avg. Per Game	298.9	369.7
Total Plays	833	936
Avg. Per Play	5.0	5.5
Net Yards Rushing	1,446	1,644
Avg. Per Game	103.2	117.4
Total Rushes	382	438
Net Yards Passing	2,739	3,532
Avg. Per Game	195.6	252.2
Sacked/Yards Lost	21/201	33/220
Gross Yards	2,940	3,752
Att./Comp./Pct.	430/216/50.2	485/280/55.9
Had Intercepted	25	15
Punts/Average	73/37.6	67/40.4
Penalties/Yards	72/765	71/773
Fumbles/Lost	24/10	19/12
Touchdowns	40	48
Rushing	17	10
Passing	19	36
Returns	4	0

### Notes

Injuries decimate the team as 11 players undergo surgery ... Cards limp to 4-9-1 mark as offense manages just 193 points, fewest since 1954 (183) ... defense is particularly hobbled by injuries, allowing team-record 389 points that will stand for 15 seasons ... safety **Larry Wilson** sets team mark with 88-yard fumble return for a touchdown at Green Bay on Dec. 21 that stands until 2000 ... Cards and Saints combine for NFL-record 12 touchdown passes in 51-42 New Orleans victory in Busch Stadium on Nov. 2 ... the combined 93 points is just 10 shy of the all-time NFL combined scoring mark as quarterbacks **Charley Johnson** (Cardinals) and **Billy Kilmer** (Saints) each toss six touchdown passes to set Card individual and opponent marks.

## 1970 (8-5-1)

### Head Coach Charley Winner

Sept. 18	At L.A. Rams	L	13-34	63,130
Sept. 27	Washington	W	27-17	44,246
Oct. 4	Dallas	W	20-7	50,780
Oct. 11	New Orleans	W	24-17	45,294
Oct. 18	At Philadelphia	W	35-20	59,002
Oct. 25	At N.Y. Giants	L	17-35	62,984
Nov. 1	Houston	W	44-0	47,911
Nov. 8	Boston	W	31-0	46,466
Nov. 16	At Dallas	W	38-0	69,323
Nov. 22	At Kansas City	T	6-6	50,711
Nov. 29	Philadelphia	W	23-14	46,581
Dec. 6	At Detroit	L	3-16	56,362
Dec. 13	N.Y. Giants	L	17-34	50,845
Dec. 20	At Washington	L	27-28	50,415

Home: 6-1 (332,123). Away: 2-4-1 (411,927). 325-228

### Usual Starting Lineup

Offense	Defense
WR.....Dave Williams	LE.....Rolf Krueger
LT.....Bob Reynolds	LT.....Fred Heron
LG.....Irv Goode	RT.....Bob Rowe
C.....Wayne Mulligan	RE.....Chuck Walker
RG.....Clyde Williams	RE.....Joe Schmiesing
RT.....Ernie McMillan	LLB.....Larry Stallings
TE.....Jackie Smith	MLB.....Jamie Rivers
WR.....John Gilliam	RLB.....Don Parish
QB.....Jim Hart	LCB.....Miller Farr
RB.....Cid Edwards	RCB.....Roger Wehrli
RB.....Johnny Roland	LS.....Jerry Stovall
RB.....MacArthur Lane	RS.....Larry Wilson
K.....Jim Bakken	P.....Chuck Latourette

### Team Statistics

	Cards	Opp.
<b>Total First Downs</b> .....	<b>226</b>	<b>242</b>
Rushing.....	110	96
Passing.....	104	116
Penalty.....	12	30
<b>Total Net Yards</b> .....	<b>4,472</b>	<b>3,869</b>
Avg. Per Game.....	319.4	278.3
Total Plays.....	845	694
Avg. Per Play.....	5.3	4.3
<b>Net Yards Rushing</b> .....	<b>1,998</b>	<b>1,762</b>
Avg. Per Game.....	142.7	125.9
Total Rushes.....	429	472
<b>Net Yards Passing</b> .....	<b>2,474</b>	<b>2,107</b>
Avg. Per Game.....	176.7	150.5
Sacked/Yards Lost.....	26/216	40/309
Gross Yards.....	2,690	2,416
Att./Comp./Pct.....	390/178/45.6	382/183/47.9
Had Intercepted.....	19	21
<b>Punts/Average</b> .....	<b>65/40.9</b>	<b>80/40.0</b>
<b>Penalties/Yards</b> .....	<b>84/896</b>	<b>68/659</b>
<b>Fumbles/Lost</b> .....	<b>24/15</b>	<b>20/14</b>
<b>Touchdowns</b> .....	<b>36</b>	<b>27</b>
Rushing.....	18	10
Passing.....	16	16
Returns.....	4	1

### Notes

The merger of the NFL and AFL places the Cards in the Eastern Division of the NFC with Dallas, New York Giants, Philadelphia, and Washington ... after a loss in the season opener, Cards roll to 8-1-1 mark in the next 10 games, but falter with three losses to end the season 8-5-1. ... running back **MacArthur Lane** earns Pro Bowl honors and leads NFL rushers with 4.7-yard average per carry and 11 touchdowns ... Cards hand Cowboys surprising 38-0 passing in Dallas before national television audience on "Monday Night Football" on Nov. 16 ... cornerback **Roger Wehrli** begins string of six consecutive Pro Bowl appearances.

## 1971 (4-9-1)

### Head Coach Bob Hollway

Sept. 19	Washington	L	17-24	46,809
Sept. 27	N.Y. Jets	W	17-10	50,358
Oct. 3	N.Y. Giants	L	20-21	49,571
Oct. 10	At Atlanta	W	26-9	58,850
Oct. 17	At Washington	L	0-20	53,041
Oct. 24	San Francisco	L	14-26	50,419
Oct. 31	At Buffalo	W	28-23	40,040
Nov. 7	Dallas	L	13-16	50,486
Nov. 15	At San Diego	L	17-20	46,486
Nov. 21	Philadelphia	L	20-37	48,858
Nov. 28	At N.Y. Giants	W	24-7	62,876
Dec. 5	Green Bay	T	16-16	50,443
Dec. 12	At Philadelphia	L	7-19	65,358
Dec. 18	At Dallas	L	12-31	66,672

Home: 1-5-1 (346,740). Away: 3-4 (393,325). 231-279

### Usual Starting Lineup

Offense	Defense
WR.....Dave Williams	LE.....Ron Yankowski
LT.....Mel Gray	LT.....Rolf Krueger
LG.....Bob Reynolds	RT.....Fred Heron
C.....Irv Goode	RE.....Bob Rowe
C.....Tom Banks	RE.....Joe Schmiesing
RG.....Wayne Mulligan	LLB.....Charles Walker
RG.....Clyde Williams	LLB.....Larry Stallings
RT.....Dan Dierdorf	MLB.....Jamie Rivers
RT.....Ernie McMillan	RLB.....Mike McGill
TE.....Jackie Smith	RCB.....Rick Ogle
WR.....Jim McFarland	LCB.....Miller Fan
WR.....John Gilliam	RCB.....Roger Wehrli
QB.....Jim Hart	RCB.....Norm Thompson
QB.....Pete Beathard	LS.....Jerry Stovall
RB.....MacArthur Lane	LS.....Larry Wilson
RB.....Johnny Roland	RS.....Larry Wilson
RB.....Cid Edwards	RS.....Roger Wehrli
K.....Jim Bakken	P.....Chuck Latourette

### Team Statistics

	Cards	Opp.
<b>Total First Downs</b> .....	<b>212</b>	<b>244</b>
Rushing.....	86	109
Passing.....	109	120
Penalty.....	17	15
<b>Total Net Yards</b> .....	<b>4,001</b>	<b>4,365</b>
Avg. Per Game.....	285.5	311.8
Total Plays.....	621	681
Avg. Per Play.....	4.9	5.0
<b>Net Yards Rushing</b> .....	<b>1,530</b>	<b>1,985</b>
Avg. Per Game.....	109.3	141.8
Total Rushes.....	417	486
<b>Net Yards Passing</b> .....	<b>2,471</b>	<b>2,380</b>
Avg. Per Game.....	176.5	170.0
Sacked/Yards Lost.....	19/165	20/166
Gross Yards.....	2,656	2,546
Att./Comp./Pct.....	385/170/44.2	375/212/56.5
Had Intercepted.....	26	17
<b>Punts/Average</b> .....	<b>61/38.8</b>	<b>58/40.4</b>
<b>Penalties/Yards</b> .....	<b>66/643</b>	<b>79/831</b>
<b>Fumbles/Lost</b> .....	<b>35/20</b>	<b>28/16</b>
<b>Touchdowns</b> .....	<b>24</b>	<b>29</b>
Rushing.....	8	10
Passing.....	14	12
Returns.....	2	7

### Notes

**Bob Hollway** named head coach ... Cards draft cornerback **Norm Thompson**, offensive lineman **Dan Dierdorf**, and wide receiver **Mel Gray** ... Thompson will start for seven seasons, Dierdorf becomes six-time Pro Bowler and member of Pro Football Hall of Fame, and Gray logs 12 seasons, highlighted by a stretch of catching a pass in 121 consecutive games from 1973-82 ... Eagles' kicker **Tom Dempsey** sets then Card opponent record with 54-yard field goal on Dec. 12 ... Gray completes rookie season with eye-popping averages of 28 yards on two rushing attempts, 29.7 yards on 18 pass receptions with four touchdowns, and 24.7 yards on 30 kickoff returns.

(All-Time Results continued on page 274)

(All-Time Results continued from page 273)

## 1972 (4-9-1)

### Head Coach Bob Hollway

Sept. 17	At Baltimore	W	10-3	53,652
Sept. 24	At Washington	L	10-24	53,039
Oct. 1	Pittsburgh	L	19-25	49,140
Oct. 8	At Minnesota	W	19-17	49,687
Oct. 15	Washington	L	3-33	50,454
Oct. 22	At N.Y. Giants	L	21-27	62,756
Oct. 29	Chicago	L	10-27	50,464
Nov. 5	At Philadelphia	T	6-6	65,720
Nov. 12	At Dallas	L	24-33	65,218
Nov. 19	N.Y. Giants	L	7-13	48,014
Nov. 27	At Miami	L	10-31	60,010
Dec. 3	Dallas	L	6-27	49,878
Dec. 10	L.A. Rams	W	24-14	36,873
Dec. 17	Philadelphia	W	24-23	34,872
Home: 2-5 (319,604). Away: 2-4-1 (430,082). 193-303				

### Usual Starting Lineup

Offense		Defense	
WR	Bobby Moore	LE	Don Brumm
LT	Dan Dierdorf	LT	John Richardson
LG	Conrad Dobler		Fred Heron
C	Tom Banks	RT	Bob Rowe
RG	Wayne Mulligan	RE	Ron Yankowski
RT	Bob Young		Martin Imhof
TE	Wayne Mulligan	LLB	Larry Stallings
WR	Jackie Smith	MLB	Mark Arneson
WR	Walker Gillette	RLB	Terry Miller
QB	Gary Cuozzo		Jeff Staggs
	Tim Van Galder	LCB	Norm Thompson
	Jim Hart	RCB	Miller Farr
RB	Danny Anderson		Eric Washington
	Johnny Roland	LS	Roger Wehrli
FB	Leon Burns	RS	Larry Wilson
K	Jim Bakken	P	Donny Anderson

### Team Statistics

	Cards	Opp.
Total First Downs	181	276
Rushing	68	119
Passing	102	138
Penalty	11	19
Total Net Yards	3,267	4,739
Avg. Per Game	233.4	338.5
Total Plays	754	935
Avg. Per Play	4.5	5.1
Net Yards Rushing	1,229	2,189
Avg. Per Game	87.8	156.4
Total Rushes	361	548
Net Yards Passing	2,038	2,550
Avg. Per Game	145.6	182.1
Sacked/Yards Lost	30/221	22/183
Gross Yards	2,259	2,733
Att./Comp./Pct.	363/171/47.1	365/221/60.6
Had Intercepted	23	11
Punts/Average	73/39.3	48/39.4
Penalties/Yards	64/582	68/645
Fumbles/Lost	43/16	31/16
Touchdowns	22	31
Rushing	9	11
Passing	11	15
Returns	2	5

### Notes

William V. Bidwill gains full ownership of the franchise ... assistant coach Chuck Drulis collapses of a heart attack on the team charter airplane returning from a preseason game at Houston ... he is pronounced dead upon an emergency landing in Little Rock, Ark. ... safety Larry Wilson doubles as player and assistant coach, then two weeks before the end of the season he announces his retirement after 13 seasons ... quarterback Jim Hart connects with Ahmad Rashad (nee Bobby Moore) for a 98-yard pass play vs. L.A. Rams on Dec. 10, the longest non-scoring pass play in NFL history.

## 1973 (4-9-1)

### Head Coach Don Coryell

Sept. 16	At Philadelphia	W	34-23	61,103
Sept. 23	Washington	W	34-27	50,316
Sept. 30	At Dallas	L	10-45	64,729
Oct. 7	Oakland	L	10-17	49,051
Oct. 14	Philadelphia	L	24-27	44,400
Oct. 21	At Washington	L	13-31	54,381
Oct. 28	N.Y. Giants	W	35-27	47,589
Nov. 4	Denver	T	17-17	46,565
Nov. 11	At Green Bay	L	21-25	52,922
Nov. 18	At N.Y. Giants	L	13-24	65,795
Nov. 25	At Cincinnati	L	24-42	50,918
Dec. 2	Detroit	L	16-20	44,982
Dec. 9	At Atlanta	W	32-10	48,030
Dec. 16	Dallas	L	3-30	43,946
Home: 2-4-1 (326,849). Away: 2-5 (397,670). 286-365				

### Usual Starting Lineup

Offense		Defense	
WR	Ahmad Rashad	LE	Dave Butz
LT	Dan Dierdorf	LT	John Richardson
LG	Tom Banks	RT	Leo Brooks
C	Wayne Mulligan	RE	Bob Rowe
RG	Conrad Dobler	RE	Ron Yankowski
RT	Dan Dierdorf	LLB	Larry Stallings
	Ernie McMillan	MLB	Mark Arneson
	Roger Finnie	RLB	Pete Barnes
TE	Jackie Smith	LCB	Dwayne Crump
WR	Mel Gray		Norm Thompson
	Walker Gillette	RCB	Roger Wehrli
QB	Jim Hart	SS	Jim Tolbert
FB	Jim Otis	FS	Clarence Duren
RB	Donny Anderson		Chuck Detweiler
K	Jim Bakken	P	Gary Keithley

### Team Statistics

	Cards	Opp.
Total First Downs	238	307
Rushing	96	135
Passing	111	157
Penalty	31	15
Total Net Yards	4,054	5,149
Avg. Per Game	289.6	367.8
Total Plays	837	950
Avg. Per Play	4.8	5.4
Net Yards Rushing	1,671	2,120
Avg. Per Game	170.2	215.4
Total Rushes	416	504
Net Yards Passing	2,383	3,029
Avg. Per Game	170.2	216.4
Sacked/Yards Lost	27/209	29/197
Gross Yards	2,592	3,226
Att./Comp./Pct.	394/210/53.3	417/252/60.4
Had Intercepted	15	10
Punts/Average	66/37.5	54/41.4
Penalties/Yards	61/594	97/920
Fumbles/Lost	37/14	31/17
Touchdowns	31	42
Rushing	13	16
Passing	16	23
Returns	2	3

### Notes

Former San Diego State University Head Coach Don Coryell, with his fiery disposition and innovative offensive schemes, is named head coach ... he hires Joe Gibbs as running backs coach and Jim Hanifan as offensive line coach ... running back Terry Metcalf is drafted in third round ... Jim Hart is named starting quarterback ... despite 4-9-1 record, Card offense improves dramatically, boosting point output from 193 in 1972 to 286, and gains nearly 800 more total yards ... Cards complete only two of 10 passes at Atlanta on Dec. 9 for single-game franchise low of nine yards as Jim Bakken kicks six field goals in 32-10 win.

## 1974 (10-4)

### Head Coach Don Coryell

Sept. 15	Philadelphia	W	7-3	40,322
Sept. 22	At Washington	W	17-10	53,381
Sept. 29	Cleveland	W	29-7	43,472
Oct. 6	At San Francisco	W	34-9	48,675
Oct. 13	Dallas	W	31-28	49,885
Oct. 20	At Houston	W	31-27	26,371
Oct. 27	Washington	W	23-20	49,410
Nov. 3	At Dallas	L	14-17	64,146
Nov. 11	Minnesota	L	24-28	50,184
Nov. 17	At Philadelphia	W	13-3	61,982
Nov. 24	At N.Y. Giants	W	23-21	49,915
Dec. 1	Kansas City	L	13-17	41,863
Dec. 8	At New Orleans	L	0-14	57,152
Dec. 15	N.Y. Giants	W	26-14	47,414
Home: 5-2 (322,549), Away: 5-2 (361,622)				285-218

### NFC Divisional Playoff

Dec. 21	At Minnesota	L	14-30	44,626
---------	--------------	---	-------	--------

### Usual Starting Lineup

Offense		Defense	
LE	Sonny Randle	LE	Council Rudolph
WR	Earl Thomas	LT	Leo Brooks
LT	Ernie McMillan	RT	Bob Rowe
LG	Bob Young	RE	Ron Yankowski
	Roger Finnie	LLB	Larry Stallings
C	Tom Brahaney	MLB	Mark Arneson
RG	Conrad Dobler	RLB	Pete Barnes
Nov. 24	Dan Dierdorf	LCB	Norm Thompson
TE	Jackie Smith		Jim Tolbert
WR	Mel Gray	RCB	Roger Wehrli
QB	Jim Hart	SS	Ken Reaves
FB	Jim Otis	FS	Clarence Duren
RB	Terry Metcalf	P	Hal Roberts
K	Jim Bakken		

### Team Statistics

	Cards	Opp.
Total First Downs	247	249
Rushing	120	108
Passing	117	122
Penalty	10	19
Total Net Yards	4,314	4,251
Avg. Per Game	308.1	303.6
Total Plays	873	909
Avg. Per Play	4.9	4.7
Net Yards Rushing	1,956	1,888
Avg. Per Game	139.7	134.9
Total Rushes	466	461
Net Yards Passing	2,358	2,363
Avg. Per Game	168.4	168.8
Sacked/Yards Lost	16/134	35/218
Gross Yards	2,492	2,581
Att./Comp./Pct.	391/201/51.4	413/230/55.7
Had Intercepted	8	16
Punts/Average	81/38.7	85/39.2
Penalties/Yards	77/645	80/654
Fumbles/Lost	27/9	24/9
Touchdowns	36	27
Rushing	12	15
Passing	20	11
Returns	4	1

### Notes

Cards win first seven games en route to 10-4 record ... six wins are by seven points or less ... capture NFC Eastern Division title on final day of the season with 26-14 win over N.Y. Giants at Busch Stadium on Dec. 15 ... Cards lose 30-14 playoff contest at Minnesota on Dec. 21, the team's first postseason appearance since 1948 ... quarterback **Jim Hart** is named NFC player-of-the-year, running back **Terry Metcalf** is runner-up to Hart in the poll, and **Don Coryell** is named consensus NFL coach-of-the-year ... offensive line allows NFL-low 16 quarterback sacks ... Hart tosses 20 touchdowns with just eight interceptions in 388 attempts ... Metcalf sets Card record with 2,058 combined yards, including a 4.7-yard rushing average with six touchdowns, 50 pass receptions, and kick-return figures of 31.2 yards on 20 kickoffs and 13.1 yards on 26 punts ... **Jason Steven "Jake" Plummer** is born in Boise, Idaho on Dec. 19.

## 1975 (11-3)

### Head Coach Don Coryell

Sept. 21	Atlanta	W	23-20	42,172
Sept. 28	At Dallas (OT)	L	31-37	52,417
Oct. 5	N.Y. Giants	W	26-14	44,919
Oct. 13	At Washington	L	17-27	54,693
Oct. 19	Philadelphia	W	31-20	45,242
Oct. 25	At N.Y. Giants	W	20-13	49,598
Nov. 2	New England	W	24-17	45,907
Nov. 9	At Philadelphia	W	24-23	60,277
Nov. 16	Washington (OT)	W	20-17	49,919
Nov. 23	At N.Y. Jets	W	37-6	53,169
Nov. 27	Buffalo	L	14-32	41,899
Dec. 7	Dallas	W	31-17	49,701
Dec. 14	At Chicago	W	34-20	35,552
Dec. 21	At Detroit	W	24-13	64,656
Home: 6-1 (319,759), Away: 5-2 (369,862)				356-276

### NFC Divisional Playoff

Dec. 27	At L.A. Rams	L	23-35	72,650
---------	--------------	---	-------	--------

### Usual Starting Lineup

Offense		Defense	
WR	Ike Harris	LE	Bob Bell
LT	Roger Finnie	LT	Charlie Davis
LG	Bob Young	RT	Bob Rowe
C	Tom Banks	RE	Ron Yankowski
RG	Conrad Dobler	LLB	Larry Stallings
RT	Dan Dierdorf	MLB	Mark Arneson
TE	Jackie Smith	RLB	Pete Barnes
	J.V. Cain	LCB	Norm Thompson
WR	Mel Gray	RCB	Roger Wehrli
QB	Jim Hart	SS	Ken Reaves
FB	Jim Otis	FS	Clarence Duren
RB	Terry Metcalf	P	Jeff West
K	Jim Bakken		

### Team Statistics

	Cards	Opp.
Total First Downs	276	284
Rushing	131	118
Passing	128	142
Penalty	17	24
Total Net Yards	4,955	4,595
Avg. Per Game	353.9	328.2
Total Plays	918	957
Avg. Per Play	5.4	4.8
Net Yards Rushing	2,402	1,925
Avg. Per Game	171.6	137.5
Total Rushes	555	487
Net Yards Passing	2,553	2,670
Avg. Per Game	182.4	190.7
Sacked/Yards Lost	8/66	24/192
Gross Yards	2,619	2,862
Att./Comp./Pct.	355/187/52.7	446/233/52.2
Had Intercepted	20	22
Punts/Average	64/37.7	67/40.1
Penalties/Yards	83/730	82/679
Fumbles/Lost	33/19	26/15
Touchdowns	43	34
Rushing	19	16
Passing	20	16
Returns	4	2

### Notes

Led by Pro Bowl offensive linemen **Dan Dierdorf**, **Conrad Dobler**, and **Tom Banks**, Cards win a second consecutive NFC Eastern Division title with an 11-3 mark, a franchise best since an 11-1 record by the 1948 team ... fullback **Jim Otis** leads the NFC in rushing with 1,076 yards, running back/kick returner **Terry Metcalf**—a consensus NFL most valuable player—sets a league record with 2,462 combined yards, and quarterback **Jim Hart** performs behind an offensive line that ties an NFL record by allowing just eight quarterback sacks ... wide receiver **Mel Gray** catches controversial touchdown pass from Hart with 25 seconds left in regulation, known as the "Phantom Catch," to send game into overtime as Cards win 20-17 over Washington ... Cards travel to Los Angeles to face Rams in playoff contest and lose 35-23 after trailing 28-9 at halftime ... seven offensive players go to the Pro Bowl (Dierdorf, Dobler, Banks, Hart, Metcalf, Gray, and Otis).

(All-Time Results continued on page 276)

(All-Time Results continued from page 275)

## 1976 (10-4)

### Head Coach Don Coryell

Sept. 12	At Seattle	W	30-24	58,441
Sept. 19	Green Bay	W	29-0	48,842
Sept. 26	At San Diego	L	24-43	40,212
Oct. 3	N.Y. Giants	W	27-21	48,039
Oct. 10	Philadelphia	W	31-14	44,933
Oct. 17	Dallas	W	21-17	50,317
Oct. 25	At Washington	L	10-20	48,325
Oct. 31	San Francisco (OT)	W	23-20	50,365
Nov. 7	At Philadelphia	W	17-14	60,760
Nov. 14	At L.A. Rams	W	30-28	64,696
Nov. 21	Washington	L	10-16	49,833
Nov. 25	At Dallas	L	14-19	62,498
Dec. 4	Baltimore	W	24-17	48,282
Dec. 12	At N.Y. Giants	W	17-14	60,553
Home: 6-1 (340,671). Away: 4-3 (395,487).				309-267

### Usual Starting Lineup

Offense	Defense
WR .....Ike Harris	LE .....John Zook
LT .....Roger Fennie	LT .....Charlie Davis
LG .....Bob Young	RT .....Mike Dawson
C .....Tom Banks	RE .....Bob Bell
RG .....Conrad Dobler	.....Ron Yankowski
RT .....Dan Dierdorf	LLB .....Larry Stallings
TE .....J.V. Cain	MLB .....Tim Kearney
WR .....Mel Gray	RLB .....Mark Anesson
QB .....Jim Hart	LCB .....Norm Thompson
RB .....Terry Metcalf	RCB .....Roger Wehrli
FB .....Jim Otis	SS .....Ken Reaves
K .....Jim Bakken	FS .....Mike Sensibaugh
	P .....Terry Joyce

### Team Statistics

	Cards	Opp.
<b>Total First Downs</b> .....	237	309
Rushing .....	140	111
Passing .....	142	105
Penalty .....	25	23
<b>Total Net Yards</b> .....	5,136	4,089
Avg. Per Game .....	366.9	292.1
Total Plays .....	989	864
Avg. Per Play .....	5.2	4.7
<b>Net Yards Rushing</b> .....	2,301	1,979
Avg. Per Game .....	164.4	141.4
Total Rushes .....	580	491
<b>Net Yards Passing</b> .....	2,835	2,110
Avg. Per Game .....	202.5	150.7
Sacked/Yards Lost .....	17/132	31/248
Gross Yards .....	2,967	2,358
Att./Comp./Pct. ....	392/220/56.1	342/176/51.5
Had Intercepted .....	13	19
<b>Punts/Average</b> .....	66/35.3	71/38.8
<b>Net Punting Average</b> .....	27.1	31.3
<b>Penalties/Yards</b> .....	84/683	83/698
<b>Fumbles/Lost</b> .....	44/24	32/20
<b>Touchdowns</b> .....	36	34
Rushing .....	17	19
Passing .....	18	13
Returns .....	1	2

### Notes

Despite 10-4 record (6-1 at home), Cards lose tie-breaker with Washington and fail to make playoffs ... Cards defeat N.Y. Giants to stay alive in playoff race, needing the division-leading Cowboys to defeat Washington in Dallas later that day ... but the Redskins win 27-14 and Cards became first team in seven-year history of the NFC to go 10-4 and not gain a postseason berth ... eight Card victories by seven points or less earn "Cardiac Cards" moniker ... Cardinals and Chargers play preseason game in Tokyo, Japan, the first NFL game played outside North America ... Cards set NFL record with eight lost fumbles at Washington on Oct. 25.

## 1977 (7-7)

### Head Coach Don Coryell

Sept. 18	At Denver	L	0-7	75,002
Sept. 25	Chicago	W	16-13	49,878
Oct. 2	At Washington	L	14-24	55,031
Oct. 9	Dallas	L	24-30	50,129
Oct. 16	At Philadelphia	W	21-17	64,535
Oct. 23	New Orleans	W	49-31	48,417
Oct. 31	N.Y. Giants	W	28-0	50,323
Nov. 6	At Minnesota	W	27-7	47,066
Nov. 14	At Dallas	W	24-17	63,036
Nov. 20	Philadelphia	W	21-16	48,768
Nov. 24	Miami	L	14-55	50,269
Dec. 4	At N.Y. Giants	L	7-27	71,826
Dec. 10	Washington	L	20-26	36,067
Dec. 18	At Tampa Bay	L	7-17	56,922
Home: 4-3 (333,851). Away: 3-4 (430,420).				272-287

### Usual Starting Lineup

Offense	Defense
WR .....Ike Harris	LE .....John Zook
LT .....Roger Fennie	LT .....Charlie Davis
LG .....Bob Young	RT .....Mike Dawson
C .....Tom Banks	RE .....Bob Bell
RG .....Conrad Dobler	.....Ron Yankowski
RT .....Dan Dierdorf	LLB .....Larry Stallings
TE .....J.V. Cain	MLB .....Tim Kearney
WR .....Mel Gray	RLB .....Mark Anesson
QB .....Jim Hart	LCB .....Norm Thompson
RB .....Terry Metcalf	RCB .....Roger Wehrli
FB .....Jim Otis	SS .....Ken Reaves
K .....Jim Bakken	FS .....Mike Sensibaugh
	P .....Terry Joyce

### Team Statistics

	Cards	Opp.
<b>Total First Downs</b> .....	247	258
Rushing .....	114	122
Passing .....	117	120
Penalty .....	16	16
<b>Total Net Yards</b> .....	4,532	4,504
Avg. Per Game .....	323.7	321.7
Total Plays .....	887	915
Avg. Per Play .....	5.1	4.9
<b>Net Yards Rushing</b> .....	2,042	2,237
Avg. Per Game .....	145.9	159.7
Total Rushes .....	507	514
<b>Net Yards Passing</b> .....	2,490	2,267
Avg. Per Game .....	177.9	161.9
Sacked/Yards Lost .....	15/109	25/209
Gross Yards .....	2,606	2,476
Att./Comp./Pct. ....	366/195/53.3	375/198/52.8
Had Intercepted .....	21	19
<b>Punts/Average</b> .....	71/36.7	72/38.5
<b>Penalties/Yards</b> .....	98/835	83/612
<b>Fumbles/Lost</b> .....	30/16	19/12
<b>Touchdowns</b> .....	36	34
Rushing .....	19	11
Passing .....	14	22
Returns .....	3	1

### Notes

Though saddled with a 1-3 start, Head Coach Don Coryell rallies his troops to six consecutive victories and a 7-3 record entering the final stretch of the season ... four losses, however, drop the Cards to 7-7 and Coryell abandons the Midwest to join the San Diego Chargers ... quarterback Jim Hart sets club mark with 12 consecutive pass completions vs. Chicago on Sept. 25 ... fullback Wayne Morris rushes for 182 yards on 27 carries on Nov. 6 at Minnesota, the fourth-highest single-game effort in team history ... Cards deal 8-0 Dallas its first defeat of the season, a 24-17 decision in Texas Stadium before a "Monday Night Football" audience on Nov. 14 ... Miami quarterback Bob Griese ties Card opponent mark with six touchdown passes in 55-14 Dolphin win on Nov. 24.

## 1978 (6-10)

### Head Coach Bud Wilkinson

Sept. 3	At Chicago	L	10-17	52,791
Sept. 10	New England	L	6-16	48,233
Sept. 17	Washington	L	10-28	49,282
Sept. 24	At Dallas	L	12-21	62,760
Oct. 1	At Miami	L	10-24	43,882
Oct. 8	Baltimore	L	17-30	47,479
Oct. 15	Dallas (OT)	L	21-24	48,991
Oct. 22	At N.Y. Jets	L	10-23	49,244
Oct. 29	At Philadelphia	W	16-10	62,989
Nov. 5	N.Y. Giants	W	20-10	48,820
Nov. 12	At San Francisco	W	16-10	33,155
Nov. 19	At Washington	W	27-17	52,460
Nov. 26	Philadelphia	L	10-14	39,693
Dec. 3	Detroit	W	21-14	39,200
Dec. 10	At N.Y. Giants	L	0-17	52,226
Dec. 17	Atlanta	W	42-21	40,022
Home: 3-5 (361,720). Away: 3-5 (409,507).			248-296	

### Usual Starting Lineup

Offense	Defense
WR ..... Pat Tilley	LE ..... Bob Pollard
LT ..... Keith Wortman	NT ..... Mike Dawson
LG ..... Bob Young	RE ..... John Zock
C ..... Tom Banks	LOLB ..... Steve Neils
RG ..... Terry Stieve	LILB ..... Tim Kearney
..... Keith Wortman	RILB ..... Kurt Allerman
RT ..... Dan Dierdorf	..... Eric Williams
TE ..... Al Chandler	ROLB ..... Mark Arneson
..... Eason Ramson	LCB ..... Carl Allen
WR ..... Mel Gray	RCB ..... Roger Wehrli
QB ..... Jim Hart	SS ..... Ken Greene
RB ..... Wayne Morris	FS ..... Ken Stone
FB ..... Jim Otis	P ..... Mike Wood
K ..... Jim Bakken	..... Steve Little

### Team Statistics

	Cards	Opp.
Total First Downs	281	285
Rushing	103	131
Passing	158	131
Penalty	20	23
Total Net Yards	5,125	4,742
Avg. Per Game	320.3	296.4
Total Plays	1,103	1,054
Avg. Per Play	4.6	4.5
Net Yards Rushing	1,954	2,395
Avg. Per Game	122.1	149.7
Total Rushes	554	588
Net Yards Passing	3,171	2,347
Avg. Per Game	198.2	146.7
Sacked/Yards Lost	22/186	37/290
Gross Yards	3,357	2,641
Att./Comp./Pct.	508/252/49.7	428/212/49.5
Had Intercepted	21	26
Punts/Average	101/37.8	93/39.3
Penalties/Yards	105/890	96/809
Fumbles/Lost	28/14	33/16
Touchdowns	31	37
Rushing	14	15
Passing	16	19
Returns	1	3

### Notes

After an absence from football spent in political and business ventures, former Oklahoma Sooner mentor **Bud Wilkinson** is named Cards' head coach ... combination punter/kicker **Steve Little** of Arkansas is selected by St. Louis in first round (15th overall) of NFL Draft ... Cards lose first eight contests, then finish with 6-2 mark in second half of season ... **Larry Wilson** inducted into the Pro Football Hall of Fame in Canton, Ohio ... kicker **Jim Bakken** retires after 17 seasons and franchise-record 234 consecutive games played from 1962-78.

## 1979 (5-11)

### Head Coach Bud Wilkinson (13 games)

### Head Coach Larry Wilson (3 games)

Sept. 2	Dallas	L	21-22	50,855
Sept. 9	At N.Y. Giants	W	27-14	71,370
Sept. 16	Pittsburgh	L	21-24	50,416
Sept. 23	Washington	L	7-17	50,680
Sept. 30	At L.A. Rams	L	0-21	48,160
Oct. 7	At Houston	W	24-17	53,043
Oct. 14	Philadelphia	L	20-24	48,367
Oct. 21	At Dallas	L	13-22	64,300
Oct. 28	Cleveland	L	20-38	47,845
Nov. 4	Minnesota	W	37-7	47,213
Nov. 11	At Washington	L	28-30	50,868
Nov. 18	At Philadelphia	L	13-16	70,235
Nov. 25	At Cincinnati	L	28-34	25,103
Dec. 2	San Francisco	W	13-10	41,593
Dec. 9	N.Y. Giants	W	29-20	39,802
Dec. 16	At Chicago	L	6-42	42,810
Home: 3-5 (376,771). Away: 2-6 (425,889).			307-358	

### Usual Starting Lineup

Offense	Defense
WR ..... Pat Tilley	LE ..... Bob Pollard
LT ..... Keith Wortman	NT ..... Charlie Davis
LG ..... Bob Young	RE ..... Mike Dawson
C ..... Tom Banks	LOLB ..... Eric Williams
RG ..... Terry Stieve	LILB ..... Steve Neils
..... Keith Wortman	..... Tim Kearney
RT ..... Dan Dierdorf	RILB ..... Kurt Allerman
TE ..... Gary Parris	ROLB ..... Mark Arneson
WR ..... Mel Gray	..... Calvin Favron
QB ..... Jim Hart	LCB ..... Carl Allen
RB ..... Wayne Morris	RCB ..... Roger Wehrli
..... Otis Anderson	SS ..... Ken Greene
..... Steve Little	FS ..... Ken Stone
..... Mike Wood	P ..... Steve Little

### Team Statistics

	Cards	Opp.
Total First Downs	305	302
Rushing	145	125
Passing	136	149
Penalty	24	28
Total Net Yards	5,184	5,074
Avg. Per Game	324.0	317.1
Total Plays	1,095	1,073
Avg. Per Play	4.7	4.7
Net Yards Rushing	2,582	2,204
Avg. Per Game	161.4	137.8
Total Rushes	566	567
Net Yards Passing	2,602	2,870
Avg. Per Game	162.6	179.4
Sacked/Yards Lost	32/268	28/194
Gross Yards	2,870	3,064
Att./Comp./Pct.	492/249/50.6	478/258/53.9
Had Intercepted	24	18
Punts/Average	80/38.2	90/39.2
Net Punting Average	32.0	33.3
Penalties/Yards	104/941	94/758
Fumbles/Lost	42/21	40/19
Touchdowns	40	43
Rushing	24	18
Passing	12	22
Returns	4	3

### Notes

Head Coach **Bud Wilkinson** resigns after 13 games and a 3-10 record, losing six games by four points or less ... **Larry Wilson** named interim head coach ... Cards win two of last three contests to finish 5-11 ... promising young tight end **J.V. Cain** dies after collapsing from a heart condition at training camp ... **Ottis Anderson**, the club's first-round selection from Miami (Fla.), turns in the finest season by a rookie running back in NFL history with 1,605 yards rushing, a 4.8-yard average per carry, 10 touchdowns, and a season-high 193 yards in his NFL debut at Dallas on Sept. 2 ... defensive back **Roy Green** returns a kickoff an NFL-record 106 yards in the same game ... Anderson later rushes for 105 yards against Dallas, becoming the first player to rush for over 100 yards twice in the same season against the Cowboys.

(All-Time Results continued on page 278)

(All-Time Results continued from page 277)

## 1980 (5-11)

### Head Coach Jim Hanifan

Sept. 7	N.Y. Giants	L	35-41	48,122
Sept. 14	At San Francisco (OT)	L	21-24	49,999
Sept. 21	At Detroit	L	7-20	80,027
Sept. 28	Philadelphia	W	24-14	49,079
Oct. 5	At New Orleans	W	40-7	56,388
Oct. 12	L.A. Rams	L	13-21	50,230
Oct. 19	At Washington	L	0-23	51,060
Oct. 26	At Baltimore	W	17-10	33,506
Nov. 2	Dallas	L	24-27	50,701
Nov. 9	Atlanta (OT)	L	27-33	48,662
Nov. 16	At Dallas	L	21-31	52,567
Nov. 23	Kansas City	L	13-21	42,871
Nov. 30	At N.Y. Giants	W	23-7	65,852
Dec. 7	Detroit	W	24-23	46,966
Dec. 14	At Philadelphia	L	3-17	68,969
Dec. 21	Washington	L	7-31	35,942
Home: 2-6 (373,573), Away: 3-5 (447,368),			299-350	

### Usual Starting Lineup

Offense		Defense	
WR	Pat Tilley	LE	Bob Pollard
LT	George Collins	NT	Rush Brown
LG	Joe Bostic	RE	Ron Yankowski
C	Barney Cotton	LOLB	Steve Neils
RG	Tom Brahaney	LILB	Eric Williams
	Tom Banks	RILB	Calvin Favron
	Brad Oates	ROLB	Tim Kearney
RT	Joe Bostic	LCB	Mark Amerson
TE	Dan Dierdorf		Carl Allen
WR	Doug Marsh		Tim Collier
QB	Mel Gray	RCB	Roger Wehrli
FB	Jim Hart	SS	Lee Nelson
RB	Wayne Morris	FS	Ken Greene
K	Ottis Anderson	P	Ken Stone
	Neil O'Donoghue		Roy Green
	Steve Little		Larry Swider

### Team Statistics

	Cards	Opp.
Total First Downs	281	311
Rushing	123	115
Passing	137	176
Penalty	21	20
Total Net Yards	4,858	5,364
Avg. Per Game	303.6	336.5
Total Plays	1,039	1,113
Avg. Per Play	4.7	4.8
Net Yards Rushing	2,182	2,059
Avg. Per Game	136.4	128.7
Total Rushes	519	547
Net Yards Passing	2,676	3,325
Avg. Per Game	167.3	207.8
Sacked/Yards Lost	50/387	38/291
Gross Yards	3,063	3,616
Att./Comp./Pct.	470/239/50.8	531/287/54.0
Had Intercepted	24	20
Punts/Average	100/41.1	89/40.1
Net Punting Average	31.6	33.4
Penalties/Yards	103/922	101/919
Fumbles/Lost	24/13	27/14
Touchdowns	37	43
Rushing	19	17
Passing	16	23
Returns	2	3

### Notes

Former Don Coryell assistant Jim Hanifan returns to St. Louis as head coach ... Cards finish 5-11 ... future Hall of Famer Dan Dierdorf returns from reconstructive knee surgery to start all 16 games at right tackle and earn a sixth trip to the Pro Bowl ... punter Larry Swider sets Cardinal single-season mark with 99 punts ... Card defense ties NFL mark with 12 quarterback sacks at Baltimore on Oct. 26 ... 330 rushing yards at New Orleans on Oct. 5 establish club single-game record ... after six games, 1978 first-round draft choice kicker Steve Little is released and is involved in auto accident that results in disabling injuries and permanent confinement to a wheelchair.

## 1981 (7-9)

### Head Coach Jim Hanifan

Sept. 6	Miami	L	7-20	50,351
Sept. 13	At Dallas	L	17-30	63,602
Sept. 20	Washington	W	40-30	50,182
Sept. 27	At Tampa Bay	L	10-30	65,850
Oct. 4	Dallas	W	20-17	49,777
Oct. 11	At N.Y. Giants	L	14-34	67,128
Oct. 18	At Atlanta	L	20-41	51,428
Oct. 25	Minnesota	W	30-17	48,039
Nov. 1	At Washington	L	21-42	50,643
Nov. 8	Philadelphia	L	10-52	48,421
Nov. 15	Buffalo	W	24-0	46,214
Nov. 22	At Baltimore	W	35-24	24,784
Nov. 29	At New England	W	27-20	39,946
Dec. 6	New Orleans	W	30-3	46,923
Dec. 13	N.Y. Giants	L	10-20	47,358
Dec. 20	Philadelphia	L	0-38	56,656
Home: 5-3 (384,675), Away: 2-6 (420,037),			315-408	

### Usual Starting Lineup

Offense		Defense	
WR	Pat Tilley	LE	Bob Pollard
LT	George Collins	LT	Mike Dawson
LG	Terry Stieve	RT	Rush Brown
C	Tom Brahaney	RE	Curtis Greer
RG	Joe Bostic	LLB	Calvin Favron
RT	Dan Dierdorf		Eric Williams
TE	Greg LaFlour	LILB	E.J. Junior
WR	Mel Gray	MLB	Tim Kearney
QB	Jim Hart		Dave Ahrens
	Neil Lomax	RLB	E.J. Junior
RB	Ottis Anderson		Charlie Baker
FB	Wayne Morris	LCB	Carl Allen
K	Neil O'Donoghue		Jeff Griffin
		RCB	Roger Wehrli
			Tim Collier
		SS	Lee Nelson
		FS	Ken Greene
		P	Carl Birdsong

### Team Statistics

	Cards	Opp.
Total First Downs	300	328
Rushing	135	134
Passing	141	162
Penalty	24	23
Total Net Yards	5,077	5,723
Avg. Per Game	317.3	357.7
Total Plays	994	1,015
Avg. Per Play	5.1	5.6
Net Yards Rushing	2,213	2,428
Avg. Per Game	138.3	151.8
Total Rushes	519	509
Net Yards Passing	2,864	3,295
Avg. Per Game	179.0	205.9
Sacked/Yards Lost	48/405	32/252
Gross Yards	3,269	3,547
Att./Comp./Pct.	477/253/53.0	494/282/57.1
Had Intercepted	24	21
Punts/Average	69/41.8	69/41.3
Penalties/Yards	106/777	98/845
Fumbles/Lost	34/21	33/16
Touchdowns	37	50
Rushing	20	20
Passing	15	29
Returns	2	1

### Notes

The 1981 draft class includes Alabama linebacker E.J. Junior (first round), Portland State quarterback Neil Lomax (second round), and Citadel running back Slump Mitchell (ninth round), a trio that would combine for 26 seasons with the Cards ... all three earn consensus NFL all-rookie team notice ... Lomax named starter for final six games as Cards win four consecutive times to finish 7-9 ... return specialist Mitchell breaks or ties eight club marks and ties two NFL records ... Roy Green doubles as defensive back and wide receiver as the league's first authentic two-way player in more than two decades.

## 1982 (5-4)

### Head Coach Jim Hanifan

Sept. 12	At New Orleans	W	27-7	58,673
Sept. 19	Dallas	L	7-24	50,705
Nov. 21	San Francisco	L	20-31	38,064
Nov. 28	At Atlanta	W	23-20	33,411
Dec. 5	At Philadelphia	W	23-20	63,622
Dec. 12	Washington	L	7-12	35,308
Dec. 19	At Chicago	W	10-7	43,270
Dec. 26	N.Y. Giants	W	24-21	39,824
Jan. 2	At Washington	L	0-28	52,554
Home: 1-3 (163,901). Away: 4-1 (251,530).			135-170	
<b>First Round Super Bowl Tournament</b>				
Jan. 8	At Green Bay	L	16-41	54,282

### Usual Starting Lineup

<b>Offense</b>		<b>Defense</b>	
WR	Pat Tilley	LE	Elois Grooms
LT	Luis Sharpe	LT	Mike Dawson
LG	Terry Stieve	RT	Rush Brown
C	Dan Dierdorf	RE	Curtis Greer
RG	Joe Bostic	LLB	E.J. Junior
RT	Tootie Robbins	MLB	Dave Ahrens
TE	Doug Marsh	RLB	Charlie Baker
	Greg LaFleur	LCB	Jeff Griffin
WR	Roy Green	RCB	Carl Allen
QB	Neil Lomax	SS	Lee Nelson
RB	Ottis Anderson	FS	Benny Perrin
FB	Wayne Morris	P	Carl Birdsong
K	Neil O'Donoghue		

### Team Statistics

	Cards	Opp.
<b>Total First Downs</b>	162	163
Rushing	71	58
Passing	81	98
Penalty	10	7
<b>Total Net Yards</b>	2,542	2,848
Avg. Per Game	282.4	316.4
Total Plays	579	570
Avg. Per Play	4.4	5.0
<b>Net Yards Rushing</b>	1,209	995
Avg. Per Game	134.3	110.6
Total Rushes	307	256
<b>Net Yards Passing</b>	1,124	1,853
Avg. Per Game	124.9	205.9
Sacked/Yards Lost	32/243	23/183
Gross Yards	1,367	2,035
Att./Comp./Pct.	240/129/53.8	291/174/59.8
Had Intercepted	6	6
<b>Punts/Average</b>	54/43.8	51/41.1
<b>Penalties/Yards</b>	55/523	54/424
<b>Fumbles/Lost</b>	17/10	14/9
<b>Touchdowns</b>	16	21
Rushing	10	5
Passing	6	16
Returns	0	0

### Notes

A second consecutive jackpot draft class of UCLA tackle **Luis Sharpe** (first round), Florida tackle **David Galloway** (second round), Alabama safety **Benny Perrin** (third round), and East Tennessee State fullback **Earl Ferrell** (fifth round) will average over eight years per player, all four earning near-immediate starting roles ... Cards become youngest team in NFL to qualify for the Super Bowl tournament in strike-shortened season with 5-4 record ... NFL players walk out after second game of the season due to labor strike on Sept. 19 ... play does not resume until Nov. 21 ... Cards lose 41-16 at Green Bay in first-round action as Card quarterback **Neil Lomax** sets league postseason record with 365 yards passing.

## 1983 (8-7-1)

### Head Coach Jim Hanifan

Sept. 4	At New Orleans	L	17-28	65,225
Sept. 11	Dallas	L	17-34	48,532
Sept. 18	San Francisco	L	27-42	38,130
Sept. 25	At Philadelphia	W	14-11	64,465
Oct. 2	At Kansas City	L	14-38	58,975
Oct. 9	Washington	L	14-38	42,698
Oct. 16	At Tampa Bay	W	34-27	48,224
Oct. 24	N.Y. Giants (OT)	T	20-20	45,630
Oct. 30	Minnesota	W	41-31	38,796
Nov. 6	At Washington	L	7-45	51,380
Nov. 13	Seattle	W	33-28	33,280
Nov. 20	San Diego	W	44-14	40,644
Nov. 24	At Dallas	L	17-35	60,764
Dec. 4	At N.Y. Giants	W	10-6	25,156
Dec. 11	At L.A. Raiders	W	34-24	32,111
Dec. 18	Philadelphia	W	31-7	21,902
Home: 4-3-1 (309,612). Away: 4-4 (406,300).			374-428	

### Usual Starting Lineup

<b>Offense</b>		<b>Defense</b>	
WR	Pat Tilley	LE	Al "Bubba" Baker
LT	Luis Sharpe	LT	Elois Grooms
LG	Terry Stieve		Mark Duda
C	Randy Clark	RT	David Galloway
RG	Joe Bostic	RE	Curtis Greer
RT	Tootie Robbins	LLB	E.J. Junior
TE	Doug Marsh		Bob Harris
	Greg LaFleur	MLB	Kurt Allmaran
WR	Roy Green		E.J. Junior
QB	Neil Lomax	RLB	Charlie Baker
RB	Ottis Anderson	LCB	Lionel Washington
FB	Wayne Morris		Cedric Mack
K	Neil O'Donoghue	RCB	Wayne Smith
		SS	Lee Nelson
		FS	Benny Perrin
		P	Carl Birdsong

### Team Statistics

	Cards	Opp.
<b>Total First Downs</b>	295	266
Rushing	123	107
Passing	148	161
Penalty	24	18
<b>Total Net Yards</b>	5,143	5,005
Avg. Per Game	321.4	312.8
Total Plays	1,044	1,020
Avg. Per Play	4.9	4.9
<b>Net Yards Rushing</b>	2,275	1,838
Avg. Per Game	142.2	114.9
Total Rushes	525	444
<b>Net Yards Passing</b>	2,868	3,167
Avg. Per Game	179.3	197.9
Sacked/Yards Lost	59/441	59/468
Gross Yards	3,309	3,635
Att./Comp./Pct.	480/267/55.0	519/290/55.9
Had Intercepted	21	28
<b>Punts/Average</b>	85/41.5	88/40.3
<b>Penalties/Yards</b>	89/770	102/819
<b>Fumbles/Lost</b>	50/27	32/20
<b>Touchdowns</b>	47	56
Rushing	15	23
Passing	29	24
Returns	3	9

### Notes

After losing five of first six games, Cards rebound with 7-2-1 mark in final 10 contests and narrowly miss playoffs with 8-7-1 record ... in first full season at wide receiver, **Roy Green** establishes team records with 78 pass receptions for 1,227 yards to earn all-pro acclaim ... defensive end **Curtis Greer** sets team record with 16 quarterback sacks as Cards lead NFL with 59 traps ... Cards and N.Y. Giants play to 20-20 tie on nationally-televised "Monday Night Football" game remembered for three missed overtime field-goal attempts by Card kicker **Neil O'Donoghue** ... future Hall of Famer **Dan Dierdorf** announces his retirement after 12 seasons, 160 games, and six Pro Bowls ... St. Louis (nine) and Kansas City (six) combine for 15 turnovers, two shy of the NFL record, in 38-14 Chiefs' win on Oct. 2 ... Cards lose 28-10 to Minnesota during preseason game on Aug. 6 in London's Wembley Stadium, the first NFL game in England.

(All-Time Results continued on page 280)

(All-Time Results continued from page 279)

## 1984 (9-7)

### Head Coach Jim Hanifan

Sept. 2	At Green Bay	L	23-24	53,798
Sept. 9	Buffalo	W	37-7	<b>35,785</b>
Sept. 16	At Indianapolis	L	34-33	60,274
Sept. 23	At New Orleans	W	24-34	58,723
Sept. 30	Miami	L	<b>28-36</b>	<b>46,991</b>
Oct. 7	At Dallas	W	31-20	61,438
Oct. 14	Chicago	W	<b>38-21</b>	<b>49,554</b>
Oct. 21	Washington	W	26-24	50,262
Oct. 28	At Philadelphia	W	34-14	54,310
Nov. 4	L.A. Rams	L	13-16	51,010
Nov. 11	Dallas	L	17-24	<b>48,721</b>
Nov. 18	At N.Y. Giants	L	10-16	73,428
Nov. 25	Philadelphia	W	17-16	<b>39,858</b>
Dec. 2	At New England	W	33-10	53,558
Dec. 9	N.Y. Giants	W	31-21	<b>49,973</b>
Dec. 16	At Washington	L	<b>27-29</b>	<b>54,299</b>
Home: 5-3 (327,154). Away: (469,766).			423-345	

### Usual Starting Lineup

<b>Offense</b>	<b>Defense</b>
WR ..... Pat Tilley	LE ..... Al "Bubba" Baker
LT ..... Luis Sharpe	LT ..... David Galloway
LG ..... Terry Stieve	RT ..... Elpis Grooms
C ..... Randy Clark	Mark Duda
RG ..... Joe Bostic	RE ..... Curtis Greer
RT ..... Tootie Robbins	LLB ..... Thomas Howard
TE ..... Doug Marsh	MLB ..... E.J. Junior
Greg LaFleur	Kurt Allerman
WR ..... Roy Green	RLB ..... Charlie Baker
QB ..... Neil Lomax	E.J. Junior
RB ..... Otis Anderson	LCB ..... Lionel Washington
FB ..... Earl Ferrell	RCB ..... Wayne Smith
K ..... Neil O'Donoghue	SS ..... Leonard Smith
	Lee Nelson
	FS ..... Benny Perrin
	P ..... Carl Birdsong

### Team Statistics

	Cards	Opp.
<b>Total First Downs</b> .....	<b>345</b>	<b>292</b>
Rushing	129	108
Passing	200	157
Penalty	16	27
<b>Total Net Yards</b> .....	<b>5,345</b>	<b>5,094</b>
Avg. Per Game	396.6	318.4
Total Plays	1,103	991
Avg. Per Play	5.8	5.1
<b>Net Yards Rushing</b> .....	<b>2,088</b>	<b>1,923</b>
Avg. Per Game	130.5	120.2
Total Rushes	488	442
<b>Net Yards Passing</b> .....	<b>4,257</b>	<b>3,171</b>
Avg. Per Game	266.1	198.2
Sacked/Yards Lost	49/377	55/403
Gross Yards	4,634	3,574
Att./Comp./Pct.	566/347/61.3	494/251/50.8
Had Intercepted	16	21
<b>Punts/Average</b> .....	<b>68/38.1</b>	<b>81/38.9</b>
<b>Penalties/Yards</b> .....	<b>109/904</b>	<b>75/578</b>
<b>Fumbles/Lost</b> .....	<b>32/20</b>	<b>20/12</b>
<b>Touchdowns</b> .....	<b>51</b>	<b>39</b>
Rushing	21	11
Passing	28	26
Returns	2	2

### Notes

The Cards, with the NFC Eastern Division title on line to the winner, travel to R.F.K. Stadium and battle back from a 23-7 halftime deficit to take a 27-26 lead midway through fourth quarter, but a 50-yard field-goal try sails wide as time expires and Redskins escape with a 29-27 win and the division crown ... in the torrid comeback at Washington, quarterback **Neil Lomax** connects on 25 of 28 passes for 314 yards in the second half ... Cards finish 9-7 with seven losses by an average of just over six points ... Lomax sets club single-season marks with 345 pass completions in 560 attempts for 4,614 yards (fifth highest in NFL history), 28 touchdowns, and 92.5 quarterback rating ... wide receiver **Roy Green's** 1,555 receiving yards is most by NFL player in 19 seasons as he averages 45.3 yards per touchdown reception.

## 1985 (5-11)

### Head Coach Jim Hanifan

Sept. 8	At Cleveland (OT)	W	27-24	62,107
Sept. 15	Cincinnati	W	41-27	<b>46,321</b>
Sept. 22	At N.Y. Giants	L	17-27	74,987
Sept. 29	Green Bay	W	<b>43-28</b>	<b>48,598</b>
Oct. 7	At Washington	L	10-27	53,134
Oct. 13	At Philadelphia	L	7-30	48,186
Oct. 20	At Pittsburgh	L	10-23	56,478
Oct. 27	Houston	L	<b>10-20</b>	<b>43,190</b>
Nov. 4	Dallas	W	21-10	49,337
Nov. 10	At Tampa Bay	L	0-16	34,736
Nov. 17	Philadelphia	L	<b>14-24</b>	<b>39,032</b>
Nov. 24	N.Y. Giants	L	3-34	41,248
Nov. 28	At Dallas	L	17-35	54,125
Dec. 8	New Orleans	W	28-16	<b>29,527</b>
Dec. 15	At L.A. Rams	L	14-46	52,052
Dec. 21	Washington	L	<b>16-27</b>	<b>28,090</b>
Home: 4-4 (325,343). Away: 1-7 (435,805).			278-414	

### Usual Starting Lineup

<b>Offense</b>	<b>Defense</b>
WR ..... Pat Tilley	LE ..... Al "Bubba" Baker
LT ..... Luis Sharpe	LT ..... David Galloway
LG ..... Doug Dawson	RT ..... Mark Duda
C ..... Randy Clark	RE ..... Curtis Greer
RG ..... Joe Bostic	LLB ..... Niko Noga
RT ..... Tootie Robbins	MLB ..... E.J. Junior
Lance Smith	RLB ..... Freddie Joe Nunn
TE ..... Doug Marsh	LCB ..... Cedric Mack
WR ..... Roy Green	RCB ..... Wayne Smith
QB ..... Neil Lomax	SS ..... Leonard Smith
RB ..... Otis Anderson	FS ..... Lonnie Young
Slump Mitchell	Benny Perrin
RB ..... Earl Ferrell	P ..... Carl Birdsong
K ..... Neil O'Donoghue	
Novo Bojovic	

### Team Statistics

	Cards	Opp.
<b>Total First Downs</b> .....	<b>301</b>	<b>314</b>
Rushing	105	115
Passing	171	169
Penalty	22	30
<b>Total Net Yards</b> .....	<b>5,086</b>	<b>5,381</b>
Avg. Per Game	317.9	336.3
Total Plays	1,016	1,045
Avg. Per Play	5.0	5.2
<b>Net Yards Rushing</b> .....	<b>1,974</b>	<b>2,378</b>
Avg. Per Game	123.4	148.6
Total Rushes	417	552
<b>Net Yards Passing</b> .....	<b>3,112</b>	<b>3,003</b>
Avg. Per Game	194.5	187.7
Sacked/Yards Lost	65/469	32/254
Gross Yards	3,581	3,257
Att./Comp./Pct.	534/296/55.4	461/253/54.9
Had Intercepted	18	13
<b>Punts/Average</b> .....	<b>85/41.7</b>	<b>75/41.0</b>
<b>Penalties/Yards</b> .....	<b>101/816</b>	<b>88/744</b>
<b>Fumbles/Lost</b> .....	<b>36/16</b>	<b>28/14</b>
<b>Touchdowns</b> .....	<b>34</b>	<b>47</b>
Rushing	14	11
Passing	19	34
Returns	1	2

### Notes

Though a 3-1 start looks promising, the Cards win only two of their final 12 contests to finish 5-11, spelling the end of **Jim Hanifan's** six-year (1980-85) tenure as head coach ... with former all-pro running back **Otis Anderson** injured, **Slump Mitchell** averages 96.9 yards rushing in final nine games en route to 1,006 yards and a 5.5-yard average per carry despite starting just eight contests ... quarterback **Neil Lomax** is sacked NFC-high 61 times ... Yugoslavian kicker **Novo Bojovic**, signed by the Cards during mid-season, kicks a 40-yard field goal to give the Cards a 3-0 first-quarter lead Nov. 24 vs. N.Y. Giants, chases down the football, spikes it in the end zone, then watches with teammates as Giants score 34 unanswered points in 34-3 defeat at the Meadowlands.

## 1986 (4-11-1)

### Head Coach Gene Stallings

Sept. 7	L.A. Rams	L	10-16	40,347
Sept. 14	At Atlanta	L	13-33	46,463
Sept. 21	At Buffalo	L	10-17	85,762
Sept. 29	Dallas	L	7-31	49,077
Oct. 5	N.Y. Giants	L	6-13	40,562
Oct. 12	At Tampa Bay	W	30-19	33,307
Oct. 19	At Washington	L	21-28	53,494
Oct. 26	At Dallas	L	6-37	60,756
Nov. 2	Philadelphia	W	13-10	33,051
Nov. 9	At San Francisco	L	17-43	50,172
Nov. 16	New Orleans	L	7-16	32,069
Nov. 23	Kansas City	W	23-14	29,680
Nov. 30	Washington	L	17-20	35,637
Dec. 7	At Philadelphia (OT)	T	10-10	50,148
Dec. 14	At N.Y. Giants	L	7-27	75,261
Dec. 21	Tampa Bay	W	21-17	23,957
Home: 3-5 (284,380). Away: 1-6-1 (435,363).				218-351

### Usual Starting Lineup

<b>Offense</b>		<b>Defense</b>	
WR	J.T. Smith	LE	Bob Clasby
LT	Luis Sharpe	NT	Mark Duda
LG	Derek Kennard		David Galloway
	Ray Brown	RE	Al "Bubba" Baker
C	Mike Ruether	LOLB	Freddie Joe Nunn
	Gene Chilton	LILB	E.J. Junior
RG	Joe Bostic	RILB	Niko Noga
RT	Lance Smith	ROLB	Charlie Baker
	Tootie Robbins	LCB	Lionel Washington
TE	Doug Marsh	RCB	Cedric Mack
WR	Roy Green		Wayne Smith
QB	Neil Lomax	SS	Leonard Smith
RB	Stump Mitchell	FS	Lonnie Young
FB	Earl Ferrell	P	Greg Cater
K	John Lee		
	Eric Schubert		

### Team Statistics

	Cards	Opp.
<b>Total First Downs</b>	273	304
Rushing	102	125
Passing	149	149
Penalty	22	30
<b>Total Net Yards</b>	4,503	4,864
Avg. Per Game	281.4	304.0
Total Plays	994	1,037
Avg. Per Play	4.5	4.7
<b>Net Yards Rushing</b>	1,787	2,227
Avg. Per Game	111.7	139.2
Total Rushes	419	560
<b>Net Yards Passing</b>	2,716	2,637
Avg. Per Game	169.8	164.6
Sacked/Yards Lost	59/424	41/355
Gross Yards	3,140	2,992
Att./Comp./Pct.	516/293/56.8	436/215/49.3
Had Intercepted	19	10
<b>Punts/Average</b>	92/37.1	63/42.5
<b>Penalties/Yards</b>	116/932	86/682
<b>Fumbles/Lost</b>	25/10	40/12
<b>Touchdowns</b>	27	40
Rushing	8	17
Passing	17	21
Returns	2	2

### Notes

Long-time Dallas assistant Gene Stallings named Cards' head coach ... injury-riddled squad manages 4-11-1 mark ... rookie 10th-round pick Vai Sikahema (return specialist) and fullback Ron Woffley (special teams) voted to Pro Bowl ... Sikahema ties NFL record with two punt returns for touchdowns (71 and 60 yards) vs. Tampa Bay on Dec. 21 ... wide receiver J.T. Smith sets club mark with 80 pass receptions ... just eight weeks removed from back surgery, 49ers quarterback Joe Montana makes spectacular return at Cards' expense, completing 13 of 19 passes for 270 yards and three touchdowns to Jerry Rice in 43-17 win at San Francisco on Nov. 9.

## 1987 (7-8)

### Head Coach Gene Stallings

#### (Final season in St. Louis)

Sept. 13	Dallas	W	24-13	47,241
Sept. 20	At San Diego	L	24-28	47,998
Sept. 27	Indianapolis (not played)			
Oct. 4	At Washington	L	21-28	27,728
Oct. 11	New Orleans	W	24-19	11,795
Oct. 18	At San Francisco	L	28-34	38,094
Oct. 25	At N.Y. Giants	L	7-30	74,391
Nov. 1	Philadelphia	L	23-28	24,586
Nov. 8	Tampa Bay	W	31-28	22,449
Nov. 15	L.A. Rams	L	24-27	27,730
Nov. 22	At Philadelphia	W	31-19	55,592
Nov. 29	At Atlanta	W	34-21	15,909
Dec. 6	Washington	L	17-34	31,324
Dec. 13	N.Y. Giants	W	27-24	29,623
Dec. 20	At Tampa Bay	W	31-14	32,046
Dec. 27	At Dallas	L	16-21	36,788
Home: 4-3 (194,748). Away: 3-5 (328,536).				362-368

### Usual Starting Lineup

<b>Offense</b>		<b>Defense</b>	
WR	J.T. Smith	LE	Freddie Joe Nunn
LT	Luis Sharpe	LT	Bob Clasby
LG	Todd Peat	RT	Steve Alvord
	Joe Bostic		Mark Duda
C	Derek Kennard	RE	Curtis Greer
	Lance Smith		David Galloway
RG	Rob Awalt	LLB	Anthony Bell
RT	Rob Awalt	MLB	Niko Noga
TE	Jay Novacek	FLB	E.J. Junior
WR	Roy Green	LCB	Carl Carter
QB	Neil Lomax	RCB	Cedric Mack
RB	Stump Mitchell	SS	Leonard Smith
FB	Earl Ferrell	FS	Lonnie Young
K	Jim Gallery	P	Greg Horne

### Team Statistics

	Cards	Opp.
<b>Total First Downs</b>	325	306
Rushing	115	116
Passing	189	168
Penalty	21	22
<b>Total Net Yards</b>	5,326	5,384
Avg. Per Game	355.1	358.9
Total Plays	1,045	1,023
Avg. Per Play	5.1	5.3
<b>Net Yards Rushing</b>	1,873	2,001
Avg. Per Game	124.9	133.4
Total Rushes	462	492
<b>Net Yards Passing</b>	3,453	3,383
Avg. Per Game	230.2	225.5
Sacked/Yards Lost	54/397	41/285
Gross Yards	3,850	3,668
Att./Comp./Pct.	529/305/57.7	490/276/56.3
Had Intercepted	15	14
<b>Punts/Average</b>	70/38.0	74/41.2
<b>Penalties/Yards</b>	101/797	88/718
<b>Fumbles/Lost</b>	23/12	34/19
<b>Touchdowns</b>	46	48
Rushing	15	16
Passing	25	30
Returns	6	2

### Notes

Final season in St. Louis ... 21-16 loss in season finale at Dallas completes 7-8 record to deprive club of first playoff berth in five seasons ... Cards defeat defending Super Bowl champ N.Y. Giants 27-24 in final appearance in Busch Stadium on Dec. 13 ... players' strike mandates playing three games with replacement rosters ... Cards launch greatest fourth-quarter comeback in NFL history in 31-28 win over Tampa Bay on Nov. 8, rallying from a 28-3 deficit after three periods ... quarterback Neil Lomax completes 10 of 16 passes for 164 and three touchdowns in the fourth quarter as Cards score 28 unanswered points ... wide receiver J.T. Smith breaks own club mark of 80 pass receptions with league-high 91 catches (1,117 yards) ... Ram running back Charles White sets Card opponent record with 213 rushing yards on Nov. 15.

(All-Time Results continued on page 282)

**1988 (7-9)****Head Coach Gene Stallings****(First season in Arizona)**

Sept. 4	At Cincinnati	L	14-21	50,404
Sept. 12	Dallas	L	14-17	67,139
Sept. 18	At Tampa Bay	W	30-24	35,034
Sept. 25	Washington	W	30-21	61,973
Oct. 2	At L.A. Rams	W	41-27	49,830
Oct. 9	Pittsburgh	W	31-14	53,278
Oct. 16	At Washington	L	17-33	54,402
Oct. 23	Cleveland	L	21-29	61,261
Oct. 30	At Dallas	W	16-10	42,196
Nov. 6	San Francisco	W	24-23	64,544
Nov. 13	N.Y. Giants	W	24-17	65,324
Nov. 20	At Houston	L	20-38	43,843
Nov. 27	At Philadelphia	L	21-31	57,918
Dec. 4	At N.Y. Giants	L	7-44	73,438
Dec. 10	Philadelphia	L	17-23	54,832
Dec. 16	Green Bay	L	17-26	44,586
Home: 4-4 (472,937). Away: 3-5 (407,065).			344-398	

**Usual Starting Lineup**

Offense		Defense	
WR	J.T. Smith	LE	Rod Saddler
LT	Luis Sharpe		David Galloway
LG	Todd Peat	LT	Bob Clabby
C	Derek Kennard	RT	Rod Saddler
RG	Lance Smith		Steve Alford
RT	Tootie Robbins	RE	Freddie Joe Nunn
TE	Rob Awalt	LLB	Anthony Bell
WR	Roy Green	MLB	Niko Noga
QB	Neil Lomax	RLB	E.J. Junior
RB	Stump Mitchell	LCB	Carl Carter
FB	Earl Ferrell	RCB	Cedric Mack
K	Al Del Greco	SS	Tim McDonald
		FS	Lonnie Young
		P	Greg Horne

**Team Statistics**

	Cards	Opp.
Total First Downs	336	301
Rushing	122	110
Passing	195	171
Penalty	19	20
Total Net Yards	5,807	5,169
Avg. Per Game	362.9	323.1
Total Plays	1,102	1,014
Avg. Per Play	5.3	5.1
Net Yards Rushing	2,027	1,925
Avg. Per Game	126.7	120.3
Total Rushes	480	467
Net Yards Passing	3,780	3,244
Avg. Per Game	235.3	202.8
Sacked/Yards Lost	40/411	39/295
Gross Yards	4,191	3,539
Att./Comp./Pct.	562/322/57.3	508/264/52.0
Had Intercepted	19	16
Punts/Average	80/40.3	83/41.1
Penalties/Yards	99/790	103/770
Fumbles/Lost	34/16	27/13
Touchdowns	44	51
Rushing	15	19
Passing	26	30
Returns	3	2

**Notes**

After 18 seasons in St. Louis (1960-87), Cards relocate to Arizona to play in Sun Devil Stadium at Arizona State University ... Hall of Famer **Larry Wilson** named vice president and general manager ... victories over three most recent Super Bowl champions—N.Y. Giants, Washington, and San Francisco—and 7-4 start (best since 1976) overshadowed by five consecutive losses to end season ... signature victory by overcoming 23-0 third-quarter deficit to down San Francisco 24-23 on a touchdown pass from quarterback **Neil Lomax** to wide receiver **Roy Green** with three seconds left ... a national "Monday Night Football" audience and capacity Sun Devil Stadium crowd witness the Cards' inaugural regular-season game in Arizona, a 17-14 Dallas victory ... Cards gain first home victory in new venue with 30-21 upset of defending Super Bowl champion Washington on Sept. 25.

**1989 (5-11)****Head Coach Gene Stallings (11 games)****Head Coach Hank Kuhlmann (5 games)**

Sept. 10	At Detroit	W	16-13	36,735
Sept. 17	At Seattle	W	34-24	60,444
Sept. 24	At N.Y. Giants	L	7-35	75,742
Oct. 1	San Diego	L	13-24	44,201
Oct. 8	At Washington	L	28-30	53,335
Oct. 15	Philadelphia	L	5-17	42,820
Oct. 22	Atlanta	W	34-20	33,894
Oct. 29	At Dallas	W	19-10	44,431
Nov. 5	N.Y. Giants	L	13-20	46,588
Nov. 12	Dallas	W	24-20	49,657
Nov. 19	At L.A. Rams	L	14-37	53,176
Nov. 26	Tampa Bay	L	13-14	33,297
Dec. 3	Washington	L	10-29	38,870
Dec. 10	At L.A. Raiders	L	14-16	41,785
Dec. 17	Denver	L	0-37	56,071
Dec. 24	At Philadelphia	L	14-31	43,267
Home: 2-6 (345,198). Away: 3-5 (408,935).			258-377	

**Usual Starting Lineup**

Offense		Defense	
WR	J.T. Smith	LE	Freddie Joe Nunn
LT	Luis Sharpe	LT	Rod Saddler
LG	Mike Zandofsky	RT	Jim Wahler
	Joe Wolf	RE	David Galloway
C	Derek Kennard		Karl Wilson
RG	Lance Smith	LLB	Anthony Bell
RT	Tootie Robbins	MLB	Eric Hill
	Joe Wolf	RLB	Ken Harvey
TE	Rob Awalt	LCB	Cedric Mack
WR	Roy Green	RCB	Carl Carter
QB	Gary Hogeboom	SS	Tim McDonald
RB	Tony Jordan	FS	Michael Zordich
	Stump Mitchell		Lonnie Young
FB	Earl Ferrell	P	Rich Camarillo
K	Al Del Greco		

**Team Statistics**

	Cards	Opp.
Total First Downs	263	329
Rushing	83	113
Passing	157	185
Penalty	22	31
Total Net Yards	4,641	5,877
Avg. Per Game	290.1	367.3
Total Plays	986	1,100
Avg. Per Play	4.7	5.3
Net Yards Rushing	1,361	2,302
Avg. Per Game	85.1	143.9
Total Rushes	407	539
Net Yards Passing	3,280	3,575
Avg. Per Game	205.0	223.4
Sacked/Yards Lost	56/379	30/219
Gross Yards	3,659	3,794
Att./Comp./Pct.	523/279/53.3	531/286/53.9
Had Intercepted	30	16
Punts/Average	82/43.6	76/41.5
Penalties/Yards	113/856	106/916
Fumbles/Lost	24/14	18/11
Touchdowns	29	41
Rushing	10	12
Passing	17	24
Returns	2	5

**Notes**

After a 2-0 start and 5-5 mark after 10 games, Head Coach **Gene Stallings** resigns after 37-14 loss to L.A. Rams dips Cards' slate to 5-6 ... Cards lose next five games under interim head coach **Hank Kuhlmann** ... quarterback **Neil Lomax** forced to sidelines for entire season due to career-ending arthritic condition in left hip ... only four Cardinals start all 16 games as 21 players who started at least one game miss playing time ... Cards sweep first season series against Cowboys since 1970 with 19-10 win at Dallas and 24-20 victory in Arizona ... full-back **Ron Wolfley** named to unprecedented fourth consecutive Pro Bowl due to kamikaze-like play on special teams.

## 1990 (5-11)

### Head Coach Joe Bugel

Sept. 9	At Washington	L	0-31	52,649
Sept. 16	At Philadelphia	W	23-21	64,396
Sept. 23	At New Orleans	L	7-26	61,110
Sept. 30	Washington	L	10-38	49,303
Oct. 7	Open Date			
Oct. 14	Dallas	W	20-3	45,235
Oct. 21	At N.Y. Giants	L	19-20	76,518
Oct. 28	Chicago	L	21-31	71,233
Nov. 4	At Miami	L	3-23	54,924
Nov. 11	At Buffalo	L	14-45	74,904
Nov. 18	Green Bay	L	21-24	46,878
Nov. 25	New England	W	34-14	30,110
Dec. 2	Indianapolis	W	20-17	31,885
Dec. 9	At Atlanta	W	24-13	36,222
Dec. 16	At Dallas	L	10-41	60,190
Dec. 23	N.Y. Giants	L	21-24	41,212
Dec. 29	Philadelphia	L	21-23	31,796
Home: 3-5 (347,652); Away: 2-6 (480,913);				268-396

### Usual Starting Lineup

Offense	Defense
WR.....J.T. Smith	LE.....Freddie Joe Nunn
.....Ernie Jones	NG.....Jim Wahler
LT.....Luis Sharpe	RE.....Rod Saddler
LG.....Derek Kennard	LOLB.....Anthony Bell
C.....Bill Lewis	LILB.....Garth Jax
RG.....Lance Smith	RILB.....Eric Hill
TE.....Tootie Robbins	ROLB.....Ken Harvey
RT.....Walter Reeves	LCB.....Jay Taylor
WR.....Roy Green	RCB.....Gedric Mack
QB.....Timm Rosenbach	SS.....Tim McDonald
H-B.....Tim Jordan	FS.....Lonnie Young
RB.....Johnny Johnson	P.....Rich Camarillo
K.....Al Del Greco	

### Team Statistics

	Cards	Opp.
Total First Downs.....	270	306
Rushing.....	115	140
Passing.....	135	146
Penalty.....	20	20
Total Net Yards.....	4,742	5,216
Avg. Per Game.....	296.4	326.0
Total Plays.....	935	959
Avg. Per Play.....	5.1	5.4
Net Yards Rushing.....	1,912	2,318
Avg. Per Game.....	119.5	144.9
Total Rushes.....	452	521
Net Yards Passing.....	2,833	2,898
Avg. Per Game.....	177.1	181.1
Sacked/Yards Lost.....	43/285	36/232
Gross Yards.....	3,118	3,130
Att./Comp./Pct.....	439/238/54.2	402/233/58.0
Had Intercepted.....	18	16
Punts/Average.....	67/42.8	63/43.6
Penalties/Yards.....	96/683	96/834
Fumbles/Lost.....	25/14	28/11
Touchdowns.....	31	50
Rushing.....	13	20
Passing.....	16	29
Returns.....	2	1

### Notes

Long-time Washington Redskins offensive line coach **Joe Bugel** named head coach ... team moves into 94,000-square-foot training facility in south Tempe, Arizona ... despite Cards' 5-11 mark, rookie running back **Johnny Johnson** earns Pro Bowl berth and second-year quarterback **Timm Rosenbach** takes all 1,001 snaps from center ... new wide receiver **Ricky Proehl** catches 56 passes to become first rookie to lead Cards in receiving in 40 years ... franchise-record crowd of 71,233 sees Cards fall 31-21 to Chicago Bears on Oct. 28 ... wide receiver **Roy Green** becomes club's franchise leader with career total of 522 pass receptions for 8,497 yards.

## 1991 (4-12)

### Head Coach Joe Bugel

Sept. 1	At L.A. Rams	W	24-14	47,089
Sept. 8	At Philadelphia	W	26-10	63,818
Sept. 15	At Washington	L	0-34	54,662
Sept. 22	Dallas	L	9-17	68,814
Sept. 29	New England	W	24-10	26,043
Oct. 6	At N.Y. Giants	L	9-20	75,891
Oct. 13	At Minnesota	L	7-34	51,209
Oct. 20	Atlanta	W	16-10	29,804
Oct. 27	Minnesota	L	0-28	45,447
Nov. 3	At Dallas	L	7-27	61,190
Nov. 10	N.Y. Giants	L	14-21	50,048
Nov. 17	At San Francisco	L	10-14	50,180
Nov. 24	Philadelphia	L	14-34	32,568
Dec. 1	Open Date			
Dec. 8	Washington	L	14-20	48,373
Dec. 15	At Denver	L	19-24	74,098
Dec. 22	New Orleans	L	3-27	30,928
Home: 2-6 (332,025); Away: 2-6 (478,117);				196-344

### Usual Starting Lineup

Offense	Defense
WR.....Ernie Jones	LE.....Jeff Faulkner
LT.....Luis Sharpe	NG.....Jim Wahler
LG.....Joe Wolf	RE.....Craig Patterson
.....Vernice Smith	LOLB.....Freddie Joe Nunn
C.....Bill Lewis	LILB.....Garth Jax
RG.....Lance Smith	RILB.....Eric Hill
TE.....Tootie Robbins	ROLB.....Ken Harvey
RT.....Walter Reeves	LCB.....Aeneas Williams
WR.....Ricky Proehl	.....Lorenzo Lynch
QB.....Lorenzo Lynch	RCB.....Lorenzo Lynch
H-B.....Tim Jordan	.....Aeneas Williams
RB.....Johnny Johnson	SS.....Tim McDonald
K.....Greg Davis	FS.....Michael Zordich
	P.....Rich Camarillo

### Team Statistics

	Cards	Opp.
Total First Downs.....	237	301
Rushing.....	73	132
Passing.....	143	156
Penalty.....	21	13
Total Net Yards.....	3,962	5,052
Avg. Per Game.....	247.6	315.8
Total Plays.....	926	965
Avg. Per Play.....	4.3	5.2
Net Yards Rushing.....	1,295	2,136
Avg. Per Game.....	80.9	133.5
Total Rushes.....	391	493
Net Yards Passing.....	2,667	2,916
Avg. Per Game.....	166.7	182.3
Sacked/Yards Lost.....	43/372	25/153
Gross Yards.....	3,039	3,069
Att./Comp./Pct.....	492/254/51.6	447/268/60.0
Had Intercepted.....	25	17
Punts/Average.....	77/44.7	71/45.2
Penalties/Yards.....	78/661	94/734
Fumbles/Lost.....	31/14	37/21
Touchdowns.....	19	43
Rushing.....	6	27
Passing.....	10	12
Returns.....	3	4

### Notes

Encouragement from 4-0 preseason record and 2-0 start to regular season quickly dissipates as Cards drop 12 of next 14 games to finish 4-12, the most losses in franchise history ... quarterback **Timm Rosenbach** suffers ruptured anterior cruciate ligament in right knee in non-contact drill during evening practice on Aug. 21 and misses season after reconstructive surgery ... Cards gamble in first round of NFL Draft by selecting defensive tackle **Eric Swann** despite no college playing experience ... little-known Southern University walk-on cornerback **Aeneas Williams**, picked in third round, starts 15 of 16 games and has six interceptions share the NFC lead, making him the first rookie cornerback to achieve the feat since the Cowboys' **Everson Walls** (11) in 1991 ... linebacker **Eric Hill** returns a fumble 85 yards for a touchdown in season opener at L.A. Rams on Sept. 1, one of a team-record five Card fumble recoveries.

(All-Time Results continued on page 284)

**1992 (4-12)****Head Coach Joe Bugel**

Sept. 6	At Tampa Bay	L	7-23	41,315
Sept. 13	Philadelphia	L	14-31	42,533
Sept. 20	At Dallas	L	20-31	62,575
Sept. 27	Open Date			
Oct. 4	Washington	W	27-24	34,488
Oct. 11	At N.Y. Giants	L	21-31	70,042
Oct. 18	New Orleans	L	21-30	27,735
Oct. 25	At Philadelphia	L	3-7	64,676
Nov. 1	San Francisco	W	24-14	47,642
Nov. 8	At L.A. Rams	W	20-14	40,788
Nov. 15	At Atlanta	L	17-20	58,477
Nov. 22	Dallas	L	10-16	72,439
Nov. 29	At Washington	L	3-41	53,541
Dec. 6	San Diego	L	21-27	26,880
Dec. 12	N.Y. Giants	W	19-0	28,452
Dec. 20	At Indianapolis	L	13-16	46,763
Dec. 27	Tampa Bay	L	3-7	29,645
Home: 3-5 (309,814), Away: 1-7 (438,177), 243-332				

**Usual Starting Lineup**

Offense		Defense	
WR	Randal Hill	LE	Jeff Faulkner
	Ernie Jones		Eric Swann
LT	Luis Sharpe	DT	Jim Wahler
LG	Mark May		Michael Bankston
C	Danny Villa	DT	Mike Jones
	Bill Lewis		Keith Rucker
RG	Lance Smith	RE	Freddie Joe Nunn
RT	Rick Cunningham		Reuben Davis
	Danny Villa	ILB	Tyronne Stowe
TE	Walter Reeves	ILB	Eric Hill
WR	Ricky Proehl	OLB	Ken Harvey
QB	Timm Rosenbach	LB/DB	Lorenzo Lynch
	Chris Chandler	LCB	Robert Massey
H-B	Butch Rolle	RCB	Aeneas Williams
RB	Johnny Johnson	SS	Tim McDonald
	Ivory Lee Brown	FS	Michael Zordich
K	Greg Davis	P	Rich Camarillo

**Team Statistics**

	Cards	Opp.
Total First Downs	277	281
Rushing	88	101
Passing	161	163
Penalty	28	17
Total Net Yards	4,577	5,126
Avg. Per Game	286.1	320.4
Total Plays	948	915
Avg. Per Play	4.8	5.6
Net Yards Rushing	1,491	1,635
Avg. Per Game	93.2	102.2
Total Rushes	395	436
Net Yards Passing	3,086	3,491
Avg. Per Game	192.9	218.2
Sacked/Yards Lost	36/258	27/196
Gross Yards	3,444	3,687
Att./Comp./Pct.	517/298/57.6	452/276/61.1
Had Intercepted	24	16
Punts/Average	58/42.8	62/42.8
Penalties/Yards	85/722	101/826
Fumbles/Lost	26/18	25/12
Touchdowns	29	40
Rushing	11	13
Passing	15	24
Returns	3	3

**Notes**

Despite considerable improvement on both offense and defense, Cards lose six games by six points or less to post a second consecutive 4-12 season ... defense allows fewest rushing yards (1,635) in 24 seasons (1,558, 1968) and fewest points (332) since 1978 (296) ... cornerback **Robert Massey** becomes 17th player in NFL history to return two interceptions for touchdowns in one game (31 and 41 yards in fourth quarter Oct. 4 vs. Washington) ... Pro Bowl punter **Rich Camarillo** narrowly misses becoming the first player in NFL history to achieve a 40-yard net punting average with a 39.6-yard net mark.

**1993 (7-9)****Head Coach Joe Bugel**

Sept. 5	At Philadelphia	L	17-23	59,831
Sept. 12	At Washington	W	17-10	53,525
Sept. 19	Dallas	L	10-17	73,025
Sept. 26	At Detroit	L	20-26	57,180
Oct. 3	Open Date			
Oct. 10	New England	L	21-23	36,115
Oct. 17	Washington	W	36-6	48,143
Oct. 24	At San Francisco	L	14-28	62,020
Oct. 31	New Orleans	L	17-20	36,778
Nov. 7	Philadelphia	W	16-3	41,634
Nov. 14	At Dallas	L	15-20	64,224
Nov. 21	Open Date			
Nov. 28	At N.Y. Giants	L	17-19	59,979
Dec. 5	L.A. Rams	W	38-10	33,964
Dec. 12	Detroit	L	14-21	39,393
Dec. 19	At Seattle (OT)	W	30-27	45,737
Dec. 26	N.Y. Giants	W	17-6	53,414
Jan. 2	At Atlanta	W	27-10	44,360
Home: 4-4 (362,466), Away: 3-5 (446,856), 326-269				

**Usual Starting Lineup**

Offense		Defense	
WR	Gary Clark	LE	Michael Bankston
	Randal Hill		Freddie Joe Nunn
LT	Luis Sharpe	LT	Eric Swann
LG	Mark May	RT	Keith Rucker
	Joe Wolf	RE	Reuben Davis
C	Ed Cunningham		Freddie Joe Nunn
RG	Lance Smith	ILB	Eric Hill
RT	Rick Cunningham	ILB	Tyronne Stowe
TE	Walter Reeves		Ken Harvey
WR	Ricky Proehl	LCB	Aeneas Williams
QB	Steve Beuerlein	RCB	Robert Massey
H-B	Larry Centers	S	Dave Duerson
	Butch Rolle		Lorenzo Lynch
RB	Ronald Moore	SS	John Booty
	Garrison Hearst	FS	Chuck Cecil
K	Greg Davis		Lorenzo Lynch
		P	Rich Camarillo

**Team Statistics**

	Cards	Opp.
Total First Downs	295	278
Rushing	107	106
Passing	173	158
Penalty	15	14
Total Net Yards	5,213	5,167
Avg. Per Game	325.8	322.9
Total Plays	1,007	962
Avg. Per Play	5.2	5.4
Net Yards Rushing	1,809	1,861
Avg. Per Game	113.1	116.3
Total Rushes	452	433
Net Yards Passing	3,404	3,306
Avg. Per Game	212.8	206.6
Sacked/Yards Lost	33/231	34/205
Gross Yards	3,635	3,511
Att./Comp./Pct.	522/310/59.4	495/281/56.8
Had Intercepted	20	9
Punts/Average	73/43.7	78/42.7
Penalties/Yards	77/644	95/730
Fumbles/Lost	23/11	27/17
Touchdowns	37	27
Rushing	12	13
Passing	21	14
Returns	4	0

**Notes**

A 5-3 record and three consecutive victories to finish season 7-9 are not enough to save Head Coach **Joe Bugel's** job ... rushing offense improves from 26th (1992) to sixth overall and scoring jumps from 24th to fourth ... defensively, six opponents held to 10 points or less, a Cardinal first since 1936 ... first-round draft pick **Garrison Hearst** suffers season-ending knee injury in sixth game ... Pittsburg (Kan.) State rookie running back **Ronald Moore** rushes for 1,018 yards and leads all NFL rookies with nine touchdowns. ... Moore becomes only fifth rookie in NFL history to tally four rushing touchdowns in one game (vs. L.A. Rams, Dec. 5) ... franchise-record crowd of 73,025 sees Cards lose 17-10 to Dallas on Sept. 19 ... Cards snap 14-game losing streak at R.F.K. Stadium with a 17-10 victory on Sept. 12, their first success at Washington since 1978.

## 1994 (8-8)

### Head Coach Buddy Ryan

Sept. 4	At L.A. Rams	L	12-14	32,969
Sept. 11	N.Y. Giants	L	17-20	60,066
Sept. 18	At Cleveland	L	0-32	62,818
Sept. 25	Open Date			
Oct. 2	Minnesota	W	17-7	67,950
Oct. 9	At Dallas	L	3-38	64,518
Oct. 16	At Washington (OT)	W	19-16	50,019
Oct. 23	Dallas	L	21-28	71,023
Oct. 30	Pittsburgh (OT)	W	20-17	65,690
Nov. 6	At Philadelphia	L	7-17	64,952
Nov. 13	At N.Y. Giants	W	10-9	71,719
Nov. 20	Philadelphia	W	12-6	62,779
Nov. 27	Chicago (OT)	L	16-19	65,922
Dec. 4	At Houston	W	30-12	39,821
Dec. 11	Washington	W	17-15	53,790
Dec. 18	Cincinnati	W	28-7	50,110
Dec. 24	At Atlanta	L	6-10	35,311
Home: 5-3 (497,330), Away: 3-5 (422,127)			235-267	

### Usual Starting Lineup

Offense	Defense
WR ..... Randal Hill	LE ..... Michael Bankston
LT ..... Luis Sharpe	LT ..... Eric Swann
..... Ben Coleman	RT ..... Bernard Wilson
LG ..... Ernest Dye	RE ..... Clyde Simmons
C ..... Ed Cunningham	LLB ..... Seth Joyner
RG ..... Ben Coleman	MLB ..... Eric Hill
..... Anthony Redmon	RLB ..... Wilber Marshall
RT ..... Rick Cunningham	LCB ..... Aeneas Williams
..... Joe Wolf	RCB ..... James Williams
TE ..... Derek Ware	SS ..... Lorenzo Lynch
WR ..... Ricky Proehl	FS ..... Terry Hoage
QB ..... Steve Beuerlein	P ..... Jeff Feagles
..... Jay Schroeder	
FB ..... Larry Centers	
RB ..... Ronald Moore	
K ..... Greg Davis	

### Team Statistics

	Cards	Opp.
Total First Downs	287	245
Rushing	90	71
Passing	163	144
Penalty	28	30
Total Net Yards	4,607	4,408
Avg. Per Game	287.9	275.5
Total Plays	1,052	909
Avg. Per Play	4.4	4.8
Net Yards Rushing	1,560	1,370
Avg. Per Game	97.5	85.6
Total Rushes	480	409
Net Yards Passing	3,047	3,038
Avg. Per Game	190.4	189.9
Sacked/Yards Lost	34/237	35/272
Gross Yards	3,284	3,310
Att./Comp./Pct.	538/287/53.3	465/234/50.3
Had Intercepted	19	23
Punts/Average	98/40.8	90/40.9
Penalties/Yards	128/1,090	108/600
Fumbles/Lost	25/10	28/13
Touchdowns	24	31
Rushing	12	7
Passing	11	19
Returns	1	5

### Notes

**Buddy Ryan** named head coach and general manager ... season-ticket sales nearly double to over 48,000 ... Sun Devil Stadium sells out three times and Cards establish franchise single-season attendance mark of 497,330, an average of 62,166 ... saddled with 0-3 start, Cards win five of last seven games to finish 8-8, their first non-losing record since 1984 ... defense ranks third in league—highest in 25 years—and Cards' 36 takeaways lead NFC ... offense leads league in time of possession but 23 touchdowns are fewest in NFL ... 10-game losing streak in Giants Stadium snapped with 10-9 win on Nov. 13 ... Viking Cris Carter sets opponent mark with 14 pass receptions Oct. 2 ... cornerback **Aeneas Williams** earns first Pro Bowl berth.

## 1995 (4-12)

### Head Coach Buddy Ryan

Sept. 3	At Washington	L	7-27	52,731
Sept. 10	Philadelphia	L	19-31	45,004
Sept. 17	At Detroit	W	20-17	58,727
Sept. 24	At Dallas	L	20-34	64,560
Oct. 1	Kansas City	L	3-24	50,211
Oct. 8	At N.Y. Giants (OT)	L	21-27	68,463
Oct. 15	Washington	W	24-20	42,370
Oct. 22	Open Date			
Oct. 29	Seattle (OT)	W	20-14	39,600
Nov. 5	At Denver	L	6-38	71,488
Nov. 12	Minnesota (OT)	L	24-30	51,342
Nov. 19	At Carolina	L	7-27	49,582
Nov. 26	Atlanta (OT)	W	40-37	35,147
Nov. 30	N.Y. Giants	L	6-10	44,246
Dec. 9	At San Diego	L	25-28	55,258
Dec. 17	At Philadelphia	L	20-21	62,076
Dec. 25	Dallas	L	13-37	72,394
Home: 3-5 (380,314), Away: 1-7 (482,885)			275-422	

### Usual Starting Lineup

Offense	Defense
WR ..... Rob Moore	LE ..... Michael Bankston
LT ..... Ernest Dye	LT ..... Eric Swann
..... Larry Tharpe	RT ..... Bernard Wilson
LG ..... Duval Love	RE ..... Clyde Simmons
C ..... Ed Cunningham	LLB ..... Seth Joyner
RG ..... Jamie Dukes	MLB ..... Eric Hill
RC ..... Anthony Redmon	RLB ..... Terry Irving
..... Bernard Dabney	..... Jamir Miller
RT ..... Larry Tharpe	LCB ..... Aeneas Williams
..... Rob Selby	RCB ..... Patrick Hunter
TE ..... Wendall Gaines	..... Tilo Paul
..... Oscar McBride	..... Lance Brown
WR ..... Frank Sanders	SS ..... Lorenzo Lynch
QB ..... Dave Krieg	FS ..... Brent Alexander
FB ..... Larry Centers	..... Terry Hoage
RB ..... Garrison Hearst	P ..... Jeff Feagles
K ..... Greg Davis	

### Team Statistics

	Cards	Opp.
Total First Downs	285	310
Rushing	65	105
Passing	184	180
Penalty	36	25
Total Net Yards	4,866	5,704
Avg. Per Game	304.1	356.5
Total Plays	1,002	995
Avg. Per Play	4.9	5.7
Net Yards Rushing	1,363	2,249
Avg. Per Game	85.2	140.6
Total Rushes	387	503
Net Yards Passing	3,503	3,455
Avg. Per Game	218.9	215.9
Sacked/Yards Lost	55/390	31/200
Gross Yards	3,893	3,655
Att./Comp./Pct.	560/327/58.4	461/264/57.3
Had Intercepted	24	19
Punts/Average	72/43.8	62/43.5
Penalties/Yards	119/835	117/860
Fumbles/Lost	41/19	39/23
Touchdowns	26	53
Rushing	3	14
Passing	17	33
Returns	6	6

### Notes

Cards lose seven of final eight games to drop to 4-12, costing Head Coach **Buddy Ryan** his job ... defense ranks last against the run and in scoring defense despite league highs of 42 takeaways and 23 fumble recoveries ... Arizona's offense leads NFL with 43 turnovers (24 interceptions, 19 lost fumbles) ... low light of season at expansion Carolina on Nov. 19 as Cards gain just 96 total yards, their lowest amount in 40 years ... fullback **Larry Centers** earns first Pro Bowl honor as first running back in league history to eclipse 100-pass reception plateau with 101 catches, a franchise record ... **Garrison Hearst** owns dubious distinction of becoming first running back in NFL history to score only one rushing touchdown during a 1,000-yard (1,070) season.

(All-Time Results continued on page 286)

## 1996 (7-9)

## Head Coach Vince Tobin

Sept. 1	At Indianapolis	L	13-20	48,133
Sept. 8	Miami	L	10-38	55,444
Sept. 15	At New England	L	0-31	59,116
Sept. 22	At New Orleans	W	28-14	34,316
Sept. 29	St. Louis (OT)	W	31-28	33,116
Oct. 6	Open Date			
Oct. 13	At Dallas	L	3-17	64,096
Oct. 20	Tampa Bay	W	13-9	27,738
Oct. 27	New York Jets	L	21-31	28,088
Nov. 3	At New York Giants	L	8-16	68,262
Nov. 10	At Washington (OT)	W	37-34	51,929
Nov. 17	New York Giants	W	31-23	34,924
Nov. 24	Philadelphia	W	36-30	36,175
Dec. 1	At Minnesota	L	17-41	45,767
Dec. 8	Dallas	L	6-10	70,763
Dec. 15	Washington	W	27-26	34,260
Dec. 22	At Philadelphia	L	19-29	63,658
Home: 5-3 (320,508). Away: 2-6 (435,279).			300-397	

## Usual Starting Lineup

Offense		Defense	
WR	Rob Moore	LE	Michael Bankston
LT	Lomas Brown	LT	Eric Swann
LG	Duval Loye	RT	Bernard Wilson
	Rob Selby	RE	Simone Rice
C	Mike Devlin	LLB	Seth Joyner
	Aaron Graham	MLB	Eric Hill
RG	Anthony Redmon	RLB	Jamir Miller
RT	Joe Wolf	LCB	Aeneas Williams
TE	Pat Carter	RCB	Ronnie Bradford
WR	Frank Sanders	SS	Matt Darby
QB	Boomer Esiason	FS	Brent Alexander
	Kent Graham		
FB	Larry Centers		
RB	Leeland McElroy		
	LeShon Johnson		

## Team Statistics

Total First Downs	308	Opp.	336
Rushing	70		120
Passing	214		192
Penalty	24		24
Total Net Yards	5,190		5,361
Average Per Game	324.4		335.1
Total Plays	1,050		1,062
Average Per Play	4.9		5.0
Net Yards Rushing	1,502		1,862
Average Per Game	93.9		116.4
Total Rushes	401		514
Net Yards Passing	3,688		3,499
Average Per Game	230.5		218.7
Sacked/Yards Lost	36/229		28/185
Gross Yards	3,917		3,684
Att. Comp./Pct.	613/336/54.8		520/311/59.8
Had Intercepted	21		11
Punts/Average	77/43.2		69/43.8
Penalties/Yards	108/873		104/841
Fumbles/Ball Lost	29/14		24/14
Touchdowns	33		44
Rushing	8		18
Passing	23		21
Returns	2		5

## Notes

Improvement from 4-12 to 7-9 record, underscored by an offense that jumps from 24th to 12th and a defense from 26th to 21st, highlight **Vince Tobin's** first season as head coach ... running back **LeShon Johnson** bursts for runs of 56 and 70 yards on Sept. 22 at New Orleans—believed to be the longest touchdown runs on consecutive carries in NFL history—en route to franchise single-game rushing mark of 214 yards ... quarterback **Boomer Esiason** passes for 522 yards (third most in league history) in 37-34 overtime win at R.F.K. Stadium against Redskins on Nov. 10 ... 0-8 N.Y. Jets secure the only victory of their 1-15 season with 31-21 win over Arizona on Oct. 27 ... first-round draft pick Illinois defensive end **Simone Rice** sets Cardinal mark and equals then league rookie record with 12.5 quarterback sacks.

## 1997 (4-12)

## Head Coach Vince Tobin

Aug. 31	At Cincinnati	L	21-24	53,644
Sept. 7	Dallas (OT)	W	25-22	70,060
Sept. 14	At Washington (OT)	L	13-19	78,270
Sept. 21	Open Date			
Sept. 28	At Tampa Bay	L	18-19	53,804
Oct. 5	Minnesota	L	19-20	43,987
Oct. 12	New York Giants	L	13-27	36,943
Oct. 19	At Philadelphia (OT)	L	10-13	66,860
Oct. 26	Tennessee	L	14-41	42,333
Nov. 2	Philadelphia	W	31-21	35,850
Nov. 9	At Dallas	L	6-24	64,302
Nov. 16	At New York Giants	L	10-19	68,316
Nov. 23	At Baltimore	W	16-13	53,976
Nov. 30	Pittsburgh (OT)	L	20-26	64,322
Dec. 7	Washington	L	28-38	35,488
Dec. 14	At New Orleans	L	10-27	45,517
Dec. 21	Atlanta	W	29-26	25,273
Home: 3-5 (354,616). Away: 1-7 (484,689).			283-379	

## Usual Starting Lineup

Offense		Defense	
WR	Rob Moore	LE	Michael Bankston
LT	Lomas Brown	LT	Eric Swann
LG	Rob Selby	RT	Bernard Wilson
	Matt Joyce	RE	Simone Rice
C	Mike Devlin	LLB	Jamir Miller
RG	Anthony Redmon	MLB	Eric Hill
RT	James Dexter	RLB	Ronald McKinnon
	Joe Wolf		Terry Irving
TE	Johnny McWilliams	LCB	Aeneas Williams
	Pat Carter	RCB	Tom Knight
WR	Frank Sanders	SS	Matt Darby
QB	Jake Plummer		Tommy Barnett
	Kent Graham		Brent Alexander
FB	Larry Centers		
RB	Leeland McElroy		

## Team Statistics

Total First Downs	Cards	Opp.	298
Rushing	79		112
Passing	186		167
Penalty	30		19
Total Net Yards	4,713		5,426
Average Per Game	294.6		339.1
Total Plays	1,075		1,049
Average Per Play	4.4		5.2
Net Yards Rushing	1,255		2,180
Average Per Game	76.4		136.3
Total Rushes	395		524
Net Yards Passing	3,458		3,246
Average Per Game	216.1		202.9
Sacked/Yards Lost	78/495		34/215
Gross Yards	3,953		3,461
Att. Comp./Pct.	602/317/52.7		491/279/56.8
Had Intercepted	22		15
Punts/Average	92/43.8		94/43.9
Penalties/Yards	93/775		113/981
Fumbles/Ball Lost	27/20		16/5
Touchdowns	32		42
Rushing	9		13
Passing	19		23
Returns	4		6

## Notes

Cards go 3-6 in nine games; decided in the final minute or overtime (four), including the first five outings and six of the first seven assignments ... quarterback **Jake Plummer**, with starts in final nine games, sets team rookie passing records by completing 157 of 296 passes (53 percent) for 2,203 yards and 15 touchdowns ... he also sets NFL rookie passing mark on Nov. 15 at the N.Y. Giants with 386 yards ... **Rob Moore** sets club single-season record with NFL-leading 1,555 receiving yards ... Moore (97 receptions) and **Frank Sanders** (75 receptions, 1,017 yards) become the first pair of Cardinal wide receivers to both crack the 1,000-yard barrier in the same season ... defensive tackle **Mark Smith** leads NFL rookie interior linemen with six sacks ... 66-yard interception return for a touchdown by tackle **Bernard Wilson** on Nov. 2 vs. Eagles is the longest in team history by a defensive lineman ... Cards' improbable 25-22 overtime win against Dallas on Sept. 7 snaps Cowboys' 13-game series winning streak ... cornerback **Aeneas Williams** returns two interceptions for touchdowns to push career total to club-record six.

## 1998 (9-7)

### Head Coach Vince Tobin

Sept. 6	At Dallas	L	10-38	63,802
Sept. 13	At Seattle	L	14-33	57,878
Sept. 20	Philadelphia	W	17-3	36,717
Sept. 27	At St. Louis	W	20-17	55,832
Oct. 4	Oakland	L	20-23	52,178
Oct. 11	Chicago	W	20-7	47,860
Oct. 18	At N.Y. Giants	L	7-34	70,456
Nov. 1	At Detroit	W	17-15	66,087
Nov. 8	Washington	W	29-27	43,159
Nov. 15	Dallas	L	28-35	69,923
Nov. 22	At Washington	W	45-42	66,435
Nov. 29	At Kansas City	L	24-34	69,513
Dec. 6	N.Y. Giants	L	19-23	46,128
Dec. 13	At Philadelphia (OT)	W	20-17	62,176
Dec. 20	New Orleans	W	19-17	51,617
Dec. 27	San Diego	W	16-13	71,670
Home: 5-3 (419,252); Away: 4-4 (511,879)			325-378	

### NFC Wild Card Playoff

Jan. 2	At Dallas	W	20-7	62,969
--------	-----------	---	------	--------

### NFC Divisional Playoff

Jan. 10	At Minnesota	L	21-41	63,760
			41-48	

## Usual Starting Lineup

### Offense

WR	Rob Moore
LT	Lontas Brown
LG	Chris Dishman
C	Aaron Graham
RG	Lester Holmes
RT	James Dexter
TE	Johnny McWilliams
WR	Frank Sanders
QB	Jake Plummer
FB	Larry Centers
RB	Adrian Murrell

### Defense

LE	Andre Wadsworth
LT	Eric Swann, Rashod Swinger
RT	Mark Smith
RE	Simeon Rice
LLB	Jamir Miller
MLB	Ronald McKinnon
RLB	Tony McCombs
LCB	Aeneas Williams
RCB	Corey Chavous
	Tom Knight, J.B. Brown
SS	Tommy Bennett
FS	Kwamie Lassiter, Pat Tillman

## Team Statistics

	Cards	Opp.
<b>Total First Downs</b>	<b>315</b>	<b>321</b>
Rushing	98	117
Passing	179	177
Penalty	38	27
<b>Total Net Yards</b>	<b>5,109</b>	<b>5,265</b>
Average Per Game	319.3	329.1
Total Plays	1,052	1,049
Average Per Play	4.9	5.0
<b>Net Yards Rushing</b>	<b>1,627</b>	<b>1,989</b>
Average Per Game	101.7	124.3
Total Rushes	450	492
<b>Net Yards Passing</b>	<b>3,482</b>	<b>3,276</b>
Average Per Game	217.6	204.8
Sacked/Yards Lost	50/286	39/250
Gross Yards	3,768	3,526
Att./Comp. Pct.	552/326/59.1	518/299/57.7
Had Intercepted	20	20
<b>Punts/Average</b>	<b>82/41.2</b>	<b>75/43.9</b>
<b>Penalties/Yards</b>	<b>68/758</b>	<b>114/954</b>
<b>Fumbles/Ball Lost</b>	<b>30/16</b>	<b>31/19</b>
<b>Touchdowns</b>	<b>36</b>	<b>44</b>
Rushing	18	18
Passing	17	21
Returns	1	5

## Notes

First postseason appearance since 1982, ending the NFL's longest playoff drought at 15 years... first postseason berth in a non-strike season since 1975, first postseason victory since 1947, and first winning season and first 10-win campaign since 1984... eight NFC victories most since 1976... NFL record seven victories by three points or less, winning four on game-ending field goals... seven of nine victories by 18 combined points earns "Wild Cards" nickname... 45-point outburst at Washington Nov. 22 the Cards' best scoring output in 21 years... seven of nine victories are quarterback **Jake Plummer** led comebacks... Plummer's three rushing touchdowns at Washington Nov. 22 the most by an NFL quarterback since the Saints' Archie Manning in 1977... running back **Adrian Murrell** becomes the sixth player in NFL history to rush for over 1,000 yards for different teams in consecutive seasons... **Frank Sanders** leads the NFC (NFL runner-up) with 89 receptions... fullback **Larry Centers** becomes the Cardinals' career receiving leader... eight defensive takeaways Oct. 11 vs. Chicago tie Seattle for NFL season best... final three games provide the largest viewing audiences in the history of three Phoenix television stations—the CBS, ABC, and FOX affiliates, respectively.

## 1999 (6-10)

### Head Coach Vince Tobin

Sept. 12	At Philadelphia	W	25-24	64,113
Sept. 19	At Miami	L	16-19	73,618
Sept. 27	San Francisco	L	10-24	70,993
Oct. 3	At Dallas	L	7-35	64,169
Oct. 10	N.Y. Giants	W	14-3	43,968
Oct. 17	Washington	L	10-24	51,789
Oct. 24	Open Date			
Oct. 31	New England	L	3-27	47,030
Nov. 7	At N.Y. Jets	L	7-12	77,857
Nov. 14	Detroit	W	23-19	41,924
Nov. 21	Dallas	W	13-9	64,773
Nov. 28	At N.Y. Giants	W	34-24	77,809
Dec. 5	Philadelphia	W	21-17	41,187
Dec. 12	At Washington	L	3-28	75,851
Dec. 19	Buffalo	L	21-31	59,509
Dec. 26	At Atlanta	L	14-37	47,074
Jan. 2	At Green Bay	L	24-49	59,818
Home: 4-4 (421,173); Away: 2-6 (540,309)			275-422	

## Usual Starting Lineup

### Offense

WR	Rob Moore
LT	Matt Joyce, L.J. Shelton
LG	Chris Dishman, Matt Joyce
C	Aaron Graham
RG	Lester Holmes
RT	Anthony Clement
TE	Terry Hardy
WR	Frank Sanders
QB	Jake Plummer
FB	Joel Makovicka
RB	Adrian Murrell

### Defense

LE	Andre Wadsworth, Brad Ottis
LT	Rashod Swinger
RT	Jerry Drake
RE	Simeon Rice
LLB	Rob Fredrickson
MLB	Ronald McKinnon
RLB	Zack Waltz
LCB	Aeneas Williams
RCB	Tom Knight
SS	Tommy Bennett
FS	Kwamie Lassiter

## Team Statistics

	Cards	Opp.
<b>Total First Downs</b>	<b>254</b>	<b>301</b>
Rushing	77	128
Passing	150	157
Penalty	27	16
<b>Total Net Yards</b>	<b>4,010</b>	<b>5,422</b>
Average Per Game	250.6	338.9
Total Plays	999	1,068
Average Per Play	4.0	5.1
<b>Net Yards Rushing</b>	<b>1,207</b>	<b>2,265</b>
Average Per Game	75.4	141.6
Total Rushes	366	542
<b>Net Yards Passing</b>	<b>2,803</b>	<b>3,157</b>
Average Per Game	175.2	197.3
Sacked/Yards Lost	45/282	33/229
Gross Yards	3,085	3,366
Att./Comp. Pct.	558/287/51.4	493/294/59.6
Had Intercepted	30	17
<b>Punts/Average</b>	<b>94/42.0</b>	<b>69/42.4</b>
<b>Penalties/Yards</b>	<b>70/481</b>	<b>112/938</b>
<b>Fumbles/Ball Lost</b>	<b>31/10</b>	<b>28/10</b>
<b>Touchdowns</b>	<b>27</b>	<b>48</b>
Rushing	13	17
Passing	11	25
Returns	3	6

## Notes

Running back **Mario Bates** records nine rushing touchdowns, a Cardinal best since 1993... cornerback **Aeneas Williams** posts sixth consecutive Pro Bowl berth... kicker **Chris Jacke's** 31-yard game-winning field goal in season opener at Philadelphia makes him the first kicker in NFL history to win four consecutive regular-season games with walk-off three-pointers... **Mac Cody** leads the NFC with an 11.7-yard punt-return average... long-snapper **Trey Junkin** raises his career games played total to 249 to rank 15th on the NFL all-time list... quarterback **Jake Plummer** posts his 10th and 11th career "comeback" victories against Philadelphia... wide receiver **Frank Sanders' 13** receptions in finale at Green Bay the most by a Card since wide receiver **Sonny Randle's** franchise single-game record of 16 in 1962... wide receiver **Rob Moore** betters the 600-reception and 9,000-receiving-yard barriers for his career... running back **Michael Pittman** logs Arizona's only 100-yard rushing outing with 133 yards against Detroit in his first career start to rank 10th in the 1990s among NFL players making their first NFL starts... middle linebacker **Ronald McKinnon** becomes first Cardinal to crack the 200-tackle plateau with 223 total stops... **Rob Fredrickson** sets franchise modern-day record with 22 total tackles (13 solos) vs. N.Y. Jets and becomes the first Card linebacker to return an interception for a touchdown since 1997.

(All-Time Results continued on page 288)

### 2000 (3-13)

#### Head Coach Vince Tobin (7 games)

##### Dave McGinnis (9 games)

Sept. 3	At N.Y. Giants	L	16-21	77,434
Sept. 10	Dallas	W	32-31	58,303
Sept. 17	Open Date			
Sept. 24	Green Bay	L	3-29	69,568
Oct. 1	At San Francisco	L	20-27	66,985
Oct. 8	Cleveland	W	29-21	39,148
Oct. 15	Philadelphia	L	14-33	36,590
Oct. 22	At Dallas	L	7-48	62,981
Oct. 29	New Orleans	L	10-21	35,016
Nov. 5	Washington	W	16-15	44,723
Nov. 12	At Minnesota	L	14-31	64,223
Nov. 19	At Philadelphia	L	9-34	65,356
Nov. 26	N.Y. Giants	L	7-31	38,909
Dec. 3	At Cincinnati	L	13-24	50,289
Dec. 10	At Jacksonville	L	10-44	53,472
Dec. 17	Baltimore	L	7-13	37,452
Dec. 24	At Washington	L	3-20	65,711
Home: 3-5 (359,709); Away: 0-8 (506,451)			210-443	

#### Usual Starting Lineup

<b>Offense</b>		<b>Defense</b>	
WR	David Boston	LE	Brad Ottis
LT	L.J. Shelton		Andre Wadsworth
LG	Matt Joyce	LT	Russell Davis
C	Chris Dishman		Tony McCoy
	Mike Gruttadauria	RT	Mark Smith
RG	Lester Holmes		Mao Tosi
RT	Anthony Clement	RE	Simon Rice
TE	Terry Hardy	LLB	Ray Thompson
WR	Frank Sanders	MLB	Ronald McKinnon
QB	Jake Plummer	RLB	Rob Fredrickson
FB	Joel Makovicka	LCB	Aeneas Williams
RB	Michael Pittman	RCB	Tom Knight
	Thomas Jones	SS	Pat Tillman
		FS	Kwamie Lassiter

#### Team Statistics

	Cards	Opp.
Total First Downs	253	345
Rushing	71	149
Passing	156	175
Penalty	26	21
Total Net Yards	4,528	5,737
Average Per Game	283.0	358.6
Total Plays	932	1,062
Average Per Play	4.9	5.4
Net Yards Rushing	1,278	2,609
Average Per Game	79.9	163.1
Total Rushes	343	579
Net Yards Passing	3,250	3,128
Average Per Game	203.1	195.5
Sacked/Yards Lost	35/228	25/135
Gross Yards	3,478	3,263
Att./Comp./Pct.	554/316/57.0	458/295/64.4
Had Intercepted	24	10
Punts/Average	65/44.2	59/41.1
Penalties/Yards	96/785	96/914
Fumbles/Ball Lost	32/20	17/10
Touchdowns	24	52
Rushing	6	29
Passing	16	19
Returns	2	4

#### Notes

Defensive coordinator Dave McGinnis replaces head coach Vince Tobin on an interim basis after seven games ... McGinnis is named permanent head coach Dec. 18 ... Maricopa Co. voters approve a new multi-purpose stadium on Election Day, Nov. 7 ... 109 starting games lost by injuries to 17 players ... fewest victories and lowest winning percentage since 1959 ... cornerback Aeneas Williams appears in his 160th consecutive game to end season, the longest streak by a position player in franchise history ... he also equals a 104-yard fumble return for a touchdown Nov. 5 vs. Washington to equal the NFL record ... safety Pat Tillman (224) and middle linebacker Ronald McKinnon (208) become the first pair of Cards to crack 200 single-season total tackles ... McKinnon also becomes the first Card to register 200-plus total tackles in consecutive seasons ... MarJay Jenkins sets NFL single-season records with 82 kickoff returns for 2,166 yards ... Jenkins posts Cards' first kickoff return for a touchdown in 21 years Nov. 12 at Minnesota ... quarterback Jake Plummer becomes the fastest Cardinal to 10,000 career passing yards in his 47th NFL game Nov. 5 vs. Washington.

### 2001 (7-9)

#### Head Coach Dave McGinnis

Sept. 9	Open Date			
Sept. 16	At Washington (Postponed to 1/6/02, national tragedy)			
Sept. 23	Denver Broncos	L	17-38	47,239
Sept. 30	Atlanta Falcons	L	14-34	23,790
Oct. 7	At Philadelphia Eagles	W	21-20	66,360
Oct. 14	At Chicago Bears	L	13-20	66,944
Oct. 21	Kansas City Chiefs	W	24-16	29,983
Oct. 28	At Dallas Cowboys	L	3-17	63,114
Nov. 4	Philadelphia Eagles	L	7-21	27,290
Nov. 11	New York Giants	L	10-17	33,107
Nov. 18	Detroit Lions	W	45-38	24,363
Nov. 25	At San Diego Chargers	W	20-17	49,398
Dec. 2	At Oakland Raiders (OT)	W	34-31 OT	46,601
Dec. 9	Washington Redskins	L	10-20	36,642
Dec. 15	At New York Giants	L	13-17	77,913
Dec. 23	Dallas Cowboys	W	17-10	40,881
Dec. 30	At Carolina Panthers	W	30-7	72,025
Jan. 6, 2002	At Washington Redskins	L	17-20	61,721
Home: 3-5 (263,295); Away: 4-4 (504,076)			295-343	

#### Usual Starting Lineup

<b>Offense</b>		<b>Defense</b>	
WR	David Boston	LE	Fred Wakefield
LT	L.J. Shelton		Jabari Issa
LG	Pete Kendall	LT	Russell Davis
	Chris Dishman	RT	Barron Tanner
C	Mike Gruttadauria		Thomas Burke
RG	Leonard Davis		Kyle Vander Bosch
RT	Anthony Clement	RE	Ray Thompson
TE	Steve Bush	LLB	Ronald McKinnon
	Terry Hardy	RLB	Rob Fredrickson
	Tywan Mitchell	LCB	David Barrett
WR	Frank Sanders		Tom Knight
QB	Jake Plummer	RCB	Corey Chavous
FB	Joel Makovicka	SS	Pat Tillman
RB	Michael Pittman		Justin Lucas
		FS	Kwamie Lassiter

#### Team Statistics

	Cards	Opp.
Total First Downs	277	319
Rushing	77	124
Passing	177	179
Penalty	23	16
Total Net Yards	4,898	5,685
Average Per Game	306.1	355.3
Total Plays	955	1,071
Average Per Play	5.1	5.3
Net Yards Rushing	1,449	2,087
Average Per Game	90.6	130.4
Total Rushes	400	496
Net Yards Passing	3,449	3,598
Average Per Game	215.6	224.9
Sacked/Yards Lost	29/204	19/128
Gross Yards	3,653	3,726
Att./Comp./Pct.	528/304/57.8	556/337/60.6
Had Intercepted	14	17
Punts/Average	87/41.0	75/43.3
Penalties/Yards	72/620	110/980
Fumbles/Ball Lost	26/13	27/27
Touchdowns	33	39
Rushing	10	10
Passing	18	26
Returns	5	3

#### Notes

Dave McGinnis fields NFL's youngest team and its largest offensive line in first season as head coach ... national tragedy Sept. 11 delays season opening ... 17 points separate Arizona from B-J second half ... 3-1 vs. AFC equals franchise best ... 45 points Nov. 18 vs. Detroit a 332-game high (1977) ... 29 quarterback sacks allowed the franchise's second fewest in 16-game season (1978) ... wide receiver David Boston leads NFL and sets Arizona single-season records with 1,598 receiving yards and nine 100-yard games and becomes second youngest NFL player to eclipse 1,500 receiving yards ... quarterback Jake Plummer posts 13th, 14th, 15th, and 16th career comebacks ... Plummer and Giant Kerry Collins are the NFL's only signal-callers to take every snap ... wide receiver Frank Sanders makes 100th NFL start ... 14 different starting combinations on defense ... 343 opponent points fewest allowed since 1994 (267) ... Cards' defense scores five touchdowns for fifth time since 1960 (1995, '87, '64, '61) ... middle linebacker Ronald McKinnon becomes first Card in 178 games to record defensive touchdowns in consecutive contests ... Kwamie Lassiter's nine interceptions lead NFL safeties ... rookie kicker Bill Gramatica sets team rookie records with 14 field goals and 50-yard three-pointer.

# Preseason Results

## 1946 (2-0)

Sept. 8	At Newark Bears	W	48-6	10,800
Sept. 13	Greensboro Generals	W	<u>47-0</u>	5,000
Home: 1-0 (5,000). Away: 1-0 (10,800). 95-6				

## 1947 (3-0)

Sept. 5	Philadelphia (At Buffalo, N.Y.)	W	38-21	16,282
Sept. 10	N.Y. Giants	W	52-21	39,850
Sept. 19	Boston Yanks (At Dallas, Tex.)	W	<u>7-3</u> 97-45	16,000
Home: 1-0 (39,850). Away: (32,282).				

## 1948 (4-0)

Aug. 20	College All-Stars (At Chicago-Soldier Field)	W	28-0	101,220
Sept. 6	Washington (At Denver, Colo.)	W	46-20	17,782
Sept. 10	At Philadelphia	W	23-9	65,000
Sept. 19	Pittsburgh (At Chicago-Wrigley Field)	W	<u>35-14</u> 132-43	16,834
Home: 2-0 (118,054). Away: 2-0 (82,782).				

## 1949 (4-1)

Aug. 29	Philadelphia	L	14-51	36,236
Sept. 2	N.Y. Bulldogs (At Allentown, Pa.)	W	24-21	8,316
Sept. 10	Washington (At Birmingham, Ala.)	W	24-10	25,000
Sept. 14	At Pittsburgh	W	30-7	17,983
Sept. 18	Wilkes-Barre Barons (At Pittston, Pa.)	W	<u>49-6</u> 141-95	3,519
Home: 0-1 (36,236). Away: 4-0 (54,818).				

## 1950 (1-5)

Aug. 16	At Green Bay	L	14-17	20,136
Aug. 19	N.Y. Yanks (At Des Moines, Ia.)	L	10-23	12,000
Aug. 23	At L.A. Rams	L	31-34	16,919
Aug. 26	Washington (At Denver, Colo.)	L	7-31	17,302
Sept. 1	San Francisco	W	28-21	29,207
Sept. 9	Detroit (Birmingham, Ala.)	L	<u>16-24</u> 106-150	15,000
Home: 1-0 (29,207). Away: 0-5 (37,055).				

## 1951 (2-3)

Aug. 25	At Green Bay	L	14-17	16,168
Aug. 31	N.Y. Yanks	W	28-7	20,165
Sept. 8	L.A. Rams (At Salt Lake City, Utah)	W	36-21	18,000
Sept. 15	Detroit (At San Antonio, Tex.)	L	7-21	19,510
Sept. 23	San Francisco (At Omaha, Neb.)	L	<u>17-37</u> 102-103	10,000
Home: 1-0 (20,165). Away: 1-3 (44,168).				

## 1952 (3-3)

Aug. 18	Detroit (At Amarillo, Tex.)	L	13-28	10,500
Aug. 24	At San Francisco	L	14-38	34,109
Aug. 30	L.A. Rams (At Portland, Ore.)	L	14-24	30,000
Sept. 7	Green Bay	W	38-7	15,497
Sept. 13	Camp Polk (At Camp Polk, La.)	W	66-7	6,000
Sept. 20	Dallas Texans (At Houston, Tex.)	W	<u>10-0</u> 155-104	12,500
Home: 1-0 (15,497). Away: 2-3.				

## 1953 (2-2-1)

Aug. 22	Baltimore Colts (At Lubbock, Tex.)	L	7-10	3,000
Aug. 29	Green Bay (At Spokane, Wash.)	W	13-7	17,000
Sept. 7	L.A. Rams (At Portland, Ore.)	W	23-10	26,210
Sept. 13	At San Francisco	T	14-14	22,736
Sept. 20	At Chicago Bears	L	<u>13-14</u> 70-55	25,840
Home: 0-0. Away: 2-2-1 (91,766).				

## 1954 (2-5)

Aug. 14	Green Bay (At Minneapolis, Minn.)	W	27-10	21,000
Aug. 18	Chicago Bears (At Chattanooga, Tenn.)	W	19-0	12,000
Aug. 21	N.Y. Giants (At Spokane, Wash.)	L	0-30	10,000
Aug. 29	At San Francisco	L	7-42	24,559
Sept. 4	L.A. Rams (At Portland, Ore.)	L	17-51	19,295
Sept. 11	Philadelphia (At St. Louis, Mo.)	L	0-30	10,000
Sept. 15	Baltimore Colts	L	<u>2-20</u> 72-153	18,581
Home: 0-1 (incomplete). Away: 2-4 (86,854).				

## 1955 (1-4)

Aug. 20	Chicago Bears (At Jacksonville, Fla.)	W	21-6	24,000
Aug. 28	Detroit	L	16-17	12,621
Sept. 4	At San Francisco	L	7-43	33,579
Sept. 10	Baltimore Colts	L	14-24	11,872
Sept. 17	At Green Bay (At Milwaukee, Wisc.)	L	<u>28-37</u> 87-126	18,000
Home: 0-1 (11,872). Away: 1-3 (88,200).				

## 1956 (1-5)

Aug. 18	Chicago Bears (At Jacksonville, Fla.)	L	7-31	22,000
Aug. 25	Detroit (At Mobile, Ala.)	W	20-17	20,000
Sept. 2	At San Francisco	L	13-14	28,758
Sept. 7	At L.A. Rams	L	21-69	35,855
Sept. 15	Green Bay (At St. Louis, Mo.)	L	20-21	31,454
Sept. 23	N.Y. Giants (At Memphis, Tenn.)	L	<u>7-42</u> 89-173	Unknown
Home: 0-0. Away: 1-5 (138,067).				

(Preseason Results continued on page 290)

(Preseason Results continued from page 289)

**1957 (1-5)**

Aug. 16	Green Bay	L	16-20	20,820
	(At Miami, Fla.)			
Aug. 24	Green Bay	L	14-17	20,000
	(At Austin, Tex.)			
Aug. 31	L.A. Rams	L	21-63	21,108
	(At Portland, Ore.)			
Sept. 7	San Francisco	L	21-27	28,000
	(At Seattle, Wash.)			
Sept. 15	Baltimore Colts	L	9-27	17,216
	(At Louisville, Ky.)			
Sept. 21	Baltimore Colts	W	<u>27-21</u>	21,182
	(At St. Louis, Mo.)		108-175	
Home: 0-0. Away: 1-5 (107,144)				

**1958 (2-3-1)**

Aug. 17	Chicago Bears	L	7-10	15,000
	(At Buffalo, N.Y.)			
Aug. 23	Baltimore Colts	T	31-31	14,000
	(At Austin, Tex.)			
Aug. 31	At San Francisco	L	31-55	23,997
Sept. 6	L.A. Rams	W	27-26	31,500
	(At Seattle, Wash.)			
Sept. 12	Pittsburgh	L	31-55	25,302
	(At St. Louis, Mo.)			
Sept. 21	Green Bay	W	<u>31-24</u>	18,520
	(At Minneapolis, Minn.)		158-201	
Home: 0-0. Away: (114,319)				

**1959 (4-3)**

Aug. 5	At Toronto Argonauts	W	56-27	27,152
Aug. 15	Detroit	L	19-21	40,000
	(At Norman, Okla.)			
Aug. 22	Pittsburgh	W	21-10	15,000
Aug. 29	At L.A. Rams	L	21-34	52,013
Sept. 5	San Francisco	W	27-24	23,000
	(At Seattle, Wash.)			
Sept. 11	Pittsburgh	L	13-21	30,055
	(At St. Louis, Mo.)			
Sept. 20	Baltimore Colts	W	<u>31-17</u>	16,671
	(At Louisville, Ky.)		182-147	
Home: 0-0. Away: 4-3 (173,836)				

**1960 (4-2)**

Aug. 13	Dallas	W	20-13	14,000
	(At San Antonio)			
Aug. 20	Detroit	L	21-24	8,036
	(At Toledo)			
Aug. 26	Baltimore	W	31-21	14,000
	(At Charleston, S.C.)			
Sept. 5	At Green Bay	L	14-35	20,668
Sept. 9	Philadelphia	W	35-14	23,666
Sept. 18	At San Francisco	W	<u>24-17</u>	13,021
			145-124	
Home: 1-0 (23,666). Away: 3-2 (69,725)				

**1961 (1-4)**

Aug. 2	At Toronto	W	36-7	24,376
	(Vs. CFL Argonauts)			
Aug. 18	Green Bay	L	10-31	31,056
Aug. 26	Pittsburgh	L	14-24	13,090
	(At Jacksonville, Fla.)			
Sept. 1	At Detroit	L	7-20	12,621
Sept. 8	Philadelphia	L	<u>0-27</u>	13,392
	(At Hershey, Pa.)		67-109	
Home: 0-1 (31,056). Away: 1-3 (76,535)				

**1962 (1-3-1)**

Aug. 11	N.Y. Giants	T	21-21	15,000
	(At Canton, O.)			
Aug. 18	Green Bay	L	14-21	21,622
	(At Jacksonville, Fla.)			
Aug. 25	At Minnesota	W	24-21	15,500
Sept. 1	Detroit	L	14-19	13,319
	(At Omaha, Neb.)			
Sept. 7	Detroit	L	<u>0-14</u>	32,439
	Home: 0-1 (32,439). Away: 1-2-1 (65,441)		73-116	

**1963 (2-2)**

Aug. 16	San Francisco	W	24-22	19,038
	(At Salt Lake City)			
Aug. 24	Detroit	L	17-22	14,400
	(At Omaha, Neb.)			
Aug. 31	At Chicago Bears	W	17-14	60,884
Sept. 6	Minnesota	L	<u>0-35</u>	30,642
	Home: 0-1 (30,842). Away: 2-1 (94,322)		58-93	

**1964 (3-2)**

Aug. 8	Green Bay	W	20-7	63,000
	(At New Orleans)			
Aug. 15	Minnesota	L	10-24	10,500
	(At Atlanta)			
Aug. 21	Baltimore	W	30-21	32,069
Aug. 28	At Chicago Bears	W	7-3	50,173
Sept. 5	Washington	L	<u>10-17</u>	20,642
	(At Norfolk, Va.)		77-72	
Home: 1-0 (32,069). Away: 2-2 (144,315)				

**1965 (1-3-1)**

Aug. 14	Baltimore	L	10-22	75,229
	(At New Orleans)			
Aug. 21	Washington	L	7-13	19,000
	(At Richmond, Va.)			
Aug. 27	San Francisco	T	17-17	29,831
Sept. 3	At Chicago Bears	W	25-3	52,648
Sept. 11	At Green Bay	L	<u>13-31</u>	50,858
	Home: 0-1-1 (105,060). Away: 1-2 (122,506)		72-86	

**1966 (2-3)**

Aug. 6	Atlanta	W	20-10	34,303
Aug. 11	At Detroit	W	28-14	24,011
Aug. 19	Baltimore	L	7-33	28,304
Aug. 27	At L.A. Rams	L	14-32	33,172
Sept. 2	At Chicago Bears	L	<u>20-22</u>	58,620
	Home: 1-1 (62,807). Away: 1-2 (115,803)		69-112	

**1967 (1-4)**

Aug. 12	New Orleans	L	14-23	28,500
	(At Shreveport, La.)			
Aug. 21	Baltimore	W	9-5	34,054
Aug. 26	Pittsburgh	L	13-24	10,376
	(At Nashville, Tenn.)			
Sept. 1	At Chicago Bears	L	14-42	41,079
Sept. 8	Detroit	L	<u>7-21</u>	18,083
	Home: 1-2 (52,137). Away: 0-2 (69,579)		57-115	

**1968 (3-2)**

Aug. 9	Pittsburgh	W	24-7	26,811
Aug. 17	At Kansas City	L	10-13	47,462
Aug. 25	N.Y. Giants	W	18-10	53,776
	(At New Haven, Conn.)			
Sept. 1	Minnesota	W	31-28	25,233
Sept. 6	At Chicago Bears	L	<u>17-19</u>	59,681
	Home: 2-0 (52,044). Away: 1-2 (160,919)		100-77	

## 1969 (4-2)

Aug. 9	N.Y. Jets	W	13-6	50,372
Aug. 16	Pittsburgh	W	27-13	13,615
	(At Norfolk, Va.)			
Aug. 23	Minnesota	L	13-41	34,416
	(At Memphis, Tenn.)			
Aug. 29	Kansas City	L	21-31	48,006
Sept. 7	At San Francisco	W	21-10	32,506
Sept. 21	At Chicago Bears	W	<u>37-31</u>	61,227
Home: 1-1 (98,378). Away: 3-1 (141,965).			132-132	

## 1970 (3-2)

Aug. 15	At Denver	L	16-26	36,327
Aug. 22	Cincinnati	W	41-20	15,864
Aug. 29	Chicago Bears	W	24-3	38,888
Sept. 5	San Diego	L	27-38	83,043
	(At Cleveland)			
Sept. 12	Kansas City	W	<u>34-24</u>	50,661
Home: 3-1 (188,456). Away: 0-1 (36,327).			142-111	

## 1971 (2-2-1)

Aug. 14	Houston	W	16-14	40,993
Aug. 21	At Washington	L	13-20	40,228
Aug. 28	At Cincinnati	L	21-22	55,493
Sept. 4	At Kansas City	T	17-17	36,743
Sept. 10	Cleveland	W	<u>27-13</u>	46,171
Home: 2-0 (87,164). Away: 0-2-1 (132,464).			94-86	

## 1972 (4-2)

Aug. 4	At Buffalo	W	27-10	38,338
Aug. 12	At Kansas City	L	14-24	78,190
Aug. 19	Denver	W	17-13	34,506
Aug. 24	At Houston	L	24-33	38,596
Sept. 2	At Green Bay	W	31-10	56,263
Sept. 9	Chicago Bears	W	<u>33-14</u>	48,112
Home: 2-0 (82,618). Away: 2-2 (211,387).			146-104	

## 1973 (2-3)

Aug. 11	At San Diego	W	17-13	40,447
Aug. 18	At Denver	L	17-38	39,088
Aug. 25	N.Y. Jets	W	13-10	41,040
Sept. 1	At Chicago Bears	L	20-31	55,701
Sept. 7	Kansas City	L	<u>7-16</u>	49,486
			74-108	
Home: 1-1 (90,526). Away: 1-2 (135,236).				

## 1974 (3-4)

July 27	Buffalo	W	17-13	17,286
	(At Canton, O.)			
Aug. 3	Chicago	W	10-0	12,877
	(At Champaign, Ill.)			
Aug. 10	Green Bay	L	0-13	43,000
	(At Milwaukee)			
Aug. 17	San Diego	W	48-14	5,383
	(At Seattle)			
Aug. 23	N.Y. Jets	L	7-20	39,643
Aug. 31	Minnesota	L	10-14	38,040
Sept. 6	At Kansas City	L	<u>16-31</u>	46,067
Home: 2-2 (113,229). Away: 0-2 (89,067).			21-99	

## 1975 (3-3)

Aug. 9	At Kansas City	W	10-3	40,081
Aug. 16	N.Y. Jets	L	13-14	41,265
Aug. 23	Chicago	L	13-14	19,127
	(At Champaign, Ill.)			
Aug. 30	San Diego	W	14-9	37,468
Sept. 6	At Minnesota	W	13-6	46,975
Sept. 14	At Denver	L	<u>17-21</u>	45,631
Home: 1-1 (78,733). Away: 2-2 (15,814).			80-67	

## 1976 (4-2)

July 31	N.Y. Jets	W	13-12	16,168
Aug. 7	Oakland	L	9-20	33,216
	(At Tempe, Ariz.)			
Aug. 16	San Diego	W	20-10	36,000
	(At Tokyo)			
Aug. 21	At Chicago Bears	W	20-14	55,755
Aug. 28	Denver	L	17-21	39,808
Sept. 3	Kansas City	W	<u>31-14</u>	42,997
Home: 2-1 (98,973). Away: 2-1 (126,971).			110-91	

## 1977 (1-5)

Aug. 6	Atlanta	L	0-3	24,667
Aug. 13	At Denver	L	7-15	44,001
Aug. 19	At Cleveland	L	10-19	31,308
Aug. 27	Cincinnati	L	9-33	44,876
Sept. 2	Chicago Bears	W	23-14	45,074
Sept. 10	At Kansas City	L	<u>20-37</u>	38,480
Home: 1-2 (114,617). Away: 0-3 (113,769).			69-121	

## 1978 (2-2)

Aug. 5	At Miami	L	7-28	46,557
Aug. 12	At Chicago Bears	W	26-14	52,732
Aug. 19	At Green Bay	L	17-23	50,423
Aug. 26	At Kansas City	W	<u>12-7</u>	40,884
Home: 0-0. Away: 2-2 (190,696).			61-72	

## 1979 (2-2)

Aug. 2	At Houston	L	7-9	46,252
Aug. 9	Atlanta	W	42-17	39,705
Aug. 18	At Kansas City	L	3-20	43,214
Aug. 25	Chicago Bears	W	<u>10-7</u>	43,541
Home: 2-0 (83,246). Away: 0-2 (89,466).			62-53	

## 1980 (2-2)

Aug. 9	At New Orleans	L	13-17	57,923
Aug. 16	At Tampa Bay	W	21-14	68,384
Aug. 23	Kansas City	L	10-20	41,687
Aug. 30	At Chicago Bears	W	<u>21-13</u>	56,866
Home: 0-1 (41,687). Away: 2-1 (183,173).			65-64	

## 1981 (3-1)

Aug. 8	At San Diego	W	12-10	49,234
Aug. 14	At Seattle	W	30-21	55,520
Aug. 22	At Kansas City	W	16-3	42,550
Aug. 29	Chicago Bears	L	<u>27-31</u>	48,793
Home: 0-1 (48,793). Away: 3-0 (147,304).			85-65	

## 1982 (1-3)

Aug. 13	At Seattle	L	0-14	55,525
Aug. 21	At San Francisco	L	13-16	51,931
Aug. 28	At Chicago Bears	W	10-3	62,078
Sept. 4	Kansas City	L	<u>6-10</u>	39,926
Home: 0-1 (39,926). Away: 1-2 (169,534).			29-43	

## 1983 (1-3)

Aug. 6	Minnesota	L	10-28	32,847
	(At London)			
Aug. 13	Chicago Bears (OT)	W	27-24	31,375
Aug. 20	At Kansas City	L	16-17	34,070
Aug. 27	Green Bay	L	<u>27-39</u>	33,041
Home: 1-1 (97,263). Away: 0-2 (34,070).			80-108	

## 1984 (3-1)

Aug. 4	At Chicago Bears	W	19-10	34,999
Aug. 10	Kansas City	W	14-10	30,223
Aug. 17	At Seattle	L	7-17	53,772
Aug. 24	Minnesota	W	<u>31-0</u>	31,210
Home: 2-0 (61,433). Away: 1-1 (88,171).			71-37	

(Preseason Results continued on page 292)

(Preseason Results continued from page 291)

**1985 (2-2)**

Aug. 9	Chicago Bears	W	10-3	36,305
Aug. 15	At L.A. Rams	L	7-39	40,518
Aug. 23	Pittsburgh	W	14-6	36,237
Aug. 31	At Kansas City	L	13-17	38,618
Home:	2-0 (72,542).	Away:	0-2 (79,136).	44-65

**1986 (2-3)**

Aug. 2	New England	L	16-21	22,739
	(At Canton, O.)			
Aug. 9	At Tampa Bay	W	26-10	31,550
Aug. 16	Kansas City	L	26-27	30,305
Aug. 23	At Chicago Bears	W	14-7	66,030
Aug. 29	At San Diego	L	17-24	44,744
Home:	0-2 (53,044).	Away:	(142,324).	99-89

**1987 (2-2)**

Aug. 15	At Cleveland	L	16-31	78,650
Aug. 22	Seattle	W	28-21	25,309
Aug. 31	At Chicago Bears	W	20-16	66,030
Sept. 6	Kansas City (OT)	L	10-13	62,353
	(At Memphis)		74-81	
Home:	2-0 (87,662).	Away:	0-2 (144,680).	

**1988 (1-3)**

Aug. 4	At Seattle	L	7-21	54,776
Aug. 12	New Orleans*	L	28-33	51,987
Aug. 21	Minnesota (OT)	L	16-19	46,249
Aug. 25	At Kansas City	W	41-21	36,883
			92-94	
Home:	0-2 (98,236).	Away:	1-1 (91,661).	
*First game in Arizona as Phoenix Cardinals				

**1989 (1-3)**

Aug. 11	Seattle	L	10-16	37,158
Aug. 21	At L.A. Rams	L	20-23	39,666
Aug. 26	Cleveland	W	21-7	36,657
Sept. 1	At San Diego	L	20-21	41,453
Home:	1-1 (73,825).	Away:	0-2 (61,119).	71-67

**1990 (0-4)**

Aug. 11	Seattle	L	9-34	31,316
Aug. 18	Chicago	L	9-17	42,016
Aug. 25	At L.A. Rams	L	7-27	44,134
Aug. 31	At Denver	L	14-25	71,082
Home:	0-2 (73,332).	Away:	0-2 (115,216).	39-103

**1991 (4-0)**

Aug. 3	At Seattle	W	31-13	49,448
Aug. 11	At Chicago	W	12-10	55,513
Aug. 17	New England	W	46-0	51,070
Aug. 23	Denver	W	34-10	38,372
			123-33	
Home:	2-0 (89,442).	Away:	2-0 (104,961).	

**1992 (3-1)**

Aug. 8	San Diego	W	35-14	28,298
Aug. 15	Chicago	W	20-17	47,026
Aug. 22	At Seattle	L	10-17	51,007
Aug. 26	At Denver	W	21-17	66,743
Home:	2-0 (75,324).	Away:	1-1 (117,750).	86-65

**1993 (3-1)**

Aug. 7	L.A. Rams	W	24-13	36,803
Aug. 14	At Chicago	W	11-10	51,748
Aug. 21	At San Diego	L	3-10	52,309
Aug. 27	Denver	W	34-9	44,207
Home:	2-0 (81,010).	Away:	1-1 (104,057).	72-42

**1994 (1-3)**

Aug. 5	San Francisco	W	17-7	61,619
Aug. 13	Chicago	L	0-16	52,502
Aug. 19	At Detroit	L	16-24	40,657
Aug. 25	At Denver	L	21-30	70,075
			54-77	
Home:	1-1 (114,121).	Away:	0-2 (110,732).	

**1995 (3-1)**

Aug. 5	At Houston	W	16-13	39,899
Aug. 11	Kansas City	W	22-17	37,622
Aug. 20	At Chicago	W	17-16	52,116
Aug. 25	Cleveland	L	17-31	40,903
Home:	1-1 (78,525).	Away:	2-0 (92,015).	72-77

**1996 (1-3)**

Aug. 2	Oakland	L	3-26	36,869
Aug. 10	Cincinnati	W	13-10	22,490
Aug. 17	At San Diego	L	10-32	49,442
Aug. 23	At Atlanta	L	30-31	29,306
Home:	1-1 (59,359).	Away:	0-2 (78,748).	56-99

**1997 (1-3)**

Aug. 2	At Seattle	L	6-34	49,445
Aug. 8	At St. Louis	L	0-12	56,799
Aug. 17	At Chicago	L	10-22	22,331
Aug. 22	Oakland	W	15-13	30,584
Home:	1-0 (30,584).	Away:	0-3 (128,575).	31-81

**1998 (2-2)**

Aug. 7	At Detroit (OT)	L	10-13	46,331
Aug. 14	Chicago	W	27-24	30,983
Aug. 22	Seattle	L	24-31	32,683
Aug. 29	At Oakland	W	21-14	31,858
Home:	1-1 (63,666).	Away:	1-1 (76,189).	82-82

**1999 (1-3)**

Aug. 14	At Denver	L	7-38	67,941
Aug. 20	Tennessee	W	27-17	39,641
Aug. 28	At Seattle	L	7-41	56,277
Sept. 3	Oakland	L	7-43	42,076
Home:	1-1 (61,717).	Away:	0-2 (134,216).	48-139

**2000 (1-3)**

Aug. 5	Denver	L	17-31	37,781
Aug. 12	Seattle	W	21-3	34,774
Aug. 18	At Minnesota	L	17-35	63,563
Aug. 25	At San Diego	L	20-24	42,403
Home:	1-1 (72,555).	Away:	0-2 (105,966).	48-139

**2001 (3-1)**

Aug. 11	Oakland	L	7-10	33,482
Aug. 18	At Seattle (OT)	W	16-13	47,553
Aug. 25	At Chicago	W	24-20	66,944
Aug. 31	San Diego	W	16-3	27,301
Home:	1-1 (60,783).	Away:	2-0 (114,497).	63-46

# Rivalries

## Atlanta Falcons (13-8)

1966.....Falcons.....A.....16-10
1968.....Cardinals.....H.....17-12
1971.....Cardinals.....A.....26-9
1973.....Cardinals.....A.....32-10
1975.....Cardinals.....H.....23-20
1978.....Cardinals.....H.....42-21
1980.....Falcons (OT).....H.....33-27
1981.....Falcons.....A.....41-20
1982.....Cardinals.....A.....23-20
1986.....Falcons.....A.....33-13
1987.....Cardinals.....A.....34-21
1989.....Cardinals.....H.....34-20
1990.....Cardinals.....A.....24-13
1991.....Cardinals.....H.....16-10
1992.....Falcons.....A.....20-17
1993.....Cardinals.....A.....27-10
1994.....Falcons.....A.....10-6
1995.....Cardinals (OT).....H.....40-37
1997.....Cardinals.....H.....29-26
1999.....Falcons.....A.....37-14
2001.....Falcons.....H.....34-14

## Baltimore Ravens (1-1)

1997.....Cardinals.....A.....16-13
2000.....Ravens.....H.....13-7

## Buffalo Bills (3-4)

1971.....Cardinals.....A.....28-23
1975.....Bills.....H.....32-14
1981.....Cardinals.....H.....24-0
1984.....Cardinals.....H.....37-7
1986.....Bills.....A.....17-10
1990.....Bills.....A.....45-14
1999.....Bills.....H.....31-21

## Carolina Panthers (1-1)

1995.....Panthers.....A.....27-7
2001.....Cardinals.....A.....30-7

## Chicago Bears (26-54-6)

1920.....Cardinals.....A.....7-6
.....Bears.....H.....10-0
1921.....Tie.....H.....0-0
1922.....Cardinals.....H.....6-0
.....Cardinals.....A.....9-0
1923.....Bears.....A.....3-0
1924.....Bears.....A.....6-0
.....Bears.....H.....21-0
1925.....Cardinals.....H.....9-0
.....Tie.....A.....0-0
1926.....Bears.....H.....16-0
.....Bears.....A.....10-0
.....Tie.....A.....0-0
1927.....Bears.....H.....9-0
.....Cardinals.....A.....3-0
1928.....Bears.....H.....15-0
.....Bears.....A.....34-0
1929.....Tie.....A.....0-0
.....Cardinals.....H.....40-6

1930.....Bears.....H.....32-6
.....Bears.....A.....6-0
1931.....Bears.....A.....26-13
.....Bears.....H.....18-7
1932.....Tie.....A.....0-0
.....Bears.....H.....34-0
1933.....Bears.....H.....12-9
.....Bears.....A.....22-6
1934.....Bears.....A.....20-0
.....Bears.....A.....17-6
1935.....Tie.....A.....7-7
.....Bears.....H.....13-0
1936.....Bears.....A.....7-3
.....Cardinals.....H.....14-7
1937.....Bears.....A.....16-7
.....Bears.....H.....42-28
1938.....Bears.....H.....16-13
.....Bears.....A.....34-28
1939.....Bears.....A.....44-7
.....Bears.....H.....48-7
1940.....Cardinals.....H.....21-7
.....Bears.....A.....31-23
1941.....Bears.....A.....53-7
.....Bears.....H.....34-24
1942.....Bears.....A.....41-14
.....Bears.....H.....21-7
1943.....Bears.....A.....20-0
.....Bears.....H.....35-24
1944.....Bears.....A.....34-7
.....Bears.....H.....49-7
1945.....Cardinals.....A.....16-7
.....Bears.....H.....28-20
1946.....Bears.....H.....34-17
.....Cardinals.....A.....35-28
1947.....Cardinals.....H.....31-7
.....Cardinals.....A.....30-21
1948.....Bears.....H.....28-17
.....Cardinals.....A.....24-21
1949.....Bears.....H.....17-7
.....Bears.....A.....52-21
1950.....Bears.....A.....27-6
.....Cardinals.....H.....20-10
1951.....Cardinals.....H.....28-14
.....Cardinals.....A.....24-14
1952.....Cardinals.....H.....21-10
.....Bears.....A.....10-7
1953.....Cardinals.....A.....24-17
1954.....Bears.....H.....29-7
1955.....Cardinals.....H.....53-14
1956.....Bears.....A.....10-3
1957.....Bears.....H.....14-6
1958.....Bears.....A.....30-14
1959.....Bears.....H.....31-7
1965.....Bears.....A.....34-13
1966.....Cardinals.....H.....24-17
1967.....Bears.....A.....30-3
1969.....Cardinals.....H.....20-17
1972.....Bears.....H.....27-10
1975.....Cardinals.....A.....34-20
1977.....Cardinals.....H.....16-13
1978.....Bears.....A.....17-10
1979.....Bears.....A.....42-6
1982.....Cardinals.....A.....10-7
1984.....Cardinals.....H.....38-21
1990.....Bears.....H.....31-21
1994.....Bears (OT).....H.....19-16
1998.....Cardinals.....H.....20-7
2001.....Bears.....A.....20-13

## Cincinnati Bengals (2-5)

1973.....Bengals.....A.....42-24
1979.....Bengals.....A.....34-28
1985.....Cardinals.....H.....41-27
1988.....Bengals.....A.....21-14
1994.....Cardinals.....H.....28-7
1997.....Bengals.....A.....24-21
2000.....Bengals.....A.....24-13

## Cleveland Browns (11-32-3)

1950.....Browns.....A.....34-24
.....Browns.....H.....10-7
1951.....Browns.....H.....34-17
.....Browns.....A.....49-28
1952.....Browns.....A.....28-13
.....Browns.....H.....10-0
1953.....Browns.....H.....27-7
.....Browns.....A.....27-16
1954.....Browns.....A.....31-7
.....Browns.....H.....35-3
1955.....Browns.....H.....26-20
.....Browns.....A.....35-24
1956.....Cardinals.....H.....9-7
.....Cardinals.....A.....24-7
1957.....Browns.....H.....17-7
.....Browns.....A.....31-0
1958.....Browns.....A.....35-28
.....Browns.....H.....38-24
1959.....Browns.....H.....34-7
.....Browns.....A.....17-7
1960.....Browns.....A.....28-27
.....Tie.....H.....17-17
1961.....Browns.....A.....20-17
.....Browns.....H.....21-10
1962.....Browns.....H.....34-7
.....Browns.....A.....38-14
1963.....Cardinals.....A.....20-14
.....Browns.....H.....24-10
1964.....Tie.....A.....33-33
.....Cardinals.....H.....28-19
1965.....Cardinals.....A.....49-13
.....Browns.....H.....27-24
1966.....Cardinals.....A.....34-28
.....Browns.....H.....38-10
1967.....Browns.....A.....20-16
.....Browns.....H.....20-16
1968.....Cardinals.....A.....27-21
.....Cardinals.....H.....27-16
1969.....Tie.....A.....21-21
.....Browns.....H.....27-21
1974.....Cardinals.....H.....29-7
1979.....Browns.....H.....38-20
1985.....Cardinals (OT).....A.....27-24
1988.....Browns.....H.....29-21
1994.....Browns.....A.....32-0
2000.....Cardinals.....H.....29-21

(Rivalries continued on page 294)

(Rivalries continued from page 293)

### Dallas Cowboys (27-52-1)

1960	Cardinals	H	12-10
1961	Cardinals	A	31-17
	Cardinals	H	31-13
1962	Cardinals	A	28-24
	Cardinals	H	52-20
1963	Cardinals	A	34-7
	Cowboys	H	28-24
1964	Cardinals	A	16-6
	Cowboys	H	31-13
1965	Cardinals	H	20-13
	Cowboys	A	27-13
1966	Tie	H	10-10
	Cowboys	A	31-17
1967	Cowboys	A	46-21
1968	Cowboys	H	27-10
1969	Cowboys	A	24-3
1970	Cardinals	H	20-7
	Cardinals	A	38-0
1971	Cowboys	H	16-13
	Cowboys	A	31-13
1972	Cowboys	A	33-24
	Cowboys	H	27-6
1973	Cowboys	A	45-10
	Cowboys	H	30-9
1974	Cardinals	H	31-28
	Cowboys	A	17-14
1975	Cowboys (OT)	A	37-31
	Cardinals	H	31-17
1976	Cardinals	H	31-17
	Cowboys	A	19-14
1977	Cowboys	H	30-24
	Cardinals	A	24-17
1978	Cowboys	A	21-12
	Cowboys (OT)	H	24-21
1979	Cowboys	H	22-21
	Cowboys	A	22-13
1980	Cowboys	H	27-24
	Cowboys	A	31-21
1981	Cowboys	A	30-17
	Cardinals	H	20-17
1982	Cowboys	H	24-7
1983	Cowboys	H	34-17
	Cowboys	A	35-14
1984	Cardinals	A	31-20
	Cowboys	H	24-17
1985	Cardinals	H	21-10
	Cowboys	A	35-17
1986	Cowboys	H	31-7
	Cowboys	A	37-6
1987	Cardinals	H	24-13
	Cowboys	A	21-16
1988	Cowboys	H	17-14
	Cardinals	A	16-10
1989	Cardinals	A	19-10
	Cardinals	H	24-20
1990	Cardinals	H	20-3
	Cowboys	A	41-10
1991	Cowboys	H	17-9
	Cowboys	A	27-7
1992	Cowboys	A	31-20
	Cowboys	H	16-10
1993	Cowboys	H	17-10
	Cowboys	A	20-15
1994	Cowboys	A	38-3
	Cowboys	H	28-21
1995	Cowboys	A	34-20
	Cowboys	H	37-13
1996	Cowboys	A	17-3
	Cowboys	H	10-6

1997	Cardinals (OT)	H	25-22
	Cowboys	A	24-6
1998	Cowboys	A	38-10
	Cowboys	H	35-28
	Cardinals	A	*20-7
1999	Cowboys	A	35-7
	Cardinals	H	13-9
2000	Cardinals	H	32-31
	Cowboys	A	48-7
2001	Cowboys	A	17-3
	Cardinals	H	17-10

\*First regular-season game in Arizona  
\*\*Wild Card Playoff

### Denver Broncos (0-5-1)

1973	Tie	H	17-17
1977	Broncos	A	7-0
1989	Broncos	H	37-0
1991	Broncos	A	24-19
1995	Broncos	A	38-6
2001	Broncos	H	38-17

### Detroit Lions (18-28-3)

1934	Lions	A	6-0
	Lions	H	17-13
1935	Tie	A	10-10
	Lions	H	7-6
1936	Lions	A	39-0
	Lions	H	14-7
1937	Lions	A	16-7
	Lions	H	16-7
1938	Lions	A	10-0
	Lions	H	7-3
1939	Lions	A	21-13
	Lions	H	17-3
1940	Tie	H	0-0
	Lions	A	43-14
1941	Tie	H	14-14
	Lions	A	21-3
1942	Cardinals	H	13-0
	Cardinals	A	7-0
1943	Lions	A	35-17
	Lions	H	7-0
1944	Lions	H	27-6
	Lions	A	21-7
1945	Lions	H	10-0
	Lions	A	26-0
1946	Cardinals	H	34-14
	Cardinals	A	36-14
1947	Cardinals	H	45-21
	Cardinals	A	17-7
1948	Cardinals	H	56-20
	Cardinals	A	28-14
1949	Lions	H	24-7
	Cardinals	A	42-19
1959	Lions	A	45-21
1961	Lions	H	45-14
1967	Cardinals	H	38-28
1969	Lions	A	20-0
1970	Lions	A	16-3
1973	Lions	H	20-16
1975	Cardinals	A	24-13
1978	Cardinals	H	21-14
1980	Lions	A	20-7
	Cardinals	H	24-23
1989	Cardinals	A	16-13
1993	Lions	A	26-20
	Lions	H	21-14
1995	Cardinals	A	20-17
1998	Cardinals	A	17-15
1999	Cardinals	H	23-19
2001	Cardinals	H	45-38

### Green Bay Packers (22-44-4)

1921	Tie	H	3-3
1922	Cardinals	H	16-3
1924	Cardinals	H	3-0
1925	Cardinals	H	9-6
1926	Cardinals	A	13-7
	Packers	H	3-0
1927	Packers	A	13-0
	Tie	H	6-6
1928	Packers	A	20-0
1929	Packers	A	9-2
	Packers	H	7-6
	Packers	H	12-0
1930	Packers	A	14-0
	Cardinals	H	13-6
1931	Packers	A	26-7
	Cardinals	H	21-13
1932	Packers	A	15-7
	Packers	H	19-9
1933	Packers	H	14-6
1934	Packers	A	15-0
	Cardinals	A	9-0
	Cardinals	H	6-0
1935	Cardinals	A	7-6
	Cardinals	A	3-0
	Cardinals	H	9-7
1936	Packers	A	10-7
	Packers	A	24-0
	Tie	H	0-0
1937	Cardinals	A	14-7
	Packers	A	34-13
1938	Packers	A	28-7
	Packers	H	24-22
1939	Packers	A	14-10
	Packers	A	27-20
1940	Packers	A	31-6
	Packers	H	28-7
1941	Packers	A	14-13
	Packers	A	17-9
1942	Packers	H	17-13
	Packers	A	55-24
1943	Packers	H	28-7
	Packers	A	35-14
1944	Packers	A	34-7
	Packers	H	35-20
1945	Packers	A	33-14
1946	Packers	H	19-7
	Cardinals	A	24-6
1947	Cardinals	A	14-10
	Cardinals	H	21-20
1948	Cardinals	A	17-7
	Cardinals	H	42-7
1949	Cardinals	A	39-17
	Cardinals	H	41-21
1955	Packers	A	31-14
1956	Packers	H	24-21
1962	Packers	A	17-0
1963	Packers	H	30-7
1965	Cardinals	A	*24-17
1967	Packers	H	31-23
1969	Packers	A	45-28
1971	Tie	H	16-16
1973	Packers	A	25-21
1976	Cardinals	H	29-0
1982	Packers	A	41-16
1984	Packers	A	24-23
1985	Cardinals	H	43-28
1988	Packers	H	26-17
1990	Packers	H	24-21
1999	Packers	A	49-24
2000	Packers	H	29-3

\*NFL Playoff Bowl at Miami  
+First Round, Super Bowl Tournament

## Indianapolis Colts (6-6)

1961.....Colts.....A.....16-0
1964.....Colts.....A.....47-27
1968.....Colts.....A.....27-0
1972.....Cardinals.....A.....10-3
1976.....Cardinals.....H.....24-17
1978.....Colts.....H.....30-17
1980.....Cardinals.....A.....17-10
1981.....Cardinals.....A.....35-24
1984.....Cardinals.....A.....34-33
1990.....Cardinals.....H.....20-17
1992.....Colts.....A.....16-13
1996.....Colts.....A.....20-13

## Jacksonville Jaguars (0-1)

2000.....Jaguars.....A.....44-10
----------------------------------

## Kansas City Chiefs (2-5-1)

1970.....Tie.....A.....6-6
1974.....Chiefs.....H.....17-13
1980.....Chiefs.....H.....21-13
1983.....Chiefs.....A.....38-14
1986.....Cardinals.....H.....23-14
1995.....Chiefs.....H.....24-3
1998.....Chiefs.....A.....34-24
2001.....Cardinals.....H.....24-16

## Miami Dolphins (0-8)

1972.....Dolphins.....A.....31-10
1977.....Dolphins.....H.....55-14
1978.....Dolphins.....A.....24-10
1981.....Dolphins.....H.....20-7
1984.....Dolphins.....H.....36-28
1990.....Dolphins.....A.....23-3
1996.....Dolphins.....H.....38-10
1999.....Dolphins.....A.....19-16

## Minnesota Vikings (8-10)

1963.....Cardinals.....A.....56-14
1967.....Cardinals.....A.....34-24
1968.....Vikings.....H.....27-10
1972.....Cardinals.....A.....19-17
1974.....Vikings.....H.....28-24
.....Vikings.....A.....30-14
1977.....Cardinals.....A.....27-7
1979.....Cardinals.....H.....37-7
1981.....Cardinals.....H.....30-17
1983.....Cardinals.....H.....41-31
1991.....Vikings.....A.....34-7
.....Vikings.....H.....28-0
1994.....Cardinals.....H.....17-7
1995.....Vikings (OT).....H.....30-24
1996.....Vikings.....A.....41-17
1997.....Vikings.....H.....26-19
1998.....Vikings.....A.....41-21
2000.....Vikings.....A.....31-14

\*NFC Divisional Playoff

## New England Patriots (6-4)

1970.....Cardinals.....H.....31-0
1975.....Cardinals.....H.....24-17
1978.....Patriots.....H.....16-6
1981.....Cardinals.....A.....27-20
1984.....Cardinals.....A.....33-10
1990.....Cardinals.....H.....34-14

1991.....Cardinals.....H.....24-10
1993.....Patriots.....H.....23-21
1996.....Patriots.....A.....31-0
1999.....Patriots.....H.....27-3

## New Orleans Saints (12-11)

1967.....Cardinals.....H.....31-20
1968.....Cardinals.....A.....21-20
.....Cardinals.....H.....31-17
1969.....Saints.....H.....51-42
1970.....Cardinals.....H.....24-17
1974.....Saints.....A.....14-0
1977.....Cardinals.....H.....49-31
1980.....Cardinals.....A.....40-7
1981.....Cardinals.....H.....30-3
1982.....Cardinals.....A.....21-7
1983.....Saints.....A.....28-17
1984.....Saints.....A.....34-24
1985.....Cardinals.....H.....28-16
1986.....Saints.....H.....16-7
1987.....Cardinals.....H.....24-19
1990.....Saints.....A.....28-7
1991.....Saints.....H.....27-3
1992.....Saints.....H.....30-21
1993.....Saints.....H.....20-17
1996.....Cardinals.....A.....28-14
1997.....Saints.....A.....27-10
1998.....Cardinals.....H.....19-17
2000.....Saints.....H.....21-10

## New York Giants (39-78-2)

1926.....Giants.....A.....20-0
1927.....Giants.....A.....28-7
1929.....Giants.....A.....24-21
1930.....Giants.....A.....25-12
.....Giants.....H.....13-7
1935.....Cardinals.....A.....14-13
1936.....Giants.....A.....14-6
1938.....Giants.....A.....6-0
1939.....Giants.....A.....17-7
1941.....Cardinals.....A.....10-7
1942.....Giants.....A.....21-7
1943.....Giants.....A.....24-13
1944.....Giants.....A.....23-0
1946.....Giants.....A.....28-24
1947.....Giants.....A.....35-31
1948.....Cardinals.....A.....63-35
1949.....Giants.....H.....41-38
1950.....Cardinals.....H.....17-3
.....Giants.....A.....51-21
1951.....Giants.....A.....28-17
.....Giants.....H.....10-0
1952.....Cardinals.....A.....24-23
.....Giants.....H.....28-6
1953.....Giants.....A.....21-7
.....Giants.....H.....23-20
1954.....Giants.....H.....41-10
.....Giants.....A.....31-17
1955.....Cardinals.....H.....28-17
.....Giants.....A.....10-0
1956.....Cardinals.....H.....35-27
.....Giants.....A.....23-10
1957.....Giants.....A.....27-14
.....Giants.....H.....28-21
1958.....Giants.....H.....37-7
.....Cardinals.....A.....23-6
1959.....Giants.....A.....9-3
.....Giants.....H.....30-20
1960.....Giants.....H.....35-14
.....Cardinals.....A.....20-13
1961.....Cardinals.....A.....21-10
.....Giants.....H.....24-9

1962.....Giants.....H.....31-14
.....Giants.....A.....31-28
1963.....Giants.....H.....38-21
.....Cardinals.....A.....24-17
1964.....Giants.....A.....34-17
.....Tie.....H.....10-10
1965.....Giants.....A.....14-10
.....Giants.....H.....28-15
1966.....Cardinals.....H.....24-19
.....Cardinals.....A.....20-17
1967.....Giants.....H.....37-20
.....Giants.....A.....37-14
1968.....Cardinals.....A.....28-21
1969.....Cardinals.....H.....42-17
.....Giants.....A.....49-6
1970.....Giants.....A.....35-17
.....Giants.....H.....34-17
1971.....Giants.....H.....21-20
.....Cardinals.....A.....24-7
1972.....Giants.....A.....27-21
.....Giants.....H.....13-7
1973.....Cardinals.....H.....35-27
.....Giants.....A.....24-13
1974.....Cardinals.....A.....23-21
.....Cardinals.....H.....26-14
1975.....Cardinals.....H.....26-14
.....Cardinals.....A.....20-13
1976.....Cardinals.....H.....27-21
.....Cardinals.....A.....17-14
1977.....Cardinals.....H.....28-0
.....Giants.....A.....27-7
1978.....Cardinals.....H.....20-10
.....Giants.....A.....17-0
1979.....Cardinals.....A.....27-14
.....Cardinals.....H.....29-20
1980.....Giants.....H.....41-35
.....Cardinals.....A.....23-7
1981.....Giants.....A.....34-14
.....Giants.....H.....20-10
1982.....Cardinals.....H.....24-21
1983.....Tie (OT).....H.....20-20
.....Cardinals.....A.....10-6
1984.....Giants.....A.....16-10
.....Cardinals.....H.....31-21
1985.....Giants.....A.....27-17
.....Giants.....H.....34-3
1986.....Giants.....H.....13-6
.....Giants.....A.....27-7
1987.....Giants.....A.....30-7
.....Cardinals.....H.....27-24
1988.....Cardinals.....H.....24-17
.....Giants.....A.....44-7
1989.....Giants.....A.....35-7
.....Giants.....H.....20-13
1990.....Giants.....A.....20-19
.....Giants.....H.....24-21
1991.....Giants.....A.....20-9
.....Giants.....H.....21-14
1992.....Giants.....A.....31-21
.....Cardinals.....H.....19-0
1993.....Giants.....A.....19-17
.....Cardinals.....H.....16-7
1994.....Giants.....H.....20-17
.....Cardinals.....A.....10-9
1995.....Giants (OT).....A.....27-21
.....Giants.....H.....10-6
1996.....Giants.....A.....16-8
.....Cardinals.....H.....31-23
1997.....Giants.....H.....27-13
.....Giants.....A.....19-10
1998.....Giants.....A.....34-7
.....Giants.....H.....23-19

(Rivalries continued on page 296)

(Rivalries continued from page 295)

1999.....	Cardinals	H	14-3
	Cardinals	A	34-24
2000.....	Giants	A	33-14
	Giants	H	31-7
2001.....	Giants	H	17-10
	Giants	A	17-13

## New York Jets (2-3)

1971.....	Cardinals	H	17-10
1975.....	Cardinals	A	37-6
1978.....	Jets	A	23-10
1996.....	Jets	H	31-21
1999.....	Jets	A	12-7

## Oakland Raiders (2-3)

1973.....	Raiders	H	17-10
1983.....	Cardinals	A	34-24
1989.....	Raiders	A	16-14
1988.....	Raiders	H	23-20
2001.....	Cardinals (OT)	A	34-31

## Philadelphia Eagles (53-53-2)

1935.....	Cardinals	H	12-3
1936.....	Cardinals	H	13-0
1937.....	Tie	A	6-6
1938.....	Eagles	H	7-0
1941.....	Eagles	A	21-14
1943.....	Eagles	A	34-13
1945.....	Eagles	A	21-6
1947.....	Cardinals	A	45-21
	Cardinals	H	28-21
1948.....	Cardinals	H	21-14
	Eagles	A	7-0
1949.....	Eagles	A	28-3
1950.....	Eagles	H	45-7
	Cardinals	A	14-10
1951.....	Eagles	H	17-14
1952.....	Eagles	A	10-7
	Cardinals	H	28-22
1953.....	Eagles	H	56-17
	Eagles	A	38-0
1954.....	Eagles	H	35-16
	Eagles	A	30-14
1955.....	Tie	H	24-24
	Eagles	A	27-3
1956.....	Cardinals	A	20-6
	Cardinals	H	28-17
1957.....	Eagles	H	38-21
	Cardinals	A	31-27
1958.....	Tie	H	21-21
	Eagles	A	49-21
1959.....	Eagles	H	26-24
	Eagles	A	27-17
1960.....	Eagles	A	31-27
	Eagles	H	20-6
1961.....	Cardinals	A	30-27
	Eagles	H	20-7
1962.....	Cardinals	A	27-21
	Cardinals	H	45-35
1963.....	Cardinals	A	28-24
	Cardinals	H	38-14
1964.....	Cardinals	A	38-13
	Cardinals	H	36-34
1965.....	Eagles	A	34-27
	Eagles	H	28-24
1966.....	Cardinals	H	16-13

	Cardinals	A	41-10
1967.....	Cardinals	H	48-14
1968.....	Cardinals	A	45-17
1969.....	Eagles	H	34-30
1970.....	Cardinals	A	35-20
	Cardinals	H	23-14
1971.....	Eagles	H	37-20
	Eagles	A	19-7
1972.....	Tie	A	6-6
	Cardinals	H	24-23
1973.....	Cardinals	A	34-23
	Eagles	H	27-24
1974.....	Cardinals	H	7-3
	Cardinals	A	13-3
1975.....	Cardinals	H	31-20
	Cardinals	A	24-23
1976.....	Cardinals	H	31-14
	Cardinals	A	17-14
1977.....	Cardinals	A	21-17
	Cardinals	H	21-16
1978.....	Cardinals	A	16-10
	Eagles	H	14-10
1979.....	Eagles	H	24-20
	Eagles	A	16-13
1980.....	Cardinals	H	24-14
	Eagles	A	17-3
1981.....	Eagles	H	52-10
	Eagles	A	38-0
1982.....	Cardinals	A	23-20
1983.....	Cardinals	A	14-11
	Cardinals	H	31-7
1984.....	Cardinals	A	34-14
	Cardinals	H	17-16
1985.....	Eagles	A	30-7
	Eagles	H	24-14
1986.....	Cardinals	H	13-10
	Tie (OT)	A	10-10
1987.....	Eagles	H	28-23
	Cardinals	A	31-19
1988.....	Eagles	A	31-21
	Eagles	H	23-17
1989.....	Eagles	H	17-5
	Eagles	A	31-14
1990.....	Cardinals	A	23-21
	Eagles	H	23-21
1991.....	Cardinals	A	26-10
	Eagles	H	34-14
1992.....	Eagles	H	31-14
	Eagles	A	7-3
1993.....	Eagles	A	23-17
	Cardinals	H	16-3
1994.....	Eagles	A	17-7
	Cardinals	H	12-6
1995.....	Eagles	H	31-19
	Eagles	A	21-20
1996.....	Cardinals	H	36-30
	Eagles	A	29-19
1997.....	Eagles (OT)	A	13-10
	Cardinals	H	31-21
1998.....	Cardinals	H	17-3
	Cardinals (OT)	A	20-17
1999.....	Cardinals	A	25-24
	Cardinals	H	21-17
2000.....	Eagles	H	33-14
	Eagles	A	34-9
2001.....	Cardinals	A	21-20
	Eagles	H	21-7

\*Philadelphia-Eagles-Pittsburgh played as merged team in 1943.

+NFL Championship Game

## Pittsburgh Steelers (22-31-3)

1933.....	Steelers	H	14-13
1935.....	Steelers	A	17-13
1936.....	Cardinals	H	14-6
1937.....	Cardinals	A	13-7
1939.....	Cardinals	A	10-0
1940.....	Tie	A	7-7
1942.....	Steelers	A	19-3
1943.....	Steelers	A	34-13
1945.....	Steelers	A	23-0
1946.....	Steelers	A	14-7
1948.....	Cardinals	A	24-7
	Steelers	H	28-17
	Steelers	A	28-7
1951.....	Steelers	H	28-14
1952.....	Steelers	H	34-28
	Steelers	A	17-14
1953.....	Steelers	A	31-28
	Steelers	H	21-17
1954.....	Cardinals	H	17-14
	Steelers	A	20-17
1955.....	Steelers	A	14-7
	Cardinals	H	27-13
1956.....	Steelers	A	14-7
	Cardinals	H	38-27
1957.....	Steelers	A	29-20
	Steelers	H	27-2
1958.....	Steelers	H	27-20
	Steelers	A	38-21
1959.....	Cardinals	H	45-24
	Steelers	A	35-20
1960.....	Steelers	A	27-14
	Cardinals	H	38-7
1961.....	Steelers	A	30-27
	Cardinals	H	20-0
1962.....	Steelers	H	26-17
	Steelers	A	19-7
1963.....	Steelers	A	23-10
	Cardinals	H	24-23
1964.....	Cardinals	H	34-30
	Cardinals	A	21-20
1965.....	Cardinals	A	20-7
	Cardinals	H	21-17
1966.....	Steelers	A	30-9
	Cardinals	A	6-3
1967.....	Cardinals	A	28-14
	Tie	H	14-14
1968.....	Tie	H	28-28
	Cardinals	A	20-10
1969.....	Cardinals	A	27-14
	Cardinals	H	47-10
1972.....	Steelers	H	25-19
1979.....	Steelers	H	24-21
1985.....	Steelers	A	23-10
1988.....	Cardinals	H	31-14
1994.....	Cardinals (OT)	H	20-17
1997.....	Steelers (OT)	H	26-20

\*Pittsburgh-Philadelphia played as a merged team in 1943

## San Diego Chargers (3-6)

1971.....	Chargers	A	20-17
1976.....	Chargers	A	43-24
1983.....	Cardinals	H	44-14
1987.....	Chargers	A	28-24
1989.....	Chargers	H	24-13
1992.....	Chargers	H	27-21
1995.....	Chargers	A	28-25
1998.....	Cardinals	H	16-13
2001.....	Cardinals	A	20-17

## San Francisco 49ers

### (9-12)

1951	Cardinals	A	27-21
1957	Cardinals	A	20-10
1962	49ers	H	24-17
1964	Cardinals	A	23-13
1968	49ers	A	35-17
1971	49ers	H	26-14
1974	Cardinals	A	34-9
1976	Cardinals (OT)	H	23-20
1978	Cardinals	A	16-10
1979	Cardinals	H	13-10
1980	49ers (OT)	A	24-21
1982	49ers	H	31-20
1983	49ers	H	42-27
1986	49ers	A	43-17
1987	49ers	A	34-28
1988	Cardinals	H	24-23
1991	49ers	A	14-10
1992	Cardinals	H	24-14
1993	49ers	A	28-14
1999	49ers	H	24-10
2000	49ers	A	27-20

## Seattle Seahawks

### (5-1)

1976	Cardinals	A	30-24
1983	Cardinals	H	33-28
1989	Cardinals	A	34-24
1993	Cardinals (OT)	A	30-27
1995	Cardinals (OT)	H	20-14
1998	Seahawks	A	33-14

## St. Louis Rams

### (14-17-2)

1946	Cardinals	H	34-10
	Rams	A	17-14
1947	Rams	A	27-7
	Cardinals	H	17-10
1948	Cardinals	A	27-22
	Cardinals	H	27-24
1949	Tie	H	28-28
	Cardinals	A	31-27
1951	Rams	A	45-21
1953	Tie	H	24-24
1954	Rams	A	28-17
1958	Rams	H	20-14
1960	Cardinals	A	43-21
1965	Rams	H	27-3
1968	Rams	H	24-13
1970	Rams	A	34-13
1972	Cardinals	H	24-14
1975	Rams	A	35-23
1976	Cardinals	A	30-28
1979	Rams	A	21-0
1980	Rams	H	21-13
1984	Rams	H	16-13
1985	Rams	A	46-14
1986	Rams	H	16-10
1987	Rams	H	27-24
1988	Cardinals	A	41-27
1989	Rams	A	37-14
1991	Cardinals	A	24-14
1992	Cardinals	A	20-14
1993	Cardinals	H	38-10
1994	Rams	A	14-12
1996	Cardinals (OT)	H	31-28
1998	Cardinals	A	20-17

\*NFC Divisional Playoff

## Tampa Bay Buccaneers

### (7-7)

1977	Buccaneers	A	17-7
1981	Buccaneers	A	20-10
1983	Cardinals	A	34-27
1985	Buccaneers	A	16-0
1986	Cardinals	A	21-17
	Cardinals	H	30-19
1987	Cardinals	H	31-28
	Cardinals	A	31-14
1988	Cardinals	A	30-24
1989	Buccaneers	H	14-13
1992	Buccaneers	A	23-7
	Buccaneers	H	7-3
1996	Cardinals	H	13-9
1997	Buccaneers	A	19-18

## Tennessee Oilers/Titans

### (4-3)

1970	Cardinals	H	44-0
1974	Cardinals	A	31-27
1979	Cardinals	A	24-17
1985	Oilers	H	20-10
1988	Oilers	A	39-20
1994	Cardinals	A	30-12
1997	Oilers	H	41-14

## Washington Redskins

### (42-66-1)

1937	Cardinals	A	21-14
1939	Redskins	A	28-7
1940	Redskins	A	28-21
1942	Redskins	A	28-0
1943	Redskins	A	13-7
1944	Redskins	A	42-20
1945	Redskins	A	24-21
1947	Redskins	A	45-21
1949	Cardinals	H	38-7
1950	Cardinals	A	38-28
1951	Redskins	H	7-3
	Redskins	A	20-17
1952	Redskins	H	23-7
	Cardinals	A	17-6
1953	Redskins	H	24-13
	Redskins	A	28-17
1954	Cardinals	H	38-16
	Redskins	A	37-20
1955	Cardinals	A	24-10
	Redskins	H	31-0
1956	Cardinals	A	31-13
	Redskins	H	17-14
1957	Redskins	H	37-14
	Cardinals	A	44-14
1958	Cardinals	H	37-10
	Redskins	A	45-31
1959	Cardinals	H	49-21
	Redskins	A	23-14
1960	Cardinals	H	44-7
	Cardinals	A	26-14
1961	Cardinals	A	24-0
	Cardinals	H	38-24
1962	Redskins	A	24-14
	Tie	H	17-17
1963	Cardinals	A	21-7
	Cardinals	H	24-20
1964	Cardinals	A	23-17
	Cardinals	H	38-24
1965	Cardinals	A	37-16
	Redskins	H	24-20
1966	Cardinals	H	23-7
	Redskins	A	26-20

1967	Cardinals	A	27-21
1968	Cardinals	H	41-14
1969	Redskins	A	33-17
1970	Cardinals	H	27-17
	Redskins	A	23-27
1971	Redskins	H	24-17
	Redskins	A	20-0
1972	Redskins	A	24-10
	Redskins	H	33-3
1973	Cardinals	H	34-27
	Redskins	A	31-13
1974	Cardinals	A	17-10
	Cardinals	H	23-20
1975	Redskins	A	27-17
	Cardinals (OT)	H	20-17
1976	Redskins	A	20-10
	Redskins	H	20-16
1977	Redskins	A	24-14
	Redskins	H	26-20
1978	Redskins	H	28-10
	Cardinals	A	27-17
1979	Redskins	H	17-7
	Redskins	A	30-28
1980	Redskins	A	23-0
	Redskins	H	31-7
1981	Cardinals	H	40-30
	Redskins	A	42-21
1982	Redskins	H	12-7
	Redskins	A	28-0
1983	Redskins	H	38-14
	Redskins	A	45-7
1984	Cardinals	H	26-24
	Redskins	A	29-27
1985	Redskins	A	27-10
	Redskins	H	27-16
1986	Redskins	A	28-21
	Redskins	H	20-17
1987	Redskins	A	28-21
	Redskins	H	34-17
1988	Cardinals	H	30-21
	Redskins	A	33-17
1989	Redskins	A	30-28
	Redskins	H	29-10
1990	Redskins	A	31-0
	Redskins	H	38-10
1991	Redskins	A	34-0
	Redskins	H	20-14
1992	Cardinals	H	27-24
	Redskins	A	41-3
1993	Cardinals	A	17-10
	Cardinals	H	36-6
1994	Cardinals (OT)	A	19-16
	Cardinals	H	17-15
1995	Redskins	A	27-7
	Cardinals	H	24-20
1996	Cardinals (OT)	A	37-34
	Cardinals	H	27-26
1997	Redskins (OT)	A	19-13
	Redskins	H	38-28
1998	Cardinals	H	29-27
	Cardinals	A	45-42
1999	Redskins	H	24-10
	Redskins	A	28-3
2000	Cardinals	H	16-15
	Redskins	A	20-3
2001	Redskins	H	20-10
	Redskins	A	17-10

# Annual Leaders

## Scoring

Year	Player	TDs	PAT	FG	Pts.	Year	Player	TDs	PAT	FG	Pts.
1945	Leo Cantor	5	0	0	30	1974	Jim Bakken	0	30-36	13-22	69
1946	Ward Cuff	2	28-30	5-12	55	1975	Jim Bakken	0	40-41	19-24	97
1947	Pat Harder	7	39-40	7-10	102	1976	Jim Bakken	0	33-35	20-27	93
1948	Pat Harder	6	53-53	7-17	110	1977	Jim Bakken	0	35-36	7-16	56
1949	Pat Harder	8	45-47	3-5	102	1978	Jim Bakken	0	27-31	11-22	60
1950	Bob Shaw	12	0	0	72	1979	Ottis Anderson	10	0	0	60
1951	Billy Cross	6	0	0	36	1980	Ottis Anderson	9	0	0	54
1952	Ollie Matson	9	0	0	54	1981	Neil O'Donoghue	0	36-37	19-32	93
1953	Pat Summerall	0	23-23	9-24	50	1982	Neil O'Donoghue	0	15-16	8-13	39
1954	Ollie Matson	9	0	0	54	1983	Neil O'Donoghue	0	45-47	15-29	90
1955	Pat Summerall	1	23-25	8-19	53	1984	Neil O'Donoghue	0	48-51	23-35	117
1956	Pat Summerall	0	30-30	10-18	60	1985	Stump Mitchell	10	0	0	60
1957	Ollie Matson	9	0	0	54	1986	John Lee	0	14-17	8-13	38
1958	Ollie Matson	10	0	0	60	1987	Jim Gallery	0	30-31	9-19	57
1959	Bobby Joe Conrad	6	30-31	6-9	84	1988	Al Del Greco	0	42-44	12-21	78
1960	Sonny Randle	15	0	0	90	1989	Al Del Greco	0	28-29	18-26	82
1961	Sonny Randle	9	0	0	54	1990	Al Del Greco	0	31-31	17-27	82
1962	John David Crow	17	0	0	102	1991	Greg Davis	0	19-19	21-30	82
1963	Jim Bakken	0	44-44	11-21	77	1992	Greg Davis	0	28-28	13-26	67
1964	Jim Bakken	0	40-40	25-38	115	1993	Greg Davis	0	37-37	21-28	100
1965	Jim Bakken	0	33-33	21-31	96	1994	Greg Davis	0	17-17	20-26	77
1966	Jim Bakken	0	27-28	23-40	96	1995	Greg Davis	0	19-19	30-39	109
1967	Jim Bakken	0	36-36	27-39	117	1996	Kevin Butler	0	17-19	14-17	59
1968	Jim Bakken	0	40-40	15-24	85	1997	Joe Nedney	0	19-19	11-17	52
1969	Jim Bakken	0	38-40	12-24	74	1998	Joe Nedney	0	30-30	13-19	69
1970	Jim Bakken	0	37-38	20-32	97	1999	Chris Jacke	0	26-26	19-27	83
1971	Jim Bakken	0	24-24	21-32	87	2000	Cary Blanchard	0	18-19	16-23	66
1972	Jim Bakken	0	19-21	14-22	61	2001	Bill Gramatica	0	25-25	16-20	73
1973	Jim Bakken	0	31-31	23-32	100						

\*Cardinal record

## Rushing

Year	Player	Att.	Yards	Avg.	Long	TDs	Year	Player	Att.	Yards	Avg.	Long	TDs
1945	Frank Senc	93	355	3.0	47	2	1974	Terry Metcalf	152	718	4.7	75	6
1946	Pat Harder	106	545	5.1	55	4	1975	Jim Otis	269	1,076	4.0	30	5
1947	Elmer Angsman	110	412	3.7	18	7	1976	Jim Otis	233	891	3.8	23	2
1948	Charley Trippi	128	690	5.4	50	6	1977	Terry Metcalf	149	739	5.0	62	4
1949	Elmer Angsman	125	674	5.4	82	6	1978	Jim Otis	197	664	3.4	17	8
1950	Pat Harder	99	454	4.6	22	1	1979	Ottis Anderson	331	1,605	4.8	76	8
1951	Charley Trippi	78	501	6.4	32	4	1980	Ottis Anderson	301	1,352	4.5	52	9
1952	Charley Trippi	72	350	4.9	59	4	1981	Ottis Anderson	328	1,376	4.2	28	9
1953	Charley Trippi	97	443	4.5	21	0	1982	Ottis Anderson	145	587	4.0	64	3
1954	Ollie Matson	101	506	5.0	79	4	1983	Ottis Anderson	296	1,270	4.3	43	5
1955	Ollie Matson	109	475	4.3	54	1	1984	Ottis Anderson	289	1,174	4.1	24	6
1956	Ollie Matson	192	924	4.8	79	5	1985	Stump Mitchell	183	1,006	5.5	64	7
1957	Ollie Matson	134	577	4.3	57	6	1986	Stump Mitchell	174	800	4.6	44	5
1958	Ollie Matson	129	505	3.9	55	5	1987	Stump Mitchell	203	781	3.8	42	3
1959	John David Crow	140	666	4.8	73	3	1988	Earl Ferrell	202	924	4.6	47	7
1960	John David Crow	183	1,071	5.9	57	6	1989	Earl Ferrell	149	502	3.4	44	6
1961	Prentice Gautt	129	523	4.1	54	3	1990	Johnny Johnson	234	924	4.0	41	5
1962	John David Crow	192	751	3.9	35	14	1991	Johnny Johnson	196	666	3.4	21	4
1963	Joe Childress	174	701	4.0	28	2	1992	Johnny Johnson	178	734	4.1	42	6
1964	John David Crow	163	554	3.4	57	7	1993	Ronald Moore	263	1,018	3.9	20	9
1965	Bill Triplett	174	817	3.5	58	6	1994	Ronald Moore	232	780	3.4	24	4
1966	Johnny Roland	192	695	3.6	50	5	1995	Garrison Hearst	284	1,070	3.8	38	1
1967	Johnny Roland	234	876	3.7	70	10	1996	LeShon Johnson	141	634	4.5	70	3
1968	Willis Crenshaw	203	813	4.0	68	6	1997	Leeland McElroy	135	424	3.1	18	2
1969	Cid Edwards	107	504	4.7	48	3	1998	Adrian Murrell	274	1,042	3.8	32	8
1970	MacArthur Lane	206	977	4.7	75	11	1999	Adrian Murrell	193	553	2.9	22	0
1971	MacArthur Lane	150	592	3.9	40	3	2000	Michael Pittman	184	719	3.9	29	4
1972	Donny Anderson	153	536	3.5	19	4	2001	Michael Pittman	241	846	3.5	42	5
1973	Donny Anderson	167	679	4.1	54	10							

\*Cardinal record

## Passing

Year	Player	Att.	Comp.	Pct.	Yards	TDs	Int.	Rating
1945	Paul Christman	219	89	40.6	1,147	5	12	42.5
1946	Paul Christman	229	100	43.7	1,656	13	18	54.7
1947	Paul Christman	301	138	45.8	2,191	17	22	59.1
1948	Ray Mallouf	143	73	51.0	1,160	13	6	91.2
1949	Paul Christman	151	75	49.7	1,015	11	13	60.0
1950	Jim Hardy	257	117	45.5	1,636	17	24	49.8
1951	Charley Trippi	191	88	46.1	1,191	8	13	52.1
1952	Charley Trippi	181	84	46.4	890	5	13	40.5
1953	Jim Root	192	80	41.9	1,149	8	11	52.1
1954	Lamar McHan	255	105	41.2	1,475	6	22	32.6
1955	Lamar McHan	207	78	38.8	1,085	11	19	35.5
1956	Lamar McHan	152	72	47.4	1,159	10	8	73.3
1957	Lamar McHan	200	87	43.5	1,568	11	15	58.0
1958	M.C. Reynolds	195	105	53.8	1,422	11	11	72.6
1959	King Hill	181	82	45.3	1,015	7	13	46.2
1960	John Roach	188	87	46.3	1,423	17	18	62.6
1961	Sam Etcheverry	196	96	48.9	1,275	14	11	70.3
1962	Charley Johnson	308	150	48.7	2,440	16	20	65.9
1963	Charley Johnson	423	222	52.5	3,280	28	21	79.3
1964	Charley Johnson	420	223	53.1	3,045	21	24	69.4
1965	Charley Johnson	322	155	48.1	2,439	18	15	72.8
1966	Charley Johnson	205	103	50.2	1,334	10	11	64.8
1967	Jim Hart	397	192	48.4	3,008	19	30	58.3
1968	Jim Hart	316	140	44.3	2,059	15	18	58.4
1969	Charley Johnson	260	131	50.4	1,847	13	13	69.5
1970	Jim Hart	373	171	45.8	2,574	14	18	61.6
1971	Jim Hart	243	110	45.3	1,626	8	14	54.5
1972	Gary Cuozzo	158	69	43.7	897	5	11	43.6
1973	Jim Hart	320	178	55.6	2,223	15	10	80.1
1974	Jim Hart	388	200	51.6	2,411	20	8	79.5
1975	Jim Hart	345	182	52.8	2,507	19	19	71.8
1976	Jim Hart	388	218	56.2	2,946	18	13	81.7
1977	Jim Hart	354	185	52.3	2,534	13	20	64.5
1978	Jim Hart	477	240	50.3	3,121	16	18	66.7
1979	Jim Hart	378	194	51.3	2,218	9	20	55.2
1980	Jim Hart	425	228	53.7	2,946	16	20	68.8
1981	Jim Hart	241	134	55.6	1,694	11	14	70.1
	Neil Lomax	236	119	50.4	1,575	4	10	60.0
1982	Neil Lomax	205	109	53.2	1,367	5	6	70.4
1983	Neil Lomax	354	209	59.0	2,636	24	11	92.0
1984	Neil Lomax	*560	*345	61.6	*4,614	*28	16	*92.5
1985	Neil Lomax	471	266	56.5	3,214	18	12	79.9
1986	Neil Lomax	421	240	57.0	2,583	13	12	73.4
1987	Neil Lomax	463	275	59.4	3,387	24	12	88.5
1988	Neil Lomax	443	255	57.6	3,395	20	11	86.7
1989	Gary Hogeboom	364	204	56.0	2,591	14	19	69.5
1990	Timm Rosenbach	437	237	54.2	3,098	16	17	72.8
1991	Tom Tupa	315	165	52.4	2,053	6	13	62.0
1992	Chris Chandler	413	245	59.3	2,832	15	15	77.1
1993	Steve Beuerlein	418	258	*61.7	3,164	18	17	82.5
1994	Steve Beuerlein	255	130	51.0	1,545	5	9	61.6
1995	Dave Krieg	521	304	58.3	3,554	16	21	72.6
1996	Boomer Esiason	339	190	56.0	2,293	11	14	70.6
	Kent Graham	274	146	53.3	1,624	12	7	75.1
1997	<b>Jake Plummer</b>	<b>295</b>	<b>157</b>	<b>53.0</b>	<b>2,203</b>	<b>15</b>	<b>15</b>	<b>73.1</b>
1998	<b>Jake Plummer</b>	<b>547</b>	<b>324</b>	<b>59.2</b>	<b>3,737</b>	<b>17</b>	<b>20</b>	<b>75.0</b>
1999	<b>Jake Plummer</b>	<b>381</b>	<b>201</b>	<b>52.8</b>	<b>2,111</b>	<b>9</b>	<b>24</b>	<b>50.8</b>
2000	<b>Jake Plummer</b>	<b>475</b>	<b>270</b>	<b>56.8</b>	<b>2,946</b>	<b>13</b>	<b>21</b>	<b>66.0</b>
2001	<b>Jake Plummer</b>	<b>525</b>	<b>304</b>	<b>57.9</b>	<b>3,653</b>	<b>18</b>	<b>14</b>	<b>79.6</b>

\*Cardinal record

(Annual Leaders continued on page 300)

## Receiving

Year	Player	No.	Yards	Avg.	Long	TDs
1945	Billy Dewell	26	370	14.2	70	1
1946	Billy Dewell	27	643	23.8	82t	7
	Mal Kutner	27	634	23.5	63	5
1947	Mal Kutner	43	994	21.9	70	7
1948	Mal Kutner	41	943	23.0	71	14
1949	Charley Trippi	34	484	14.1	49	6
1950	Bob Shaw	48	971	20.2	65	12
1951	Fran Polsfoot	57	796	14.0	80t	4
1952	Don Stonesifer	54	617	11.4	26	0
1953	Don Stonesifer	56	684	12.2	46	2
1954	Don Stonesifer	44	607	13.8	39	3
1955	Don Stonesifer	28	330	11.8	28	5
1956	Don Stonesifer	22	320	14.5	58	2
1957	Gern Nagler	27	475	17.6	83t	4
1958	Woodley Lewis	46	690	15.0	64	4
1959	Woodley Lewis	34	534	15.7	85t	3
1960	Sonny Randle	62	892	14.4	57	+15
1961	Sonny Randle	44	591	13.4	41	9
1962	Sonny Randle	63	1,158	18.4	86t	7
1963	Bobby Joe Conrad	73	967	13.2	48	10
1964	Bobby Joe Conrad	61	780	12.8	53	6
1965	Bobby Joe Conrad	58	909	15.7	71	5
1966	Jackie Smith	45	810	18.0	69	3
1967	Jackie Smith	56	1,205	21.5	76t	9
1968	Jackie Smith	49	789	16.1	65	2
1969	Dave Williams	56	702	12.5	61	7
1970	John Gilliam	45	952	21.1	79	5
1971	John Gilliam	42	837	19.9	54	3
1972	Johnny Roland	38	321	8.4	27	2
1973	Jackie Smith	41	600	14.6	42	1
	Donny Anderson	41	409	10.0	44	3

Year	Player	No.	Yards	Avg.	Long	TDs
1974	Terry Metcalf	50	377	7.5	22	1
1975	Mal Gray	48	926	19.3	74	11
1976	Ike Harris	52	782	15.0	40	1
1977	Ike Harris	40	547	13.7	38	3
1978	Pat Tilley	62	900	14.5	43	3
1979	Pat Tilley	57	938	16.4	51t	6
1980	Pat Tilley	68	966	14.2	60t	6
1981	Pat Tilley	66	1,040	15.7	75	3
1982	Pat Tilley	36	465	14.5	34	2
1983	Roy Green	78	1,227	15.7	71t	14
1984	Roy Green	78	1,555	19.9	83t	12
1985	Roy Green	50	693	13.9	47	5
1986	J.T. Smith	80	1,014	12.7	45	6
1987	J.T. Smith	91	1,117	12.3	38	8
1988	J.T. Smith	83	986	11.9	29	5
1989	J.T. Smith	62	778	12.5	31	5
1990	Ricky Proehl	56	802	14.3	45t	4
1991	Ernie Jones	61	957	15.7	53	4
1992	Ricky Proehl	60	744	12.4	63t	3
1993	Larry Centers	66	603	9.1	29	3
1994	Larry Centers	77	647	8.4	36	2
1995	Larry Centers	+101	962	9.5	32	2
1996	Larry Centers	99	766	7.7	39	7
1997	Rob Moore	97	1,584	16.3	47t	8
1998	Frank Sanders	89	1,145	12.9	42	3
1999	Frank Sanders	79	954	12.1	63	1
2000	Michael Pittman	73	579	7.9	36t	2
2001	David Boston	98	+*1,598	16.3	63t	8

+\*Cardinal record

\*\*NFL Leader

## Punting

Year	Player	No.	Avg.	Long	Blocked
1945	James Reynolds	38	36.4	48	0
1946	William Blackburn	35	41.9	60	0
1947	Ray Mallouf	43	39.9	62	0
1948	Ray Mallouf	45	39.0	61	0
1949	John Cochran	52	42.0	66	0
1950	Jim Hardy	56	39.4	76	0
1951	Fran Polsfoot	47	40.7	56	0
1952	Frank Tripucka	35	37.5	57	0
1953	Charley Trippi	54	42.8	63	0
1954	Charley Trippi	59	39.1	62	0
1955	Dave Mann	43	40.0	60	0
1956	Dave Mann	36	37.4	58	1
1957	Dave Mann	59	42.5	67	0
1958	Bobby Gordon	55	38.0	66	0
1959	Jerry Norton	59	44.9	60	0
1960	Jerry Norton	39	45.6	62	0
1961	Jerry Norton	85	44.7	78	1
1962	Sam Etcheverry	59	38.3	61	1
1963	Jerry Stovall	65	40.7	69	0
1964	Jackie Smith	41	40.4	64	0
1965	Jim Bakken	26	42.2	56	0
	Jackie Smith	39	39.3	62	1
1966	Jackie Smith	47	37.9	56	1
1967	Chuck Latourette	62	40.8	67	0
1968	Chuck Latourette	65	41.6	55	0
1969	King Hill	73	37.6	57	1
1970	Chuck Latourette	65	40.9	59	0
1971	Chuck Latourette	56	38.5	55	1
1972	Donny Anderson	72	39.5	61	0
1973	Gary Kiehlly	66	37.5	55	1

Year	Player	No.	Avg.	Long	Blocked
1974	Hal Roberts	81	38.7	57	0
1975	Jeff West	64	37.7	58	1
1976	Terry Joyce	64	36.4	54	2
1977	Duane Carrell	49	35.9	53	0
1978	Mike Wood	51	37.6	*81	0
	Steve Little	46	38.0	52	2
1979	Steve Little	80	38.2	56	2
1980	Larry Swider	*99	41.5	66	1
1981	Carl Birdsong	69	41.8	75	0
1982	Carl Birdsong	54	43.8	65	0
1983	Carl Birdsong	85	41.5	59	0
1984	Carl Birdsong	67	38.7	59	1
1985	Carl Birdsong	85	41.7	67	2
1986	Greg Cater	61	37.2	52	1
1987	Greg Horne	24	40.5	51	0
1988	Greg Horne	79	40.9	66	1
1989	Rich Camarillo	76	43.4	58	0
1990	Rich Camarillo	67	42.8	63	0
1991	Rich Camarillo	76	45.3	60	1
1992	Rich Camarillo	54	42.9	73	0
1993	Rich Camarillo	73	43.7	61	0
1994	Jeff Feagles	98	40.8	54	0
1995	Jeff Feagles	72	43.8	60	0
1996	Jeff Feagles	76	43.8	68	1
1997	Jeff Feagles	91	44.3	62	1
1998	Scott Player	81	41.7	67	1
1999	Scott Player	94	42.0	60	0
2000	Scott Player	65	44.2	55	0
2001	Scott Player	67	41.5	58	0

\*Cardinal record

## Punt Returns

Year	Player	No.	Yards	Avg.	Long	TDs
1945	Frank Seno	10	103	10.3	25	0
1946	Frank Seno	17	176	10.3	21	0
1947	John Cochran	10	147	14.7	31	0
1948	Jerry Davis	16	334	*20.9	70†	*2
1949	John Cochran	15	314	*20.9	71†	*2
1950	Don Paul	18	194	10.8	82	1
1951	Don Paul	19	143	7.5	23	0
1952	Billy Cross	21	177	8.4	38	0
1953	Charley Trippi	21	239	11.4	38	0
1954	Ollie Matson	11	100	9.1	59	1
1955	Ollie Matson	13	245	18.8	78	*2
1956	Frank Bernardi	18	217	12.1	*95†	1
1957	Woodley Lewis	24	175	7.3	31	0
1958	Bobby Joe Conrad	19	129	6.8	16	0
1959	Bill Stacy	29	281	9.7	74	*2
1960	Bill Stacy	14	62	4.4	24	0
1961	Willie West	11	98	8.9	28	0
1962	Norm Beal	7	46	6.6	14	0
1963	Billy Gambrell	11	111	10.0	49	0
1964	Billy Gambrell	12	126	10.5	36	0
	Jim Burson	12	125	10.4	68†	1
1965	Abe Woodson	17	7	0.4	13	0
1966	<b>Johnny Roland</b>	<b>20</b>	<b>221</b>	<b>11.1</b>	<b>86†</b>	<b>1</b>
1967	Phil Spiller	15	124	8.3	33	0
1968	Chuck Latourette	28	345	12.3	86†	1
1969	Roger Wehrli	13	65	5.0	25	0
1970	Chuck Latourette	30	171	5.7	16	0
1971	Larry Willingham	10	84	8.4	34	0
1972	Larry Willingham	9	41	4.6	13	0
1973	Gary Hammond	11	80	7.3	51	0

## Kickoff Returns

Year	Player	No.	Yards	Avg.	Long	TDs
1945	Frank Seno	19	408	21.4	31	0
1946	Frank Seno	13	408	31.3	105†	1
1947	Charley Trippi	15	321	21.4	33	0
1948	Jerry Davis	15	437	29.2	83	0
1949	Charley Trippi	18	427	23.7	48	0
1950	Don Paul	28	693	24.7	46	0
1951	Emil Stiko	17	429	25.2	41	0
1952	Ollie Matson	20	623	31.2	100†	*2
1953	Billy Cross	12	257	21.4	39	0
1954	Les Goble	27	749	27.7	94†	*2
1955	Ollie Matson	15	368	24.5	37	0
1956	Ollie Matson	13	362	27.7	105†	1
1957	Woodley Lewis	26	662	26.2	52	0
1958	Ollie Matson	14	497	*35.5	101†	*2
1959	Bobby Joe Conrad	18	388	21.7	33	0
1960	Willie West	13	370	28.5	87	0
1961	Pat Fischer	17	426	25.1	53	0
1962	Bill Triplett	24	608	25.3	49	0
1963	Jerry Stovall	15	419	27.9	55	0
1964	Jerry Stovall	24	566	23.6	47	0
1965	Abe Woodson	27	665	24.6	65	0
1966	Roy Shivers	27	762	28.2	94†	1
1967	Bobby Williams	24	583	24.3	38	0
1968	Chuck Latourette	46	1,237	26.9	75	0
1969	MacArthur Lane	20	523	26.2	69	0
1970	Chuck Latourette	13	254	19.5	24	0
1971	Mel Gray	30	740	24.7	65	0
1972	Bobby Moore	20	437	21.9	37	0
1973	Les Shy	16	445	27.8	97†	1
1974	Terry Metcalf	20	623	31.2	94†	1

Year	Player	No.	Yards	Avg.	Long	TDs
1974	Terry Metcalf	26	340	13.1	43	0
1975	Terry Metcalf	23	285	12.4	69†	1
1976	Terry Metcalf	17	188	11.1	39	0
1977	Terry Metcalf	14	108	7.7	23	0
1978	Willard Harrell	21	186	9.3	70†	1
1979	Willard Harrell	32	205	6.4	68	0
1980	Mark Bell	22	195	8.9	54	0
1981	Stump Mitchell	42	445	10.6	50†	1
1982	Stump Mitchell	27	165	6.1	15	0
1983	Stump Mitchell	38	337	8.9	34	0
1984	Stump Mitchell	38	333	8.8	39	0
1985	J.T. Smith	26	283	10.9	31	0
1986	Vai Sikaheama	43	522	12.1	71†	*2
1987	Vai Sikaheama	*44	*550	12.5	76†	1
1988	Vai Sikaheama	33	341	10.3	28	0
1989	Vai Sikaheama	37	433	11.7	53	0
1990	Vai Sikaheama	36	306	8.5	20	0
1991	John Jackson	31	244	7.9	19	0
1992	Johnny Bailey	20	263	13.2	65	0
1993	Johnny Bailey	35	282	8.1	58†	1
1994	Patrick Robinson	41	285	7.0	23	0
1995	<b>Anthony Edwards</b>	<b>18</b>	<b>131</b>	<b>7.3</b>	<b>16</b>	<b>0</b>
1996	Marcus Dowdell	34	297	8.7	35	0
1997	Kevin Williams	40	462	11.6	50	0
1998	Eric Metcalf	43	295	6.9	24	0
1999	Mac Cody	32	373	**11.7	31	0
2000	Mac Cody	31	222	7.2	25	0
2001	<b>Arnold Jackson</b>	<b>40</b>	<b>461</b>	<b>11.5</b>	<b>55</b>	<b>0</b>

\*Cardinal record \*\*NFC Leader

Year	Player	No.	Yards	Avg.	Long	TDs
1975	Terry Metcalf	35	960	27.4	93†	1
1976	Jerry Latin	16	357	22.3	39	0
	Terry Metcalf	16	325	20.3	33	0
1977	Terry Metcalf	32	772	24.1	51	0
1978	Willard Harrell	19	389	20.5	32	0
1979	Roy Green	41	1,007	24.6	+106†	1
1980	Roy Green	32	745	23.3	37	0
1981	Stump Mitchell	55	1,292	23.5	67	0
1982	Stump Mitchell	16	364	22.8	33	0
1983	Stump Mitchell	36	778	21.6	66	0
1984	Stump Mitchell	35	804	23.0	56	0
1985	Clyde Duncan	28	550	19.6	34	0
1986	Vai Sikaheama	37	847	22.9	44	0
1987	Vai Sikaheama	34	761	22.4	50	0
1988	Vai Sikaheama	23	475	20.7	39	0
1989	Vai Sikaheama	43	874	20.3	52	0
1990	Vai Sikaheama	27	544	20.1	32	0
1991	Larry Centers	16	330	20.6	39	0
1992	Johnny Bailey	28	690	24.6	63	0
1993	Johnny Bailey	31	699	22.5	48	0
1994	Chuck Levy	26	513	19.7	31	0
1995	Ryan Terry	37	808	21.8	53	0
1996	Leeland McElroy	54	1,148	21.3	92	0
1997	Kevin Williams	59	1,458	24.7	63	0
1998	Eric Metcalf	57	1,218	21.4	59	0
1999	Mario Bates	52	1,231	23.7	68	0
2000	<b>MarTay Jenkins</b>	<b>#82</b>	<b>#2,186</b>	<b>26.7</b>	<b>98†</b>	<b>1</b>
2001	<b>MarTay Jenkins</b>	<b>49</b>	<b>1,120</b>	<b>22.9</b>	<b>70</b>	<b>0</b>

\*Cardinal record +Ties NFL record #NFL/Cardinal record

(Annual Leaders continued on page 302)

## Field Goals

Year	Player	Att.	Made	Pct.	Long
1945	Conway Baker	1	0	.000	—
1946	Ward Cuff	12	5	.417	42
1947	Pat Harder	10	7	.700	35
1948	Pat Harder	17	7	.412	36
1949	Ventian Yablonski	8	5	.833	34
1950	Pat Harder	9	4	.444	47
1951	Cliff Patton	8	5	.625	27
1952	Joe Geni	18	2	.111	40
1953	Pat Summerall	24	9	.375	49
1954	Pat Summerall	19	8	.421	50
1955	Pat Summerall	19	8	.421	42
1956	Pat Summerall	22	10	.455	42
1957	Pat Summerall	17	6	.353	34
1958	Bobby Joe Conrad	17	6	.353	45
1959	Bobby Joe Conrad	9	6	.667	37
1960	Gerry Perry	20	13	.650	44
1961	Gerry Perry	16	7	.438	38
1962	Gerry Perry	12	5	.417	42
1963	Jim Bakken	21	11	.524	45
1964	Jim Bakken	38	25	.659	51
1965	Jim Bakken	31	21	.677	45
1966	Jim Bakken	40	23	.575	47
1967	Jim Bakken	39	27	.692	47
1968	Jim Bakken	24	15	.625	47
1969	Jim Bakken	24	12	.500	46
1970	Jim Bakken	32	20	.625	49
1971	Jim Bakken	32	21	.656	45
1972	Jim Bakken	22	14	.636	49
1973	Jim Bakken	32	23	.719	46
1974	Jim Bakken	22	13	.591	47

Year	Player	Att.	Made	Pct.	Long
1975	Jim Bakken	24	19	.792	47
1976	Jim Bakken	27	20	.741	43
1977	Jim Bakken	16	7	.438	49
1978	Jim Bakken	22	11	.500	45
1979	Steve Little	19	10	.526	51
1980	Neil O'Donoghue	15	11	.733	43
1981	Neil O'Donoghue	32	19	.594	47
1982	Neil O'Donoghue	13	8	.615	48
1983	Neil O'Donoghue	29	15	.517	*52
1984	Neil O'Donoghue	35	23	.657	*52
1985	Neil O'Donoghue	18	10	.556	49
1986	John Lee	13	8	.615	47
1987	Jim Gallery	19	9	.474	48
1988	Al Del Greco	21	12	.571	51
1989	Al Del Greco	26	18	.692	50
1990	Al Del Greco	27	17	.629	50
1991	Greg Davis	30	21	.700	52
1992	Greg Davis	26	13	.500	49
1993	Greg Davis	28	21	.750	*55
1994	Greg Davis	26	20	.769	51
1995	Greg Davis	39	30	.769	*55
1996	Kevin Butler	17	14	*.824	41
	Greg Davis	14	9	.643	49
1997	Joe Nedney	17	11	.647	45
1998	Joe Nedney	19	13	.684	53
	Chris Jacke	14	10	.714	52
1999	Chris Jacke	27	19	70.4	49
2000	Cary Blanchard	23	16	.696	54
2001	Bill Gramatica	20	16	.800	50

\*Cardinal record

## Interceptions

Year	Player	No.	Yards	Avg.	Long	TDs
1945	Leo Cantor	5	70	14.0	26	0
1946	Mal Kutner	5	29	5.8	24	0
1947	John Cochran	8	122	15.3	39	0
1948	John Cochran	7	111	15.9	32	0
1949	Bob Nussbaumer	*12	157	13.1	68	0
1950	Jerry Davis	9	40	4.4	15	0
1951	S.J. Whitman	7	102	14.6	31	0
1952	Roy Barni	6	70	11.7	38	0
1953	Ray Ramsey	10	*237	23.7	46	1
1954	Dick Lane	10	181	18.1	64	0
1955	Dick Lane	6	69	11.5	31	0
1956	Lindon Crow	11	170	15.5	0	0
1957	Jim Hill	3	52	17.3	0	0
1958	Dick Nolan	5	30	6.0	0	0
1959	Billy Stacy	5	114	22.8	0	0
1960	Jerry Norton	10	96	9.6	0	0
1961	Jerry Norton	7	136	19.4	47	2
1962	Bill Stacy	6	72	12.0	53	0
1963	Pat Fischer	8	169	21.1	55	0
1964	Pat Fischer	10	164	16.4	39	2
1965	Larry Wilson	6	153	25.5	*96	1
1966	Larry Wilson	10	180	18.0	91	2
1967	Pat Fischer	4	85	21.3	69	1
	Larry Wilson	4	75	18.8	44	0
	Jerry Stovall	4	6	1.5	6	0
1968	Larry Wilson	4	14	3.5	8	0
1969	Bob Atkins	3	74	24.7	42	0
	Roger Wehrli	3	44	14.7	44	0
1970	Roger Wehrli	6	50	8.3	41	0
1971	Larry Wilson	4	46	11.5	23	0
	Norm Thompson	4	45	11.3	25	0
1972	Larry Wilson	3	35	11.7	24	0
	Miller Farr	3	21	7.0	21	0
1973	Jim Tolbert	2	34	17.0	26	0
	Clarence Duren	2	13	6.5	13	0
1974	Norm Thompson	6	190	31.7	56	1
1975	Norm Thompson	7	141	20.1	61	1
1976	Norm Thompson	4	83	20.8	38	0

Year	Player	No.	Yards	Avg.	Long	TDs
1976	Mike Sensibaugh	4	60	15.0	35	1
	Roger Wehrli	4	31	7.8	26	0
1977	Roger Wehrli	5	44	8.8	41	0
1978	Ken Stone	9	139	15.4	33	0
1979	Ken Stone	6	70	11.6	30	0
1980	Ken Stone	5	63	12.6	20	0
1981	Ken Greene	7	111	15.9	47	0
1982	Benny Perrin	1	35	35.0	35	0
	Jeff Griffin	1	8	8.0	8	0
	Lee Nelson	1	7	7.0	7	0
	Ken Greene	1	2	2.0	2	0
	Carl Allen	1	0	0.0	0	0
	Mike Dawson	1	0	0.0	0	0
1983	Lionel Washington	8	92	11.5	26	0
1984	Lionel Washington	5	42	8.4	18	0
1985	E.J. Junior	5	109	21.8	53	0
1986	Cedric Mack	4	42	10.5	24	0
1987	Travis Curtis	5	65	13.0	31	0
1988	Cedric Mack	3	33	11.0	12	0
	Carl Carter	3	0	0.0	0	0
1989	Tim McDonald	7	170	24.3	53	1
1990	Tim McDonald	4	63	15.8	38	0
1991	Aeneas Williams	6	60	10.0	32	0
1992	Robert Massey	5	147	29.4	46	*3
1993	Lorenzo Lynch	3	13	4.3	13	0
1994	Aeneas Williams	9	89	9.9	43	0
1995	Aeneas Williams	6	86	14.3	48	2
1996	Aeneas Williams	6	89	14.8	65	1
1997	Aeneas Williams	6	95	15.8	42	2
1998	Kwamie Lassiter	8	80	10.0	29	0
1999	Kwamie Lassiter	2	110	55.0	78	1
	Rob Fredrickson	2	57	28.5	34	1
	Tom Knight	2	16	8.0	16	0
	Pat Tillman	2	7	3.5	6	0
	Aeneas Williams	2	5	2.5	8	0
2000	Aeneas Williams	5	102	20.4	48	0
2001	Kwamie Lassiter	9	80	6.9	25	0

\*Cardinal record

# Head Coaches

Years	Coach	Record
1920	Marshall Smith	3-2-1
1921-22	John "Paddy" Driscoll	11-6-2
1923-24	Arnie Horween	13-8-1
1925-26	Norm Barry	16-8-2
1927	Fred Gillies	3-7-1
1928	Guy Chamberlin	1-5-0
1929-30	Ernie Nevers	11-12-3
1931	LeRoy Andrews*	0-2-0
1931	Ernie Nevers	5-2-0
1932	Jed Chevigny	2-6-2
1933-34	Paul Schissler	6-15-1
1935-38	Milan Creighton	16-26-4
1939	Ernie Nevers	1-10-0
1940-42	Jimmy Conzelman	8-22-3
1943-45	Phil Handler**	1-29-0

Years	Coach	Record
1946-48	Jimmy Conzelman	27-10-0
1949	Phil Handler	6-5-1
	Buddy Parker**	
1950-51	Earl "Curly" Lambeau	8-16-0
1952	Joe Kuharich	4-8-0
1953-54	Joe Stydahar	3-20-1
1955-57	Ray Richards	14-21-1
1958-61	Frank "Pop" Ivy	17-31-2
1962-65	Wally Lemm	27-26-3
1966-70	Charley Winner	35-30-5
1971-72	Bob Hollway	8-18-2
1973-77	Don Coryell	42-29-1
1978-79	Bud Wilkinson***	9-20-0
1979	Larry Wilson	2-1-0
1980-85	Jim Hanifan	39-49-1

Years	Coach	Record
1986-89	Gene Stallings****	23-34-1
1989	Hank Kuhlmann	0-5
1990-93	Joe Bugel	20-44
1994-95	Buddy Ryan	12-20
1996-2000	Vince Tobin+	29-44-0
2000-01	Dave McGinnis++	8-17

\* Resigned after two games in 1931  
 \*\* Co-coach with Walt Kiesling of 1944 Card-Pitt. team  
 \*\*\* Co-head coaches  
 \*\*\*\* Released after 13 games in 1979  
 \*\*\*\*\* Released after 11 games in 1989  
 + Released after seven games in 2000  
 ++ 1-7 as interim head coach in 2000  
 7-10 as permanent head coach.


# Assistant Coaches (1936-01)

Coach	Position	Years
Atkins, Bill	Defensive Secondary	1980-81
Atkins, Dave	Offensive Coordinator	1994-95
Austin, Bill	Offensive Line/Running Game	1972
<b>B</b>		
Banker, Chuck	Offensive Backfield	1985
	Special Teams/Defensive Assistant	1983-84
	Special Teams	1980-82
Bennett, Leeman	Offensive Backs	1970-71
Bettis, Tom	Defensive Coordinator	1978-84
Blue, Ken	Linebackers	1970
Braden, Marv	Special Teams	1986-89

Bresnahan, Tom	Offensive Line	1986-88
Brooks, Dan	Special Assignments	1977
Brown, Don	Flexibility and Strength	1979-84

Coach	Position	Years
Carpenter, Lew	Offensive Coordinator/Receivers	1971-72
Caruthers, LeBaron	Strength and Conditioning	1986-89
Cavanaugh, Matt	Quarterbacks	1995
Champion, Jim	Defensive Line	1966, 1974-75
Chryst, Geep	Quarterbacks	1998, 2001-02
	Tight Ends/Quality Control	1996-97
Clark, Sam	Intern	1991-92
Cochran, Red	Offensive Backs	1968-69

Johnny Roland, below, as a Cardinal player, and right, as a current Arizona assistant coach.



(Assistant Coaches continued on page 304)

(Assistant Coaches continued from page 303)

Cottrell, Ted	Linebackers	1994
	Defensive Line	1990-93
Curzi, Jim	Strength	1976

<b>D</b>		
Daddio, Bill	Assistant Coach	1952
Devlin, Mike	Asst. Off. Line/Off. Quality Control	2000-
Dewell, Billy	Ends	1950
Douglas, Otis	Line	1955
Dowhower, Rod	Offensive Coordinator	1983-84
	Quarterbacks and Receivers	1973
Drulis, Chuck	Defensive Coordinator/Linebackers	1972
	Defensive Backs	1971
	Defensive Coach	1962-70
	Assistant Coach	1958-61
	Line	1956-57

<b>E</b>		
Elliott, Pete	Offensive Backfield	1978
Evans, Dick	Assistant Coach	1952
Everest, Al	Special Teams	1996-99

<b>F</b>		
Fassel, Jim	Offensive Coordinator	1996
Feldman, Rudy	Linebackers	1982-85
Feldman, Rudy	Defensive Line	1978-81
FitzGerald, Jeff	Linebackers	2001-
	Quality Control	2000
Forzano, Rick	Offensive Backs/Game Scouting	1966-67

<b>G</b>		
Gallagher, Dick	Ends	1953
Garrett, John	Quarterbacks	1999-2000
Gibbs, Joe	Offensive Backs	1973-77
Gilmer, Harry	Quarterbacks	1967-69, 81-82
	Quarterbacks and Receivers	1975-80
Glick, Fred	Defensive Secondary	1978-79
Goldberg, Marshall	Assistant Coach/Chief Scout	1949
Greene, Joe	Defensive Line	1996-

<b>H</b>		
Hall, Sid	Linebackers	1974-75
	Defensive Line	1973
Hammond, Bobby	Running Backs	1990-91
Handler, Phil	Line	1946-48, 50-51
	Assistant Coach	1936-42
Hanifan, Jim	Offensive Line	1973-78
Henke, Ed	Player Coach (Defensive Line)	1963
Hoener, Pete	Tight Ends	2001-
	Flexibility/Strength	1985

<b>I</b>		
Isbell, Cecil	Backfield	1950-51

<b>J</b>		
Jackson, Bobby	Running Backs	1992-93
Jamieson, Dick	Offensive Coordinator	1985, 1997
	Offensive Backfield	1990-93
Johnson, Jim	Defensive Backs	1990-83
	Defensive Line	1986-89
Jones, Ronnie	Defensive Coordinator	1994-95
Jorge, Ernie	Line	1953-54

<b>K</b>		
Keane, Tom	Assistant Coach	1957
Kellison, John	Assistant Coach/Talent Scout	1955-56
Kuhlmann, Hank	Special Teams	2000
	Tight Ends	1998-99
	Running Backs	1986-89
Kwan, Stan	Special Teams Asst./Def. Quality Control	2001-

<b>L</b>		
Lanham, Paul	Special Teams	1972
Lawrence, Don	Tight Ends	2000
Leach, Bob	Defensive Line	1971-72
Lemm, Wally	Assistant Coach	1956, 1959
Loney, Steve	Offensive Assistant	1993
Lovatt, Tom	Offensive Line	1980-84, 1990-91

<b>M</b>		
Marmie, Larry	Defensive Coordinator	2001
	Defensive Backs	1996-2000
Martinez, George	Running Backs	1995
	Quality Control	1994
Matsko, John	Offensive Line	1992-93
Mauck, Carl	Offensive Line	1996-97
McDaniel, LeCharis	Wide Receivers	1993
McGinnis, Dave	Defensive Coordinator	1996-2000
McLaughlin, Leon	Special Assistant/Quality Control	1968-89
	Special Assistant to the Head Coach	1980-85
	Special Assistant	1979
McMillan, Ernie	Offensive Line	1985
Miller, Red	Offensive Line	1966-70
Murphy, Mike	Inside Linebackers/Quality Control	1991-93
	Defensive Assistant/Quality Control	1990
Moore, Mal	Wide Receivers	1986-89
Morris, Guy	Offensive Line Assistant	1994
Muha, Joe	Backfield	1954

<b>N</b>		
Neal, Dan	Offensive Line	1994-95
Nixon, Mike	Assistant Coach	1952
Nowaskey, Bob	Ends	1954-57, 1956

<b>O</b>		
Olson, Rich	Offensive Coordinator	2001-

<b>P</b>		
Parker, Buddy	Special Assistant	1978
	Assistant Coach	1943, 1945-48
Pascale, Joe	Linebackers	1986-89
	Outside Linebackers	1991-93
	Defensive Coordinator	1990
Peters, Floyd	Assistant Head Coach/Defense	1982-85
Pires, Glenn	Linebackers	1996-2000
Plasman, Dick	Assistant Coach	1947-49
Plumb, Ted	Receivers/Tight Ends	1994-95
	Tight Ends	1993
	Wide Receivers	1990-92
Polsfoot, Fran	Wide Receivers	1962-67
Prochaska, Ray	Offensive Line	1962-65
	Assistant Coach	1958-61
Putnam, Duane	Offensive Line	1979-80

<b>R</b>		
Ramsey, Buster	Player Coach (Defense)	1951
Ramsey, Kevin	Defensive Backs	2001-
Rapp, Vic	Wide Receivers	1996-2000
Renfro, Mel	Defensive Backs	1986-87
Rheme, Jerry	Offensive Coordinator	1990-93
Richards, Ray	Assistant Coach	1954
Roberts, Al	Special Teams	1994-95
Rodriguez, Pete	Special Teams	1990-93
Rogucki, Bob	Strength and Conditioning	1990-
Roland, John	Running Backs	1997-2001
Ryan, Rex	Linebackers	1995
	Defensive Line	1994
Ryan, Rob	Defensive Backs	1994-95

<b>S</b>		
Schlinkman, Walt	Defensive Backs	1964
	Assistant Coach	1959
Sevier, Wayne	Special Assignments	1974-75
Shipp, Ken	Receivers/Game Scouting	1968-70
Shofner, Jim	Offensive Coordinator	1986-89
Shroyer, Don	Linebackers	1966-6
	Defensive Backs	1963
	Offensive Backs	1962
Shurrm, Fritz	Defensive Coordinator	1991-93
Simpson, Jackie	Defensive Backs	1973
Skipper, Jim	Running Backs	1996
Smith, Jerry	Special Teams	1985
Solari, Mike	Offensive Line	1989
Spencer, Joe	Offensive Line	1971
Stahley, Skip	Backfield	1963

<b>Stanley, Jim</b> .....	<b>Defensive Line</b> .....	1995
<b>Stuber, Abe</b> .....	<b>Assistant/Talent Scout</b> .....	1965-67
	<b>Assistant Coach</b> .....	1958
<b>Sullivan, Jerry</b> .....	<b>Wide Receivers</b> .....	2001-
<b>Sweeney, Jim</b> .....	<b>Offensive Backfield</b> .....	1979

<b>T</b>		
<b>Thurman, Dennis</b> .....	<b>Defensive Backs</b> .....	1988-89
<b>Thompson, Jerry</b> .....	<b>Special Teams</b> .....	1978-79
<b>Thompson, Tommy</b> .....	<b>Backfield</b> .....	1955
<b>Thomas, Emmitt</b> .....	<b>Receivers</b> .....	1981-85
<b>Thornton, Bill</b> .....	<b>Running Backs</b> .....	1972
<b>Trestman, Marc</b> .....	<b>Offensive Coordinator</b> .....	1998-2000
<b>Trippi, Charley</b> .....	<b>Offensive Backs</b> .....	1963-65
	<b>Assistant Coach</b> .....	1956-57

<b>V</b>		
<b>Van Zandt, Lance</b> .....	<b>Defensive Backfield</b> .....	1985
<b>Versaci, Tony</b> .....	<b>Special Teams/Special Assignments</b> .....	1971
<b>Voris, Dick</b> .....	<b>Defensive Coordinator/Linebackers</b> .....	1971
	<b>Defensive Line</b> .....	1968-70

<b>W</b>		
<b>Walsh, Charles</b> .....	<b>Assistant Coach</b> .....	1940-41
<b>Warhop, George</b> .....	<b>Offensive Line</b> .....	1998-
<b>Weber, Chuck</b> .....	<b>Defensive Backs</b> .....	1976-77
<b>Willsey, Ray</b> .....	<b>Defensive Coordinator</b> .....	1973-77
	<b>Assistant Coach</b> .....	1960-61
<b>Wilson, Larry</b> .....	<b>Player-Coach (Defensive Backs)</b> .....	1972

<b>Z</b>		
<b>Zapalac, Willie</b> .....	<b>Defensive Line</b> .....	1976-77

## Pro Bowlers

1960.....	Jimmy Hill, DB; Jerry Norton, DB; Sonny Randle, WR; Leo Sugar, DE.
1961.....	Ken Gray, G; Jimmy Hill, DB; Jerry Norton, DB; Sonny Randle, WR; Billy Stacy, DB.
1962.....	John David Crow, RB; Jimmy Hill, DB; Bill Koman, LB; Sonny Randle, WR; <b>Larry Wilson, DB.</b>
1963.....	Bob DeMarco, C; Ken Gray, G; Charley Johnson, QB; Dale Meinert, LB; <b>Larry Wilson, DB.</b>
1964.....	Bobby Joe Conrad, WR; Pat Fischer, DB; Irv Goode, G; Ken Gray, G; Bill Koman, LB.
1965.....	Jim Bakken, K; Bob DeMarco, C; Pat Fischer, DB; Ernie McMillan, T; Dale Meinert, LB; Sonny Randle, WR; Sam Silas, DT. <b>Larry Wilson, DB.</b>
1966.....	Ken Gray, G; Bob Reynolds, T; Joe Robb, DE; <b>Johnny Roland, RB;</b> Jackie Smith, TE; Jerry Stovall, DB; Chuck Walker, DT; <b>Larry Wilson, DB.</b>
1967.....	Jim Bakken, K; Bob DeMarco, C; Irv Goode, G; Ken Gray, G; Ernie McMillan, T; Dale Meinert, LB; Jackie Smith, TE; Jerry Stovall, DB; <b>Larry Wilson, DB.</b>
1968.....	Don Brumm, DE; Ken Gray, G; Bob Reynolds, T; Jackie Smith, TE; <b>Larry Wilson, DB.</b>
1969.....	Ernie McMillan, T; Bob Reynolds, T; Jackie Smith, TE; Jerry Stovall, DB; <b>Larry Wilson, DB.</b>
1970.....	MacArthur Lane, RB; Ernie McMillan, T; Jackie Smith, TE; Larry Stallings, LB; Roger Wehrli, DB; <b>Larry Wilson, DB.</b>
1971.....	Roger Wehrli, DB.
1974.....	Dan Dierdorf, T; Mel Gray, WR; Jim Hart, QB; Terry Metcalf, RB; Roger Wehrli, CB.
1975.....	Jim Bakken, K; Tom Banks, C; Dan Dierdorf, T; Conrad Dobler, G; Mel Gray, WR; Jim Hart, QB; Terry Metcalf, RB; Jim Otis, RB; Roger Wehrli, CB.
1976.....	Jim Bakken, K; Tom Banks, C; Dan Dierdorf, T; Conrad Dobler, G; Mel Gray, WR; Jim Hart, QB; Roger Wehrli, CB.

1977.....	Tom Banks, C; Conrad Dobler, G; Dan Dierdorf, T; Mel Gray, WR; Jim Hart, QB; Terry Metcalf, RB; Roger Wehrli, CB.
1978.....	Tom Banks, C; Dan Dierdorf, T; Bob Young, G.
1979.....	Ottis Anderson, RB; Roger Wehrli, CB; Bob Young, G.
1980.....	Ottis Anderson, RB; Dan Dierdorf, T; Pat Tilley, WR.
1983.....	Carl Birdsong, P; Roy Green, WR.
1984.....	Roy Green, WR; E. J. Junior, ILB; Neil Lomax, QB.
1985.....	E. J. Junior, ILB.
1986.....	Vai Sikahema, PR; Ron Wolfley, special teams.
1987.....	Neil Lomax, QB; Luis Sharpe, T; Vai Sikahema, KR; Ron Wolfley, special teams.
1988.....	Luis Sharpe, T; Ron Wolfley, special teams; J. T. Smith, WR.
1989.....	Rich Camarillo, P; Tim McDonald, SS; Luis Sharpe, T; Ron Wolfley, special teams.
1990.....	Johnny Johnson, RB.
1991.....	Rich Camarillo, P; Tim McDonald, SS (injured, did not play).
1992.....	Johnny Bailey, KR; Rick Camarillo, P; Robert Massey, CB; Tim McDonald, SS.
1993.....	Rich Camarillo, P.
1994.....	Aeneas Williams, CB; Seth Joyner, OLB.
1995.....	Aeneas Williams, CB; Eric Swann, DT; Larry Centers, FB; Jeff Feagles, P.
1996.....	Lomas Brown, T; Larry Centers, FB; Eric Swann, DT; Aeneas Williams, CB.
1997.....	Rob Moore, WR; Aeneas Williams, CB.
1998.....	Aeneas Williams, CB.
1999.....	Simeon Rice, DE; Aeneas Williams, CB.
2000.....	<b>Scott Player, P.</b>
2001.....	<b>David Boston, WR.</b>

## Monday Night Results

Date	Site/Opponent	W/L/T	Score	Att.
Nov. 16, 1970	At Dallas	W	38-0	69,232
Sept. 27, 1971	New York Jets	W	17-10	50,358
Nov. 15, 1971	At San Diego	L	20-17	46,486
Nov. 27, 1972	At Miami	L	31-10	80,010
Nov. 11, 1974	Minnesota	L	28-24	50,183
Oct. 13, 1975	At Washington	L	27-17	54,693
Oct. 25, 1976	At Washington	L	20-10	48,325
Oct. 31, 1977	New York Giants	W	28-0	50,323
Nov. 14, 1977	At Dallas	W	24-17	63,038

Date	Site/Opponent	W/L/T	Score	Att.
Oct. 24, 1983	New York Giants	T	20-20	45,530
Oct. 7, 1985	At Washington	L	27-10	53,134
Nov. 4, 1985	Dallas	W	21-10	49,337
Sept. 29, 1986	Dallas	L	31-7	49,077
Sept. 12, 1988	Dallas	L	17-14	67,139
Dec. 25, 1995	Dallas	L	37-13	72,294
Sept. 27, 1999	San Francisco	L	24-10	70,993

Home: 3-5-1 • Away: 2-5 • Overall: 5-10-1

# Overtime Games

## Cardinals 34, Raiders 31 (OT)

December 2, 2001  $\square$  Network Associates Coliseum (46,601)

Rookie kicker **Bill Gramatica's** first walk-off, game-winning field goal, his fourth three-pointer of the day, climaxed the Cardinals' improbable overtime upset at Oakland that ended 10-game Raider home and NFC winning streaks. The frenzied finish featured 17 points in the final 1:52 of regulation. In overtime, both teams exchanged punts, but the Raiders muffed their return. **LeVar Woods** recovered the loose ball at the Raiders' 25-yard line. Gramatica booted his 36-yard game-winner three plays later.

## Cardinals 20, Eagles 17

December 13, 1998  $\square$  Veterans Stadium (62,176)

The Cardinals returned to .500 and earned their first two-game season sweep against the Eagles since 1984 with their first December road win in four years (30-12 at Houston, Dec. 4, 1994). Quarterback **Jake Plummer** directed the Cards 58 yards to the Eagles' 14-yard line on the first nine plays of overtime to set the table for **Chris Jacke's** 32-yard game-winning field goal. The final march principally was the work of two clutch completions to **Rob Moore**, the first for 30 yards, the other for 16 yards in the face of a third-and-eight Philadelphia blitz.

## Steelers 26, Cardinals 20

November 30, 1997  $\square$  Sun Devil Stadium (64,322)

Like two boxers, the Steelers and Cardinals traded scores throughout an exciting turnover-free contest that was Arizona's fourth overtime outing of the season and Pittsburgh's first victory in four trips to Sun Devil Stadium. The tilt also was Arizona's sixth setback in eight games decided in the final minute of overtime. Pittsburgh battering ram **Jerome Bettis** rushed for Card opponent single-game and season bests of 142 yards on 36 carries and three touchdowns, including the overtime game-winner, a 10-yard rumble that climaxed the Steelers' only overtime possession, a five-play, 52-yard drive that took just 2:51.

## Eagles 13, Cardinals 10

October 19, 1997  $\square$  Veterans Stadium (66,860)

Arizona's run of close losses continued at Philadelphia where the Eagles handed the Cardinals a 13-10 overtime setback, the Cards' second loss in three overtime contests and their fifth defeat in the final minute or overtime. In rookie **Jake Plummer's** first NFL action in relief of starter **Stoney Case**, the quarterback had the Cardinals on the march with the opening possession of overtime, reaching Arizona's 42-yard line before an intentional grounding penalty led to a punt three plays later. Philadelphia then drove 73 yards in six plays to set the table for **Chris Bonio's** 24-yard game-winning field goal.

## Redskins 19, Cardinals 13

September 14, 1997  $\square$  Jack Kent Cooke Stadium (78,270)

A capacity crowd at the inaugural game at Jack Kent Cooke Stadium, the Redskins' new home, witnessed a defensive struggle the two old rivals took into overtime for the second consecutive time at Washington. After winning the overtime coin toss, Cardinals running back **Leeland McElroy** fumbled on Arizona's second play from scrimmage. Two plays later, pressured Washington quarterback **Gus Frerotte** found stumbling wide receiver **Michael Westbrook** with a 40-yard touchdown pass to end the game.

## Cardinals 25, Cowboys 22

September 7, 1997  $\square$  Sun Devil Stadium (70,060)

One week after watching a 21-3 lead evaporate into a 24-21 defeat at Cincinnati, the Cardinals reversed roles to storm from behind and earn their first home-opening victory since arriving in Arizona in 1988, a triumph that also snapped the Cowboys' 13-game series winning streak. After trading overtime fumbles, the Cardinals needed only five plays—highlighted by completions of 19 and 29 yards to wide receiver **Rob Moore** and fullback **Larry Centers**, respectively, to position kicker **Kevin Butler** for his 20-yard field goal that glanced off the left upright. It was the 16th game-winning three-pointer of Butler's career. The victory was Arizona's fourth straight in overtime and the third under Head Coach **Vince Tobin**. It also was Arizona's best second-half comeback since overcoming Washington's 21-6 lead in the Cards' 27-24 success on Oct. 4, 1992.

## Cardinals 37, Redskins 34

November 10, 1996  $\square$  R.F.K. Stadium (51,929)

The Cardinals rode a record-setting passing effort by quarterback **Boomer Esiason** to shock NFC East Division-leading Washington in overtime. Esiason's personal best 522 passing yards were the third most prolific total in NFL history while also setting Cardinal and Redskin opponent single-game records. New Cardinal kicker **Kevin Butler**, signed five days earlier, sealed the pulsating victory with his third field goal, a 32-yarder, after he and Redskin kicker **Scott Blanton** traded overtime misses. Arizona's 615 total yards were the first 600-yard outing in franchise history and the highest total in the NFL in six years (676, Washington vs. Detroit, Nov. 4, 1990).

## Cardinals 31, Rams 28

September 29, 1996  $\square$  Sun Devil Stadium (33,116)

The Cardinals scored the game's final 17 points on their last three possessions to post a dramatic 31-28 comeback victory and register their first two-victory September since 1991. It also was the first time in 66 games the Cards overcame a fourth-quarter deficit of 14 points or greater. Two plays into overtime, running back **LeShon Johnson** raced 66 yards to set the table for kicker **Greg Davis'** 24-yard game-winning field goal two plays later. Johnson's pivotal overtime dash was the longest non-scoring run by a Cardinal since 1979 (Otis Anderson, 75 yards).

## Cardinals 40, Falcons 37

November 26, 1995  $\square$  Sun Devil Stadium

The Cardinals mustered their first 500-yard game (513) and highest point total (40) since 1988 in Arizona's third consecutive home overtime contest, equalling **Gren Bay's** 1987 NFL record. Falcon punter **Dan Stryzinski** muffed an errant center snap on the first overtime possession, then fumbled the ball to the Cards' **Eric England** at Atlanta's 10-yard line. Kicker **Greg Davis** ended the game with his fourth field goal on the next play.

## Vikings 30, Cardinals 24

November 12, 1995  $\square$  Sun Devil Stadium

For the third time in five games, the Cardinals were extended into overtime. For the second time in '95, it meant sudden death for Arizona. It took Minnesota only six plays from scrimmage following the overtime kickoff to end the contest, capped by Viking wide receiver **Qadry Ismail's** 50-yard touchdown reception from quarterback **Warren Moon** 2:16 into the extra stanza. It was Moon's fourth touchdown toss of the afternoon. Leading to Ismail's heroics, the Vikings gained field position with a 29-yard completion to wide receiver **Cris Carter**.

## Cardinals 20, Seahawks 14

October 29, 1995 **┆** Sun Devil Stadium

Turnovers and an improbable late ebb and flow highlighted Arizona's second overtime game in three outings. On Arizona's overtime-opening possession, Seattle blocked kicker **Greg Davis'** 27-yard field-goal attempt. The Seahawks then drove to Arizona's 33-yard line only to have Card safety **Lorenzo Lynch** dramatically end the contest with a 72-yard interception return for a touchdown, the longest overtime interception return for a score in NFL history. Seattle fumbled eight times, a Cardinal opponent record.

## Giants 27, Cardinals 21

October 8, 1995 **┆** Giants Stadium

A see-saw overtime battle ended abruptly when Giant linebacker **Jessie Armstead** returned an interception 58 yards for the game-winning touchdown. Overtime began with an exchange of fumbles. Armstead's heroics came three plays into the Cards' second overtime possession.

## Bears 19, Cardinals 16

November 27, 1994 **┆** Sun Devil Stadium

The Cardinals' third overtime outing in a seven-game span turned into a 19-16 setback when Chicago's **Kevin Butler** kicked his fourth field goal with 6:49 remaining in the extra period that the Cards forced with 10 game-tying fourth-quarter points. The Cardinals enjoyed the first overtime possession, but their drive stalled at the Chicago 38-yard line. The Bears followed with a 70-yard drive leading to Butler's game-winning field goal, a march highlighted by a 44-yard pass from quarterback **Steve Walsh** to wide receiver **Jeff Graham**.

## Cardinals 20, Steelers 17

October 30, 1994 **┆** Sun Devil Stadium

The Cardinals' second consecutive home sellout crowd—a first since moving to Arizona in 1986—witnessed Arizona's second overtime victory in a three-week span. Card linebacker/long snapper **Randy Kirk** caused a fumble on the overtime kickoff that Arizona recovered, and four plays later, **Greg Davis** sent the game-winning field goal through the uprights from 51 yards away.

## Cardinals 19, Redskins 16

Oct. 16, 1994 **┆** R.F.K. Stadium

Both teams missed long field-goal attempts, but newly-signed kicker **Todd Peterson**, appearing in his first NFL game as a substitute for the injured **Greg Davis**, redeemed himself with 4:56 remaining in overtime with a 29-yard game-winner on the Cards' first play from scrimmage following their fifth interception that safety **Terry Hoage** made and returned 23 yards. The Cards knotted the contest in regulation with 27 seconds remaining on a five-yard pass from quarterback **Steve Beuerlein** to wide receiver **Ricky Proehl**.

## Cardinals 30, Seahawks 27

December 19, 1993 **┆** Kingdome

The Cardinals scored the final five times they touched the football—four in regulation, one in overtime. Kicker **Greg Davis** tied the game at 27-27 on the final play of regulation with a franchise-record and personal-best 55-yard field goal. After winning the overtime coin toss, the Cardinals started the game-winning drive at their 20-yard line. Thirteen plays later, including a crucial 12-yard third-and-nine midfield completion to wide receiver **Anthony Edwards**, Davis delivered again with a 41-yard game-winning field goal.

## Cardinals 10, Eagles 10

December 7, 1986 **┆** Veterans Stadium

One blocked field goal, two punts, and two missed field goals in overtime led to the 10-10 tie after the Cardinals erased a 10-3 deficit with 2:39 left in regulation on a 48-yard touchdown pass from quarterback **Neil Lomax** to wide receiver **Roy Green**. The Cardinals won the overtime coin toss and drove into field-goal range, but Eagle **Reggie White** blocked **Eric Schubert's** 40-yard three-point attempt. The teams traded punts before Philadelphia's **Paul McFadden** pushed a 43-yard field-goal try wide left. Schubert did the same from 37 yards away. On the final play of the extra period, Cardinal cornerback **Carl Carter** intercepted a pass by Eagle quarterback **Matt Cavanaugh** and returned it to midfield as time expired.

## Cardinals 27, Browns 24

September 8, 1985 **┆** Cleveland Stadium

The Cardinals won the coin toss and drove nine plays for Neil O'Donoghue's 35-yard game-winning field goal with 5:27 elapsed in overtime.

## Cardinals 20, Giants 20

October 24, 1983 **┆** Busch Stadium

The Cardinals and Giants fought to a "Monday Night Football" draw in a game best remembered for three missed overtime field-goal attempts by Cardinal kicker **Neil O'Donoghue** (44, 19, 42 yards). The teams traded punts before O'Donoghue's first miss. The Cardinals drove 81 yards to New York's two-yard line yard prior to his second mistake, a 19-yard attempt. His third errant boot followed a 23-yard interception return by **Lionel Washington** to New York's 25-yard line. The game ended when Cardinal cornerback **Wayne Smith** intercepted Giant quarterback **Jeff Rutledge** at the St. Louis 33-yard line.

## Falcons 33, Cardinals 27

November 9, 1980 **┆** Busch Stadium

The 49ers overcame a 24-6 halftime deficit with 21 second-half points to win 33-27. The Falcons won the overtime coin toss and running back **Ray Strong** scored on a 21-yard run 4:42 into the extra period to decide the 33-27 verdict.

## 49ers 24, Cardinals 21

September 14, 1980 **┆** Candlestick Park

The 49ers drove 80 yards in the final two minutes to tie the game at 21-21, then kicked a field goal on their first overtime possession to win. The Cardinals won the overtime coin toss, but punted following their first possession. The 49ers took the ball 52 yards to the 16-yard line where **Ray Werschling** kicked a 33-yard field goal with 4:12 elapsed in overtime.

## Cowboys 24, Cardinals 21

October 15, 1978 **┆** Busch Stadium

Veteran Card kicker **Jim Bakken** saw a 33-yard game-winning field-goal attempt glance off the left upright with less than three minutes to play in regulation. Dallas won the overtime coin toss and the game 24-21 on a 47-yard field goal by **Ratael Septien** with 3:28 expired.

## Cardinals 23, 49ers 20

October 31, 1976 **┆** Busch Stadium

Despite a San Francisco ground attack that amassed 265 yards, Card kicker **Jim Bakken** atoned for a blocked point-after-touchdown attempt that sent the game into overtime with a field goal in the extra period for a 23-20 Cardinal victory. The Cards won the overtime coin toss and were forced to punt, but running back **Steve Jones** recovered a fumble on the return by 49er **Tony Leonard** at the San Francisco 43-yard line. Card running back **Jim Otis** carried the ball six consecutive times for 39 yards, including a 23-yarder, to set up Bakken's 21-yard game-winner with 6:42 elapsed.

## Cardinals 20, Redskins 17

November 16, 1975 **┆** Busch Stadium

The Cardinals overcame two fourth-quarter deficits to capture undisputed possession of the NFC East lead. The Cards won the coin toss and drove 55 yards to set up **Jim Bakken's** game-winning 37-yard field goal with seven minutes elapsed.

## Cowboys 37, Cardinals 31

September 28, 1975 **┆** Texas Stadium

The Cardinals won the toss. Quarterback **Jim Hart's** pass was intercepted and returned by Dallas linebacker **Lee Roy Jordan** to the Cardinals' 37-yard line. Cowboy quarterback **Roger Staubach** passed to tight end **Billy Joe DuPree** for a three-yard touchdown at 7:53.

# All-NFL/Postseason Awards

## 1960

**All-Pro**  
Jerry Norton, S (AP, UPI)  
Sonny Randle, E (AP, UPI)

## 1961

**All-Pro**  
Jimmy Hill, DHB (NEA)  
Jerry Norton, S (NEA)

## 1963

**All-Pro**  
Bobby Joe Conrad, FL (AP, UPI)  
Len Gray, G (UPI)  
Larry Wilson, S (UPI)

## 1964

**All-Pro**  
Bob DeMarco, C (NEA)  
Pat Fischer, DB (AP, NEA, UPI)  
Ken Gray, G (AP, UPI)  
Dale Meinert, LB (NEA)

## 1965

**All-Pro**  
Ken Gray, G (UPI)

## 1966

**All-Pro**  
Larry Wilson, S (AP, NEA, UPI)

## 1967

**All-Pro**  
Bob DeMarco, C (AP)  
Ernie McMillan, T (NEA)  
Jackie Smith, TE (UPI)  
Larry Wilson, S (AP, NEA)

## 1968

**All-Pro**  
Larry Wilson, S (AP, NEA, UPI)

## 1969

**All-Pro**  
Larry Wilson, S (AP, NEA, UPI)

## 1970

**All-Pro**  
MacArthur Lane, RB (NEA)  
Roger Wehrli, CB (NEA)  
Larry Wilson, S (PFWA)  
**All-NFC**  
MacArthur Lane, RB (UPI)  
Ernie McMillan, T (UPI)  
Larry Stallings, LB (UPI)  
Roger Wehrli (UPI)  
Larry Wilson (AP, UPI)

## 1971

**All-NFC**  
Ernie McMillan, T (UPI)  
Roger Wehrli, CB (UPI)

## 1974

**All-Pro**  
Mel Gray, WR (NEA)  
Roger Wehrli, CB (NEA)  
**All-NFC**  
Jim Hart, QB (AP, UPI, *Sporting News*)  
Roger Wehrli (AP, UPI, *Sporting News*)  
**NFC Player-of-the-Year**  
Jim Hart, QB (UPI)  
Terry Metcalf, RB (New York PFWA)  
**NFL Coach-of-the-Year**  
Don Coryell (AP, *Sporting News*)  
**NFC Coach-of-the-Year**  
Don Coryell (UPI, PFWA)  
(Note: Metcalf was runner-up for NFL MVP by AP and NFC player-of-the-year by UPI.)

## 1975

**All-Pro**  
Jim Bakken, K (AP, NEA, PFWA, *Pro Football Weekly*, *N.Y. News*)  
Dan Dierdorf, T (PFWA, *N.Y. News*)  
Mel Gray, WR (AP, PFWA, *N.Y. News*, *Pro Football Weekly*, *Football News*)  
Terry Metcalf, KR (*Football News*)  
Roger Wehrli, CB (AP, PFWA, *N.Y. News*, *Pro Football Weekly*)

## All-NFC

Jim Bakken, K (AP, *Inside Football Report*, *Pro Football Weekly*, *Sporting News*)  
Tom Banks, C (*Pro Football Weekly*)  
Dan Dierdorf, T (AP, UPI, *Inside Football Report*, *Pro Football Weekly*, *N.Y. News*)  
Mel Gray, WR (AP, UPI, *Inside Football Report*, *Pro Football Weekly*, *N.Y. News*, *Sporting News*)  
Terry Metcalf, RB (AP, UPI, *Inside Football Report*, *Pro Football Weekly*, *N.Y. News*, *Sporting News*); (*Pro Football Weekly* as KR)  
Roger Wehrli, CB (AP, UPI, *Inside Football Report*, *Pro Football Weekly*, *N.Y. News*, *Sporting News*)  
**NFL MVP**  
Terry Metcalf, RB (*N.Y. News*)  
**NFC Coach-of-the-Year**  
Don Coryell (*Inside Football Report*)

## 1976

**All-Pro**  
Jim Bakken, K (AP, NEA, PFWA, *Pro Football Weekly*)  
Tom Banks, C (AP, *Football Digest*)  
Dan Dierdorf, T (AP, NEA, PFWA, *N.Y. News*, *N.Y. Post*)  
Conrad Dobler, G (NEA)  
Roger Wehrli, CB (AP, PFWA)

**Perennial all-pro tackle Dan Dierdorf, now an accomplished color analyst on network television broadcasts of NFL football.**



**All-Pro (Second Team)**

Tom Banks, C (NEA, PFWA)  
Conrad Dobler, G (AP)

**All-NFC**

Jim Bakken, K (AP, UPI, *Sporting News, N.Y. News, Pro Football Weekly*)

Conrad Dobler, G (AP, UPI, *Sporting News*)

Mel Gray, WR (AP, *Sporting News*)

Roger Wehrli, CB (AP, UPI, *Sporting News, Pro Football Weekly, N.Y. News*)

Bob Young, G (N.Y. News)

**NFC Offensive Lineman-of-the-Year**

Dan Dierdorf, T (NFC players)

**1977****All-Pro**

Dan Dierdorf, T (AP, PFWA, NEA)

Roger Wehrli, CB (AP, NEA)

**All-Pro (Second Team)**

Tom Banks, C (AP)

**All-NFC**

Tom Banks, C (UPI, *Sporting News*)

Dan Dierdorf, T (UPI, *Sporting News*)

Bob Young, G (*Sporting News*)

**NFC Offensive Lineman-of-the-Year**

Dan Dierdorf, T (NFC players)

**1978****All-Pro**

Dan Dierdorf, T (AP, NEA, PFWA, *Pro Football Weekly*)

**All-NFC**

Dan Dierdorf, T (*Sporting News, UPI*)

Tom Banks, C (*Sporting News, UPI, Pro Football Weekly*)

Bob Young, G (*Sporting News, Pro Football Weekly*)

**Honorable Mention All-NFC**

Ken Stone, S (UPI)

Pat Tilley, WR (UPI)

Roger Wehrli, CB (UPI)

**All-Rookie NFC**

Ken Greene, S (UPI, *Pro Football Weekly*)

**NFC Offensive Lineman-of-the-Year**

Dan Dierdorf, T (NFC players)

**1979****All-Pro**

Ottis Anderson, RB (AP, PFWA)

Bob Young, G (AP, *Pro Football Weekly*)

**All-NFC**

Ottis Anderson, RB (UPI, *Sporting News, Pro Football Weekly*)

Tom Banks, C (UPI, *Sporting News*)

Roy Green, KR (*Sporting News, Pro Football Weekly*)

Roger Wehrli, CB (UPI, *Sporting News, Pro Football Weekly*)

Bob Young, G (UPI, *Sporting News, Pro Football Weekly*)

**NFL All-Rookie**

Ottis Anderson, RB (*Pro Football Weekly, UPI, Football Digest*)

Joe Bostic, T (*Football Digest*)

**NFL Player-of-the-Year**

Ottis Anderson, RB (AP, UPI, *Sporting News, Pro Football Weekly, PFWA, Football Digest, Offense-N.Y. News*)

**NFC Rookie-of-the-Year**

Ottis Anderson, RB (UPI, *Sporting News*)

**1980****All-Pro**

Pat Tilley, WR (*Sports Illustrated*)

Dan Dierdorf, T (NEA)

**NFL All-Rookie**

Rush Brown, T (UPI, *Pro Football Weekly, Football Digest*)

**All-NFC (Second Team)**

Ottis Anderson, RB (AP, UPI)

Dan Dierdorf, T (AP, UPI)

Pat Tilley, WR (UPI)

**1981****All-Pro**

Roy Green, WR/DB (*Sports Illustrated*)

**All-NFC**

Roy Green, WR/DB (*Pro Football Weekly*)

**NFL All-Rookie**

Neil Lomax, QB (UPI, PFWA, *Football Digest, Pro Football Weekly*)

E.J. Junior, LB (UPI, *Football Digest, Pro Football Weekly*)

Carl Birdsong, P (UPI)

Stump Mitchell, RB (*Pro Football Weekly*)

Greg LaFleur, TE (PFWA, *Football Digest*)

**1982****NFL All-Rookie**

Luis Sharpe, T (*Pro Football Weekly, PFWA, Football Digest*)

Tootie Robbins, T (*Football Digest, Pro Football Weekly, PFWA*)

Benny Perrin, S (*Pro Football Weekly, PFWA*)

**1983****All-Pro**

Roy Green, WR (AP, NEA, PFWA, *Football Digest, Pro Football Weekly, Sporting News, College & Pro Football Newsweekly, Football Digest*)

Carl Birdsong, P (UPI, *Pro Football Weekly*)

Roy Green, WR (UPI, *Pro Football Weekly*)

**All-NFC**

Carl Birdsong, P (UPI, *Pro Football Weekly*)

Roy Green, WR (UPI, *Pro Football Weekly*)

**1984****All-Pro**

Roy Green, WR (AP, NEA, PFWA, *Sporting News, College & Pro Football Newsweekly, Pro Football Weekly, Football Digest, Seagram Sports Award*)

E.J. Junior, ILB (AP, NEA, PFWA, *Football Digest*)

**All-NFC**

Roy Green, WR (UPI, *Pro Football Weekly*)

E.J. Junior, ILB (UPI)

Curtis Greer, DE (UPI)

Stump Mitchell, KR (UPI, *Pro Football Weekly*)

Randy Clark, C (NEA)

Luis Sharpe, T (UPI)

Neil Lomax, QB (UPI)

**1985****All-NFC**

E.J. Junior, ILB (UPI)

**All-Rookie**

Lance Smith, T (UPI)

Freddie Joe Nunn, OLB (UPI, *Football Digest*)

Linnie Young, S (UPI, *Football Digest*)

**1986****All-Pro (Second Team)**

Leonard Smith, SS (AP, UPI, NEA)

Vai Sikaheima, PR-KR (AP)

**All-NFC**

Vai Sikaheima, PR-KR (*Pro Football Weekly*)

Ron Wolley, Special Teams (PFWA)

**All-Rookie**

Gene Chilton, C (*Pro Football Weekly*)

Vai Sikaheima, PR-KR (*Pro Football Weekly*)

John Lee, K (PFWA, *Pro Football Weekly*)

**1987****All-Pro**

J.T. Smith, WR (*Pro Football Weekly, Sporting News*)

Ron Wolley, special teams (*Pro Football Weekly*)

Vai Sikaheima, KR (AP)

**All-Pro (Second Team)**

Robert Awalt, TE (NEA)

Luis Sharpe, T (UPI)

J.T. Smith, WR (AP, *Sporting News*)

**NFL All-Rookie**

Robert Awalt, TE (UPI, PFWA, *Pro Football Weekly, Football Digest*)

Todd Peat, G (UPI, PFWA, *Pro Football Weekly, Football Digest*)

**All-NFC**

Leonard Smith, SS (*Football News*)

J.T. Smith, WR (UPI)

**All-NFC (Second Team)**

Neil Lomax, QB (UPI)

**NFL Rookie-of-the-Year**

Robert Awalt, TE (*Sporting News*)

**NFC Rookie-of-the-Year**

Robert Awalt, TE (UPI)

**1988****All-Pro (Second Team)**

Luis Sharpe, T (AP)

**All-Pro (Honorable Mention)**

Derek Kennard, C (AP)

Freddie Joe Nunn, DE (AP)

Lonnie Young, FS (AP)

**All-NFC**

Luis Sharpe, T (UPI)

**All-NFC (Second Team)**

Freddie Joe Nunn, DE (UPI)

**1989****All-Pro (Second Team)**

Rich Camarillo, P (AP)

**All-NFC**

Tim McDonald, S (UPI, *Pro Football Weekly*)

Ron Wolley, special teams (*Pro Football Weekly*)

**All-NFC Second Team**

Rich Camarillo, P (UPI)

**All-Rookie**

Eric Hill, LB (UPI, *Pro Football Newsweekly, Pro Football Weekly, Football Digest*)

Joe Wolf, T (UPI, *Pro Football Newsweekly, Pro Football Weekly, Football Digest*)

Jim Wahler, DT (*Pro Football Newsweekly, Pro Football Weekly*)

**1990****All-Pro (Second Team)**

Luis Sharpe, T (AP)

Rich Camarillo, P (UPI)

**NFL Rookie-of-the-Year**

Johnny Johnson, RB (*Football Digest*)

**NFL Offensive Rookie-of-the-Year**

Johnny Johnson, RB (*College & Pro Football Newsweekly*)

**NFL All-Rookie**

Johnny Johnson, RB (UPI, PFWA, *Pro Football Weekly, College & Pro Football Newsweekly, Football Digest, Football News*)

Ricky Proehl, WR (UPI, PFWA, *Pro Football Weekly, College & Pro Football Newsweekly, Football Digest*)

(All-NFL/Postseason Awards  
continued on page 310)

**(All-NFL/Postseason Awards continued from page 309)**

**1991**

**All-Pro**  
Tim McDonald, SS (AP)  
**All-Pro (Second Team)**  
Tim McDonald, SS (NEA)  
**NFL All-Rookie Team**  
Aeneas Williams, CB (PFWA, *College & Pro Football Newsweekly*, *Pro Football Weekly*, *Football News*, *Football Digest*)  
**All-NFC**  
Rich Camarillo, P (UPI, *Pro Football Weekly*)  
Tim McDonald, SS (*Pro Football Weekly*, *Football News*)

**1992**

**All-Pro**  
Rich Camarillo, P (PFWA, *Pro Football Weekly*, AP)  
Tim McDonald, SS (NEA)  
**All-Pro (Second Team)**  
Rich Camarillo, P (NEA)  
Tim McDonald, SS (AP, *College & Pro Football Newsweekly*)  
**All-NFC**  
Rich Camarillo, P (UPI)  
Johnny Bailey, KR (UPI)  
**Golden Toe Award**  
Rich Camarillo, P

**1993**

**All-Pro (Second Team)**  
Rich Camarillo, P (AP, *College & Pro Football Newsweekly*)  
**All-NFC**  
Rich Camarillo, P (UPI, *Football News*)

**1994**

**All-Pro**  
Aeneas Williams, CB (*Sports Illustrated*, *USA Today*)  
Jeff Feagles, P (*USA Today*)  
**All-Pro (Second Team)**  
Aeneas Williams, CB (AP, *College & Pro Football Newsweekly*, *Football Digest*)  
**All-NFC**  
Aeneas Williams, CB (*Football News*, UPI)  
**All-NFC (Second Team)**  
Seth Joyner, LB (UPI)  
**All-Rookie**  
Anthony Redmon, G (*Football News*, *Pro Football Weekly*, PFWA)

**1995**

**All-Pro**  
Larry Centers, RB (*Sports Illustrated*)  
Eric Swann, DT (*The Sporting News*)  
Aeneas Williams, CB (AP, *College & Pro Football Newsweekly*, *Pro Football Weekly*, PFWA, *The Sporting News*, *USA Today*)  
**All-Pro (Second Team)**  
Larry Centers, RB (*College & Pro Football Newsweekly*)  
Jeff Feagles, P (*Football Digest*)  
Eric Hill, LB (*Football Digest*)  
Aeneas Williams, CB (*Football Digest*)  
**All-NFC**  
Jeff Feagles, P (*Football News*, UPI)  
Aeneas Williams, CB (*Football News*, UPI)  
**All-NFC (Second Team)**  
Eric Swann, DT (UPI)

**1996**

**All-Pro**  
Larry Centers, FB (AP, *Football Digest*, *Sports Illustrated*)  
Eric Swann, DT (*College & Pro Football Newsweekly*)  
Aeneas Williams, CB (*Pro Football Weekly*, PFWA)  
**All-Pro (Second Team)**  
Aeneas Williams, CB (*Football Digest*)  
**All-NFC**  
Lomas Brown, T (*Football News*)  
Aeneas Williams, CB (*Football News*, UPI)  
**All-NFC (Second Team)**  
Seth Joyner, LB (UPI)  
Simeon Rice, DE (UPI)  
Eric Swann, DT (UPI)  
**All-Rookie**  
Simeon Rice, DE (*College & Pro Football Newsweekly*, *Football News*, *Pro Football Weekly*, PFWA)  
Aaron Graham, C (*Pro Football Weekly*, PFWA)  
**Defensive Rookie-of-the-Year**  
Simeon Rice, DE (AP, *Pro Football Weekly*, PFWA, *College & Pro Football Newsweekly*)  
**NFC Rookie-of-the-Year**  
Simeon Rice, DE (UPI)

**1997**

**All-Pro**  
Aeneas Williams, CB (AP, *Sports Illustrated*, *Pro Football Weekly*, *The Sporting News*, *Football Digest*, *USA Today*)  
Rob Moore, WR (AP, *Sports Illustrated*, *Pro Football Weekly*, *College & Pro Football Weekly*, *Football Digest*)  
**All-Pro (Second Team)**  
Aeneas Williams, CB (*College & Pro Football Weekly*)  
**All-NFC**  
Rob Moore, WR (*Pro Football Weekly*)  
Aeneas Williams, CB (*Pro Football Weekly*, *Football News*)

**All-Rookie**  
Jake Plummer, QB (*Pro Football Weekly*, *College & Pro Football Weekly*, *Football News*)  
Mark Smith, DT (*College & Pro Football Weekly*)

**1998**

**All-Pro (Second Team)**  
Kwamie Lassiter, FS (*College & Pro Football Weekly*)  
**All-Rookie**  
Andre Wadsworth, DE (*College & Pro Football Newsweekly*, *Pro Football Weekly*, *Football Digest*)  
Corey Chavous, CB (*College & Pro Football Newsweekly*)

**1999**

**All-Pro (Second Team)**  
Simeon Rice, DE (AP, *Football Digest*)


**2000**

**All-Pro**  
Pat Tillman, S (*Sports Illustrated*)  
**All-Pro (Second Team)**  
Scott Player, P (*Pro Football Weekly*)  
MarTay Jenkins, KR (*Football Digest*)  
**All-NFL (First Team)**  
Scott Player, P (*Football News*)

**2001**

**All-Pro**  
David Boston, WR (*Associated Press*, *Sports Illustrated*, *Pro Football Weekly*, *The Sporting News*)  
**All-Pro (Second Team)**  
David Boston, WR (*Football Digest*, *College & Pro Football Newsweekly*)  
**All-Rookie (First Team)**  
Leonard Davis, G (*Pro Football Weekly*, *Football News*)  
Arnold Jackson, PR (*Football News*)  
**All-NFC (First Team)**  
David Boston, WR (*Pro Football Weekly*, *Football News*)

**Cornerback Aeneas Williams, a Pro Bowl regular as a Cardinal.**



# The Last Time

## Individual

### 500 Yards Passing

By Cardinals: 522 by Boomer Esiason at Washington, Nov. 10, 1996-OT (35 comp., -59 att.).

By Opponent: Nore.

### 400 Yards Passing

By Cardinals: 436 by Jake Plummer vs. Detroit, Nov. 18, 2001 (36 comp., 62 att.).

By Opponent: 429 by Dan Marino vs. Miami, Sept. 30, 1984 (24 comp., -37 att.).

### Four Single-Game TD Passes

By Cardinals: Jake Plummer vs. Detroit, Nov. 18, 2001.

By Opponent: Drew Bledsoe vs. New England, Oct. 31, 1999.

### 200 Single-Game Yards Rushing

By Cardinals: 214 by LeShon Johnson at New Orleans, Sept. 22, 1996.

By Opponent: 216 by Corey Dillon at Cincinnati, Dec. 3, 2000.

### Three Single-Game Touchdowns

By Cardinals: Mario Bates at Minnesota, Jan. 10, 1999 (1, 1, 1 yards).

Jake Plummer at Wash., Nov. 22, 1998 (1, 10, 1 yards).

By Opponent: Travis Prentice vs. Cleveland, Oct. 8, 2000 (1, 1, 6 yards).  
\*NFC Divisional Playoff

### Two Receiving Touchdowns

By Cardinals: David Boston at Carolina, Dec. 30, 2001.

By Opponent: Tim Brown at Oakland, Dec. 2, 2001.

### Three Receiving Touchdowns

By Cardinals: Rob Moore vs. Washington, Dec. 7, 1997 (4, 29, 47 yards).

By Opponent: Michael Westbrook at Wash., Nov. 22, 1998 (15, 12, 11 yards).

### Four Single-Game Touchdowns

By Cardinals: Ronald Moore vs. L.A. Rams, Dec. 5, 1993 (4 rush).

By Opponent: Dorsey Levens at Green Bay, Jan. 2, 2000 (4 rush).

### Four Receiving Touchdowns

By Cardinals: J.T. Smith at Washington, Oct. 8, 1989.

By Opponent: Earnest Gray vs. N.Y. Giants, Sept. 7, 1980.

### Three Single-Game Interceptions

By Cardinals: 4, Kwamie Lassiter vs. San Diego, Dec. 17, 1998.

3, Ronald McKinnon vs. Chicago, Oct. 11, 1998.

By Opponent: Champ Bailey vs. Washington, Oct. 17, 1999.

### Punt Return For Touchdown

By Cardinals: Johnny Bailey at Washington, Sept. 12, 1993, 58 yards (Reggie Roby punt).

By Opponent: Wane McGarity at Dallas, Oct. 22, 2000, 64 yards (Scott Player punt); Wane McGarity vs. Dallas, Sept. 10, 2000, 59 yards (Scott Player punt).

### Kickoff Return For Touchdown

By Cardinals: MarTay Jenkins at Minnesota, 88 yards (Mitch Berger kick).

By Opponent: Basil Mitchell at Green Bay, Jan. 2, 2000, 88 yards (Chris Jacke kickoff); Henry Jones vs. Buffalo, Dec. 19, 1999, 37 yards (Chris Jacke onside kickoff).

### Interception Return For Touchdown

By Cardinals: Adrian Wilson at Washington, Jan. 6, 2002, 61 yards (Tony Banks pass); Ronald McKinnon vs. Dallas, Dec. 23, 2001, 24 yards (Quincy Carter pass); Fred Wakefield vs. Detroit, Nov. 18, 2001 (Charlie Batch pass).

By Opponent: Dexter Coakley at Dallas, Oct. 28, 2001, 10 yards (Jake Plummer pass).

### Fumble Return For Touchdown

By Cardinals: Ronald McKinnon at Carolina, Dec. 30, 2001, 25 yards (Richard Huntley fumble); Kyle Vanden Bosch at Philadelphia, Oct. 7, 2001, 9 yards (Donovan McNabb fumble).

By Opponent: Terry Fair vs. Detroit, Nov. 14, 1999, 35 yards (Michael Pittman fumble); Greg Ellis at Dallas, Oct. 3, 1999, 32 yards (Jake Plummer mishandled center snap).

## Blocked Punt

By Cardinals: J.J. McCleskey at Washington, Sept. 14, 1997 (Matt Turk punt); Tony McCombs vs. N.Y. Giants, Oct. 12, 1997 (Brad Maynard punt).

By Opponent: Ricky Bell vs. Chicago, Oct. 11, 1998 (Scott Player punt).

## Blocked Punt Return For Touchdown

By Cardinals: Tommy Bennett at Washington, Sept. 14, 1997

(Matt Turk punt, recovered in end zone).

By Opponent: Alshermont Singleton at Tampa Bay, Sept. 28, 1997

(Jeff Feagles punt, recovered in end zone).

## Blocked Field Goal For Touchdown

By Cardinals: Aeneas Williams (Seth Joyner block) at Carolina, Nov. 19, 1995, 72 yards (John Kasay kick).

By Opponent: Mike Bass (Verlon Biggs block) at Washington, Sept. 24, 1972, 32 yards (Jim Bakken kick).

## Safety

By Cardinals: Punter Matt Turk steps out of end zone vs. Washington, Nov. 8, 1998; punter Brad Maynard steps out of end zone vs. N.Y. Giants, Dec. 6, 1998.

By Opponent: Punter Scott Player intentionally steps out of end zone at N.Y. Giants, Nov. 21, 1999.

## Blocked Field-Goal Attempt

By Cardinals: Fred Wakefield at Oakland, Dec. 2, 2001 (Sebastian Janikowski 41-yard attempt)

By Opponent: Christian Peter vs. N.Y. Giants, Oct. 10, 1999 (Chris Jacke 34-yard attempt)

## Missed Point-After-Touchdown

By Cardinals: Cary Blanchard at Cincinnati, Dec. 3, 2000.

By Opponent: David Akers vs. Philadelphia, Oct. 15, 2000.

## Two-Point Conversion

By Cardinals: Jake Plummer run at Oakland, Dec. 2, 2001.

By Opponent: Stephen Davis run at Washington, Jan. 6, 2002.

## Six Field Goals

By Cardinals: Jim Bakken at Atl., Dec. 9, 1973 (35, 46, 35, 31, 37, 28 yards).

By Opponent: Never has happened.

## Five Field Goals

By Cardinals: Jim Bakken at Green Bay, Sept. 29, 1976

(28, 41, 32, 30, 36 yards)

By Opponent: Ryan Longwell vs. Green Bay, Sept. 24, 2000

(38, 47, 48, 37, 22 yards).

## Four Field Goals

By Cardinals: Bill Gramatica at Oakland, Dec. 2, 2001 (23, 26, 33, 36 yards).

By Opponent: Ryan Longwell vs. Green Bay, Sept. 24, 2000

(38, 47, 48, 37, 22 yards).

## Three Field Goals

By Cardinals: Cedric Oglesby at Carolina, Dec. 30, 2001 (41, 18, 26 yards).

By Opponent: Todd Peterson vs. K.C., Oct. 21, 2011 (49, 29, 33 yards).

## Three Interceptions

By Cardinals: Kwamie Lassiter vs. San Diego, Dec. 27, 1998.

By Opponent: Never has happened.

## Two Interceptions

By Cardinals: Kwamie Lassiter vs. Detroit, Nov. 18, 2001.

By Opponent: Rob Burnett vs. Baltimore, Dec. 17, 2000.

## Four Quarterback Sacks

By Cardinals: Curtis Greer vs. Philadelphia, Dec. 18, 1983 (4.5 sacks).

By Opponent: Reggie White vs. Philadelphia, Nov. 2, 1986 (3.5 sacks).

## Three Quarterback Sacks

By Cardinals: Simeon Rice at Philadelphia, Nov. 19, 2000.

By Opponent: Keith Hamilton vs. N.Y. Giants, Nov. 26, 2000.

## Six Touchdown Passes

By Cardinals: Charley Johnson vs. New Orleans, Nov. 2, 1969.

By Opponent: Bob Griese vs. Miami, Nov. 24, 1977.

(The Last Time continued on page 312)

(The Last Time continued from page 311)

### Five Touchdown Passes

By Cardinals: Charley Johnson vs. New Orleans, Nov. 2, 1969 (six).  
By Opponent: Bob Griese vs. Miami, Nov. 24, 1977 (six).

### Four Touchdown Passes

By Cardinals: Jake Plummer vs. Detroit, Nov. 18, 2001.  
By Opponent: Drew Bledsoe vs. New England, Oct. 31, 1999.

### Three Touchdown Passes

By Cardinals: Jake Plummer vs. Detroit, Nov. 18, 2001 (four).  
By Opponent: Rich Gannon at Oakland, Dec. 2, 2001.

### 200 Yards Receiving

By Cardinals: 212, Jackie Smith vs. Pitt., Oct. 13, 1963 (9 receptions, 2 TD).  
By Opponent: 203, Kevin Williams vs. Dallas, Dec. 24, 1995 (9 receptions).

### 100 Yards Receiving

By Cardinals: 127, David Boston at Carolina, Dec. 30, 2001 (7 rec., 2 TD).  
By Opponent: 153, Johnnie Morton vs. Detroit, Nov. 18, 2001 (7 rec.).

### 100 Yards Rushing

By Cardinals: 107, Michael Pittman vs. Cleveland, Oct. 8, 2000 (16 att.).  
By Opponent: 148, Stephen Davis at Washington, Jan. 6, 2002 (38 att.).

### Two 100-Yard Receivers

By Cardinals: Rob Moore, 120 yards/Frank Sanders, 118 yards at Green Bay, Jan. 2, 2000.  
By Opponent: Cris Carter, 119 yards/Randy Moss, 104 yards at Minnesota, Nov. 12, 2000.

### Two 100-Yard Rushers

By Cardinals: 126 yards, Otis Anderson 102 yards, Wayne Morris at New Orleans, Oct. 5, 1980.  
By Opponent: 104 yards, George Rogers/103 yards, John Riggins at Washington, Oct. 7, 1985.

### Three Rushing Touchdowns

By Cardinals: \*Mario Bates at Minnesota, Jan. 10, 1999 (1, 1, 1 yards).  
\*Jake Plummer at Wash., Nov. 22, 1998 (1, 10, 1 yards).  
By Opponent: Travis Prentice vs. Cleveland, Oct. 8, 2000 (1, 1, 5 yards).  
\*NFC Divisional Playoff

### Two Rushing Touchdowns

By Cardinals: Mario Bates at Atlanta, Dec. 26, 1999.  
By Opponent: Fred Taylor at Jacksonville, Dec. 10, 2000.

### 300 Yards Passing

By Cardinals: 334, Jake Plummer vs. Detroit, Nov. 18, 2001 (21-33).  
By Opponent: 308, Doug Flutie at San Diego, Dec. 9, 2001 (33-44).

### 100-Yard Rusher/100-Yard Receiver

By Cardinals: Adrian Murrell, 174 yards rushing/Rob Moore, 109 yards receiving at Philadelphia, Dec. 13, 1998.  
By Opponent: Fred Taylor, 137 yards rushing/Jimmy Smith, 147 yards receiving at Jacksonville, Dec. 10, 2000.

### 100-Yard Rusher/Two 100-Yard Receivers

By Cardinals: Johnny Johnson, 103 yards rushing/Ernie Jones, 117 yards receiving/Roy Green, 120 yards receiving vs. Green Bay, Nov. 18, 1990.  
By Opponent: Robert Smith, 117 yards rushing/Cris Carter, 119 yards receiving/Randy Moss, 104 yards receiving at Minnesota, Nov. 12, 2000.

### Two 100-Yard Receivers/300-Yard Passer

By Cardinals: Rob Moore, 120 yards receiving/Frank Sanders, 118 yards receiving/Jake Plummer 396 yards passing at Green Bay, Jan. 2, 2000.  
By Opponent: Cris Carter, 119 yards receiving/Randy Moss, 104 yards receiving, Daunte Culpepper, 302 yards passing at Minnesota, Nov. 12, 2000.

### Two Quarterback Sacks

By Cardinals: Mark Smith vs. Baltimore, Dec. 17, 2000.  
By Opponent: Hugh Douglas vs. Philadelphia, Nov. 4, 2001.

### Two QB Sacks By Teammates

By Cardinals: at Washington, Nov. 22, 1997 (Simeon Rice and Mark Smith).  
By Opponent: at Philadelphia, Nov. 19, 2000 (Brian Dawkins and Jeremiah Trotter).

### Two Opponent Fumble Recoveries

By Cardinals: Michael Bankston at Washington, Oct. 17, 1993.  
By Opponent: Michael Strahan vs. N.Y. Giants, Nov. 26, 2000.

### Two Interceptions By Teammates

By Cardinals: At Washington, Oct. 16, 1994 (Aeneas Williams and James Williams).  
By Opponent: At Baltimore, Nov. 16, 1978 (Bobby Boyd and Lenny Lyles).

## Team

### Shutout

By Cardinals: Phoenix 19, N.Y. Giants 0, Dec. 12, 1992.  
By Opponent: At New England 31, Arizona 0, Sept. 15, 1996.

### Shutout On The Road

By Cardinals: Cardinals 36, at Dallas 0, Nov. 16, 1970.  
By Opponent: Minnesota 28, at Cardinals 0, Oct. 27, 1991.

### Shutout At Home

By Cardinals: Cardinals 19, N.Y. Giants 0, Dec. 12, 1992.  
By Opponent: at New England 31, Cardinals 0, Sept. 15, 1996.

### 500 Yards Total Offense

By Cardinals: 513 vs. New Orleans, Dec. 20, 1998.  
By Opponent: 508 by Washington, Oct. 8, 1989.

### 50 Points Scored By Team

By Cardinals: St. Louis 56 at Minnesota 14, Oct. 6, 1963.  
By Opponent: Philadelphia 52 vs. St. Louis 10, Nov. 8, 1981.

### Over 40:00 Time of Possession (Non-OT)

By Cardinals: 41:31 vs. Cincinnati, Dec. 18, 1994.  
By Opponent: 40:07 at Washington, Jan. 6, 2002.

### Overtime Win At Home

By Cardinals: Sept. 7, 1997 vs. Dallas, 25-22.  
By Opponent: Oct. 19, 1997 at Philadelphia, 13-10.

### Overtime Win On The Road

By Cardinals: Dec. 2, 2001 at Oakland, 34-31.  
By Opponent: Nov. 30, 1997 vs. Pittsburgh, 26-20.

### Tie Game

By Cardinals: Dec. 7, 1986 at Philadelphia, 10-10.

### 40 Points Scored

By Cardinals: Nov. 18, 2001, Arizona 45, Detroit 38.  
By Opponent: Dec. 10, 2000, at Jacksonville 44, Arizona 10.

### 20 First-Quarter Points

By Cardinals: 20, at N.Y. Giants, Nov. 23, 1975.  
By Opponent: 21, at Philadelphia, Sept. 12, 1999.

### 20 Second-Quarter Points

By Cardinals: 20, at Carolina, Dec. 30, 2001.  
By Opponent: 20, vs. Atlanta, Nov. 26, 1995.

### 20 Third-Quarter Points

By Cardinals: 20, vs. N.Y. Giants, Dec. 15, 1974.  
By Opponent: 21, at Washington, Nov. 22, 1998.

### 20 Fourth-Quarter Points

By Cardinals: 24, vs. Detroit, Nov. 18, 2001.  
By Opponent: 21, at Green Bay, Jan. 2, 2000.

### 30 Points In One Half

By Cardinals: 31, second half vs. Detroit, Nov. 18, 2001.  
By Opponent: 35, second half at Green Bay, Jan. 2, 2000.

### Score In Each Quarter

By Cardinals: vs. Dallas, Sept. 10, 2000 (3, 10, 10, 9).  
By Opponent: vs. Atlanta, Sept. 30, 2001 (10, 3, 7, 14).

### Score Touchdown In Each Quarter

By Cardinals: at Washington, Oct. 12, 1998 (17, 14, 7, 7).  
By Opponent: at Jacksonville, Dec. 10, 2000 (10, 17, 10, 7).

### Consecutive Games 12 Or More First Downs Rushing

By Cardinals: 14 at Atlanta, Nov. 28/15 at Philadelphia, Dec. 5, 1982.  
By Opponent: 15 at Cincinnati, Dec. 3/14 at Jacksonville, Dec. 10, 2000.

### Consecutive Games 150 Or More Yards Rushing

By Cardinals: 267 at New Orleans, Nov. 22/150 vs. St. Louis, Nov. 29, 1996.  
By Opponent: 214 at Jacksonville, Dec. 10/177 vs. Baltimore, Dec. 17, 2000.

### No Sacks Allowed/No Interceptions

By Cardinals: Kansas City, Oct. 21, 2001.  
At Carolina, Dec. 30, 2001.  
By Opponent: At San Diego, Nov. 25, 2001.

# Draft History

## Cardinal First-Round Draft Choices

Year	Player, Position	School	Year	Player, Position	School
2002	Wendell Bryant, DT	Wisconsin	1980	Curtis Greer, DE	Michigan
2001	Leonard Davis, T	Texas	1979	Ottis Anderson, RB	Miami (Fla.)
2000	Thomas Jones, RB	Virginia	1978	Steve Little, P/K	Arkansas
1999	David Boston, WR	Ohio State	1978	Ken Greene, DB	Washington State
	L.J. Shelton, T	Eastern Michigan	1977	Steve Pisarkiewicz, QB	Missouri
1998	Andre Wadsworth, DE	Florida State	1976	Mike Dawson, DT	Arizona
1997	Tom Knight, CB	Iowa	1975	Tim Gray, CB	Texas A&M
1996	Simeon Rice, DE	Illinois	1974	J.V. Cain, TE	Colorado
1995	Traded		1973	Dave Butz, DT	Purdue
1994	Jamir Miller, OLB	UCLA	1972	Bobby Moore, WR	Oregon
1993	Garrison Hearst, RB	Georgia	1971	Norm Thompson, DB	Utah
	Ernest Dye, T	South Carolina	1970	Larry Stegert, RB	Texas A&M
1992	Traded		1969	Roger Wehrli, DB	Missouri
1991	Eric Swann	None	1968	MacArthur Lane, RB	Utah State
1990	None		1967	Dave Williams, WR	Washington
1989	Eric Hill, LB	Louisiana State	1966	Carl McAdams, LB	Oklahoma
	Joe Wolf, OL	Boston College	1965	Joe Namath, QB	Alabama
1988	Ken Harvey, OLB	California	1964	Ken Kortas, T	Louisville
1987	Kelly Stouffer, QB	Colorado State	1963	Jerry Stovall, HB	Louisiana State
1986	Anthony Bell, LB	Michigan State		Dun Brumm, E	Purdue
1985	Freddie Joe Nunn, LB	Mississippi	1962	Fate Echols, T	Northwestern
1984	Clyde Duncan, WR	Tennessee		Irv Goode, C	Kentucky
1983	Leonard Smith, CB	McNeese State	1961	Ken Rice, T	Auburn
1982	Luis Sharpe, T	UCLA	1960	Georga Izo, QB	Notre Dame
1981	E.J. Junior, LB	Alabama			

## 2002

(Drafted 12-17-16-15-14-13)

1. Wendell Bryant, DT, Wisconsin
2. Levar Fisher, LB, N. Carolina State
- 3a. Josh McCown, QB, Sam Houston St.
- 3b. Dennis Johnson, DE, Kentucky
4. Nate Dwyer, DT, Kansas
5. Jason McAddley, WR, Alabama
6. Josh Scooby, RB, Kansas State
7. Mike Banks, TE, Iowa State

## 2001

(Drafted 2-3)

1. Leonard Davis, T, Texas
- 2a. Kyle Vanden Bosch, DE, Nebraska
- 2b. Michael Stone, CB, Memphis
3. Adrian Wilson, S, North Carolina State
- 4a. Bill Gramatica, C, South Florida
- 4b. Marcus Bell, DT, Memphis
5. Mario Fatafeh, DT, Kansas State
6. Bobby Newcombe, WR, Nebraska
- 7a. Renaldo Hill, CB, Michigan State
- 7b. Tevita Olahengaua, TE, Brigham Young

## 2000

(Drafted 7-10-9-8)

1. Thomas Jones, RB, Virginia
2. Ray Thompson, OLB, Tennessee
3. Darwin Walker, DT, Tennessee
4. David Barrett, CB, Arkansas
- 5a. Mao Tosi, DL, Idaho
- 5b. Jay Tant, TE, Northwestern
6. Jabari Issa, DL, Washington
7. Sékou Sanyika, OLB, California

## 1999

(Drafted alternately 21-22)

- 1a. David Boston, WR, Ohio State
- 1b. L.J. Shelton, T, Eastern Michigan
2. Johnny Rutledge, LB, Florida
3. Thomas Burke, DE, Wisconsin
4. Joel Makovicka, FB, Nebraska
- 5a. Paris Johnson, S, Miami (O.)
- 5b. Yusuf Scott, G, Arizona
- 6a. Coby Rhinehart, CB, S. Methodist
- 6b. Melvin Bradley, LB, Arkansas
- 6c. Dennis McKinley, FB, Mississippi St.
7. Chris Greisen, QB, N.W. Missouri St.

## 1998

(Drafted alternately 2-3-4-5)

1. Andre Wadsworth, DE, Florida State
2. Corey Chavous, DB, Vanderbilt
3. Anthony Clement, T, S.W. Louisiana
4. Michael Pittman, RB, Fresno State
5. Terry Hardy, TE, Southern Mississippi
6. Zack Waiz, LB, Dartmouth
- 7a. Phil Savoy, WR, Colorado
- 7b. Jomo Cousins, DE, Florida A&M
- 7c. Pat Tillman, LB/DB, Arizona State
- 7d. Ron Janes, FB, Missouri

## 1997

(Drafted alternately 9-12-11-10)

1. Tom Knight, CB, Iowa
2. Jake Plummer, QB, Arizona State
3. Ty Howard, CB, Ohio State
4. Chris Dishman, OL, Nebraska
5. Chad Carpenter, WR, Washington State
- 6a. Rod Brown, FB, North Carolina State
- 6b. Tony McCombs, LB, Eastern Kentucky
7. Mark Smith, DE, Auburn

## 1996

(Drafted alternately 3-2)

1. Simeon Rice, DE, Illinois
2. Laeland McElroy, RB, Texas A&M
3. Johnny McWilliams, TE, S. California
4. Aaron Graham, C, Nebraska
- 5a. James Dexter, T, South Carolina
- 5b. Harry Stamps, T, Oklahoma
- 5c. Dell McGee, CB, Auburn
6. Mike Foley, DT, New Hampshire
7. Jarius Hayes, TE, North Alabama

## 1995

(Drafted alternately 16-15)

1. Traded to Jets for Rob Moore, WR
2. Frank Sanders, WR, Auburn
3. Stoney Case, QB, New Mexico
4. Traded to Jets for Rob Moore, WR
- 5a. Cedric Davis, CB, Tennessee State
- 5b. Lance Scott, C, Utah
- 5c. Tito Paul, DB, Ohio State
6. Anthony Bridges, CB, North Texas State
- 7a. Billy Williams, WR, Tennessee
- 7b. Wesley Leasy, LB, Mississippi State
- 7c. Chad Eaton, DT, Washington State

## 1994

(Drafted alternately 10-9-11)

1. Jamir Miller, OLB, UCLA
2. Chuck Levy, RB, Arizona
3. Rich Braham, G, West Virginia
- 3b. Eric England, DE, Texas A&M
- 4a. Perry Carter, CB, Southern Mississippi
- 4b. John Reece, CB, Nebraska
- 4c. Terry Irving, OLB, McNeese State
5. Anthony Redmon, G, Auburn
6. Terry Samuels, TE, Kentucky
7. Frank Harvey, FB, Georgia

(Draft History continued on page 314)

## 1993

(Drafted alternately 4-3)

- 1a. Garrison Hearst, RB, Georgia
- 1b. Ernest Dye, T, South Carolina
2. Ben Coleman, T, Wake Forest
4. Ronald Moore, RB, Pittsburg State (Kan.)
6. Brett Wallerstedt, LB, Arizona State
7. Will White, S, Florida
- 8a. Chadrick Brown, DE, Mississippi
- 8b. Stevie Anderson, WR, Grambling State

## 1992

(Drafted alternately 7-6-5)

1. Traded to Miami Dolphins Sept. 3, 1991 for Randal Hill, WR.
2. Tony Sacca, QB, Penn State
3. Ed Cunningham, C, Washington
- 4a. Jeff Christy, OL, Pittsburgh
- 4b. Michael Bankston, NG, Sam Houston St.
5. Traded to New Orleans Saints with G Derek Kennard for Robert Massey, CB.
6. Brian Braunerling, T, Oklahoma
7. Derek Ware, TE, Central State (Okla.)
8. Eric Blount, WR, North Carolina
- 9a. David Henson, NG, Arkansas Central
- 9b. Tyrone Williams, WR, Western Ontario
10. Reggie Yarborough, FB, Calif. St.-Fullerton
11. Rob Baxley, T, Iowa
12. Lance Wilson, NG, Texas

## 1991

(Drafted alternately 6-5-4-3)

1. Eric Swann, DL, None
2. Mike Jones, DT, North Carolina State
3. Aeneas Williams, CB, Southern
4. Dexter Davis, CB, Clemson
5. Vance Hammond, DT, Clemson
6. Ed Vega, T, Memphis State
7. Ivory Lee Brown, RB, Arkansas-Pine Bluff
- 8a. Greg Amsler, RB, Tennessee
- 8b. Jerry Evans, TE, Toledo
- 8c. Scott Evans, DE, Oklahoma
9. None
10. Herbie Anderson, CB, Texas A&I
11. Nathan LaDuke, S, Arizona State
12. Jeff Bridwell, QB, California-Davis

## 1990

(Drafted alternately 4-6-5)

1. None. (Exercised in July, 1989 supplemental draft for Timm Rosenbach, QB)
2. Anthony Thompson, RB, Indiana
3. Ricky Proehl, WR, Wake Forest
4. Travis Davis, DL, Michigan State
5. Larry Centers, RB, Stephen F. Austin
6. Tyrone Shavers, WR, Lamar
7. Johnny Johnson, RB, San Jose State
8. Mickey Washington, CB, Texas A&M
9. David Bavaro, LB, Syracuse
10. David Elle, TE, South Dakota
11. Dempsey Norman, WR, St. Francis (Ill.)
- 12a. Donnie Riley, RB, Central Michigan
- 12b. Ken McMichel, LB, Oklahoma

## 1989

(Drafted alternately 10-12-11)

- 1a. Eric Hill, LB, Louisiana State
- 1b. Joe Wolf, OL, Boston College
2. Walter Reeves, TE, Auburn
3. Mike Zandolsky, OL, Washington
4. Jim Wahler, DL, UCLA
- 5a. Richard Tardits, CB, Georgia
- 5b. David Edeen, DE, Wyoming

6. Jay Taylor, CB, San Jose State
7. Rickey Royal, CB, Sam Houston State
8. John Burch, RB, Tennessee-Martin
9. Kendall Trainor, K, Arkansas
10. Chris Becker, P, Texas Christian
11. Jeff Hunter, DE, Albany State (Ga.)
12. Todd Nelson, OL, Wisconsin

## 1988

(Drafted alternately 12-11-14-13)

1. Ken Harvey, OLB, California
2. Tony Jeffery, RB, Texas Christian
3. Tom Tupa, QB/P, Ohio State
4. Michael Brim, CB, Virginia Union
- 5a. Chris Gaines, ILB, Vanderbilt
- 5b. Tony Jordan, RB, Kansas State
6. Jon Phillips, G, Oklahoma
7. Ernie Jones, WR, Indiana
8. Tim Moore, OLB, Michigan State
9. Scott Dill, G, Memphis State
10. Andy Schillinger, WR, Miami (O.)
11. Keith McCoy, DB, Fresno State
12. Chris Carrier, S, Louisiana State

## 1987

(Drafted 6th)

1. Kelly Stouffer, QB, Colorado State
2. Tim McDonald, DB, Southern California
- 3a. Robert Awalt, TE, San Diego State
- 3b. Colin Scotts, DE, Hawaii
4. Rod Saddler, DT, Texas A&M
- 5a. George Swann, RB, Miami (O.)
- 5b. John Bruno, P, Penn State
- 5c. Ilija Jarostchuk, LB, New Hampshire
6. Mark Garalczyk, DT, Western Michigan
- 7a. Tim Peoples, DB, Washington
- 7b. William Harris, TE, Bishop (Tex.)
8. Steve Alvord, DT, Washington
9. Wayne Davis, LB, Alabama
10. Charles Wright, DB, Tulsa
11. Todd Peat, G, Northern Illinois

## 1986

(Drafted alternately 6-5-4-7)

1. Anthony Bell, LB, Michigan State
2. John Lee, K, UCLA
3. Gene Chilton, C, Texas
4. Carl Carter, CB, Texas Tech
5. Jeff Tupper, DE, Oklahoma
7. Eric Swanson, WR, Tennessee
8. Ray Brown, OL, Arkansas State
9. Kent Kafentzis, S, Hawaii
- 10a. Vai Sikahema, FB, Brigham Young
- 10b. Wes Smith, WR, East Texas State
11. Wayne Dillard, LB, Alcorn State
12. Kent Austin, QB, Mississippi

## 1985

(Drafted alternately 18-17-16-20-19)

1. Freddie Joe Nunn, LB, Mississippi
2. Scott Bergold, T, Wisconsin
3. Lance Smith, G, Louisiana State
4. Ron Wolfley, RB, West Virginia
- 5a. K.D. Dunn, TE, Clemson
- 5b. Louis Wong, T, Brigham Young
6. Jay Novacek, WR, Wyoming
8. Rob Monaco, T, Vanderbilt
9. Scott Williams, TE, Georgia
10. Dennis Williams, RB, Furman
11. Ricky Anderson, K, Vanderbilt
12. Lonnie Young, DB, Michigan State

## 1984

(Drafted 17th)

1. Clyde Duncan, WR, Tennessee
2. Doug Dawson, G, Texas
3. Rick McIvor, QB, Texas
4. Martin Bayless, S, Bowling Green
- 5a. Jeff Leiding, LB, Texas
- 5b. John Goode, TE, Youngstown State
6. Rod Clark, LB, Southwest Texas State
7. Quentin Walker, RB, Virginia
- 8a. Falaniko Noga, LB, Hawaii
- 8b. Bob Paulling, K, Clemson
9. John Walker, RB, Texas
10. Mark Smythe, DT, Indiana
11. Kyle Mackey, QB, East Texas State
12. Paul Parker, G, Oklahoma

## 1983

(Drafted alternately 15-16-17-18-19)

1. Leonard Smith, CB, McNeese State
2. Cedric Mack, CB, Baylor
3. Ramsey Darda, DT, Louisiana State
- 4a. Mark Duda, DT, Maryland
- 4b. Lionel Washington, DB, Tulane
5. Steve Bird, WR, Eastern Kentucky
6. George Schmitt, CB, Delaware
7. Carlos Scott, C, Texas
8. Bob Harris, S, Auburn
9. Otis Brown, RB, Jackson State
10. Tim Lucas, LB, California
11. Aaron Williams, RB, Washington
12. James Lane, LB, Alabama State

## 1982

(Drafted alternately 12-11-10-9-8)

1. Luis Sharpe, T, UCLA
2. David Galloway, DE, Florida
- 3a. Benny Perrin, DB, Alabama
- 3b. Rusty Guilbeau, DE, McNeese State
4. Tootie Robbins, T, East Carolina
- 5a. Vance Bedford, DB, Texas
- 5b. Earl Ferrell, RB, E. Tennessee State
6. Craig Shaffer, LB, Indiana State
7. Bob Sebro, T, Colorado
8. Chris Lindstrom, DT, Boston University
9. Darnell Dailey, LB, Maryland
10. Eddie McGill, TE, Western Carolina
11. James Williams, DE, North Carolina A&T
12. Bob Atha, K, Ohio State

## 1981

(Drafted 5th)

1. E.J. Junior, LB, Alabama
2. Neil Lomax, QB, Portland State
3. Jeff Griffin, DB, Utah
4. Steve Rhodes, WR, Oklahoma
5. John Gillen, LB, Illinois
6. Dave Ahrens, LB, Wisconsin
7. Kevin Donnalley, DB, North Dakota State
8. Mike Fisher, WR, Baylor
9. Stump Mitchell, RB, Citadel
- 10a. James Mallard, WR, Alabama
- 10b. Jim Joiner, WR, Miami
11. Mike Sherrod, TE, Illinois
12. Joe Adams, G, Nebraska

## 1980

(Drafted alternately 6-5 & 4)

1. Curtis Greer, DE, Michigan
2. Doug Marsh, TE, Michigan
- 3a. John Sinnott, RT, Brown
- 3b. Charles Baker, LB, New Mexico
4. Rusty Lisch, QB, Notre Dame
5. (Traded to Kansas City)

6. Bill Acker, DT, Texas
7. Ben Apuna, LB, Arizona State
- 8a. Dupree Branch, DB, Colorado State
- 8b. Grant Hudson, DT, Virginia
9. Stafford Mays, DE, Washington
10. Rush Brown, DT, Ball State
11. Delrick Brown, DB, Houston
12. Tyrone Gray, WR, Washington State

## 1979

(Drafted alternately 8 & 7)

1. Otis Anderson, RB, Miami
- 2a. Theotis Brown, RB, UCLA
- 2b. Calvin Favron, LB, Southeast Louisiana
3. Joe Bostic, T, Clemson
4. Roy Green, WR, Henderson State
- 5a. Steve Henry, DB, Emporia State
- 5b. Mark Ball, WR, Colorado State
6. Thomas Lott, RB, Oklahoma
7. Kirk Gibson, WR, Michigan State
8. Larry Miller, LB, Brigham Young
9. Bob Fozier, DE, California
10. Jerry Holloway, TE, Western Illinois
11. Nate Handerson, T, Florida State
12. Rick McBride, LB, Georgia

## 1978

(Drafted alternately 15 & 19-14-13)

- 1a. Steve Little, P/K, Arkansas
- 1b. Ken Greene, DB, Washington State
2. John Barefield, LB, Texas A&I
3. Doug Greene, DB, Texas A&I
- 4a. Gerald Collins, G, Georgia
- 4b. Jim Childs, WR, Calif. Poly-San Luis Obispo
5. Earl Carr, RB, Florida
6. Jack Williams, DE, Bowling Green
7. Dave Stief, WR, Portland State
9. Joe Mosley, TE, Central State (O.)
10. Randall Gill, LB, San Jose State
12. Anthony Clay, LB, South Carolina State

## 1977

(Drafted alternately 12-11-14-13)

1. (Traded to Atlanta)  
Steve Pisarkiewicz, QB, Missouri
2. George Franklin, RB, Texas A&I
3. Kurt Allerman, LB, Penn State
- 3b. Terrell Middleton, RB, Memphis State
4. (Traded to Cincinnati)
- 5a. Ernest Lee, DT, Texas
- 5b. Andy Spiva, LB, Tennessee
6. (Traded to Philadelphia)
7. (Traded to Cleveland)
8. Eric Williams, LB, Southern California
9. Johnny Jackson, DT, Southern
10. Jim LeJay, WR, San Jose State
11. Greg Lee, DB, Western Illinois
12. Rick Fenlaw, LB, Texas

## 1976

(Drafted 22nd)

1. Mike Dawson, DT, Arizona
2. Traded To Buffalo
3. Brad Oates, T, Brigham Young
4. Pat Tilley, WR, Louisiana Tech
5. Wayne Morris, RB, Southern Methodist
6. Traded to San Francisco
7. Phil Rogers, RB, Virginia Tech
8. Randall Burks, WR, S.E. Oklahoma State
9. Traded to Denver
10. Randy Walker, RB, Bethune-Cookman
11. Marty Atkins, S, Texas
12. Traded to Miami
13. Greg Brewton, T, Michigan State
14. Raymond Crosier, DE, Abilene Christian
15. Lee Nelson, S, Florida State
16. Cecil Beard, WR, Fisk
17. Dan Myers, S, Georgia Tech

## 1975

(Drafted 21-20-22)

1. Tim Gray, CB, Texas A&M
2. Jim Garmany, RB, New Mexico State
3. Traded to San Francisco
4. Traded to New Orleans
5. Harvey Goodman, T, Colorado
6. Larry Jameson, DT, Indiana
7. Steve Beard, RB, Baylor
- 8a. John Adams, DT, West Virginia
- 8b. Louis Lauriano, CB, Long Beach State
9. Traded to San Francisco
10. Mike McGraw, LB, Wyoming
11. Jerry Latin, RB, Northern Illinois
12. Ben Jones, WR, Louisiana State
13. Steve Lindgren, DT, Hamline (Minn.)
14. Ritch Bahe, WR, Nebraska
15. Ron Franklin, DT, Boise State
16. Mark Miller, WR, Missouri
17. Ken Monroe, RB, Indiana State

## 1974

(Drafted 7th)

1. J.V. Cain, TE, Colorado
2. Greg Kindle, T, Tennessee State
3. Steve George, T, Houston
- 4a. Dunwood Keeton, DB, Oklahoma
- 4b. Ike Harris, WR, Iowa State
5. Steve Neils, LB, Minnesota
6. Traded to N.Y. Jets
7. Traded to Cleveland
8. Sergio Albert, K, U.S. International
9. Reggie Harrison, RB, Cincinnati
10. Greg Hartle, LB, Newberry (S.C.)
11. Traded to N.Y. Jets
12. Roger Wallace, WR, Bowling Green
13. Jimmy Poulis, RB, Georgia
14. Charles Smith, RB, Yankton (S.D.)
15. Vincent Ancell, DB, Arkansas State
16. Altonzo Emery, RB, Arizona State
17. John Moseley, DB, Missouri

## 1973

(Drafted alternately 5-8-7-6)

1. Dave Butz, DT, Purdue
2. Gary Keithley, QB, Texas-El Paso
- 3a. Fred Sturt, G, Bowling Green
- 3b. Terry Metcalf, RB, Long Beach State
4. Traded to San Diego
5. Tom Braheney, C, Oklahoma
- 6a. Dwayne Crump, DB, Fresno State
- 6b. Phil Andre, DB, Washington
7. Ken Jones, T, Oklahoma
8. Ken Garrett, RB, Wake Forest
9. Ken King, LB, Kentucky
10. Bonnie Sloan, DT, Austin-Peay
11. Dan Sanspre, DE, Auburn
12. Dean Unruh, T, Oklahoma
13. Ed Robinson, DB, Lamar
14. Dan Paiffar, G, Southeast Missouri State
15. Mel Parker, LB, Duke
16. Jim Hart, LB, Montana
17. Eric Crone, QB, Harvard

## 1972

(Drafted alternately 4-5-6)

1. Bobby Moore, WR, Oregon
2. Mark Arneson, LB, Arizona
3. Tom Beckman, DE, Michigan
- 4a. Jeff Lynam, LB, Brigham Young
- 4b. Marlin Imhot, DT, San Diego State
5. Conrad Dobler, G, Wyoming
6. Don Heater, RB, Montana Tech
7. Council Rudolph, DE, Kentucky State
8. Bob Wicks, WR, Utah State
9. Gene Macken, C, South Dakota
- 10a. Eric Washington, DB, Texas-El Paso
- 10b. Mike Franks, QB, E. New Mexico

11. Ron Jones, LB, Arkansas
12. Tommy Gay, DT, Arkansas AM&N
13. Tom Campana, DB, Ohio State
14. Pat McTeer, K, New Mexico State
15. Mark Herman, TE, Yankton (S.D.)
16. Henry Allford, DE, Pittsburgh
17. Kent Carter, LB, Southern California

## 1971

(Drafted 17th)

1. Norm Thompson, DB, Utah
2. Dan Diendorf, T, Michigan
3. Jim Livesay, WR, Richmond
4. Larry Willingham, DB, Auburn
5. Rocky Wallace, LB, Missouri
6. Mal Gray, WR, Missouri
7. Jim Cooch, DB, Colorado
8. Ron Yankowski, DE, Kansas State
9. Mike Savoy, WR, Black Hills (S.D.)
10. Ron Miller, T, McNeese State
11. Rick Ogle, LB, Colorado
12. Tim Von Dulin, QB, Portland State
13. Jeff Allen, DB, Iowa State
14. Doug Klausen, T, Arizona
15. Ted Heiskell, RB, Houston
16. Lawrence Brame, LB, Western Kentucky
17. Preston Watkins, WR, Bluefield State (W.Va.)

## 1970

(Drafted alternately 8-7-6)

1. Larry Stagent, RB, Texas A&M
2. Jim Corrigan, LB, Kent State
- 2b. Chuck Hutchinson, G, Ohio State
- 3a. Charlie Pittman, RB, Penn State
- 3b. Eric Harris, DB, Colorado
- 4a. Greg Lens, DT, Trinity (Tex.)
- 4b. Don Parish, LB, Stanford
- 5a. Tom Lloyd, T, Bowling Green
- 5b. Barry Pierson, DB, Michigan
6. James Manuel, T, Toledo
7. Jim McFarland, TE, Nebraska
- 8a. Tom Banks, C, Auburn
- 8b. Mike Holmgren, QB, Southern California
9. Paul White, RB, Texas-El Paso
10. Tony Plummer, DB, Pacific
11. Mike Siewek, DT, Western Michigan
12. Charles Collins, WR, Kansas State
13. Jack Thomas, G, Mississippi State
14. Ray Groth, WR, Utah
15. Ron Wilson, WR, Illinois
16. Gary Fowler, RB, California
17. Cliff Powell, LB, Arkansas

## 1969

(Drafted 19th)

1. Roger Wehrli, DB, Missouri
2. Roll Kruger, DT, Texas A&M
- 3a. Chip Healy, LB, Vanderbilt
- 3b. Terry Brown, DB, Oklahoma State
4. Bill Rhoades, G, Florida State
- 5a. Walter Shockley, RB, San Jose State
- 5b. Gene Huey, FL, Wyoming
6. Amos Van Pelt, RB, Ball State
7. Traded to Pittsburgh
8. Wayne Mulligan, C, Clemson
9. Cal Snowden, DE, Indiana
10. Gerald Warren, K, North Carolina State
11. Gary Kerl, LB, Utah
12. Howard Taylor, RB, New Mexico State
13. Richard Heinz, DT, Santa Barbara
14. Ed Roseborough, QB, Arizona State
15. Fritz Latham, T, Tuskegee (Ala.)
16. Junior Riggins, RB, Kansas
17. George Hummer, C, Arizona State

(Draft History continued on page 316)

(Draft History continued from page 315)

## 1968

(Drafted alternately 12-13)

1. MacArthur Lane, RB, Utah State
- 2a. Fred Hyatt, FL, Auburn
- 2b. Robert Atkins, DB, Grambling
3. Traded to Green Bay
- 4a. Don Fitzgerald, RB, Kent State
- 4b. Joe Schmiesing, LB, New Mexico State
5. Rocky Rosema, LB, Michigan
6. Frank Lane, LB, Stephen F. Austin
7. Frank Henry, FL, Wake Forest
8. Jerry Daanen, FL, Miami (Fla.)
9. Billy Sinkule, DE, Central Michigan
10. Tom Busch, FL/K, Iowa State
11. Larry Slagle, G, UCLA
12. Vern Emerson, T, Minnesota-Duluth
13. Mack Sauls, DB, Southwest Texas
14. Vic Bender, C, N.W. Louisiana State
15. Dave Lovich, DE, Northwest Louisiana
16. Dan Lankas, LB, Kansas State
17. Robert Lee, FL, Minnesota

## 1967

(Drafted alternately 16-17)

1. Dave Williams, E, Washington
2. Bob Rowa, DE, Western Michigan
3. Vidal Carlin, QB, North Texas State
4. Mike Barnes, DB, Arlington State
- Andy Bowling, LB, Virginia Tech
5. Jamie Rivers, TE, Bowling Green
6. Mike Campbell, HB, Lenoir-Rhyne
7. Joe Randall, K, Brown
8. Mike Gold, T, Utah State
9. Ted Wheeler, TE, West Texas State
10. Lavern Barrs, DB, Furman
11. Ed Marcontelli, G, Lamar Tech
12. Steve Dundas, FL, Pomona
13. Bob Duncum, T, West Texas State
14. Bo Hickey, FB, Maryland
15. Phil Wosilius, LB, Syracuse
16. Phil Spiller, DB, Los Angeles State
17. Terry Bacigalupo, DE, Oklahoma State

## 1966

(Drafted 8th)

1. Carl McAdams, LB, Oklahoma
2. Harold Lucas, T, Michigan State
3. Dave Long, DE, Iowa
4. Gary Snook, QB, Iowa
- \*5. Jack Clancy, FL, Michigan
- \*6. Tim Van Galder, QB, Iowa State
- \*7. Charles Artwright, T, Georgia
- \*8. Dan Golich, E, California
9. Charles Bryant, FL, Allen (S.C.)
10. Mike Ringer, HB, Oklahoma
11. Bobby Williams, HB, Central State (Okla.)
12. Rickey Johnson, T, Clemson
13. James Brown, G, Nebraska
- \*14. LaVerle Pratt, LB, Idaho
15. Darryl Alleman, E, Wyoming
16. Dick Kasperik, G, Iowa State
- \*17. Benny Russell, QB, Louisville
18. Willie Jones, DE, Kansas State
19. Tony Golmont, HB, North Carolina State
20. Tom Gallagher, DE, Indiana

## 1965

(Drafted 12th)

1. Joe Namath, QB, Alabama
2. Dave Simmons, LB, Georgia Tech
- \*3. Ray Ogden, E, Alabama
4. Johnny Roland, RB, Missouri

5. Bob Bonds, HB, San Jose State
- \*6. Glenn Hines, T, Arkansas
7. Frank Roy, E, Utah
8. John Meyer, LB, Notre Dame
- \*9. Jimmy Heidel, HB, Mississippi
- \*10. Chuck Drulis, Jr., E, Duke
11. Bud French, HB, Alabama
12. Glen Sasser, E, North Carolina State
13. Steve Murphy, HB, Northwestern
14. Mike Alford, C, Auburn
15. Harlan Lane, HB, Baylor
16. Carl Silvestri, HB, Wisconsin
17. Mike Melinkovich, T, Grays Harbor J.C. (Wash.)
18. Ed McQuarters, G, Oklahoma
- \*19. Roy Shivers, HB, Utah State
20. Anthony Giacobazzi, E, Iowa

## 1964

(Drafted alternately 2-3)

1. Ken Kortas, T, Louisville
2. Herschel Turner, G, Kentucky
- \*3. Remi Prudhomme, T, Louisiana State
4. Traded to N.Y. Giants
- \*5. Charles Brooks, E, Michigan State
6. Richard Bowman, E, Syracuse
- \*7. Jerry Lamb, E, Arkansas
- 8a. Robert Johnson, E, Wisconsin
- 8b. George Bednar, G, Notre Dame
9. Willie Ross, HB, Nebraska
- \*10. Anthony Lawrence, T, Bowling Green
11. Richard Hard, T, Wenatchee Valley J.C. (Wash.)
12. Rick Sortun, G, Washington
13. Jake Adams, E, Virginia Tech
14. Leonard Slaby, C, Syracuse
15. Clifford Stallings, HB, New Mexico
16. Jack Anderson, RB, Ripon (Wisc.)
- \*17. John Evans, T, Memphis State
18. Dave Hoover, HB, Iowa State
- \*19. Bob Young, T, Howard Payne
20. Ralph Kubinski, G, Missouri

## 1963

(Drafted alternately 2-3)

- 1a. Jerry Stovall, HB, Louisiana State
- 1b. Don Brumm, E, Purdue
- \*2. Bob Reynolds, T, Bowling Green
3. Dan Brabham, DE, Arkansas
- \*3b. Mike Fracchia, HB, Alabama
4. Don Estes, T, Louisiana State
5. Bill Thornton, HB, Nebraska
6. Bob Paremora, HB, Florida A&M
7. Jim Moss, T, South Carolina
8. Jim Cook, G, Oklahoma
- \*9. Willis Crenshaw, HB, Kansas State
10. Jackie Smith, E, Northwest Louisiana
11. Jim Burson, HB, Auburn
- \*12. Chuck Walker, G, Duke
13. Alex Zyskowski, HB, Wichita State
14. Paul Lea, HB, Oklahoma
15. Ed Scrutchins, E, Toledo
16. John Stafkosky, T, Notre Dame
17. Dave Meggyesy, LB, Syracuse
18. Larry Stallings, LB, Georgia Tech
19. Darnell Haney, T, Utah State
- \*20. Bill Clay, E, Arkansas

## 1962

(Drafted alternately 6-5)

- 1a. Fate Echols, T, Northwestern
- 1b. Irv Goode, C, Kentucky
2. Robert Jackson, FB, New Mexico State
3. Charley Bryant, E, Ohio State

- \*4. Roger Kochman, HB, Penn State
5. Bill Rice, E, Alabama
6. John Ellwell, E, Purdue
7. Bill Kirchiro, G, Maryland
- \*8. George Cross, T, Auburn
9. Wilburn Hollis, QB, Iowa
10. George Francovitch, G, Syracuse
11. James Saxton, HB, Texas
12. Bob O'Billovich, HB, Montana State
13. Bill Diamond, G, Miami (Fla.)
14. George Mans, E, Michigan
15. Dick Barlund, E, Maryland
16. Bill Wegener, G, Missouri
17. Don Kasso, HB, Oregon State
18. Don Donatelli, C, Florida State
19. Don Smith, HB, Langston (Okla.)
20. Judge Dickson, HB, Minnesota

## 1961

(Drafted 7th)

1. Ken Rice, T, Auburn
2. Fred Arbanas, E, Michigan State
- \*3. Billy Wilson, T, Auburn
4. Ron McDole, T, Nebraska
5. Glen Bass, E, Carolina College
6. Dale Evans, HB, Kansas State
- \*6b. Dick Thornton, QB, Northwestern
- \*7a. George Hultz, T, Southern Mississippi
- 7b. Al Bemiller, C, Syracuse
8. Marshall Starks, HB, Illinois
- \*9. Charles Graning, HB, Georgia Tech
- \*10. Jim King, T, Clemson
11. Bill Kinnuna, G, Washington
12. Mike Stock, HB, Northwestern
13. Ernie McMilian, Eastern Illinois
14. Bob Elliot, FB, North Carolina
15. Mel West, HB, Missouri
16. Jake Bradley, T, Florida A&M
17. Pat Fischer, HB, Nebraska
18. Art Browning, G, Duke
19. Dick Schnell, T, Wyoming
20. Leo Reed, E, Colorado State

## 1960

(Drafted alternately 2-1)

1. George Izo, QB, Notre Dame
- 2a. Harold Olson, T, Clemson
- 2b. Mike McGee, G, Duke
- 3a. Hugh McInnis, E, Southern Mississippi
- 3b. Charles Elizey, C, Southern Mississippi
- 4a. Willie West, HB, Oregon
- 4b. Silas Woods, E, Marquette
- 5a. Bill Burrell, LB, Illinois
- 5b. George Phelps, HB, Cornell (Ia.)
- 5c. Ed Mazurek, T, Xavier (O.)
6. Jack Lee, QB, Cincinnati
7. Larry Wilson, HB, Utah
8. Wayne Crow, HB, California
9. Dewitt Hoopes, T, Northwestern
- \*10a. Charley Johnson, QB, New Mexico State
- 10b. Paul Oglesby, T, UCLA
11. Robert Towns, HB, Georgia
12. Tom Chapman, E, Detroit
13. Vic Jones, HB, Indiana
- \*14. Bob DeMarco, T, Dayton
15. Frank Mestrik, HB, Marquette
16. Jim Hunt, T, Prairie View
17. Joe Davis, T, The Citadel
18. Bob Haas, HB, Missouri
19. Herman Alexander, T, Findlay (O.)
20. Thomas Day, G, North Carolina A&T

\*Future draft choice

# Draftees By School

<b>A</b>	
Abilene Christian .....	3
Alabama.....	19
Alabama State.....	1
Albany State (Ga.).....	1
Alcorn State.....	1
Alfred.....	1
Allen (South Carolina).....	1
Appalachian State.....	2
Arizona.....	5
Arizona State.....	9
Arkansas.....	17
Arkansas AM&N.....	1
Arkansas Central.....	1
Arkansas State.....	3
Arkansas-Pine Bluff.....	1
Arlington State.....	1
Army.....	1
Auburn.....	21

<b>B</b>	
Baldwin-Wallace.....	1
Bali State.....	2
Baylor.....	14
Bethune-Cookman.....	1
Bishop (Tex.).....	1
Black Hills (S. D.).....	1
Bluefield State (W.Va.).....	1
Boise State.....	1
Boston College.....	2
Boston University.....	2
Bowling Green.....	8
Bradley.....	3
Brigham Young.....	7
Brown.....	4
Bucknell.....	1

<b>C</b>	
Cal-Poly San Luis Obispo.....	1
California State-Fullerton.....	1
California.....	12
California-Davis.....	1
Carolina College.....	1
Central Michigan.....	2
Central State (Okla.).....	3
Cincinnati.....	3
Clemson.....	13
Colorado.....	14
Colorado College.....	1
Colorado Mines.....	1
Colorado State.....	6
Columbia.....	1
Concordia (Minn.).....	1
Cornell.....	1
Cornell (Ia.).....	1

<b>D</b>	
Dartmouth.....	1
Davidson.....	1
Davis & Elkins.....	1
Dayton.....	1
Delaware.....	1
Denison.....	2
Denver.....	1

Detroit.....	3
Drake.....	3
Dubuque.....	3
Duke.....	19

<b>E</b>	
East Carolina.....	1
East New Mexico.....	1
East Tennessee State.....	1
East Texas State.....	3
Eastern Illinois.....	1
Eastern Kentucky.....	3
Eastern Michigan.....	1
Emporia State.....	1
Evansville.....	1

<b>F</b>	
Fairmont State.....	1
Findlay (O.).....	1
Fisk.....	1
Florida.....	9
Florida A&M.....	3
Florida State.....	6
Fordham.....	3
Fresno State.....	6
Furman.....	5

<b>G</b>	
Georgetown.....	1
Georgia.....	17
Georgia Tech.....	11
Grambling State.....	2
Grays Harbor J.C. (Wash.).....	1
Gustavus-Adolphus.....	1

<b>H</b>	
Hamline (Minn.).....	1
Hardin-Simmons.....	6
Harvard.....	2
Hawaii.....	3
Henderson State.....	1
Holy Cross.....	5
Houston.....	4
Howard Payne.....	2

<b>I</b>	
Idaho.....	6
Illinois.....	15
Illinois State.....	1
Illinois Wesleyan.....	1
Indiana.....	22
Indiana State.....	2
Iowa.....	8
Iowa State.....	9

<b>J</b>	
Jackson State.....	1

<b>K</b>	
Kansas.....	9
Kansas State.....	11
Kent State.....	3
Kentucky.....	12
Kentucky State.....	1

<b>L</b>	
Lamar.....	3
Langston (Okla.).....	1
Lehigh.....	2
Lenoir-Rhyne.....	1
Long Beach State.....	2
Loras.....	1
Los Angeles State.....	1
Louisiana State.....	17
Louisiana Tech.....	5
Louisville.....	4
Loyola (N.O.).....	1

<b>M</b>	
Marquette.....	14
Marshall.....	4
Maryland.....	8
McNeese State.....	4
Memphis.....	2
Memphis State.....	4
Merchant Marine Academy.....	1
Miami (Fla.).....	9
Miami (O.).....	8
Michigan.....	11
Michigan State.....	14
Middlebury.....	1
Minnesota.....	13
Minnesota-Duluth.....	1
Mississippi.....	5
Mississippi College.....	1
Mississippi State.....	7
Missouri.....	18
Montana.....	3
Montana State.....	4
Montana Tech.....	1

<b>N</b>	
Navy.....	2
Nebraska.....	15
New Hampshire.....	2
New Mexico.....	6
New Mexico State.....	6
Newberry (S.C.).....	1
None.....	1
North Alabama.....	1
North Carolina.....	13
North Carolina A&T.....	2
North Carolina State.....	10
North Dakota State.....	1
North Texas State.....	4
Northeast Louisiana.....	1
Northeastern.....	1
Northeastern Oklahoma.....	1
Northern Illinois.....	2
Northwest Missouri State.....	1
Northwestern.....	16
Northwest Louisiana.....	1
Northwestern State.....	2
Notre Dame.....	26

(Draftees By School  
continued on page 318)

**(Draftees by School  
continued from page 317)**

**O**

Ohio.....	1
Ohio State.....	16
Oklahoma.....	36
Oklahoma A&M.....	1
Oklahoma State.....	8
Oregon.....	6
Oregon State.....	3

**P**

Pacific.....	2
Pacific Lutheran.....	1
Penn State.....	10
Pennsylvania.....	1
Pittsburg State (Kan.).....	1
Pittsburgh.....	9
Pomona.....	1
Portland State.....	3
Prairie View.....	1
Presbyterian.....	1
Princeton.....	3
Puget Sound.....	1
Purdue.....	11

**R**

Redlands (Calif.).....	1
Rice.....	7
Richmond.....	2
Ripon (Wisc.).....	1
Rutgers.....	2

**S**

Sam Houston State.....	3
San Diego State.....	2
San Francisco.....	5
San Jose State.....	6
Santa Barbara.....	1
Santa Clara.....	7
Southern Methodist.....	14
South Carolina.....	4

South Carolina State.....	1
South Dakota.....	3
South Florida.....	1
Southeast Missouri State.....	2
Southeast Oklahoma State.....	1
Southeast Louisiana.....	4
Southern.....	2
Southern California.....	10
Southern Illinois.....	1
Southern Mississippi.....	7
Southwest Missouri State.....	1
Southwest Texas State.....	2
Southwest Louisiana.....	1
St. Ambrose.....	2
St. Benedict's.....	1
St. Francis (Ill.).....	1
St. John's (Minn.).....	1
St. Louis.....	2
St. Mary's (Calif.).....	2
St. Thomas (Minn.).....	1
Stanford.....	4
Stephen F. Austin.....	3
Syracuse.....	8

**T**

Tampa.....	1
Texas Christian.....	7
Temple.....	2
Tennessee.....	17
Tennessee State.....	2
Tennessee-Chattanooga.....	3
Tennessee-Martin.....	1
Texas.....	21
Texas A&I.....	4
Texas A&M.....	18
Texas Tech.....	8
Texas-El Paso.....	6
The Citadel.....	3
Toledo.....	3
Trinity (Tex.).....	2
Tulane.....	6
Tulsa.....	11
Tuskegee (Alabama).....	1

**U**

U.S. International.....	1
UCLA.....	11
Utah.....	9
Utah State.....	5

**V**

Vanderbilt.....	9
Villanova.....	5
Virginia.....	4
Virginia Tech.....	5
Virginia Union.....	1

**W**



Wabash.....	1
Wake Forest.....	14
Washington.....	16
Washington (Mo.).....	3
Washington State.....	11
Wenatchee Valley J.C. (Wash.).....	1
West Texas State.....	4
West Virginia.....	7
Western Carolina.....	1
Western Illinois.....	2
Western Kentucky.....	2
Western Michigan.....	3
Western Ontario.....	1
Wichita State.....	2
William & Mary.....	5
Wisconsin.....	17
Wofford.....	1
Wooster.....	1
Wyoming.....	10

**X**

Xavier.....	3
-------------	---

**Y**

Yale.....	1
Yankton (S.D.).....	2
Youngstown State.....	1



# Single-Game Bests

## Rushing

### (All 100-yard games)

- 214 ...LeShon Johnson at New Orleans, Sept. 22, 1996 (21 carries)  
 203 ...John David Crow vs. Pittsburgh, Dec. 18, 1960 (24 carries)  
 193 ...Otis Anderson vs. Dallas, Sept. 2, 1979 (21 carries)  
 182 ...Wayne Morris at Minnesota, Nov. 6, 1977 (27 carries)  
 179 ...Stump Mitchell vs. Philadelphia, Dec. 17, 1985 (22 carries)  
 177 ...Otis Anderson vs. Buffalo, Nov. 15, 1981 (27 carries)  
 176 ...Bill Triplett at N.Y. Giants, Oct. 31, 1965 (23 carries)  
 174 ...Adrian Murrell at Philadelphia, Dec. 13, 1998 (32 carries)  
 168 ...Otis Anderson at N.Y. Giants, Nov. 11, 1980 (31 carries)  
 164 ...Otis Anderson vs. Minnesota, Nov. 4, 1979 (25 carries)  
 163 ...Ollie Matson vs. Washington, Nov. 21, 1954  
 162 ...Willis Crenshaw at N.Y. Giants, Dec. 8, 1968 (28 carries)  
 160 ...Ronald Moore vs. Philadelphia, Nov. 7, 1993 (36 carries)  
 158 ...Stump Mitchell vs. New Orleans, Dec. 8, 1985 (28 carries)  
 157 ...John David Crow at Washington, Nov. 20, 1960 (17 carries)  
 156 ...Johnny Johnson vs. N.Y. Giants, Dec. 12, 1992 (36 carries)  
 Otis Anderson vs. Philadelphia, Dec. 18, 1983 (23 carries)  
 155 ...Ollie Matson vs. Washington, Nov. 20, 1957  
 151 ...Otis Anderson vs. Philadelphia, Sept. 28, 1980 (27 carries)  
 148 ...Stump Mitchell vs. Houston, Oct. 27, 1985 (21 carries)  
 147 ...Jim Otis at Chicago, Dec. 14, 1975 (33 carries)  
 146 ...Johnny Johnson at Indianapolis, Dec. 20, 1992 (28 carries)  
 MacArthur Lane vs. Washington, Sept. 27, 1970 (28 carries)  
 Elmer Angsman vs. Green Bay, Oct. 10, 1948  
 145 ...Adrian Murrell at vs. Philadelphia, Sept. 20, 1998 (22 carries)  
 Stump Mitchell at Philadelphia, Dec. 5, 1982 (25 carries)  
 Charley Trippi at Chicago Bears, Dec. 16, 1951  
 143 ...John David Crow vs. Dallas, Oct. 23, 1960 (24 carries)  
 140 ...Otis Anderson vs. N.Y. Giants, Dec. 9, 1979 (29 carries)  
 Jim Otis at Seattle, Sept. 12, 1976 (27 carries)  
 136 ...Anthony Thompson vs. New England, Nov. 25, 1990 (28 carries)  
 Otis Anderson at New England, Dec. 2, 1984 (30 carries)  
 Otis Anderson vs. Minnesota, Oct. 30, 1983 (24 carries)  
 Joe Childress at Philadelphia, Sept. 22, 1963 (29 carries)  
 John David Crow at Washington, Nov. 20, 1960 (15 carries)  
 135 ...Ronald Moore vs. N.Y. Giants, Dec. 26, 1993 (23 carries)  
 Prentice Gaut at Philadelphia, Oct. 1, 1961 (15 carries)  
 134 ...John David Crow at Philadelphia, Oct. 9, 1960 (16 carries)  
 133 ...Michael Pittman vs. Detroit, Nov. 14, 1999 (23 carries)  
 Otis Anderson at Philadelphia, Sept. 25, 1983 (29 carries)  
 Terry Metcalf at Philadelphia, Sept. 16, 1973 (16 carries)  
 132 ...MacArthur Lane vs. New Orleans, Oct. 11, 1970 (16 carries)  
 130 ...Otis Anderson vs. Seattle, Nov. 13, 1983 (29 carries)  
 Otis Anderson at Baltimore, Nov. 22, 1981 (29 carries)  
 Donny Anderson vs. N.Y. Giants, Oct. 28, 1973 (18 carries)  
**Johnny Roland at Washington, Nov. 5, 1967 (25 carries)**  
 Ollie Matson vs. Pittsburgh, Nov. 5, 1955  
 Charley Trippi vs. Washington, Sept. 26, 1949  
 129 ...Stump Mitchell vs. Washington, Dec. 21, 1985 (12 carries)  
 Otis Anderson vs. San Francisco, Dec. 2, 1979 (27 carries)  
 128 ...Sid Edwards vs. Pittsburgh, Nov. 30, 1969 (13 carries)  
 Bill Thornton at Philadelphia, Nov. 22, 1964 (12 carries)  
 126 ...Ronald Moore vs. L.A. Rams, Dec. 5, 1993 (29 carries)  
 Stump Mitchell at Tampa Bay, Oct. 12, 1986 (20 carries)  
 Otis Anderson at New Orleans, Oct. 5, 1980 (22 carries)  
 George Grosvenor vs. Chicago Bears, Nov. 28, 1936  
 125 ...MacArthur Lane at Philadelphia, Oct. 18, 1970 (15 carries)  
 Charley Trippi vs. N.Y. Giants, Oct. 30, 1949  
**124 ...Johnny Roland vs. N.Y. Giants, Sept. 17, 1967 (21 carries)**  
 123 ...Stump Mitchell vs. San Francisco, Sept. 18, 1983 (8 carries)  
 Wayne Morris at Washington, Nov. 19, 1978 (36 carries)  
 122 ...Garrison Hearst at N.Y. Giants, Oct. 8, 1995 (23 carries)\*\*  
 Otis Anderson at Atlanta, Nov. 28, 1982 (20 carries)  
 122 Otis Anderson at Washington, Nov. 1, 1981 (18 carries)  
 Otis Anderson vs. Washington, Dec. 21, 1980 (22 carries)  
**Johnny Roland at Minnesota, Oct. 8, 1967 (17 carries)**  
 121 ...Garrison Hearst at Detroit, Sept. 17, 1995 (22 carries)  
 Donny Anderson vs. N.Y. Giants, Nov. 11, 1972 (22 carries)  
 120 ...Johnny Johnson vs. Dallas, Oct. 14, 1990 (19 carries)  
 119 ...Otis Anderson at Indianapolis, Sept. 16, 1984 (23 carries)  
 Otis Anderson at L.A. Raiders, Dec. 11, 1983 (24 carries)  
 Terry Metcalf vs. Washington, Dec. 10, 1977 (19 carries)  
 Jim Otis at New York Giants, Dec. 12, 1976 (28 carries)  
 118 ...Ronald Moore at Washington, Oct. 16, 1995 (28 carries)  
 John David Crow vs. Dallas, Dec. 9, 1962 (18 carries)  
 117 ...Pat Harder vs. New York Yanks, Nov. 13, 1949  
 116 ...Jim Otis vs. Philadelphia, Oct. 19, 1975 (23 carries)  
**Johnny Roland at N.Y. Giants, Nov. 28, 1971 (24 carries)**  
 Elmer Angsman vs. Detroit, Oct. 23, 1949  
 115 ...Jim Otis at Philadelphia, Nov. 7, 1976 (27 carries)  
 113 ...Otis Anderson vs. San Diego Nov. 20, 1983 (28 carries)  
 Terry Metcalf at Seattle, Sept. 12, 1976 (16 carries)  
 112 ...Otis Anderson at Philadelphia, Nov. 18, 1979 (17 carries)  
 Jerry Latin at Detroit, Dec. 21, 1975 (15 carries)  
 Pat Harder vs., Chicago Bears, Dec. 1, 1946  
 111 ...Otis Anderson at N.Y. Giants, Nov. 18, 1984 (24 carries)  
 Derrick McAdoo at San Francisco, Oct. 18, 1987 (23 carries)  
 Stump Mitchell vs. N.Y. Giants, Dec. 13, 1987 (26 carries)  
 110 ...Stump Mitchell at Cincinnati, Sept. 4, 1988 (22 carries)  
 Stump Mitchell at Tampa Bay, Sept. 18, 1988 (18 carries)  
 Earl Ferrell vs. Cleveland, Oct. 23, 1988 (18 carries)  
 Earl Ferrell at Dallas, Oct. 30, 1988 (19 carries)  
 Otis Anderson at Dallas, Oct. 7, 1984 (25 carries)  
 Otis Anderson vs. N.Y. Giants, Dec. 26, 1982 (30 carries)  
 109 ...Stump Mitchell vs. Miami, Sept. 30, 1984 (20 carries)  
 Otis Anderson vs. Washington, Dec. 12, 1982 (15 carries)  
 Otis Anderson at Houston, Oct. 7, 1979 (16 carries)  
 Otis Anderson at N.Y. Giants, Sept. 9, 1979 (31 carries)  
 Jim Otis vs. San Francisco, Oct. 31, 1976 (23 carries)  
 Jim Otis vs. Washington, Nov. 16, 1975 (23 carries)  
 Terry Metcalf vs. N.Y. Giants, Oct. 5, 1975 (15 carries)  
**Johnny Roland at Washington, Oct. 23, 1956 (20 carries)**  
 Earl Ferrell vs. Washington, Sept. 25, 1988 (19 carries)  
 108 ...Johnny Johnson at N.Y. Giants, Oct. 21, 1990 (30 carries)  
 Stump Mitchell vs. N.Y. Giants, Oct. 24, 1983 (28 carries)  
 107 ...Michael Pittman vs. Cleveland, Oct. 8, 2000 (16 carries)  
 Adrian Murrell vs. Washington, Nov. 8, 1998 (23 carries)  
 Otis Anderson vs. Kansas City, Nov. 23, 1980 (16 carries)  
 Jim Otis vs. Baltimore, Dec. 4, 1976 (29 carries)  
 106 ...Otis Anderson at Kansas City, Oct. 2, 1983 (21 carries)  
**Johnny Roland vs. New Orleans, Dec. 3, 1967 (21 carries)**  
 105 ...Otis Anderson at Washington, Nov. 11, 1979 (25 carries)  
 Otis Anderson at Dallas, Oct. 21, 1979 (20 carries)  
 104 ...Otis Anderson vs. Green Bay, Sept. 29, 1985 (20 carries)  
 Charley Trippi vs. Boston, Oct. 24, 1948  
 103 ...Garrison Hearst vs. Minn., Nov. 12, 1995 (18 carries)\*\*  
 Johnny Johnson vs. Green Bay, Nov. 18, 1990 (15 carries)  
 Charley Trippi vs. Detroit, Nov. 7, 1948  
 102 ...Johnny Johnson vs. San Francisco, Nov. 1, 1992 (26 carries)  
 Otis Anderson at Philadelphia, Dec. 20, 1981 (19 carries)  
 Wayne Morris at New Orleans, Oct. 5, 1980 (22 carries)  
 Donny Anderson vs. Chicago, Oct. 29, 1972 (18 carries)  
 Bill Triplett vs. Cleveland, Dec. 1, 1963 (16 carries)  
 101 ...Jim Otis vs. N.Y. Giants, Oct. 5, 1975 (20 carries)  
 Stump Mitchell vs. Washington, Dec. 6, 1987 (20 carries)  
 Stump Mitchell at Tampa Bay, Dec. 20, 1987 (23 carries)  
 100 ...Otis Anderson at Dallas, Nov. 16, 1980 (31 carries)  
 Terry Metcalf at Atlanta, Dec. 9, 1973 (18 carries)

## Passing

- 522 ...Boomer Esiason at Washington, Nov. 10, 1996 (35-59)\*\*  
 468 ...Neil Lomax at Washington, Dec. 16, 1984 (37-46)  
**465 ...Jake Plummer vs. Dallas, Nov. 15, 1998 (31-56)**  
 457 ...Neil Lomax at San Diego, Sept. 20, 1987 (32-61)  
 431 ...Steve Beuerlein at Seattle, Dec. 19, 1993 (34-53)\*\*  
 428 ...Charley Johnson vs. Pittsburgh, Oct. 13, 1963 (21-42)  
 413 ...Dave Krieg vs. Atlanta, Nov. 26, 1995 (27-43)\*\*  
**396 ...Jake Plummer vs. Green Bay, Jan. 2, 2000 (35-57)**  
**394 ...Jake Plummer vs. New Orleans, Dec. 20, 1998 (32-44)**  
 390 ...Neil Lomax at Philadelphia, Dec. 7, 1986 (30-48)\*\*  
**388 ...Jake Plummer at N.Y. Giants, Nov. 16, 1997 (22-33)**  
 Neil Lomax vs. Dallas, Nov. 11, 1984 (27-52)  
 386 ...Charley Johnson vs. Philadelphia, Dec. 16, 1962 (17-32)  
 385 ...Neil Lomax at Green Bay, Jan. 8, 1983 (32-51)\*  
 384 ...Neil Lomax vs. Philadelphia, Dec. 11, 1988 (29-50)  
 383 ...Chris Chandler at Dallas, Sept. 20, 1992 (28-43)  
 Charley Johnson at Philadelphia, Sept. 19, 1965 (20-43)  
 381 ...Timm Rosenbach vs. N.Y. Giants, Dec. 23, 1990 (23-41)  
 374 ...Charley Johnson vs. New Orleans, Nov. 2, 1969 (20-37)  
 371 ...Charley Johnson vs. Philadelphia, Dec. 13, 1964 (28-49)  
 369 ...Neil Lomax at Atlanta, Nov. 29, 1987 (25-42)  
 367 ...Boomer Esiason vs. Philadelphia, Nov. 24, 1996 (24-43)  
 366 ...Kent Graham vs. St. Louis, Sept. 27, 1996 (37-58)\*\*  
 365 ...Charley Johnson at N.Y. Giants, Nov. 4, 1962 (26-41)  
 361 ...Neil Lomax vs. Washington, Oct. 21, 1984 (20-38)  
 354 ...Neil Lomax at Dallas, Oct. 7, 1984 (19-29)  
 353 ...Neil Lomax vs. N.Y. Giants, Nov. 13, 1988 (23-35)  
 Jim Hart vs. Minnesota, Nov. 11, 1974 (28-42)  
 Jim Hart vs. Pittsburgh, Nov. 10, 1968 (17-40)  
 346 ...Jim Hart vs. Dallas, Oct. 17, 1976 (22-33)  
 344 ...Jim Hart vs. Atlanta, Nov. 9, 1980 (25-43)  
 342 ...Neil Lomax at L.A. Rams, Oct. 2, 1988 (28-43)

**Running back Otis Anderson, the top rusher in Cardinal history.**



- 341 ...Neil Lomax vs. L.A. Rams, Nov. 4, 1984 (34-52)  
 339 ...Kent Graham at Tampa Bay, Sept. 28, 1997 (31-52)  
**337 ...Jake Plummer vs. Washington, Dec. 7, 1997 (19-38)**  
**334 ...Jake Plummer vs. Detroit, Nov. 18, 2001 (21-33)**  
 Steve Beuerlein at San Francisco, Oct. 24, 1993 (26-50)  
 Jim Hart vs. Philadelphia, Dec. 17, 1972 (19-30)  
 333 ...Jim Hart vs. Atlanta, Dec. 17, 1978 (22-40)  
 332 ...Neil Lomax at Washington, Oct. 16, 1988 (26-44)  
 329 ...Jim Hart at Cincinnati, Nov. 25, 1979 (23-38)  
 324 ...Dave Krieg at Dallas, Sept. 24, 1995 (24-33)  
 Jim Hart at L.A. Rams, Nov. 14, 1976 (20-33)  
 323 ...Neil Lomax vs. San Francisco, Nov. 6, 1988 (25-41)  
 322 ...Jim Hart vs. N.Y. Giants, Sept. 7, 1980 (19-31)  
 320 ...Buddy Humphrey vs. N.Y. Giants, Nov. 21, 1965 (22-39)  
 Paul Christman vs. Detroit, Sept. 28, 1947  
 319 ...Neil Lomax at Dallas, Nov. 28, 1985 (28-43)  
**318 ...Jake Plummer at N.Y. Giants, Sept. 3, 2000 (28-49)**  
 317 ...Jay Schroeder at Atlanta, Dec. 24, 1995 (26-42)  
 Jim Hart vs. Green Bay, Oct. 30, 1967 (16-29)  
 315 ...Charley Johnson vs. Philadelphia, Dec. 8, 1963 (14-29)  
 314 ...Neil Lomax at Dallas, Dec. 27, 1987 (28-54)  
 Neil Lomax vs. Tampa Bay, Nov. 8, 1987 (25-36)  
 Jim Hart at Dallas, Sept. 28, 1975 (15-32)  
 313 ...Jim Hart vs. Detroit, Oct. 1, 1967 (19-27)  
 312 ...Tom Tupa vs. New England, Sept. 29, 1991 (17-28)  
 310 ...Charley Johnson at Cleveland, Sept. 26, 1965 (11-19)  
 308 ...Dave Krieg vs. Kansas City, Oct. 1, 1995 (25-41)  
 Neil Lomax vs. Miami, Sept. 30, 1984 (22-37)  
 306 ...Jim Hart vs. Washington, Sept. 23, 1979 (24-43)  
 Charley Johnson at Cleveland, Oct. 26, 1969 (15-30)  
 Charley Johnson at N.Y. Giants, Nov. 1, 1964 (15-29)  
 Pat Coffey vs. Chicago Bears, 1937  
 305 ...Dave Krieg at N.Y. Giants, Oct. 8, 1995 (23-38)\*\*  
 Jim Hart at Wash., Nov. 1, 1981 (24-39)  
 302 ...Charley Johnson vs. Dallas, Dec. 9, 1962 (13-27)  
 301 ...Timm Rosenbach vs. Philadelphia, Dec. 29, 1990 (19-31)  
 Charley Johnson vs. Pittsburgh, Oct. 13, 1963 (21-42)  
 300 ...Neil Lomax vs. N.Y. Giants, Dec. 9, 1984 (23-33)

## Receiving

- 256 ...Sonny Randle at N.Y. Giants, Nov. 4, 1962 (16 rec., 1 TD)  
 212 ...Jackie Smith vs. Pittsburgh, Oct. 13, 1963 (9 rec., 2 TD)  
 198 ...Sonny Randle at Cleveland, Sept. 26, 1965 (7 rec., 3 TD)  
 197 ...John Gilliam at Pittsburgh, Oct. 6, 1969 (10 rec., 1 TD)  
 196 ...Roy Green at Washington, Dec. 16, 1984 (8 rec., 2 TD)  
 192 ...John Gilliam at Cleveland, Oct. 26, 1969 (4 rec., 3 TD)  
**190 ...Frank Sanders vs. Dallas, Nov. 15, 1998 (11 rec., 1 TD)**  
 189 ...Roy Green at Dallas, Oct. 7, 1984 (8 rec., 2 TD)  
 188 ...Rob Moore vs. Pittsburgh, Nov. 30, 1997 (8 rec.)  
**Frank Sanders at N.Y. Giants, Nov. 16, 1997 (9 rec., 1 TD)**  
 187 ...Mel Gray at N.Y. Giants, Oct. 25, 1975 (7 rec., 2 TD)  
**184 ...David Boston at Cincinnati, Dec. 3, 2000 (9 rec., 2 TD)**  
 183 ...Roy Green at Indianapolis, Sept. 15, 1984 (8 rec., 2 TD)  
 Dave Stief vs. Atlanta, Dec. 17, 1978 (9 rec., 1 TD)  
 176 ...Roy Green vs. N.Y. Giants, Nov. 13, 1988 (9 rec., 1 TD)  
 175 ...Taz Anderson vs. Philadelphia, Dec. 16, 1962 (8 rec.)  
 170 ...Roy Green vs. Dallas, Sept. 19, 1982 (10 rec., 1 TD)  
 166 ...Roy Green at Seattle, Sept. 17, 1989 (8 rec., 3 TD)  
 Roy Green vs. Chicago, Oct. 14, 1984 (6 rec.)  
 John Gilliam vs. Philadelphia, Nov. 21, 1971 (6 rec.)  
 165 ...Bob Shaw vs. Baltimore, Oct. 2, 1950 (8 rec., 5 TD)  
 164 ...Dave Williams vs. New Orleans, Nov. 2, 1969 (8 rec. 4 TD)  
 163 ...Roy Green vs. Washington, Oct. 21, 1984 (6 rec., 2 TD)  
 Don Stonesifer vs. Washington, Nov. 21, 1954  
 162 ...Woodley Lewis at Philadelphia, Dec. 15, 1957 (6 rec., 3 TD)  
 160 ...Mal Kutner vs. Detroit, Sept. 28, 1947

\*Playoff Game

\*\*Overtime Game

# Longest Plays

## Rushing

- 83 ....John David Crow vs. Washington, Oct. 4, 1958 (TD)  
 82 ....Elmer Angsman vs. Detroit, Oct. 23, 1949 (TD)  
 80 ....Paddy Driscoll vs. K.C., Oct. 18, 1925 (TD)  
 79 ....Ollie Matson vs. Pittsburgh, Nov. 25, 1956  
 Ollie Matson vs. Washington, Nov. 21, 1954  
 78 ....Charles Belden vs. Frankford, Oct. 25, 1930 (TD)  
 76 ....Otis Anderson vs. Dallas, Sept. 2, 1979 (TD)  
 75 ....Otis Anderson at Philadelphia, Nov. 18, 1979  
 Terry Metcalf at Washington, Sept. 22, 1974 (TD)  
 MacArthur Lane at Philadelphia, Oct. 18, 1970  
 Ollie Matson vs. Pittsburgh, Nov. 28, 1954  
 Mickey McDonald vs. Minneapolis, Oct. 13, 1929 (TD)  
 74 ....Adrian Murrell at Dallas, Jan. 2, 1999#  
 MacArthur Lane vs. New Orleans, Oct. 11, 1970 (TD)  
 72 ....Elmer Angsman vs. Green Bay, Oct. 10, 1948 (TD)  
 71 ....Pat Harder vs. N.Y. Giants, Oct. 17, 1948 (TD)  
 70 ....LeShon Johnson at New Orleans, Sept. 22, 1996 (TD)  
**Johnny Roland at Washington, Nov. 5, 1967**  
 66 ....LeShon Johnson vs. St. Louis, Sept. 27, 1996-OT  
 Willis Crenshaw vs. Cleveland, Dec. 14, 1968 (TD)  
 64 ....Stump Mitchell vs. Washington, Dec. 21, 1985  
 Otis Anderson vs. Washington, Dec. 12, 1982  
 63 ....Bill Triplett at Pittsburgh, Sept. 29, 1963  
 62 ....Terry Metcalf vs. Dallas, Oct. 9, 1977 (TD)  
 Bill Thornton at Philadelphia, Nov. 22, 1964 (TD)  
 61 ....Elmer Angsman vs. Green Bay, Nov. 24, 1946 (TD)  
 60 ....Stump Mitchell vs. Philadelphia, Nov. 17, 1985  
 59 ....Bill Triplett at N.Y. Giants, Oct. 31, 1965 (TD)  
 58 ....Michael Pittman vs. Detroit, Nov. 14, 1999 (TD)  
 57 ....Garrison Hearst vs. New England, Oct. 10, 1993  
 Jerry Latin at Detroit, Dec. 21, 1975 (TD)  
 John David Crow at Washington, Oct. 4, 1964  
 John David Crow vs. Pittsburgh, Dec. 18, 1960  
 56 ....LeShon Johnson at New Orleans, Sept. 22, 1996 (TD)  
 55 ....Bill Thornton at Minnesota, Oct. 6, 1963 (TD)  
 Frank Mestnik vs. Washington, Nov. 5, 1960

**Quarterback Jim Hart, the Cardinals' career passing leader.**



- 54 ....Donny Anderson vs. N.Y. Giants, Oct. 28, 1973  
**Johnny Roland vs. New Orleans, Dec. 3, 1967 (TD)**  
 Prentice Gautt at Philadelphia, Oct. 1, 1961 (TD)  
 52 ....Otis Anderson at N.Y. Giants, Nov. 30, 1980  
 Terry Metcalf at N.Y. Jets, Nov. 23, 1975  
 51 ....Otis Anderson at Dallas, Nov. 16, 1980 (TD)  
 50 ....Terry Metcalf at Philadelphia, Sept. 16, 1973  
**Johnny Roland at Washington, Oct. 23, 1966**  
 John David Crow vs. Dallas, Oct. 23, 1960  
**#NFC Wild Card Playoff**

## Passing-Receiving

- 98 ....Jim Hart to Ahmad Rashad vs. L.A. Rams, Dec. 10, 1972  
 Ogden Compton to Dick Lane at Green Bay, Nov. 13, 1955 (TD)  
 Doug Russell to Gaynell Tinsley vs. Cleveland Browns,  
 Nov. 27, 1938 (TD)  
 97 ....Pat Coffee to Gaynell Tinsley vs. Chicago, Dec. 5, 1937 (TD)  
 93 ....Neil Lomax to Ernie Jones vs. Phila., Dec. 10, 1988 (TD)  
 91 ....M.C. Reynolds to John David Crow at Cleve., Oct. 12, 1958 (TD)  
 86 ....Charley Johnson to Sonny Randle at Dallas, Oct. 28, 1962 (TD)  
 85 ....M.C. Reynolds to Woodley Lewis vs. Wash., Sept. 27, 1959 (TD)  
 84 ....Charley Johnson to John Gilliam at Cleve., Oct. 26, 1969 (TD)  
 83 ....Neil Lomax to Roy Green vs. Wash., Oct. 21, 1984 (TD)  
 Lamar McHan to Gern Nagler vs. Washington, Oct. 6, 1957  
 82 ....Paul Christman to Bill Dewell vs. Chicago Bears, Oct. 6, 1946 (TD)  
 81 ....Gary Hammond to Jackie Smith vs. Dallas, Oct. 13, 1974  
 Frank Tripucka to Fran Polsfoot vs. Wash., Oct. 22, 1950 (TD)  
 80 ....Jim Hart to Earl Thomas at Dallas, Sept. 28, 1975 (TD)  
 Jim Hart to Mel Gray vs. Dallas, Oct. 13, 1974  
 Gary Keithley to Mel Gray at N.Y. Giants, Nov. 18, 1973 (TD)  
 Pete Beathard to Mel Gray at Phila., Dec. 12, 1971 (TD)  
 Jim Hart to Bobby Joe Conrad vs. Pitt., Nov. 10, 1968 (TD)  
 #Charley Johnson to Billy Gambrell vs. Green Bay at Miami,  
 Jan. 5, 1965 (TD)  
 80 ....Ralph Guglielmi to Bill Stacy vs. N.Y. Giants, Oct. 8, 1961 (TD)  
 Paul Christman to Boris Dimanchell vs. Chicago Bears,  
 Dec. 14, 1947 (TD)  
 Ray Malouf to John Hall vs. Green Bay, Oct. 10, 1941 (TD)  
 79 ....Jim Hart to John Gilliam at Detroit, Dec. 6, 1970  
 78 ....Steve Pisarkiewicz to Mel Gray vs. Phila. Oct. 14, 1979 (TD)  
 Jim Hart to MacArthur Lane vs. N.Y. Giants, Dec. 13, 1970 (TD)  
 Charley Johnson to Willis Crenshaw at Cleve., Sept. 26, 1965 (TD)  
 Charley Johnson to Jackie Smith at N.Y. Giants, Nov. 1, 1964 (TD)  
 Charley Johnson to Joe Childress vs. Phila., Dec. 8, 1963 (TD)  
 Sam Etcheverry to Taz Anderson vs. Dallas, Dec. 10, 1961  
 77 ....Tom Tupa to Don Holmes at L.A. Rams, Nov. 19, 1989 (TD)  
 Jim Hart to Mel Gray vs. San Francisco, Oct. 31, 1976 (TD)  
 Charley Johnson to Sonny Randle vs. Phila. Dec. 16, 1961 (TD)  
 76 ....Jim Hart to Jackie Smith vs. New Orleans, Dec. 3, 1967 (TD)  
 75 ....Neil Lomax to Pat Tilley at Baltimore, Nov. 22, 1981  
 Charley Johnson to John Gilliam at Cleve., Oct. 26, 1969 (TD)  
 Lamar McHan to Dick Lane at Chicago Bears, Dec. 9, 1956  
 74 ....Jim Hart to Mel Gray vs. N.Y. Giants, Nov. 5, 1978  
 Jim Hart to Mel Gray at N.Y. Jets, Nov. 23, 1975  
 Jim Hart to Jackie Smith vs. Philadelphia, Oct. 22, 1967 (TD)  
 Charley Johnson to Sonny Randle vs. Dallas, Dec. 9, 1962 (TD)  
 72 ....Chris Chandler to Ernie Jones N.Y.Giants, Oct. 11, 1992 (TD)  
 Tom Tupa to Ernie Jones vs. Dallas, Nov. 12, 1989 (TD)  
 Charley Johnson to Sonny Randle at Cleve., Sept. 26, 1965 (TD)  
 Charley Johnson to Bobby Joe Conrad vs. Dallas, Dec. 9, 1962 (TD)  
 71 ....Dave Brown to Rob Moore at N.Y. Jets, Nov. 7, 1999  
 Neil Lomax to Roy Green at Dallas, Nov. 24, 1983 (TD)  
 Neil Lomax to Pat Tilley vs. San Diego, Nov. 20, 1983 (TD)  
 Tim Van Galder to Jackie Smith at Baltimore, Sept. 17, 1972  
 Jim Hart to Dave Williams vs. Pitt., Nov. 10, 1968 (TD)  
 Charley Johnson to Bobby Joe Conrad at Pitt., Oct. 17, 1965 (TD)  
 70 ....Jake Plummer to David Boston vs. Phila., Oct. 15, 2000 (TD)  
**Jake Plummer to Frank Sanders at N.Y. Giants, Nov. 16, 1997 (TD)**  
 Charley Johnson to Jackie Smith at Phila. Sept. 19, 1965 (TD)  
**#Playoff game**



*Wide receiver Roy Green's 106-yard kickoff return against Dallas in 1979 remains an NFL record.*

## Punting

- 84.....Doug Russell vs. Chicago, Sept. 11, 1938  
 81.....Mike Wood at N.Y. Giants, Dec. 10, 1978  
 75.....Carl Birdsong at Philadelphia, Dec. 20, 1981  
 73.....Rich Camarillo at Dallas, Sept. 20, 1992  
 69.....Jerry Stovall vs. Cleveland, Dec. 1, 1963  
 68.....Jeff Feagles at Minnesota, Dec. 1, 1996  
     Greg Cater at San Francisco, Oct. 18, 1987  
**67.....Scott Player vs. Chicago, Oct. 11, 1998**  
     Carl Birdsong at Tampa Bay, Nov. 10, 1985  
     Chuck Latourette vs. Pittsburgh, Nov. 12, 1967  
 66.....Greg Horne vs. N.Y. Giants, Nov. 13, 1988  
     Carl Birdsong at Green Bay, Sept. 29, 1985  
     Carl Birdsong at Atlanta, Oct. 18, 1981  
     Larry Swider at Baltimore, Oct. 26, 1980  
 65.....Carl Birdsong at Chicago, Dec. 19, 1982

## Punt Returns

- 95.....Frank Bernardi at Washington, Oct. 14, 1956 (TD)  
 88.....Phil Sarboe vs. N.Y. Giants, Oct. 27, 1935 (TD)  
 86.....Chuck Latourette at New Orleans, Sept. 29, 1968 (TD)  
     **Johnny Roland at Philadelphia, Oct. 2, 1966 (TD)**

- 84.....Ken Hall vs. Pittsburgh, Nov. 1, 1959 (TD)  
 82.....Don Paul vs. Philadelphia, Nov. 19, 1950 (TD)  
 78.....Ollie Matson vs. Cleveland, Dec. 11, 1955 (TD)  
 77.....Lee Nelson at Chicago, Dec. 16, 1979  
     Ollie Matson vs. Chicago, Nov. 27, 1955 (TD)  
 76.....Vai Sihakema vs. N.Y. Giants, Dec. 13, 1987 (TD)  
**74.....Johnny Roland at Dallas, Nov. 16, 1970 (TD)**  
     Billy Stacy vs. N.Y. Giants, Nov. 22, 1959 (TD)  
 73.....Bobby Joe Conrad vs. Philadelphia, Oct. 15, 1961 (TD)  
 71.....Vai Sihakema vs. Tampa Bay, Dec. 21, 1986 (TD)  
     John Cochran vs. Green Bay, Nov. 27, 1949 (TD)  
 70.....Willard Harrell at Washington, Nov. 19, 1978 (TD)  
     Jerry Davis vs. N.Y. Giants, Oct. 17, 1948 (TD)  
 69.....Terry Metcalf vs. New England, Nov. 2, 1975 (TD)  
     Bobby Joe Conrad vs. N.Y. Giants, Nov. 22, 1959 (TD)  
 68.....Willard Harrell vs. Pittsburgh, Sept. 16, 1979  
     Jim Burson at San Francisco, Sept. 27, 1964 (TD)  
 67.....Charley Trippi vs. Pitt., Nov. 14, 1948 (TD)  
 65.....Johnny Bailey vs. Dallas, Nov. 22, 1992  
 61.....Vai Sihakema vs. N.Y. Giants, Oct. 5, 1986  
 60.....Vai Sihakema vs. Tampa Bay, Dec. 21, 1986 (TD)  
 58.....Johnny Bailey at Washington, Sept. 12, 1993 (TD)  
 57.....Roy Green vs. Detroit, Dec. 7, 1980 (TD)  
**55.....Arnold Jackson at Oakland, Dec. 2, 2001**  
 54.....Mark Bell at New Orleans, Oct. 5, 1980  
 53.....Vai Sihakema at Washington, Oct. 8, 1989  
 51.....Gary Hammond at N.Y. Giants, Nov. 18, 1973  
 50.....Kevin Williams vs. Philadelphia, Nov. 2, 1997  
     Stump Mitchell vs. Washington, Sept. 20, 1981 (TD)

## Kickoff Returns

- 106.....Roy Green at Dallas, Oct. 21, 1979 (TD)+  
 105.....Frank Seno at N.Y. Giants, Oct. 20, 1946 (TD)  
     Ollie Matson at Washington, Oct. 14, 1956 (TD)  
 103.....George Hoey vs. Philadelphia, Nov. 21, 1971 (TD)  
 102.....Doug Russell vs. Cincinnati, Sept. 23, 1934 (TD)  
 101.....Ollie Matson vs. Pittsburgh, Nov. 23, 1958 (TD)  
 100.....Ollie Matson vs. Chicago, Oct. 5, 1952 (TD)  
     John Gilliam at Green Bay, Dec. 21, 1969 (TD)  
**98.....MarTay Jenkins at Minnesota, Nov. 12, 2000 (TD)**  
 97.....Don Shy vs. Washington, Sept. 23, 1973 (TD)  
 94.....Terry Metcalf vs. Cleveland, Sept. 24, 1974 (TD)  
     Roy Shivers at Cleveland, Sept. 25, 1966 (TD)  
 93.....Terry Metcalf at Washington, Oct. 13, 1975 (TD)  
     +NFL record

## Interception Returns

- 96.....Larry Wilson vs. Cleveland, Dec. 19, 1965 (TD)  
 92.....Leo Sanford at Pittsburgh, Sept. 26, 1955 (TD)  
**91.....Larry Wilson at Philadelphia, Oct. 2, 1966 (TD)**  
 79.....Mike Sensibaugh vs. N.Y. Giants, Oct. 31, 1977 (TD)  
**78.....Kwamie Lassiter vs. Philadelphia, Dec. 5, 1999 (TD)**  
     Carl Allen at Chicago Bears, Dec. 16, 1979  
 72.....Lorenzo Lynch vs. Seattle, Oct. 28, 1996 (TD)\*\*+  
 70.....Tommy Bennett at Philadelphia, Dec. 13, 1998 (TD)  
     Carl Allen vs. Philadelphia, Sept. 28, 1980 (TD)  
 69.....Pat Fischer vs. Philadelphia, Oct. 22, 1965 (TD)  
 68.....Bob Nussbaumer at Green Bay, Oct. 16, 1949  
 67.....Leonard Smith vs. Green Bay, Sept. 29, 1985  
     \*\*+NFL record (Longest OT interception return for a touchdown  
     in NFL history)

## Fumble Returns

- 104.....Aeneas Williams vs. Washington, Nov. 5, 2000 (TD)+  
**88.....Larry Wilson at Green Bay, Dec. 21, 1969 (TD)**  
 85.....Eric Hill at L.A. Rams, Sept. 1, 1991 (TD)  
 83.....Vince Banonis vs. N.Y. Giants, Nov. 30, 1947 (TD)  
 77.....Mark Jackson vs. New Orleans, Oct. 11, 1987 (TD)  
 72.....Steve Neils vs. Cleveland, Oct. 28, 1979 (TD)  
 71.....Ron Yankowski at Washington, Sept. 22, 1974 (TD)  
 62.....Larry Stallings vs. Chicago, Sept. 28, 1969 (TD)  
 58.....Norm Thompson vs. L.A. Rams, Dec. 10, 1972 (TD)  
     +Equals NFL record

# Individual Scoring Records

## Total Points

### Career

- 1,380.....Jim Bakken, 1962-78 (282 FG, 534 PAT)  
 484.....Greg Davis, 1991-96 (116 FG, 136 PAT)  
 439.....Neil O'Donoghue, 1980-85 (86 FG, 181 PAT)  
 414.....Roy Green, 1979-90 (69 TD)  
 389.....Pat Harder, 1946-50 (27 TD, 21 FG, 164 PAT)  
     Bobby Joe Conrad, 1958-68 (42 TD, 14 FG, 95 PAT)  
 360.....Sonny Randle, 1959-66 (60 TD)  
 306.....Ottis Anderson, 1979-86 (51 TD)  
     John David Crow, 1958-64 (51 TD)

### Season

- 117.....Neil O'Donoghue, 1984 (23 FG, 48 PAT)  
     Jim Bakken, 1967 (27 FG, 36 PAT)  
 115.....Jim Bakken, 1964 (25 FG, 40 PAT)  
 110.....Pat Harder, 1948 (6 TD, 7 FG, 53 PAT)  
 109.....Greg Davis, 1995 (30 FG, 19 PAT)  
 102.....John David Crow, 1962 (17 TD)  
     Pat Harder, 1949 (8 TD, 3 FG, 45 PAT)  
     Pat Harder, 1947 (7 TD, 7 FG, 39 PAT)

### Game

- 40.....Ernie Nevers vs. Chicago, Nov. 28, 1929 (6 TD, 4 PAT)  
 30.....Bob Shaw vs. Baltimore, Oct. 2, 1950 (5 TD)  
 27.....Paddy Driscoll vs. Rochester, Oct. 7, 1923 (4 TD, 3 PAT)  
 25.....Bobby Joe Conrad vs. Wash., Sept. 27, 1959 (3 TD, 7 PAT)  
 24.....Ronald Moore vs. L.A. Rams, Dec. 5, 1993 (4 TD)  
     Roy Green vs. Seattle, Nov. 13, 1983 (4 TD)  
**\*NFL Record**

### Opponent/Game

- 24.....Dorsey Levens at Green Bay, Jan. 2, 2000 (4 TD)  
     Emmitt Smith at Dallas, Dec. 16, 1990 (4 TD)  
     Earnest Gray vs. N.Y. Giants, Sept. 7, 1980 (4 TD)

## Touchdowns

### Career

- 69.....Roy Green, 1979-90  
 60.....Sonny Randle, 1959-66  
 51.....Ottis Anderson, 1979-86  
     John David Crow, 1958-64  
 50.....Ollie Matson, 1952, '54-58  
 46.....Mel Gray, 1971-82  
 43.....Jackie Smith, 1963-77  
 42.....Stump Mitchell, 1981-90  
     Bobby Joe Conrad, 1958-68  
     Wayne Morris, 1976-83  
 37.....Pat Tilley, 1976-85  
     Charley Trippi, 1947-55

### Season

- 17.....John David Crow, 1966  
 15.....Sonny Randle, 1960  
     Mal Kutner, 1948  
 14.....Roy Green, 1983

### Game

- \*\*6.....Ernie Nevers vs. Chicago, Nov. 28, 1929  
 5.....Bob Shaw vs. Baltimore, Oct. 2, 1950  
 4.....Ronald Moore vs. L.A. Rams, Dec. 5, 1993  
     Roy Green vs. Seattle, Nov. 13, 1983  
     Wayne Morris vs. New Orleans, Oct. 23, 1977  
     MacArthur Lane at Philadelphia, Oct. 18, 1970  
     Dave Williams vs. New Orleans, Nov. 2, 1969  
     John David Crow vs. Philadelphia, Dec. 16, 1962  
     Ollie Matson vs. Washington, Nov. 21, 1954  
     Paddy Driscoll vs. Rochester, Oct. 7, 1923  
**\*\*Ties NFL record**

### Opponent/Game

- 4.....Dorsey Levens at Green Bay, Jan. 2, 2000  
     Emmitt Smith at Dallas, Dec. 16, 1990  
     Earnest Gray vs. N.Y. Giants, Sept. 7, 1980

## Field Goals Made

### Career

- 282.....Jim Bakken, 1962-78  
 116.....Greg Davis, 1991-96  
 86.....Neil O'Donoghue, 1980-85  
 51.....Al Del Greco, 1987-90  
 41.....Pat Summerall, 1953-57

### Season

- 30.....Greg Davis, 1995 (39 att.)  
 27.....Jim Bakken, 1967 (39 att.)  
 25.....Jim Bakken, 1964 (36 att.)  
 23.....Neil O'Donoghue, 1984 (35 att.)  
     Jim Bakken, 1973 (32 att.)  
     Jim Bakken, 1966 (40 att.)

### Game

- \*\*7.....Jim Bakken at Pittsburgh, Sept. 24, 1967  
 6.....Jim Bakken at Atlanta, Dec. 9, 1973  
 5.....Jim Bakken at Green Bay, Sept. 29, 1976  
     Jim Bakken vs. Philadelphia, Dec. 13, 1964  
 4.....**Bill Gramatica at Oakland, Dec. 2, 2001**  
     Cary Blanchard vs. Dallas, Sept. 10, 2000  
     Chris Jacke at Philadelphia, Sept. 12, 1999  
     Chris Jacke vs. New Orleans, Dec. 20, 1998  
     Kevin Butler vs. Minnesota, Oct. 5, 1997  
     Greg Davis at Philadelphia, Dec. 17, 1995  
     Greg Davis vs. Atlanta, Nov. 26, 1995-OT  
     Greg Davis at Detroit, Sept. 17, 1995  
     Greg Davis vs. Philadelphia, Nov. 20, 1994  
     Greg Davis at Denver, Dec. 15, 1991  
     Greg Davis at Philadelphia, Sept. 8, 1991  
     Al Del Greco at N.Y. Giants, Oct. 21, 1990  
     Al Del Greco at Dallas, Oct. 29, 1989  
     Jim Bakken at Cleveland, Sept. 20, 1964  
     Paddy Driscoll vs. Columbus, Oct. 11, 1925  
**\*\*Ties NFL record**

### Opponent/Game

- 5.....Ryan Longwell vs. Green Bay, Sept. 24, 2000  
     Richie Cunningham vs. Dallas, Sept. 7, 1997  
     Gary Anderson at Philadelphia, Dec. 22, 1996

## Longest Field Goals

- 55.....Greg Davis at Detroit, Sept. 17, 1995  
     Greg Davis at Seattle, Dec. 19, 1993  
 54.....Greg Davis at Detroit, Sept. 26, 1993  
 53.....Joe Nedney at Detroit, Nov. 1, 1998  
     Greg Davis at Washington, Sept. 12, 1993  
 52.....Chris Jacke vs. San Diego, Dec. 27, 1998  
     Greg Davis at N.Y. Giants, Oct. 6, 1991  
     Greg Davis at Philadelphia, Sept. 8, 1991  
     Neil O'Donoghue vs. Buffalo, Sept. 9, 1984  
     Neil O'Donoghue vs. Minnesota, Oct. 30, 1983  
     Neil O'Donoghue at Tampa Bay, Oct. 6, 1983  
 51.....Cary Blanchard vs. Dallas, Sept. 10, 2000  
     Greg Davis vs. Pittsburgh, Oct. 30, 1994-OT  
     Greg Davis vs. Atlanta, Oct. 20, 1991  
     Al Del Greco at L.A. Rams, Oct. 2, 1988  
     Steve Little at Dallas, Oct. 21, 1979  
     Jim Bakken at Cleveland, Sept. 20, 1964  
 50.....**Bill Gramatica vs. Detroit, Nov. 18, 2001**  
     Greg Davis at Seattle, Dec. 19, 1993  
     Al Del Greco at Philadelphia, Sept. 16, 1990  
     Al Del Greco vs. New England, Nov. 25, 1990  
     Al Del Greco vs. Atlanta, Oct. 22, 1989  
     Pat Summerall at N.Y. Giants, Oct. 17, 1954  
     Paddy Driscoll vs. Columbus, Oct. 11, 1925 (drop kick)  
     Paddy Driscoll vs. Milwaukee, Sept. 28, 1924 (drop kick)

### Opponent/Game

- 57.....Jeff Wilkins at St. Louis, Sept. 27, 1998  
 55.....Jay Feely vs. Atlanta, Sept. 30, 2001  
 54.....Cary Blanchard vs. Washington, Nov. 8, 1998  
     Brad Daluiso at N.Y. Giants, Nov. 28, 1993  
     Tom Dempsey at Philadelphia, Dec. 12, 1971  
 53.....Scott Blanton at Washington, Nov. 10, 1996-OT  
     Jason Elam at Denver, Nov. 5, 1995

## Field Goals Attempted

### Career

448.....Jim Bakken, 1962-78  
167.....Greg Davis, 1991-96  
142.....Neil O'Donoghue, 1980-85  
101.....Pat Summerall, 1953-57

### Season

40.....Jim Bakken, 1966  
39.....Greg Davis, 1995  
39.....Jim Bakken, 1967  
38.....Jim Bakken, 1964

### Game

\*9.....Jim Bakken at Pittsburgh, Sept. 24, 1967  
7.....Jim Bakken at Atlanta, Dec. 9, 1973  
Jim Bakken at Atlanta, Dec. 11, 1966

### Opponent/Game

6.....Richie Cunningham vs. Dallas, Sept. 7, 1977  
Charlie Gogolak at Washington, Oct. 23, 1966  
\*NFL record

## Most Consecutive Field Goals

11.....**Bill Gramatica** (Games 4-11, 2001)  
Greg Davis (Games 10-14 in 1994)  
10.....Al Del Greco (Games 4-9 in 1989)  
Jim Bakken (Games 1-6 in 1975)  
Jim Bakken (Game 10 in 1965-Game 1 in 1966)  
8.....Jim Bakken (Games 7-10 in 1966)

## Most Consecutive Games Kicking A FG

19.....Jim Bakken, 1966-67  
11.....Neil O'Donoghue, 1984  
9.....Jim Bakken, 1963-64

## Best Field Goal Percentage

### Season (10 att.)

.824.....Kevin Butler, 1996 (14-17)  
.800.....**Bill Gramatica**, 2001 (16-20)  
.792.....Jim Bakken, 1975 (19-24)  
.769.....Greg Davis, 1995 (30-39)  
Greg Davis, 1994 (20-26)  
.750.....Greg Davis, 1993 (21-28)  
.741.....Jim Bakken, 1976 (20-27)  
.733.....Neil O'Donoghue, 1980 (11-15)  
.719.....Jim Bakken, 1973 (23-32)  
.714.....Chris Jacke, 1998 (10-14)  
.704.....Chris Jacke, 1999 (19-27)  
.700.....Greg Davis, 1991 (21-30)  
Pat Harder, 1947 (7-10)

## PATs Scored

### Career

534.....Jim Bakken, 1962-78  
181.....Neil O'Donoghue, 1980-85  
164.....Pat Harder, 1946-50  
121.....Pat Summerall, 1953-57  
136.....Greg Davis, 1991-96  
109.....Al Del Greco, 1987-90  
95.....Bobby Joe Conrad, 1958-64

### Season

53.....Pat Harder, 1948  
48.....Neil O'Donoghue, 1984  
45.....Pat Harder, 1949  
Neil O'Donoghue, 1983  
44.....Jim Bakken, 1963  
42.....Al Del Greco, 1988

### Game

\*\*9/9.....Pat Harder at N.Y. Giants, Oct. 17, 1948  
8/8.....Pat Harder vs. Detroit, Nov. 7, 1948  
8/9.....Pat Harder at N.Y. Bulldogs, Oct. 13, 1949  
Jim Bakken at Minnesota, Oct. 6, 1963  
\*\*Ties NFL record

### Opponent/Game

7/8.....Garo Yepremian vs. Miami, Nov. 24, 1977  
7/7.....Ryan Longwell at Green Bay, Jan. 2, 2000  
Pete Gogolak at N.Y. Giants, Dec. 7, 1969  
Tony Franklin vs. Philadelphia, Nov. 8, 1981



*Kicker Jim Bakken, the Cardinals' runaway career scoring leader.*

### Most Consecutive PATs

136.....Greg Davis, Sept. 1, 1991-Nov. 3, 1996 (19 in 1991, 28 in 1992, 37 in 1993, 21 in 1994, 19 in 1995, 12 in 1996)  
124.....Jim Bakken (44 in 1963, 40 in 1964, 33 in 1965, 7 in 1966)  
97.....Jim Bakken (20 in 1966, 36 in 1967, 40 in 1968, 1 in 1969)  
81.....Pat Harder (53 in 1948, 28 in 1949)

### Most PATs (No Misses) in One Season

53.....Pat Harder, 1948  
44.....Jim Bakken, 1963  
40.....Jim Bakken, 1964 and 1968

### Most PATs (No Misses) in One Game

9.....Pat Harder at N.Y. Giants, Oct. 17, 1948  
8.....Pat Harder vs. Detroit, Nov. 7, 1948  
Jim Bakken at Minnesota, Oct. 6, 1983

## Most Consecutive Games Scoring TD

7.....John David Crow, 1959-60  
5.....12 times, most recently by Ricky Proehl, 1993

## Most Consecutive Games Scoring

79.....Jim Bakken (Sept. 14, 1963-Nov. 10, 1968)  
41.....Greg Davis (Nov. 3, 1991-Sept. 11, 1994)  
34.....Bobby Joe Conrad (Sept. 28, 1958-Nov. 27, 1960)  
33.....Al Del Greco (Dec. 13, 1987-Dec. 16, 1989)

(Individual Rushing Records continued on page 326)

# Individual Rushing Records

## Total Rushing Yards

### Career

- 7,999 .....Ottis Anderson, 1979-86
- 4,649 .....Stump Mitchell, 1981-89
- 3,863 .....Jim Otis, 1973-78
- 3,608 .....Johnny Roland, 1966-72**
- 3,511 .....Charley Trippi, 1947-55
- 3,489 .....John David Crow, 1958-64
- 3,438 .....Terry Metcalf, 1973-77
- 3,373 .....Wayne Morris, 1976-83

### Season

- 1,605 .....Ottis Anderson, 1979
- 1,376 .....Ottis Anderson, 1981
- 1,352 .....Ottis Anderson, 1980
- 1,270 .....Ottis Anderson, 1983
- 1,174 .....Ottis Anderson, 1984
- 1,076 .....Jim Otis, 1975
- 1,071 .....John David Crow, 1960
- 1,070 .....Garrison Hearst, 1995
- 1,042 .....Adrian Murrell, 1998
- 1,018 .....Ronald Moore, 1993
- 1,006 .....Stump Mitchell, 1985

### Game

- 214 .....LeShon Johnson at New Orleans, Sept. 22, 1996 (21 att.)
- 203 .....John David Crow vs. Pittsburgh, Dec. 18, 1960 (24 att.)
- 193 .....Ottis Anderson vs. Dallas, Sept. 2, 1979 (21 att.)
- 182 .....Wayne Morris at Minnesota, Nov. 6, 1977 (27 att.)
- 179 .....Stump Mitchell vs. Philadelphia, Nov. 17, 1985 (22 att.)
- 177 .....Ottis Anderson vs. Buffalo, Nov. 15, 1981 (27 att.)
- 176 .....Bill Triplett at N.Y. Giants, Oct. 31, 1965 (23 att.)
- 174 .....Adrian Murrell at Philadelphia, Dec. 13, 1998 (32 att.)

### Opponent/Game

- 216 .....Corey Dillon at Cincinnati, Dec. 3, 2000 (35 att.)
- 213 .....Charles White vs. L.A. Rams, Nov. 15, 1987 (34 att.)
- 208 .....Eric Dickerson vs. L.A. Rams, Nov. 4, 1984 (21 att.)
- 206 .....George Rogers vs. Washington, Dec. 21, 1985 (34 att.)
- George Rogers at New Orleans, Sept. 4, 1983 (24 att.)

## Rushing Attempts

### Career

- 1,859 .....Ottis Anderson, 1979-86
- 1,011 .....Jim Otis, 1973-78
- 986 .....Stump Mitchell, 1981-89
- 962 .....Johnny Roland, 1966-72**
- 896 .....Wayne Morris, 1976-83
- 784 .....John David Crow, 1958-64

### Season

- 331 .....Ottis Anderson, 1979
- 328 .....Ottis Anderson, 1981
- 301 .....Ottis Anderson, 1980
- 296 .....Ottis Anderson, 1983
- 289 .....Ottis Anderson, 1984
- 284 .....Garrison Hearst, 1995
- 274 .....Adrian Murrell, 1998
- 269 .....Jim Otis, 1975
- 263 .....Ronald Moore, 1993
- 241 .....Michael Pittman, 2001
- 234 .....Johnny Johnson, 1990-92

**Johnny Roland, 1967**

### Game

- 36 .....Ronald Moore vs. Philadelphia, Nov. 7, 1993 (160 yards)
- Johnny Johnson vs. N.Y. Giants, Dec. 12, 1992 (156 yards)
- Wayne Morris at Washington, Nov. 19, 1978 (123 yards)
- 35 .....George Grosvenor vs. Green Bay, Dec. 4, 1936
- 33 .....Jim Otis at Chicago, Dec. 14, 1975 (147 yards)
- 32 .....Adrian Murrell at Philadelphia, Dec. 13, 1998 (174 yards)

- 31 .....Ottis Anderson at N.Y. Giants, Nov. 30, 1980 (168 yards)
- Ottis Anderson at N.Y. Giants, Sept. 9, 1979 (109 yards)
- 30 .....Ronald Moore vs. Pittsburgh, Oct. 30, 1994 (67 yards)
- Johnny Johnson at N.Y. Giants, Oct. 21, 1990 (108 yards)
- Ottis Anderson vs. N.Y. Giants, Dec. 26, 1982 (110 yards)

### Opponent/Game

- 38 .....Stephen Davis at Washington, Jan. 6, 2002 (148 yards)
- Curtis Martin at N.Y. Jets, Nov. 7, 1999 (131 yards)
- Eric Dickerson vs. L.A. Rams, Sept. 7, 1986 (193 yards)
- 37 .....Stephen Davis at Washington, Dec. 12, 1999 (189 yards)
- 36 .....Jerome Bettis vs. Pittsburgh, Nov. 30, 1997-OT (142 yards)
- 35 .....Corey Dillon at Cincinnati, Dec. 3, 2000 (216 yards)
- 34 .....Charles White vs. L.A. Rams, Nov. 15, 1987 (213 yards)
- George Rogers vs. Washington, Dec. 21, 1985 (206 yards)
- Delvin Williams vs. S.F., Oct. 3, 1976 (194 yards)
- John Braxton vs. Buffalo, Nov. 27, 1975 (160 yards)

## Touchdowns Rushing

### Career

- 46 .....Ottis Anderson, 1979-86
- 34 .....Wayne Morris, 1976-83
- John David Crow, 1958-64
- 32 .....Stump Mitchell, 1981-89
- 27 .....Johnny Roland, 1966-72**
- Elmer Angsman, 1946-52
- 26 .....Ernie Nevers, 1929-31

### Season

- 14 .....John David Crow, 1962
- 12 .....Ernie Nevers, 1929
- 11 .....MacArthur Lane, 1970
- 10 .....Donny Anderson, 1973

**Johnny Roland, 1967**

- 9 .....Mario Bates, 1999
- Ronald Moore, 1993
- Stump Mitchell, 1984
- Ottis Anderson, 1981
- Ottis Anderson, 1980
- Terry Metcalf, 1975

### Game

- \*6 .....Ernie Nevers vs. Chicago, Nov. 28, 1929
- \*NFL record**

### Opponent/Game

- 4 .....Dorsey Levens at Green Bay, Jan. 2, 2000
- Emmitt Smith at Dallas, Dec. 16, 1990

## Rushing Average

### Career

- 5.1 .....Charley Trippi, 1947-55 (687-3,511)
- 4.7 .....Stump Mitchell, 1981-89 (943-4,484)
- 4.6 .....Terry Metcalf, 1973-77 (748-3,438)
- 4.5 .....John David Crow, 1958-64 (784-3,489)
- 4.4 .....Ollie Matson, 1952 (761-3,331)

### Season (100 Attempts)

- 5.9 .....John David Crow, 1960 (183-1,071)
- 5.5 .....Stump Mitchell, 1985 (182-1,006)
- 5.4 .....Elmer Angsman, 1949 (125-674)
- Charley Trippi, 1948 (128-690)
- 5.0 .....Terry Metcalf, 1977 (149-739)
- Ollie Matson, 1954 (101-506)
- Charley Trippi, 1949 (112-558)

### Game (10 attempts)

- 13.0 .....Charley Trippi at Wash., Sept. 26, 1949 (10 att.-130 yards)
- 12.7 .....Bobby Joe Conrad vs. Wash., Sept. 27, 1959 (11 att.-140 yards)
- 11.9 .....Ollie Matson at Wash., Oct. 20, 1957 (13 att.-155 yards)
- 11.2 .....Charley Trippi at Chicago, Dec. 16, 1951 (13 att.-145 yards)
- 10.8 .....Stump Mitchell vs. Wash., Dec. 21, 1985 (12 att.-129 yards)

## Opponent/Game

- 11.1.....Tiki Barber at N.Y. Giants, Sept. 3, 2000 (13 att.-144 yards)  
10.1.....Tony Dorsett vs. Dallas, Oct. 9, 1977 (14 att.-141 yards)  
10.0.....Timmy Brown vs. Phila., Nov. 28, 1965 (18 att.-180 yards)

## Longest Runs

- 831.....John David Crow vs. Washington, Oct. 4, 1958  
821.....Elmer Angsman vs. Detroit, Oct. 23, 1949  
801.....Paddy Driscoll vs. Kansas City, Oct. 18, 1925  
79.....Ollie Matson vs. Pittsburgh, Nov. 25, 1956  
Ollie Matson vs. Washington, Nov. 21, 1954  
781.....Charles Belden vs. Frankford, Oct. 25, 1930

## Opponent/Longest Run

- 80.....Jessie Clark vs. Green Bay, Sept. 29, 1985  
78.....Tiki Barber at N.Y. Giants, Sept. 3, 2000 (TD)  
Adrian Murrell vs. N.Y. Jets, Oct. 27, 1996 (TD)  
77.....Tony Dorsett vs. Dallas, Oct. 9, 1977 (TD)  
76.....Steve Bono vs. Kansas City, Oct. 1, 1995 (TD)+  
George Rogers at New Orleans, Sept. 4, 1983 (TD)  
-Longest TD run by a quarterback in NFL history

## Most Consecutive Games TDs Rushing

- 5.....Otis Anderson, 1983-84  
Donny Anderson, 1972-73  
MacArthur Lane, 1970  
Elmer Angsman, 1948  
4.....John David Crow, 1964  
Ollie Matson, 1957  
Pat Harder, 1946-47 and '47 (twice)

## Most 100-Yard Rushing Games

### Career

- 34.....Otis Anderson, 1979-86  
14.....Stump Mitchell, 1981-89  
9.....Jim Otis, 1973-77  
6.....Johnny Johnson, 1990-92  
**Johnny Roland, 1966-72**  
5.....Terry Metcalf, 1973-77  
John David Crow, 1958-64  
Charley Trippi, 1947-55

### Season

- 9.....Otis Anderson, 1979  
7.....Otis Anderson, 1979  
6.....Otis Anderson, 1980  
5.....Jim Otis, 1976

# Individual Passing Records

## Total Passing Yards

### Career

- 34,639.....Jim Hart, 1966-83  
22,771.....Neil Lomax, 1981-89  
**14,650.....Jake Plummer, 1997-**  
12,928.....Charley Johnson, 1961-69  
6,751.....Paul Christman, 1945-49  
6,578.....Lamar McHan, 1954-58

### Season

- 4,614.....Neil Lomax, 1984  
**3,737.....Jake Plummer, 1998**  
**3,653.....Jake Plummer, 2001**  
3,554.....Dave Krieg, 1995  
3,395.....Neil Lomax, 1988  
3,387.....Neil Lomax, 1987  
3,280.....Charley Johnson, 1963  
3,214.....Neil Lomax, 1985  
3,164.....Steve Beuerlein, 1993  
3,121.....Jim Hart, 1978  
3,098.....Timm Rosenbach, 1990

### Game

- 522.....Boomer Esiason at Wash., Nov. 10, 1996-OT (35 comp.-59 att.)  
468.....Neil Lomax at Washington, Dec. 16, 1984 (37 comp.-46 att.)  
**465.....Jake Plummer vs. Dallas, Nov. 15, 1998 (31 comp.-56 att.)**  
457.....Neil Lomax at San Diego, Sept. 20, 1987 (32 comp.-61 att.)  
431.....Steve Beuerlein at Sea, Dec. 19, 1993-OT (34 comp.-53 att.)  
428.....Charley Johnson vs. Pitt., Oct. 13, 1963 (20 comp.-42 att.)  
413.....Dave Krieg vs. Atl., Nov. 26, 1995-OT (27 comp.-43 att.)  
**396.....Jake Plummer at Green Bay, Jan. 2, 2000 (35 comp.-57 att.)**  
**394.....Jake Plummer vs. N. Orleans, Dec. 20, 1998 (32 comp.-44 att.)**  
390.....Neil Lomax at Phila., Dec. 7, 1986-OT (30 comp.-48 att.)  
**\*388.....Jake Plummer at N.Y. Giants, Nov. 16, 1997 (22 comp.-33 att.)**  
Neil Lomax vs. Dallas, Nov. 11, 1984 (27 comp.-52 att.)  
\*NFL rookie record

### Opponent/Game

- 436.....Charlie Batch vs. Detroit, Nov. 18, 2001 (36 comp.-62 att.)  
429.....Dan Marino vs. Miami, Sept. 30, 1984 (24 comp.-37 att.)  
419.....Sonny Jurgensen vs. Phila., Dec. 16, 1962 (15 comp.-34 att.)  
410.....Don Horn at Green Bay, Dec. 21, 1969 (22 comp.-31 att.)

## Pass Attempts

### Career

- 5,096.....Jim Hart, 1966-83  
3,153.....Neil Lomax, 1981-89  
**2,224.....Jake Plummer, 1997-**  
2,047.....Charley Johnson, 1961-69

### Season

- 560.....Neil Lomax, 1984 (345 comp.)  
**547.....Jake Plummer, 1998 (324 comp.)**  
**525.....Jake Plummer, 2001 (304 comp.)**  
521.....Dave Krieg, 1995 (304 comp.)  
477.....Jim Hart, 1978 (228 comp.)  
**475.....Jake Plummer, 2000 (270 comp.)**  
471.....Neil Lomax, 1985 (266 comp.)  
463.....Neil Lomax, 1987 (275 comp.)  
443.....Neil Lomax, 1988 (255 comp.)  
437.....Timm Rosenbach, 1990 (237 comp.)  
425.....Jim Hart, 1980 (228 comp.)

### Game

- 61.....Neil Lomax at S.D., Sept. 20, 1987 (32 comp.-457 yards)  
59.....Boomer Esiason at Wash., Nov. 10, 1996-OT (35 comp.-52 yards)  
58.....Kent Graham vs. St. Louis Rams, Sept. 29, 1996-OT  
(37 comp.-366 yards)  
**57.....Jake Plummer at Green Bay, Jan. 2, 2000 (35 comp.-396 yards)**  
**56.....Jake Plummer vs. Dallas, Nov. 15, 1998 (31 comp.-465 yards)**  
54.....Neil Lomax at Dallas, Dec. 27, 1987 (28 comp.-314 yards)  
53.....Steve Beuerlein at Seattle, Dec. 19, 1993-OT (34 comp.-431 yards)  
52.....Kent Graham at Tampa Bay, Sept. 28, 1997 (31 comp.-339 yards)  
Neil Lomax vs. Dallas, Nov. 11, 1984 (27 comp.-388 yards)  
Neil Lomax vs. L.A. Rams, Nov. 4, 1984 (34 comp.-341 yards)  
51.....Lamar McHan vs. L.A. Rams, Nov. 30, 1958 (28 comp.-245 yards)  
50.....Three times, most recently by Steve Beuerlein at San Francisco,  
Oct. 24, 1993 (26 comp.-334 yards)

### Opponent/Game

- 63.....Chris Weinke at Carolina, Dec. 30, 2001 (36 comp.-223 yards)  
62.....Charlie Batch vs. Detroit, Nov. 18, 2001 (36 comp., 436 yards)  
55.....Tommy Kramer vs. Minnesota, Oct. 25, 1981 (25 comp.-343 yards)

(Individual Passing Records continued on page 328)

## Pass Completions

### Career

- 2,590 .....Jim Hart, 1966-83
- 1,256 .....**Jake Plummer, 1997-**
- 1,818 .....Neil Lomax, 1981-89
- 1,030 .....Charley Johnson, 1961-69

### Season

- 345.....Neil Lomax, 1984 (560 att.)
- 324.....**Jake Plummer, 1998 (547 att.)**
- 304.....**Jake Plummer, 2001 (525 att.)**
- Dave Krieg, 1995 (521 att.)
- 275.....Neil Lomax, 1987 (463 att.)
- 270.....**Jake Plummer, 2000 (475 att.)**
- 286.....Neil Lomax, 1985 (471 att.)
- 258.....Steve Beuerlein, 1993
- 255.....Neil Lomax, 1988 (443 att.)
- 245.....Chris Chandler, 1992 (413 att.)
- 240.....Neil Lomax, 1986 (421 att.)
- Jim Hart, 1978 (477 att.)

### Game

- 37.....Kent Graham vs. St. Louis, Sept. 29, 1996-OT (58 att.-366 yards)
- 37.....Neil Lomax at Washington, Dec. 16, 1984 (46 att.-468 yards)
- 35.....**Jake Plummer at Green Bay, Jan. 2, 2000 (57 att., 396 yards)**
- Boomer Esiason at Wash., Nov. 10, 1996-OT (59 att.-522 yards)
- 34.....Steve Beuerlein at Seattle, Dec. 19, 1993-OT (53 att.-431 yards)
- Neil Lomax vs. L.A. Rams, Nov. 4, 1984 (52 att.-341 yards)
- 32.....**Jake Plummer vs. N. Orleans, Dec. 20, 1998 (44 att.-394 yards)**
- Neil Lomax at San Diego, Sept. 20, 1987 (61 att.-457 yards)
- 31.....**Jake Plummer vs. Dallas, Nov. 15, 1998 (56 att.-465 yards)**
- Kent Graham at Tampa Bay, Sept. 28, 1997 (52 att.-339 yards)
- 30.....Neil Lomax at Phila., Dec. 7, 1986, OT (48 att.-390 yards)

### Opponent/Game

- 36.....Chris Weinke at Carolina, Dec. 30, 2001 (63 att.-223 yards)
- Charlie Batch vs. Detroit, Nov. 18, 2001 (62 comp., 436 yards)
- 31.....Joe Montana at San Francisco, Oct. 18, 1987 (39 att.-334 yards)
- Steve Bartkowski vs. Atlanta, Nov. 9, 1980 (47 att.-378 yards)

## Touchdown Passes

### Career

- 209.....Jim Hart, 1966-83
- 136.....Neil Lomax, 1981-89
- 108.....Charley Johnson, 1961-69
- 72.....**Jake Plummer, 1997-**
- 51.....Paul Christman, 1945-49
- 50.....Lamar McHan, 1954-58

### Season

- 28.....Charley Johnson, 1963
- Neil Lomax, 1984
- 24.....Neil Lomax, 1983
- Neil Lomax, 1987
- 21.....Charley Johnson, 1964

### Game

- 6.....Charley Johnson vs. New Orleans, Nov. 2, 1969
- Charley Johnson at Cleveland, Sept. 26, 1965
- Jim Hardy vs. Baltimore, Oct. 2, 1967
- 5.....Charley Johnson vs. Dallas, Dec. 9, 1962
- 4.....**Jake Plummer vs. Detroit, Nov. 18, 2001**
- Jake Plummer vs. Washington, Dec. 7, 1997**
- Kent Graham vs. St. Louis, Sept. 29, 1996-OT
- Dave Krieg vs. Atlanta, Nov. 26, 1995, OT
- Gary Hogeboom at Seattle, Sept. 17, 1989
- Neil Lomax vs. Seattle, Nov. 13, 1983
- Jim Hart at Dallas, Sept. 26, 1975
- Jim Hart vs. N.Y. Giants, Oct. 28, 1973
- Jim Hart at Philadelphia, Oct. 22, 1967
- Charley Johnson vs. Philadelphia, Dec. 8, 1963
- John Roach at L.A. Rams, Sept. 23, 1960
- Lamar McHan at Washington, Nov. 9, 1958
- Lamar McHan vs. Philadelphia, Nov. 4, 1956
- Ray Mallouf at N.Y. Giants, Oct. 17, 1948
- Paul Christman at Detroit, Oct. 13, 1946
- \*Cardinal rookie record

### Opponent/Game

- 6.....Bob Griese vs. Miami, Nov. 24, 1977
- Billy Kilmer vs. New Orleans, Nov. 2, 1969

## Passes Had Intercepted

### Career

- 247.....Jim Hart, 1966-83
- 110.....Charley Johnson, 1961-69

### Season

- 30.....Jim Hart, 1967
- 27.....Wilson Schwenk, 1942
- 24.....**Jake Plummer, 1999**
- Charley Johnson, 1964
- Jim Hardy, 1950
- 22.....Paul Christman, 1947
- Lamar McHan, 1954

### Game

- \*8.....Jim Hardy vs. Philadelphia, Sept. 24, 1950
- \*NFL record

### Opponent/Game

- 5.....Heath Shuler at Washington, Oct. 16, 1994
- Gary Danielson vs. Detroit, Dec. 4, 1978
- Norm Sneed at Philadelphia, Oct. 2, 1966
- Eddie LeBaron at Dallas, Nov. 5, 1961

## Lowest Interception Rate

### Season

- 2.0.....Kent Graham, 1997 (250-5)
- 2.1.....Jim Hart, 1974 (388-8)
- 2.5.....Neil Lomax, 1988 (443-11)
- Neil Lomax, 1985 (471-12)
- 2.6.....Kent Graham, 1996 (274-7)
- Neil Lomax, 1987 (463-12)

## Completion Percentage

### Season

- 61.7.....Steve Beuerlein, 1993 (258-418)
- 61.6.....Neil Lomax, 1984 (345-560)
- 59.4.....Neil Lomax, 1987 (275-463)
- 59.3.....Chris Chandler, 1992 (245-413)
- 59.2.....**Jake Plummer, 1998 (324-547)**
- 57.9.....**Jake Plummer, 2001 (304-525)**

### Game

- 81.8.....Steve Beuerlein at Atlanta, Jan. 2, 1994 (27-33)
- 81.3.....John Roach vs. Washington, Nov. 6, 1960 (13-16)
- 80.4.....Neil Lomax at Washington, Dec. 16, 1984 (37-46)
- 78.9.....Jim Hart vs. Washington, Oct. 27, 1974 (15-19)
- 77.8.....Neil Lomax vs. Seattle, Nov. 13, 1983 (21-27)
- Ray Mallouf at N.Y. Giants, Oct. 17, 1948 (14-18)

### Opponent/Game

- 85.7.....Sonny Jurgensen at Washington, Oct. 10, 1965 (12-14)
- 83.3.....Fran Tarkenton at N.Y. Giants, Oct. 25, 1970 (15-18)
- 83.3.....Dan Fouts at San Diego, Sept. 26, 1976 (15-18)

## Longest Pass Plays

- 98.....Jim Hart to Ahmad Rashad vs. L.A. Rams, Dec. 10, 1972
- Ogden Compton to Dick Lane at Green Bay, Nov. 13, 1955 (TD)
- Doug Russell to Gaynell Tinsley vs. Cleveland Rams, Nov. 27, 1938 (TD)
- 97.....Pat Coffee to Gaynell Tinsley vs. Chicago, Dec. 5, 1937 (TD)
- 93.....Neil Lomax to Ernie Jones vs. Phila., Dec. 10, 1988 (TD)
- 91.....M.C. Reynolds to John David Crow at Cleveland Browns, Dec. 12, 1958 (TD)

### Opponent/Game

- 93.....Dick Gordon from Jack Concannon at Chicago, Nov. 19, 1967 (TD)
- 90.....Mike Quick from Ron Jaworski at Phila., Oct. 28, 1984 (TD)
- 88.....Anthony Allen from Ed Rubbert at Wash., Oct. 4, 1987 (TD)
- 87.....Tiki Barber from Kent Graham vs. N.Y. Giants, Dec. 6, 1998 (TD)
- Michael Inyin from Troy Aikman at Dallas, Sept. 20, 1992
- Ben Hawkins from Norm Sneed vs. Phila., Oct. 22, 1967 (TD)
- 85.....Bert Emanuel from Jeff George at Atlanta, Dec. 24, 1994
- Gene Washington from Joe Kapp at Minn., Oct. 8, 1967 (TD)

## Longest Completed Pass Not For Touchdown

98.....Jim Hart to Ahmad Rashad vs. L.A. Rams, Dec. 10, 1972  
\*NFL record

## Most Consecutive Pass Completions

### Game

- 15.....**Jake Plummer vs. Washington, Nov. 8, 1998**  
14.....Kent Graham vs. St. Louis, Sept. 29, 1996-OT  
Steve Beuerlein at Atlanta, Jan. 2, 1994  
12.....Neil Lomax at Tampa Bay, Dec. 20, 1987  
Neil Lomax: 5 vs. N.Y. Giants, Oct. 25, 1987; 7 vs. Philadelphia,  
Nov. 2, 1987  
Jim Hart vs. Chicago, Sept. 25, 1977  
11.....**Jake Plummer vs. Atlanta, Sept. 30, 2001**  
10.....Steve Beuerlein at Detroit, Sept. 26, 1993  
Neil Lomax vs. New Orleans, Dec. 6, 1981

## Most Consecutive Games Throwing Touchdown Pass

- 19.....Neil Lomax (Game 9 in 1983-Game 11 in 1984)  
16.....Charley Johnson (Game 4 in 1964-Game 5 in 1965)  
14.....Neil Lomax (Games 1-2, 6-15 in 1987; Games 1-2 in 1988)  
12.....Neil Lomax (Games 1-2 and 6-15 in 1987)  
8.....Neil Lomax (Games 4-11 in 1988)  
Neil Lomax (Game 13 in 1984-Game 4 in 1985)  
Charley Johnson (Games 4-11 in 1963)

## Fewest Passes Had Intercepted

### Season

- 4.....Paul Christman, 1948 (114 att.)  
Ray Mallow, 1941 (96 att.)  
5.....Kent Graham, 1997 (250 att.)  
Jim Hart, 1972 (119 att.)  
6.....Neil Lomax, 1982 (205 att.)  
Lamar McHan, 1954 (255 att.)  
Ray Mallow, 1948 (143 att.)

## Highest NFL Passer Rating

### Season

- 92.5.....Neil Lomax, 1984  
92.0.....Neil Lomax, 1983  
91.2.....Ray Mallow, 1948  
88.5.....Neil Lomax, 1987  
86.7.....Neil Lomax, 1988

# Individual Receiving Records

## Total Receptions

### Career

- 535.....Larry Centers, 1990-98  
522.....Roy Green, 1979-90  
480.....Jackie Smith, 1963-77  
469.....Pat Tilley, 1976-86  
459.....**Frank Sanders, 1995-**  
418.....Bobby Joe Conrad, 1958-88  
377.....J.T. Smith, 1985-90  
351.....Mel Gray, 1971-82  
328.....Sonny Randle, 1959-66  
322.....Rob Moore, 1995-

### Season

- 101.....Larry Centers, 1995 (962 yards, 2 TD)  
99.....Larry Centers, 1996 (766 yards, 7 TD)  
98.....**David Boston, 2001 (1,598 yards, 8 TD)**  
97.....Rob Moore, 1997 (1,584 yards, 8 TD)  
91.....J.T. Smith, 1987 (1,117 yards, 8 TD)  
89.....**Frank Sanders, 1998 (1,145 yards, 3 TD)**  
83.....J.T. Smith, 1988 (986 yards, 7 TD)  
80.....J.T. Smith, 1986 (1,014 yards, 6 TD)  
79.....**Frank Sanders, 1999 (954 yards, 1 TD)**  
78.....Roy Green, 1984 (1,555 yards, 12 TD)  
Roy Green, 1983 (1,227 yards, 14 TD)  
77.....Larry Centers, 1994 (647 yards, 2 TD)  
75.....**Frank Sanders, 1997 (1,017 yards, 4 TD)**  
73.....Michael Pittman, 2000 (579 yards, 2 TD)  
Bobby Joe Conrad, 1963 (967 yards, 10 TD)  
71.....**David Boston, 2000 (1,156 yards, 7 TD)**  
70.....Ottis Anderson, 1984 (611 yards, 2 TD)  
69.....Larry Centers, 1998 (559 yards, 2 TD)  
**Frank Sanders, 1996 (813 yards, 4 TD)**  
68.....Roy Green, 1988 (1,097, 7 TD)  
Pat Tilley, 1980 (986 yards, 6 TD)  
67.....Rob Moore, 1998 (982 yards, 5 TD)  
66.....Larry Centers, 1993 (603 yards, 3 TD)  
Pat Tilley, 1981 (1,040 yards, 3 TD)

### Game

- 16.....Sonny Randle at N.Y. Giants, Nov. 4, 1962 (256 yards, 1 TD)  
13.....**Frank Sanders at Green Bay, Jan. 2, 2000 (116 yards, 1 TD)**  
Larry Centers vs. St. Louis, Sept. 29, 1996, OT (83 yards)  
12.....Larry Centers vs. Dallas, Dec. 25, 1995 (172 yards)  
Gary Clark at Seattle, Dec. 19, 1993, OT (152 yards, 1 TD)  
Ottis Anderson at Wash., Dec. 16, 1984 (124 yards)  
11.....**Frank Sanders vs. Dallas, Nov. 15, 1998 (190 yards-1 TD)**  
Larry Centers at Indianapolis, Sept. 1, 1996 (108 yards)  
J.T. Smith vs. San Diego, Oct. 1, 1989 (123 yards)  
J.T. Smith at Dallas, Dec. 27, 1987 (102 yards, 1 TD)  
Ottis Anderson vs. L.A. Rams, Nov. 4, 1984 (74 yards)  
Sonny Randle at Wash., Nov. 20, 1960 (146 yards, 3 TD)  
10.....Michael Pittman vs. N.Y. Giants, Nov. 26, 2000 (96 yards, TD)  
**Frank Sanders vs. New Orleans, Dec. 20, 1998 (138 yards)**  
**Frank Sanders vs. Oakland, Oct. 4, 1998 (118 yards)**  
**Frank Sanders vs. Tennessee, Oct. 26, 1997 (98 yards)**  
Larry Centers at Minnesota, Dec. 1, 1996 (85 yards, 1 TD)  
Larry Centers vs. Chicago, Nov. 27, 1994 (59 yards)  
J.T. Smith at Detroit, Sept. 10, 1989 (121 yards)  
J.T. Smith at Houston, Nov. 20, 1988 (114 yards, 1 TD)  
J.T. Smith at Atlanta, Nov. 29, 1987 (109 yards)  
J.T. Smith at Phila., Nov. 1, 1987 (112 yards, 1 TD)  
J.T. Smith at Philadelphia, Dec. 7, 1996 (131 yards)  
J.T. Smith at S.F., Nov. 9, 1986 (154 yards, 2 TD)  
Roy Green vs. Dallas, Sept. 19, 1982 (170 yards)  
Dave Williams vs. Phila., Nov. 23, 1969 (94 yards, 1 TD)  
John Gilliam at Pitt., Oct. 5, 1969 (197 yards, 1 TD)  
Gern Nagler vs. N.Y. Giants, Nov. 1, 1953 (124 yards, 1 TD)  
Don Stonesifer vs. Wash., Sept. 27, 1953 (92 yards)

### Opponent/Game

- 14.....Rod Smith vs. Denver, Sept. 23, 2001 (162 yards, 2 TD)  
Cris Carter vs. Minnesota, Oct. 2, 1994 (167 yards)  
12.....Cris Carter vs. Minnesota, Nov. 12, 1995, OT (157 yards)  
Ermitt Smith vs. Dallas, Nov. 22, 1992 (88 yards)  
Harold Carmichael vs. Phila., Oct. 14, 1973 (187 yards)  
11.....Fred Barnett at Phila., Nov. 6, 1994 (173 yards, 2 TD)  
Mark Bavaro vs. N.Y. Giants, Dec. 13, 1987 (137 yards, 1 TD)  
Art Monk at Washington, Dec. 16, 1984 (136 yards)  
Doug Kotar vs. N.Y. Giants, Oct. 3, 1976 (132 yards)  
Tommy McDonald at Phila., Oct. 1, 1961 (182 yards)

(Individual Receiving Records continued on page 330)

(Individual Receiving Records continued from page 329)

## Touchdowns Receiving

### Career

- 66 .....Roy Green, 1979-90
- 60 .....Sonny Randle, 1959-66
- 45 .....Mel Gray, 1971-82
- 40 .....Jackie Smith, 1963-77
- 38 .....Bobby Joe Conrad, 1958-68

### Season

- 16 .....Sonny Randle, 1960
- 14 .....Roy Green, 1983
- Mal Kutner, 1948
- 12 .....Roy Green, 1984
- Sonny Randle, 1963
- Bob Shaw, 1950

### Game

- \*5 .....Bob Shaw vs. Baltimore, Oct. 2, 1950
- 4 .....J.T. Smith at Washington, Oct. 8, 1989
- Roy Green at Seattle, Sept. 17, 1989
- Roy Green vs. Seattle, Nov. 13, 1983
- Dave Williams vs. New Orleans, Nov. 2, 1969
- 3 .....Many times, most recently by Rob Moore vs. Wash., Dec. 7, 1997
- \*NFL record

### Opponent/Game

- 4 .....Earnest Gray vs. N.Y. Giants, Sept. 7, 1980

## Total Receiving Yardage

### Career

- 8,497 .....Roy Green, 1979-90
- 7,918 .....Jackie Smith, 1963-77
- 7,005 .....Pat Tilley, 1976-86
- 6,544 .....Mel Gray, 1971-82
- 6,179 .....Frank Sanders, 1995-**
- 5,828 .....Bobby Joe Conrad, 1958-68

### Season

- 1,598 .....David Boston, 2001**
- 1,584 .....Rob Moore, 1997
- 1,555 .....Roy Green, 1984
- 1,227 .....Roy Green, 1983
- 1,205 .....Jackie Smith, 1967
- 1,158 .....Sonny Randle, 1962

### Game

- 256 .....Sonny Randle vs. N.Y. Giants, Nov. 4, 1962 (16 rec., 1 TD)
- 212 .....Jackie Smith vs. Pittsburgh, Oct. 13, 1963 (9 rec., 2 TD)
- 198 .....Sonny Randle at Cleveland, Sept. 26, 1965 (7 rec., 3 TD)
- 197 .....John Gilliam vs. Pittsburgh, Oct. 5, 1969 (10 rec., 1 TD)
- 196 .....Roy Green at Washington, Dec. 16, 1984 (8 rec., 2 TD)

### Opponent/Game

- 255 .....Anthony Allen at Washington, Oct. 4, 1987 (7 rec.)
- 210 .....Michael Irvin at Dallas, Sept. 20, 1992 (8 rec.)
- 203 .....Kevin Williams vs. Dallas, Dec. 25, 1995 (9 rec.)
- 203 .....James Dixon vs. Dallas, Nov. 12, 1989 (12 rec.)
- 199 .....Tim Brown vs. Philadelphia, Dec. 16, 1962 (5 rec.)

## Most Consecutive Games Catching Passes

- 121 .....Mel Gray (Game 3 in 1973-Game 4 in 1982)
- 94 .....Bobby Joe Conrad (Game 9 in 1961-Game 4 in 1968)
- 89 .....Larry Centers (Game 7 in 1993-Game 16 in 1998)
- 74 .....Roy Green (Game 2 in 1981-Game 10 in 1986)
- 65 .....Rob Moore (Game 1 in 1995-Game 2 in 1999)
- 60 .....Frank Sanders (Game 1 in 1996-Game 12 in 1999)**
- Sonny Randle (Game 2 in 1961-Game 7 in 1964)

## Most Consecutive Games Catching Touchdown Pass

- 5 .....Ricky Proehl, 1993
- Jackie Smith, 1967
- Bobby Joe Conrad, 1963
- Sonny Randle, 1960 and '61-62 (twice)
- Bob Shaw, 1950
- Mal Kutner, 1947
- 4 .....David Boston, 2001**
- Roy Green, 1986
- Roy Green, 1983-84

## Most Passes Caught by Running Back

### Season

- \*101 .....Larry Centers, 1995
- 99 .....Larry Centers, 1996
- 77 .....Larry Centers, 1994
- 73 .....Michael Pittman, 2000
- 70 .....Otis Anderson, 1984
- 69 .....Larry Centers, 1998
- 66 .....Larry Centers, 1993
- 56 .....Earl Ferrell, 1986
- 54 .....Larry Centers, 1997
- Otis Anderson, 1983
- 51 .....Otis Anderson, 1981
- 50 .....Larry Centers, 1992
- Terry Metcalf, 1974
- \*NFL record

# Ind. Comb. Yardage Records

## Rushing/Receiving>Returns

### Career

- 11,988 .....Stump Mitchell, 1981-89 (4,649/1,955/5,384)
- 10,861 .....Roy Green, 1979-90 (148/8,497/2,216)
- 10,494 .....Otis Anderson, 1979-86 (7,999/2,495/0)
- 9,040 .....Terry Metcalf, 1973-77 (3,438/1,862/3,748)
- 8,509 .....Ollie Matson, 1952, '54-58 (3,331/2,150/3,028)

### Season

- 2,462 .....Terry Metcalf, 1975 (816/378/1,268)
- 2,402 .....MarTay Jenkins, 2000 (-4/219/2,187)**
- 2,121 .....Kevin Williams, 1997 (-2/203/1,920)
- 2,058 .....Terry Metcalf, 1974 (718/377/963)
- 2,022 .....Terry Metcalf, 1977 (739/403/880)

### Game

- 284 .....Ollie Matson vs. Pittsburgh, Dec. 31, 1954 (85/74/125)
- 280 .....Terry Metcalf vs. Buffalo, Nov. 27, 1975 (75/2/221)
- 278 .....Ollie Matson vs. Pittsburgh, Oct. 26, 1952 (82/121/75)
- 276 .....Ollie Matson vs. Washington, Nov. 21, 1954 (163/64/49)
- Ollie Matson at Pittsburgh, Nov. 28, 1954 (115/161/0)

# Ind. Interception Records

## Total Interceptions

### Career

- 52.....Larry Wilson, 1960-72  
 46.....Aeneas Williams, 1991-2000  
 40.....Roger Wehrli, 1969-82  
 30.....Dick Lane, 1954-59  
 29.....Pat Fischer, 1961-67

### Season

- 12.....Bob Nussbaumer, 1949  
 11.....Lindon Crow, 1956  
 10.....Larry Wilson, 1966  
     Pat Fischer, 1964  
     Jerry Norton, 1960  
     Dick "Night Train" Lane, 1954  
     Ray Ramsey, 1953

### Game

- \*\*4.....Kwamie Lassiter vs. San Diego, Dec. 27, 1998  
     Jerry Norton at Pittsburgh, Nov. 26, 1961  
     Jerry Norton at Washington, Nov. 20, 1960  
     Bob Nussbaumer at N.Y. Bulldogs, Nov. 13, 1949  
 3.....Ronald McKinnon vs. Chicago, Oct. 11, 1998  
     Ken Greene vs. Buffalo, Nov. 15, 1981  
     Perry Smith at Detroit, Dec. 3, 1978  
     Roger Wehrli vs. Dallas, Dec. 7, 1975  
     Larry Wilson vs. Chicago, Oct. 31, 1966  
     Larry Wilson vs. Cleveland, Dec. 19, 1965  
     Bobby Joe Conrad at Pittsburgh, Dec. 13, 1958  
     Don Paul vs. N.Y. Giants, Nov. 1, 1953  
     Ray Ramsey vs. Philadelphia, Sept. 30, 1951  
     Jerry Davis at L.A. Rams, Dec. 4, 1949  
     Mal Kutner at Green Bay, Nov. 24, 1946  
**\*\*Ties NFL record**

### Opponent/Game

- 3.....Champ Bailey vs. Washington, Oct. 17, 1999  
     Mike Prior at Indianapolis, Dec. 20, 1992  
     Brad Edwards at Washington, Nov. 29, 1992  
     Gene Atkins vs. New Orleans, Dec. 22, 1991  
     Jack Pardee at Washington, Oct. 17, 1971  
     Richie Petitbon vs. Washington, Sept. 19, 1971  
     Curtis Gentry at Chicago, Nov. 19, 1967  
     Nate Ramsey vs. Philadelphia, Nov. 28, 1965

## Interception Yardage

### Career

- 800.....Larry Wilson, 1960-72  
 653.....Aeneas Williams, 1991-2000  
 628.....Dick "Night Train" Lane, 1954-59  
 529.....Pat Fischer, 1961-67  
 501.....Mike Sensibaugh, 1972-77

### Season

- 237.....Ray Ramsey, 1953  
 206.....Dick Lane, 1956

### Game

- 115.....Larry Wilson vs. Cleveland, Dec. 19, 1965 (3 int., TD)  
 110.....Jerry Norton at Pittsburgh, Nov. 26, 1961 (4 int., 2 TD)  
 100.....Ken Greene vs. Buffalo, Nov. 15, 1981 (3 int.)

### Opponent/Game

- 103.....Brad Edwards at Washington, Nov. 29, 1992 (3 int., TD)  
 99.....Gene Atkins vs. New Orleans, Dec. 22, 1991 (3 int.)

## Longest Interception Return

- 96.....Larry Wilson vs. Cleveland, Dec. 19, 1965 (TD)  
 92.....Leo Sanford at Pittsburgh, Sept. 26, 1955 (TD)  
 91.....Larry Wilson at Philadelphia, Oct. 2, 1966 (TD)  
 79.....Mike Sensibaugh vs. N.Y. Giants, Oct. 31, 1977 (TD)  
 78.....Kwamie Lassiter vs. Philadelphia, Dec. 16, 1979  
     Carl Allen vs. Chicago, Dec. 16, 1979  
 72.....Lorenzo Lynch vs. Seattle, Oct. 29, 1995-OT (TD)  
 70.....Tommy Bennett at Philadelphia, Dec. 13, 1998 (TD)  
     Carl Allen vs. Philadelphia, Sept. 28, 1980 (TD)  
 69.....Dick Lane at Philadelphia, Nov. 15, 1959 (TD)  
 68.....Bob Nussbaumer at Green Bay, Oct. 16, 1949



*Hall of Fame safety Larry Wilson, the Cardinals' career interception leader.*

- 67.....Leonard Smith vs. Green Bay, Sept. 29, 1985  
 66.....Bernard Wilson vs. Philadelphia, Nov. 2, 1997 (TD)  
     Dick Lane vs. N.Y. Giants, Oct. 1, 1956 (TD)  
 65.....Aeneas Williams at Philadelphia, Dec. 22, 1996 (TD)  
**\*Longest OT interception return for a touchdown in NFL history**

### Opponent/Game

- 93.....Eric Turner at Cleveland, Sept. 18, 1994 (TD)  
 90.....Mel Renfro vs. Dallas, Oct. 4, 1965 (TD)

## Interception Returns For Touchdown

### Career

- 6.....Aeneas Williams, 1991-2000  
 5.....Larry Wilson, 1960-72  
 3.....Robert Massey, 1991-93  
     Bill Blackburn, 1946-50  
     Pat Fischer, 1961-67

### Season

- 3.....Robert Massey, 1992  
 2.....Aeneas Williams, 1997  
     Aeneas Williams, 1995  
     Larry Wilson, 1966  
     Pat Fischer, 1964  
     Jerry Norton, 1961  
     Billy Stacy, 1961  
     Billy Blackburn, 1948

### Game

- \*\*2.....Robert Massey vs. Washington, Oct. 4, 1992  
     Billy Stacy at Dallas, Nov. 5, 1961  
     Jerry Norton at Pittsburgh, Nov. 26, 1961  
     Billy Blackburn vs. Boston, Oct. 24, 1948  
**\*\*Ties NFL record**

## Most Consecutive Games With Int.

- 7.....Larry Wilson, 1966  
 6.....Dick Lane, 1954-55  
 5.....Pat Fischer, 1963

(Individual Records continued on page 332)

# Individual Punting Records

## Total Punts

### Career

- 360 .....Carl Birdsong, 1981-85
- 346 .....Rich Camarillo, 1989-93
- 337 .....Jeff Feagles, 1994-97
- 307 .....Scott Player, 1998-**
- 248 .....Chuck Latourette, 1967-68, 70-71

### Season

- 100 .....Larry Swider, 1980 (41.5 avg.)
- 98 .....Jeff Feagles, 1994 (40.6 avg.)
- 94 .....Scott Player, 1999 (42.0 avg.)**
- 91 .....Jeff Feagles, 1997 (44.3 avg.)
- 85 .....Jerry Norton, 1961 (44.7 avg.)
- Carl Birdsong, 1985 (41.7 avg.)
- Carl Birdsong, 1983 (41.5 avg.)

### Game

- 12 .....Beryl Clark vs. Detroit, Oct. 15, 1940
- 11 .....Larry Swider vs. Washington, Dec. 21, 1980
- Gary Keithley at Washington, Oct. 21, 1973
- King Hill vs. Minnesota, Oct. 19, 1969
- 10 .....Scott Player at N.Y. Jets, Nov. 7, 1999**
- Carl Birdsong at N.Y. Giants, Dec. 4, 1983
- Carl Birdsong vs. Washington, Jan. 2, 1983
- Jerry Norton vs. N.Y. Giants, Oct. 8, 1961
- Charley Trippi at Philadelphia, Dec. 4, 1955
- Charley Trippi vs. Philadelphia, Oct. 3, 1954
- Frank Poltfoot vs. N.Y. Giants, Nov. 25, 1951
- Jim Hardy at Chicago, Oct. 8, 1950

### Opponent/Game

- 11 .....Don Chandler vs. N.Y. Giants, Oct. 8, 1961

## Average Yards

### Career

- 44.9 .....Jerry Norton, 1959-61 (183-8,219)
- 43.7 .....Rich Camarillo, 1989-93 (346-15,114)
- 43.0 .....Jeff Feagles, 1994-97 (337-14,503)
- 42.5 .....Scott Player, 1998- (240-10,197)**
- 41.5 .....Larry Swider, 1980 (100-4,111)

### Season

- 45.6 .....Jerry Norton, 1960 (39-1,778)
- 45.3 .....Rich Camarillo, 1991 (76-3,445)
- 44.9 .....Jerry Norton, 1959 (55-2,649)
- 44.7 .....Jerry Norton, 1961 (85-3,799)
- 44.3 .....Jeff Feagles, 1997 (91-4,028)

### Game

- 54.0 .....Greg Cater at San Francisco, Oct. 18, 1987 (2-108)
- 53.3 .....Dave Mann at Pittsburgh, Oct. 13, 1957 (4-213)
- 53.2 .....Rich Camarillo vs. Atlanta, Oct. 20, 1991 (5-266)
- 52.8 .....Jerry Norton at Philadelphia, Nov. 15, 1959 (5-264)
- 52.7 .....Rich Camarillo vs. San Diego, Dec. 6, 1992 (3-158)

### Opponent/Game (minimum 4 punts)

- 57.0 .....Mark Royals at New Orleans, Dec. 14, 1997 (6-342)
- 55.6 .....Louie Aguiar vs. Kansas City, Oct. 1, 1995 (5-278)
- 54.3 .....Tom Rouen vs. Denver, Sept. 23, 2001 (4-217)
- 54.0 .....Harry Newsome at Minnesota, Oct. 13, 1991 (5-270)

## Longest Punt

- 84 .....Doug Russell vs. Chicago, Sept. 11, 1938
- 81 .....Mike Wood at N.Y. Giants, Dec. 10, 1978
- 78 .....Ernie Nevers vs. Green Bay, Nov. 13, 1930
- Jerry Norton at Dallas, Nov. 5, 1961

### Opponent/Game

- 71 .....Billy Lothridge at Dallas, Sept. 12, 1964
- 69 .....Tom Tupa at N.Y. Jets, Nov. 7, 1999
- Tom Blanchard vs. New Orleans, Dec. 8, 1974

# Ind. Punt Return Records

## Total Punt Returns

### Career

- 193 .....Vai Sikahema, 1986-90
- 156 .....Stump Mitchell, 1981-89
- 80 .....Terry Metcalf, 1973-77
- 71 .....Willard Harrell, 1978-84
- 64 .....Chuck Latourette, 1967-68, 70-71

### Season

- 44 .....Vai Sikahema, 1987
- 43 .....Eric Metcalf, 1998
- Vai Sikahema, 1986
- 42 .....Stump Mitchell, 1981
- 41 .....Patrick Robinson, 1994
- 40 .....Arnold Jackson, 2001**
- Kevin Williams, 1997
- 38 .....Stump Mitchell, 1983
- Stump Mitchell, 1984
- Vai Sikahema, 1989

### Game

- 8 .....Stump Mitchell at Washington, Jan. 2, 1983
- 7 .....Vai Sikahema vs. Pittsburgh, Oct. 9, 1988
- Vai Sikahema vs. Dallas, Sept. 13, 1987
- Stump Mitchell at N.Y. Giants, Dec. 4, 1983

### 6 .....Arnold Jackson at N.Y. Giants, Nov. 11, 2001

- Kevin Williams at Baltimore, Nov. 23, 1997
- Kevin Williams vs. Dallas, Sept. 7, 1997
- Vai Sikahema vs. San Diego, Oct. 1, 1989
- Stump Mitchell at Atlanta, Oct. 18, 1981
- Gary Hammond vs. Philadelphia, Sept. 15, 1974
- Chuck Latourette vs. Houston, Nov. 1, 1970

### Opponent/Game

- 9 .....Mike Nelms vs. Washington, Dec. 21, 1980

## Punt Return Yardage

### Career

- 2,152 .....Vai Sikahema, 1986-90
- 1,377 .....Stump Mitchell, 1981-89
- 921 .....Terry Metcalf, 1973-77
- 864 .....Charley Trippi, 1947-55
- 854 .....Willard Harrell, 1978-84

### Season

- 550 .....Vai Sikahema, 1987
- 522 .....Vai Sikahema, 1986
- 462 .....Kevin Williams, 1997
- 461 .....Arnold Jackson, 2001**
- 445 .....Stump Mitchell, 1981
- 433 .....Vai Sikahema, 1989
- 373 .....Mac Cody, 1999
- 345 .....Chuck Latourette, 1968

## Game

- 145.....Vai Sikahema vs. Tampa Bay, Dec. 21, 1986  
143.....Chuck Latourette at New Orleans, Sept. 29, 1968  
142.....**Johnny Roland at Philadelphia, Oct. 2, 1966**  
110.....Kevin Williams at Baltimore, Nov. 23, 1997  
100.....Johnny Bailey vs. Dallas, Nov. 22, 1992  
99.....Don Paul at Philadelphia, Nov. 19, 1950

## Opponent/Game

- 128.....Eddie Kennison vs. St. Louis, Sept. 29, 1996-OT  
118.....Derrick Shepard at Washington, Oct. 3, 1987  
107.....Dennis Morgan vs. Dallas, Oct. 13, 1974

## Longest Punt Return

- 95t.....Frank Bernardi at Washington, Oct. 14, 1956  
88t.....Phil Sarboe vs. N.Y. Giants, Oct. 17, 1935  
86t.....Chuck Latourette at New Orleans, Sept. 29, 1968  
**Johnny Roland at Philadelphia, Oct. 2, 1966**  
84t.....Ken Hall vs. Pittsburgh, Nov. 1, 1959

## Opponent/Game

- 98t.....Dennis Morgan vs. Dallas, Oct. 13, 1974  
81t.....Lionel James at San Diego, Sept. 20, 1987  
80t.....Roy Jefferson vs. Pittsburgh, Nov. 10, 1968

## Average Yards

### Career

- 13.7.....Charley Trippi, 1947-55 (63-864)  
12.0.....Willard Harrell, 1978-84 (71-854)  
11.5.....Terry Metcalf, 1973-77 (80-921)  
11.2.....Vai Sikahema, 1986-90 (193-2,152)  
9.4.....Mac Cody, 1999-2000 (63-595)

## Season (15 or more returns)

- 20.93.....John "Red" Cochran, 1949 (15-314)  
20.88.....Jerry Davis, 1948 (16-334)  
13.15.....Johnny Bailey, 1992 (20-263)  
13.08.....Terry Metcalf, 1974 (26-340)  
12.50.....Vai Sikahema, 1987 (44-550)

## Game

- 47.7.....Chuck Latourette at New Orleans, Sept. 29, 1968 (3-143)  
**47.3.....Johnny Roland at Philadelphia, Oct. 2, 1966 (3-142)**  
36.3.....Vai Sikahema vs. Tampa Bay, Dec. 21, 1986 (4-145)  
33.0.....Don Paul at Philadelphia, Nov. 19, 1950 (3-99)  
32.3.....Frank Bernardi at Washington, Oct. 14, 1956 (3-97)

## Opponent/Game

- 39.3.....Derrick Shepard at Washington, Oct. 4, 1987 (3-118)  
32.0.....Eddie Kennison vs. St. Louis, Sept. 29, 1996-OT (4-128)  
23.5.....Roy Jefferson vs. Pittsburgh, Nov. 10, 1968 (4-94)

## Most Touchdowns

- 3.....Ollie Matson, 1954-55  
2.....Vai Sikahema, 1986 (both vs. Tampa Bay, Dec. 21, 1986)  
Jerry Davis, 1948  
Charley Trippi, 1948  
John "Red" Cochran, 1949  
Billy Stacy, 1959

# Ind. Kickoff Return Records

## Total Kickoff Returns

### Career

- 177.....Stump Mitchell, 1981-89  
164.....Vai Sikahema, 1986-90  
**131.....MarTay Jenkins, 2000-**  
107.....Terry Metcalf, 1973-77  
86.....Ollie Matson, 1952, '54-58  
83.....Roy Green, 1979-90

### Season

- 82.....MarTay Jenkins, 2000**  
59.....Kevin Williams, 1997  
57.....Eric Metcalf, 1998  
55.....Stump Mitchell, 1981  
54.....Leeland McElroy, 1996

## Record-setting kickoff returner MarTay Jenkins.



### Game

- 8.....MarTay Jenkins at Jacksonville, Dec. 10, 2000**  
**7.....MarTay Jenkins vs. Denver, Sept. 23, 2001**  
**MarTay Jenkins vs. Philadelphia, Oct. 15, 2000**  
Kevin Williams vs. Atlanta, Dec. 21, 1997  
Kevin Williams vs. Washington, Dec. 7, 1997  
Leeland McElroy at Washington, Nov. 10, 1996-OT  
Leeland McElroy at Minnesota, Dec. 1, 1996  
Ryan Terry at Dallas, Sept. 24, 1995  
Johnny Bailey at Seattle-OT, Dec. 19, 1993  
Larry Centers at Dallas, Dec. 16, 1990  
Stump Mitchell at Washington, Nov. 1, 1981  
Stump Mitchell at Atlanta, Oct. 18, 1981  
Terry Metcalf vs. Dallas, Oct. 9, 1977  
Willie Carter vs. Philadelphia, Oct. 25, 1953  
**6.....MarTay Jenkins vs. N.Y. Giants, Nov. 26, 2000**  
**MarTay Jenkins at Philadelphia, Nov. 19, 2000**  
**MarTay Jenkins at Dallas, Oct. 22, 2000**  
Mario Bates at Atlanta, Dec. 26, 1999  
Mario Bates vs. Buffalo, Dec. 19, 1999  
Eric Metcalf at Philadelphia, Dec. 13, 1998  
Eric Metcalf vs. Oakland, Oct. 4, 1998  
Kevin Williams vs. Tennessee, Oct. 26, 1997  
Chuck Levy at Cleveland, Sept. 18, 1994  
Johnny Bailey at N.Y. Giants, Oct. 11, 1992  
Vai Sikahema at N.Y. Giants, Dec. 4, 1988  
Stump Mitchell at Philadelphia, Oct. 13, 1985  
Clyde Duncan at N.Y. Giants, Sept. 22, 1985  
Stump Mitchell at Washington, Nov. 6, 1983  
Stump Mitchell vs. Dallas, Sept. 11, 1983  
Willard Harrell vs. Baltimore, Oct. 8, 1978  
George Hoey vs. Philadelphia, Nov. 21, 1971  
Bobby Williams at Dallas, Nov. 23, 1967  
Jerry Stovall at Cleveland, Sept. 20, 1964  
Bill Triplett vs. Green Bay, Oct. 20, 1963  
Woodley Lewis vs. Philadelphia, Nov. 3, 1957

### Opponent/Game

- 8.....Gary Ellerson vs. Green Bay, Sept. 29, 1985**  
**7.....Larry Foster vs. Detroit, Nov. 18, 2001**  
Jimmy Edwards vs. Minnesota, Nov. 4, 1979

(Individual Records continued on page 334)

(Individual Kickoff Return Records continued from page 333)

## Kickoff Return Yardage

### Career

- 4,007.....Stump Mitchell, 1981-89
- 3,501.....Vai Sikahema, 1986-90
- 3,306.....MarTay Jenkins, 2000-**
- 2,804.....Terry Metcalf, 1973-77
- 2,453.....Ollie Matson, 1952, '54-58

### Season

- 2,186.....MarTay Jenkins, 2000**
- 1,458.....Kevin Williams, 1997
- 1,292.....Stump Mitchell, 1981
- 1,231.....Mario Bates, 1999
- 1,218.....Eric Metcalf, 1998
- 1,148.....Leeland McElroy, 1996
- 1,120.....MarTay Jenkins, 2001**
- 1,005.....Roy Green, 1979
- 960.....Terry Metcalf, 1975

### Game

- 207.....Kevin Williams vs. Atlanta, Dec. 21, 1997
- 203.....George Hoey vs. Philadelphia, Nov. 21, 1971
- 194.....Eric Metcalf vs. Oakland, Oct. 4, 1998
- 193.....MarTay Jenkins at Jacksonville, Dec. 10, 2000**
- 185.....Les Goble at N.Y. Giants, Sept. 26, 1954
- 183.....MarTay Jenkins vs. Washington, Nov. 5, 2000**
- 178.....Stump Mitchell at Atlanta, Oct. 18, 1981
- 177.....Don Shy vs. Washington, Sept. 23, 1973

### Opponent/Game

- 253.....Derrick Witherspoon vs. Philadelphia, Nov. 24, 1996
- 225.....Herb Mul-Key vs. Washington, Sept. 23, 1973

## Longest Kickoff Return

- \*1061.....Roy Green at Dallas, Oct. 21, 1979
- 1051.....Frank Seno at N.Y. Giants, Oct. 20, 1946
- 1051.....Ollie Matson at Washington, Oct. 14, 1956
- 1031.....George Hoey vs. Philadelphia, Nov. 21, 1971
- 1021.....Doug Russell vs. Cincinnati, Sept. 23, 1934
- 1011.....Ollie Matson vs. Pittsburgh, Nov. 23, 1958
- 1001.....John Gilliam at Green Bay, Dec. 21, 1969
- Ollie Matson vs. Chicago, Oct. 5, 1952
- \*Ties NFL record

### Opponent/Game

- 100.....Dennis Pearson vs. Atlanta, Dec. 17, 1978 (TD)
- 99.....Jon Vaughn vs. New England, Sept. 29, 1991 (TD)

## Average Yards

### Career

- 28.5.....Ollie Matson, 1952, '54-58
- 26.2.....Terry Metcalf, 1973-77
- 25.2.....MarTay Jenkins, 2000-**
- 23.1.....Roy Green, 1979-90
- 22.6.....Stump Mitchell, 1981-90

### Season (15 or more attempts)

- 35.5.....Ollie Matson, 1958 (14-497)
- 31.2.....Terry Metcalf, 1974 (20-623)
- Ollie Matson, 1952 (20-623)
- 29.2.....Jerry Davis, 1948 (15-437)
- 28.3.....Don Paul, 1951 (15-424)

### Game (3 or more attempts)

- 48.3.....John Gilliam at Green Bay, Dec. 21, 1969 (3-145)
- 47.0.....Terry Metcalf at Houston, Oct. 20, 1974 (3-141)
- 46.3.....Les Goble vs. N.Y. Giants, Sept. 26, 1954 (4-185)
- 43.3.....MarTay Jenkins at Minnesota, Nov. 12, 2000 (4-173)**
- 43.0.....Chuck Latourette at Phila., Nov. 3, 1968 (3-129)

### Opponent/Game

- 59.0.....Timmy Brown at Philadelphia, Sept. 22, 1963 (3-177)

## Most Touchdowns

### Career

- 6.....Ollie Matson, 1952 (2), '54, '56, '58 (2)
- 2.....Les Goble, 1954 (2)
- Terry Metcalf, 1974-75

### Season

- 2.....Ollie Matson, 1952 and '58 (twice)
- Les Goble, 1954

## Combined Kick Returns

### Season

- 2,187.....MarTay Jenkins, 2000 (2,186 kickoff-1 punt)**
- 1,920.....Kevin Williams, 1997 (1,458 kickoff-462 punt)
- 1,737.....Stump Mitchell, 1981 (1,292 kickoff-445 punt)
- 1,582.....Chuck Latourette, 1968 (1,237 kickoff-345 punt)
- 1,513.....Eric Metcalf, 1998 (1,218 kickoff-295 punt)



*Legendary running back Ollie Matson, who holds the Cardinals' career records for touchdowns via punt returns (three) and kickoff returns (six).*

# Individual Fumble Records

## Total Fumbles

### Season

- 16 .....Dave Krieg, 1995  
 15 .....Terry Metcalf, 1976  
     Sam Etcheverry, 1961  
     Paul Christman, 1946  
 14 .....Terry Metcalf, 1974  
     John David Crow, 1962  
     Otis Anderson, 1981

### Game

- 6 .....Sam Etcheverry at N.Y. Giants, Sept. 17, 1961  
 5 .....Paul Christman at Green Bay, Oct. 10, 1946

## Opponent Fumbles Recovered

### Career

- 19 .....Mark Arneson, 1972-80  
     Roger Wehrli, 1969-82  
 16 .....Bill Koman, 1959-67  
 14 .....Chuck Walker, 1964-72  
 12 .....Aeneas Williams, 1991-2000  
     **Larry Wilson, 1960-72**  
     Larry Stallings, 1963-75  
     Leo Sugar, 1954-60

### Season

- 5 .....Michael Bankston, 1993  
     Chuck Walker, 1969  
     Tom Wham, 1950  
 4 .....Larry Stallings, 1972  
     Lee Nelson, 1983  
     Curtis Greer, 1981  
     Tom Wham, 1949

### Game

- 3 .....Corwin Clatt at Detroit, Nov. 6, 1949  
 2 .....Many times, most recently by Michael Bankston at Washington, Oct. 17, 1993, and Lorenzo Lynch at Philadelphia, Sept. 5, 1993

## Own Fumbles Recovered

### Season

- 8 .....Paul Christman, 1945  
 7 .....Dave Krieg, 1995  
     Terry Metcalf, 1974  
     John Roach, 1960

### Game

- 4 .....Sam Etcheverry at N.Y. Giants, Sept. 17, 1961

## Most Fumbles Returned For Touchdown

### Career

- 3 .....Leo Sugar, 1954, '57 (2)  
 2 .....Aeneas Williams, 1991-2000  
     Rod Saddler, 1989, '91  
     Larry Stallings, 1965, '69  
     **Larry Wilson, 1963, '69**  
     Don Brumm, 1965, '68

### Season

- 2 .....Leo Sugar, 1957

## Longest Fumble Return

- \*104 .....Aeneas Williams vs. Washington, Nov. 5, 2000 (TD)  
**88 .....Larry Wilson at Green Bay, Dec. 21, 1969 (TD)**  
 85 .....Eric Hill at L.A. Rams, Sept. 1, 1991 (TD)  
 83 .....Vince Banonis vs. N.Y. Giants, Nov. 30, 1947 (TD)  
 77 .....Mark Jackson vs. New Orleans, Oct. 11, 1987 (TD)  
 72 .....Steve Neils vs. Cleveland, Oct. 28, 1979 (TD)  
 71 .....Ron Yankowski at Washington, Sept. 22, 1974 (TD)  
     \*Equals NFL record

# Individual Longevity Records

## Service

### Most Seasons

- 18 .....Jim Hart, 1966-83  
 17 .....Jim Bakken, 1962-78  
 15 .....Jackie Smith, 1963-77  
 14 .....Roger Wehrli, 1969-82  
     Larry Stallings, 1963-76  
     Ernie McMillan, 1961-74  
**13 .....Larry Wilson, 1960-72**  
     Luis Sharpe, 1982-94  
 12 .....Roy Green, 1979-90  
     Ken Gray, 1958-69  
     Dan Dierdorf, 1971-78, '80-83  
     Mel Gray, 1971-82

### Most Consecutive Games Played

- 234 .....Jim Bakken, 1962-78  
 162 .....Ernie McMillan, 1961-73  
 160 .....Aeneas Williams, 1991-2000  
 148 .....Bobby Joe Conrad, 1958-68  
 134 .....Tom Brahaney, 1973-80  
 121 .....Jackie Smith, 1963-71

### Most Games Played

- 234 .....Jim Bakken, 1962-78  
 199 .....Jim Hart, 1966-83  
 198 .....Jackie Smith, 1963-77  
 193 .....Roger Wehrli, 1969-82  
 189 .....Luis Sharpe, 1982-94  
 180 .....Larry Stallings, 1963-76  
 178 .....Ernie McMillan, 1961-74  
 169 .....Roy Green, 1979-90  
     **Larry Wilson, 1960-72**  
 160 .....Aeneas Williams, 1991-2000  
     Dan Dierdorf, 1971-83

### Most Seasons, Head Coach

- 6 .....Jim Hanifan, 1980-85  
     Jim Conzelman, 1940-42, '46-48  
 5 .....Don Coryell, 1973-77  
     Charley Winner, 1966-70  
 4 .....Vince Tobin, 1996-2000  
     Joe Bugel, 1990-93  
     Wally Lemm, 1962-65  
     Frank "Pop" Ivy, 1958-61  
     Milan Creighton, 1935-38

# Team Scoring Records

## Most Points Scored

Season	
423.....	1984
395.....	1948
379.....	1983
362.....	1987
358.....	1949

### Opponent/Season

443.....	2000
428.....	1983
422.....	1995
414.....	1985

### Game

65.....	At N.Y. Bulldogs, Nov. 13, 1949
63.....	At N.Y. Giants, Oct. 17, 1948
60.....	Vs. Rochester, Oct. 7, 1923

### Opponent/Game

56.....	Vs. Philadelphia, Oct. 25, 1953
55.....	Vs. Miami, Nov. 24, 1977
	At Green Bay, Nov. 1, 1924

## Most Points Both Teams

### Game

98.....	Cardinals 63 at N.Y. Giants 35, Oct. 17, 1948
93.....	Cardinals 42 vs. New Orleans 51, Nov. 2, 1969
87.....	Cardinals 45 at Washington 42, Nov. 22, 1998
85.....	Cardinals 65 at N.Y. Bulldogs 20, Nov. 13, 1949

## Fewest Points Scored

Season	
74.....	1936
84.....	1939
95.....	1943

### Opponent/Season

170.....	1982
182.....	1956
198.....	1946

## Most TDs Scored

Season	
53.....	1948
51.....	1984
48.....	1949
47.....	1983
46.....	1987

### Opponent/Season

56.....	1983
53.....	1995
52.....	2000
51.....	1988
50.....	1990, 1981

### Game

9.....	At N.Y. Bulldogs, Nov. 13, 1949
	At N.Y. Giants, Oct. 17, 1948
	Vs. Rochester, Oct. 7, 1923
8.....	Vs. Detroit, Nov. 7, 1948
	At Minnesota, Oct. 6, 1963

### Opponent/Game

8.....	Vs. Miami, Nov. 24, 1977
	Vs. Philadelphia, Oct. 25, 1953
	At Green Bay, Nov. 1, 1924

### Both Teams/Game

14.....	Cardinals 9 at N.Y. Giants 5, Oct. 17, 1948
13.....	Cardinals 6 vs. N. Orleans 7, Nov. 2, 1969
12.....	Cardinals 9 at N.Y. Bulldogs 3, Nov. 13, 1949

## Fewest TDs Scored

Season	
16.....	1982
19.....	1991
22.....	1972
24.....	2000, 1994, 1971

### Opponent/Season

21.....	1982
23.....	1956
27.....	1993, 1982, 1974, 1970

## Most TDs Rushing

Season	
25.....	1948
22.....	1968, 1949
21.....	1984, 1947

### Opponent/Season

29.....	2000
27.....	1991
26.....	1958
24.....	1953

### Game

6.....	Vs. Chicago Bears, Nov. 28, 1929
--------	----------------------------------

### Opponent/Game

5.....	At Dallas, Dec. 16, 1990
4.....	Ten times, most recently at Green Bay, Jan. 2, 2000

## Most TDs Passing

Season	
30.....	1963
29.....	1983
28.....	1984
26.....	1988
25.....	1987

### Opponent/Season

38.....	1969
34.....	1985
33.....	1995

### Game

6.....	At N.Y. Bulldogs, Nov. 13, 1949
	Vs. Baltimore, Oct. 2, 1950
	At Cleveland, Sept. 26, 1965
	Vs. New Orleans, Nov. 2, 1969
5.....	Three times, most recently vs. Dallas, Dec. 9, 1962

### Opponent/Game

6.....	Vs. Miami, Nov. 24, 1977
	Vs. New Orleans, Nov. 2, 1969

### Both Teams/Game

*12.....	Cardinals 6 vs. New Orleans 6, Nov. 2, 1969
10.....	Cardinals 4 at Chicago Bears 6, Dec. 5, 1937
9.....	Three times, most recently Cardinals 4 at Washington 5, Nov. 9, 1958
	*NFL record

## Most TDs By Interception

Season	
5.....	1961, 1964
4.....	1995
3.....	2001, 1999, 1997, 1992, 1966, 1955, 1949

### Opponent/Season

5.....	1983, 1967
--------	------------

### Game

2.....	Many times, most recently vs. Washington, Oct. 4, 1992
--------	---

### Opponent/Game

2.....	Vs. San Francisco, Sept. 18, 1983
--------	-----------------------------------

## Most TDs By KO Return

Season	
3.....	1954

### Opponent/Season

2.....	1999, 1995, 1978
--------	------------------

### Game

1.....	Many times, most recently at Minnesota, Nov. 12, 2000
--------	--

### Opponent/Game

1.....	Many times, most recently vs. Philadelphia, Nov. 4, 2001
--------	---

## Most TDs By Punt Return

Season	
5.....	1959
4.....	1948

### Opponent/Season

2.....	2000
1.....	Eight times, most recently 1997

### Game

2.....	Vs. N.Y. Giants, Nov. 22, 1959
	Vs. Pittsburgh, Nov. 1, 1959
	Vs. Tampa Bay, Dec. 21, 1986

## Fewest TDs Rushing

Season	
3.....	1995
6.....	2000, 1991
8.....	1936, 1986, 1971, 1961

### Opponent/Season

5.....	1982
7.....	1994
8.....	1948

## Fewest TDs Passing

Season	
6.....	1982
10.....	1991
11.....	1999, 1972
12.....	1980
13.....	1966

### Opponent/Season

8.....	1956
11.....	1974
12.....	1991, 1971

## Most PATs Scored

Season	
53.....	1948
48.....	1984
47.....	1988
46.....	1949
45.....	1983

### Opponent/Season

51.....	1983
50.....	2000, 1995
48.....	1990, 1981

### Game

9.....	Vs. N.Y. Giants, Oct. 17, 1948
8.....	At Minnesota, Oct. 6, 1963
	Vs. N.Y. Bulldogs, Nov. 13, 1949
	Vs. Detroit, Nov. 7, 1948

### Opponent/Game

7.....	At Green Bay, Jan. 2, 2000
	Vs. Miami, Nov. 24, 1977
	At N.Y. Giants, Dec. 7, 1969
	Vs. Philadelphia, Nov. 8, 1981

### Both Teams/Game

14.....	Cardinals 9 at N.Y. Giants 5, Oct. 17, 1948
12.....	Cardinals 6 vs. N. Orleans 6, Nov. 2, 1969
11.....	Cardinals 6 vs. Phila. 5, Dec. 16, 1962

## Most FGs Attempted

Season	
40.....	1966
39.....	1995, 1967
38.....	1964
Game	
9.....	At Pittsburgh, Sept. 24, 1967
7.....	At Atlanta, Dec. 9, 1973
	At Atlanta, Dec. 11, 1966
6.....	Vs. Green Bay, Sept. 19, 1976
	At Pittsburgh, Nov. 13, 1966

## Most FGs Made

Season	
30.....	1995
27.....	1967
25.....	1964
23.....	1998, 1996, 1984, 1973, 1966
Opponent/Season	
30.....	1997, 1996
29.....	1989
28.....	1985, 1972

### Game

7.....	At Pittsburgh, Sept. 24, 1967
6.....	At Atlanta, Dec. 9, 1973
5.....	Vs. Green Bay, Sept. 19, 1976
	Vs. Philadelphia, Dec. 13, 1964
4.....	Many times, most recently at Oakland,
	Dec. 2, 2001

### Opponent/Game

5.....	Vs. Green Bay, Sept. 24, 2000
	Vs. Dallas, Sept. 7, 1997
	At Philadelphia, Dec. 22, 1996
4.....	Many times, most recently at Miami,
	Sept. 19, 1999

### Both Teams/Game

8.....	Cardinals 4 at Cleveland 4, Sept. 20, 1964
7.....	Cardinals 3 at Miami 4, Sept. 12, 1999
	Cardinals 2 at Phila. 5, Dec. 22, 1996
	Cardinals 3 vs. Chicago 4, Nov. 27, 1994
	Cardinals 6 at Atlanta 1, Dec. 9, 1973
	Cardinals 7 at Pitt. 0, Sept. 24, 1967

## Consecutive Games Scoring FGs

19.....Game 4 in 1966-Game 8 in 1967

## Highest Score By Quarters

First Quarter	
27.....	Vs. Green Bay, Nov. 27, 1949
Second Quarter	
31.....	Vs. N.Y. Bulldogs, Nov. 13, 1949
Third Quarter	
35.....	Vs. Boston, Oct. 24, 1948
Fourth Quarter	
28.....	Vs. Philadelphia, Dec. 7, 1947
	Vs. Baltimore, Oct. 2, 1950
	At Minnesota, Oct. 6, 1963
	Vs. Pittsburgh, Nov. 30, 1969
	Vs. Tampa Bay, Nov. 8, 1987

## Opponent Highest Score By Quarters

First Quarter	
21.....	At Philadelphia, Sept. 12, 1999
	Vs. Philadelphia, Dec. 10, 1988
Second Quarter	
27.....	At San Diego, Sept. 26, 1976
Third Quarter	
21.....	At Washington, Nov. 22, 1998
	Vs. Washington, Dec. 6, 1987
	Vs. Green Bay, Sept. 29, 1985
	At Cleveland, Sept. 8, 1985
	At Washington, Nov. 6, 1983
	Vs. San Francisco, Sept. 18, 1983
	At Dallas, Sept. 28, 1975
	At N.Y. Giants, Dec. 7, 1969
	Vs. New Orleans, Nov. 2, 1969
Fourth Quarter	
28.....	At Buffalo, Nov. 11, 1990
	At Washington, Nov. 6, 1983

## Score By Quarters Both Teams

First Quarter	
28.....	Cardinals 14 at Dallas 14, Nov. 23, 1967
Second Quarter	
47.....	Cardinals 27 vs. Philadelphia 20,
	Dec. 13, 1964
Third Quarter	
35.....	Cardinals 14 at Dallas 21, Sept. 28, 1975
	Cardinals 35 vs. Boston 0, Oct. 24, 1948
Fourth Quarter	
42.....	Cardinals 26 at Phila. 14, Dec. 7, 1947

## Score By Halves

First Half	
38.....	At Cleveland, Sept. 26, 1965
37.....	Vs. San Diego, Nov. 20, 1983
31.....	Vs. Detroit, Nov. 18, 2001
	At Washington, Nov. 22, 1998
	Vs. Philadelphia, Dec. 16, 1962
30.....	At N.Y. Jets, Nov. 23, 1975
Second Half	
38.....	Vs. Dallas, Dec. 9, 1962
35.....	Vs. Pittsburgh, Nov. 30, 1989
	At Minnesota, Oct. 6, 1963
31.....	Three times, most recently at
	Philadelphia, Nov. 3, 1962

## Opponent Score By Halves

First Half	
36.....	At L.A. Rams, Dec. 15, 1985
33.....	At San Diego, Sept. 26, 1976
Second Half	
36.....	At Washington, Nov. 22, 1998
35.....	At Green Bay, Jan. 2, 2000
	Vs. Philadelphia, Nov. 8, 1981



## Most First Downs

Season	
345.....	1984
336.....	1988
325.....	1987
315.....	1998
309.....	1976
Opponent/Season	
345.....	2000
336.....	1996
329.....	1989
328.....	1981
Game	
32.....	At Washington, Nov. 11, 1996-OT
	At N.Y. Bulldogs, Nov. 13, 1949
31.....	Vs. Washington, Nov. 16, 1975
30.....	At Green Bay, Jan. 2, 2000
	At L.A. Rams, Oct. 2, 1988
	Vs. Philadelphia, Dec. 16, 1962
Opponent/Game	
34.....	Vs. Miami, Nov. 24, 1977
	Vs. Atlanta, Nov. 9, 1980
Both Teams/Game	
57.....	Cardinals 32 at Washington 25,
	Nov. 10, 1996-OT
56.....	Cardinals 30 at Green Bay 26,
	Jan. 2, 2000
	Cardinals 25 at Washington, 31,
	Nov. 22, 1998

54.....	Cardinals 31 vs. N. Orleans 23,
	Oct. 23, 1977
53.....	Cardinals 30 at L.A. Rams 23, Oct. 2, 1988
	Cardinals 19 vs. Atlanta 34, Nov. 9, 1980

## Fewest First Downs

Season	
101.....	1939
102.....	1943
115.....	1945
Opponent/Season	
140.....	1946
158.....	1960
163.....	1982
Game	
5.....	Vs. N.Y. Giants, Oct. 8, 1961
6.....	At Detroit, Dec. 6, 1970
7.....	Four times, most recently at Carolina,
	Nov. 19, 1995
Opponent/Game	
3.....	At New Orleans, Oct. 5, 1980

## Most First Downs Rushing

Season	
145.....	1979
140.....	1976
135.....	1981, 1948
131.....	1975
Opponent/Season	
148.....	2000
140.....	1990
135.....	1973
134.....	1981
Game	
23.....	At New Orleans, Oct. 5, 1980
19.....	Vs. Green Bay, Dec. 5, 1948
18.....	Vs. Minnesota, Nov. 4, 1979
17.....	At N.Y. Giants, Dec. 12, 1976
	At Philadelphia, Sept. 22, 1963
Opponent/Game	
19.....	Vs. Miami, Nov. 24, 1977
Both Teams/Game	
28.....	Cardinals 17 at N.Y. Giants 11,
	Dec. 12, 1976
	Cardinals 8 at Cleve. 20, Nov. 12, 1958
27.....	Cardinals 9 at Oakland 18, Oct. 7, 1973
	Cardinals 15 at Pitt. 12, Nov. 1, 1959
	Cardinals 17 at N.Y. Bulldogs 10,
	Nov. 13, 1949

(Team First Down Records continued on page 338)

(Team First down Records continued from page 337)

## Most First Downs Passing

<b>Season</b>	
214.....	1996
200.....	1984
195.....	1988
189.....	1987
186.....	1997
<b>Opponent/Season</b>	
192.....	1996
185.....	1989, 1969
180.....	1995

### Game

23.....	At Washington, Nov. 10, 1996-OT
	Vs. St. Louis, Sept. 29, 1996-OT
22.....	Vs. Philadelphia, Dec. 13, 1964
21.....	At Green Bay, Jan. 2, 2000
	Vs. New Orleans, Dec. 20, 1998
	Vs. Dallas, Nov. 15, 1998
	Vs. Atlanta, Nov. 26, 1995 (OT)
	Vs. Dallas, Nov. 11, 1984
19.....	Vs. Philadelphia, Nov. 24, 1996
	At San Francisco, Oct. 24, 1993
	At Dallas, Sept. 20, 1992
	At San Diego, Sept. 20, 1987

### Opponent/Game

22.....	Vs. Detroit, Nov. 18, 2001
	At N.Y. Giants, Dec. 7, 1969

### Both Teams/Game

39.....	Cardinals 17 vs. Detroit 22, Nov. 18, 2001
35.....	Cardinals 21 vs. New Orleans 14, Dec. 20, 1998
	Cardinals 19 vs. Phila. 16, Nov. 24, 1996
34.....	Cardinals 21 at Green Bay 13, Jan. 2, 2000
	Cardinals 23 at Washington 11, Nov. 10, 1996-OT
	Cardinals 12 at Pitt. 21, Dec. 13, 1958

## Most First Downs By Penalty

<b>Season</b>	
38.....	1998
36.....	1995
31.....	1973
30.....	1997, 1947
28.....	1994, 1992, 1964

### Opponent/Season

32.....	1966
31.....	1989
30.....	1994, 1986, 1985, 1970

### Game

7.....	At N.Y. Giants, Oct. 8, 1995 (OT)
6.....	At St. Louis, Sept. 27, 1998
	At L.A. Rams, Sept. 4, 1994
	Vs. Washington, Oct. 4, 1992
5.....	Seven times, most recently vs. Atlanta, Sept. 30, 2001

### Opponent/Game

5.....	Twelve times, most recently at Washington, Nov. 22, 1998
--------	---

### Both Teams/Game

10.....	Cardinals 5 vs. Phila. 5, Oct. 10, 1976
9.....	Cardinals 4 vs. Dallas 5, Nov. 4, 1985
8.....	Six times, most recently Cardinals 5 at Dallas 3, Sept. 24, 1995; Cardinals 7 at N.Y. Giants 1, Oct. 8, 1995 (OT)

## Fewest First Downs Rushing

<b>Season</b>	
65.....	1995
68.....	1972
70.....	1996
71.....	2000, 1982
73.....	1991

### Opponent/Season

56.....	1960
58.....	1982
68.....	1966

### Game

0.....	At Carolina, Nov. 19, 1995
	Vs. Dallas, Nov. 22, 1992
†.....	Fifteen times, most recently vs. Green Bay, Sept. 24, 2000

### Opponent/Game

0.....	At Tampa Bay, Sept. 28, 1997
	Vs. Tampa Bay, Dec. 27, 1992
	At New Orleans, Oct. 5, 1980
	At N.Y. Giants, Nov. 6, 1966

## Fewest First Downs Passing

<b>Season</b>	
81.....	1982
88.....	1960
102.....	1972
104.....	1970
107.....	1968

### Opponent/Season

52.....	1946
79.....	1957, 1956, 1950
82.....	1952

### Game

0.....	Vs. New Orleans, Oct. 11, 1987
1.....	At Atlanta, Dec. 9, 1973
2.....	Seven times, most recently vs. Washington, Dec. 21, 1980

### Opponent/Game

2.....	Five times, most recently vs. N.Y. Giants, Dec. 12, 1992
--------	---

## Fewest First Downs By Penalty

<b>Season</b>	
9.....	1961
10.....	1982, 1974
11.....	1972, 1952

### Opponent/Season

7.....	1982
9.....	1960, 1957, 1952
10.....	1953, 1947



## Most Net Yards Gained

<b>Season</b>	
6,348.....	1984
5,807.....	1988
5,326.....	1987
5,213.....	1993
5,190.....	1996
<b>Opponent/Season</b>	
5,877.....	1989
5,737.....	2000
5,723.....	1981
5,704.....	1995

### Game

615.....	At Washington, Nov. 10, 1996-OT
589.....	Vs. Philadelphia Dec. 16, 1982
579.....	At N.Y. Giants, Oct. 17, 1948
572.....	At N.Y. Bulldogs, Nov. 13, 1949
527.....	Vs. Dallas, Dec. 9, 1962

### Opponent/Game

683.....	At Pittsburgh, Dec. 13, 1958
596.....	At Chicago, Dec. 11, 1949
578.....	At Dallas, Sept. 30, 1973

### Both Teams/Game

1,087.....	Cardinals 589 vs. Philadelphia 498, Dec. 16, 1962
1,031.....	Cardinals 615 at Washington 416, Nov. 10, 1996-OT
997.....	Cardinals 445 vs. Miami 552, Sept. 30, 1984
986.....	Cardinals 478 vs. New Orleans 508, Nov. 2, 1969

## Fewest Net Yards Gained

<b>Season</b>	
1,337.....	1933
1,854.....	1943
2,027.....	1939

### Opponent/Season

1,578.....	1934
2,029.....	1960
2,848.....	1982

### Game

14.....	Vs. Detroit, Sept. 15, 1940
49.....	At Philadelphia, Dec. 4, 1955
86.....	Vs. Pittsburgh, Sept. 26, 1955
96.....	At Carolina, Nov. 19, 1995
101.....	Vs. Denver, Dec. 16, 1989

### Both Teams/Game

30.....	Cardinals 14 vs. Detroit 16, Sept. 15, 1940
---------	---

# Team Rushing Records

## Most Yards Rushing

Season	Opponent/Season
2,582.....1979	2,609.....2000
2,560.....1948	2,428.....1981
2,404.....1975	2,395.....1978
2,356.....1960	2,378.....1985

### Game

330.....At New Orleans, Oct. 5, 1980
325.....Vs. Minnesota, Nov. 4, 1979
320.....At Green Bay, Oct. 10, 1948
319.....Vs. N.Y. Bulldogs, Oct. 30, 1949
308.....At N.Y. Giants, Nov. 13, 1949

### Opponent/Game

332.....At Cleveland, Oct. 12, 1958
309.....At N.Y. Giants, Nov. 12, 1950
292.....At Cincinnati, Dec. 3, 2000
272.....At New Orleans, Sept. 4, 1983

### Both Teams/Game

489.....Cardinals 308 vs. N.Y. Giants 181, Oct. 30, 1949
480.....Cardinals 148 vs. Cleveland 332, Nov. 12, 1958
465.....Cardinals 216 at N.Y. Giants 249, Nov. 30, 1947

## Fewest Yards Rushing

Season
709.....1943
835.....1939
912.....1940

### Opponent/Season

995.....1982
1,192.....1966
1,212.....1960

### Game

-1.....At N.Y. Giants, Oct. 18, 1953
14.....At Detroit, Sept. 15, 1940

### Opponent/Game

-24.....At Detroit, Oct. 13, 1946
-17.....At Detroit, Sept. 30, 1946
-10.....At Detroit, Sept. 15, 1940

## Highest Average

Season
4.87.....1960
4.82.....1948
4.73.....1985
4.66.....1970

## Most Attempts Rushing

Season
580.....1976
554.....1978
531.....1948
527.....1956
525.....1983

### Opponent/Season

588.....1979
579.....2000
567.....1979
560.....1986

### Game

70.....Vs. Green Bay, Dec. 5, 1948
69.....Vs. Green Bay, Nov. 6, 1936

### Opponent/Game

60.....At N.Y. Giants, Dec. 4, 1977
59.....Vs. Buffalo, Nov. 27, 1975
56.....Vs. Washington Nov. 21, 1976 Vs. Green Bay, Oct. 20, 1963

### Both Teams/Game

*108.....Cardinals 70 vs. Green Bay 38 Dec. 5, 1948
101.....Cardinals 69 vs. Green Bay 32, Dec. 6, 1936

\*NFL record

## Fewest Rushing Attempts

Season
307.....1982
322.....1953
334.....1945

### Opponent/Season

256.....1982
344.....1960

### Game

6.....Vs. Boston, Oct. 29, 1933
12.....At Minnesota, Dec. 1, 1996 At Carolina, Nov. 19, 1995 Vs. Denver, Dec. 16, 1989 Vs. Green Bay, Oct. 20, 1963

### Opponent/Game

8.....Vs. Buffalo, Sept. 9, 1984
12.....Vs. Atlanta, Dec. 18, 1983
13.....Vs. Minnesota, Oct. 2, 1994 At Philadelphia, Oct. 28, 1984
14.....At Detroit, Nov. 14, 1999 Vs. Cincinnati, Dec. 18, 1994 Vs. Philadelphia, Nov. 20, 1994 Vs. San Francisco, Nov. 1, 1992

# Team Passing Records

## Most Net Yards Passing

Season	Opponent/Season
4,262.....1984	3,616.....1980
3,780.....1988	3,598.....2001
3,688.....1996	3,575.....1989
3,503.....1995	3,547.....1981
3,482.....1998	

### Game

507.....At Washington, Nov. 10, 1996-OT
472.....At Pittsburgh, Dec. 13, 1958
468.....At Chicago, Dec. 11, 1949
448.....Vs. Dallas, Nov. 15, 1998
444.....At Washington, Dec. 16, 1984

### Opponent/Game

468.....At Chicago Bears, Dec. 11, 1949
429.....Vs. Detroit, Nov. 18, 2001
422.....At Green Bay, Dec. 21, 1969

### Both Teams/Game

834.....Cardinals 415 vs. Philadelphia 419, Dec. 16, 1962
757.....Cardinals 328 vs. Detroit 429, Nov. 18, 2001
748.....Cardinals 280 at Chicago Bears 468, Dec. 11, 1949
728.....Cardinals 308 vs. Miami 428, Sept. 30, 1984
719.....Cardinals 507 at Washington 212, Nov. 10, 1996-OT Cardinals 374 vs. New Orleans 345, Nov. 2, 1969

## Fewest Net Yards Passing

Season
1,811.....1960
1,940.....1966
1,973.....1961
2,038.....1972
2,187.....1968

### Opponent/Season

625.....1934
1,524.....1956
1,603.....1946

### Game

-12.....Vs. Washington, Dec. 21, 1980
0.....At Detroit, Sept. 15, 1940 Vs. Philadelphia, Nov. 8, 1936 Vs. Detroit, Nov. 3, 1935
4.....Vs. New Orleans, Oct. 11, 1987

### Opponent/Game

-16.....At Pittsburgh, Oct. 17, 1965
1.....Vs. Philadelphia, Nov. 8, 1936
16.....Vs. Dallas, Dec. 10, 1961
24.....At N.Y. Giants, Dec. 10, 1978

### Both Teams/Game

1.....Cardinals 0 at Phila. 1, Nov. 8, 1936
40.....Cardinals 9 at Atlanta 31, Dec. 9, 1973
77.....Cardinals 29 vs. Pitt. 48, Nov. 27, 1966
96.....Cardinals 54 vs. Cleve. 42, Nov. 27, 1957

(Team Passing Records  
continued on page 340)

(Team Passing Records continued from page 339)

## Most Gross Yards Passing

Season	Yards
4,639	1984
4,191	1988
3,953	1997
3,917	1996
3,893	1995

### Opponent/Season

3,794	1989
3,752	1969
3,726	2001
3,684	1996

### Game

522	At Washington, Nov. 10, 1996-OT
468	At Washington, Dec. 16, 1984
465	Vs. Dallas, Nov. 15, 1998
457	At San Diego, Sept. 20, 1987
438	Vs. Pittsburgh, Oct. 13, 1963

### Opponent/Game

436	Vs. Detroit, Nov. 18, 2001
422	At Green Bay, Dec. 21, 1969

## Fewest Gross Yards Passing

Season	Yards
1,576	1982
1,990	1960
2,259	1972
2,292	1966
2,389	1968

### Opponent/Season

2,035	1982
2,358	1976
2,416	1970

### Game

9	At Atlanta, Dec. 9, 1973
11	Vs. New Orleans, Oct. 11, 1987
30	Vs. Dallas, Dec. 16, 1973
63	Vs. Pittsburgh, Nov. 27, 1966
68	Vs. Washington, Dec. 21, 1980

### Opponent/Game

24	At N.Y. Giants, Dec. 10, 1978
49	Vs. Dallas, Dec. 10, 1961

## Most Pass Attempts

Season	Attempts
613	1996
602	1997
568	1984
562	1988
560	1995

### Opponent/Season

556	2001
531	1989, 1980
520	1996
519	1983
518	1998
508	1988

### Game

61	At San Diego, Sept. 20, 1987
59	At Washington, Nov. 10, 1996-OT
58	Vs. St. Louis, Sept. 29, 1996-OT
	At Cleveland, Sept. 18, 1994
57	At Green Bay, Jan. 2, 2000
56	Vs. Dallas, Nov. 15, 1998

### Opponent/Game

63	At Carolina, Dec. 30, 2001
	Vs. Detroit, Nov. 18, 2001
55	Vs. Minnesota, Oct. 25, 1981
54	At L.A. Rams, Oct. 31, 1948
52	At Pittsburgh, Dec. 13, 1958
51	At Philadelphia, Nov. 22, 1987

## Both Teams/Game

95	Cardinals 33 vs. Detroit, 62, Nov. 18, 2001
	Cardinals 59 at Wash. 36, Nov. 10, 1996-OT
94	Cardinals 42 at Pitt. 52, Dec. 13, 1958
91	Cardinals 57 at Green Bay 34, Jan. 2, 2000
90	Cardinals 43 vs. Atlanta 47, Nov. 9, 1980
89	Cardinals 24 at Carolina 63, Dec. 30, 2001
87	Cardinals 44 vs. New Orleans 43, Dec. 20, 1998

## Fewest Pass Attempts

Season	Attempts
127	1935
198	1940
219	1943

### Opponent/Season

291	1982
301	1960
342	1976

### Game

1	Vs. Detroit, Nov. 3, 1935
2	Vs. Detroit, Sept. 15, 1940
8	Vs. N.Y. Giants, Nov. 13, 1972
10	At Atlanta, Dec. 9, 1973
	Vs. New Orleans, Oct. 11, 1987

### Opponent/Game

3	Vs. Detroit, Nov. 3, 1935
4	Vs. Detroit, Sept. 15, 1940

### Both Teams/Game

4	Cardinals 1 vs. Detroit 3, Nov. 3, 1935
6	Cardinals 0 vs. Detroit 4, Sept. 15, 1940
25	Cardinals 13 vs. Cleve. 12, Oct. 27, 1957

## Most Pass Completions

Season	Completions
347	1984
336	1996
327	1995
326	1998
322	1988

### Opponent/Season

337	2001
331	1996
299	1998
294	1999
290	1983
287	1980

### Game

37	Vs. St. Louis, Sept. 29, 1996-OT
	At Washington, Dec. 16, 1984
35	At Green Bay, Jan. 2, 2000
	At Washington, Nov. 10, 1996-OT
34	At Seattle, Dec. 19, 1993 (OT)
32	Vs. New Orleans, Dec. 20, 1998
	At San Diego, Sept. 20, 1987

### Opponent/Game

36	At Carolina, Dec. 30, 2001
	Vs. Detroit, Nov. 18, 2001
33	At San Diego, Nov. 25, 2001
31	At San Francisco, Oct. 18, 1987
	Vs. Atlanta, Nov. 9, 1980
30	At Washington, Nov. 22, 1998
	Vs. N.Y. Giants, Dec. 13, 1987

### Both Teams/Game

57	Cardinals 21 vs. Detroit 36, Nov. 18, 2001
	Cardinals 32 vs. New Orleans 25, Dec. 20, 1998
	Cardinals 37 at Wash. 20, Dec. 16, 1984
56	Cardinals 35 at Green Bay 21, Jan. 2, 2000
	Cardinals 25 vs. Atlanta 31, Nov. 19, 1980
55	Cardinals 26 vs. Phila. 29, Oct. 14, 1973
53	Cardinals 35 at Washington 18, Nov. 10, 1996-OT
	Cardinals 28 at L.A. Rams 25, Oct. 2, 1988
52	Cardinals 19 at S.D. 33, Nov. 25, 2001
51	Cardinals 22 at Oakland 29, Dec. 2, 2001
50	Cardinals 24 at S.D. 26, Dec. 9, 1995

## Fewest Pass Completions

Season	Completions
34	1934
75	1940
85	1939

### Opponent/Season

156	1960
169	1967
174	1982
176	1976

### Game

0	Vs. Detroit, Sept. 15, 1940
	Vs. Detroit, Nov. 3, 1935
2	At Atlanta, Nov. 9, 1973
3	Vs. New Orleans, Oct. 11, 1987
	Vs. Pittsburgh, Nov. 1, 1959

### Opponent/Game

1	Vs. Green Bay, Dec. 5, 1958
	Vs. Detroit, Sept. 15, 1940
2	At Green Bay, Nov. 24, 1946
	Vs. Detroit, Nov. 3, 1935
3	At N.Y. Giants, Dec. 4, 1977

### Both Teams/Game

**1	Cardinals 0 vs. Detroit 1, Sept. 15, 1940
2	Cardinals 0 vs. Detroit 2, Nov. 3, 1935
8	Cardinals 6 at Green Bay 1, Dec. 5, 1948
10	Cardinals 2 at Atlanta 8, Dec. 9, 1973

\*\*Ties NFL Record

## Most QB Sacks Allowed

Season	Sacks
78	1997
59	1983
56	1989
55	1995, 1984
52	1966

### Opponent/Season

65	1985
64	1961
60	1988
59	1986, 1983

### Game

10	Vs. Pittsburgh, Nov. 30, 1997
9	At Dallas, Nov. 9, 1997
	At N.Y. Giants, Dec. 14, 1996
	Vs. Washington, Dec. 21, 1980
	At Chicago, Sept. 16, 1979

### Opponent/Game

12	At Baltimore, Oct. 26, 1980
11	Vs. Atlanta, Nov. 24, 1966
	Vs. Philadelphia, Dec. 18, 1983
10	At Philadelphia, Dec. 7, 1986-OT
9	At Washington, Oct. 4, 1964
	At Philadelphia, Nov. 17, 1974

## Fewest QB Sacks Allowed

Season	Sacks
8	1975
15	1977
16	1974
17	1976
19	1971

## Highest Completion Pct.

Season	Completion %
51.3	1984 (347-566)
59.4	1993 (310-522)
59.1	1998 (324-547)
58.4	1995 (327-560)
58.0	1983 (267-460)

### Game (5 attempts)

82.4	At N.Y. Jets, Nov. 23, 1975 (14-17)
81.6	At Atlanta, Jan. 2, 1994 (27-33)
80.4	At Wash., Dec. 16, 1984 (37-46)
77.3	Tampa Bay, Oct. 16, 1983 (17-22)
76.5	Philadelphia, Oct. 10, 1976 (13-17)

# Team Interception Records

## Most Passes Had Int.

Season	
39	.....1943
33	.....1956, 1949
30	.....1999, 1989
29	.....1955

### Opponent/Season

39	.....1943
35	.....1967
31	.....1956

### Game

7	.....At N.Y. Bulldogs, Nov. 13, 1949
6	.....Vs. Philadelphia, Oct. 15, 1989 At Cleveland, Sept. 26, 1965 At Philadelphia, Oct. 21, 1956 Vs. Detroit, Sept. 30, 1946

### Opponent/Game

8	.....Vs. Philadelphia, Sept. 24, 1950
7	.....At Chicago, Nov. 19, 1967 Vs. Chicago, Dec. 5, 1954 Vs. Detroit, Oct. 5, 1940

### Both Teams/Game

11	.....Cardinals 8 vs. Phila. 3, Sept. 24, 1950
----	---

## Fewest Passes Had Int.

### Season

6	.....1982
9	.....1993
10	.....1986, 1973
11	.....1996, 1972

### Opponent/Season

6	.....1982
8	.....1974
10	.....2000
12	.....1948

## Most Yards Interception Returns

### Season

486	.....1949
459	.....1961
451	.....1956

### Game

161	.....At Pittsburgh, Sept. 26, 1955
158	.....At Green Bay, Oct. 16, 1949
124	.....At Pittsburgh, Nov. 26, 1961

# Team Penalty Records

## Most Penalties

### Season

128	.....1994
119	.....1995
116	.....1986
114	.....1998
113	.....1989

### Opponent/Season

117	.....1995
114	.....1998
113	.....1997
112	.....1999
110	.....2001
108	.....1994
106	.....1989

### Game

16	.....Vs. Green Bay, Sept. 13, 1936
15	.....Vs. Philadelphia, Oct. 10, 1976 Vs. Philadelphia, Nov. 2, 1958
14	.....Vs. San Francisco, Nov. 6, 1988

### Opponent/Game

15	.....Vs. Philadelphia, Nov. 2, 1997 At Detroit, Sept. 17, 1995
14	.....Vs. Tampa Bay, Oct. 20, 1996 At New Orleans, Sept. 4, 1983

### Both Teams/Game

27	.....Cardinals 12 vs. Phila. 15, Nov. 30, 1952
26	.....Cardinals 15 vs. Phila. 11, Oct. 10, 1976
24	.....Cardinals 11 at L.A. Rams 13, Nov. 14, 1954

## Fewest Penalties

### Season

41	.....1941
44	.....1959
45	.....1943

### Opponent/Season

53	.....1963
54	.....1982

### Game

0	.....At Baltimore, Oct. 12, 1964
1	.....Many times, most recently at N.Y. Giants, Sept. 3, 2000

### Opponent/Game

0	.....Four times, most recently at Pittsburgh, Dec. 1, 1968
---	---

### Both Teams/Game

1	.....Cardinals 1 at N.Y. Giants 0, Oct. 19, 1958
2	.....Cardinals 1 at Pittsburgh, Oct. 17, 1965 Cardinals 2 vs. Dallas 0, Dec. 10, 1961 Cardinals 1 at Phila. 1, Oct. 9, 1960

## Most Yards Penalized

### Season

1,090	.....1994
941	.....1979
932	.....1986
922	.....1980
896	.....1970

### Opponent/Season

981	.....1997
980	.....2001
954	.....1998
938	.....1999
920	.....1973
916	.....1989
914	.....2000

### Game

166	.....Vs. Dallas, Oct. 9, 1977
150	.....Vs. N.Y. Giants, Sept. 11, 1994
140	.....At Chicago, Dec. 16, 1951 Vs. Baltimore, Oct. 2, 1950

### Opponent/Game

168	.....Vs. San Francisco, Oct. 24, 1971
-----	---------------------------------------

### Both Teams/Game

262	.....Cardinals 105 vs. Philadelphia 157, Nov. 30, 1952
245	.....Cardinals 140 vs. Balt. 105, Oct. 2, 1950

## Fewest Yards Penalized

### Season

238	.....1939
331	.....1940
389	.....1943
389	.....1945

### Opponent/Season

424	.....1982
500	.....1960

### Game

0	.....At Baltimore, Oct. 12, 1964
5	.....Thirteen times, most recently at Washington, Jan. 6, 2002

### Opponent/Game

0	.....Five times, most recently at Philadelphia, Nov. 18, 1979
---	--

### Both Teams/Game

5	.....Cardinals 5 at N.Y. Giants 0, Oct. 19, 1958
10	.....Cardinals 10 vs. Dallas 0, Dec. 10, 1961

(Team Records  
continued on page 342)

# Team Punting Records

## Most Punts

Season	
101	.....1978
100	.....1980
98	.....1994
94	.....1999
92	.....1997, 1986
87	.....2001
85	.....1985, 1983, 1961

## Opponent/Season

94	.....1997
93	.....1978
90	.....1994, 1979
89	.....1999, 1980

## Game

16	.....At Detroit, Sept. 15, 1940 Vs. Chicago, Nov. 30, 1933
----	---

## Opponent/Game

14	.....Vs. Cincinnati, Nov. 12, 1933
13	.....At Detroit, Sept. 15, 1940 Vs. Chicago, Nov. 30, 1933

## Both Teams/Game

29	.....Three times, most recently Cardinals 16 at Detroit 13, Sept. 15, 1940
----	---

## Fewest Punts

### Season

44	.....1960
50	.....1946

### Both Teams/Game

3	.....Five times, most recently Cardinals 2 vs. Tampa Bay, Oct. 20, 1996
---	--

## Highest Average

### Season

44.7	.....1991, 1960
44.7	.....1961
44.6	.....1959

### Opponent/Season

45.2	.....1991
44.2	.....1960
43.9	.....1998, 1997
43.8	.....1996

### Game (min. 4 punts)

53.3	.....At Pittsburgh, Oct. 13, 1957
53.2	.....Vs. Atlanta, Oct. 20, 1991

### Opponent/Game (min. 4 punts)

57.0	.....At New Orleans, Dec. 14, 1997
------	------------------------------------

# Team Punt Return Records

## Most Punt Returns

Season	
64	.....1962
63	.....1964
61	.....1958
58	.....1983

## Opponent/Season

64	.....1980
59	.....1978
56	.....1974

## Game

9	.....Vs. Chicago, Nov. 29, 1959
8	.....At Chicago, Sept. 3, 1978 Vs. New England, Nov. 2, 1975

## Opponent/Game

9	.....Vs. Washington, Dec. 21, 1980
---	------------------------------------

## Both Teams/Game

14	.....Cardinals 6 vs. N.Y. Giants 8, Dec. 15, 1974 Cardinals 7 vs. N.Y. Giants 7, Nov. 1, 1953
13	.....Three times, most recently Cardinals 7 vs. N.Y. Giants 6, Dec. 4, 1983

## Most Punt Return Yards

Season	
669	.....1949
550	.....1987
548	.....1959
546	.....1949

## Opponent/Season

645	.....1980
575	.....1978

## Game

164	.....Vs. N.Y. Giants, Nov. 22, 1959
155	.....Vs. Pittsburgh, Nov. 1, 1959
152	.....At New England, Nov. 2, 1975

## Opponent/Game

128	.....Vs. St. Louis, Sept. 29, 1996-OT
119	.....At Washington, Oct. 4, 1987
112	.....Vs. Dallas, Oct. 13, 1974

## Both Teams/Game

205	.....Cardinals 164 vs. N.Y. Giants 41, Nov. 22, 1959
181	.....Cardinals 32 at N.Y. Giants 149, Oct. 14, 1951
172	.....Cardinals 87 at Detroit 85, Oct. 5, 1986

## Highest Punt Return Avg.

### Season

19.1	.....1948
18.2	.....1949

### Opponent/Season

14.4	.....1951
13.8	.....1946
13.6	.....1987

### Game (3 attempts)

47.7	.....At N.O., Sept. 29, 1968 (3-143)
36.3	.....Vs. T.B., Dec. 21, 1986 (4-145)
32.8	.....Vs. N.Y. Giants, Nov. 22, 1959 (5-164)

# Team Kickoff Return Records

## Most Kickoff Returns

Season	
86	.....2000
83	.....1989
78	.....1985
75	.....1996, 1981
73	.....1995, 1984, 1983

## Opponent/Season

85	.....1984
72	.....1975
66	.....1983, 1976

## Game

9	.....At Jacksonville, Dec. 10, 2000
9	.....At N.Y. Giants, Nov. 12, 1950 Vs. Detroit, Nov. 12, 1961

## Opponent/Game

10	.....At N.Y. Giants, Oct. 17, 1948
8	.....Six times, most recently vs. Buffalo, Sept. 9, 1984

## Both Teams/Game

16	.....Cardinals 6 at N.Y. Giants 10, Oct. 17, 1948
16	.....Cardinals 8 at Cleve. 8, Sept. 20, 1964

## Most Kickoff Return Yards

Season	
2,296	.....2000
1,696	.....1997
1,650	.....1989
1,625	.....1981
1,582	.....1986

### Opponent/Season

1,663	.....1964
1,623	.....1976
1,609	.....1975

### Game

282	.....Vs. Green Bay, Nov. 1, 1942
249	.....Vs. Philadelphia, Oct. 21, 1971
241	.....At Green Bay, Dec. 21, 1969

### Opponent/Game

253	.....Vs. Philadelphia, Nov. 24, 1996
239	.....At L.A. Rams, Nov. 14, 1976

### Both Teams/Game

437	.....Cardinals 184 vs. Philadelphia 253, Nov. 24, 1996
421	.....Cardinals 196 vs. Washington 225, Sept. 23, 1973
405	.....Cardinals 180 at Cleveland 225, Sept. 20, 1964
364	.....Cardinals 190 at Houston 174, Oct. 20, 1974

## Highest Kickoff Return Average

Season	
26.7	.....2000
25.1	.....1958
25.1	.....1968
24.8	.....1957
24.5	.....1954

### Game (3 attempts)

52.0	.....Vs. Pitt., Oct. 31, 1954 (3-156)
43.3	.....At Minnesota, Nov. 12, 2000 (4-173)
40.3	.....At Phila., Sept. 19, 1965 (3-121)
37.2	.....Vs. N.Y. Giants, Sept. 26, 1954 (6-223)

### Opponent/Season

26.4	.....1964
25.9	.....1972
25.3	.....1957

# Team Fumble Records

## Most Fumbles

Season	
50	.....1983
48	.....1959
44	.....1976, 1946
43	.....1972

### Opponent/Season

40	.....1986, 1979
39	.....1995
37	.....1991

### Game

9	.....At Washington, Oct. 25, 1976
8	.....At Pittsburgh, Nov. 26, 1961 At N.Y. Giants, Nov. 17, 1961 At Cleveland, Nov. 27, 1938

### Opponent/Game

8	.....Vs. Seattle, Oct. 29, 1995 (OT)
7	.....Vs. Pittsburgh, Sept. 16, 1979 At Pittsburgh, Dec. 1, 1968

### Both Teams/Game

14	.....Cardinals 8 at N.Y. Giants 6, Sept. 17, 1961
13	.....Cardinals 9 at Wash. 4, Oct. 25, 1976
12	.....Twice, most recently Cardinals 8 at Pittsburgh 4, Nov. 26, 1961

## Most Fumbles Lost

Season	
27	.....1983
24	.....1976
21	.....1978, 1966, 1962

### Opponent/Season

24	.....1950, 1948
23	.....1995, 1960

### Game

18	.....At Washington, Oct. 25, 1976
4	.....Many times, most recently vs. Dallas, Sept. 7, 1997

\*NFL record

### Opponent/Game

5	.....At Philadelphia, Sept. 8, 1991 At L.A. Rams, Sept. 1, 1991 At Detroit, Nov. 6, 1949
4	.....Seven times, most recently at Kansas City, Oct. 2, 1983

## Fewest Fumbles

Season	
15	.....1965
17	.....1943
19	.....1941

### Fewest Fumbles Lost

5	.....1943
7	.....1965
9	.....1974

# Team Miscellaneous Records

## Most Consecutive

11	.....1948-49
10	.....1925
7	.....1974, 1922
10	.....1943
5	.....1922-23
3	.....1970

## Home Attendance

Season	
497,330	.....1994
472,937	.....#1988
430,552	.....1998
421,173	.....1999
384,675	.....1961
380,314	.....1995
<b>#Inaugural season in Arizona</b>	
<b>Game</b>	
73,025	.....Vs. Dallas, Sept. 19, 1993
72,439	.....Vs. Dallas, Nov. 22, 1992
72,394	.....Vs. Dallas, Dec. 25, 1995
71,670	.....Vs. San Diego, Dec. 27, 1998
71,233	.....Vs. Chicago, Oct. 28, 1990

71,023	.....Vs. Dallas, Oct. 23, 1994
70,993	.....Vs. San Francisco, Sept. 27, 1999
70,763	.....Vs. Dallas, Dec. 8, 1996
70,060	.....Vs. Dallas, Sept. 7, 1997
69,923	.....Vs. Dallas, Nov. 15, 1998
69,568	.....Vs. Dallas, Sept. 10, 2000
68,814	.....Vs. Dallas, Sept. 22, 1991
67,950	.....Vs. Minnesota, Oct. 2, 1994
67,139	.....Vs. Dallas, Sept. 12, 1988##
65,922	.....Vs. Chicago, Nov. 27, 1994
65,690	.....Vs. Pittsburgh, Oct. 30, 1994
65,324	.....Vs. N.Y. Giants, Nov. 13, 1988##
64,773	.....Vs. Dallas, Nov. 21, 1999
64,544	.....Vs. S.F., Nov. 6, 1988##
<b>##Inaugural game in Arizona</b>	
<b>###Inaugural season in Arizona</b>	

# Individual Postseason Records

## Scoring

### Total Points

- 18 .....Mario Bates at Minnesota, Jan. 10, 1999  
12 .....Billy Gambrell vs. Green Bay (at Miami+),  
Jan. 3, 1965  
Elmer Angsman vs. Phila., Dec. 28, 1947  
Charley Trippi vs. Phila., Dec. 28, 1947

### Touchdowns

- 3 .....Mario Bates at Minnesota, Jan. 10, 1999  
2 .....Billy Gambrell vs. Green Bay (at Miami+),  
Jan. 3, 1965  
Elmer Angsman vs. Phila., Dec. 28, 1947  
Charley Trippi vs. Phila., Dec. 28, 1947

### Field Goals Made

- 2 .....Chris Jacke at Dallas, Jan. 2, 1999 (37,  
46 yards)  
1 .....Neil O'Donoghue at Green Bay,  
Jan. 8, 1983 (18 yards)  
Jim Bakken at L.A. Rams, Dec. 27, 1976  
(29 yards)  
Jim Bakken vs. Green Bay (at Miami+),  
Jan. 3, 1965 (8 yards)

### Longest Field Goal

- 45 yards .....Chris Jacke at Dallas, Jan. 2, 1999  
23 yards .....Jim Bakken at L.A. Rams,  
Dec. 27, 1976

### Field Goals Attempted

- 4 .....Neil O'Donoghue at Green Bay,  
Jan. 8, 1983 (16, 44, 44 blk., 45)

### Extra Points Att./Made

- 4/4 .....Pat Harder vs. Phila., Dec. 28, 1947

## Rushing

### Rushing Yards

- 159 .....Elmer Angsman vs. Philadelphia,  
Dec. 28, 1947 (10 att.)  
95 .....Adrian Murrell at Dallas, Jan. 2, 1999  
(12 att.)  
84 .....Charley Trippi vs. Philadelphia,  
Dec. 28, 1947 (11 att.)

### Rushing Attempts

- 17 .....Bill Thornton vs. G.B. (at Miami+),  
Jan. 3, 1965 (49 yards)  
16 .....Prentice Gault vs. G.B. (at Miami+),  
Jan. 3, 1965 (67 yards)

### Touchdowns Rushing

- 3 .....Mario Bates At Minnesota,  
Jan. 10, 1999  
2 .....Elmer Angsman vs. Philadelphia,  
Dec. 28, 1947

### Rushing Average (10 att. min.)

- 15.9 .....Elmer Angsman vs. Philadelphia,  
Dec. 28, 1947 (10 att.-159 yards)  
7.9 .....Adrian Murrell at Dallas, Jan. 2, 1999  
(12 att.-95 yards)  
7.6 .....Charley Trippi vs. Philadelphia,  
Dec. 28, 1947 (11 att.-84 yards)

### Longest Run

- 74 .....Adrian Murrell at Dallas, Jan. 2, 1999  
70 .....Elmer Angsman vs. Phila., Dec. 28, 1947  
70 .....Elmer Angsman vs. Phila., Dec. 28, 1947  
44 .....Charley Trippi vs. Phila., Dec. 28, 1947

## Passing

### Passing Yards

- 385 .....Neil Lomax at Green Bay, Jan. 8, 1983  
(32 comp.-51 att.)  
291 .....Jim Hart at L.A. Rams, Dec. 27, 1975  
(22 comp.-41 att.)

### Pass Attempts

- 51 .....Neil Lomax at Green Bay, Jan. 8, 1983  
(32 comp.-385 yards)  
41 .....Jake Plummer at Minn., Jan. 10, 1999  
(23 comp.-242 yards)  
Jim Hart at L.A. Rams, Dec. 27, 1975  
(22 comp.-291 yards)

### Pass Completions

- 32 .....Neil Lomax at Green Bay, Jan. 8, 1983  
(51 att.-385 yards)  
23 .....Jake Plummer at Minn., Jan. 10, 1999  
(41 att.-242 yards)  
22 .....Jim Hart at L.A. Rams, Dec. 27, 1975  
(41 att.-291 yards)

### Touchdown Passes

- 2 .....Jake Plummer at Dallas, Jan. 2, 1999  
Neil Lomax at Green Bay, Jan. 8, 1983  
Charley Johnson vs. G. Bay, Jan. 3, 1965

### Passes Had Intercepted

- 3 .....Jim Hart at L.A. Rams, Dec. 27, 1975  
(22 comp.-41 att.-291 yds.)

### Completion Percentage

- 62.7 .....Neil Lomax at Green Bay, Jan. 8, 1983  
(32 comp.-51 att.-385 yds.)

### Longest Completion

- 80 .....Charley Johnson to Billy Gambrell vs.  
G.B. (at Miami+), Jan. 3, 1965  
59 .....Jake Plummer to Frank Sanders at  
Dallas, Jan. 2, 1999  
39 .....Jake Plummer to Adrian Murrell at  
Minnesota, Jan. 10, 1999  
36 .....Neil Lomax to Stump Mitchell at Green  
Bay, Jan. 8, 1983

### Most Times Sacked

- 5 .....Neil Lomax for 38 yards at Green Bay,  
Jan. 8, 1983

## Receiving

### Receptions

- 9 .....Roy Green at Green Bay, Jan. 8, 1983  
(113 yards)  
6 .....Rob Moore at Minn., Jan. 10, 1999 (91  
yards)  
Larry Centers at Minn., Jan. 10, 1999  
(45 yards)  
Billy Gambrell vs. Green Bay (at Miami+),  
Jan. 3, 1965 (185 yds.)  
Earl Thomas at Minn., Dec. 21, 1974  
(64 yards)  
Terry Metcalf at L.A. Rams, Dec. 27, 1975  
(94 yards)

### Receiving Yards

- 184 .....Billy Gambrell vs. Green Bay (at Miami+),  
Jan. 3, 1965 (6 rec.)  
113 .....Roy Green at Green Bay, Jan. 8, 1983  
(9 rec.)

### Touchdowns Receiving

- 2 .....Billy Gambrell vs. Green Bay (at Miami+),  
Jan. 3, 1965

## Rushing-Receptions

### Rushing-Receiving Yards

- 184 .....Billy Gambrell vs. Green Bay (at Miami+),  
Jan. 3, 1965 (184 rec.)  
159 .....Elmer Angsman vs. Phila., Dec. 28, 1947  
(159 rush)

## Combination Yardage

### Combined Yardage

- 229 .....Terry Metcalf at L.A. Rams, Dec. 27, 1975  
(27 rush-94 rec.-3 punt ret.-105 KO ret.)  
220 .....Billy Gambrell vs. Green Bay (at Miami+),  
Jan. 3, 1965 (184 rec.-36 punt ret.)

## Punting

### Most Punts

- 8 .....Scott Player at Dallas, Jan. 2, 1999  
(37.9 avg.)  
Ray Malouf vs. Phila., Dec. 28, 1947  
Ray Malouf at Phila., Dec. 19, 1948  
7 .....Hal Roberts at Minnesota, Dec. 21, 1974  
(36.4 avg.)  
Jackie Smith vs. G.B. (at Miami+),  
Jan. 3, 1965 (37.1 avg.)

### Punting Average

- 42.7 .....Jeff West at L.A. Rams, Dec. 27, 1975  
(6 punts)  
37.9 .....Scott Player at Dallas, Jan. 2, 1999  
(8 punts)  
37.4 .....Ray Malouf at Phila., Dec. 19, 1948  
(8 punts)

## Interceptions

### Most Interceptions

- 2 .....Aeneas Williams at Dallas, Jan. 2, 1999  
(0 yards)  
John Cochran at Phila., Dec. 19, 1948  
(20 yards)

### Interception Return Yardage

- 47 .....Aeneas Williams at Minn., Jan. 10, 1999  
(1 int.)  
42 .....Tommy Bennett at Dallas, Jan. 2, 1999  
(1 int.)  
41 .....Garrard Ramsey vs. Philadelphia,  
Dec. 28, 1947 (1)

### Longest Interception Return

- 47 .....Aeneas Williams at Minn., Jan. 10, 1999  
42 .....Tommy Bennett at Dallas, Jan. 2, 1999  
41 .....Garrard Ramsey vs. Phila., Dec. 28, 1947  
29 .....Jerry Stovall vs. Green Bay (at Miami+),  
Jan. 3, 1965  
23 .....Jim Burson vs. Green Bay (at Miami+),  
Jan. 3, 1965

## Punt Returns

### Total Punt Returns

- 3 .....Eric Metcalf at Dallas, Jan. 2, 1999  
(11 yards)  
Terry Metcalf at Minnesota, Dec. 21, 1974  
(18 yards)  
Billy Gambrell vs. Green Bay (at Miami+),  
Jan. 3, 1965 (36 yds.)

### Punt Return Yardage

- 102 .....Charley Trippi vs. Philadelphia,  
Dec. 28, 1947 (2 returns)  
37 .....John Cochran vs. Philadelphia,  
Dec. 28, 1947 (1 return)  
36 .....Eric Metcalf at Minn., Jan. 10, 1999 (1 ret.)

## Fair Catches

- 2.....Eric Metcalf at Dallas, Jan. 2, 1999  
1.....Terry Metcalf vs. Minn., Dec. 21, 1974

## Longest Punt Return

- 75.....Charley Trippi vs. Phila., Dec. 28, 1947  
37.....John Cochran vs. Phila., Dec. 28, 1947  
38.....Eric Metcalf at Minnesota, Jan. 10, 1999

## Punt Return Average

- 51.0.....Charley Trippi vs. Phila., Dec. 28, 1947  
(2 ret.-102 yards)  
37.0.....John Cochran vs. Phila., Dec. 28, 1947  
(1 ret.-37 yards)  
36.0.....Eric Metcalf at Minnesota, Jan. 10, 1999  
(1 ret.-36 yards)

## Kickoff Returns

### Total Kickoff Returns

- 3.....Eight times, most recently by Eric Metcalf  
(66 yards) at Minn., Jan. 10, 1999

### Kickoff Return Yardage

- 105.....Stump Mitchell at Green Bay, Jan. 8, 1983  
(3 returns)  
Terry Metcalf at L.A. Rams, Dec. 27, 1975  
(3 returns)

### Longest Kickoff Return

- 67.....Terry Metcalf at L.A. Rams, Dec. 27, 1975  
46.....Boris Dimancheff vs. Phila., Dec. 28, 1947

## Kickoff Return Average

- 35.0.....Stump Mitchell at Green Bay, Jan. 8, 1983  
(3 returns-105 yards)  
Terry Metcalf at L.A. Rams, Dec. 27, 1975  
(3 returns-105 yards)

# Team Postseason Records

## Scoring

### Most Points Scored

- 28.....Vs. Philadelphia, Dec. 28, 1947  
24.....Vs. Green Bay (at Miami+), Jan. 3, 1965

### Fewest Points Scored

- 0.....At Philadelphia, Dec. 19, 1948  
14.....At Minnesota, Dec. 21, 1974

### Opponent/Most Points Scored

- 41.....At Minnesota, Jan. 10, 1999  
At Green Bay, Jan. 8, 1983

### 35.....At L.A. Rams, Dec. 27, 1975

### Opponent/Fewest Points Scored

- 7.....At Dallas, Jan. 2, 1999  
At Philadelphia, Dec. 19, 1948  
17.....Vs. G.B. (at Miami+), Jan. 3, 1965

### Most Decisive Win

- 20-7.....At Dallas, Jan. 2, 1999  
24-17.....Vs. G.B. (at Miami+), Jan. 3, 1965  
28-21.....Vs. Philadelphia, Dec. 28, 1947

### Most Decisive Loss

- 41-16.....At Green Bay, Jan. 8, 1983  
41-21.....At Minnesota, Jan. 10, 1999  
30-14.....At Minnesota, Dec. 21, 1974

### Most Points Combined

- 62.....At Minn. 41, Arizona 21, Jan. 10, 1999  
61.....At G.B. 41, St. Louis 16, Jan. 8, 1983  
58.....At L.A. Rams 35, St. Louis 23,  
Dec. 27, 1975

## First Downs

### Most First Downs

- 27.....At Green Bay, Jan. 8, 1983  
23.....At Minnesota, Jan. 10, 1999  
22.....At L.A. Rams, Dec. 27, 1975

### Fewest First Downs

- 6.....At Philadelphia, Dec. 19, 1948  
11.....Vs. Philadelphia, Dec. 28, 1947

### Opponent/Most First Downs

- 26.....At Minnesota, Jan. 10, 1999  
At L.A. Rams, Dec. 27, 1975

### 22.....At Green Bay, Jan. 8, 1983

### Vs. Philadelphia, Dec. 28, 1947

### Opponent/Fewest First Downs

- 13.....Vs. Green Bay (at Miami+), Jan. 3, 1965  
16.....At Philadelphia, Dec. 19, 1948

### Most First Downs Rushing

- 8.....At G.B., Jan. 8, 1983  
7.....At Minnesota, Jan. 10, 1999  
Vs. G.B. (at Miami+), Jan. 3, 1965  
Vs. Philadelphia, Dec. 28, 1947

### Most First Downs Passing

- 18.....At Green Bay, Jan. 8, 1983  
16.....At L.A. Rams, Dec. 27, 1975

### Most First Downs By Penalty

- 5.....At Minnesota, Jan. 10, 1999  
1.....At Dallas, Jan. 2, 1999  
At Green Bay, Jan. 8, 1983  
At L.A. Rams, Dec. 27, 1975  
At Minnesota, Dec. 21, 1974  
Vs. Philadelphia, Dec. 28, 1947

### Fewest First Downs Rushing

- 2.....At Dallas, Jan. 2, 1999  
3.....At Philadelphia, Dec. 19, 1948  
5.....At L.A. Rams, Dec. 27, 1975

### Fewest First Downs Passing

- 2.....Vs. Philadelphia, Dec. 28, 1947  
3.....At Philadelphia, Dec. 19, 1948

### Fewest First Downs Penalty

- 0.....Vs. G.B. (at Miami+), Jan. 3, 1965  
At Philadelphia, Dec. 19, 1948

### Opponent/Most First Downs Rushing

- 15.....At Philadelphia, Dec. 19, 1948  
14.....At L.A. Rams, Dec. 27, 1975

### Opponent/Most First Downs Passing

- 13.....At Minnesota, Jan. 10, 1999  
At Green Bay, Jan. 8, 1983

### 12.....At Dallas, Jan. 2, 1999

### 11.....Vs. Philadelphia, Dec. 28, 1947

### Opponent/Most First Downs By Penalty

- 4.....Vs. Green Bay, Jan. 3, 1965  
3.....At Dallas, Jan. 2, 1999  
2.....At Green Bay, Jan. 8, 1983  
At L.A. Rams, Dec. 27, 1975

### Opponent/Fewest First Downs

- By Rushing  
4.....Vs. Green Bay, Jan. 3, 1965  
5.....At Dallas, Jan. 2, 1999  
7.....At Green Bay, Jan. 8, 1983

### Opponent/Fewest

### First Downs By Passing

- 0.....At Philadelphia, Dec. 19, 1948  
5.....Vs. Green Bay, Jan. 3, 1965

## Total Yards

### Most Net Yards Gained

- 453.....At Green Bay, Jan. 8, 1983  
(106 rush-347 pass)  
363.....At L.A. Rams, Dec. 27, 1975  
(95 rush-268 pass)

### Fewest Net Yards Gained

- 131.....At Philadelphia, Dec. 19, 1948  
(96 rush-35 pass)

### Opponent/Most Net Yards Gained

- 440.....At L.A. Rams, Dec. 27, 1975  
(237 rush-203 pass)

### 416.....At Minnesota, Jan. 10, 1999

### (188 rush-228 pass)

### 394.....At Green Bay, Jan. 8, 1983

### (108 rush-286 pass)

### Opponent/Fewest Net Yards Gained

- 131.....Vs. Green Bay, Jan. 3, 1965

### (52 rush-79 pass)

## Rushing

### Most Yards Rushing

- 282.....Vs. Philadelphia, Dec. 28, 1947  
142.....Vs. Green Bay (at Miami+), Jan. 3, 1965

### Fewest Yards Rushing

- 74.....At Minnesota, Jan. 10, 1999  
95.....At L.A. Rams, Dec. 27, 1975  
96.....At Philadelphia, Dec. 19, 1948

### Opponent/Most Yards Rushing

- 237.....At L.A. Rams, Dec. 27, 1975  
225.....At Philadelphia, Dec. 19, 1948

### Opponent/Fewest Yards Rushing

- 52.....Vs. Green Bay, Jan. 3, 1965  
60.....Vs. Philadelphia, Dec. 28, 1947

## Passing

### Most Net Yards Passing

- 347.....At Green Bay, Jan. 8, 1983  
268.....At L.A. Rams, Dec. 27, 1975

### Fewest Net Yards Passing

- 35.....At Philadelphia, Dec. 19, 1948  
54.....Vs. Philadelphia, Dec. 28, 1947

### Opponent/Most Net Yards Passing

- 297.....Vs. Philadelphia, Dec. 28, 1947  
286.....At Green Bay, Jan. 8, 1983

### Opponent/Fewest Net Yards Passing

- 7.....At Philadelphia, Dec. 19, 1948  
79.....Vs. Green Bay, Jan. 5, 1965

### Most Gross Yards Passing

- 385.....At Green Bay, Jan. 8, 1983 (347 net)  
291.....At L.A. Rams, Dec. 27, 1975 (268 net)

### Fewest Gross Yards Passing

- 35.....At Phila., Dec. 19, 1948 (35 net)  
54.....Vs. Phila., Dec. 28, 1947 (54 net)

### Opponent/Most Gross Yards Passing

- 297.....Vs. Philadelphia, Dec. 28, 1947  
286.....At Green Bay, Jan. 8, 1983

(Team Postseason Records  
continued on page 346)

## **(Team Postseason Passing Records continued from page 345)**

### **Opponent Fewest Gross Yards Passing**

- 7.....At Phila., Dec. 19, 1948 (7 net)
- 149.....Vs. Green Bay (at Miami+), Jan. 3, 1965 (79 net)

### **Most Pass Attempts**

- 51.....At Green Bay, Jan. 8, 1983 (32 comp.)
- 41.....At Minnesota, Jan. 10, 1999 (23 comp.)
- At L.A. Rams, Dec. 27, 1975 (22 comp.)

### **Fewest Pass Attempts**

- 11.....At Phila., Dec. 19, 1948 (3 comp.)
- 14.....Vs. Phila., Dec. 28, 1947 (3 comp.)

### **Opponent/Most Pass Attempts**

- 49.....At Dallas, Jan. 2, 1999 (22 comp.)
- 44.....Vs. Phila., Dec. 28, 1947 (27 comp.)
- 29.....Vs. Green Bay (at Miami+), Jan. 3, 1965 (13 comp.)

### **Opponent/Fewest Pass Attempts**

- 12.....At Phila., Dec. 19, 1948 (2 comp.)
- 23.....At L.A. Rams, Dec. 27, 1975 (12 comp.)
- At Minn., Dec. 21, 1974 (13 comp.)

### **Most Pass Completions**

- 32.....At Green Bay, Jan. 8, 1983 (51 att.)
- 23.....At Minnesota, Jan. 10, 1999 (41 att.)
- 22.....At L.A. Rams, Dec. 27, 1975 (41 att.)

### **Fewest Pass Completions**

- 3.....At Phila., Dec. 19, 1948 (11 att.)
- Vs. Phila., Dec. 28, 1947 (14 att.)

### **Opponent/Most Pass Completions**

- 27.....Vs. Phila., Dec. 28, 1947 (44 att.)
- 22.....At Dallas, Jan. 2, 1999 (49 att.)
- 19.....At Green Bay, Jan. 8, 1983 (26 att.)

### **Opponent/Fewest Pass Completions**

- 2.....At Phila., Dec. 19, 1948 (12 att.)
- 12.....At L.A. Rams, Dec. 27, 1975 (23 att.)

### **Most QB Sacks By Cards**

- 5.....At Green Bay, Jan. 8, 1983 (50 yds.)

### **Most QB Sacks By Opponent**

- 5.....At Green Bay, Jan. 8, 1983 (38 yds.)

## **Interceptions**

### **Most Passes Int. By Cardinals**

- 3.....At Dallas, Jan. 2, 1999 (42 yards)
- Vs. Phila., Dec. 28, 1947 (45 yards)

### **Most Passes Int. By Opponent**

- 3.....At L.A. Rams, Dec. 27, 1975 (130 yards-2 TD)
- Vs. Phila., Dec. 28, 1947 (11 yards)

## **Penalties**

### **Most Penalties**

- 13.....At Minnesota, Jan. 10, 1999 (68 yards)
- 10.....Vs. Phila., Dec. 28, 1947 (97 yards)

### **Fewest Penalties**

- 1.....At Minn., Dec. 21, 1974 (15 yards)

### **Opponent/Most Penalties**

- 9.....At Minnesota, Jan. 10, 1999 (38 yards)
- 7.....Vs. Phila., Dec. 28, 1947 (55 yards)

### **Opponent/Fewest Penalties**

- 3.....Vs. G.B., Jan. 3, 1965 (15 yards)
- At Phila., Dec. 19, 1948 (17 yards)

### **Most Yards Penalized**

- 97.....Vs. Phila., Dec. 28, 1947 (10 penalties)

### **Fewest Yards Penalized**

- 15.....At Minn., Dec. 21, 1974 (1 penalty)

### **Opponent/Most Yards Penalized**

- 55.....Vs. Phila., Dec. 28, 1947 (7 penalties)

### **Opponent/Fewest Yards Penalized**

- 15.....Vs. Green Bay (at Miami+), Jan. 3, 1965 (3 penalties)

## **Fumbles**

### **Most Fumbles**

- 3.....At Green Bay, Jan. 8, 1983 (lost 2)
- At L.A. Rams, Dec. 27, 1975 (lost 2)
- At Phila., Dec. 19, 1948 (lost 2)

### **Most Fumbles Lost**

- 2.....At Green Bay, Jan. 8, 1983 (3 fumbles)
- At Phila., Dec. 19, 1948 (3 fumbles)
- Vs. Green Bay (at Miami+), Jan. 3, 1965 (2 fumbles)
- At L.A. Rams, Dec. 27, 1975 (3 fumbles)

### **Opponent/Most Fumbles**

- 5.....At L.A. Rams, Dec. 27, 1975 (lost 3)

### **Opponent/Most Fumbles Lost**

- 3.....At L.A. Rams, Dec. 27, 1975 (5 fumbles)

## **Punting**

### **Most Punts**

- 10.....At G. B., Jan. 8, 1983 (41.3 avg.)
- 8.....At Dallas, Jan. 2, 1999 (37.9 avg.)
- At Phila., Dec. 19, 1948 (37.4 avg.)
- Vs. Phila., Dec. 28, 1947 (32.0 avg.)

### **Fewest Punts**

- 2.....At Minnesota, Jan. 10, 1999 (36.0 avg.)
- 6.....At L.A. Rams, Dec. 27, 1975 (42.7 avg.)

### **Opponent/Most Punts**

- 9.....Vs. Green Bay (at Miami+) Jan. 3, 1965 (45.1 avg.)
- 8.....Vs. Phila., Dec. 28, 1947 (34.5 avg.)

### **Opponent/Fewest Punts**

- 1.....At Minnesota, Jan. 10, 1999 (44.0 avg.)
- At Green Bay, Jan. 8, 1983 (28 avg.)

### **Highest Cardinal Average**

- 42.7.....At L.A. Rams, Dec. 27, 1975 (6 punts)

### **Highest Opponent Average**

- 45.1.....Vs. G.B., Jan. 3, 1965 (9 punts)

## **Punt Returns**

### **Most Punt Returns**

- 4.....Vs. Phila., Dec. 28, 1947 (150 yards)

### **Most Punt Return Yards**

- 150.....Vs. Phila., Dec. 28, 1947 (4 ret.)

### **Opponent/Most Punt Returns**

- 4.....Vs. Phila., Dec. 28, 1947 (10 yards)

### **Opponent/Most Punt Return Yards**

- 52.....At Dallas, Jan. 2, 1999 (3 ret.)
- 26.....Vs. Green Bay (at Miami+), Jan. 3, 1965 (2 ret.)

## **Kickoff Returns**

### **Most Kickoff Returns**

- 7.....At L.A. Rams, Dec. 27, 1975 (191 yards)
- .....At Green Bay, Jan. 8, 1983 (178 yards)

### **Most Kickoff Return Yards**

- 191.....At L.A. Rams, Dec. 27, 1975 (7 ret.)
- 178.....At Green Bay, Jan. 8, 1983 (7 ret.)


### **Opponent/Most Kickoff Returns**

- 5.....At Dallas, Jan. 2, 1999 (103 yards)
- At L.A. Rams, Dec. 27, 1975 (90 yards)
- Vs. Green Bay (at Miami+), Jan. 3, 1965 (140 yards)
- Vs. Phila., Dec. 28, 1947 (63 yards)


### **Opponent/Most Kickoff Return Yards**

- 140.....Vs. Green Bay (at Miami+), Jan. 3, 1965 (5 returns)

+Non-advancing Playoff Bowl between second-place teams



## Miscellaneous



# 2002 NFL Weekly Schedule

## Week 1

<b>Thursday, September 5</b>	
San Francisco at N.Y. Giants	8:30 p.m.
<b>Sunday, September 8</b>	
N.Y. Jets at Buffalo	1:00 p.m.
Baltimore at Carolina	1:00 p.m.
Minnesota at Chicago (Champaign, Ill.)	12:00 p.m.
San Diego at Cincinnati	1:00 p.m.
Kansas City at Cleveland	1:00 p.m.
Atlanta at Green Bay	12:00 p.m.
Indianapolis at Jacksonville	1:00 p.m.
Detroit at Miami	1:00 p.m.
Philadelphia at Tennessee	12:00 p.m.
<b>Arizona at Washington</b>	<b>1:00 p.m.</b>
St. Louis at Denver	2:15 p.m.
Seattle at Oakland	1:15 p.m.
New Orleans at Tampa Bay	4:15 p.m.
Dallas at Houston	7:30 p.m.
<b>Monday, September 9</b>	
Pittsburgh at New England	9:00 p.m.

## Week 2

<b>Sunday, September 15</b>	
Chicago at Atlanta	1:00 p.m.
Tampa Bay at Baltimore	1:00 p.m.
Detroit at Carolina	1:00 p.m.
Cincinnati at Cleveland	1:00 p.m.
Tennessee at Dallas	12:00 p.m.
Miami at Indianapolis	12:00 p.m.
Jacksonville at Kansas City	12:00 p.m.
Green Bay at New Orleans	12:00 p.m.
New England at N.Y. Jets	1:00 p.m.
N.Y. Giants at St. Louis	3:05 p.m.
<b>Arizona at Seattle</b>	<b>1:05 p.m.</b>
Buffalo at Minnesota	3:15 p.m.
Houston at San Diego	1:15 p.m.
Denver at San Francisco	1:15 p.m.
Oakland at Pittsburgh	8:30 p.m.
<b>Monday, September 16</b>	
Philadelphia at Washington	9:00 p.m.

## Week 3

<b>Sunday, September 22</b>	
New Orleans at Chicago (Champaign, Ill.)	12:00 p.m.
Indianapolis at Houston	12:00 p.m.
N.Y. Jets at Miami	1:00 p.m.
Carolina at Minnesota	12:00 p.m.
Kansas City at New England	1:00 p.m.
Dallas at Philadelphia	1:00 p.m.
Cleveland at Tennessee	12:00 p.m.
<b>San Diego at Arizona</b>	<b>1:05 p.m.</b>
Buffalo at Denver	2:05 p.m.
Green Bay at Detroit	4:15 p.m.
Seattle at N.Y. Giants	4:15 p.m.
Washington at San Francisco	1:15 p.m.
Cincinnati at Atlanta	8:30 p.m.
<b>Monday, September 23</b>	
St. Louis at Tampa Bay	9:00 p.m.

## Week 4

(Open Dates: Atlanta, Indianapolis, San Francisco, Washington)	
<b>Sunday, September 29</b>	
Chicago at Buffalo	1:00 p.m.
New Orleans at Detroit	1:00 p.m.
Carolina at Green Bay	12:00 p.m.
N.Y. Jets at Jacksonville	1:00 p.m.
Miami at Kansas City	12:00 p.m.
Houston at Philadelphia	1:00 p.m.
Cleveland at Pittsburgh	1:00 p.m.
Dallas at St. Louis	12:00 p.m.
<b>N.Y. Giants at Arizona</b>	<b>1:05 p.m.</b>
Tampa Bay at Cincinnati	4:05 p.m.
Tennessee at Oakland	1:15 p.m.
New England at San Diego	1:15 p.m.
Minnesota at Seattle	5:30 p.m.
<b>Monday, September 30</b>	
Denver at Baltimore	9:00 p.m.

## Week 5

(Open Dates: Detroit, Houston, Minnesota, Seattle)	
<b>Sunday, October 6</b>	
Tampa Bay at Atlanta	1:00 p.m.
Oakland at Buffalo	1:00 p.m.
<b>Arizona at Carolina</b>	<b>1:00 p.m.</b>
N.Y. Giants at Dallas	12:00 p.m.
Cincinnati at Indianapolis	12:00 p.m.
New England at Miami	1:00 p.m.
Pittsburgh at New Orleans	12:00 p.m.
Washington at Tennessee	12:00 p.m.
San Diego at Denver	2:05 p.m.
Kansas City at N.Y. Jets	4:05 p.m.
Philadelphia at Jacksonville	4:15 p.m.
St. Louis at San Francisco	1:15 p.m.
Baltimore at Cleveland	8:30 p.m.
<b>Monday, October 7</b>	
Green Bay at Chicago (Champaign, Ill.)	8:00 p.m.

## Week 6

(Open Dates: Arizona, Chicago, N.Y. Jets, Philadelphia)	
<b>Sunday, October 13</b>	
Pittsburgh at Cincinnati	1:00 p.m.
Carolina at Dallas	12:00 p.m.
Buffalo at Houston	12:00 p.m.
Baltimore at Indianapolis	12:00 p.m.
Detroit at Minnesota	12:00 p.m.
Green Bay at New England	1:00 p.m.
Atlanta at N.Y. Giants	1:00 p.m.
Jacksonville at Tennessee	12:00 p.m.
New Orleans at Washington	1:00 p.m.
Oakland at St. Louis	3:15 p.m.
Kansas City at San Diego	1:15 p.m.
Cleveland at Tampa Bay	4:15 p.m.
Miami at Denver	6:30 p.m.
<b>Monday, October 14</b>	
San Francisco at Seattle	6:00 p.m.

## Week 7

(Open Dates: Cincinnati, New England, N.Y. Giants, Tennessee)

### Sunday, October 20

Carolina at Atlanta	1:00 p.m.
Jacksonville at Baltimore	1:00 p.m.
Chicago at Detroit	1:00 p.m.
Denver at Kansas City	12:00 p.m.
Buffalo at Miami	1:00 p.m.
San Francisco at New Orleans	12:00 p.m.
Minnesota at N.Y. Jets	1:00 p.m.
Tampa Bay at Philadelphia	1:00 p.m.
Seattle at St. Louis	12:00 p.m.
Houston at Cleveland	4:05 p.m.
San Diego at Oakland	1:05 p.m.

**Dallas at Arizona** . . . . . 1:15 p.m.

Washington at Green Bay . . . . . 3:15 p.m.

### Monday, October 21

Indianapolis at Pittsburgh . . . . . 9:00 p.m.

## Week 8

(Open Dates: Green Bay, Miami, St. Louis, San Diego)

### Sunday, October 27

Pittsburgh at Baltimore	1:00 p.m.
Detroit at Buffalo	1:00 p.m.
Tampa Bay at Carolina	1:00 p.m.
Tennessee at Cincinnati	1:00 p.m.
Seattle at Dallas	12:00 p.m.
Oakland at Kansas City	12:00 p.m.
Chicago at Minnesota	12:00 p.m.
Atlanta at New Orleans	12:00 p.m.
Cleveland at N.Y. Jets	1:00 p.m.

**Arizona at San Francisco** . . . . . 1:05 p.m.

Houston at Jacksonville . . . . . 4:15 p.m.

Denver at New England . . . . . 4:15 p.m.

Indianapolis at Washington . . . . . 8:30 p.m.

### Monday, October 28

N.Y. Giants at Philadelphia . . . . . 9:00 p.m.

## Week 9

(Open Dates: Carolina, Denver, Kansas City, New Orleans)

### Sunday, November 3

Baltimore at Atlanta	1:00 p.m.
New England at Buffalo	1:00 p.m.
Philadelphia at Chicago (Champaign, Ill.)	12:00 p.m.
Pittsburgh at Cleveland	1:00 p.m.
Dallas at Detroit	1:00 p.m.
Cincinnati at Houston	12:00 p.m.
Tennessee at Indianapolis	1:00 p.m.
Minnesota at Tampa Bay	1:00 p.m.
N.Y. Jets at San Diego	1:05 p.m.

**St. Louis at Arizona** . . . . . 2:15 p.m.

San Francisco at Oakland . . . . . 1:15 p.m.

Washington at Seattle . . . . . 1:15 p.m.

Jacksonville at N.Y. Giants . . . . . 8:30 p.m.

### Monday, November 4

Miami at Green Bay . . . . . 8:00 p.m.

## Week 10

(Open Dates: Buffalo, Cleveland, Dallas, Tampa Bay)

### Sunday, November 10

Cincinnati at Baltimore	1:00 p.m.
New Orleans at Carolina	1:00 p.m.
Detroit at Green Bay	12:00 p.m.
N.Y. Giants at Minnesota	12:00 p.m.
Indianapolis at Philadelphia	1:00 p.m.
Atlanta at Pittsburgh	1:00 p.m.
San Diego at St. Louis	12:00 p.m.
Houston at Tennessee	12:00 p.m.

**Seattle at Arizona** . . . . . 2:05 p.m.

Washington at Jacksonville . . . . . 4:05 p.m.

New England at Chicago (Champaign, Ill.) . . . . . 3:15 p.m.

Kansas City at San Francisco . . . . . 1:15 p.m.

Miami at N.Y. Jets . . . . . 8:30 p.m.

### Monday, November 11

Oakland at Denver . . . . . 7:00 p.m.

## Week 11

### Sunday, November 17

New Orleans at Atlanta	1:00 p.m.
Cleveland at Cincinnati	1:00 p.m.
Dallas at Indianapolis	1:00 p.m.
Buffalo at Kansas City	12:00 p.m.
Baltimore at Miami	1:00 p.m.
Green Bay at Minnesota	12:00 p.m.
Washington at N.Y. Giants	1:00 p.m.

**Arizona at Philadelphia** . . . . . 1:00 p.m.

Pittsburgh at Tennessee . . . . . 12:00 p.m.

San Francisco at San Diego . . . . . 1:05 p.m.

Carolina at Tampa Bay . . . . . 4:05 p.m.

N.Y. Jets at Detroit . . . . . 4:15 p.m.

Jacksonville at Houston . . . . . 3:15 p.m.

Denver at Seattle . . . . . 1:15 p.m.

New England at Oakland . . . . . 5:30 p.m.

### Monday, November 18

Chicago at St. Louis . . . . . 8:00 p.m.

## Week 12

### Sunday, November 24

Tennessee at Baltimore	1:00 p.m.
Atlanta at Carolina	1:00 p.m.
Detroit at Chicago (Champaign, Ill.)	12:00 p.m.
Jacksonville at Dallas	12:00 p.m.
San Diego at Miami	1:00 p.m.
Minnesota at New England	1:00 p.m.
Cleveland at New Orleans	12:00 p.m.
Buffalo at N.Y. Jets	1:00 p.m.
Cincinnati at Pittsburgh	1:00 p.m.
Green Bay at Tampa Bay	1:00 p.m.

**Oakland at Arizona** . . . . . 2:05 p.m.

Kansas City at Seattle . . . . . 1:05 p.m.

N.Y. Giants at Houston . . . . . 3:15 p.m.

St. Louis at Washington . . . . . 4:15 p.m.

Indianapolis at Denver . . . . . 6:30 p.m.

### Monday, November 25

Philadelphia at San Francisco . . . . . 6:00 p.m.

(2002 NFL Weekly Schedule continued on page 350)

### Week 13

#### Thursday, November 28 (Thanksgiving Day)

New England at Detroit	12:30 p.m.
Washington at Dallas	3:05 p.m.

#### Sunday, December 1

Miami at Buffalo	1:00 p.m.
Baltimore at Cincinnati	1:00 p.m.
Carolina at Cleveland	1:00 p.m.
Chicago at Green Bay	12:00 p.m.
Pittsburgh at Jacksonville	1:00 p.m.

#### Arizona at Kansas City

Arizona at Kansas City	12:00 p.m.
Atlanta at Minnesota	12:00 p.m.
Tennessee at N.Y. Giants	1:00 p.m.
Houston at Indianapolis	4:05 p.m.
Denver at San Diego	1:05 p.m.
St. Louis at Philadelphia	4:15 p.m.
Seattle at San Francisco	1:15 p.m.
Tampa Bay at New Orleans	7:30 p.m.

#### Monday, December 2

N.Y. Jets at Oakland	6:00 p.m.
----------------------	-----------

### Week 14

#### Sunday, December 8

Cincinnati at Carolina	1:00 p.m.
San Francisco at Dallas	12:00 p.m.
Cleveland at Jacksonville	1:00 p.m.
St. Louis at Kansas City	12:00 p.m.
Buffalo at New England	1:00 p.m.
Houston at Pittsburgh	1:00 p.m.
Atlanta at Tampa Bay	1:00 p.m.
Indianapolis at Tennessee	12:00 p.m.
N.Y. Giants at Washington	1:00 p.m.

#### Detroit at Arizona

Detroit at Arizona	2:05 p.m.
New Orleans at Baltimore	4:05 p.m.
Philadelphia at Seattle	1:05 p.m.
Denver at N.J. Jets	4:15 p.m.
Oakland at San Diego	1:15 p.m.
Minnesota at Green Bay	7:30 p.m.

#### Monday, December 9

Chicago at Miami	9:00 p.m.
------------------	-----------

### Week 15

#### Sunday, December 15

Seattle at Atlanta	1:00 p.m.
San Diego at Buffalo	1:00 p.m.
N.Y. Jets at Chicago (Champaign, Ill.)	12:00 p.m.
Jacksonville at Cincinnati	1:00 p.m.
Indianapolis at Cleveland	1:00 p.m.
Tampa Bay at Detroit	1:00 p.m.
Baltimore at Houston	12:00 p.m.
Oakland at Miami	1:00 p.m.
Minnesota at New Orleans	12:00 p.m.
Washington at Philadelphia	1:00 p.m.
Carolina at Pittsburgh	1:00 p.m.
Kansas City at Denver	2:05 p.m.
Dallas at N.Y. Giants	4:15 p.m.
Green Bay at San Francisco	1:15 p.m.

#### Arizona at St. Louis

Arizona at St. Louis	7:30 p.m.
----------------------	-----------

#### Monday, December 16

New England at Tennessee	8:00 p.m.
--------------------------	-----------

### Week 16

#### Saturday, December 21

Miami at Minnesota	12:30 p.m.
San Francisco at Arizona	3:00 p.m.
Philadelphia at Dallas	7:30 p.m.

#### Sunday, December 22

Detroit at Atlanta	1:00 p.m.
Chicago at Carolina	1:00 p.m.
New Orleans at Cincinnati	1:00 p.m.
Buffalo at Green Bay	12:00 p.m.
N.Y. Giants at Indianapolis	1:00 p.m.
Tennessee at Jacksonville	1:00 p.m.
San Diego at Kansas City	12:00 p.m.
Houston at Washington	1:00 p.m.
St. Louis at Seattle	1:05 p.m.
Cleveland at Baltimore	4:15 p.m.
Denver at Oakland	1:15 p.m.
N.Y. Jets at New England	8:30 p.m.

#### Monday, December 23

Pittsburgh at Tampa Bay	9:00 p.m.
-------------------------	-----------

### Week 17

#### Saturday, December 28

Philadelphia at N.Y. Giants	1:30 p.m.
Kansas City at Oakland	2:00 p.m.

#### Sunday, December 29

Cincinnati at Buffalo	1:00 p.m.
Atlanta at Cleveland	1:00 p.m.
Minnesota at Detroit	1:00 p.m.
Tennessee at Houston	12:00 p.m.
Miami at New England	1:00 p.m.
Carolina at New Orleans	12:00 p.m.
Baltimore at Pittsburgh	1:00 p.m.
Dallas at Washington	1:00 p.m.
Jacksonville at Indianapolis	4:05 p.m.

#### Arizona at Denver

Arizona at Denver	2:15 p.m.
Green Bay at N.Y. Jets	4:15 p.m.
Seattle at San Diego	1:15 p.m.
Tampa Bay at Chicago (Champaign, Ill.)	7:30 p.m.

#### Monday, December 30

San Francisco at St. Louis	8:00 p.m.
----------------------------	-----------

### Postseason

Saturday, January 4, 2003	AFC and NFC Wild Card Playoffs
Sunday, January 5, 2003	AFC and NFC Wild Card Playoffs
Saturday, January 11, 2003	AFC and NFC Divisional Playoffs
Sunday, January 12, 2003	AFC and NFC Divisional Playoffs
Sunday, January 19, 2003	AFC and NFC Championship Games
Sunday, January 26, 2003	Super Bowl XXXVII
	Qualcomm Stadium, San Diego
Sunday, February 2	Pro Bowl
	Honolulu

All times local to site

# 2002 NFL Team Schedules

## Baltimore Ravens

September 8	At Carolina	1:00 p.m.
September 15	Tampa Bay	1:00 p.m.
September 22	Open Date	
September 30	Denver (Monday)	9:00 p.m.
October 6	At Cleveland	8:30 p.m.
October 13	At Indianapolis	12:00 p.m.
October 20	Jacksonville	1:00 p.m.
October 27	Pittsburgh	1:00 p.m.
November 3	At Atlanta	1:00 p.m.
November 10	Cincinnati	1:00 p.m.
November 17	At Miami	1:00 p.m.
November 24	Tennessee	1:00 p.m.
December 1	At Cincinnati	1:00 p.m.
December 8	New Orleans	1:00 p.m.
December 15	At Houston	12:00 p.m.
December 22	Cleveland	4:15 p.m.
December 29	At Pittsburgh	1:00 p.m.

## Buffalo Bills

September 8	N.Y. Jets	1:00 p.m.
September 15	At Minnesota	3:15 p.m.
September 22	At Denver	2:05 p.m.
September 29	Chicago	1:00 p.m.
October 6	Oakland	1:00 p.m.
October 13	At Houston	12:00 p.m.
October 20	At Miami	1:00 p.m.
October 27	Detroit	1:00 p.m.
November 3	New England	1:00 p.m.
November 10	Open Date	
November 17	At Kansas City	12:00 p.m.
November 24	At N.Y. Jets	1:00 p.m.
December 1	Miami	1:00 p.m.
December 8	At New England	1:00 p.m.
December 15	San Diego	1:00 p.m.
December 22	At Green Bay	12:00 p.m.
December 29	Cincinnati	1:00 p.m.

## Cincinnati Bengals

September 8	San Diego	1:00 p.m.
September 15	At Cleveland	1:00 p.m.
September 22	At Atlanta	8:30 p.m.
September 29	Tampa Bay	4:05 p.m.
October 6	Indianapolis	12:00 p.m.
October 13	Pittsburgh	1:00 p.m.
October 20	Open Date	
October 27	Tennessee	1:00 p.m.
November 3	At Houston	12:00 p.m.
November 10	At Baltimore	1:00 p.m.
November 17	Cleveland	1:00 p.m.
November 24	At Pittsburgh	1:00 p.m.
December 1	Baltimore	1:00 p.m.
December 8	At Carolina	1:00 p.m.
December 15	Jacksonville	1:00 p.m.
December 22	New Orleans	1:00 p.m.
December 29	At Buffalo	1:00 p.m.

## Cleveland Browns

September 8	Kansas City	1:00 p.m.
September 15	Cincinnati	1:00 p.m.
September 22	At Tennessee	12:00 p.m.
September 29	At Pittsburgh	1:00 p.m.
October 6	Baltimore	8:30 p.m.
October 13	At Tampa Bay	4:15 p.m.
October 20	Houston	4:05 p.m.
October 27	At N.Y. Jets	1:00 p.m.
November 3	Pittsburgh	1:00 p.m.
November 10	Open Date	
November 17	At Cincinnati	1:00 p.m.
November 24	At New Orleans	12:00 p.m.
December 1	Carolina	1:00 p.m.
December 8	At Jacksonville	1:00 p.m.
December 15	Indianapolis	1:00 p.m.
December 22	At Baltimore	4:15 p.m.
December 29	Atlanta	1:00 p.m.

## Denver Broncos

September 8	St. Louis	2:15 p.m.
September 15	At San Francisco	1:15 p.m.
September 22	Buffalo	2:05 p.m.
September 30	At Baltimore (Monday)	9:00 p.m.
October 6	San Diego	2:05 p.m.
October 13	Miami	6:30 p.m.
October 20	At Kansas City	12:00 p.m.
October 27	At New England	4:15 p.m.
November 3	Open Date	
November 11	Oakland (Monday)	7:00 p.m.
November 17	At Seattle	1:15 p.m.
November 24	Indianapolis	6:30 p.m.
December 1	At San Diego	1:05 p.m.
December 8	At N.Y. Jets	4:15 p.m.
December 15	Kansas City	2:05 p.m.
December 22	At Oakland	1:15 p.m.
December 29	Arizona	2:15 p.m.

## Houston Texans

September 8	Dallas	7:30 p.m.
September 15	At San Diego	1:15 p.m.
September 22	Indianapolis	12:00 p.m.
September 29	At Philadelphia	1:00 p.m.
October 6	Open Date	
October 13	Buffalo	12:00 p.m.
October 20	At Cleveland	4:05 p.m.
October 27	At Jacksonville	4:15 p.m.
November 3	Cincinnati	12:00 p.m.
November 10	At Tennessee	12:00 p.m.
November 17	Jacksonville	3:15 p.m.
November 24	N.Y. Giants	3:15 p.m.
December 1	At Indianapolis	4:05 p.m.
December 8	At Pittsburgh	1:00 p.m.
December 15	Baltimore	12:00 p.m.
December 22	At Washington	1:00 p.m.
December 29	Tennessee	12:00 p.m.

(2002 NFL Team Schedules continued on page 352)

## Indianapolis Colts

September 8	At Jacksonville	1:00 p.m.
September 15	Miami	12:00 p.m.
September 22	At Houston	12:00 p.m.
September 29	Open Date	
October 6	Cincinnati	12:00 p.m.
October 13	Baltimore	12:00 p.m.
October 21	At Pittsburgh (Monday)	9:00 p.m.
October 27	At Washington	8:30 p.m.
November 3	Tennessee	1:00 p.m.
November 10	At Philadelphia	1:00 p.m.
November 17	Dallas	1:00 p.m.
November 24	At Denver	6:30 p.m.
December 1	Houston	4:05 p.m.
December 8	At Tennessee	12:00 p.m.
December 15	At Cleveland	1:00 p.m.
December 22	N.Y. Giants	1:00 p.m.
December 29	Jacksonville	4:05 p.m.

## Jacksonville Jaguars

September 8	Indianapolis	1:00 p.m.
September 15	At Kansas City	12:00 p.m.
September 22	Open Date	
September 29	N.Y. Jets	1:00 p.m.
October 6	Philadelphia	4:15 p.m.
October 13	At Tennessee	12:00 p.m.
October 20	At Baltimore	1:00 p.m.
October 27	Houston	4:15 p.m.
November 3	At N.Y. Giants	8:30 p.m.
November 10	Washington	4:05 p.m.
November 17	At Houston	3:15 p.m.
November 24	At Dallas	12:00 p.m.
December 1	Pittsburgh	1:00 p.m.
December 8	Cleveland	1:00 p.m.
December 15	At Cincinnati	1:00 p.m.
December 22	Tennessee	1:00 p.m.
December 29	At Indianapolis	4:05 p.m.

## Kansas City Chiefs

September 8	At Cleveland	1:00 p.m.
September 15	Jacksonville	12:00 p.m.
September 22	At New England	1:00 p.m.
September 29	Miami	12:00 p.m.
October 6	At N.Y. Jets	4:05 p.m.
October 13	At San Diego	1:15 p.m.
October 20	Denver	12:00 p.m.
October 27	Oakland	12:00 p.m.
November 3	Open Date	
November 10	At San Francisco	1:15 p.m.
November 17	Buffalo	12:00 p.m.
November 24	At Seattle	1:05 p.m.
December 1	Arizona	12:00 p.m.
December 8	St. Louis	12:00 p.m.
December 15	At Denver	2:05 p.m.
December 22	San Diego	12:00 p.m.
December 28	At Oakland (Saturday)	2:00 p.m.

## Miami Dolphins

September 8	Detroit	1:00 p.m.
September 15	At Indianapolis	12:00 p.m.
September 22	N.Y. Jets	1:00 p.m.
September 29	At Kansas City	12:00 p.m.
October 6	New England	1:00 p.m.
October 13	At Denver	6:30 p.m.
October 20	Buffalo	1:00 p.m.
October 27	Open Date	
November 4	At Green Bay (Monday)	8:00 p.m.
November 10	At N.Y. Jets	8:30 p.m.
November 17	Baltimore	1:00 p.m.
November 24	San Diego	1:00 p.m.
December 1	At Buffalo	1:00 p.m.
December 9	Chicago (Mon.)	9:00 p.m.
December 15	Oakland	1:00 p.m.
December 21	At Minnesota (Saturday)	12:30 p.m.
December 29	At New England	1:00 p.m.

## New England Patriots

September 9	Pittsburgh (Monday)	9:00 p.m.
September 15	At N.Y. Jets	1:00 p.m.
September 22	Kansas City	1:00 p.m.
September 29	At San Diego	1:15 p.m.
October 6	At Miami	1:00 p.m.
October 13	Green Bay	1:00 p.m.
October 20	Open Date	
October 27	Denver	4:15 p.m.
November 3	At Buffalo	1:00 p.m.
November 10	At Chicago (Champaign, Ill.)	3:15 p.m.
November 17	At Oakland	5:30 p.m.
November 24	Minnesota	1:00 p.m.
November 28	At Detroit (Thursday)	12:30 p.m.
December 8	Buffalo	1:00 p.m.
December 16	At Tennessee (Monday)	8:00 p.m.
December 22	N.Y. Jets	8:30 p.m.
December 29	Miami	1:00 p.m.

## New York Jets

September 8	At Buffalo	1:00 p.m.
September 15	New England	1:00 p.m.
September 22	At Miami	1:00 p.m.
September 29	At Jacksonville	1:00 p.m.
October 6	Kansas City	4:05 p.m.
October 13	Open Date	
October 20	Minnesota	1:00 p.m.
October 27	Cleveland	1:00 p.m.
November 3	At San Diego	1:05 p.m.
November 10	Miami	8:30 p.m.
November 17	At Detroit	4:15 p.m.
November 24	Buffalo	1:00 p.m.
December 2	At Oakland (Monday)	8:00 p.m.
December 8	Denver	4:15 p.m.
December 15	At Chicago (Champaign, Ill.)	12:00 p.m.
December 22	At New England	8:30 p.m.
December 29	Green Bay	4:15 p.m.

## Oakland Raiders

September 8	Seattle	1:15 p.m.
September 15	At Pittsburgh	8:30 p.m.
September 22	Open Date	
September 29	Tennessee	1:15 p.m.
October 6	At Buffalo	1:00 p.m.
October 13	At St. Louis	3:15 p.m.
October 20	San Diego	1:05 p.m.
October 27	At Kansas City	12:00 p.m.
November 3	San Francisco	1:15 p.m.
November 11	At Denver (Monday)	7:00 p.m.
November 17	New England	5:30 p.m.
November 24	At Arizona	2:05 p.m.
December 2	N.Y. Jets (Monday)	6:00 p.m.
December 8	At San Diego	1:15 p.m.
December 15	At Miami	1:00 p.m.
December 22	Denver	1:15 p.m.
December 28	Kansas City (Saturday)	2:00 p.m.

## Pittsburgh Steelers

September 9	At New England (Monday)	9:00 p.m.
September 15	Oakland	8:30 p.m.
September 22	Open Date	
September 29	Cleveland	1:00 p.m.
October 6	At New Orleans	12:00 p.m.
October 13	At Cincinnati	1:00 p.m.
October 21	Indianapolis (Monday)	9:00 p.m.
October 27	At Baltimore	1:00 p.m.
November 3	At Cleveland	1:00 p.m.
November 10	Atlanta	1:00 p.m.
November 17	At Tennessee	12:00 p.m.
November 24	Cincinnati	1:00 p.m.
December 1	At Jacksonville	1:00 p.m.
December 8	Houston	1:00 p.m.
December 15	Carolina	1:00 p.m.
December 23	At Tampa Bay (Monday)	9:00 p.m.
December 29	Baltimore	1:00 p.m.

## Arizona Cardinals

September 8	At Washington	1:00 p.m.
September 15	At Seattle	1:05 p.m.
September 22	San Diego	1:05 p.m.
September 29	N.Y. Giants	1:05 p.m.
October 6	At Carolina	1:00 p.m.
October 13	Open Date	
October 20	Dallas	1:15 p.m.
October 27	At San Francisco	1:05 p.m.
November 3	St. Louis	2:15 p.m.
November 10	Seattle	2:05 p.m.
November 17	At Philadelphia	1:00 p.m.
November 24	Oakland	2:05 p.m.
December 1	At Kansas City	12:00 p.m.
December 8	Detroit	2:05 p.m.
December 15	At St. Louis	7:30 p.m.
December 21	San Francisco (Saturday)	3:00 p.m.
December 29	At Denver	2:15 p.m.

## San Diego Chargers

September 8	At Cincinnati	1:00 p.m.
September 15	Houston	1:15 p.m.
September 22	At Arizona	1:05 p.m.
September 29	New England	1:15 p.m.
October 6	At Denver	2:05 p.m.
October 13	Kansas City	1:15 p.m.
October 20	At Oakland	1:05 p.m.
October 27	Open Date	
November 3	N.Y. Jets	1:05 p.m.
November 10	At St. Louis	12:00 p.m.
November 17	San Francisco	1:05 p.m.
November 24	At Miami	1:00 p.m.
December 1	Denver	1:05 p.m.
December 8	Oakland	1:15 p.m.
December 15	At Buffalo	1:00 p.m.
December 22	At Kansas City	12:00 p.m.
December 29	Seattle	1:15 p.m.

## Tennessee Titans

September 8	Philadelphia	12:00 p.m.
September 15	At Dallas	12:00 p.m.
September 22	Cleveland	12:00 p.m.
September 29	At Oakland	1:15 p.m.
October 6	Washington	12:00 p.m.
October 13	Jacksonville	12:00 p.m.
October 20	Open Date	
October 27	At Cincinnati	1:00 p.m.
November 3	At Indianapolis	1:00 p.m.
November 10	Houston	12:00 p.m.
November 17	Pittsburgh	12:00 p.m.
November 24	At Baltimore	1:00 p.m.
December 1	At N.Y. Giants	1:00 p.m.
December 8	Indianapolis	12:00 p.m.
December 16	New England (Monday)	8:00 p.m.
December 22	At Jacksonville	1:00 p.m.
December 29	At Houston	12:00 p.m.

## Atlanta Falcons

September 8	At Green Bay	12:00 p.m.
September 15	Chicago	1:00 p.m.
September 22	Cincinnati	8:30 p.m.
September 29	Open Date	
October 6	Tampa Bay	1:00 p.m.
October 13	At N.Y. Giants	1:00 p.m.
October 20	Carolina	1:00 p.m.
October 27	At New Orleans	12:00 p.m.
November 3	Baltimore	1:00 p.m.
November 10	At Pittsburgh	1:00 p.m.
November 17	New Orleans	1:00 p.m.
November 24	At Carolina	1:00 p.m.
December 1	At Minnesota	12:00 p.m.
December 8	At Tampa Bay	1:00 p.m.
December 15	Seattle	1:00 p.m.
December 22	Detroit	1:00 p.m.
December 29	At Cleveland	1:00 p.m.

(2002 NFL Team Schedules continued on page 354)

### Carolina Panthers

September 8	Baltimore	1:00 p.m.
September 15	Detroit	1:00 p.m.
September 22	At Minnesota	12:00 p.m.
September 29	At Green Bay	12:00 p.m.
October 6	Arizona	1:00 p.m.
October 13	At Dallas	12:00 p.m.
October 20	At Atlanta	1:00 p.m.
October 27	Tampa Bay	1:00 p.m.
November 3	Open Date	
November 10	New Orleans	1:00 p.m.
November 17	At Tampa Bay	4:05 p.m.
November 24	Atlanta	1:00 p.m.
December 1	At Cleveland	1:00 p.m.
December 8	Cincinnati	1:00 p.m.
December 15	At Pittsburgh	1:00 p.m.
December 22	Chicago	1:00 p.m.
December 29	At New Orleans	12:00 p.m.

### Chicago Bears

(Home games at Champaign, Illinois)

September 8	Minnesota	12:00 p.m.
September 15	At Atlanta	1:00 p.m.
September 22	New Orleans	12:00 p.m.
September 29	At Buffalo	1:00 p.m.
October 7	Green Bay (Monday)	8:00 p.m.
October 13	Open Date	
October 20	At Detroit	1:00 p.m.
October 27	At Minnesota	12:00 p.m.
November 3	Philadelphia	12:00 p.m.
November 10	New England	3:15 p.m.
November 18	At St. Louis (Monday)	8:00 p.m.
November 24	Detroit	12:00 p.m.
December 1	At Green Bay	12:00 p.m.
December 9	At Miami (Monday)	9:00 p.m.
December 15	N.Y. Jets	12:00 p.m.
December 22	At Carolina	1:00 p.m.
December 29	Tampa Bay	7:30 p.m.

### Dallas Cowboys

September 8	At Houston	7:30 p.m.
September 15	Tennessee	12:00 p.m.
September 22	At Philadelphia	1:00 p.m.
September 29	At St. Louis	12:00 p.m.
October 6	N.Y. Giants	12:00 p.m.
October 13	Carolina	12:00 p.m.
October 20	At Arizona	1:15 p.m.
October 27	Seattle	12:00 p.m.
November 3	At Detroit	1:00 p.m.
November 10	Open Date	
November 17	At Indianapolis	1:00 p.m.
November 24	Jacksonville	12:00 p.m.
November 28	Washington (Thursday)	3:05 p.m.
December 8	San Francisco	12:00 p.m.
December 15	At N.Y. Giants	4:15 p.m.
December 21	Philadelphia (Saturday)	7:30 p.m.
December 29	At Washington	1:00 p.m.

### Detroit Lions

September 8	At Miami	1:00 p.m.
September 15	At Carolina	1:00 p.m.
September 22	Green Bay	4:15 p.m.
September 29	New Orleans	1:00 p.m.
October 6	Open Date	
October 13	At Minnesota	12:00 p.m.
October 20	Chicago	1:00 p.m.
October 27	At Buffalo	1:00 p.m.

November 3	Dallas	1:00 p.m.
November 10	At Green Bay	12:00 p.m.
November 17	N.Y. Jets	4:15 p.m.
November 24	At Chicago (Champaign, Ill.)	12:00 p.m.
November 28	New England (Thursday)	12:30 p.m.
December 8	At Arizona	2:05 p.m.
December 15	Tampa Bay	1:00 p.m.
December 22	At Atlanta	1:00 p.m.
December 29	Minnesota	1:00 p.m.

### Green Bay Packers

September 8	Atlanta	12:00 p.m.
September 15	At New Orleans	12:00 p.m.
September 22	At Detroit	4:15 p.m.
September 29	Carolina	12:00 p.m.
October 7	At Chicago (Champaign) (Mon)	8:00 p.m.
October 13	At New England	1:00 p.m.
October 20	Washington	3:15 p.m.
October 27	Open Date	
November 4	Miami (Monday)	8:00 p.m.
November 10	Detroit	12:00 p.m.
November 17	At Minnesota	12:00 p.m.
November 24	At Tampa Bay	1:00 p.m.
December 1	Chicago	12:00 p.m.
December 8	Minnesota	7:30 p.m.
December 15	At San Francisco	1:15 p.m.
December 22	Buffalo	12:00 p.m.
December 29	At N.Y. Jets	4:15 p.m.

### Minnesota Vikings

September 8	At Chicago (Champaign, Ill.)	12:00 p.m.
September 15	Buffalo	3:15 p.m.
September 22	Carolina	12:00 p.m.
September 29	At Seattle	5:30 p.m.
October 6	Open Date	
October 13	Detroit	12:00 p.m.
October 20	At N.Y. Jets	1:00 p.m.
October 27	Chicago	12:00 p.m.
November 3	At Tampa Bay	1:00 p.m.
November 10	N.Y. Giants	12:00 p.m.
November 17	Green Bay	12:00 p.m.
November 24	At New England	1:00 p.m.
December 1	Atlanta	12:00 p.m.
December 8	At Green Bay	7:30 p.m.
December 15	At New Orleans	12:00 p.m.
December 21	Miami (Saturday)	12:30 p.m.
December 29	At Detroit	1:00 p.m.

### New Orleans Saints

September 8	At Tampa Bay	4:15 p.m.
September 15	Green Bay	12:00 p.m.
September 22	At Chicago (Champaign, Ill.)	12:00 p.m.
September 29	At Detroit	1:00 p.m.
October 6	Pittsburgh	12:00 p.m.
October 13	At Washington	1:00 p.m.
October 20	San Francisco	12:00 p.m.
October 27	Atlanta	12:00 p.m.
November 3	Open Date	
November 10	At Carolina	1:00 p.m.
November 17	At Atlanta	1:00 p.m.
November 24	Cleveland	12:00 p.m.
December 1	Tampa Bay	7:30 p.m.
December 8	At Baltimore	1:00 p.m.
December 15	Minnesota	12:00 p.m.
December 22	At Cincinnati	1:00 p.m.
December 29	Carolina	12:00 p.m.

## New York Giants

September 5	San Francisco (Thursday)	8:30 p.m.
September 15	At St. Louis	3:05 p.m.
September 22	Seattle	4:15 p.m.
September 29	At Arizona	1:05 p.m.
October 6	At Dallas	12:00 p.m.
October 13	Atlanta	1:00 p.m.
October 20	Open Date	
October 28	At Philadelphia (Monday)	9:00 p.m.
November 3	Jacksonville	8:30 p.m.
November 10	At Minnesota	12:00 p.m.
November 17	Washington	1:00 p.m.
November 24	At Houston	3:15 p.m.
December 1	Tennessee	1:00 p.m.
December 8	At Washington	1:00 p.m.
December 15	Dallas	4:15 p.m.
December 22	At Indianapolis	1:00 p.m.
December 28	Philadelphia (Saturday)	1:30 p.m.

## Philadelphia Eagles

September 8	At Tennessee	12:00 p.m.
September 16	At Washington (Monday)	9:00 p.m.
September 22	Dallas	1:00 p.m.
September 29	Houston	1:00 p.m.
October 6	At Jacksonville	4:15 p.m.
October 13	Open Date	
October 20	Tampa Bay	1:00 p.m.
October 28	N.Y. Giants (Monday)	9:00 p.m.
November 3	At Chicago (Champaign, Ill.)	12:00 p.m.
November 10	Indianapolis	1:00 p.m.
November 17	Arizona	1:00 p.m.
November 25	At San Francisco (Monday)	6:00 p.m.
December 1	St. Louis	4:15 p.m.
December 8	At Seattle	1:05 p.m.
December 15	Washington	1:00 p.m.
December 21	At Dallas (Saturday)	7:30 p.m.
December 28	At N.Y. Giants (Saturday)	1:30 p.m.

## St. Louis Rams

September 8	At Denver	2:15 p.m.
September 15	N.Y. Giants	3:05 p.m.
September 23	At Tampa Bay (Monday)	9:00 p.m.
September 29	Dallas	12:00 p.m.
October 6	At San Francisco	1:15 p.m.
October 13	Oakland	3:15 p.m.
October 20	Seattle	12:00 p.m.
October 27	Open Date	
November 3	At Arizona	2:15 p.m.
November 10	San Diego	12:00 p.m.
November 18	Chicago (Monday)	8:00 p.m.
November 24	At Washington	4:15 p.m.
December 1	At Philadelphia	4:15 p.m.
December 8	At Kansas City	12:00 p.m.
December 15	Arizona	7:30 p.m.
December 22	At Seattle	1:05 p.m.
December 30	San Francisco (Monday)	8:00 p.m.

## San Francisco 49ers

September 5	At NY Giants (Thursday)	8:30 p.m.
September 15	Denver	1:15 p.m.
September 22	Washington	1:15 p.m.
September 29	Open Date	
October 6	St. Louis	1:15 p.m.
October 14	At Seattle (Monday)	6:00 p.m.
October 20	At New Orleans	12:00 p.m.
October 27	Arizona	1:05 p.m.

November 3	At Oakland	1:15 p.m.
November 10	Kansas City	1:15 p.m.
November 17	At San Diego	1:05 p.m.
November 25	Philadelphia (Monday)	6:00 p.m.
December 1	Seattle	1:15 p.m.
December 8	At Dallas	12:00 p.m.
December 15	Green Bay	1:15 p.m.
December 21	At Arizona (Saturday)	3:00 p.m.
December 30	At St. Louis (Monday)	8:00 p.m.

## Seattle Seahawks

September 8	At Oakland	1:15 p.m.
September 15	Arizona	1:05 p.m.
September 22	At N.Y. Giants	4:15 p.m.
September 29	Minnesota	5:30 p.m.
October 6	Open Date	
October 14	San Francisco (Monday)	6:00 p.m.
October 20	At St. Louis	12:00 p.m.
October 27	At Dallas	12:00 p.m.
November 3	Washington	1:15 p.m.
November 10	At Arizona	2:05 p.m.
November 17	Denver	1:15 p.m.
November 24	Kansas City	1:05 p.m.
December 1	At San Francisco	1:15 p.m.
December 8	Philadelphia	1:05 p.m.
December 15	At Atlanta	1:00 p.m.
December 22	St. Louis	1:05 p.m.
December 29	At San Diego	1:15 p.m.

## Tampa Bay Buccaneers

September 8	New Orleans	4:15 p.m.
September 15	At Baltimore	1:00 p.m.
September 23	St. Louis (Mon.)	9:00 p.m.
September 29	At Cincinnati	4:05 p.m.
October 6	At Atlanta	1:00 p.m.
October 13	Cleveland	4:15 p.m.
October 20	At Philadelphia	1:00 p.m.
October 27	At Carolina	1:00 p.m.
November 3	Minnesota	1:00 p.m.
November 10	Open Date	
November 17	Carolina	4:05 p.m.
November 24	Green Bay	1:00 p.m.
December 1	At New Orleans	7:30 p.m.
December 8	Atlanta	1:00 p.m.
December 15	At Detroit	1:00 p.m.
December 23	Pittsburgh (Monday)	9:00 p.m.
December 29	At Chicago (Champaign, Ill.)	7:30 p.m.

## Washington Redskins

September 8	Arizona	1:00 p.m.
September 16	Philadelphia (Monday)	9:00 p.m.
September 22	At San Francisco	1:15 p.m.
September 29	Open Date	
October 6	At Tennessee	12:00 p.m.
October 13	New Orleans	1:00 p.m.
October 20	At Green Bay	3:15 p.m.
October 27	Indianapolis	8:30 p.m.
November 3	At Seattle	1:15 p.m.
November 10	At Jacksonville	4:05 p.m.
November 17	At N.Y. Giants	1:00 p.m.
November 24	St. Louis	4:15 p.m.
November 28	At Dallas (Thursday)	3:05 p.m.
December 8	N.Y. Giants	1:00 p.m.
December 15	At Philadelphia	1:00 p.m.
December 22	Houston	1:00 p.m.
December 29	Dallas	1:00 p.m.

# NFL Prime Time TV

## Regular Season

Thur., Sept. 5	San Francisco at New York Giants (ESPN)	8:30 p.m.
Sun., Sept. 8	Dallas at Houston (ESPN)	7:30 p.m.
Mon., Sept. 9	Pittsburgh at New England (ABC)	9:00 p.m.
Sun., Sept. 15	Oakland at Pittsburgh (ESPN)	8:30 p.m.
Mon., Sept. 16	Philadelphia at Washington (ABC)	9:00 p.m.
Sun., Sept. 22	Cincinnati at Atlanta (ESPN)	8:30 p.m.
Mon., Sept. 23	St. Louis at Tampa Bay (ABC)	9:00 p.m.
Sun., Sept. 29	Minnesota at Seattle (ESPN)	5:30 p.m.
Mon., Sept. 30	Denver at Baltimore (ABC)	9:00 p.m.
Sun., Oct. 6	Baltimore at Cleveland (ESPN)	8:30 p.m.
Mon., Oct. 7	Green Bay at Chicago (ABC)	8:00 p.m.
Sun., Oct. 13	Miami at Denver (ESPN)	6:30 p.m.
Mon., Oct. 14	San Francisco at Seattle (ABC)	6:00 p.m.
Mon., Oct. 21	Indianapolis at Pittsburgh (ABC)	9:00 p.m.
Sun., Oct. 27	Indianapolis at Washington (ESPN)	8:30 p.m.
Mon., Oct. 28	New York Giants at Philadelphia (ABC)	9:00 p.m.
Sun., Nov. 3	Jacksonville at New York Giants (ESPN)	8:30 p.m.
Mon., Nov. 4	Miami at Green Bay (ABC)	8:00 p.m.
Sun., Nov. 10	Miami at New York Jets (ESPN)	8:30 p.m.
Mon., Nov. 11	Oakland at Denver (ABC)	7:00 p.m.
Sun., Nov. 17	New England at Oakland (ESPN)	5:30 p.m.
Mon., Nov. 18	Chicago at St. Louis (ABC)	8:00 p.m.
Sun., Nov. 24	Indianapolis at Denver (ESPN)	6:30 p.m.

Mon., Nov. 25	Philadelphia at San Francisco (ABC)	6:00 p.m.
Sun., Dec. 1	Tampa Bay at New Orleans (ESPN)	7:30 p.m.
Mon., Dec. 2	New York Jets at Oakland (ABC)	6:00 p.m.
Sun., Dec. 8	Minnesota at Green Bay (ESPN)	7:30 p.m.
Mon., Dec. 9	Chicago at Miami (ABC)	9:00 p.m.
<b>Sun., Dec. 15</b>	<b>Arizona at St. Louis (ESPN)</b>	<b>7:30 p.m.</b>
Mon., Dec. 16	New England at Tennessee (ABC)	8:00 p.m.
Sat., Dec. 21	Philadelphia at Dallas (ESPN)	7:30 p.m.
Sun., Dec. 22	New York Jets at New England (ESPN)	8:30 p.m.
Mon., Dec. 23	Pittsburgh at Tampa Bay (ABC)	9:00 p.m.
Sun., Dec. 29	Tampa Bay at Chicago (ESPN)	7:30 p.m.
Mon., Dec. 30	San Francisco at St. Louis (ABC)	8:00 p.m.

## Postseason

Sat., Jan. 4, 2003	AFC and NFC Wild Card Playoffs
Sun., Jan. 5, 2003	AFC and NFC Wild Card Playoffs
Sat., Jan. 11, 2003	AFC and NFC Divisional Playoffs
Sun., Jan. 12, 2003	AFC and NFC Divisional Playoffs
Sun., Jan. 19, 2003	AFC and NFC Championship Games
Sun., Jan. 26, 2003	Super Bowl XXXVII Qualcomm Stadium, San Diego
Sunday, February 2	Pro Bowl Honolulu

(All times local)

# NFL Regular-Season TV

Thursday, Sept. 5	San Francisco at New York Giants (night, ESPN)
Sunday, Sept. 8	St. Louis at Denver (day, FOX) Dallas at Houston (night, ESPN)
Monday, Sept. 9	Pittsburgh at New England (night, ABC)
Sunday, Sept. 15	Denver at San Francisco (day, CBS) Oakland at Pittsburgh (night, ESPN)
Monday, Sept. 16	Philadelphia at Washington (night, ABC)
Sunday, Sept. 22	Washington at San Francisco (day, FOX) Cincinnati at Atlanta (night, ESPN)
Monday, Sept. 23	St. Louis at Tampa Bay (night, ABC)
Sunday, Sept. 29	Tennessee at Oakland (day, CBS) Minnesota at Seattle (night, ESPN)
Monday, Sept. 30	Denver at Baltimore (night, ABC)
Sunday, Oct. 6	St. Louis at San Francisco (day, FOX) Baltimore at Cleveland (night, ESPN)
Monday, Oct. 7	Green Bay at Chicago (night, ABC)
Sunday, Oct. 13	Oakland at St. Louis (day, CBS) Miami at Denver (night, ESPN)
Monday, Oct. 14	San Francisco at Seattle (night, ABC)
Sunday, Oct. 20	Washington at Green Bay (day, FOX)
Monday, Oct. 21	Indianapolis at Pittsburgh (night, ABC)
Sunday, Oct. 27	Denver at New England (day, CBS) Indianapolis at Washington (night, ESPN)
Monday, Oct. 28	New York Giants at Philadelphia (night, ABC)
Sunday, Nov. 3	San Francisco at Oakland (day, FOX) Jacksonville at New York Giants (night, ESPN)
Monday, Nov. 4	Miami at Green Bay (night, ABC)
Sunday, Nov. 10	New England at Chicago (day, CBS) Miami at New York Jets (night, ESPN)

Monday, Nov. 11	Oakland at Denver (night, ABC)
Sunday, Nov. 17	Denver at Seattle (day, CBS) New England at Oakland (night, ESPN)
Monday, Nov. 18	Chicago at St. Louis (night, ABC)
Sunday, Nov. 24	St. Louis at Washington (day, FOX) Indianapolis at Denver (night, ESPN)
Monday, Nov. 25	Philadelphia at San Francisco (night, ABC)
Thursday, Nov. 28	New England at Detroit (day, CBS) Washington at Dallas (day, FOX)
Sunday, Dec. 1	St. Louis at Philadelphia (day, FOX) Tampa Bay at New Orleans (night, ESPN)
Monday, Dec. 2	New York Jets at Oakland (night, ABC)
Sunday, Dec. 8	Denver at New York Jets (day, CBS) Minnesota at Green Bay (night, ESPN)
Monday, Dec. 9	Chicago at Miami (night, ABC)
Sunday, Dec. 15	Green Bay at San Francisco (day, FOX) <b>Arizona at St. Louis (night, ESPN)</b>
Monday, Dec. 16	New England at Tennessee (night, ABC)
Saturday, Dec. 21	Miami at Minnesota (day, CBS) <b>San Francisco at Arizona (day, FOX)</b> Philadelphia at Dallas (night, ESPN)
Sunday, Dec. 22	Denver at Oakland (day, CBS) New York Jets at New England (night, ESPN)
Monday, Dec. 23	Pittsburgh at Tampa Bay (night, ABC)
Saturday, Dec. 28	Philadelphia at New York Giants (day, FOX) Kansas City at Oakland (day, CBS)
Sunday, Dec. 29	Green Bay at New York Jets (day, FOX) Tampa Bay at Chicago (night, ESPN)
Monday, Dec. 30	San Francisco at St. Louis (night, ABC)

# 2002 Opponents

## Carolina Panthers

Sunday, October 6 10:00 a.m. MST  
Ericsson Stadium

2001 Record: 1-15 (fifth place in NFC west)  
Address: 800 South Mint St., Charlotte, NC 28202  
Founder/Owner: Jerry Richardson  
Head Coach: John Fox (first season)  
Public Relations: Charlie Dayton  
Office Phone: 704/358-7000  
Home Stadium: Ericsson Stadium (73,250)  
Team Colors: Black, Panther blue, and silver  
Division: NFC South

### Scoring Leaders

John Kasay, K.....	91 points
Chris Weinke, QB.....	36 points
Wesley Walls, TE.....	30 points

### Rushing Leaders

Richard Huntley, RB.....	165 att./665 yards/2 TD
Tim Blakabutuka, RB.....	53 att./230 yards/1 TD

### Passing Leader

Chris Weinke.....	540 att./293 comp./2,931 yards/11 TD/19 Int.
-------------------	--

### Receiving Leaders

Donald Hayes, WR.....	52 rec./597 yards/2 TD
Mushin Muhammad, WR.....	50 rec./585 yards/1 TD
Wesley Walls, TE.....	43 rec./452 yards/5 TD

### Last Meeting

**December 30, 2001**  $\square$  Ericsson Stadium  $\square$  Cardinals 30, Panthers 7  
The Cardinals rode a 27-point first half to a never-in-doubt 30-7 success in their first visit to Carolina's Ericsson Stadium, providing Arizona its largest margin of victory since 1993 (131 games, 38-10 vs. L.A. Rams, Dec. 5, 1993). The Cards also were turnoverless for the second consecutive week, a team first in 307 games (Nov. 21-28, 1982 vs. San Francisco and at Atlanta, respectively). Arizona middle linebacker Ronald McKinnon returned a (cornerback) David Barrett-forced Carolina fumble 25 yards for a touchdown on the second play from scrimmage, McKinnon's second touchdown in as many games. After kicker Cedric Oglesby booted the first of three field goals (41, 18, 26 yards), quarterback Jake Plummer and wide receiver David Boston combined for touchdown passes of 61 and five yards on Arizona's next two possessions. The second was the work of a short field provided by Barrett, who returned his interception of Panther rookie quarterback Chris Weinke 23 yards to Carolina's 12-yard line. Plummer avoided interception for the third consecutive game, extending his streak of interceptionless pass attempts to 121. Arizona posted 158 team rushing yards, its highest total in 38 games (159 yards, Nov. 14, 1999 vs. Detroit). Michael Pittman (12 att., 89 yards) and Thomas Jones (16 att., 69 yards) administered most of the damage on the ground. Pittman also added 28 receiving yards and 44 kickoff-return yards for 161 total yards. Despite completing 36 of 63 pass attempts, both single-game Card opponent records, Weinke's longest completion covered only 15 yards. The Cards' defense held the opposition scoreless in the second half for the second consecutive week. Thirty-nine of Carolina's 44 second-half plays were passes. Arizona gained 208 yards on 25 first-down plays, an average of 8.3 yards per snap. Boston recorded his ninth 100-yard receiving game (seven rec., 127 yards) to break Rob Moore's 1997 franchise single-season record.

### Series Notes

The Cardinals and Panthers have met just twice ... this year marks the Cardinals' second appearance at Ericsson Stadium in as many seasons ... in the only prior encounters, Carolina prevailed in a 27-7 victory at Clemson Stadium in 1995 during its inaugural season, and Arizona forged a 30-7 win at Ericsson Stadium last year.

## Dallas Cowboys

Sunday, October 20 1:15 p.m. MST  
Sun Devil Stadium

2001 Record: 5-11 (fifth place in NFC East)  
Address: Cowboys Center, One Cowboys Parkway, Irving, TX 75063  
Owner/President/General Manager: Jerry Jones  
Head Coach: Dave Campo (third season, 10-22)  
Public Relations: Rich Dalrymple  
Office Phone: 972/556-9900  
Home Stadium: Texas Stadium (65,639)  
Team Colors: Royal blue, metallic silver blue, and white  
Division: NFC East

### Scoring Leaders

Tim Seder, K.....	51 points
Jon Hilbert, K.....	45 points
Joey Galloway, WR.....	18 points
Emmitt Smith, RB.....	18 points

### Rushing Leaders

Emmitt Smith, RB.....	261 att./1,021 yards/3 TD
Troy Hambrick, RB.....	113 att./579 yards/2 TD

### Passing Leader

Quincy Carter.....	178 att./90 comp./1,072 yards/5 TD/7 Int.
--------------------	---

### Receiving Leaders

Raghib Ismail, WR.....	53 rec./834 yards/2 TD
Joey Galloway, WR.....	52 rec./699 yards/3 TD
Emmitt Smith, RB.....	17 rec./116 yards

### Last Meeting

**December 23, 2001**  $\square$  Sun Devil Dome  $\square$  Cardinals 17, Cowboys 10  
Arizona's defense scored one touchdown (24-yard Ronald McKinnon interception return following Marcus Bell pass deflection), provided field position (eight-yard Kwamie Lassiter interception return) for a 34-yard field goal (Cedric Oglesby), and staged a first-quarter goal-line stand by rejecting the Cowboys three times from the one-yard line. The Cards spurned the Pokes on fourth down when end Mac Tosi stripped quarterback Quincy Carter as he was about to cross the goal line. The pivotal fumble rolled into the end zone and out of bounds for a touchback. Dallas also missed two field-goal attempts. Arizona's offense, despite gaining just 209 total yards, running only 52 plays, and making just 11 first downs, gave Arizona a lead it would not relinquish with a quick-strike second-quarter eight-play, 76-yard drive, highlighted by wide receiver Frank Sanders' 58-yard reception to the Dallas one-yard line. Running back Michael Pittman rammed into the end zone three plays later for a 14-10 advantage. Oglesby's field goal, which increased the Cards' lead to the final 17-10 count with 22 seconds remaining in the second quarter, was his career first in his first NFL attempt in his first NFL game. McKinnon's touchdown, the first of his career, was Arizona's third defensive touchdown of the season. Lassiter's interception, his ninth, set his single-season best and handed him a share of the NFL pickoff lead. Rookie wide receiver Arnold Jackson, in his first NFL start, led Arizona with four receptions. The Cardinals were turnover free for the first time in 36 outings (Nov. 14, 1999 vs. Detroit). The contest marked Arizona's final intradivision home game as a member of the NFC Eastern Division.

### Series Notes

Dallas holds a 52-2-1 series lead, including victories in 18 of the past 23 regular-season meetings ... Dallas won 27 of 36 games and enjoyed a 13-2 home stretch against the Cardinals from 1967-86 ... nine of the last 10 Sun Devil Stadium meetings have been decided by seven points or less ... Arizona posted a 20-7 upset win at Texas Stadium in 1998 first-round playoff action and have defeated the Cowboys once in each of the past five seasons ... Dallas provided the opposition for the Cards' first regular-season home game in Arizona in 1988 ... the Cowboys drew the largest home crowd in Arizona franchise history when 73,025 packed Sun Devil Stadium to witness a 17-10 Cardinal defeat on September 19, 1993 ... last year's 17-10 Arizona victory at Sun Devil Stadium marked the Cards' final intradivision home game as a member of the NFC Eastern Division.

(Opponents continued on page 358)

(Opponents continued from page 357)

## Denver Broncos

Saturday, August 24 (preseason) 7:00 p.m. MST  
Sun Devil Stadium

Sunday, December 29 2:15 p.m. MST  
Invesco Field at Mile High

2001 Record: 8-8 (third place in AFC West)  
Address: 13655 Broncos Parkway, Englewood, CO 80112  
President/Chief Executive Officer: Pat Bowlen  
Vice President of Football Operations/Head Coach: Mike Shanahan  
(eighth season, 79-41, 8-12 in two seasons with L.A. Raiders)  
Public Relations: Jim Saccomano  
Office Phone: 303/649-9000  
Home Stadium: Invesco Field at Mile High (70,125)  
Team Colors: Orange, Broncos navy blue, and white  
Division: AFC West

### Scoring Leaders

Jason Elam, K.....124 points  
Rod Smith, WR.....68 points

### Rushing Leaders

Terrell Davis, RB.....167 att./701 yards  
Mike Anderson, RB.....175 att./678 yards/4 TD

### Passing Leader

Brian Griese.....451 att./275 comp./2,827 yards/23 TD/19 Int.

### Receiving Leaders

Rod Smith, WR.....113 rec./1,343 yards/11 TD  
Desmond Clark, TE.....51 rec./566 yards/6 TD  
Duane Carswell, TE.....34 rec./299 yards/4 TD

### Last Meeting

September 23, 2001 Sun Devil Stadium Broncos 38, Cardinals 17  
Denver weathered the Cardinals' fast start in unseasonable heat with 38 unanswered points, including touchdowns on three consecutive second-half possessions and points in six of seven drives, to post a 38-17 victory in the sixth regular-season meeting between the two teams. It was Arizona's first game in 23 days and its first regular-season assignment in 273 days. The Cards' season opener, delayed by an open date and national tragedy, was the team's first at home since 1987. Arizona jumped to a 10-0 lead on its first two possessions. Rookie kicker Bill Gramatica capped an 11-play, 69-yard opening drive with his first NFL field goal, a 28-yarder. On its ensuing possession, Arizona marched 80 yards in six plays; a drive running back Thomas Jones completed with a one-yard touchdown plunge. Three second- and third-quarter Arizona turnovers—interception (Jake Plummer), kickoff-return fumble (MarTay Jenkins), fumble (Jones)—quickly turned a 10-3 Cardinal lead into a 24-10 deficit when the Broncos capitalized to score 13 points. Wide receivers David Boston (Arizona) and Rod Smith (Denver) shined. Boston caught eight passes for 145 yards; his sixth career 100-yard outing. Smith set a Bronco single-game record with 14 receptions (162 yards, two touchdowns). Rookie Arnold Jackson returned three punts 37 yards, including a 29-yarder. Arizona's longest in 25 games. Plummer passed the 11,000-yard mark in career passing yardage with his first completion, a 26-yarder to Boston on the Cards' first play from scrimmage. The 103-degree heat was the warmest regular-season kickoff temperature in Cardinal history.

### Series Notes

The clubs have played just six times during the regular season with the Cardinal still searching for their first victory ... the first contest ended in a 17-17 tie in 1973, the second a 7-0 Bronco win in 1977, the third a 37-0 shutout by Denver at Sun Devil Stadium in 1989, the fourth a 24-10 come-from-behind Broncos' win in 1991, and most recently lopsided Denver wins of 38-6 in 1995 and 38-17 last year ... In preseason play, the teams faced each other five consecutive seasons (1990-94) and 13 times overall ... The Cards are 4-9 against Denver in preseason play.

## Detroit Lions

Sunday, December 8 2:05 a.m. MST  
Sun Devil Stadium

2001 Record: 2-14 (fifth place in NFC Central)  
Address: 311 E. Grand River, Detroit, MI 48226  
Chairman and President: William Clay Ford, Jr.  
Head Coach: Marty Mornhinweg (second season, 2-14)  
Public Relations: Matt Barnhard  
Office Phone: 313/216-4000  
Home Stadium: Ford Field (65,000)  
Team Colors: Honolulu blue and silver  
Division: NFC North

### Scoring Leaders

Jason Hanson, K.....86 points  
David Sloan, TE.....42 points

### Rushing Leaders

James Stewart, RB.....143 att./685 yards/1 TD  
Lamont Warren, RB.....61 att./191 yards/3 TD  
Cory Schlesinger, FB.....47 att./154 yards/3 TD

### Passing Leaders

Charlie Batch.....341 att./198 comp./2,392 yards/12 TD/12 Int.

### Receiving Leaders

Johnny Morton, WR.....77 rec./1,154 yards/4 TD  
Cory Schlesinger, FB.....60 rec./466 yards  
Lamont Warren, RB.....40 rec./336 yards/1 TD

### Last Meeting

November 18, 2001 Sun Devil Stadium Cardinals 45, Lions 38  
The Cardinals won a shootout against winless Detroit by equaling their highest scoring output since 1977 (332 games). A dizzying run of fourth-quarter heroics—24 unanswered points that turned a 31-21 deficit into a 45-31 lead, and three defensive pass interceptions—carried the day. The victory qualified as quarterback Jake Plummer's 14th career comeback. The game's turning point was defensive end Fred Wakefield's 20-yard interception return for a touchdown, Arizona's third consecutive fourth-quarter touchdown following Plummer scoring strikes to wide receivers David Boston and MarTay Jenkins. Rookie kicker Bill Gramatica followed with a 50-yard field goal, a Cardinal rookie record. The Cards withstood a withering Lion passing attack that included 62 pass attempts, an Arizona opponent single-game record. Detroit gained 478 total yards, the most against the Cards in 196 games (508 at Washington, Oct. 8, 1989), and ran 85 plays; the most against Arizona in 228 games (87, Oct. 11, 1987 vs. New Orleans, replacement game). Free safety Kwamie Lassiter authored the other two Cardinal interceptions, his sixth and seventh in seven games. Plummer equalled his career best with four touchdown passes, including a 68-yarder to wide receiver Frank Sanders. Arizona's 417 total yards were its highest figure in 25 games (464 at Green Bay, Jan. 2, 2000).

### Series Notes

Two of the NFL's oldest rivals, the teams first met in 1934 when Detroit prevailed 6-0 ... Detroit leads the series 26-18-3, but prior to two 1993 encounters, the clubs had met just three times since 1980 ... in the most recent meetings, the Cards won a 17-15 thriller as Joe Nedney kicked a career-long 53-yard field goal with under three minutes remaining in 1998, while Arizona held on for a 23-19 decision in 1999 and won a 45-38 shootout last year ... the series has been marked by streaks, primarily while the teams were members of the NFL's Western Division ... the Lions defeated the Cardinals nine consecutive times from 1935-39 and six straight times from 1942-45 ... the Cardinals produced a six-game winning streak from 1946-48 and won four of five meetings prior to the Lions' two-game sweep in 1993 ... The Cards have won the last four meetings (1995, '98, '99, '01) by margins of three, two, four, and seven points.

## Green Bay Packers

Saturday, August 17 (Preseason) 7:00 p.m. MST  
Sun Devil Stadium

2001 Record: 12-4 (second place in NFC Central)  
Address: 1265 Lombardi Avenue, Green Bay, WI 54303  
President and CEO: Bob Harlan  
Head Coach: Mike Sherman (third season, 21-11)  
Public Relations: Lee Rammel  
Office Phone: 920/496-5700  
Home Stadium: Lambeau Field (60,890)  
Team Colors: Dark green, gold, and white  
Division: NFC North

### Scoring Leaders

Ryan Longwell, K	.....104 points
Ahman Green, RB	.....66 points
Bubba Franks, TE	.....54 points
Bill Schroeder, WR	.....54 points

### Rushing Leaders

Ahman Green, RB	.....304 att./1,387 yards/9 TD
Dorsey Levens, RB	.....44 att./165 yards

### Passing Leader

Brett Favre	.....510 att./314 comp./3,921 yards/32 TD/15 Int.
-------------	---

### Receiving Leaders

Ahman Green, RB	.....62 rec./594 yards/2 TD
Bill Schroeder, WR	.....53 rec./818 yards/9 TD
Antonio Freeman, WR	.....52 rec./818 yards/6 TD

### Last Meeting

September 24, 2000 Sun Devil Stadium Packers 29, Cardinals 3

The Cardinals suffered their most one-sided home-field loss in 21 Sun Devil Stadium outings (41-14 vs. Tennessee, Oct. 26, 1997), a 29-3 setback in Green Bay's first Arizona appearance since 1990. The Packers dominated the contest throughout, beginning with 80- and 85-yard touchdown drives on their second (Ahman Green 19-yard touchdown run) and third (Bill Schroeder 55-yard touchdown reception from quarterback Brett Favre) possessions, continuing with five Packer record-tying Ryan Longwell field goals, and ending with a stifling defensive effort that held the Cardinals to 209 total yards while intercepting Arizona quarterback Jake Plummer four times. Green Bay scored on seven of its 11 possessions. The Packers also enjoyed a 36:28-23:32 time-of-possession advantage that relegated Arizona to just five second-half possessions, including only one in the third quarter. Longwell's five three-pointers equaled Chris Jacke's single-game Packer record. Arizona's only points came on kicker Cary Blanchard's 31-yard second-quarter field goal, his sixth consecutive three-pointer as a Cardinal. The Cardinals never seriously threatened after Longwell closed Green Bay's first-half scoring with his first field goal with 2:06 to play before intermission, extending the Packers' lead to 17-3.

### Series Notes

The Packers hold a 44-22-4 advantage in the Cardinals' second-oldest rivalry that dates back to 1921 ... Green Bay figured in two Cardinal playoff appearances in the past 50 seasons, handing the St. Louis Cardinals a 41-16 loss in the 1982 Super Bowl Tournament ... the Cards also faced the Packers in the 1965 Playoff Bowl (a non-advancing postseason game), earning a 24-17 victory ... the series has been one of streaks ... the Cardinals claimed victory in four-, five-, and six-game winning skeins, while Green Bay authored victory streaks of 17, 5, and 4 (twice) games (1937-46) ... Green Bay has won the most recent four encounters, 26-17 in 1968, 24-21 in 1990, 49-24 in the 1999 season finale at Lambeau Field, and 29-3 in Sun Devil Stadium in 2000.

## Kansas City Chiefs

Sunday, December 1 11:00 a.m.  
Arrowhead Stadium

2001 Record: 6-10 (fourth place in AFC West)  
Address: One Arrowhead Drive, Kansas City, MO 64129  
Founder: Lamar Hunt  
Head Coach: Dick Vermeil (second season, 6-10; 25-26 from 1997-99 with St. Louis Rams, 57-51 from 1976-82 with Philadelphia Eagles)  
Public Relations: Bob Moore  
Office Phone: 816/920-9300  
Home Stadium: Arrowhead Stadium (79,451)  
Team Colors: Red, gold, and white  
Division: AFC West

### Scoring Leaders

Todd Peterson, K	.....106 points
Priest Holmes, RB	.....60 points
Tony Richardson, FB	.....42 points

### Rushing Leaders

Priest Holmes, RB	.....327 att./1,555 yards/8 TD
Tony Richardson, FB	.....66 att./191 yards/7 TD

### Passing Leader

Trent Green	.....523 att./296 comp./3,783 yards/17 TD/24 Int.
-------------	---

### Receiving Leaders

Tony Gonzalez, TE	.....73 rec./917 yards/6 TD
Priest Holmes, RB	.....62 rec./614 yards/2 TD

### Last Meeting

October 21, 2001 Sun Devil Stadium Cardinals 24, Chiefs 16

The Cardinals scored touchdowns on their first three second-half possessions to turn a 9-3 halftime deficit into a 24-9 advantage, Arizona's largest lead in 42 games (17-0 and 28-0 at Washington, Nov. 22, 1998), then withstood a withering Kansas City comeback in the game's final 4:39 to post a 24-16 victory. The Cards took command with a smothering third-quarter ball-control offensive performance, running 24 of the period's 27 plays and possessing the ball for 13:50 en route to two touchdowns, a 24-yard Michael Pittman run and a 23-yard David Boston reception. The latter, Boston's first 2001 touchdown, capped a 16-play, 95-yard drive, Arizona's second scoring march of 95 yards or more in as many weeks. Free safety Kwamie Lassiter set the table for the third touchdown, a 13-yard Thomas Jones run, with an interception for the third consecutive game. Unexpected dramatics ensued. Following an exchange of punts, the Chiefs covered 75 yards in two plays on a 41-yard run (Priest Holmes) and 34-yard touchdown reception (Derrick Alexander), slicing Arizona's lead to 24-16. Scott Pyle's punt to Kansas City's one-yard line, with 1:06 to play pinned the Chiefs, but four pass completions later, K.C. was sitting fourth-and-one on the Cards' two-yard line with two seconds left. Cornerback Corey Chavous thwarted Kansas City's comeback with an end zone interception. Two lost second-quarter fumbles negated early Arizona scoring opportunities, the first by MarTay Jenkins at Kansas City's 36-yard line following his 42-yard kickoff return, the second by fullback Joel Makovicka at the Chiefs' five-yard line after a 25-yard reception that Kansas City recovered in its end zone. Card quarterback Jake Plummer avoided interception for a second consecutive week for the third time in his career while completing 16 of 25 passes for 228 yards. Boston posted his eighth career 100-yard receiving effort with 131 yards on seven catches.

### Series Notes

The Chiefs hold a 5-2-1 advantage in the series ... after the two teams played to a 6-6 tie in 1970 in the first meeting, Kansas City won the next three contests by scores of 17-13 in 1974 and 21-13 in 1980 in St. Louis, and 38-14 in Arrowhead Stadium in 1983 ... the Cardinals gained their first victory in the series in 1986 with a 23-14 decision at Busch Stadium ... in the most recent meetings, the Chiefs rolled to a 24-3 win at Sun Devil Stadium in 1995 and 34-24 victory in Arrowhead in 1998, while the Cardinals took a 24-16 decision last year ... though the teams have met only eight times in regular-season play, the two former neighbors in Missouri staged a regular preseason series while the Cardinals were located in St. Louis from 1960-87 ... the teams met annually in the "Governor's Cup" game from 1968-88 ... the Chiefs held a 13-7-1 advantage in those encounters.

(Opponents continued on page 360)

(Opponents continued from page 359)

## New York Giants

Sunday, September 29 1:05 p.m. MST  
Sun Devil Stadium

2001 Record: 7-9 (tied for third place in NFC East)  
Address: Giants Stadium, East Rutherford, NJ 07073  
President/Co-CEO: Wellington T. Mara  
Chairman/Co-CEO: Preston Robert Tisch  
Head Coach: Jim Fassel (fifth season in New York; 44-36-1)  
Public Relations: Pat Hanlon  
Office Phone: 201/935-1111  
Home Stadium: Giants Stadium (79,469)  
Team Colors: Blue, red, and white  
Division: NFC East

### Scoring Leaders

Morten Andersen, K	98 points
Ron Dayne, RB	44 points
Ike Hilliard, WR	36 points

### Rushing Leaders

Tki Barber, RB	166 att./865 yards/4 TD
Ron Dayne, RB	180 att./690 yards/7 TD

### Passing Leader

Kerry Collins	568 att./327 comp./3,764 yards/26 TD/22 Int.
---------------	--

### Receiving Leaders

Amani Toomer, WR	72 rec./1,054 yards/5 TD
Tki Barber, RB	72 rec./577 yards
Ike Hilliard, WR	52 rec./659 yards/6 TD
Joe Jurevicius, WR	51 rec./706 yards/3 TD

### Last Meeting

November 11, 2001 **Giants Stadium** **Giants 17, Cardinals 10**

The Giants' bludgeoning 41-carry, 186-yard rushing attack, the latter a Cardinal opponent season high, coupled with Arizona's season passing low (129 yards) and only 207 total yards and 12 first downs, proved lethal to the Cards, who dropped to 2-6 at the season's halfway mark. Arizona failed to score in the second half for the third consecutive week. The game's momentum swung early in the second quarter. Trailing 7-0, the Cards faced third-and-goal from New York's seven-yard line. Giant defensive end Michael Strahan stripped Card quarterback Jake Plummer on a sack. The recovery and return, that included a lateral, covered 51 yards, giving the Giants the ball on Arizona's 42-yard line. Four plays later, New York quarterback Kerry Collins found wide receiver Ike Hilliard for a 27-yard touchdown pass and a 14-0 lead. Plummer and wide receiver David Boston cut the deficit to 14-7 before halftime with a 38-yard touchdown connection. Arizona pulled three points closer midway through the third quarter on Bill Gramatica's 32-yard field goal, then breathed life into their hopes with a goal-line stand on third- and fourth-down plays from the Cards' one-yard line on New York's ensuing possession. Following a New York field goal early in the fourth quarter that extended its lead to 17-10, Arizona marched into Giant territory, covering 51 yards on 12 plays until Plummer's fourth-and-four pass at New York's 39-yard line fell incomplete with 4:17 to play, sealing Arizona's fate. Boston equalled his career single-game high with nine receptions for 137 yards, his fourth consecutive 100-yard game and fifth of the season. Free safety Kwame Lassiter intercepted a pass for a fourth straight week, his fifth in six games.

### Series Notes

One of the NFL's ancient rivalries and the lengthiest for the Cardinals ... New York has won the past four meetings ... the Giants hold a 30-12-1 advantage in the series since 1980 and 76-39-2 overall dating to 1926 ... prior to 1999, the Giants had won seven of the past eight contests, including sweeps in the prior two seasons ... 1999 marked the Cards' first two-game sweep of the Giants since 1979 ... the Cardinals snapped a 10-game losing streak at Giants Stadium with a dramatic 10-9 victory at the Meadowlands in 1994 ... a 19-0 shutout at Sun Devil Stadium in 1992 broke the Giants' eight-game series winning streak ... the Giants provided the opposition for the final game of the 1974 season when the Cardinals roared back from a 14-0 halftime deficit for a 26-14 win and their first division crown since 1948 ... the Giants also were the Cardinals' foe in the club's final game in St. Louis, a 27-24 Cardinal victory on December 13, 1987.

## Oakland Raiders

Saturday, August 29 (preseason) 6:00 p.m. MST  
Network Associates Coliseum

Sunday, November 24 2:05 p.m. MST  
Sun Devil Stadium

2001 Record: 10-6 (first place in AFC West)  
Address: 1220 Bay Harbor Parkway, Alameda, CA 94502  
President of the General Partner: Al Davis  
Head Coach: Bill Callahan (first season)  
Public Relations: Mike Taylor  
Office Phone: 510/864-5000  
Home Stadium: Network Associates Coliseum (63,132)  
Team Colors: Silver and black  
Division: AFC West

### Scoring Leaders

Sebastian Janikowski, K	111 points
Tim Brown, WR	60 points
Jerry Rice, WR	54 points

### Rushing Leaders

Charlie Garner, RB	211 att./839 yards/1 TD
Tyrone Wheatley, RB	88 att./276 yards/5 TD
Rich Gannon, QB	63 att./231 yards/2 TD

### Passing Leader

Rich Gannon	549 att./361 comp./3,828 yards/27 TD/9 Int.
-------------	---

### Receiving Leaders

Tim Brown, WR	91 rec./1,165 yards/9 TD
Jerry Rice, WR	83 rec./1,139 yards/9 TD
Charlie Garner, RB	72 rec./578 yards/2 TD

### Last Meeting

Dec. 2, 2001 **Net. Assoc. Coliseum** **Cardinals 34, Raiders 31 (OT)**

Rookie kicker Bill Gramatica's first walk-off, game-winning field goal, his fourth three-pointer of the day, climaxed the Cardinals' improbable overtime upset at Oakland that ended 10-game Raider home and NFC winning streaks. The frenzied finish featured 17 points in the final 1:52 of regulation. After Oakland jumped to a 7-0 lead on a short-field touchdown following quarterback Jake Plummer's fumble at Arizona's 23-yard line, the Cards exploded for 20 unanswered points to take a 20-7 halftime lead. A 42-yard run by running back Michael Pittman highlighted the first scoring drive that running back Thomas Jones capped with a five-yard touchdown run. Completions of 21, 15, and 11 yards to David Boston, MarTay Jenkins, and Pittman, respectively, propelled the Cards to their second touchdown; a one-yard Pittman plunge. Gramatica's first two field goals followed. Two Oakland touchdowns sandwiched around Gramatica's third field goal put the Raiders in position to begin the frenetic finish by regaining the lead at 24-23 on a 24-yard field goal with 1:52 to play. The Cards responded with a 50-yard touchdown pass to Boston at 1:18 followed by a two-point conversion draw by Plummer. Oakland quickly drove 78 yards to tie the game on a two-yard reception by wide receiver Jerry Rice. In overtime, both teams exchanged punts, but the Raiders nullified their return. LeVar Woods recovered the fumble at the Raiders' 25-yard line. Gramatica booted his 35-yard game-winner three plays later. Arizona's defense thwarted three Oakland scoring threats—safety Kwamie Lassiter's eighth interception at the Cards' nine-yard line (first quarter), defensive end Fred Wakafield's blocked field-goal attempt (second quarter), and cornerback Tom Knight's goal-line interception and 43-yard return (third quarter). Rookie Arnold Jackson contributed a 55-yard punt return, Arizona's longest in 136 games.

### Series Notes

The teams have met just five times in regular-season play with Oakland holding a 3-2 advantage ... the Cards' two triumphs were a 34-24 win at the L.A. Coliseum in 1983 and 34-31 overtime win at Network Associated Coliseum last year ... the Raiders won 17-10 at Busch Stadium in St. Louis in 1973, 16-14 at Coliseum in 1969, and 23-20 in Sun Devil Stadium in 1998 ... in preseason play, the Raiders were victors in 1976 (20-9), 1996 (26-3), and 1999 (43-7), while Arizona won the 1995 preseason encounter 21-14 ... the 1976 contest, played before a crowd of 33,216 at Sun Devil Stadium, marked the first professional football game played in the stadium that would become the Cardinals' home 12 years later.

## Philadelphia Eagles

Sunday, November 17 11:00 a.m. MST  
Veterans Stadium

2001 Record: 11-5 (first place in NFC East)  
Address: NovaCare Complex, One NovaCare Way, Philadelphia, PA 19145  
Owner/Chief Executive Officer: Jeffrey Lurie  
Head Coach: Andy Reid (fourth season, 27-21)  
Public Relations: Derek Boyko  
Office Phone: 215/463-2500  
Home Stadium: Veterans Stadium (65,352)  
Team Colors: Midnight green, silver, black, and white  
Division: NFC East

### Scoring Leaders

David Akers, K	115 points
James Thrash, WR	48 points
Chad Lewis, TE	36 points

### Rushing Leaders

Duce Staley, RB	166 att./604 yards/2 TD
Correll Burkhalter, RB	129 att./586 yards/2 TD
Donovan McNabb, QB	82 att./482 yards/2 TD

### Passing Leaders

Donovan McNabb	493 att./285 comp./3,233 yards/25 TD/12 int.
----------------	--

### Receiving Leaders

James Thrash, WR	63 rec./642 yards/7 TD
Duce Staley, RB	83 rec./626 yards/2 TD
Todd Pinkston, WR	42 rec./586 yards/4 TD
Chad Lewis, TE	41 rec./422 yards/6 TD

### Last Meeting

November 4, 2001 • Sun Devil Stadium • Eagles 21, Cardinals 7

Big plays to open and close the first half victimized Arizona and helped the Eagles avenge its last-second, early-season, 21-20 loss to the Cardinals at Philadelphia. Eagle Brian Mitchell equalled the NFL record for career kickoff/punt returns for touchdowns (12, Eric Metcalfe) when he raced 94 yards with the opening kickoff. Late in the first half, Philadelphia quarterback Donovan McNabb found wide receiver James Thrash with a 54-yard touchdown. In between, the Eagles tallied their third touchdown on a seven-play, 35-yard, short-field drive that McNabb and Thrash also capped with an eight-yard scoring connection. The Cardinal offense, failing to score more than one touchdown for the third time in four weeks, answered with only one touchdown, a two-yard second-quarter pass from quarterback Jake Plummer to tight end Tywan Mitchell that completed a five-play, 80-yard drive highlighted by David Boston's 52-yard reception to the Eagle two-yard line. Mitchell's touchdown grab two plays later was his career first. The two teams played a scoreless second half. Boston caught eight passes for 138 yards, his third consecutive 100-yard outing and the ninth of his career. Arizona opened with its seventh different starting defensive line in as many games when rookie end Andy Bowers, appearing in his first NFL contest, replaced the injured Thomas Burke. Each team punted 10 times. Arizona was penalized just once for nine yards. Both Card kickers (Gramatica-shoulder, Player-ankle) were hurt in the contest. Free safety Kwamie Lassiter and guard Pete Kendall ran their streaks of consecutive games to 85 and 80, respectively. Plummer threw for 293 yards passing.

### Series Notes

The 106-game series between the teams that dates back to 1935 is dead-even at 53-53-2 ... prior to 1999, the teams had split six of the previous nine years (1990-91, '93-'94, '96-'97) ... Philadelphia swept both contests in 1992, '95, and '00 while the Cardinals took both contests in '98 and '99, including three encounters by margins of 3, 4, and 1 points ... the teams figured in consecutive NFL championship games in the 1940s ... the 1997 season marked the 50th anniversary of the 1947 Chicago Cardinals' championship season ... they edged the Eagles 28-21 at frozen Comiskey Park on December 28, 1947 for the NFL title ... the Eagles avenged that loss with a 7-0 victory at Shibe Park in Philadelphia on December 16 to earn the 1948 crown.

## St. Louis Rams

Sunday, November 3 2:15 p.m. MST  
Sun Devil Stadium

Sunday, December 15 6:30 p.m. MST  
Edward Jones Dome

2001 Record: 14-2 (first place in NFC West)  
Address: One Rams Way, St. Louis, MO 63045  
Owner/Chairman: Georgia Frontiere  
Head Coach: Mike Martz (third season, 24-9)  
Public Relations: Rick Smith  
Office Phone: 314/982-7267  
Home Stadium: Edward Jones Dome (66,000)  
Team Colors: New century gold, millennium blue, and white  
Division: NFC West

### Scoring Leaders

Marshall Faulk, RB	128 points
Jeff Wilkins, K	127 points

### Rushing Leaders

Marshall Faulk, RB	260 att./1,382 yards/12 TD
Trung Canidate, RB	78 att./441 yards/6 TD

### Passing Leaders

Kurt Warner	546 att./375 comp./4,830 yards/36 TD/22 int.
-------------	--

### Receiving Leaders

Marshall Faulk, RB	83 rec./765 yards/9 TD
Torry Holt, WR	81 rec./1,363 yards/7 TD
Isaac Bruce, WR	64 rec./1,106 yards/6 TD

### Last Meeting

Sept. 27, 1998 • Dome at America's Center • Cardinals 20, Rams 17  
The Cardinals' first regular-season appearance in St. Louis since departing for Arizona in 1988 was their second workmanlike victory in as many weeks, fueled by a 17-point second quarter, Arizona's initial first-half points of the season. The triumph improved the Cardinals' record to 2-2 for the first time since 1991 and propelled them into a share of first place in the NFC East Division. The Cards claimed the game's momentum by scoring on their three second-quarter possessions—22-yard Joe Nedney field goal, 13-yard Frank Sanders touchdown reception from quarterback Jake Plummer, and four-yard Adrian Murrell touchdown run. The latter marked the third consecutive game Murrell posted a rushing touchdown, a Cardinal first since Ronald Moore accomplished the feat in 1994, a span of 59 games. The Arizona defense limited the Rams to 264 total yards and just 15 pass completions without benefit of a turnover, providing the Cardinals their first road victory in artificial turf with a defensive turnover since the 1989 season opener at Detroit, a span of 147 contests. Arizona's 17-7 lead shrank to 17-10 on the final play of the first half when Rams' kicker Jeff Wilkins launched a 57-yard field goal, the longest three-pointer in Rams' history, the longest by a Cardinal opponent, and the 12th longest in NFL annals. Following a scoreless third quarter, St. Louis tied the game at 17-17 on rookie running back Robert Holcombe's second rushing touchdown, a four-yarder with 9:52 to play. But Arizona marched to Nedney's 29-yard game-winning field goal on its ensuing possession, a 10-play, 75-yard drive aided by a 43-yard pass interference call to the Rams' 10-yard line. The Cards' defense then stopped St. Louis three-and-out and turned the ball over to the Arizona offense, which ate the game's final 3:11 with eight plays and two first downs on four consecutive Murrell rushes, a seven-yard third-down Plummer-to-Sanders conversion pass, and three Plummer kneel-downs.

### Series Notes

The Los Angeles/St. Louis Rams hold a 17-14-2 advantage in the series dating back to 1946 when the teams were in the NFL's Western Division ... In the most recent meeting between the teams, the Cardinals walked away with a 20-17 decision in 1998 in their first regular-season appearance in St. Louis since departing for Arizona in 1988 ... the Cards have won five of the past six encounters since 1991 ... in the latest Sun Devil Stadium meeting, the Rams were sent home on the short end of a 31-28 Cardinal overtime win in 1996 ... the Rams handed the Cardinals a 35-23 defeat in a first-round playoff game on December 27, 1975 at the L.A. Coliseum.

(Opponents continued on page 362)

(Opponents continued from page 361)

## San Diego Chargers

Saturday, August 10 (preseason) 7:00 p.m. MST  
Qualcomm Stadium

Sunday, September 22 1:05 p.m.  
Sun Devil Stadium

2001 Record: 5-11 (fifth place in AFC West)

Address: Qualcomm Stadium, P.O. Box 609609, San Diego, CA 92160

Chairman of the Board: Alex G. Spanos

Head Coach: Marty Schottenheimer (first season, 8-8 in 2001 with Washington; 104-65-1 from 1989-98 with Kansas City; 46-31 from 1984-88 with Cleveland)

Public Relations: Bill Johnston

Office Phone: 619/874-4500

Home Stadium: Qualcomm Stadium (71,000)

Team Colors: Navy blue, white, and gold

Division: AFC West

### Scoring Leaders

Wade Richey, K	89 points
LaDarian Tomlinson, RB	60 points
Curtis Conway, WR	42 points

### Rushing Leaders

LaDarian Tomlinson, RB	339 att./1,236 yards/10 TD
Doug Flutie, QB	53 att./192 yards/1 TD

### Passing Leaders

Doug Flutie	521 att./294 comp./3,464 yards/15 TD/18 int.
-------------	--

### Receiving Leaders

Curtis Conway, WR	77 rec./1,125 yards/6 TD
LaDarian Tomlinson, RB	59 rec./367 yards
Jeff Graham, WR	52 rec./811 yards/5 TD

### Last Meeting

Nov. 25, 2001 3Com Park Cardinals 20, Chargers 17  
Arizona won a second consecutive game for the first time since 1999 when rookie kicker Bill Gramatica booted his first NFL game-winning field goal, a 42-yarder with one second to play, to propel the Cards to their first victory at San Diego in five tries. Arizona's fourth triumph exceeded its 2000 victory total (3-13). After Charger kicker Wade Richey missed two of three short first-half field-goal attempts, Arizona wide receiver David Boston overcame San Diego's only lead with a 37-yard touchdown reception from quarterback Jake Plummer late in the second quarter. Gramatica's first field goal, an 18-yarder to open second-half scoring, extended Arizona's advantage to 10-3 on a drive that stalled on the Chargers' one-yard line. San Diego followed with a 14-play, 99-yard touchdown march that ate 7:54 off the clock, a possession quarterback Doug Flutie engineered with 11-for-11 marksmanship for 111 yards and the touchdown, a six-yard pass to wide receiver Curtis Conway. After the teams traded fourth-quarter punts, Arizona regained a short-lived lead with a nine-play, 68-yard drive capped by running back Michael Pittman's one-yard plunge. The Chargers answered with a 28-yard Flutie-to-wide receiver Jeff Graham touchdown pass to again knot the score, this time at 17-17, with 2:54 to play. Plummer guided the Cards into field-goal range for his 15th career comeback victory, a careful eight-play possession highlighted by pass completions of 20 and 13 yards to tight end Tywan Mitchell and Boston, respectively, and Gramatica's heroics. Boston cracked the 1,000-yard barrier for the second consecutive season, the sixth Cardinal to achieve the feat and the youngest to reach the milestone, and equalled Roy Green (1984) for the fastest (10 games) to the achievement. It also was Boston's sixth 100-yard game of the season and his fifth in six outings.

### Series Notes

The Cards and Chargers have met nine times during regular-season play dating to 1971 with San Diego holding a 6-3 advantage ... the Chargers won the first two meetings at Jack Murphy Stadium by scores of 20-17 in 1971 and 43-24 in 1976 ... after the Cards posted a 44-14 triumph in St. Louis in 1983, San Diego swept the next four encounters with a 28-24 home-field victory in 1987, victories of 24-13 in 1989 and 27-21 in 1992—both at Sun Devil Stadium—and a 28-25 win at San Diego in 1995 ... in the most recent meetings, the Cardinals' 16-13 win in the 1998 season finale propelled them into postseason play for the first time since 1982 (1975 in a non-strike season) with their first winning season in 14 years (9-7 in 1984), and last year's dramatic 20-17 win marked their first victory at San Diego in five tries.

## San Francisco 49ers

Sunday, October 27 2:05 p.m. MST  
3Com Park

Saturday, December 21 3:00 p.m.  
Sun Devil Stadium

2001 Record: 12-4 (second place in NFC west)

Address: 4949 Centennial Boulevard, Santa Clara, CA 95054

Owner: Denise DeBartolo York

Head Coach: Steve Mariucci (sixth season, 49-35)

Public Relations: Kirk Reynolds

Office Phone: 408/562-4949

Home Stadium: 3Com Park (69,734)

Team Colors: Forty-Niners gold and cardinal

Division: NFC West

### Scoring Leaders

Jose Cortez, K	101 points
Terrell Owens, WR	56 points
J.J. Stokes, WR	42 points

### Rushing Leaders

Garrison Hearst, RB	262 att./1,206 yards/4 TD
Kevan Barlow, RB	125 att./512 yards/4 TD

### Passing Leaders

Jeff Garcia	504 att./316 comp./3,538 yards/32 TD/12 int.
-------------	--

### Receiving Leaders

Terrell Owens, WR	93 rec./1,412 yards/16 TD
J.J. Stokes, WR	54 rec./585 yards/7 TD
Garrison Hearst, RB	41 rec./347 yards/1 TD
Eric Johnson, TE	40 rec./362 yards/3 TD

### Scoring Last Meeting

October 1, 2000 3Com Park 49ers 27, Cardinals 20

The Cardinals lost their fifth consecutive road game and their seventh outing overall. In eight assignments after staking San Francisco to a 27-10 lead, The opportunistic 49ers turned a missed Arizona field-goal attempt and two fumble recoveries into 17 points. A 56-yard touchdown pass from quarterback Jake Plummer to wide receiver David Boston with 18 seconds remaining in the first half breathed life into the Cardinals, cutting San Francisco's advantage to 17-10 at halftime. But Arizona was unable to maintain its momentum in the third quarter when the Niners marched 63 yards in 11 plays for the second of running back Charlie Garner's two one-yard touchdown plunges. After San Francisco's second field goal early in the fourth quarter, the Cards posted 10 late points—Cary Blanchard's second field goal of the day, a 27-yarder, and running back Thomas Jones' first NFL touchdown on a four-yard draw play. Running back Michael Pittman accumulated 142 total yards on 11 rushes for 72 yards and six receptions for 72 yards. Plummer, interceptionless for the second time in three games, completed 24 of 41 throws for 239 yards and one touchdown.

### Series Notes

The 49ers hold a 12-9 advantage in the series that lists only 21 meetings since 1951 ... after the Cards evened the series at nine wins apiece with a 24-14 victory at Sun Devil Stadium in 1992, San Francisco regained the lead with a 28-14 win at Candlestick Park in 1993 ... the Cards' one-point win over the 49ers in 1988 was remembered for a come-from-behind effort after facing a 23-0 deficit in the second half ... the Cardinals are 5-7 on the road against San Francisco and 4-5 at home (2-2 in Arizona) ... the most recent meeting between the teams was a 27-20 San Francisco victory at 3Com Park in 2000.

## Seattle Seahawks

Sunday, September 15 1:05 p.m. MST  
Seahawks Stadium

Sunday, November 10 2:05 p.m.  
Sun Devil Stadium

2001 Record: 9-7 (third place in AFC West)  
Address: 11220 NE 53rd St., Kirkland, WA 98033  
Chairman: Paul Allen  
Head Coach: Mike Holmgren (fourth season in Seattle, 24-24; 84-41 from 1992-98 with Green Bay)  
Public Relations: Dave Pearson  
Office Phone: 425/827-9777  
Home Stadium: Seahawks Stadium (67,000)  
Team Colors: Blue, green, and silver  
Division: NFC West

### Scoring Leaders

Shaun Alexander, RB .....96 points  
Rian Lindell, K .....93 points  
Darrell Jackson, WR .....48 points

### Rushing Leaders

Shaun Alexander, RB .....309 att./1,318 yards/14 TD  
Ricky Watters, RB .....72 att./318 yards/1 TD

### Passing Leaders

Matt Hasselbeck .....321 att./176 comp./2,023 yards/7 TD/6 int.  
Trent Dilfer .....122 att./73 comp./1,014 yards/7 TD/4 int.

### Receiving Leaders

Darrell Jackson, WR .....70 rec./1,081 yards/8 TD  
Shaun Alexander, RB .....44 rec./343 yards/2 TD  
Koren Robinson, WR .....39 rec./536 yards/1 TD

### Last Meeting

September 13, 1998 1 Kingdome 1 Seahawks 33, Cardinals 14  
Interception returns for touchdowns by both Seattle cornerbacks—Willie Williams (28 yards) and Shawn Springs (56 yards)—and a 72-yard pass interference-aided touchdown drive propelled the Seahawks to a 33-14 victory. Cardinal statistical advantages in total yards (274-244), first downs (17-16), passing yards (163-121), and third-down efficiency (33-27 percent) belied the final score. The verdict was never in doubt when Seattle raced to a 20-0 halftime lead on a first-possession field goal by former Cardinal Todd Peterson, Williams' pickoff and return on the Cards' next possession, the 72-yard drive that included a 41-yard pass interference flag at the Cards' four-yard line on Pro Bowl cornerback Aeneas Williams that led to the first of two Seahawk offensive touchdowns two plays later, and another Peterson field goal on the first half's final play. Seattle's defense successfully pressured Cardinal quarterback Jake Plummer throughout the game, forcing three interceptions and seven sacks. Running back Adrian Murrell tallied his first Cardinal touchdown, and the first of the season against the Seahawks at 9:37 of the third quarter, a four-yard end run to cap a nine-play, 62-yard drive. The Cards also dented the scoreboard when tight end Chris Gedney grabbed Plummer's first touchdown pass of the season, a 23-yarder, with 4:07 to play. Fullback Larry Cerfers caught seven passes, his highest total in his past 13 games; Defensive tackle Eric Swann, cornerback Tom Knight, and outside linebacker Jamir Miller each posted a sack, the Cardinals' first of the season.

### Series Notes

The Cardinals have been defeated just once in six outings against Seattle, a 33-14 loss to the Seahawks in the Kingdome in 1998. ... Card victories have come by scores of 30-24 in 1976, 33-28 in 1983, 34-24 in 1989, and overtime triumphs of 30-27 in 1993 and 20-14 in 1995. ... in pre-season play, the Seahawks hold an 9-5 advantage. ... the most recent pre-season meeting resulted in a 16-13 Cardinal overtime victory in the University of Washington's Husky Stadium last August.

## Washington Redskins

Sunday, September 8 10:00 a.m. MST  
FedEx Field

2001 Record: 8-8 (second place in NFC East)  
Address: 21300 Redskin Park Drive, Ashburn, VA 20147  
Owner: Daniel M. Snyder  
Head Coach: Steve Spurrier (first season)  
Public Relations: Michelle Tessier  
Office Phone: 703/877-2000  
Home Stadium: FedEx Field (85,407)  
Team Colors: Burgundy and gold  
Division: NFC East

### Scoring Leaders

Brett Conway, K .....100 points  
Stephen Davis, RB .....32 points  
Rod Gardner, WR .....24 points  
Michael Westbrook, WR .....24 points

### Rushing Leaders

Stephen Davis, RB .....356 att./1,432 yards/5 TD  
Ki-Jana Carter, RB .....63 att./308 yards/3 TD

### Passing Leader

Tony Banks .....370 att./198 comp./2,366 yards/10 TD/10 int.

### Receiving Leaders

Michael Westbrook, WR .....57 rec./664 yards/4 TD  
Rod Gardner, WR .....46 rec./741 yards/4 TD  
Stephen Davis, RB .....28 rec./205 yards

### Last Meeting

January 9, 2002 1 FedEx Field 1 Redskins 20, Cardinals 10  
Washington turned its day-long field-position advantage into a methodical 20-10 turnover-free victory powered by a 7:28 time-of-possession advantage (33:44-26:16) and a 130-yard team rushing attack. Running back Stephen Davis led the way with 110 rushing yards. Three Redskin possessions began in Cardinal territory, three others between Washington's 40-yard line and midfield. None of Arizona's 10 possessions began outside its 37-yard line, four started at or inside its 10-yard line. After a scoreless first quarter, Washington marched 66 yards in nine plays to tally the game's first touchdown, a two-yard pass from quarterback Tony Banks to tight end Zeron Flemister. Arizona answered with a 24-yard Bill Gramatica field goal. After the Redskins missed their second field-goal attempt of the first half, the Cardinals appeared poised to inch closer at the Washington 46-yard line, but a pass deflected off the hands of wide receiver David Boston. It was intercepted by Redskin linebacker LaVar Arrington, who rambled 43 yards to the Cards' eight-yard line. Two plays later, the Redskins converted a 22-yard field goal for a 10-3 halftime lead. After a scoreless third quarter, Washington extended its advantage to 20-3 with a 42-yard field goal and a six-play, 58-yard drive for a one-yard Davis touchdown plunge on its first two possessions of the fourth quarter. The Cards' lone touchdown, a 10-yard pass from quarterback Jake Plummer to wide receiver Mar-Tay Jenkins, was too little, too late with 1:16 to play. Boston matched Rob Moore's 1997 franchise record with his eighth 100-yard receiving game (132 yards, six receptions). Gramatica's field goal was his 14th, a team single-season rookie record (13, Garry Perry, 1960).

### Series Notes

Before to Washington's 1999 sweep, the Cardinals had won nine of 114 prior 10 meetings, including sweeps in 1993, '94, '96, and '98. ... Washington still has won 36 of the past 52 games dating to 1937 in the all-time series (it leads 65-41-1. ... prior to the '93 sweep, the last time the Cardinals defeated the Redskins twice in the same season was 1974. ... the Cards' victory in the first 1993 meeting, a 17-10 triumph, was their first success at RFK Stadium since 1978 following 14 consecutive losses. ... the Cardinals' first contest against Washington in 1988, a 30-21 win September 25, was their first home-field success in Arizona and snapped a seven-game Redskins series winning streak. ... Washington then won eight of the next nine encounters. ... the dramatic 16-15 victory over the Redskins at Sun Devil Stadium in 2000 came just two days before Maricopa County voters approved proposition 302 to build a new stadium.

# NFL Milestones

- 1899...**Chris O'Brien, a painting and decorating contractor, forms the Morgan Athletic Club on the South Side of Chicago. The team later became known as the Normals, then the Racine Cardinals, the Chicago Cardinals, the St. Louis Cardinals, the Phoenix Cardinals, and in 1994, the Arizona Cardinals. The team is the oldest continuing operation in professional football.
- Sept. 17, 1920**.....Chicago Cardinals and Decatur (Ill.) Staleys
- Aug. 27, 1921.....Green Bay Packers
- Jan. 28, 1922.....Decatur Staleys transfer to Chicago Bears
- June 24, 1922.....American Football Association, founded in 1920, officially changes its name to the National Football League.
- July 8, 1922.....Inactive Boston franchise transfers to syndicate headed by George Preston Marshall. Named Boston Braves. Name changed to Redskins in 1933.
- Aug. 1, 1925.....New York Giants; Detroit (withdrew July 27, 1927); reinstated August 12, 1928; declared inactive July 12, 1930; Portsmouth franchise moved to Detroit June 20, 1934.
- Nov. 3, 1929**.....Providence becomes the first NFL team to play host to a game at night under floodlights against the Cardinals.
- July 8, 1933.....Pittsburgh Steelers. Also, the NFL is divided into two divisions with the winners scheduled to meet in a championship game.
- July 9, 1933.....Philadelphia Eagles (Bert Bell awarded franchise forfeited by Frankford Yellowjackets).
- Dec. 17, 1933.....Chicago defeats the giants 23-21 at Wrigley Field to win the first NFL championship game.
- May 19, 1935.....First NFL Draft.
- Feb. 13, 1937.....Boston Redskins transfer to Washington.
- Jan. 15, 1939.....First Pro Bowl played between the NFL champion Giants and a professional all-star team at Wrigley Field in Los Angeles.
- Oct. 1, 1939.....First televised NFL game between the Eagles and Brooklyn Dodgers seen by approximately 1,000 people in New York.
- Dec. 8, 1940.....Bears-Redskins championship game first carried on network radio. Red Barber describes the action.
- March 1, 1941.....Elmer Layden named first NFL commissioner.
- April 6, 1943.....Cleveland Rams (suspended operation for one season; resumed operations April 19, 1944).
- April 7, 1943.....Rule passed making wearing helmets mandatory.
- April 19, 1944.....Boston Yanks merged with Brooklyn Tigers April 10, 1945; NFL cancels Boston franchise and awards franchise to Ted Collins as the New York Bulldogs, later the Yanks January 21, 1949; league purchases assets of Yanks, awards franchise to Dallas Texans January 19, 1952; franchise transferred to Baltimore January 23, 1953).
- April 20, 1944.....Coaching from the bench is allowed.
- Jan. 11, 1946.....Bert Bell named NFL commissioner.
- Jan. 12, 1946.....Cleveland Rams transferred to L.A. Rams.
- Dec. 9, 1949.....Baltimore Colts, Cleveland Browns, San Francisco 49ers join the NFL from the AAFC. Baltimore disbanded following the 1950 season.
- Dec. 23, 1951.....NFL championship game is televised coast-to-coast for the first time. The Rams defeat the Browns 24-17.
- Jan. 23, 1953.....Baltimore (see Boston Yanks above).
- Aug. 28, 1955.....First sudden-death overtime game.
- Dec. 28, 1958.....The Giants defeat the Colts 23-17 in the first sudden-death overtime NFL championship game.
- Aug. 14, 1959.....AFL organization meeting: New York, Dallas, Denver, Los Angeles, Houston, and Minneapolis.
- Oct. 28, 1959.....Buffalo Bills admitted to AFL.
- Nov. 22, 1959.....Boston Patriots admitted to AFL.
- Jan. 26, 1960.....Pete Rozelle elected NFL commissioner.
- Jan. 27, 1960.....Minneapolis withdraws from AFL.
- Jan. 28, 1960.....Dallas Cowboys awarded NFL franchise for 1960; Minnesota Vikings awarded NFL franchise for 1961.
- Jan. 30, 1960.....Oakland Raiders admitted to AFL.
- March 13, 1960**.....Chicago Cardinals transfer to St. Louis.

- Jan. 14, 1961.....End Willard Dewveall of the Bears plays out his option and joins the AFL Houston Oilers to become the first player to move deliberately from one league to the other.
- Feb. 10, 1961.....AFL L.A. Chargers transfer to San Diego.
- Jan. 10, 1962.....The NFL enters into a single-network agreement with CBS to telecast all regular-season games.
- Feb. 8, 1963.....AFL Dallas Texans transfer to K.C. Chiefs.
- March 28, 1963.....N.Y. Titans are sold to a New York group and become the New York Jets.
- Sept. 7, 1963.....Pro Football Hall of Fame is dedicated at Canton, O.
- June 30, 1965.....Atlanta Falcons awarded NFL franchise for 1968.
- Aug. 16, 1965.....Miami Dolphins awarded AFL franchise for 1966.
- June 8, 1966.....NFL and AFL agree to form combined league of 24 teams under title of National Football League with regular-season competition to begin in 1970. Preseason games and the Super Bowl to begin in 1967. Pete Rozelle named commissioner.
- Nov. 1, 1966.....New Orleans Saints awarded NFL franchise for 1967.
- Jan. 15, 1967.....Green Bay defeats Kansas City 35-10 at the Los Angeles Coliseum in the first AFL-NFL world championship game.
- May 24, 1967.....Cincinnati Bengals awarded AFL franchise for 1968.
- Feb. 10, 1968.....Houston Oilers announce they will move their home games to the Astrodome, becoming the first NFL team to play indoors.
- Jan. 12, 1969.....An AFL team wins the Super Bowl for the first time when the New York jets better the Baltimore Colts 16-7.
- May 17, 1970.....Baltimore, Cleveland, and Pittsburgh agree to join AFL teams to form American Conference while remaining teams form National Conference.
- Sept. 21, 1970.....First regular-season Monday Night Football telecast on ABC.
- Jan. 24, 1971.....The NFC defeats the AFC 27-6 in the first AFC-NFC Pro Bowl game at Los Angeles.
- April 24, 1974.....Tampa Bay Buccaneers awarded NFL franchise for 1976.
- June 4, 1974.....Seattle Seahawks awarded NFL franchise for 1976.
- Aug. 16, 1974.....Cardinals and Chargers play in Tokyo, Japan, the first time an NFL game is played outside North America.**
- March 29, 1977.....NFL adopts 16-game regular-season schedule.
- Jan. 20, 1980.....the Pittsburgh Steelers become the first team to win four Super Bowls by defeating the Los Angeles Rams 31-19 in Super Bowl XIV.
- March 28, 1984.....Baltimore Colts transfer to Indianapolis.
- July 29, 1986.....U.S. District Court in New York awards the United States Football League one dollar in compensation in an antitrust suit against the NFL.
- Aug. 3, 1986.....Chicago plays Dallas in Wembley Stadium in London, England in the first American Bowl.
- March 15, 1987.....ESPN awarded the first cable-television contract to televise NFL games.
- Sept. 22, 1987.....Season reduced to 15 weeks following a 24-day players' strike.
- March 15, 1988....St. Louis Cardinals transfer to Phoenix.**
- March 22, 1989.....Commissioner Pete Rozelle resigns.
- Nov. 5, 1989.....Paul Tagliabue becomes NFL commissioner.
- March 23, 1991.....NFL launches the World League of American Football. It is the first intercontinental sports league to operate on a weekly basis.
- Oct. 26, 1993.....Expansion franchise awarded to Carolina (Panthers) for 1995.
- Nov. 30, 1993.....Expansion franchise awarded to Jacksonville (Jaguars) for 1995.
- March 22, 1994....NFL owners unanimously approve Cardinal President Bill Bidwill's request to rename his team the Arizona Cardinals.**
- Jan. 29, 1995.....The San Francisco 49ers become the first team to win five Super bowls when they defeat the San Diego Chargers 49-26 in Super bowl XXIX.
- April 12, 1995.....Los Angeles Rams transfer to St. Louis.
- July 22, 1995.....Los Angeles Raiders transfer back to Oakland is approved.
- February 8, 1996.....Cleveland Browns transfer to Baltimore and change name to the Ravens.
- June 12, 1996.....NFL awards Cleveland expansion franchise as Cleveland Browns.
- June 12, 1997.....Houston Oilers transfer to Nashville, Tennessee.
- March 23, 1998.....NFL clubs unanimously approve an expansion team for Cleveland.
- Nov. 14, 1998.....The NFL retires the nickname "Oilers," a league first.
- Feb. 8, 1999.....Tennessee Oilers officially change their name to the Tennessee Titans.
- Oct. 6, 1999.....NFL awards its 32nd franchise to Houston, Texas.
- May 22, 2001.....The NFL votes to realign into eight four-team divisions, beginning in 2002, to accommodate the arrival of the Houston Texans. Realignment places the Cardinals in the NFC Western Division.**

# Sun Devil Stadium

**S**un Devil Stadium, home to Arizona State University football since 1958 and the Fiesta Bowl since 1971, added the National Football League in 1988 when the Cardinals also took residence “between the buttes.”

Super Bowl XXX was played at Sun Devil Stadium on January 28, 1996!

Literally carved from the desert, Sun Devil Stadium sits in a unique setting between two mountain buttes in Tempe, Arizona southeast of Phoenix.

Originally erected in 1958, Sun Devil Stadium has been expanded four times (1976, '77, '88, and '89). Capacity for NFL football in 2001 again will be 73,014. Improvements costing over \$23 million have been made since the Cardinals arrived in 1988.

A \$1.67 million field renovation (lowering and widening), completed in June of 1992, was the most recent major upgrade. Besides providing significantly more sideline space, the project also changed the look of the stadium by removing the characteristic moats in favor of field-level walkways. Ninety thousand square feet of Tifway 419 sod, the same grass that adorns the Cardinals' training facility, covers a unique layering support system that includes hot-water tubes designed to fool Mother Nature (delay dormancy) and promote growth during cooler months. Although approximately 1,300 seats were lost during the renovation, the project eliminated sight-line problems that had caused obstructed views from lower-row seats.

The bowl (south) end was connected seven years ago by Arizona State's six-story Intercollegiate Athletic Complex building and an extension of loge-level seats. A state-of-the-art video replay scoreboard and locker rooms in the north end also were added. The color video replay system, situated in the southwest corner, offers fans instant replays of game action. A complementary matrix board for messages and statistical information sits in the southeast corner.

In 1989, \$11.5 million was spent to construct a three-story, 60,000 square-foot building atop the upper deck on the west side containing two 30-suite levels and topped by a modern press box and eight additional private suites. Served by four industrial-sized elevators—one for the media and



*The Cardinals will continue to call Sun Devil Stadium home through the 2004 season prior to moving into their new stadium in 2005.*

three for the public—the addition offers working space for 200 sportswriters, broadcast booths, booth space for statistical crews, coaches, public address personnel, security, scoreboard operations, and a rooftop camera deck in addition to suite seating for over 900 fans.

The playing field was named Frank Kush Field in 1996 to honor the legendary former Arizona State University head coach who also served as head coach of the NFL Indianapolis Colts from 1982–84.

Super Bowl XXX required a number of improvements, including a new sound system, four new light poles at each corner of the stadium, new light fixtures to existing light standards on the east and west sides, and a resodded playing field.

Sun Devil Stadium proved a most hospitable host to the Cardinals in the team's inaugural season in Arizona in 1988 when seven of the Cards' eight regular-season home games broke the club's previous single-game attendance record. The season total of 472,937 fans also easily eclipsed the Cardinal franchise's single-season home attendance mark.

In 1994, the Cards again broke their single-season attendance mark when 497,330 fans, or an average of 62,166 patrons per game, spun the Sun Devil Stadium turnstiles.

The largest crowd in Cardinal history—73,025—witnessed the Cards' September 19, 1993 battle against the eventual Super Bowl champion Dallas Cowboys at Sun Devil Stadium.

The 10 largest crowds to watch Cardinal home games all have been played at Sun Devil Stadium since the team's 1988 arrival in Arizona. □

# Training Facility

Rising from a former cotton field in south Tempe is the Cardinals' training facility and corporate headquarters.

Covering 14.7 acres of land, the Cardinals' home since September of 1990 is a 94,000 square-foot state-of-the-art facility sporting desert building materials, and three and one-half acres of Southwestern (Sonoran) desert landscaping that leaves no doubt where the team proudly calls home.

Possessing many characteristics that distinguish it as both a football facility and an Arizona landmark, the showcase complex has won numerous architectural and landscape awards. In the spring of 1996, it also served as a location for the filming of the movie "Jerry Maguire" starring Tom Cruise.

The facility incorporates local materials such as copper, desert brick, and clay tile, complemented by desert landscaping which integrate into the natural surroundings.

Environmentally sensitive, it utilizes passive solar energy to light offices and corridors while employing masonry and shadow to eliminate heat.

The interior joins many important concepts. Specificity of design is reflected in the workout areas on the first level where a number of planned activities can occur simultaneously. Facilities are situated along a logical traffic pattern to accommodate a progressive flow of activities.

The first floor consists of player facilities that include the training area, an auditorium, locker room, hydrotherapy (15-player in-floor jacuzzi and cold plunge) and spa rooms, indoor/outdoor weight-training room, offensive and defensive meeting rooms, and film/videotape rooms. They open to three playing fields (one lighted) on near-

ly five acres of land.

The second and third floors comprise the administration and operations areas that include the coaching staff's offices. On the second and third floors, natural lighting and breezeways combine with advanced communications technology to create the most flexible office space possible. The integration of current electronic and construction technologies also makes the facility more economical to operate and easier to maintain.

The main building is flanked by a two-story attached building that includes a public area, the ticket office, and the public relations department that houses a media center featuring custom-designed work carrels, private interview rooms, televisions, and a reference library. Another two-story building housing two handball courts completes the complex.

Tifway 419 sod, the same hybrid used for golf course putting greens and the Sun Devil Stadium playing surface, covers seven and one-half acres on the east side of the building and includes three laser-leveled side-by-side practice fields. Underneath lies a complex lateral piping, sub-drainage system constructed with drainage tiles that accommodate as much as three inches of rain water that can be drained from all three fields, making them playable within three hours.

Furthermore, many details are invisible to the naked eye. For example, the fields and team building are set at the same angle as Sun Devil Stadium, the Cards' home field at Arizona State University, allowing simulation of the position of the sun under game conditions. □

*The Cardinals' training facility in south Tempe has housed the franchise's day-to-day operations since 1990.*



# Cardinals Charities

**F**ounded in 1990, Cardinals Charities supports programs designed to improve the quality of life and enhance opportunities for children, women, and minorities in the state of Arizona.

Cardinals Charities' grants are awarded on an annual basis in response to applications from various qualified non-profit organizations whose goals and programs meet the mission statement.



## CARDINALS CHARITIES

Every effort is made to direct contributions where they can have the greatest impact while addressing the most critical needs.

Since its inception, Cardinals Charities has distributed nearly \$2,000,000 to over 100 worthy Arizona charitable organizations on behalf of the Arizona Cardinals and the National Football League. □



## Cardinals Charities Mission Statement

**T**he Arizona Cardinals Charities Fund supports programs designed to improve the quality of life and enhance opportunities for children, women, and minorities in the state of Arizona.

### General Guidelines for Beneficiaries

- Organizations must be exempt under 501 (c) (3) of the Internal Revenue Service code.
- At least 75 percent of funding must be spent in Arizona.
- Grant application will be limited to once each year; however, organization may reapply each year.
- Proposals for \$5,000 or less are preferred.

### Application Process

Interested organizations must request an application in writing, either by FAX or mail, on their 501 (c) (3) letterhead. Deadline for submission of application is August 1. Grant notification will be made within 120 days following filing deadline.

Address correspondence to ... Pat Tankersley  
Cardinals Charities  
P.O. Box #888  
Phoenix, AZ 85001-0888  
FAX: 602/379-1819

## Cardinals Charities Grant Recipients

- ▣ Adult Center Of Prescott
- ▣ Affordable Accessible Homes, Inc.
- ▣ Ahwatukee YMCA
- ▣ Aid To Adoption Of Special Kids
- ▣ Aid To Women Centers
- ▣ American Indian Christian Mission
- ▣ American Lung Association
- ▣ American Red Cross
- ▣ Anti-Defamation League
- ▣ Ara Parseghian Medical Research Foundation
- ▣ Arizona Black United Fund, Kids Place
- ▣ Arizona Commission For Post Secondary Education
- ▣ Arizona Ecumenical Society
- ▣ Arizona Educational Foundation
- ▣ Arizona Foundation For Women
- ▣ Arizona Governor's Council-Frank Kush Youth Run
- ▣ Arizona Hispanic Sports Authority
- ▣ Arizona Humane Society
- ▣ Arizona Interscholastic Association
- ▣ Arizona Kidney Foundation
- ▣ Arizona Opera League
- ▣ Arizona Recreation Center For The Handicapped
- ▣ Arizona SIDS Alliance
- ▣ Arizona Spina Bifida Association, Inc.
- ▣ Arizona Transplant House At Brusally Ranch
- ▣ Arizona Youth Football Federation, Inc.
- ▣ Arizona's Children Foundation
- ▣ Assistance League Of The East Valley
- ▣ Association For Supportive Child Care
- ▣ ASU President's Club Scholarship Fund
- ▣ Back To School Clothing Drive Association
- ▣ Barrows Neurological Institute (Citibank NFL Visa)
- ▣ Betania Community Center
- ▣ Big Brothers/Big Sisters Of Flagstaff
- ▣ Big Brothers/Big Sisters Of Casa Grande
- ▣ Big Brothers/Big Sisters Of Central Arizona
- ▣ Big Brothers/Big Sisters Of Yuma
- ▣ Black Family & Child Services
- ▣ Boys & Girls Club Of Casa Grande
- ▣ Boys & Girls Club Of The East Valley
- ▣ Boys & Girls Club Of Santa Cruz County
- ▣ Boys & Girls Club Of Scottsdale
- ▣ Boys & Girls Club Of Tucson
- ▣ Boys & Girls Club Of Metro Phoenix
- ▣ Boys Hope, Girls Hope Of Arizona
- ▣ Brophy College Preparatory
- ▣ Canyon State Academy
- ▣ Carondelet Foundation (Tucson)
- ▣ Casa De Los Niños (Tucson)
- ▣ Catholic Social Services-Central & Northern Arizona
- ▣ Centers For Habilitation
- ▣ Central Arizona Shelter Services
- ▣ Chandler Community Action Program
- ▣ Chandler/Gilbert Arc
- ▣ Chicanos Por La Causa
- ▣ Child Crisis Center-East Valley, Inc.
- ▣ Christ Child Society Of Phoenix
- ▣ Christian Athlete Ministries
- ▣ Christmas House
- ▣ Christmas In April
- ▣ Community Food Bank & Referral Services
- ▣ Community Outreach, Inc. (Tucson)
- ▣ COMPAS
- ▣ Cranio Facial Foundation Of Arizona
- ▣ Crisis Nursery
- ▣ Crisis Pregnancy Centers
- ▣ Crossroads, Inc.
- ▣ Desert Botanical Garden
- ▣ Desert Voices Oral Learning Center
- ▣ Devereaux Arizona
- ▣ DK Foundation
- ▣ East Valley Catholic Social Services
- ▣ East Valley Hospice
- ▣ Educational Enrichment Foundation (Tucson)
- ▣ El Rio Health Center (Tucson)
- ▣ Emily Anderson Learning Center (Phoenix Children's Hospital)
- ▣ Epilepsy Society Of Arizona
- ▣ Epoch Center
- ▣ Ernest W. McFarland Foundation
- ▣ Family Emergency Service Center
- ▣ Fellowship Of Christian Athletes
- ▣ Firebird Young Marines
- ▣ Florence Crittenton Services Of Arizona, Inc.
- ▣ Foundation For Blind Children
- ▣ Foundation For Burns & Trauma
- ▣ Franciscan Renewal Center
- ▣ Friendly House
- ▣ Girls Ranch Of Arizona
- ▣ Golden Gate Community Center
- ▣ Gompers Center For The Handicapped
- ▣ Greater Phoenix Youth At Risk Foundation
- ▣ Guadalupe's United For Advancement & Development
- ▣ Habitat For Humanity
- ▣ Hacienda De Los Angeles
- ▣ Heard Museum
- ▣ Holy Spirit Catholic Church
- ▣ HomeBase Youth Services
- ▣ Homeward Bound
- ▣ Hospice Of Havasu
- ▣ Hospice Of The Valley
- ▣ House Of Ruth
- ▣ Jewish Family And Children's Services
- ▣ John C. Lincoln Health Foundation
- ▣ Junior Achievement
- ▣ KDSTR Radio
- ▣ Kids Voting
- ▣ Kivel Campus Of Care
- ▣ Kivel Geriatric Center
- ▣ Kyrene Schools Community Foundation
- ▣ Las Salas, Inc.
- ▣ Laura Hall ASPIRE Foundation
- ▣ Leadership Workshops Foundation For Youth & Family
- ▣ Life Teen Program
- ▣ Literacy Volunteers
- ▣ Local Initiatives Support Corporation Phoenix Program
- ▣ Los Diablos (ASU)
- ▣ Lutheran Hospitals Foundation
- ▣ Mahnah Club Of Mesa
- ▣ Make A Difference
- ▣ Make Way For Books (Tucson)
- ▣ Marcus House
- ▣ Maricopa County Accommodation School
- ▣ Maricopa Pediatric Foundation
- ▣ Meals On Wheels (White Mountains)
- ▣ Mesa Community Action Network
- ▣ Mesa Senior Centers, Inc.
- ▣ Metro Tech
- ▣ Mission Of Mercy-Arizona Mobile Clinic
- ▣ Mountain Park Health Center
- ▣ Mount Graham Safe House
- ▣ Multiple Sclerosis Society
- ▣ Muscular Dystrophy
- ▣ Museum Of Northern Arizona (Flagstaff)
- ▣ National Jewish Center, Immunology & Respiratory Medicine
- ▣ New Day Education Center
- ▣ New Directions Institute For Infant Brain Development
- ▣ Northern Arizona Council Of Government On Aging
- ▣ Northern Arizona Food Bank (Flagstaff)
- ▣ Phoenix Children's Hospital
- ▣ Phoenix Day Child & Family Learning Center
- ▣ Phoenix Indian Center
- ▣ Phoenix Memorial Hospital Foundation
- ▣ Phoenix Suns Charities
- ▣ Phoenix Symphony
- ▣ Phoenix Urban League
- ▣ Phoenix Zoo
- ▣ PREHAB Of Arizona
- ▣ Prescott Child Development Center (Prescott)
- ▣ Prescott Free Clinic
- ▣ Prevent Blindness America
- ▣ Primavera Services (Tucson)
- ▣ Ronald McDonald House
- ▣ Salvation Army
- ▣ Save The Family Foundation Of Arizona
- ▣ Scottsdale Foundation For The Handicapped
- ▣ Seton Catholic High School
- ▣ Sisters Of St. Benedict
- ▣ Sojourner Center
- ▣ Southern Arizona AIDS Foundation
- ▣ Southwest Autism Research Center
- ▣ Southwest Human Development
- ▣ Special Olympics
- ▣ St. Joseph The Worker
- ▣ St. Luke's Charitable Health Trust
- ▣ St. Mary's Food Bank
- ▣ St. Michael Indian School
- ▣ St. Peter's School
- ▣ Society Of St. Vincent de Paul
- ▣ St. Luke's Medical & Behavioral Health Centers
- ▣ Steve Pascento Memorial Fund
- ▣ Sun Sounds Radio Reading Services
- ▣ Tempe Community Council/Kyrene Communities In School
- ▣ Tempe Schools Prevention Resource Center
- ▣ Tempe YMCA
- ▣ Thomas J. Pappas School
- ▣ Timber Trails Children's Project, Inc.
- ▣ Toby House
- ▣ TOP DOG (Tucson)
- ▣ Town Of Queen Creek-Parks And Recreation Department
- ▣ Travelers Aid Society Of Tucson
- ▣ Turning Point School (Tucson)
- ▣ United Blood Services (Blood Systems)
- ▣ United Food Bank
- ▣ University Of Arizona Foundation
- ▣ Valle Del Sol
- ▣ Valley Christian High School
- ▣ Valley Lutheran High School
- ▣ Victim/Witness Services Of Cooonino County
- ▣ Waste Not
- ▣ Wesley Community Center
- ▣ Westside Food Bank
- ▣ West Valley Child Crisis Center
- ▣ Xavier College Preparatory
- ▣ Yavapai Big Brothers/Big Sisters
- ▣ YWCA Of Maricopa County

# Cards In The Community

The Arizona Cardinals make community activities a year-round commitment.

Second-year Community Relations Director Luis Zendejas, the former NFL (Dallas and Philadelphia) and Arizona State kicker, directs the Cardinals' statewide efforts.

For instance, the Cardinals responded to the worst forest fires in state history during the past off-season by coordinating with the Red Cross to send players and cheerleaders to visit victims in the mountains of northern Arizona.

During the team's June, 2002 Southern Arizona Mini-Camp, Head Coach David McGinnis and players paid visits to two Tucson hospitals between meetings and practice sessions.


Performance-based programs raise funds for worthy organizations. Education programs, such as "Read Across America" and "Hometown Huddle" reach Arizona's students through state schools. School appearances remain a staple. Many players participate in youth camps throughout the off-season. Their wives hold an food drive and feel the less fortunate at the Phoenix Rescue Mission. Players serve as spokesmen for a variety of undertakings, such as Frank Sanders for Operation Intercept, the largest educational campaign against telemarketing fraud in Arizona history.

The Cardinals Cheerleaders and team mascot Big Red also make numerous community appearances throughout the year.

Players and Big Red stage regular roving training camps for youth.

An example of a program the franchise supports with manpower is "Christmas In April," the large volunteer repair and renovation program that targets low-income neighborhoods in the Phoenix area.

Players invest time and effort into the community of their own volition, too. For example, McGinnis is enrolled in the honorary squadron commander program at Luke A.F.B. Safety Kwamie Lassiter established "Lassiters' T.A.C.K.L.E. Foundation"—Teaching All Children to Kickoff Leadership Through Education—to help supply necessary resources to motivate children to excel in school. The Jake Plummer Foundation raises money for Phoenix Children's Hospital, the Alzheimer's Association, and Homeward Bound, an organization that provides transitional housing for families with children in distress. A primary source for funding is the quarterback's annual Bowl-of-Rama. Chris Greisen donates time regularly to Homeward Bound, mentoring the at-risk youngsters. Rob Fredrickson hosts youth camps on the Salt River Pima-Maricopa Indian Community and at the Cardinals' training facility. □





# Cardinals Broadcasting

A new 20-week "Monday Night Live!" show on KKNX-TV (ABC, channel 15) and new play-by-play voice Dave Pasch highlight expanded coverage of Arizona Cardinals football in 2002.

Cardinal broadcasting for 2002 includes KDUS Radio (1060 AM)/KSLX Radio (100.7 FM), FOX 10 (KSAZ-TV, channel 10), and ABC 15 (KXV-TV, channel 15).

## Cardinal Radio

KDUS (1060 AM), a.k.a. "The Deuce," and KSLX (100.7 FM) will broadcast all Cardinal games for the fifth consecutive season.

Pasch embarks upon his first season as the play-by-play voice of the Cardinals after describing Syracuse University football and basketball action the past three years.

Pasch, a 1994 graduate of Syracuse's College of Visual and Performing Arts, owns a wide-ranging broadcast resume that most recently includes play-by-play for three NFL Europe television broadcasts for FOX Sports last summer. A frequent voice for several national and international broadcasts, Pasch has been part of the Westwood One/CBS Radio Sports coverage of the 2001 Masters, the U.S. Open Golf Championship, and many other NCAA men's basketball broadcasts. During the summer of 2000, Pasch worked for Major League Baseball Radio as a talk-show host and co-hosted the network's World Series coverage.

From 1995-97, Pasch was a sports anchor and talk-show host for WDFN Radio in Detroit in addition to calling play-by-play for the Detroit Vipers of the International Hockey League.

In 2001, Pasch was joined by current CBS NFL broadcaster Steve Tasker as the preseason television tandem for the Buffalo Bills' preseason games.

Pasch also worked at WMAQ Radio in Chicago from 1997-99 where he hosted a nightly talk show as well as pre- and post-game shows for Chicago Blackhawk hockey games. In addition, he filled in on play-by-play duties for preseason Blackhawks' broadcasts and announced various events for Fox Sports Chicago.

Pasch will be paired with John Mistler. The

former NFL (N.Y. Giants) and college (Arizona State) wide receiver returns for his 10th year as the Cardinals' color analyst.

KDUS Radio reporter and talk-show host Mike Jurecki completes the game broadcast team as a sideline reporter.

Pre-game coverage begins two hours prior to kickoff with "The Pre-Game Huddle" hosted by KXV-TV sports director Craig Fouhy, former Chicago Bear safety Doug Plank, ex-Cardinal linebacker Eric Hill, former NFL quarterback Dan Manucci, and KUPD Radio (97.9 FM) personality John Holmberg. The show features a complete breakdown of the upcoming game, opponent previews, player profiles, NFL scoreboards, and live interviews with former Cardinal and NFL greats.

"Cardinals Talk," a post-game call-in show immediately following each game, will be hosted by Manucci and Hill.

## Radio Network

All Cardinals' games will be heard over a 16-station regional network, anchored by Valley flagships KDUS-AM and KSLX-FM.

The 14 stations comprising the remainder of the network follow: Flagstaff (KWMX, 96.7 FM), Holbrook (KDJI, 1270 AM/KZUA, 92.1 FM), Lake Havasu (KNTR, 980 AM), Miami (KIKO, 1340 AM), Prescott Valley (KPPV, 106.7 FM), Sedona (KAZM, 780 AM), Sierra Vista (KTAN, 1420 AM), Thatcher (KATO, 1230 AM), Tuba City (KTBA, 1050 AM), Tucson (KCUB, 1290 AM), Yuma (KBLU, 560 AM), Albuquerque, N. Mex. (KDEF, 1150 AM), and Las Vegas, Nev. (KLAV, 1230 AM).

## Weekday Radio

Weekly radio coverage features Head Coach Dave McGinnis on the "Dave McGinnis Show" each Thursday at 7 a.m. The show gives fans a chance to interact via phone or e-mail (askcoachmac@cardinals.nfl.com).

"The Big Red Rage," a live team show that includes interaction between fans and players also previews the upcoming game. The "Rage" airs Fridays at 6 p.m.

Both shows will be hosted by Pasch on KDUS.

Dave Pasch


John Mistler

Mike Jurecki

Eric Hill

Dan Manucci





**Head Coach Dave McGinnis fills the air waves of the Cardinals' radio flagship, KDUS Radio, following a training camp practice at Northern Arizona University in scenic Flagstaff.**

### Preseason Television

Barry Tompkins and Plank again form the broadcast team for the Cardinals' four preseason games. They will be seen on FOX 10 and Fox Sports Net in addition to KMSB-TV (FOX, channel 11)/KTTU-TV (UPN, channel 18) in Tucson.

### Other Cardinal TV Programming

The Cardinals will be featured on two team television shows throughout the season.

FOX 10 once again will broadcast "Maximum Cardinals by Alltel" on Saturdays at noon. The show is hosted by FOX Sports Net's Jody Jackson and Plank.

"Monday Night Live!" is an all-access look at the Cardinals with exclusive sound and video footage plus live player guests and fan interaction.

The show, hosted by Fouhy and McGinnis, will air on KNXU-TV from the auditorium of the team's Tempe training facility with a live studio audience in conjunction with ABC's "Monday Night Football."

### Spanish Radio

KAZG Radio (1440 AM), a member of the Sandusky radio family, will be the first-time home for Spanish-language broadcasts of all Cardinal games.

The Cards became the first professional team in Arizona to offer all games—preseason and regular season, home and road—in Spanish in 2000.

The broadcast team of play-by-play voice Gabriel Trujillo (play-by-play) and color commentator Luis Zendejas, the former Arizona State and NFL kicker who also serves as the Cardinals'

**Craig Fouhy**



**Doug Plank**



**Jody Jackson**



**Gabriel Trujillo**



**Luis Zendejas**



# Training Camp

The Cardinals annually trek 150 miles north of Phoenix to the cool climate of Flagstaff, Arizona, northern Arizona's largest city located at one of America's highest city elevations, and the excellent facilities of Northern Arizona University (N.A.U.) for the team's preseason training camp.

While Phoenix temperatures range somewhere between hot and hotter in late July and August, the Cardinals benefit from Flagstaff's 7,200-foot altitude that consistently produces daytime temperatures in the upper 70s and low 80s. (On average, summer temperatures in Flagstaff reach 90 degrees only three days per year.)


Flagstaff is situated in the Coconino National Forest, the largest continuous stand of ponderosa pines in the United States. It also serves as the county seat for Coconino County, the second largest county in the nation with 12 million acres.

Flagstaff's name is derived from a tall pine tree made into a flagpole in 1876 to celebrate the Declaration of Independence Centennial.

The picturesque N.A.U. campus arguably provides the National Football League's most scenic training-camp venue. The Cardinals' three practice fields literally were carved from pine trees with the San Francisco Peaks, the highest points in Arizona at 12,633 feet, serving as a unrivaled backdrop and a photographer's delight.

N.A.U.'s 14,000-seat Walkup Skydome also offers the Cardinals flexibility if the occasional summertime afternoon showers interfere with practice schedules.

The Cardinals situate at the south end of the N.A.U. campus, utilizing the school's dormitories, dining halls, and classroom buildings for their daily regimen. □



# Media Directory

## Print

### Arizona Republic

200 E. Van Buren, Phoenix, AZ 85004, 602/444-8641.  
FAX: 444-8686.

Kent Somers (B) (kent.somers@arizonarepublic.com)  
Lee Shappell (B) (lshappell@aol.com)  
Tim Tyers (SR)  
Dan Bickley (C)  
Pedro Gomez (C)  
Paola Boivin (Notes C)  
Dave Lumia (SE)  
Peter Madrid (Asst. SE)

### East Valley Tribune

120 W. First Avenue, Mesa, AZ 85210, 480/898-6525,  
FAX: 898-6362.

Darren Urban (B) (durban@aztrib.com)  
Dan Zeiger (B) (dzeiger@aztrib.com)  
Scott Bordow (C)  
Slim Smith (SE)  
Bob Romantic (Asst. SE)

### Arizona Daily Star

4850 S. Park Avenue, Tucson, AZ 85726, 520/573-4145.  
FAX: 520/573-4149.

Terrance Harris (B) (teeharris5@aol.com)  
Jack Magruder (SR)  
Greg Hansen (C)  
James Bennett (SE)

### Tucson Citizen

4850 S. Park, Tucson, AZ 85726, 520/573-4635. FAX: 573-4569.

Ken Brazzle (B) (kbrazzle@tucsoncitizen.com)  
Corky Simpson (C)  
Mike Chesnick (SE)

### Arizona Daily Sun

1751 S. Thornbrough Street, Flagstaff, AZ 86001, 520/556-2260.  
FAX: 928/774-4790.

Chris Lang (SE) (clang@azdailysun.com)

### Sun City Daily News-Sun

10102 Santa Fe Drive, Sun City, AZ 85351, 623/977-8351. FAX:  
623/876-3698.

Rich Bolas (SE)

### Yuma Daily Sun

2055 Arizona Avenue, Yuma, AZ 85364, 928/782-6520.  
FAX: 782-7369

Ross Priest (SE) (rpriest@yumasun.com)

### Prescott Courier

147 N. Cortez, Prescott, AZ 86302, 928/445-3333. FAX: 445-2062.

Dan Beeson (SE)  
Steve Stockmar (SR)

## Wire Service

### Associated Press

505 N. Third Street #120, Phoenix, AZ 85004, 602/258-8934.  
FAX: 254-9573.

Bob Baum (rbaum@ap.org)  
Mel Reisner (mreisner@ap.org)

## Radio

Dave Pasch, Arizona Cardinals, P.O. Box #888, Phoenix, AZ  
85284-2800, 602/379-1639.

(dpasch@cardinals.nfl.com or djpimi@aol.com)

John Mistler (CC), 3111 E. Desert Flower Lane, Phoenix, AZ 85048,  
480/759-8860.

(jmistler@cox.net)

KDUS (1060 AM) KSLX (100.7 FM)

### Cardinal flagships

#### KDUS (1060 AM)

1900 W. Carmen, Tempe, AZ 85283, 480/838-0400. FAX: 838-0252

#### KSLX (100.7 FM)

4343 E. Camelback Road #200, Phoenix, AZ 85018, 480/941-1007,  
FAX: 602/808-2288.

Mike Jurecki (TS, SC)

Gene Aguirre (B)

Henry Lopez (SD)

Bill Lewis (TS)

Evan Andeen (TS)

Roy Garibaldi (TS)

Seth Joyner (TS)

Bob Kemp (TS)

Roy Green (TS)

Don DeBaca (TS)

Wendell Wallace (TS)

Evan Cohen (SP)

Mike McKay (SP)

### KAZG (1440 AM)

#### Cardinal Spanish-language flagship

4343 E. Camelback Road #200, Phoenix, AZ 85018, 480/941-1007.  
FAX: 602/808-2288.

Gabriel Trujillo (PBP)

Luis Zendejas (CC)

### KMVP (860 AM) KTAR (620 AM)

5300 N. Central Avenue, Phoenix, AZ 85012, 602/274-6200.  
FAX: 241-8810.

Kevin Ray (SD)

Dave Burns (SR)

Brad Casmat (TS)

Eric Sorenson (SP)

Mitch Otto (SP)

Tisa Vrable (PD)

### XTRA (910 AM)

465 E. Missouri #244, Phoenix AZ 85014, 602/260-9191.  
FAX: 650-5275

John Gambodoro (TS)

Mark Asher (TS)

Joe Nicita (PD)

Andrew Babinski (SP)

Joe McIntyre (SP)

### KFYI (910 AM)

631 N. First Avenue, Phoenix AZ 85003, 602/650-5240.  
FAX: 650-5280.

Joe Nicita (PD)

### KNIX (1580 AM, 102.5 FM)

600 E. Gilbert Road, Tempe, AZ 85281, 480/966-6236.  
FAX: 921-6396.

### KCUB (1290 AM)

#### Cardinal network affiliate

575 W. Roger Road, Tucson, AZ 85705, 520/887-1000. FAX:  
520/887-6397.

Rich Herrera (PD)

### KNST (940 AM)

3202 N. Oracle Tucson, AZ 85705, 520/618-2100. FAX: 618-2135.  
Brian Jeffries (SD)

### KFFN (1490 AM)

3438 N. Country Club, Tucson, AZ, 85716, 520/795-1490.  
FAX: 327-2260.

Rob Cook (PD)

### KWMX (96.7 FM)

#### Cardinal network affiliate,

112 E. Route 66 #105, Flagstaff, AZ 86001 928/779-1177.  
FAX: 928/774-5179.

### KVNA (690 AM, 97.5 FM)

2690 Huntington Drive, Flagstaff, AZ 86004, 928/526-2700.  
FAX: 928/774-5652.

(Media Directory continued on page 376)

(Media directory continued from page 375)

## Television

### □ KSAZ-TV (FOX, channel 10)

#### Cardinal preseason affiliate

511 W. Adams Street, Phoenix, AZ 85003, 602/257-1234.  
FAX: 262-0435.

Jude LaCava (SD)  
Kevin McCabe (SR)  
Gayle Jansen (SR)  
Chris Katsaras (SP)  
Jeff Lake (SP)

### □ Fox Sports Net (cable)

#### Cardinal preseason replay affiliate

One Renaissance Square, 2 N. Central #1700, Phoenix, AZ 85004,  
602/257-9500, FAX: 257-0848.

Jody Jackson (SR)  
Sean Mooney (SR)  
Steve Wygle (SP)

### □ KPHO-TV (CBS, channel 5)

4016 N. Black Canyon Highway, Phoenix, AZ 85017, 602/264-1000.  
FAX: 650-0761.

Chris Corragio (SD)  
Gary Cruz (SR)  
Jody Isaac (SP)

### □ KPNX-TV (NBC, channel 12)

1101 N. Central Avenue, Phoenix, AZ 85004, 602/257-6630.  
FAX: 257-6670.

Mark Curtis (SD)  
Tom Zenner (SR)  
Bruce Cooper (SR)  
Barry Orr (SP)  
Derek Togerson (SD)

### □ KNXV-TV (ABC, channel 15)

#### "Monday Night Live" affiliate

515 N. 44th Street, Phoenix, AZ 85008, 602/273-1500.  
FAX: 685-6363.

Craig Fouty (SD)  
Frank Allaga (SR)  
Earl Gray (SP)  
Glenda Skallitzky (SP)

### □ KTVK-TV (independent, channel 3)

5555 N. Seventh Avenue, Phoenix, AZ 85016, 602/207-3476.  
FAX: 207-3415.

Mike Chamberlin (SR)  
Gil Tyree (SR)  
Ross Shimabuku (SR)  
John Lewis (SP)  
Todd Kelly (SP)

### □ KWBA-TV (WB, channel 58)

3481 E. Michigan, Tucson, AZ 85714, 520/889-5800.  
FAX: 889-5855.

Michael Cowman (SD)

### □ KVOA-TV (NBC, channel 4)

209 W. Elm, Tucson, AZ 85705, 520/624-2477, FAX: 884-4644.

Dan Ryan (SD)  
Pete Delgado (SR)  
Eric Rhodes (SP)

### □ KGUN-TV (ABC, channel 9)

7280 Rosewood, Tucson, AZ 85710, 520/722-5486, FAX: 733-7062.

Dave Silver (SD)  
Phil Buehler (SR)

### □ KOLD-TV (CBS, channel 13)

7831 N. Business Park Drive, Tucson, AZ 85743, 520/744-6397.  
FAX: 744-5235.

Todd Grishom (SD)  
Scott Kilbury (SR)

### □ KMSB-TV (FOX, channel 11) KTTU-TV (UPN, channel 18)

#### Cardinal preseason affiliates

1855 N. Sixth Avenue, Tucson, AZ 85705, 520/770-1123.  
FAX: 520/629-7185.

### □ KNAZ-TV (NBC, channel 2)

2201 N. Vickey Street, Flagstaff, AZ 86004, 928/526-2232.  
FAX: 526-8110.

Mike Miller (SD)

## Codes

B—Beat Reporter

C—Columnist

CC—Color Commentator

SC—Sideline Commentator

PBP—Play-by-Play

SR—Sports Reporter

SD—Sports Director

SE—Sports Editor

SP—Sports Producer

PD—Program Director

TS—Talk Show Host

# Road Accommodations

Opponent	Game Site	Travel Date	Game Date	Hotel	Hotel Telephone
San Diego Chargers	Qualcomm Stadium	Fri., Aug. 9	Sat., Aug. 10	Sheraton San Diego Hotel & Marina	619/291-2900
Oakland Raiders	Network Associates Coliseum	Wed., Aug. 28	Thurs., Aug. 29	San Mateo Marriott	650/653-6000
Washington Redskins	FedEx Field	Sat., Sept. 7	Sun., Sept. 8	BWI Airport Marriott	410/859-8300
Seattle Seahawks	Seahawks Stadium	Sat., Sept. 14	Sun., Sept. 15	Hilton Seattle Airport	206/244-4800
Carolina Panthers	Ericsson Stadium	Sat., Oct. 5	Sun., Oct. 6	Hyatt Charlotte at South Park	704/554-1234
San Francisco 49ers	3Com Park	Sat., Oct. 26	Sun., Oct. 27	San Mateo Marriott	650/653-6000
Philadelphia Eagles	Veterans Stadium	Sat., Nov. 16	Sun., Nov. 17	Hyatt Regency at Penn's Landing	215/928-1234
Kansas City Chiefs	Arrowhead Stadium	Sat., Nov. 30	Sun., Dec. 1	Westin Crown Center	816/474-4400
St. Louis Rams	Edward Jones Dome	Sat., Dec. 14	Sun., Dec. 15	Sheraton St. Louis City Center	314/231-6007
Denver Broncos	Invesco Field at Mile High	Sat., Dec. 28	Sun., Dec. 29	Denver Marriott City Center	303/297-1300

# We've got him now...

## The Cardinals Insider



# Mike Jurecki



[www.kous.com](http://www.kous.com)

### The Valley's Sports Authority

**SportingNews**  
Radio

**2002 Arizona Cardinals Media Guide**



**FOX 10**  
**NEWS @ 5 & 9**

*John Hook and Kari Lake*