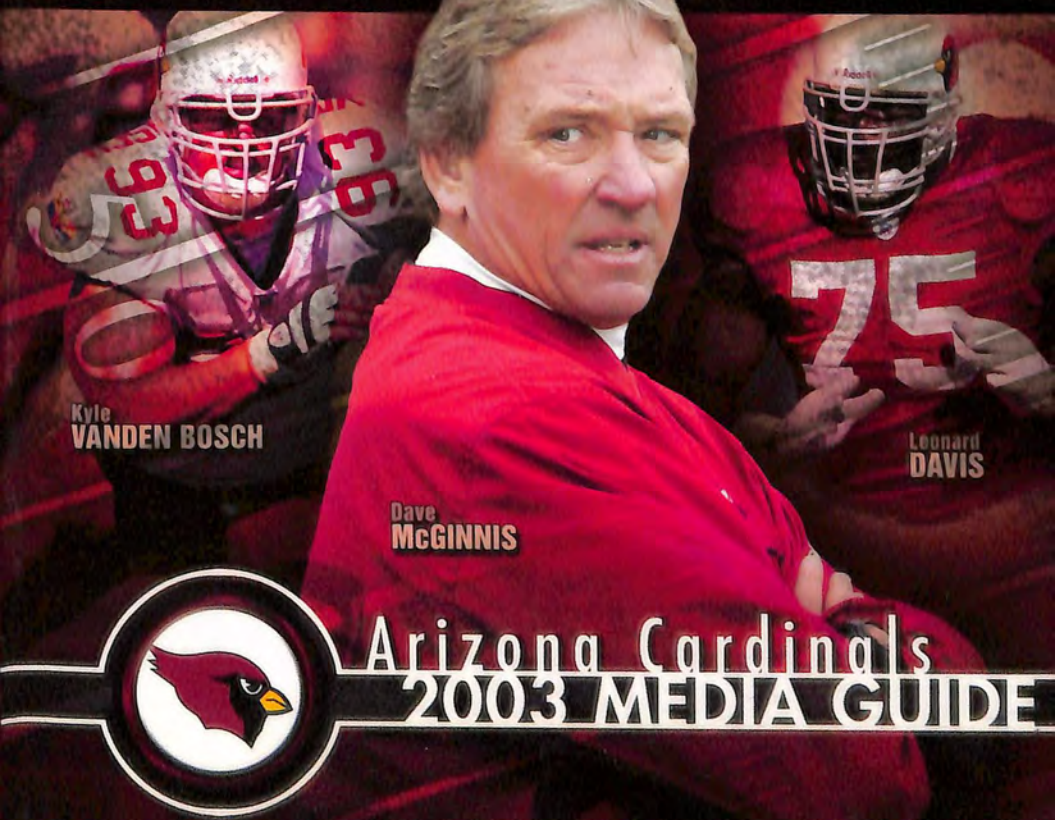




**Jeff
BLAKE**

**Emmitt
SMITH**

**Dexter
JACKSON**



**Kyle
VANDEN BOSCH**

**Dave
McGINNIS**

**Leonard
DAVIS**



Arizona Cardinals 2003 MEDIA GUIDE



LONG LIVE

Sunday

Real

YOU MAKE THE GAME





More publications available at:

www.retroseasons.com/library/

2003 Arizona Schedule


Preseason

Date	Opponent	Site	Site Time	Arizona Time
Saturday, August 9	Dallas Cowboys	Sun Devil Stadium	7:00 p.m.	7:00 p.m.
Saturday, August 16	@ San Diego Chargers	Qualcomm Stadium	7:00 p.m.	7:00 p.m.
Friday, August 22	Chicago Bears	Sun Devil Stadium	7:30 p.m.	7:30 p.m.
Thursday, August 28	@ Minnesota Vikings	Metrodome	7:00 p.m.	5:00 p.m.

Regular-Season

Date	Opponent	Site	Site Time	Arizona Time
Sunday, September 7	@ Detroit Lions	Ford Field	1:00 p.m.	10:00 a.m.
Sunday, September 14	Seattle Seahawks	Sun Devil Stadium	1:00 p.m.	1:00 p.m.
Sunday, September 21	Green Bay Packers	Sun Devil Stadium	1:00 p.m.	1:00 p.m.
Sunday, September 28	@ St. Louis Rams	Edward Jones Dome	Noon	10:00 a.m.
Sunday, October 5	@ Dallas Cowboys	Texas Stadium	Noon	10:00 a.m.
Sunday, October 12	Baltimore Ravens	Sun Devil Stadium	1:15 p.m.	1:15 p.m.
Sunday, October 19	Open Date			
Sunday, October 26	San Francisco 49ers	Sun Devil Stadium	2:05 p.m.	2:05 p.m.
Sunday, November 2	Cincinnati Bengals	Sun Devil Stadium	2:05 p.m.	2:05 p.m.
Sunday, November 9	@ Pittsburgh Steelers	Heinz Field	1:00 p.m.	11:00 a.m.
Sunday, November 16	@ Cleveland Browns	Cleveland Browns Stadium	1:00 p.m.	11:00 a.m.
Sunday, November 23	St. Louis Rams	Sun Devil Stadium	2:05 p.m.	2:05 p.m.
Sunday, November 30	@ Chicago Bears	Soldier Field	Noon	11:00 a.m.
Sunday, December 7	@ San Francisco 49ers	3Com Park	1:05 p.m.	2:05 p.m.
Sunday, December 14	Carolina Panthers	Sun Devil Stadium	2:15 p.m.	2:15 p.m.
Sunday, December 21	@ Seattle Seahawks	Seahawks Stadium	1:15 p.m.	2:15 p.m.
Sunday, December 28	Minnesota Vikings	Sun Devil Stadium	2:05 p.m.	2:05 p.m.

www.azcardinals.com



For more information on the new Cardinals' stadium, scheduled to open in 2006, see pages 440-441.

Alphabetical Roster

No.	Name	Pos.	Ht.	Wt.	Birth Date	NFL Exp.	College	Hometown
20	Anderson, Damien	RB	5-11	212	7/17/79	2	Northwestern	Wilmington, IL
69	Atoe, Talifaia	DT	6-2	321	2/24/80	R	Idaho	The Dalles, OR
84	Banks, Mike	TE	6-4	262	11/5/79	2	Iowa State	Boone, IA
36	Barrett, David	CB	5-10	208	12/22/77	4	Arkansas	Osceola, AR
94	Bell, Marcus	DT	6-2	339	6/1/79	3	Memphis	Memphis, TN
11	Blake, Jeff	QB	6-1	223	12/4/70	12	East Carolina	Orlando, FL
81	Boldin, Anguan	WR	6-1	218	10/3/80	R	Florida State	Pahokee, FL
91	Bryant, Wendell	DT	6-5	303	9/12/80	2	Wisconsin	St. Louis, MO
49f	Burton, Charles	OLB	6-1	240	5/6/79	1	Syracuse	Sugarland, TX
87	Bush, Steve	TE/LS	6-3	280	7/4/74	7	Arizona State	Paradise Valley, AZ
65	Clement, Anthony	T	6-8	333	4/10/76	6	S.W. Louisiana	Lafayette, LA
45	Comella, J.P.	FB	5-11	241	7/28/80	R	Boston College	Dorchester, MA
37	Cromartie, Robert	CB	5-9	194	1/19/80	R	Florida	Atlanta, GA
58	Darling, James	LB	6-1	247	12/29/74	7	Washington State	Kettle Falls, WA
75	Davis, Leonard	G	6-6	384	9/5/78	3	Texas	Wortham, TX
98	Davis, Russell	DT	6-4	314	3/28/75	5	North Carolina	Fayetteville, NC
49w	Diamond, Lorenzo	TE	6-3	256	12/15/79	R	Auburn	Biloxi, MS
67	Dishman, Chris	G	6-3	339	2/27/74	7	Nebraska	Cozad, NE
6	Duncan, Tim	K	6-2	210	6/12/79	1	Oklahoma	Clinton, OK
95	Dwyer, Nate	DT	6-3	313	9/30/78	1	Kansas	Stillwater, MN
27	Eason, Nijrell	DB	6-1	208	5/20/79	1	Arizona State	Long Beach, CA
51	Faulk, Trev	LB	6-3	254	8/6/81	1	Louisiana State	Lafayette, LA
52	Fisher, Levar	OLB	6-1	239	7/2/79	2	N. Carolina St.	Beaufort, NC
89	Foster, Larry	WR	5-10	195	11/7/76	4	Louisiana State	Harvey, LA
63	Garcia, Frank	C/G	6-2	290	1/28/72	8	Washington	Phoenix, AZ
47	Gilbert, Tony	LB	6-1	257	10/16/79	R	Georgia	Macon, GA
86	Gilmore, Bryan	WR	6-0	200	7/21/78	3	Midwestern St.	Lufkin, TX
64	Grace, Steve	C	6-3	292	2/13/79	2	Arizona	Honolulu, HI
7	Gramatica, Bill	K	5-10	189	7/10/78	3	South Florida	LaBelle, FL
13	Hamilton, Lawrence	WR	6-3	204	8/31/80	R	Stephen F. Austin	Marshall, TX
29	Harris, Quentin	S	6-1	214	1/26/77	2	Syracuse	Wilkes-Barre, PA
54	Hayes, Gerald	LB	6-1	237	10/10/80	R	Pittsburgh	Paterson, NJ
21	Hill, Renaldo	CB	5-11	194	11/12/78	3	Michigan State	Detroit, MI
48	Hodel, Nathan	LS	6-2	249	11/12/77	2	Illinois	Fairfield Heights, IL
42	Hodgins, James	FB	6-1	274	4/30/77	5	San Jose State	San Jose, CA
34	Jackson, Dexter	S	6-0	205	7/28/77	5	Florida State	Quincy, FL
83	Johnson, Bryant	WR	6-2	214	3/7/81	R	Penn State	Baltimore, MD
96	Johnson, Dennis	DE	6-5	269	12/4/79	2	Kentucky	Harrodsburg, KY
85	Jones, Freddie	TE	6-4	260	9/16/74	7	North Carolina	Landover, MD
59	Jones, Greg	LB	6-4	250	5/22/74	7	Colorado	Denver, CO
82	Kasper, Kevin	WR	6-1	197	12/23/77	3	Iowa	Hinsdale, IL
66	Kendall, Pete	G	6-5	279	7/9/73	8	Boston College	Weymouth, MA
72	King, Kenny	DE	6-3	285	4/23/81	R	Alabama	Daphne, AL
41	Lucas, Justin	S	5-10	211	7/15/76	5	Ablene Christian	Victoria, TX
80	McAddley, Jason	WR	6-2	200	7/28/79	2	Alabama	Oak Ridge, TN
12	McCown, Josh	QB	6-4	212	7/4/79	2	Sam Houston State	Jacksonville, TX
57	McKinnon, Ronald	MLB	6-0	245	9/20/73	8	North Alabama	Elba, AL
69	Moore, Alton	DE	6-7	297	11/11/79	1	Auburn	Bay Minette, AL
38	Nelson, Rhett	CB	6-0	201	2/16/80	R	Colorado State	Littleton, CO
14	Newhouse, Reggie	WR	6-1	191	2/16/81	R	Baylor	Dallas, TX
79	Pace, Calvin	DE	6-4	262	10/28/80	R	Wake Forest	Douglasville, GA
17	Parker, Ezekiel	WR	5-11	206	12/19/78	1	Louisville	Athens, AL

No.	Name	Pos.	Ht.	Wt.	Birth Date	NFL Exp.	College	Hometown
15	Parsons, Preston	QB	6-4	232	2/19/79	2	Northern Arizona	Beaverton, OR
10	Player, Scott	P	6-1	213	12/17/69	6	Florida State	St. Augustine, FL
19	Poole, Nathan	WR	6-2	210	2/1/77	2	Marshall	Danville, VA
61	Quinn, Dennis	DE	6-4	266	8/29/79	R	South Carolina	Washington, GA
25	Prentice, Travis	RB	6-0	227	12/8/76	4	Miami, O.	Louisville, KY
23	Rhinehart, Coby	CB	5-11	198	2/7/77	5	Southern Methodist	Dallas, TX
78	Rogers, Kendrick	T	6-5	311	10/10/76	1	Alabama A&M	Mobile, AL
73	Roundtree, Raleigh	G/T	6-5	344	8/31/75	7	South Carolina State	Augusta, GA
62	Sanderson, Watts	T	6-5	305	2/27/80	R	South Carolina	Tampa, FL
16	Savage, Antwone	WR	5-11	185	3/29/81	R	Oklahoma	Albany, GA
33	Scobey, Josh	RB	6-0	222	12/11/79	1	Kansas State	Oklahoma City, OK
70	Shelton, L.J.	T	6-6	335	3/21/76	5	Eastern Michigan	Rochester Hills, MI
31	Shipp, Marcel	RB	5-11	230	8/8/78	3	Massachusetts	Paterson, NJ
2	Simjanovski, Brian	P	6-4	187	5/29/81	R	San Diego State	Escondido, CA
22	Smith, Emmitt	RB	5-10	221	5/15/69	14	Florida	Escambia, FL
18	Soliday, Jake	WR	6-1	198	11/16/78	2	Northern Iowa	Mansfield, OH
76	Spikes, Cameron	G	6-4	325	11/6/76	5	Texas A&M	Madisonville, TX
50	Starkey, Jason	C	6-4	290	7/15/77	4	Marshall	Barboursville, WV
28	Starks, Duane	CB	5-10	174	5/23/74	6	Miami, Fla.	Miami, FL
44	Stone, Michael	CB	5-11	199	2/13/78	3	Memphis	Southfield, MI
92	Tanner, Barron	DT	6-3	360	9/14/73	6	Oklahoma	Athens, TX
55	Thompson, Ray	OLB	6-3	224	11/21/77	4	Tennessee	New Orleans, LA
93	Vanden Bosch, Kyle	DE	6-4	282	11/17/78	3	Nebraska	Larchwood, IA
97	Wakefield, Fred	DE	6-7	288	9/17/78	3	Illinois	Tuscola, IL
4	Walker, Marquise	WR	6-2	219	12/11/78	1	Michigan	Syracuse, NY
74	Wells, Reggie	T	6-4	298	11/3/80	R	Clarion (Pa.)	Liberty, PA
71	Whiting, Teag	G	6-3	310	4/16/79	1	Bingham Young	Burley, PA
24	Wilson, Adrian	DB	6-3	222	10/12/79	3	North Carolina State	High Point, NC
56	Woods, LeVar	OLB	6-3	244	3/15/78	3	Iowa	Larchwood, IA
68	Wragge, Tony	G	6-4	320	8/14/79	2	New Mexico State	Creighton, NE
53	Young, Michael	MLB	6-2	245	6/1/78	2	Illinois	St. Louis, MO

Numerical Roster

No.	Player	Pos.	No.	Player	Pos.	No.	Player	Pos.
2	Brian Simjanovski	P	38	Rhett Nelson	CB	70	L.J. Shelton	T
4	Marquise Walker	WR	41	Justin Lucas	S	71	Teag Whiting	G
6	Tim Duncan	K	42	James Hodgins	FB	72	Kenny King	DE
7	Bill Gramatica	K	44	Michael Stone	CB	73	Raleigh Roundtree	G/T
10	Scott Player	P	45	J.P. Comella	FB	74	Reggie Wells	T
11	Jeff Blake	QB	47	Tony Gilbert	LB	75	Leonard Davis	T
12	Josh McCown	QB	48	Nathan Hodel	LS	76	Cameron Spikes	G
13	Lawrence Hamilton	WR	49	Charles Burton	OLB	78	Kendrick Rogers	T
14	Reggie Newhouse	WR	49w	Lorenzo Diamond	TE	79	Calvin Pace	DE
15	Preston Parsons	QB	50	Jason Starkey	C	80	Jason McAddley	WR
16	Antwone Savage	WR	51	Trev Faulk	LB	81	Anquan Boldin	WR
17	Zeke Parker	WR	52	LeVar Fisher	OLB	82	Kevin Kasper	WR
18	Jake Soliday	WR	53	Michael Young	MLB	83	Bryant Johnson	WR
19	Nathan Poole	WR	54	Gerald Hayes	LB	84	Mike Banks	TE
20	Damien Anderson	RB	55	Ray Thompson	OLB	85	Freddie Jones	TE
21	Renaldo Hill	CB	56	LeVar Woods	OLB	86	Bryan Gilmore	WR
22	Emmitt Smith	RB	57	Ronald McKinnon	MLB	87	Steve Bush	TE/LS
23	Coby Rhinehart	CB	58	James Darling	LB	89	Larry Foster	WR
24	Adrian Wilson	DB	59	Greg Jones	LB	90	Alton Moore	DE
25	Travis Prentice	RB	61	Dennis Quinn	DE	91	Wendell Bryant	DT
27	Nijrell Eason	DB	62	Watts Sanderson	T	92	Barron Tanner	DT
28	Duane Starks	CB	63	Frank Garcia	C/G	93	Kyle Vanden Bosch	DE
29	Quentin Harris	S	64	Steve Grace	C	94	Marcus Bell	DT
31	Marcel Shipp	RB	65	Anthony Clement	T	95	Nate Dwyer	DE
33	Josh Scobey	RB	67	Chris Dishman	G	96	Dennis Johnson	DT
34	Dexter Jackson	S	66	Pete Kendall	G	97	Fred Wakefield	DE
36	David Barrett	G	68	Tony Wragge	G	98	Russell Davis	DT
37	Robert Cromartie	CB	69	Talifia Atoe	DT			

Covering The Cardinals

Game Day

Credential Requests

Members of the news media who have not been issued season credentials should request single-game credentials in writing on appropriate letterhead at least seven days in advance of the desired game. E-mail, mail, or FAX requests to Paul Jensen, Director of Public Relations, P.O. Box 888, Phoenix, AZ 85001-0888. **All credentials are issued to individuals. Credentials are not transferable!**

(Public Relations FAX: 602/379-1821)

Credential Security

The Cardinals require photo identification on season credentials. Contact the team's public relations department to make photo arrangements if you cannot provide a digital mug shot.

Credential Delivery

Credentials must be claimed in person for security purposes. If it is inconvenient to claim credentials at the Cardinals' public relations office at the team's training facility in south Tempe during normal working hours, they will be available with proper identification at the "will call" window located in the ticket office in the south end of Sun Devil Stadium (Fifth Street) on game days. **"Will call" opens three hours prior to kickoff.**

Sun Devil Stadium Media Entrance

The media entrance to Sun Devil Stadium is located at the southwest corner above the television parking pad for media holding credentials. Media members who must claim credentials at "will call" may enter the stadium in the vicinity of the ticket office located at the south end of Sun Devil Stadium off Fifth Street.

Photographers

Sideline photography in the National Football League is limited to working media on specific assignment for an accredited sports publication or news organization. **No freelance photographers are accommodated.** Only authorized network television and game personnel are admitted to the field without a camera. All field photographers must remain outside the bench areas and behind the broken lines that surround the entire perimeter of the playing field. All credentialed grips and messengers must remain on the perimeter of the playing field.

Telephones

The Cardinals provide numerous telephone extensions from the Arizona State University telephone system throughout the press box at Sun Devil Stadium. Media outlets desiring dedicated lines should place orders by contacting Qwest Communications (602/630-6314) for lines, and AT&T (1-800/555-8111) for instruments.

Locker Room Access/Post-Game Interviews

Members of the media wishing to conduct post-game interviews in the home and visiting locker rooms will be given access to players and coaches after the suggested "cooling-off" period following the conclusion of the game. Access is available only to individuals holding working credentials. Head Coach Dave McGinnis and selected Cardinal players will hold their post-game press conferences in an interview room located directly across the hall from the team's locker room. Due to space limitations, an interview tent is erected outside the back door of the visiting locker room for the visitors' post-game interviews.

Locker Room Locations

NFL locker rooms are located in a separate building outside the north end of Sun Devil Stadium. The Arizona locker room is the first room on the right; the visitors' locker room is at the end of the hallway.

Press Box/Locker Room Routing

To reach the locker rooms from the press box, media must take the elevator to the main concourse level. There is no suitable path to walk to ground level from the press box. Emerging from the elevator at ground level, proceed north (left) along the stadium concourse. Walk to field level through the stands. Members of the media are permitted to view the conclusion of the game from inside the field fence at the northwest corner of the field. They will be allowed to proceed to the dressing rooms after game participants exit the playing field. **Media members are asked not to attempt to interview game participants—players and coaches—as they exit the field.**

Parking

Press parking at Sun Devil Stadium is located in four places. Most media parking is located in three locations south and southwest of Sun Devil Stadium. A fourth ancillary location is east of the stadium. Parking lot maps are provided on the back of all parking passes.

FAX Service

Media requiring FAX service should contact a member of the Cardinal public relations staff prior to the game to fill out a simple form outlining their needs. A \$10 fee is charged for long-distance FAXing.

During The Week

General Protocol

For the Cardinals' public relations office to better serve media needs, all media members are asked to report to the public relations office upon arrival at the training facility to announce their presence and obtain a credential. All media must display a media credential for security purposes. No camera tripods are allowed.

Press Releases

The Cardinals issue press releases via electronic transmissions—e-mail and FAX. Press releases no longer are mailed. To be added to the Cardinals' e-mail address book for press releases, contact the public relations office.

Player Interviews

During the regular-season work week, the Cardinals' locker room is open to the media following practice during the players' lunch period. There is no media access to players on Tuesdays, their off day. Additional interview access also is available outside the locker room after the daily workouts and during pre-arranged appointments made through the public relations department.

Head Coach Dave McGinnis Interviews

McGinnis is available to the media as he leaves the practice field following each day's workout, including training camp. On Mondays following games and Tuesdays, the players' off day, McGinnis conducts a press conference in the interview room in the public relations department. Contact the Cardinals' public relations staff to verify times.

Assistant Coaches/Staff Interviews

Interviews with Cardinal assistant coaches and other members of the organization should be arranged through the public relations department. They also are available during the open locker room period.

Opponent Coach/Player Interviews

The head coach and a player from the Cardinals' upcoming opponent are interviewed via a mid-week speaker-phone conference call, usually Wednesday. Contact the Cardinals' public relations office each week to verify times.

Cardinals Public Relations Contacts

Paul Jensen Director of Public Relations

Office Direct Phone 602/379-1720

Office E-mail pjensen@cardinals.nfl.com

Home Phone 602/460-4324

Home E-mail desertnorwegian@cox.net

Greg Gladysiewski Media Coordinator

Office Direct Phone 602/379-1722

Office E-mail gregg@cardinals.nfl.com

Home Phone 480/964-2046

Chris Melvin Public Relations Assistant

Office Direct Phone 602/379-1882

Office E-mail cmelvin@cardinals.nfl.com

Cell Phone 602/705-6055

Amber Kelley Administrative Assistant

Office Direct Phone 602/379-1724

Office E-mail akelley@cardinals.nfl.com

Public Relations FAX 602/379-1821

Contents

Insert

2003 Schedule	A
Alphabetical Roster	B-C
Numerical Roster	C
Covering The Cardinals	D

Staff

Administrators and Football Staff	1-44
Staff Directory	4-5
William V. Bidwill, President	6
Michael Bidwill, Vice President and General Counsel	6-7
Rod Graves, V.P.-Football Operations.....	10
Jay Nienkark, Director of Player Administration	9
Rodd Newhouse, Pro Personnel Asst.	10
Jim Stanley, Pro Personnel Asst.	11
Jerry Hardaway, Scout	12
George Belu, Scout	12-13
George Boone, Scout	13-14
Jim Carmody, Scout	14
Bill Dekraker, Scout	15
Steve Keim, Scout	15
Bob Mazie, Scout	16
Lonnie Young, Scout	17
Support Staff	17-23
John Omohundro, Head Trainer.....	17-18
Jim Shearer, Assistant Trainer	18
Jeff Herndon, Assistant Trainer	19
Mark Ahlemeier, Equipment Manager.....	19
Steve Christensen, Asst. Equip. Mgr.....	20
Benny Greenberg, Video Director	20
Other Administrative Staff	21-24
Coaches	25-44
Dave McGinnis, Head Coach.....	26-29
Larry Marmie, Def. Coordinator.....	30-31
Jerry Sullivan, Off. Coordinator.....	31-32
Geep Chryst, Quarterbacks	32-33
Mike Devlin, Asst. Off. Line/ Offensive Quality Control	33
Jeff FitzGerald, Linebackers	34
Marty Galbraith, Tight Ends	35
Cary Godette, Def. Line Asst.....	36
Joe Greene, Defensive Line	36-37
Pete Hoener, Offensive Line	38
Hank Kuhlmann, Special Teams	38-39
Stan Kwan, Special Teams Asst./ Defensive Quality Control.....	40
Ron Milus, Defensive Backs	41
Bob Rogucki, Strength and Cond.	42
Johnny Roland, Running Backs	42-43
Tyke Tolbert, Wide Receivers	44



Players

Veteran Players	45-192
Draft Choices	193-201
Free Agents	202-208

2002 Review

Narrative	210-215-181
Game Summaries	216-223
Final Statistics	224-225
Defensive Statistics	226
Game-By-Game Statistics	227
Individual Rushing	228
Individual Passing	229
Individual Receiving	230-231
Place Kicking	232
Punting	232
Punt Returns	233
Kickoff Returns	233
Individual Defense	234-240
Starting Lineups	241
Game-By-Game Offense	242
Game-By-Game Defense	243
Miscellaneous Statistics	244
Team Superlatives	245
Cardinal Individual Superlatives	246
Opponent Individual Superlatives	247
Player Participation	248
Longest Plays	249
Turnovers (Giveaways).....	250-251
Turnovers (Takeaways).....	252-253
Inside-The-20 Efficiency.....	254-255
Drive Charts	256
"When" Statistics	256
Third-Down Efficiency.....	257
Possession Chart	258
Scoring By Quarters	259
Inactives	260

(Contents continued on page 2)

History

Franchise History	261-266
Cardinal Legend Retires	267
Jim Bakken 25 Years Later	268-270
All-Time Alphabetical Roster	271-282
All-Time Numerical Roster	283-296
Cards By Colleges	297-298
Retired Jersey Numbers	299
Annual Results	300
All-Time Results	301-344
Preseason History	345-348
All-Time Opponents	348
Rivalries	349-353
Annual Leaders	354-358
Annual Turnover Differentials	359
Annual Team First Downs, Rushing Passing	360-361
Annual Team Punts, Penalties, Touchdowns, Points	362-363
All-Time Cardinal Shutouts	364
All-Time Opponent Shutouts	364
All-Time Penalties	365
All-Time Two-Point Conversions	365
Defensive Touchdowns	366
Special-Teams Touchdowns	367
Cardinal Quarterbacks	368-369
Cardinal 100-Yard Rushers	369
Head Coaches	370
Assistant Coaches	370-372
Hottest/Coldest	372
Pro Bowlers	373
Monday Night Results	373
Overtime Games	374-375
All-NFL/Postseason Awards	376-378
The Last Time	379-381
Draft History	382-389
Draftees By School	389-390

Records

Single-Season Bests	392-393
Longest Plays	394-395
Individual Records	396-409
Scoring	396-397
Rushing	398-399
Passing	400-402
Receiving	403-404
Combined Yardage	404
Interceptions	404-405
Quarterback Sacks	405
Punting	406
Punt Returns	406-407
Kickoff Returns	407-408
Fumbles	408-409
Longevity	409
Team Records	410-417
Scoring	410-411
First Downs	411-412
Total Yards	412



Rushing	413
Passing	413-414
Interceptions	415
Penalties	415
Punting	416
Punt Returns	416
Kickoff Returns	416-417
Fumbles	417
Miscellaneous	417
Postseason Records	418-420
Individual, Game	418-419
Team, Game	419-420

Miscellaneous

2003 NFL Weekly Schedule	422-424
2003 NFL Team Schedules	425-429
2003 NFL Prime Time TV Schedule	430
2003 NFL Regular-Season TV Schedule	430
2000 Opponents	431-437
Baltimore Ravens	431
Carolina Panthers	431
Chicago Bears	432
Cincinnati Bengals	432
Cleveland Browns	433
Dallas Cowboys	433
Detroit Lions	434
Green Bay Packers	434
Minnesota Vikings	435
Pittsburgh Steelers	435
St. Louis Rams	436
San Diego Chargers	436
San Francisco 49ers	437
Seattle Seahawks	437
NFL Milestones	438-439
New Cardinals Stadium	440-441
Sun Devil Stadium	442
Training Facility	443
Cardinals Charities	444-445
Big Red	446
Cardinals Cheerleaders	447
Cards In The Community	448-449
Bidwill Benevolence	450
Cardinals Broadcasting	451-453
Training Camp	454
Media Directory	455-456
Road Accommodations	456



Cardinals Directory

Administration

William V. Bidwill.....	Chairman and President
Nancy J. Bidwill.....	Vice President
Thomas J. Guilfoil.....	Vice Chairman
Michael J. Bidwill.....	Vice President/ General Counsel
Rod Graves ...	Vice President-Football Operations
Melissa Gaspard.....	Executive Assistant/Paralegal
Lauri Majewski	Administrative Assistant
Lisa Mardeusz	Administrative Assistant

Coaching Staff

Dave McGinnis.....	Head Coach
Larry Marmie.....	Defensive Coordinator
Jerry Sullivan.....	Offensive Coordinator
Geep Chryst	Quarterbacks
Mike Devlin.....	Assistant Offensive Line/ Offensive Quality Control
Jeff FitzGerald	Linebackers
Marty Galbraith	Tight Ends
Cary Godette.....	Defensive Line Assistant
Joe Greene.....	Defensive Line
Pete Hoener.....	Offensive Line
Hank Kuhlmann	Special Teams
Stan Kwan.....	Special Teams Assistant/ Defensive Quality Control
Ron Milus.....	Defensive Backs
Bob Rogucki.....	Strength and Conditioning
Johnny Roland	Running Backs
Tyke Tolbert.....	Receivers
Ryan Capretta.....	Strength and Conditioning Intern
Karen Jackson	Administrative Assistant
Stephanie Smith	Administrative Assistant

Personnel

Rod Graves ...	Vice President-Football Operations
William V. Bidwill, Jr.	Vice President
Jay Nienkark ...	Director of Player Administration
Jim Stanley.....	Pro Personnel Assistant
Rodd Newhouse	Pro Personnel Assistant
George Boone.....	Scout
Jim Carmody.....	Scout
Steve Keim.....	Scout
George Belu.....	Scout
Bill Dekraker.....	Scout
Jerry Hardaway.....	Scout
Bob Mazie.....	Scout
Lonnie Young.....	Scout
Ann Jones.....	Administrative Assistant
Jennifer Sammartano.....	Administrative Assistant

Athletic Training/Medical

John Omohundro.....	Head Trainer
Jim Shearer.....	Assistant Trainer
Jeff Herndon.....	Assistant Trainer
Dr. Russell Chick ...	Team Physician (Orthopedist)
Dr. Wayne Kuhl.....	Team Physician (Internist)
Dr. Louis Rosenbaum	Team Ophthalmologist
Dr. Harvey Lester.....	Team Dentist
Dr. Curtis Maynard	Team Chiropractor
Dr. Dan Blackwood	Neuro-Psychologist
Tim Mangino.....	Massage Therapist
Brian Tufts.....	Massage Therapist
Rich Elsner.....	Physical Therapist
Ronnie Mullins.....	Team Nutritionist

Marketing/Sales

Ron Minegar....	Vice President-Marketing and Sales
Steve Bomar.....	Director of Ticketing
Jamie Brandt	Director of Ticket Sales
Scott Bull	Director of Group Sales
Joe Hickey.....	Director of Corporate Sales
Lisa Manning	Senior Director of Marketing
Pat Tankersley.....	Director of Cardinals Charities
Steve Walsh.....	Director of Operations
Cari Belanger-Maas.....	Manager of Suite and Guest Relations
Hallie Campbell.....	Account Executive
Steve Carlson	Account Executive
Justin Casey	Broadcast Coordinator/ Producer
Wendy Cooley.....	Entertainment Coordinator
Ryan Funk.....	Ticket Office Representative
Scott Gavin.....	Game Entertainment
Tressa Hanger.....	Corporate Sales Representative
Tom Hanny.....	Broadcast Manager/ Executive Producer
Michael Iaquina	Corporate Sales Representative
Marty Jones.....	Promotions Coordinator
Steve Krause	Account Executive
John Misch.....	Account Executive
Chrissy Mauck.....	Marketing Communications Coordinator
Ken Nichols.....	Ticket Office Representative
Jim Omohundro.....	Broadcast Coordinator/ Producer
Debbie O'Niell	Ticket Office Representative
Jeff Orenstein	Account Executive
Dave Pasch	Broadcaster
Mike Sawyer.....	Ticket Sales Manager
Erica Stoloff	Corporate and Broadcast Services Manager
Richard Tomey.....	Youth Football Coordinator
Adam Turner.....	Corporate Sales Representative
Colette Barker	Administrative Assistant

Accounting

Charley Schlegel.....	Treasurer and Chief Financial Officer
Judy Maloney.....	Accountant
Krista Winn.....	Accountant
Kim Fortney.....	Administrative Assistant
Marie Lay.....	Administrative Assistant
Karen Sisley.....	Administrative Assistant
Donna Yalowizer.....	Administrative Assistant

Cheerleaders

Molly Handy.....	Director of Cardinals Cheerleaders
------------------	---------------------------------------

Community Relations

Luis Zendejas.....	Director of Community Relations
Barbara Gill.....	Community Relations Coordinator
Shawn Clark.....	Fan Development Coordinator

Equipment

Mark Ahlemeier.....	Equipment Manager
Steve Christensen.....	Asst. Equipment Manager

Front Office

Nancy Keenoy.....	Office Manager
Estelle Moreno.....	Administrative Assistant
Tasha Vigil.....	Administrative Assistant

Information Services

Mark Feller.....	Information Services Director
Theresa Penniman.....	PC/LAN Administrator

Maintenance

Stefan Gunther.....	Superintendent
Bob Marum.....	Assistant Superintendent
Tim Peterson.....	Turf Manager
Bob Schindler.....	Assistant Turf Manager

Player Relations

Anthony Edwards.....	Director of Player Programs
Erin Roberts.....	Administrative Assistant

Public Relations

Paul Jensen.....	Director of Public Relations
Greg Gladysiewski.....	Media Coordinator
Chris Melvin.....	Public Relations Assistant
Amber Kelley.....	Administrative Assistant

Security

Rick Knight.....	Director of Security
------------------	----------------------

Team Shop

Tim Hammer.....	FMI General Manager
-----------------	---------------------

Video

Benny Greenberg.....	Video Director
----------------------	----------------

Quick Reference

Mailing Address

P.O. Box #888
Phoenix, AZ 85001-0888

Street Address

8701 S. Hardy Drive
Tempe, AZ 85284-2800

Glendale Office

5723 W. Glendale Avenue #B
Glendale, AZ 85301

Team Shop

Team Shop.....	602/379-1759
	877/994-6733

Telephones

Switchboard.....	602/379-0101
Glendale Office.....	623/266-5000
Administrative FAX.....	602/379-1819
Public Relations FAX.....	602/379-1821
Marketing FAX.....	602/379-1772
Glendale FAX.....	623/266-5009

Tickets

Ticket Office.....	602/379-0102
	800/999-1402
Ticket FAX.....	602/379-1773
Ticketmaster (Game).....	480/784-4444
	520/321-1000
Ticketmaster Web Site.....	www.ticketmaster.com

Game Day, Sun Devil Stadium

Press Box.....	480/965-6207
Ticket Office.....	480/965-8245
Press Box FAX.....	480/965-8289
A.S.U. Stadium Mgmt.....	480/965-3933
Fan Game Day Hotline.....	480/965-8777
Emergency.....	480/965-7064

Training Camp

Gabaldon Hall

Northern Arizona University

Flagstaff, AZ 86011

Administrative Offices.....	928/523-1818
Public Relations.....	928/523-1855
	928/523-1866
Public Relations FAX.....	928/523-1830
Media Work Room.....	928/523-1885
	928/523-1886
Fan Hotline.....	928/523-2273 (Statewide)
	602/379-1714 (Phoenix)

www.azcardinals.com



William V. Bidwill

President

College: Georgetown

Hometown: Chicago, Illinois

William V. Bidwill's association with the Cardinals began as a child ball boy on Chicago's South Side and continues today as owner and president.

The 72-year-old Chicago native presides over the oldest continuously-operated professional football franchise that dates to 1898. The Cardinals and the Chicago Bears are the two charter members of the National Football League (1920).

The Cardinals have remained in the Bidwill family since William's father, Charles, a prominent Chicago sports figure and member of the Pro Football Hall of Fame, purchased the team in 1932. Charles ran the club until his death in the Cardinals' NFL championship year of 1947.

His wife, Violet, guided the franchise's fortunes for the next 15 years, followed jointly by sons William and Charles, Jr. (Stormy). William became sole owner in 1972.

Named a Cardinal vice president during his undergraduate days at Georgetown University, William Bidwill returned to Chicago from the Navy in 1956 to begin assisting family interests that included football. When the Cardinals moved

to St. Louis in 1960, Bidwill returned to the organization on a full-time basis.

Bidwill remains involved in all areas of the Cardinals' day-to-day operation. He operates the organization in south Tempe, Arizona from its award-winning training facility the team has called home since construction was completed in September, 1990.

He has been credited with his leading role in bringing Super Bowl XXX to Arizona on January 28, 1996. He also was a pivotal voice in Arizona's original award of Super Bowl XXVII.

An active supporter of various civic and charitable organizations and endeavors, Bidwill directed the formation of Cardinals Charities, the team's organization dedicated to supporting worthy Arizona causes, shortly after the Cardinals arrived in the state.

Bidwill currently is seated on the NFL Broadcasting Committee and the new NFL Business Ventures Committee, and he co-chairs the NFL Retirement Board Trustees/Bert Bell/Pete Rozelle Planned Committee.

Bidwill and his wife, Nancy, are the parents of five children and have eight grandchildren. ♠



Michael Bidwill

Vice President
& General Counsel

College: St. Louis University

Hometown: St. Louis, Missouri

Cardinal Season: 8th

Facilitator of the Cardinals' administration is Michael Bidwill, the team's vice president and general counsel since 1996.

His leadership since joining the organization

after practicing law for seven years has been visible and undeniable, leading to an array of change.

The former federal prosecutor's most visible role remains development of the new Cardinals'

stadium, scheduled to open in 2006. Groundbreaking for the 63,000-seat, \$355-million multipurpose facility currently under construction in Glendale, Arizona, a west suburb of Phoenix, was held April 12, 2003. Bidwill has been a driving force in community and political arenas as the vision for the eventual public-private partnership evolved from concept to reality. He will continue to oversee the team's interests in the stadium's design and construction.



The successful efforts of Bidwill and other community leaders will bring the state of Arizona a new stadium home not only for the Cardinals, but also the Fiesta Bowl and future Super Bowls while also creating revenue streams to buoy the Cactus League (Arizona spring training baseball), fund community youth recreation, and double the state's tourism promotion budget in Maricopa County.

Bidwill was instrumental in the political campaign strategy that created the dramatic come-from-behind win on election night, 2000 when Maricopa County voters approved the stadium funding plan via Proposition 302. The measure also created the Tourism and Sports Authority (TSA) that has earmarked \$73.5 million over 30 years for youth and amateur sports in Maricopa County (greater Phoenix).

Already, the TSA has funded two projects currently under construction—a regional sports complex in Avondale, Arizona, and outdoor athletic fields at the South Mountain YMCA in south Phoenix.

In March, 2002, NFL Commissioner Paul Tagliabue named Bidwill to one of the league's most prominent committees, the Management Council Executive Committee, the NFL's labor relations council charged with bargaining with the players' association.

He also serves on the newly-formed Arizona Super Bowl Bid Committee that is pursuing a return of the NFL's title game to Arizona in 2008.

In other administrative capacities, Bidwill continues to help mold the Cardinals' future.

He spearheaded the restructuring of the Cardinals' marketing and sales department in 2000 and oversaw the restructuring of the team's community relations efforts in 2001.

The expanded community outreach was acknowledged in 2003 when *The* (Phoenix) *Business Journal* recognized the Cardinals for their proactive hands-on community efforts.

Bidwill's community focus has a particular eye toward the value of youth sports.

That awareness was recognized recently when

Bidwill received the 2003 Glenn S. "Pop" Warner Award, presented annually by the national youth football organization to an individual who has achieved excellence in athletics, scholarship, and life's endeavors with integrity and humanity. Bidwill was recognized for his support of youth sports in Arizona.

Past NFL Warner Award recipients include Kansas City Chiefs General Manager and Chief Executive Officer Carl Peterson (2002), Jacksonville

Jaguars owner Wayne Weaver (2001), Kansas City Chiefs owner Lamar Hunt (1997), Chicago Bear Hall of Fame linebacker Dick Butkus (1995), NFL Films President Steve Sabol (1994), NFL Commissioner Paul Tagliabue (1993), broadcaster and ex-Eagle Irv Cross (1982), and former team owners Joe Robbie (1984) and Edward J. DeBartolo, Jr. (1985). Other past recipients include college coaching legend Eddie Robinson, former NCAA President Richard Schultz, former U.S. presidential candidate H. Ross Perot, Duke University, the University of Pennsylvania, and the University of Notre Dame.


Bidwill's impact on the Cardinals' organization has been noticed. He is a past nominee for *Street and Smith's Sports Business Journal's* "40 Under 40" celebrating the achievements of 40 of the top young executives in sports, and was named to *The Business Journal's* "Valley 100-Plus Influential," the commerce publication's listing of prominent and influential business leaders in greater Phoenix.

From 1990-96, Bidwill was a federal prosecutor in Phoenix where he specialized in homicide and other violent crime cases. He also directed three task forces, including the FBI's gang task force on the Navajo Indian Reservation in northeast Arizona.

He received seven letters of commendation in his role with the U.S. Department of Justice from various law enforcement agencies.

Bidwill also is active in the community, serving on numerous committees and boards for a variety of Phoenix-area community and charitable organizations. Most recently, he has been named honorary chairman for the "Step Up For Youth" campaign to raise \$1.16 million to double the size of the Glendale/Peoria YMCA's facilities and add new programs and services.

He holds a 1987 bachelor of science degree in finance from St. Louis University and a 1990 law degree from Catholic University in Washington, D.C.

Born December 6, 1964 in St. Louis, Missouri, Bidwill resides in Paradise Valley, Arizona. 



Rod Graves

Vice President-
Football Operations

College: Texas Tech

Hometown: Houston, Texas

Cardinal Season: 7th

NFL Season: 20th

Rod Graves was promoted to the newly-created position of vice president-football operations following the 2002 season after six years as assistant to the president.

In his new position, Graves, 44, assumes responsibility for all facets of the Cardinals' football operations. He continues to serve as the team's primary contract negotiator in addition to overseeing college and professional scouting efforts, assisting salary-cap management, and consulting on other business aspects of the football operation.

Graves joined the Cardinals in June of 1997 after 13 years in various personnel capacities with the Chicago Bears. He was promoted to assume responsibility for administration of the Cardinals' scouting department in May of 1998.

A native of Houston, Texas, Graves began his career in professional football personnel work in 1982 as a regional scout for the Philadelphia Stars of the United States Football League. It was then he first crossed paths with former Cardinals' Head Coach Vince Tobin, the Stars' defensive coordina-

tor. In 1983, Graves was promoted to assistant director of player personnel.

He joined the National Football League in 1984 as a regional scout for the Chicago Bears, a position he held until promoted to director of college scouting in 1993, then director of player personnel in 1994.

During his tenure with the Bears, he worked for Bill Tobin, the team's director of player personnel and older brother of Vince Tobin, along with Cardinal Head Coach Dave McGinnis and running backs coach Johnny Roland.

Graves, who holds a bachelor's degree in economics from Texas Tech, is the son of the late Jackie Graves, the former assistant director of player personnel for the Philadelphia Eagles.

He currently serves on the NFL's C.E.C. Working Group Committee and the NFL College Advisory Committee. Graves also is a past member of the NFL World League Committee.

He resides in Phoenix with his wife, Dreama, and her two daughters, Brittany and Taylor. ♣



Jay Nienkark

Director of Player
Administration

College: Lamson J.C.

Hometown: Lost Nation, Iowa

Cardinal Season: 12th

NFL Season: 12th

Arizona Cardinals' "capologist" Jay Nienkark begins his 12th season with the team and his seventh in his current capacity as director of player administration after a five-year tenure as a staff assistant in the football personnel department.

He also serves as the Cards' training camp coordinator.

Nienkark is one of seven members of the NFL Management Council's Club Services Committee, which has helped develop new systems for player contract reporting, salary cap management, and information management.

The 39-year-old Nienkark utilizes his management, accounting, and computer background to serve as a foundation for negotiating player contracts, salary cap projections, implementing analysis methods for salary and player information for the Cardinals and around the NFL, analyzing league rookie pool and free agency trends, and


compliance with the NFL collective bargaining agreement and player personnel rules.

Nienkark also assisted in the design and implementation of the Cardinals' computerized professional scouting system.

Born and raised in Lost Nation, Iowa, population 500, Nienkark was forced to concentrate on baseball and basketball at Lost Nation High School, a school too small to field a football team.

Nienkark later served in the U.S. Air Force from 1986-90. Prior to joining the Cardinals in 1992, Nienkark held positions with Lamson (Ariz.) Junior College, Valley National Bank, and Circle K Corporation.

Nienkark holds an associate's degree in applied science in microcomputer operations from Lamson.

He lives in Chandler, Arizona with his wife, Julie, and their daughters, Brooke and Lauren. 



Rodd Newhouse

Pro Personnel Assistant

College: Rice

Hometown: Dallas, Texas

Cardinal Season: 5th

NFL Season: 6th

Rodd Newhouse begins his fifth season with the Cardinals as the club's pro personnel assistant, responsible for overseeing the team's evaluation of professional players, providing input into the club's personnel evaluation and decision-making process, handling matters involving the waiver procedure and free agent signings, and advance scouting of future opponents.

Following his collegiate football career as a running back at Rice University where he earned degrees in economics, managerial studies, and sports management, Newhouse signed briefly as a free agent with the Baltimore Ravens in 1998.

In the spring and fall of 1998, he worked for the Dallas Cowboys as an assistant to his father, Robert Newhouse, the Cowboys' player programs director, who played for Dallas from 1972-83 and was a member of three Super Bowl teams. The younger Newhouse facilitated various player community programs and monitored career development opportunities.

In the fall of 1998, Newhouse worked with the National Football League Management Council, NFL Properties (the league's marketing arm), and NFL Security.

As a member of the Management Council staff, Newhouse worked in the area of player pro-

grams and labor relations where he helped develop programs in continuing education and financial and career advancement for NFL players, spouses, and their families. He also helped monitor the league's salary cap reconciliation through analysis of contract negotiations and legalities as it pertained to the collective bargaining agreement, and was responsible for preparation of the data base for players obtained by the new Cleveland Browns' franchise via the expansion draft.

As a collegian at Rice, Newhouse gained 484 yards rushing and scored two touchdowns on 95 carries in 44 games (14 starts). He also caught five passes for 135 yards, including a career-long 62-yarder against Ohio State as a junior, and returned seven kickoffs for 114 yards.

Born May 21, 1975 in Dallas, Newhouse, who was selected to the under-16 U.S. National regional soccer team as a teenager, attended Lake Highlands High School in Dallas. His father, Robert, a former standout running back for the Dallas Cowboys, currently serves the Cowboys as director of player programs. His brother, Reggie, Baylor's career receiving leader, signed with the Cardinals as a free agent following the 2003 NFL Draft.

He resides in Chandler, Arizona. ♡



Jim Stanley

Pro Personnel Assistant

College: Texas A&M

Hometown: Lynch, Kentucky

Cardinal Season: 9th

NFL Season: 21st

Jim Stanley, the former head coach of the Michigan Panthers (USFL) and Oklahoma State University (O.S.U.), begins his ninth season in scouting after coaching the Cardinals' defensive line in 1994.

Stanley, a 13-year NFL coaching veteran, joined the Cardinals in 1995 following six seasons with the Houston Oilers, including 1993 when the Oilers set a club record with 52 quarterback sacks and ranked first in the NFL in both rushing defense (79.6 yards per game) and interceptions (26). Houston logged 50 sacks in 1992.

Before joining the Oilers, Stanley served as defensive coordinator for the Tampa Bay Buccaneers in 1986.

From 1983-84, he compiled a 22-14 record as head coach of the Panthers, a span that included a 12-6 mark, the USFL championship, and league coach-of-the-year honors in 1983.

He was defensive backs coach in 1979 for the New York Giants and from 1980-82 with the Atlanta Falcons.

As the six-year (1973-78) head coach at O.S.U., the Cowboys posted a 35-33-2 composite record and earned bowl victories in 1974 (Fiesta) and '76 (Tangerine). The latter 9-3 squad was Big Eight Conference co-champion. During his

Stillwater stay, he also was selected to coach in the East-West Shrine Game (1973), the Hula Bowl (1977), and the Japan Bowl (1977).

Prior to his promotion to the Oklahoma State head-coaching position, Stanley was the Cowboys' defensive coordinator/assistant head coach for the 1972 season in his second stint at O.S.U.

Earlier, he was defensive coordinator for the Canadian Football League's Winnipeg Blue Bombers (1971-72), the U.S. Naval Academy (1969-70), and O.S.U. (1963-68).

His first two college coaching positions were as an assistant at Southern Methodist (1961) and Texas-El Paso (1962).

Stanley began his coaching career in the Amarillo, Texas high school system from 1959-60.

As a player, Stanley was a three-year starter at Texas A&M under legendary Head Coach Paul "Bear" Bryant. He played offense (guard) and defense (tackle) for the Aggies who went undefeated in 1956.

Born June 22, 1934 in Lynch, Kentucky, Stanley and his wife, Sylvia, have four grown children—daughters Rhonda and Starlyn, and sons Mark and Matthew. ♣



Jerry Hardaway

Scout

College: Southern Illinois
Hometown: Memphis, Tennessee
Cardinal Season: 15th
NFL Season: 16th

Jerry Hardaway, who returned to the Cardinals' organization in 1996 after a one-year hiatus (1995) as an area scout for the expansion Carolina Panthers, returns to regional scouting in 2003 after four years as the Cardinals' national scouting coordinator.

Hardaway, who has coached extensively at the collegiate and high school levels, begins his 16th season with the Cardinals with primary responsibility for scouting the East.

He coached running backs and the defensive secondary during a three-year tenure at the University of California (1984-86) where he was utilized in national recruiting efforts.

Prior to joining the Cal staff, Hardaway spent six seasons (1978-83) under legendary Head Coach Eddie Robinson as running backs and special-teams coach at Grambling State. During Hardaway's stay, the Tigers registered a 49-14-4 composite record and four conference championships.

Hardaway began his collegiate coaching career at Memphis State where he tutored tight ends, offensive tackles, and special teams from 1975-77.

He also coached on the high school level, serving as head coach of Bolton H.S. in Memphis-Arlington, Tennessee in 1974 and head coach and athletic director at his alma mater, Salesian Prep, in Richmond, California prior to joining the Cardinals the first time.

As a player, Hardaway lettered as a fullback and tight end at Southern Illinois University (S.I.U.) where he was named co-captain in 1973.

Hardaway, born in Memphis, Tennessee but reared in Richmond, California, graduated from S.I.U. with a bachelor's degree in speech education in 1974. He also earned a master's degree in sports administration from Grambling State in 1979.

He and his wife, Lisa, have a son, Jason and a daughter, Jheri. They reside in Cary, N.C. 🐾



George Belu

Scout

College: Ohio University
Hometown: Lorain, Ohio
Cardinal Season: 3rd
NFL Season: 3rd

Veteran college football coach George Belu shifted career gears in 2001 when he joined the Cardinals' scouting staff.

In 2003, Belu will cover the North and Southeast sectors of the United States.

Belu, a 36-year coaching veteran who broke

into the profession in 1965, was the offensive coordinator at five schools and offensive line coach at six universities.

His coaching highlights include an 11-win season and Tangerine Bowl appearance at Miami (O.) in 1973, a Big Eight Conference title and two bowl

appearances at Colorado, an Orange Bowl trip at Louisiana State, and an Atlantic Coast Conference (A.C.C.) championship at North Carolina State.

His coaching pedigree was shaped by serving on the staffs of an impressive list of head coaches—Jim Caldwell (Wake Forest), John Cooper (Ohio State), Bill Mallory (Indiana, Colorado, and Miami, O.), Keith Piper (Denison), and Jerry Stovall (Louisiana State).

Belu spent the 2000 season at Ohio State as offensive line coach when the Buckeyes appeared in the Outback Bowl.

Prior to his brief stay in Columbus, he was the running-game coordinator at Wake Forest from 1997–99 during a resurgence in the Winston-Salem, North Carolina school's football fortunes. Under Belu's tutelage, the Demon Deacons' rushing attack made the second biggest improvement in A.C.C. history, jumping from 65.4 yards per game in 1998 to 175.7 yards per outing in 1999.

Unexpectedly, the Deacons ranked 31st nationally in rushing yardage in '99 and recorded the highest rushing totals by a Wake Forest team since 1984. In the process, Belu helped the Deacons earn a bowl bid for only the fifth time in school history (23–3 victory over Arizona State in the Aloha Bowl) and notch their first winning season since 1992.

Before landing at Wake Forest, Belu spent 13 seasons at Indiana as offensive coordinator and offensive line coach. The Hoosiers appeared in six


postseason games (All-American Bowl, Copper Bowl, Independence Bowl, Liberty Bowl, Peach Bowl twice) during Belu's tenure.

Individuals also excelled for Belu in Bloomington. Running back Anthony Thompson, a three-year Cardinal who was the team's second-round draft choice in 1990, led the Big Ten Conference in rushing for two consecutive seasons, was named the conference most valuable player by the *Chicago Tribune*, and was runner-up for the 1989 Heisman Trophy.

Belu's lengthy stay at Indiana was preceded by stops at Louisiana State (1980–83), North Carolina State (1979), Colorado (1974–78), Miami (1973), and Denison (1968–72).

During Belu's tenures, Louisiana State reached the Orange Bowl in 1982, N.C. State won the A.C.C. title in 1979, Colorado was co-champion of the Big Eight Conference in 1976 and earned bids to the Orange (1976) and Astro-Bluebonnet (1975) bowls, and Miami's 11–0 squad won the Mid-American Conference championship and a berth in the Tangerine Bowl in 1973.

Belu, a Lorain, O. native who holds bachelor of science and master of education degrees from Ohio University, is a member of the Lorain Football Sports Hall of Fame.

He has been married to his high school sweetheart, Janet, since 1961. They have two sons, David and Thomas, two daughters, Kathleen and Rebecca, and five grandchildren. 



George Boone

Scout

College: Kentucky

Hometown: Louisville, Kentucky

Cardinal Season: 27th

NFL Season: 33rd

George Boone, a long-time fixture in the Cardinals' scouting department, rejoined the team in 2001 after a nine-year hiatus. In 2003, he will cross check evaluations of the Cardinals' scouting staff and offer additional study of top collegiate players.

Prior to rejoining the Cardinals, Boone spent six years with the Indianapolis Colts, serving the team as director of player personnel (1994–97) and director of college scouting (1998–99).

Boone previously spent 24 years with the Cardinals' organization, serving as director of player personnel from 1973–91 when he oversaw

the club's scouting and drafting operations, directed the team's full-time scouts, and managed involvement with the National Scouting Combine, a personnel organization utilized by most NFL teams to pool scouting reports.

Before joining the Cardinals, Boone held a scouting position with the Central-Eastern Professional Organization (CEPO), a scouting combine also used by NFL teams. He worked three years for CEPO before accepting the assistant player personnel director's post with the Cardinals in 1968.

(George Boone continued on page 14)

(George Boone continued from page 13)

A native of Louisville, Kentucky, Boone is an alumnus of the University of Kentucky where he was a three-year starter at offensive and defensive tackle from 1957–59. He earned his bachelor's

and master's degrees in education at Kentucky where he also served as an assistant football coach for six years (1960–65).

He and his wife, Dedee, the parents of five grown children, reside in Phoenix. ♣



Jim Carmody

Scout

College: Tulane

Hometown: Shreveport, Louisiana

Cardinal Season: 9th

NFL Season: 9th

Jim Carmody, the former head coach at Southern Mississippi and a veteran of more than 30 years of coaching at various colleges and the NFL, enters his ninth season as a scout for the Cardinals.

In 2003, Carmody will primarily serve as a cross-checker of players in the Western area of the United States.

Prior to joining the Cardinals, Carmody completed a three-year (1992–94) stay as assistant head coach and defensive line coach at Mississippi in 1994, his second stint at Ole Miss.

Before rejoining the Rebel staff, Carmody was assistant head coach and secondary coach at Mississippi College for the 1991 season.

A graduate of Copiah-Lincoln Junior College and Tulane University, Carmody launched his collegiate coaching career as an offensive and defensive line coach at Tulane from 1961–62. He served as freshmen coach at Kentucky in 1963, followed by a three-year tenure as defensive line coach at Mississippi State from 1964–66.

He coached inside linebackers and the defensive

line at North Carolina from 1967–73, and the defensive line at Ole Miss from 1974–77 before the Rebels promoted him to defensive coordinator (1975–77). He later spent 1978–80 at Southern Mississippi as defensive coordinator and assistant head coach.

Following the 1981 campaign as defensive line coach for the Buffalo Bills, Carmody was named head coach at Southern Mississippi in 1982. In six seasons at the Hattiesburg, Mississippi school, Carmody's teams posted a 37–29 composite record, five winning seasons, and a 6–3 slate against in-state rivals Mississippi and Mississippi State.

He returned to the Mississippi State staff in December, 1988, serving two seasons (1989–90) as defensive coordinator and defensive line coach before going to Mississippi College.

In October, 1993, he was inducted into the Copiah-Lincoln Junior College Hall of Fame.

Born in Shreveport, La. and reared in New Orleans, Carmody is married to the former Earlyn "Noonie" Regouffre, also of New Orleans. They are the parents of four sons—Steve, Brian, Keith, and Chris. ♣



Bill Dekraker

Scout

College: Old Dominion

Hometown: Fairfax, Virginia

Cardinal Season: 4th

NFL Season: 8th

Bill Dekraker begins his fourth season as a member of the Cardinals' scouting staff. His primary area of responsibility will be the West after covering the Northeast since joining the Cardinals in 2000 following three seasons as a scouting assistant for the Carolina Panthers.

While with Carolina, Dekraker worked on draft preparation, attended workouts, and updated a new pro personnel computer program for the Panthers.

Prior to his time in Carolina, Dekraker spent one and one-half years at Indiana University as a recruiting assistant, where he took part in organizing recruiting visits, and worked with professional scouts visiting the school.

Dekraker also served as a scouting intern for the Washington Redskins from December 1995-January, 1997. His responsibilities in Washington included reviewing videos of draft prospects, charting plays during games, assisting with film breakdown, and coordinating training camp.

Before his time with the Redskins, Dekraker, a 1995 graduate of Old Dominion with a bachelor's degree in sports management, served in a variety of capacities with the Hampton Roads Sharks minor league football team and the National Hockey League's Washington Capitals.

He resides in Manassas, Virginia with his wife, Mariela. ♀



Steve Keim

Scout

College: North Carolina State

Hometown: Harrisburg, Pennsylvania

Cardinal Season: 5th

NFL Season: 5th

Steve Keim enters his fifth season with the Cardinals after joining the club in May, 1999 as a regional scout.

Formerly the Cards' scout in the East, Keim will primarily cross-check evaluations of players in the East one-half of the United States.

Keim attended Red Land High School in Lewisberry, Pennsylvania and earned a bachelor's degree in communications from North Carolina State.

A two-time all-Atlantic Coast Conference

selection as a guard at N.C. State, Keim had a brief stint in pro football as a free agent with the Miami Dolphins (1996) and Edmonton Eskimos (1997) of the Canadian Football League.

He served as assistant strength and conditioning coach at his alma mater for two years, assisted the recruiting coordinator with evaluations, and served as liaison to NFL personnel wishing to scout Wolfpack football players.

Keim resides in Raleigh, North Carolina. ♀



Bob Mazie

Scout

College: Waynesburg College

Hometown: Pittsburgh, Pennsylvania

Cardinal Season: 10th

NFL Season: 10th

Bob Mazie, with 38 years of experience in football, primarily on the college level, begins his 10th year as a regional scout for the Cardinals. His primary areas of responsibility are the Midwest and Southwest.

Mazie started his coaching career on the high school level in Pittsburgh from 1958-63 where he developed future NFL players Francis Peay and Larry Brown.

Mazie broke into the college ranks from 1965-66 as an assistant coach at Southwestern Oklahoma State, the first of two stints at the Weatherford, Oklahoma school, prior to a five-year tour (1967-71) at Southern Illinois (S.I.U.) as offensive line coach where he tutored future NFL players Lionel Antoine and Carl Mauck. The latter was the Cards' offensive line coach from 1996-97.

Mazie left S.I.U. to become assistant athletic director and head football coach at Kutztown (Pa.) State, providing the school its first winning season in several years with a 6-4 record in 1971. At Kutztown, he coached future Dallas Cowboy running back Doug Dennison.


The University of Dayton was Mazie's next stop from 1972-75, first as an assistant, then as offensive coordinator. During his time directing the offense, the Flyers set several school passing records, including a single-season mark of 1,992

passing yards.

Mazie returned to Southwestern Oklahoma State as head coach in 1978, compiling a 38-38-2 (.500) composite slate over eight seasons that would have read 44-32-2 (.577), but a player ruled ineligible at the end of the 1981 season dropped that year's 9-2 record to 3-8. Overall, the squad led the Oklahoma Intercollegiate Conference in defense five times (1978-79, '82-83, '85). Mazie was named the league's coach-of-the-year in 1985. One of his standout Bulldog players was future Cardinal punter Carl Birdsong.

Born March 29, 1938 in Pittsburgh, Pa., Mazie played collegiately at Waynesburg (Pa.) College where he was a four-year letterman, senior captain, and all-conference and all-state at tight end and defensive end while earning his bachelor's degree in social studies and history in 1957.

He later continued his education and playing career, playing for the U.S. Army service team, captaining the Wheeling Ironmen of the Continental Football League in 1961-62, and completing a master's degree in education at Southwestern Oklahoma State in 1965.

Mazie and his wife, Inez, who reside in The Woodlands, Texas, are the parents of four daughters and a son. They have 11 grandchildren and one great-grandchild. 



Lonnie Young

Scout

College: Michigan State

Hometown: Flint, Michigan

Cardinal Season: 7th

NFL Season: 13th

Lonnie Young, a 11-year NFL veteran with three teams, including six as a Cardinal safety (1985–90), is the newest member of Arizona's scouting department. His primary area of responsibility will be the Northeast.

Originally selected by the Cardinals in the 12th round (325th overall) of the 1985 NFL Draft, Young played in 150 NFL games (97 starts) with the Cardinals (1985–90), N.Y. Jets (1991–93, '95), and San Diego Chargers (1994). His professional statistics included 720 total tackles (540 solos), 11 pass interceptions, 14 fumble recoveries, 9 forced fumbles, 44 pass deflections, and 2 quarterback sacks.

Young attended Beecher High School in his native Flint, Michigan and was a two-year starting cornerback at Michigan State where his roommate was former N.Y. Giant linebacker Carl Banks.

After an outstanding college career for the Spartans, Young earned all-rookie notice in 1985 when he led all Cardinal defensive backs with

three interceptions and added 92 tackles and six pass deflections as a 10-game starter. He was the team's starting free safety for 72 of his 82 games in a Cardinal uniform, logging 470 tackles, 8 interceptions, and 8 fumble recoveries.

He was an honorable mention all-pro for the Cardinals in 1988.

Prior to the start of the 1991 season, Young was traded to the N.Y. Jets for a ninth-round draft pick. He was the Jets' starting free safety for the next two seasons. After spending 1994 with San Diego as a member of the Chargers' AFC championship squad but inactive for the postseason and Super Bowl XXIX, Young returned for two final seasons with the Jets from 1995–96.

Following his retirement as a player after the 1996 season, Young has worked in private business and last year served as a personnel scout for the N.Y. Jets.

Young resides in Holbrook, New York. 📍



John Omohundro

Head Trainer

College: Wyoming

Hometown: Salt Lake City, Utah

Cardinal Season: 37th

NFL Season: 37th

John Omohundro, the NFL's senior trainer, begins his 37th season with the Cardinals and his 33rd campaign as the team's head trainer.

Omohundro and his assistants, Jim Shearer and Jeff Herndon, gained notoriety in 1993 when they were named the National Football League's athletic

training staff-of-the-year by the Professional Football Athletic Trainers Society (PFATS). They were recognized for that achievement at the annual Ed Block Courage Awards Dinner.

During high school, Omohundro's career in ath-

(John Omohundro continued on page 18)

(John Omohundro continued from page 17)

letics and life-long love affair with baseball began wholesomely as the winner of a contest to become bat boy for the Pacific Coast League Salt Lake City Bees in his hometown. Omohundro soon became a jack-of-all-trades around the Bees' clubhouse in the late 1950s and early '60s with future major leaguers like Gene Freese, Dick Hall, and Dick Stuart, and performing as a clubhouse assistant, traveling secretary, and assistant trainer for future San Francisco Giants head trainer Al Wylder.

Omohundro began his undergraduate studies while serving as head trainer at the College of Southern Utah from 1961-62. He spent 1962-65 in Laramie, Wyoming at the University of Wyoming, serving as a student athletic trainer during his undergraduate studies. After earning his bachelor's degree in physical education/allied health sciences in 1965, Omohundro remained as a graduate assistant trainer.

He also served six years as a sergeant in the U.S. Army Reserve as a senior medical specialist, including one stint on active duty from January-June, 1967 before beginning his long association with the Cardinals in time for the 1967 football season.

He served as the team's assistant trainer for four seasons (1967-70) before his promotion to head trainer in 1971.

Omohundro has taken an active role in his professional associations throughout his career. He served PFATS as secretary/treasurer from 1976-82, followed by a two-year term as the National Football Conference representative. He also is the former member of the National Athletic Trainers Association (NATA) Ethics Committee. In 1993, NATA named Omohundro recipient of its 25-year distinguished service award. Omohundro also is a former chairman of the Missouri State Athletic Trainer Advisory Committee.

Omohundro is a member of the Missouri Sports Hall of Fame, and a member of the International Narcotics Officers' Association.

In 1999, Seton Catholic High School in Chandler, Arizona honored Omohundro's support and fund-raising efforts for the school's baseball program by naming its field "John Omohundro Field."

Omohundro, wife Martha, sons John and Jim, and daughter Neely, reside in Tempe, Arizona. ♣



Jim Shearer

Assistant Trainer

College: Wyoming

Hometown: Worland, Wyoming

Cardinal Season: 30th

NFL Season: 30th

Jim "The Machine" Shearer enters his 30th year with the Cardinals, assisting in all aspects of the training and medical areas.

Shearer, fellow assistant Jeff Herndon, and head trainer John Omohundro were named the National Football League's 1993 athletic training staff-of-the-year by the Professional Football Athletic Trainers Society (PFATS) and recognized for that achievement at the annual Ed Block Courage Awards Dinner.

A graduate of the University of Wyoming with

a bachelor's degree in physical education, Shearer worked in Gillette, Wyoming as the city's assistant recreation director and head trainer at Gillette High School before returning to Wyoming as a graduate assistant trainer in 1973-74. He joined the Cardinals in 1974.

Born in Worland, Wyoming, Shearer and his wife, Nelma, have a son, Christopher, and a daughter, Sarah. They reside in Tempe, Arizona. ♣



Jeff Herndon

Assistant Trainer

College: Missouri

Hometown: Boone County, Missouri

Cardinal Season: 18th

NFL Season: 18th

Jeff Herndon enters his 18th season on the Cardinals' training staff.

Herndon, fellow assistant trainer Jim Shearer, and head trainer John Omohundro were named the National Football League's 1993 athletic training staff-of-the-year by the Professional Football Athletic Trainers Society (PFATS) and recognized for that achievement at the annual Ed Block Courage Awards Dinner.

Herndon earned a master's degree in physical education from Syracuse University in 1985 after

completing his undergraduate work at the University of Missouri.

The Boone County, Missouri native first worked with the Cardinals during the 1984 and '85 preseason training camps. He followed that initiation as athletic trainer at Tascosa High School in Amarillo, Texas from 1985-86 before rejoining the Cardinals in 1986.

Herndon and his wife, Gail, reside in Gilbert, Arizona with their daughter, Elisabeth Marie. ♡



Mark Ahlemeier

Equipment Manager

College: Florissant Valley

Hometown: St. Louis, Missouri

Cardinal Season: 23rd

NFL Season: 23rd

Mark Ahlemeier enters his 17th season as the Cardinals' equipment manager after succeeding 21-year equipment manager Bill Simmons in April, 1987. He had served as Simmons' assistant for six years.

Ahlemeier was born in St. Charles, Mo. and

raised in nearby Woodson Terrace. He attended Ritenour High School and Florissant Valley College in St. Louis.

He and his wife, Patti, have three children—daughters Mandy and Molly, and son Mark. They live in Tempe, Arizona. ♡



Steve Christensen

Assistant Equipment Manager

College: New Mexico State

Hometown: St. Cloud, Minnesota

Cardinal Season: 16th

NFL Season: 16th

Steve Christensen enters his 16th year as the Cardinals' assistant equipment manager, assisting department head Mark Ahlemeier in all phases of the team's logistical and equipment preparations.

Born in St. Cloud, Minnesota, Christensen attended Bozeman (Mont.) High School before enrolling at New Mexico State University and later Western Montana College to study art education.

After working at both schools as a student equipment manager, Christensen was appointed to the equipment staff at Arizona State University as an assistant in 1982. He remained with the Sun Devils until joining the Cardinals in June of 1988 shortly after the team's arrival in Arizona.

The father of one daughter, Kelsey, Christensen resides in Chandler, Arizona. ♣



Benny Greenberg

Video Director

College: Washington (Mo.)

Hometown: St. Louis, Missouri

Cardinal Season: 38th

NFL Season: 38th

The 2003 season marks Benny Greenberg's 38th year of affiliation with the Cardinals as the team's video director.

In 2001, Greenberg was an instrumental cog in the transition from videotape to digital practice and game footage.

A St. Louis native who spent his entire life in the Gateway City before the Cardinals' move to Arizona in 1988, Greenberg owned and operated photography stores until the team's move to Arizona in addition to his film and video duties with the Cardinals that include videotaping games

and practices.

Greenberg also worked as a cameraman for St. Louis television stations, positions he held concurrently with part-time work for the Cardinals that began in 1966. He joined the Cards on a full-time basis in 1970.

He studied mechanical engineering at Washington University in St. Louis for three years in the 1940s.

Greenberg and his wife, Bebe, reside in Scottsdale, Arizona. They have two sons, Mark and Barry, and four grandchildren. ♣

Administrative Staff



Thomas J. Guilfoil
Vice Chairman



William V. Bidwill
Vice President



Charley Schlegel
Treasurer and
C.F.O.



Ron Minegar
Vice President-
Mktg. & Sales



**Colette
Barker**



**Cari
Belanger-Maas**



**Dr. Dan
Blackwood**



**Big
Red**



**Steve
Bomar**



**Jamie
Brandt**

Kyle Vanden Bosch



**Scott
Bull**



**Hallie
Campbell**



**Steve
Carlson**



**Justin
Casey**



**Dr. Russell
Chick**



**Shawn
Clark**

(Administrative Staff continued from page 21)



Wendy
Cooley



Anthony
Edwards



Rich
Elsner



Mark
Feller



Kim
Fortney



Ryan
Funk



Melissa
Gaspard



Scott
Gavin



Barbara
Gill



Greg
Gladysiewski



Stefan
Gunther



Molly
Handy



Tressa
Hanger



Tom
Hanny



Joe
Hickey

Wendell Bryant



Mike
Iaquina



Karen
Jackson



Paul
Jensen



Ann
Jones



Martin
Jones



Nancy
Keenoy



Amber
Kelley



Rick
Knight



Steve
Krause



Dr. Wayne
Kuhl



Head Coach Dave McGinnis



Marie
Lay



Dr. Harvey
Lester



Lauri
Majewski



Judy
Maloney



Tim
Mangino



Lisa
Manning



Lisa
Mardeusz



Bob
Marum



Chrissy
Mauck



Dr. Curtis
Maynard



Chris
Melvin



John
Misch



Estelle
Moreno



Ronnie
Mullins



Ken
Nichols



Jim
Omohundro



Debbie
O'Niell



Jeff
Orenstein



Dave
Pasch



Theresa
Penniman



Tim
Peterson



Erin
Roberts



Dr. Louis
Rosenbaum



Jennifer
Sammartano



Pete Kendall



Mike
Sawyer



Bob
Schindler



Karen
Sisley



Stephanie
Smith



Erica
Stoloff



Pat
Tankersley



Richard
Toney



Brian
Tufts



Adam
Turner



Tasha
Vigil



Steve
Walsh



Krista
Winn



Donna
Yalowizer



Luis
Zendejas



COACHES



Dave McGinnis

Head Coach

College: Texas Christian

Hometown: Snyder, Texas

Head Coach Season: 3rd

Cardinal Season: 8th

NFL Season: 18th

Dave McGinnis, although born in Independence, Kansas (August 7, 1951), is a west Texan (and dang proud of it), complete with wit, charm, drawl, and blunt, dad-gum honesty. He is rooted in the small-town values instilled by a childhood in Snyder, Texas, located, as he characteristically phrases it, "30 miles northwest of Sweetwater, 44 miles south of Post, 26 miles west of Rotan, and 15 miles due east of Gail."

Sure thing, coach!

He is a man of simple tastes (Mexican food chased with Diet Dr. Pepper, music from country to jazz, regular exercise, a good laugh, golf, travel that includes vacations in—get this—Timpson, Texas, reading "anything and everything," and high school football games) and deep convictions (faith, family, work ethic, and common decency).

He's dynamic, organized, personable, assertive, polished, and, what else, homespun. He's also a Frog. (More on that later.)

He communicates, motivates, and tackles life—and his football team—with zeal and passion. He is all about the fiber and fabric of the sport he loves.

McGinnis is all these things and more, and since December 18, 2000, he also is a head coach in the National Football League!

Cardinals' President William V. Bidwill began and ended the search for his team's 32nd head coach with a no-doubt-about-it glance down the hall when he lassoed McGinnis, fulfilling a career-long dream of the Cards' respected five-year defensive coordinator.

In McGinnis, the Cardinals hitched their wagon to a born leader.

So You Wanna Be A Head Coach!

What McGinnis did with patented zest in his first two years as a head coach is simple: He revived a franchise by infusing passion and enthusiasm into the team and its community.

He has led throughout!

McGinnis pushed the right buttons as he embarked on his head-coaching career in 2001. His first order of business, a roster makeover, was

swift and decisive. When his paring was complete, an undaunted McGinnis fielded the NFL's youngest team, one that averaged 25.2 years of age/3.3 years of NFL experience on opening day. Nearly two-thirds of the roster that included 13 rookies (eight draft picks, five free agents) and 18 new faces from the 2000 opening-day roster offered three years or less of NFL experience. Thirteen rookies were the team's most since 1988. Seven rookies started at least one game!

McGinnis overhauled the offense, and improvement was immediate. Behind the NFL's largest offensive line, averaging 6–5.5 inches and 326.6 pounds, the unit committed only 14 pass interceptions and 27 total turnovers (14 interceptions/13 lost fumbles), a team low in a 16-game season. The Cards went consecutive games without a turnover for the first time since 1982 (307 games). A 45-point outburst against Detroit was Arizona's highest scoring output since 1977 (332 games). The Cards suffered only 29 quarterback sacks, the franchise's fewest in a 16-game season. And 10 rushing touchdowns bettered nine other teams—Atlanta, Buffalo, Carolina, Cleveland, Dallas, Denver, Detroit, New Orleans, and Philadelphia.

The Cardinals' defense, McGinnis' specialty, entered 2001 with little fanfare and its share of detractors following the off-season departures of two Pro Bowlers—cornerback Aeneas Williams and defensive end Simeon Rice—and five other linemen—Andre Wadsworth, Mark Smith, Brad Ottis, Corey Sears, and Tony McCoy—who made starts a year earlier. McGinnis and his first defensive staff instead fielded a spirited, selfless, unheralded unit that acquitted itself consistently throughout the season.

The surprising Cardinal defenders allowed fewer yards (5,685–5,737), significantly fewer rushing yards (2,087–2,609), and most importantly, fewer points (343–443) and touchdowns (39–52) than the 2000 unit featuring the high-profile veterans. The 343 opponent points were the fewest allowed by Arizona since 1994 (267).

Arizona's defense scored five touchdowns, a

feat accomplished only four other times since 1960 (1995, '87, '64, '61) in franchise history.

Arizona held 11 opponents to 20 points or less, a team best since 1994 (13 opponents).

The Cardinal defense also teamed with quarterback Jake Plummer's resurgence to produce a plus-three interception differential (14 thrown/17 made), a squad best since 1994 (19 thrown/23 made).

Ten opponent rushing touchdowns were the second fewest against the Cardinals in a 16-game season (7, 1994).

The defensive improvement was all the more remarkable considering the constant flux of personnel. Arizona fielded 14 different starting defensive combinations in 16 games—seven front fours, four sets of linebackers, and seven defensive secondaries!

Overall, Arizona was flagged for only 72 penalties (620 yards), the fifth lowest total in the NFL and the second fewest in the NFC. The 620 penalty yards were the NFC low.

Inexperience and growing pains brought only two victories in the first eight outings, but the season's second half was a totally different story when only 17 points separated the Cardinals from a perfect 8-0 slate.

In all, the season was typical of any growth spurt—youthful mistakes leading to maturation providing optimism and promise for the future. The Cards more than doubled their victory total from the previous season and flirted with more in an assortment of tantalizing near-misses.

"What we did with the NFL's youngest team bodes well for the future," was McGinnis' simple assessment following his first season as a head coach.

He was proving prophetic at the outset of 2002, again pushing the right buttons, again fielding one of the NFL's youngest teams.

The Cards won four of their first six assignments. They jumped to a 3-2 start, the first time since 1991 they sported a record over .500 five games into a season. The next week they improved to their first 4-2 start since 1988.

The Cardinals, a new member of the National Football Conference Western Division in the realigned NFL, headed to San Francisco the eighth week of the season for a first-place showdown with the 49ers. Besides a 38-28 loss, Arizona began to suffer a stunning progression of injuries, primarily on offense, that spelled defeat in nine of the final 10 contests.



Arizona lost 95 starter and replacement starter games to injury, most on offense and most during the season's second half. By the campaign's end, there were 16 players on reserve lists. By comparison, the Cards lost just 60 starter games to injury in 2001 when there were only 10 players on "injured reserve."

By the time Arizona traveled to Denver for the 2002 regular-season finale, the Cardinals faced the Broncos without their top four wide receivers, four of their five starting offensive linemen, the regular running back, and two defensive backs.

In all, 41 players started games for the 2002 Cardinals.

(Head Coach Dave McGinnis continued on page 28)

Pedigree

The sports-minded McGinnis—he excelled in football and baseball for the Snyder High School Fighting Tigers, became an avid golfer, and remains a regular exerciser—gravitated to football quickly and comfortably, like his favorite pair of blue jeans. It became his first love. A childhood in football-mad Texas does that to a kid.

En route to the Cardinals, McGinnis played for or coached under the likes of Jim Dickey (Kansas State), NFL legend and television personality Mike Ditka (Chicago Bears), Al Onofrio (Missouri), Jim Pittman (Texas Christian), Dennis Raelz (Indiana State), Jim Shofner (T.C.U.), Vince Tobin (Missouri, Bears, Cardinals), and Miami Dolphins' Head Coach Dave Wannstedt (Bears).

Yet, McGinnis still credits his high school football and baseball coach, Speedy Moffett, for instilling the tenets he has followed throughout his athletic career. It's a Texas thing.

"He preached the necessity of putting your values and goals in direct line with the values and goals of your team," McGinnis lauds.

"Mac," as he had become known to friends and associates, was rewarded with a football scholarship to—here comes the Frog part—Texas Christian University (T.C.U.), the Horned Frogs! A defensive back, McGinnis was a two-year starter (1971–72) and three-time letterman (1970–72). His five interceptions as a junior tied for the team lead. He also earned a bachelor's degree in business administration.

The Coaching Climb

McGinnis spent the first 13 years of his coaching career in the collegiate ranks, beginning at his alma mater, T.C.U., as a graduate assistant from 1973–74. In 1975, he moved to Missouri, first as a graduate assistant (1975), then as defensive backs coach (1976–77). After a stay at Indiana State as secondary coach that began in 1978, McGinnis returned to T.C.U. in 1982 for one season as defensive backfield coach before joining Kansas State as defensive ends and linebackers coach from 1983–85.

Da Bears

By 1986, professional football came calling in the form of the unforgettable Chicago Bears, fresh from their dominating Super Bowl-championship season of 1985.

McGinnis had landed in the lap of perhaps the most memorable collection of athletes and characters in NFL history. Behind the team's success and swagger, the principals—Ditka's high-profile nucleus of front-line players included Richard Dent, Gary Fencik, Dan Hampton, Wilber Marshall, Jim McMahon, Steve McMichael, Walter Payton, Mike Singletary, Otis Wilson, et

al—blended into a complicated labyrinth of ability, ego, independence, and style that accelerated the learning curve of the young, ascending coach.

McGinnis spent 10 seasons (1986–95) coaching the Bears' linebackers, a span that included nine playoff games. In his decade with the Bears, the Chicago defense ranked among the top six teams in fewest yards allowed seven times. McGinnis also was part of a defensive staff that led the NFL in fewest points allowed in 1986 (then NFL-record low of 187) and 1988 and ranked first or second in total defense from 1986–88.

In addition, McGinnis coached Pro Bowl players at all three linebacker positions—outside linebackers Wilson and Marshall, and middle linebacker Singletary, a 1998 Pro Football Hall of Fame inductee who made the Pro Bowl every season under McGinnis' tutelage.

Chicago also blessed him with two relationships that have enriched his life immeasurably—marriage to the former Kim Kvasnicka, who caught his eye at Kansas State, and a life-long bond with Singletary, who McGinnis feels is the toughest and most inspirational player he has coached.

Finding A Home In The Desert

McGinnis was pried from Chicago by Tobin in 1996 to join his first Cardinal coaching staff. "Mac" relished his first opportunity to coordinate an NFL defense and grow professionally.

McGinnis' first year at the Cardinals' defensive controls produced a unit that climbed from 26th overall in 1995 to 21st in '96, allowed nine fewer touchdowns, and fought its way from last in the NFL against the run (140.6 yards per game) in 1995 to 21st (116.4) in '96. In addition, Card opponents gained almost one full yard less per rushing attempt than in '95 (4.5–3.6) as eight of 16 Arizona opponents failed to crack 100 yards rushing.

In 1997, the Cards' third-down success on defense was noteworthy. Arizona's defenders held opponents to just 76 third-down conversions, second in the NFC to Tampa Bay (75), and allowed only one conversion in 27 third-and-long (11 or more yards) tries.

Consequently, the '97 Cardinal defense forced more punts—94—than all but three other teams (Detroit-97, Dallas-95, and Washington-95), and 36 percent more than 1996 (69 punts).

In addition, Arizona's defense yielded only 4.85 yards per pass on third down, an improvement of over a yard and one-half compared to 1996 (6.46 yards per third-down passing play).

The 1998 Cardinal defense helped lead the Cardinals into postseason play with 39 takeaways, trailing only NFC champion Atlanta (44) and Seattle (42) and nearly doubling Arizona's total from the previous season. Fielding 11 different



starting lineups in 16 regular-season games, the unit finished with three rookie or first-year starters and only four 16-game starters.

Attrition in the trenches hampered Arizona's overall 1999 defense, yet the group ranked ninth in the NFL against the pass, allowing only 197.3 air yards per game. His latest linebacking protegee, Ronald McKinnon, became the first 200-tackle defender in Cardinal history.

In 2000, the wheels came off. Seven games into the season, Bidwill looked to McGinnis to shepherd the team—and franchise—through what remained of the 3–13 shipwreck season as interim head coach.

He immediately appointed defensive backs coach Larry Marmie coordinator of the Cards' defense that was decimated by injuries, fielding 10 different starting alignments in its front seven. Only four defenders started every game.

The results were humbling, but the undaunted McGinnis found opportunity in adversity. A near-miss 21–10 loss to playoff-bound New Orleans on October 29 in McGinnis' first game at the Cards' helm set the stage for dramatics the following week.

As Maricopa County pondered the future of the Cardinals via its vote on a new stadium two days later, McGinnis led the Cards against the Washington Redskins and emerged with his first head-coaching victory in an emotional 16–15 upset victory. Poetically, the victory was sparked by Arizona's defense, primarily cornerback Aeneas Williams' NFL record-tying 104-yard fumble return for a touchdown.

The victory is credited with playing a significant role in Proposition 302's passage at the ballot box two days later. **L**

Dave McGinnis Coaching Ledger

Assistant Coach

Years	Position	School/Team	Affiliation	Head Coach
1973–74	Graduate Assistant	Texas Christian	Southwest Conference	Billy Tohill/Jim Shofner
1975	Graduate Assistant	Missouri	Big Eight Conference	Al Onofrio
1976–77	Defensive Backs	Missouri	Big Eight Conference	Al Onofrio
1978, '80–81	Defensive Backs	Indiana State	Missouri Valley Conference	Dick Jamieson/Dennis Raetz
1982	Defensive Backs	Texas Christian	Southwest Conference	F.A. Dry
1983–85	Defensive Ends/Linebackers	Kansas State	Big Eight Conference	Jim Dickey
1986–95	Linebackers	Chicago Bears	National Football League	Mike Ditka/Dave Wannstedt
1996–2000	Defensive Coordinator	Arizona Cardinals	National Football League	Vince Tobin

Head Coach

Years	Team	Record	Pct.	Notes
2000	Arizona Cardinals	0–1	.000	<ul style="list-style-type: none"> Named Cardinals' permanent head coach December 18, 2000 1–7 as interim head coach, replacing Vince Tobin
2001	Arizona Cardinals	7–9	.438	<ul style="list-style-type: none"> First full season as a head coach
2002	Arizona Cardinals	5–11	.313	<ul style="list-style-type: none"> 4–2 start
		12–21	.412	



Larry Marmie

Defensive Coordinator

College: Eastern Kentucky

Hometown: Barnesville, Ohio

Cardinal Season: 8th

NFL Season: 8th

Former Arizona State University Head Coach Larry Marmie begins his eighth year with the Cardinals and his third full season as defensive coordinator.

He served as the team's defensive backs coach from 1996 until midway through the 2000 season when he was elevated to the coordinator position following the appointment of then-defensive coordinator Dave McGinnis to interim head coach.

Marmie brought 26 years of collegiate coaching experience to the Cardinals in 1996 when he accepted his first professional coaching position.

Last season, Marmie watched his middle linebacker, Ronald McKinnon, lead the team in tackles for the fourth consecutive autumn. During the campaign, McKinnon appeared in his 100th game, made his 500th career solo tackle, and notched his 1,000th career total tackle.

Marmie's unheralded 2001 Arizona defense, minus two Pro Bowlers (cornerback Aeneas Williams and defensive end Simeon Rice) and five other linemen (Andre Wadsworth, Mark Smith, Brad Ottis, Corey Sears, and Tony McCoy) who made starts a year earlier, acquitted itself.

Despite 14 different starting combinations and generating only 19 quarterback sacks, the unit allowed fewer yards (5,685-5,737), significantly fewer rushing yards (2,087-2,609), and most importantly, fewer points (343-443) and touchdowns (39-52) than the higher-profiled 2000 defense.

The 343 opponent points were the fewest allowed by Arizona since 1994 (267) and the defenders held the opposition to 20 points or less 11 times, a team best since 1994 (13 opponents). Finally, Arizona's 2001 defense scored five touchdowns, a feat the Cards accomplished only four other times since 1960.

Earlier in Marmie's Cardinal tenure, Williams was recognized with his third, fourth, fifth, and sixth Pro Bowls. Williams' two 1997 interception returns for touchdowns led the NFC and raised his career total to six, breaking Hall of Famer Larry Wilson's team mark of five.

Strong safety Pat Tillman posted a team-leading 224 tackles in 2000, the highest single-season

total in franchise history.

Free safety Kwamie Lassiter blossomed in 1998 in his first extended playing time as a starter, equalling the NFL single-game record with four interceptions vs. San Diego in the regular-season finale. Lassiter's eight '98 interceptions led the NFC.

Lassiter also scored his first NFL touchdown in 1999, a 78-yard interception return against Philadelphia that ranks as the fifth longest in franchise history.

In 1998 during the Cardinals' return to post-season play, Marmie tutored a secondary that fielded a rookie starter in every game—free safety Tillman for the first 11, cornerback Corey Chavous for the last seven.

Marmie spent the 1995 season tutoring UCLA's defensive backs following three years (1992-94) as Tennessee's defensive coordinator in his second stint at the Knoxville school.

He was head coach at Arizona State from 1988-91, posting a 22-21-1 composite record, after earlier serving as the Sun Devils' defensive coordinator from 1985-87, a span that included A.S.U.'s 1986 Pac-10 Conference and Rose Bowl championship team. Marmie's '86 Sun Devil defensive unit led the Pac-10 in scoring defense.

The former Eastern Kentucky quarterback (1962-65) entered the coaching ranks at Berea (Ky.) High School (1966-67) following his collegiate playing career at Eastern under legendary coach Roy Kidd, a 2003 inductee into the College Football Hall of Fame. A four-year stint as secondary and defensive line coach at Morehead (Ky.) State (1968-71) followed before returning to E.K.U. for five seasons (1972-76) to coach the defensive line and linebackers.

Marmie later served as defensive coordinator at Tulsa (1977-78), defensive backfield coach at North Carolina (1979-82), and defensive coordinator in his first stay at Tennessee (1983-84) when he was named the Southeastern Conference assistant coach-of-the-year in 1983.

Marmie, a native of Barnesville, Ohio, holds a bachelor's degree (health, physical education, and

recreation) and a master's degree (education) from Eastern Kentucky.

He and his wife, Linda, have three married

children—daughters Vicki Ness and Cozy Hays, and son Larry, Jr.—and seven grandchildren. ♣



Jerry Sullivan

Offensive Coordinator

College: Delta State

Hometown: Miami, Florida

Cardinal Season: 3rd

NFL Season: 12th

Jerry Sullivan, long regarded as one of the NFL's finest receiving coaches, undertakes stewardship of the Cardinals' offensive fortunes in 2003 as the team's new offensive coordinator after two seasons as receivers coach.

Sullivan joined Head Coach Dave McGinnis' first staff in 2001 as a 27-year coaching veteran that included nine in the NFL and 18 at the collegiate level.

Prior to joining the Cardinals, Sullivan served as the receivers coach for the Detroit Lions (1997–2000) where he schooled one of the NFL's most potent receiving corps of Herman Moore, Johnnie Morton, and Germane Crowell. Before his tenure with Detroit, Sullivan spent five campaigns (1992–96) as receivers coach for the San Diego Chargers.

Last season, the undaunted Sullivan, faced with the unprecedented loss of his top four receivers (David Boston, Bryan Gilmore, MarTay Jenkins, and Frank Sanders) for 29 of the team's 95 starter games lost to injury, cobbled together an unheralded yet representative corps of inexperienced receivers—Jason McAddley, Kevin Kasper, Arnold Jackson, Nathan Poole, Jake Soliday, McAddley—that caught 62 passes for 731 yards and six touchdowns.

Boston blossomed under Sullivan's guidance in 2001, leading the NFL with 1,598 receiving yards that also set Arizona's single-season record en route to his first Pro Bowl selection as a consensus all-pro choice. Boston also led the NFL with nine 100-yard receiving games and became the second youngest (23 years, four months) player in league history to eclipse the 1,500-yard mark.

Born July 13, 1944 in Miami, Florida, Sullivan played football and baseball at Jackson High School in Miami before enrolling at Florida State to play football (quarterback). He transferred to Delta State after two years, receiving a bachelor of science degree in education in 1968, and a master's degree in

guidance and secondary education in 1969.

Sullivan began his coaching career at Cooper High School in Vicksburg, Mississippi in 1970 and entered the college ranks in 1971 as a graduate assistant at Kansas State where he subsequently served as freshmen coach in 1972.

After three years (1973–75) as tight ends and freshmen coach at Texas Tech, Sullivan spent the next seven years (1976–82) at South Carolina where he mentored the wide receivers. After serving the 1983 season at Indiana under Head Coach Sam Wyche, Sullivan began another seven-year stint, this time at Louisiana State. While at the Baton Rouge school, Sullivan helped the Tigers win the Southeastern Conference title in 1986 and '88 and honed the skills of two-time all-America wide receiver Wendell Davis, a first-round selection of the Chicago Bears in the 1988 NFL Draft.

After spending 1991 at Ohio State, Sullivan joined the Chargers and Head Coach Bobby Ross for the next five seasons (1992–96) when San Diego won AFC West titles with 11–5 records in 1992 and '94 and appeared in six playoff games, including Super Bowl XXIX in Miami to complete the 1994 season.

Notable among his accomplishments in San Diego was the development of Tony Martin into one of the top receivers in the NFL. In 1996, Martin tied for the NFL lead with 14 touchdown receptions with his second consecutive 1,000-yard season and his first Pro Bowl honor. The following season, Martin, a former college quarterback, set a Chargers' single-season record with 90 receptions.

When Ross was named head coach of the Detroit Lions in 1997, Sullivan joined him in the Motor City and worked his magic again with the Lions' receiving corps. The duo of Moore and Morton was the top receiving tandem in '97 with 184 receptions, ranked second in 1998 with 151 catches, and fourth in '99 with 161 grabs.

(Jerry Sullivan continued on page 32)

(Jerry Sullivan continued from page 31)

Moore's receptions in 1997 shared the NFL receiving lead with Oakland Raider Tim Brown.

Moore and Morton comprised the most prolific pass-catching combination in the league from 1997-98, snatching 335 passes during the span.

The trio was joined in 1999 by Crowell, who exploded onto the scene with a team-high 81 catches for 1,338 yards and seven touchdowns.

Sullivan and his wife, Connie, have three children, Jon Eric, Matthew, and Allison. The Sullivans reside in Phoenix. **L**



Geep Chryst

Quarterbacks

College: Princeton

Hometown: Madison, Wisconsin

Cardinal Season: 6th

NFL Season: 13th

George Patrick "Geep" Chryst, a 12-year NFL coaching veteran, embarks on his sixth season on Arizona's staff in his second tour of duty as the Cardinals' quarterbacks coach in 2003.

Chryst returned to the Cardinals as quarterbacks coach in 2001 after two seasons as the offensive coordinator for the San Diego Chargers.

Chryst previously served on Head Coach Vince Tobin's Arizona staff from 1996-98 with responsibilities in quality control (1996), tight ends (1997), and quarterbacks (1998). He also spent five seasons (1991-95) with the Chicago Bears as director of research/quality control.

Former Cardinal quarterback Jake Plummer enjoyed his finest NFL success under Chryst's tutelage. Last season, Plummer eclipsed the 15,000-yard plateau in passing yardage and threw 18 touchdown passes to equal his career high. In 2001, Plummer, who had thrown 45 interceptions during Chryst's two-season absence, dropped his pickoff total to 14, including only two in his final 245 pass attempts and none in a span of 142 consecutive throws. Plummer also led the NFL with 1,277 fourth-quarter passing yards and tied San Francisco's Jeff Garcia with 10 fourth-stanza touchdown passes.

Chryst joined the Chargers' staff as offensive coordinator/quarterbacks coach and was instrumental in the development of San Diego's successful "no huddle" offensive attack in 1999 as offensive coordinator. As a result, the Chargers completed the most passes (332) in 13 seasons and passer Jim Harbaugh enjoyed the second-highest passing production (2,761 yards) of his 13-year NFL career and became the only quarterback in Chargers history other than Hall of Famer Dan Fouts to pass for 400 yards in a game.

During his previous stint with the Cardinals, Chryst's tutoring of the tight ends paid dividends in

both 1996 and '97. Pat Carter's 26 receptions for 329 yards in 1996 marked the best production by a Cardinal tight end since Rob Awalt's 33 catches for 360 yards in 1989. The following year, Chris Gedney caught four touchdown passes, the most by an Arizona tight end since 1988.

Chryst hails from an athletic family. His father, George, was a successful football coach at Wisconsin-Platteville from 1980-92 and was instrumental in the formation of the "Cheese League," the annual influx of NFL training camps to Wisconsin colleges, when he enticed the Chicago Bears to bring training at the Platteville campus in 1984.

In 1980, George Chryst's first season as head coach, Platteville staged the then-greatest comeback in NCAA history, overcoming a 33-0 deficit to defeat Wisconsin-Eau Claire 52-43 for the Wisconsin State University Conference championship.

Born June 25, 1962 in Madison, Wisconsin, Chryst began his coaching career with his father at Wisconsin-Platteville in 1987, joined the staff at Wisconsin for one season (1988), then moved to Wyoming to coach the offensive line (1989) and quarterbacks (1990).

In 1991, he was the wide receivers/running backs coach for the Orlando Thunder of the World League before beginning his first season with the Bears where he first crossed paths with current Cardinal Head Coach Dave McGinnis.

A 1984 Princeton graduate with a bachelor's degree in history, Chryst also holds a master's degree in educational administration from Wisconsin. A three-year starter at linebacker as a Princeton undergraduate, Chryst also played baseball for two years.

His unique nickname is a truncation of the initials adorning his first Christmas stocking—"G.P." Chryst.

Chryst's wife, Shelley, was a scholarship vol-

leyball player at Wyoming and played professionally in the two-player sand version (Women's Professional Volleyball Association) in 1994. She also was assistant volleyball coach at Northwestern

(1994) and Wisconsin-Milwaukee (1995).

Chryst and his wife, Shelley, are the parents of three children—sons Keller and Jackson and daughter Gillian. ♡



Mike Devlin

Assistant Offensive Line/
Offensive Quality Control

College: Iowa

Hometown: Marlton, New Jersey

Cardinal Season: 8th

NFL Season: 11th

Mike Devlin enters his fourth season on the Cardinal coaching staff as assistant offensive line coach/offensive quality control after initially joining the staff two weeks into the 2000 season.

Devlin was an all-America center at Iowa and Outland Trophy finalist as a Hawkeye senior. He was selected by Buffalo in the fifth round of the 1993 NFL Draft, playing in 44 games for the Bills before signing with Arizona as a free agent prior to the 1996 season.

As a Cardinal, Devlin started 26 of 42 games at center from 1996–99 and appeared in 58 games overall until his release August 27, 2000 on the final roster cutdown.

Devlin assists offensive line coach Pete Hoener coaching one of the NFL's largest offensive lines, one that allowed only 29 quarterback sacks in 2001, the franchise's second fewest in a 16-game season (22 in 1978). Additionally, Arizona averaged 5.13 yards per play in 2001, a team best since 1993 (5.176) and managed 45 points vs. Detroit on November 18, Arizona's highest scoring output in 332 games (1977). Last season, Arizona's injury-depleted line—only left tackle L.J. Shelton started every game—still managed to clear room for running back Marcel Shipp to accumulate 834 rushing yards in only six starts and average 5.52 yards per touch, second in the NFC to Minnesota running back Michael Bennett and the best by a Cardinal since fullback Larry Centers averaged 5.54 yards in 1996. Also in 2002, the Cards enjoyed a 249-yard rushing day at Seattle (September 15), the franchise's best total in 93 games (267 at New Orleans, September 22, 1996).

Devlin hails from a football family. His father, John, was a football coach for 40 years, including collegiate assistant positions at Bloomsburg, Florida State, Kentucky, Maryland, Temple, Tulane, Virginia Tech, and West Point, and the

NFL Houston Oilers. His cousin, Joe Devlin, played for Buffalo from 1976–82 and '84–89, and his siblings also have extended football roots. Brother John was a quarterback at West Point from 1981–84, while brother Bill was a two-way lineman at Murray State. Sister Liz has been the head football coach's secretary at Tulane for 12 years.

Since joining the Cardinals, Devlin has been extremely active in civic circles. He was the Cardinals' 1999 recipient of the Ed Block Courage Award, bestowed upon one representative from each team, for demonstration of courage and determination in the face of adversity following the death of his father in 1998.

During the 1999 off-season, he established the John Devlin Memorial Celebrity Golf Classic to benefit a scholarship fund for the Bloomsburg University football program in the memory of his father. The event has raised \$150,000 in five years.

Additionally, Devlin was the club's NFL man-of-the-year representative recognizing a player's off-field community service as well as playing excellence.

Endeavors included his participation in the Valley's "Read Across America Day" in 1999 along with innumerable appearances to schools and civic groups.

Born November 16, 1969 in Blacksburg, Virginia, Devlin was a prep all-America at Cherokee High School in Marlton, New Jersey where he was runner-up for New Jersey Scholastic Athlete-of-the-Year, and added scholastic all-America honors. He owns a bachelor's degree in recreation and leisure from Iowa.

Mike and his wife, Julie, live in Phoenix with their three children—son Zachary, daughters Hallie and Carlie. ♡



Jeff FitzGerald

Linebackers

College: California State-Northridge

Hometown: Burbank, California

Cardinal Season: 4th

NFL Season: 10th

Jeff FitzGerald, a nine-year NFL assistant with previous stops in Washington (1998–99) and Tampa Bay (1990–93) and a combined 20 years of coaching experience at the college and pro levels, begins his fourth season with the Cardinals and his third as linebackers coach.

In 2000, FitzGerald was named to the newly-created position of quality control coach, a role inherited by assistant offensive line coach Mike Devlin (offense) and special-teams assistant Stan Kwan (defense) in 2001 when FitzGerald was asked to tutor the Cardinals' linebackers by new Arizona Head Coach Dave McGinnis.

In FitzGerald's first season as a Cardinal position coach, two of his pupils made integral contributions to an improved Arizona defense. Middle linebacker Ronald McKinnon, who led the team with 190 total tackles, became the first Cardinal in 178 games (Marcus Turner, 1990) to record defensive touchdowns in consecutive games when he returned an interception for a score against Dallas (Dec. 23) and returned a fumble for six points the following week at Carolina (Dec. 30).

Also, outside linebacker Rob Fredrickson, Arizona's no. 3 tackler with 143 total stops, led the team with four quarterback sacks.

In 2002, McKinnon led Arizona in total tackles for the fourth consecutive season, notching 150 total stops (65 solos). Along the way, McKinnon appeared in his 100th NFL game, made his 500th career solo tackle, and logged his 1,000th career total tackle. McKinnon's sidekick, Ray Thompson, enjoyed his finest NFL season with career bests in total tackles (137), and solo stops (80).

FitzGerald spent his two seasons with the Redskins as a defensive assistant/linebackers coach and managed the club's defensive game analysis services in addition to duties as a special-teams assistant.

A native of Burbank, California, FitzGerald initially attended Oregon State where he played linebacker for the Beavers before transferring to California State-Northridge following a career-ending knee injury.

He entered the coaching arena in 1981 at his alma mater, John Burroughs High School in Burbank, while enrolled at Northridge. Following two seasons at Burbank H.S. (1983–85), he served as a graduate assistant at the University of Cincinnati (1985–86) and Alabama (1987–89), the last two seasons as the inside linebackers coach for the Crimson Tide.

In 1990, he joined the Tampa Bay Buccaneers' staff under Head Coach Ray Perkins, spending four years working with the defensive backs and special teams and administrating the defensive computer operations and video breakdown and evaluation.

Prior to returning to the pro ranks with the Redskins in 1998, FitzGerald served four seasons (1994–97) as linebackers coach at San Diego State where he oversaw the football staff's computer and video operations.

FitzGerald, whose interests include auto racing and international travel, owns bachelor's and master's degrees in physical education from California State-Northridge and Alabama, respectively. He resides in Mesa. ♣



Marty Galbraith

Tight Ends

College: Missouri Southern

Hometown: Joplin, Missouri

Cardinal Season: 1st

NFL Season: 2nd

Marty Galbraith, a former NFL assistant and most recently the offensive coordinator at North Carolina State, is Arizona's first-year tight ends coach.

Galbraith, a 29-year coaching veteran, joins Arizona after three years at North Carolina State (2000 offensive line coach, 2001-02 offensive coordinator). During his tenure in Raleigh, the 2001 Wolfpack offense set a school record for completion percentage (.644) and pass completions (248) and ranked fourth in school history in pass attempts (385) and fifth in passing yards (2,712). The squad also established a school record with only 13 turnovers.

Last year, Galbraith's offense set N.C. State records for wins (11), pass completions (273), first downs (281), passing yards (3,468), total yards (5,485) and points scored (460). The offense also led the Atlantic Coast Conference in red zone productivity (45 touchdowns in 67 trips, 67 percent), and sacks-to-pass attempt ratio with just 17 quarterback sacks allowed in 385 pass attempts.

No stranger to professional football, Galbraith sandwiched one season as offensive line coach for the Kansas City Chiefs (1985) between stints in the USFL in a similar capacity with the Steve Spurrier-coached Tampa Bay Bandits (1983-84) and the Frank Kush coached-Arizona Outlaws (1986).

In addition to his tenure at N.C. State, Galbraith also coached on the college level at Northwest Missouri State (1973), Purdue

(receivers coach, 1977), Wake Forest (offensive line/secondary, 1978-82; offensive coordinator/offensive line, 1989-90), Louisiana State (tight ends, 1987; offensive line, 1988), Pittsburgh (tight ends/special teams, 1991), Georgia Tech (tight ends/special teams, 1992-93), and Marshall (assistant head coach/offensive line, 1998; assistant head coach/offensive coordinator, 1999). His college postseason coaching resume includes the 1979 and 2001 Tangerine Bowls, 1987 Gator Bowl, 1988 Hall of Fame Bowl, 1989 Blue-Gray game, 1998 and 1999 Motor City Bowls, and 2000 Micronpc.com Bowl and the 2002 Gator Bowl.

During Galbraith's tenure at Marshall, the Thundering Herd fielded the top-rated offense in the Mid-American Conference and current N.Y. Jet quarterback Chad Pennington from 1998-99, ranking seventh nationally in 1999. Pennington, the Jets' first-round draft choice in the 2000 NFL Draft, was a 1999 finalist for the Heisman Trophy. Current Cardinals Jason Starkey (center), and Nate Poole (wide receiver) were on those Marshall teams.

Galbraith was an all-district defensive back at Missouri Southern and captained the NAIA national championship squad in 1972. In addition to his professional and college coaching experience, he also served on the high school level as both a head coach and assistant for seven seasons.

Galbraith has two daughters, Kasie and Amy, and a son, Stephen. ♣



Cary Godette

Defensive Line Assistant

College: East Carolina

Hometown: Havelock, North Carolina

Cardinal Season: 1st

NFL Season: 6th

Cary Godette, a five-year NFL assistant with the Carolina Panthers (1995) and Miami Dolphins (1996–99) and a 21-season college coach, is Arizona's first-year assistant defensive line coach where he will assist defensive line coach Joe Greene.

Last year, Godette served as assistant head coach at Western Carolina.

An all-America defensive end at East Carolina in 1976, Godette entered the coaching arena in 1977 at his alma mater as defensive line coach, then served for three years at Wyoming, tutoring the Cowboys' defensive ends (1980) and linebackers (1981–82).

In 1983, Godette began a six-year stint at the University of Cincinnati where he coached the Bearcats' defensive ends (1983), outside linebackers (1984), tight ends (1985–86), and defensive line (1987–88) in addition to recruiting and game operations responsibilities.

After a season as an assistant at Terry Sanford High School in Fayetteville, N.C. in 1989, Godette

returned to the college coaching ranks, beginning with two seasons at East Carolina (1990–91) and Georgia Tech (1992–93) and another at North Carolina State (1994).

His first NFL assignment came in 1995 as defensive line coach for Carolina, followed by four years with the Miami Dolphins (1996–99). He also participated in the NFL's Minority Internship Program with the Dallas Cowboys during their 1992 training camp.

In 2000, Godette returned to the college level for two seasons at North Carolina State before spending the 2002 campaign at Western Carolina.

Godette has coached in five college bowl games—the 2002 Tangerine, 2000 Micronpc.com, and 1994 Peach Bowl with N.C. State, and the 1991 Peach and 1987 Independence Bowl with East Carolina.

Godette and his wife Ruby are the parents of daughter Rhonda, son Paul, and three grandchildren. ♡



Joe Greene

Defensive Line

College: North Texas

Hometown: Elgin, Texas

Cardinal Season: 8th

NFL Season: 30th

Charles Edward Greene, known as "Mean Joe" to a generation of football fans and a member of the NFL's all-time team named in 1994 to commemorate the league's 75th anniversary, is the Cardinals' eighth-year defensive line coach.

Greene, one of the greatest defensive tackles in

the history of the National Football League, was inducted into the Pro Football Hall of Fame in 1987 to cap his legendary 13-year playing career (1969–81). He was considered the heart of Pittsburgh's "Steel Curtain" defense that led the Steelers to four Super Bowl championships. A

perennial all-pro tackle for the Steelers who recorded 66 quarterback sacks during his career, Greene was selected to 10 Pro Bowls, including eight consecutively from 1970-77, and was named to the Pro Football Hall of Fame's "Team of the 1970s."

Greene is a 15-season NFL coaching veteran. Prior to joining the Cardinals, he tutored the Miami Dolphins' defensive line for four seasons (1992-95) following five campaigns (1987-91) as the Pittsburgh Steelers' defensive line coach. During Greene's tenure on the Pittsburgh coaching staff, the Steelers were the AFC's top-rated team in giveaway-takeaway ratio. In addition, Pittsburgh finished among the top five AFC teams in run defense four of Greene's five seasons while also leading the NFL in total defense and pass defense in 1990.

In Miami in 1994, the Dolphins set a club record by allowing only 89.4 yards per game rushing to rank second in the AFC and fourth in the NFL.

In 2002, defensive end Kyle Vanden Bosch returned from reconstructive knee surgery as a rookie to lead the Cardinals in sacks (four) and quarterback pressures (nine). Fred Wakefield led defensive linemen with four pass deflections, and tackle Barron Tanner made his first career pass interception. On September 29, Greene's linemen led the charge when Arizona limited the New York Giants to two first downs rushing, a team best since 1999 (43 games).

Greene's leadership and ingenuity were put to the test in 2000-01 when he was forced to field seven different starting defensive line combinations both years, including four rookies in 2001.

In 2001, two of the rookies, Vanden Bosch and Wakefield, blossomed. The former, a second-round draft choice from Nebraska, quickly earned a starting job and flashed glimpses of brilliance before a knee injury prematurely scuttled his season after three games. The latter, a free agent from Illinois, seized his opportunity to start the season's final 11 games and register a team-best 16 quarterback hurries. Both Vanden Bosch (fumble recovery) and Wakefield (interception) scored defensive touchdowns, marking the first time two Cardinal rookie modern-era defensive linemen scored in the same season.

In 1999, Greene's only lineman to start every game, end Simeon Rice, set a franchise single-season record with 16.5 quarterback sacks, good for second in the NFL.

During the Cards' 1998 playoff run, Greene's defensive linemen, despite two rookie or first-year starters most of the season (end Andre Wadsworth and tackle Rashod Swinger), contributed 29 of Arizona's 39 sacks. The group also was credited with 15 deflected passes.

In 1997, defensive tackle Mark Smith led NFL rookie interior linemen with six quarterback sacks. Tackle Bernard Wilson's 66-yard interception return for a touchdown vs. the Eagles on November 2 was the longest six-point pickoff return by a defensive lineman in Cardinal history. Tackle Eric Swann was dominant with a sack, forced fumble, fumble recovery, or deflected pass in 12 of his 13 appearances.

Swann and Rice earned numerous postseason accolades in 1996 as Arizona improved from 26th to 21st in total defense from 1995, and from last to 21st against the run. Swann earned his second Pro Bowl berth and assorted all-star honors. Rice was the NFL's runaway defensive rookie-of-the-year, tied a then league rookie record for quarterback sacks with 12.5 (Leslie O'Neil, San Diego, 1985), and was voted a Pro Bowl alternate.

In addition to his numerous awards for accomplishments on the playing field, Greene won the prestigious Clio Award for his Coca-Cola commercial in 1980 which led to numerous television and film appearances. The spot has been named the seventh-best television commercial of all time by TV Guide and the most memorable sports commercial by the American Association of Advertising Agencies.

Following his retirement in 1982, Greene worked as a color analyst for CBS-TV and owned restaurants in the Dallas area before rejoining the Steelers in 1987.

A unanimous choice as the nation's top defensive lineman as a senior at North Texas State (now the University of North Texas) in 1968, Greene was the fourth player selected in the 1969 NFL Draft. He earned NFL defensive rookie-of-the-year honors the following season.

Greene also has served on his alma mater's board of trustees.

Born in Elgin, Texas, Greene and his wife, Agnes, who reside in Chandler, have three grown children—sons Major and Delon, who both played football at North Texas, and daughter Joquel—and five grandchildren. ♣



Pete Hoener

Offensive Line

College: Bradley

Hometown: Peoria, Illinois

Cardinal Season: 5th

NFL Season: 7th

Pete Hoener, Arizona's tight-ends coach the past two seasons, changes hats to tutor the Cardinals' huge offensive line in 2003.

Hoener a 29-year coaching veteran, including 25 as an offensive line coach and 15 as an offensive coordinator, is in his second stint on the Cardinals' staff. He was the team's tight-ends coach from 1985-86 in St. Louis.

In 2002, Hoener's newest pupil, Freddie Jones, led the Cards in receiving with 44 catches (358 yards), the fifth best tight-end total in team history, to become the first tight end to lead the Cards in receiving since Hall of Famer Jackie Smith's 41 receptions in 1973. Jones' 44 grabs also were the most by a Cardinal tight end since Smith's 45 catches in 1968. Back-up tight end Steve Bush posted 19 career-best receptions for 121 yards and his first NFL touchdown in his 80th NFL appearance.

Hoener's 2001 trio of Cardinal tight ends—Steve Bush, Terry Hardy, and Tywan Mitchell—combined for 44 pass receptions for 355 yards and four touchdowns.

Prior to rejoining the Cardinals in 2001, Hoener coached the running backs on Head Coach R.C. Slocum's staff at Texas A&M after two seasons (1998-99) as offensive coordinator/offensive

line coach at Iowa State.

A native of Peoria, Illinois, Hoener (HAY-nur) played football and graduated from Bradley University.

He entered the coaching arena at Belvidere (Ill.) High School in 1974, then served as a graduate assistant at Missouri in 1975 where he met Arizona Head Coach Dave McGinnis, the Tigers' linebackers and secondary coach. Hoener subsequently spent time on the staffs at Illinois State (1977), again with McGinnis at Indiana State (1978-84), the Cardinals, Illinois (1986-88), Purdue (1989-91), and Texas Christian (1992-97) before stints at Iowa State and Texas A&M.

During his tenure at Iowa State, Hoener took over an offensive line that had allowed 46 quarterback sacks in 1997 and reduced the number to just nine his first season as the position coach. At T.C.U., eight offensive linemen earned all-Southwest Conference notice and the 1994 Horned Frog offense led the conference in total offense.

Hoener attended Richwoods High School in his native Peoria. He and his wife, Marianne, have three daughters—Jennifer, Kathleen, and Lisa. ♡



Hank Kuhlmann

Special Teams

College: Missouri

Hometown: Webster Groves, Missouri

Cardinal Season: 11th

NFL Season: 24th

Hank Kuhlmann is coaching his third position in his second tour of duty with the Cardinals in 2003 when he continues tutelage of Arizona's spe-

cial teams for the fourth consecutive year.

Kuhlmann boasts 38 years of coaching experience at the college and professional levels.

A former Cardinal assistant coach and interim head coach, Kuhlmann returned to the team following the 1997 season to coach tight ends after four seasons with the Indianapolis Colts (three as special-teams coach).

Kuhlmann served as the Cards' running backs coach under Head Coach Gene Stallings from 1986-89, and succeeded Stallings as the club's interim head coach for the final five games of the '89 season.

In 1990, he served as a regional scout for the Cardinals.

He began his coaching career at his alma mater, Missouri, as freshmen coach from 1962-65 before being promoted to running backs coach through the 1971 season.

He received his first professional assignment as special-teams coach for the Green Bay Packers from 1972-74, then joined Head Coach Dan Devine as running backs and special-teams coach at Notre Dame from 1975-77. The Fighting Irish won the national championship in '77.

After returning to the pro ranks from 1978-82 as running backs and special-teams coach of the Chicago Bears, Kuhlmann joined the Birmingham franchise of the USFL from 1983-85 as assistant head coach/offensive coordinator before beginning his first stint with the Cardinals in 1986. Following his departure from the Cardinals after the 1990 season, Kuhlmann served as offensive coordinator and running backs coach for the Tampa Bay Buccaneers in 1991.

Last season, second-year left-footer Bill Gramatica rebounded from knee surgery to lead Arizona in scoring with 74 points. His campaign was highlighted by three game-winning field goals—50-yarder October 6 at Carolina, 40-yarder Oct. 20 vs. Dallas in overtime, and a 42-yarder December 8 vs. Detroit in overtime. Punter Scott Player's 43.9-yard gross average ranked second in the NFC and third in the NFL. He also posted 28 "inside-the-20" punts and a career single-game best of five "inside-the-20" boots vs. Dallas. Additionally, Player suffered only 10 touchbacks.

Two rookies emerged for Kuhlmann's special teams in 2001. Gramatica set two club rookie records—single-season field goals (14), bettering Gerry Perry's 1960 total of 13, and longest field goal (50 yards). Overall, Gramatica converted 16 of 20 field-goal attempts and all 15 point-after-touchdown tries for a team-best 73 points.

Diminutive free agent Arnold Jackson, a wide receiver by trade, returned 49 punts for 1,120 yards for an 11.5-yard average, tops among league rookies. He also finished the season as the NFL's only regular punt returner without a fair catch.

Collectively, the 2001 Arizona special teams held opponents to 18.2 yards per kickoff return, ranking

second to Washington (17.5) in the NFL.

In 2000, Arizona's special teams provided a bright spot in an otherwise disappointing season. Punter Scott Player earned his first Pro Bowl trip with 44.2-yard gross and 37.3-yard net averages to rank second in the NFC in both categories. MarTay Jenkins became the NFL's first 2,000-yard single-season kickoff returner with league records of 82 returns for 2,186 yards, finishing with a 26.7-yard average, highest by a Cardinal in 25 years. Overall, the Cardinals' 26.7-yard team kickoff-return average established a single-season franchise record, and the kickoff-coverage units yielded just 18 yards per return to rank second in the NFL.

In 1998, his first season back in the Cards' nest, Kuhlmann's pair of tight ends, Johnny McWilliams and Chris Gedney, combined to catch 48 passes for 555 yards and five touchdowns.

During his tenure in Indianapolis, Kuhlmann coached the Colts' tight ends in 1994, then spent the next three seasons (1995-97) as special-teams coach. In '96, his efforts resulted in Pro Bowl berths for Colt kicker Cury Blanchard and punter Chris Gardocki.

Blanchard, a Cardinal free-agent signee in 2000, enjoyed his finest professional success as a Colt under Kuhlmann's guidance from 1995-97.

In 1995, Blanchard authored a memorable moment in the Colts' improbable three-game post-season run that fell just one game short of the Super Bowl with a 30-yard field goal at Kansas City that provided the difference in Indianapolis' 10-7 victory, sending the Colts to the AFC championship game at Pittsburgh.

In 1996, Blanchard's 36 field goals, en route to the Pro Bowl, fell one shy of the NFL single-season record of Carolina's John Kasay, who passed Blanchard on the final day of the season.

Blanchard also set then-club records of 13 consecutive field goals in both 1996 and '97. Over the '96-'97 seasons, Blanchard tallied an NFL-leading 252 points, the best two-season point total in Colts' history.

Overall, Kuhlmann has tutored four kickers to Pro Bowl appearances—Player, Blanchard, and Gardocki, and Chester Marcol (1972 with Green Bay). In addition, the 1974 Packers established a 14-game NFL record with 12 blocked kicks (four field goals, four punts, four extra points), including seven blocked kicks by Ted Hendricks.

Born in Webster Groves, Missouri, Kuhlmann was a running back at Missouri from 1956-59 before spending four seasons as a catcher in the St. Louis Cardinals baseball organization from 1959-62.

He and his wife, Donna, have two children—Jeff and Tracey. ♣



Stan Kwan

Special Teams Assistant/
Defensive Quality Control

College: San Diego State
Hometown: Phoenix, Arizona
Cardinal Season: 3rd
NFL Season: 13th

Phoenix native and Camelback High School alum Stan Kwan enters his third season as defensive quality control coach and special-teams assistant for the Cardinals.

His duties include managing the team's game film breakdown and maintaining computer analysis services in addition to assisting Cardinal special-teams coach Hank Kuhlmann.

Kwan returned to the Valley in 2001 after 10 seasons as an offensive and special-teams assistant with the San Diego Chargers (1991-96) and Detroit Lions (1997-2000).

Last season, the special-teams highlights included second-year left-footer Bill Gramatica's rebound from knee surgery to lead Arizona in scoring with 74 points. His campaign was highlighted by three game-winning field goals—50-yarder October 6 at Carolina, 40-yarder Oct. 20 vs. Dallas in overtime, and a 42-yarder December 8 vs. Detroit in overtime. Punter Scott Player's 43.9-yard gross average ranked second in the NFC and third in the NFL. He also posted 28 "inside-the-20" punts and a career single-game best of five "inside-the-20" boots vs. Dallas. Additionally, Player suffered only 10 touchbacks.

In 2001, Kwan's first season with the Cardinals, two rookies emerged on special teams—Gramatica and punt returner Arnold Jackson.

Gramatica set two club rookie records—single-season field goals (14), bettering Gerry Perry's 1960 total of 13, and longest field goal (50 yards).

Jackson returned 49 punts for 1,120 yards for

an 11.5-yard average, tops among league rookies. He also finished the season as the NFL's only regular punt returner without a fair catch.

Collectively, the 2001 Arizona special teams held opponents to 18.2 yards per kickoff return, ranking second to Washington (17.5) in the NFL.

During his tenure with the Lions, Kwan's responsibilities ranged from working with the special teams to signalling in the offensive plays during games. He also developed and compiled both the offensive and defensive playbooks, provided film and statistical breakdown for special teams, and organized league and college scouting combine testing statistics.

A quarterback and all-Arizona shortstop at Camelback High School, Kwan still holds numerous baseball records at the school, including batting average, runs scored, stolen bases, on-base percentage, and walks. In his junior year, Camelback was the top-ranked team in Arizona and was rated 16th in the nation. He earned all-league honors twice as a shortstop and set the school single-game passing record with 327 yards as a quarterback.

Kwan's collegiate baseball career included one season at South Mountain Community College, where he was the first freshman named captain of the team, and three years at San Diego State, where he helped the Aztecs achieve national ranking—1 Western Athletic Conference title, 1 conference tournament title, and 2 berths in the NCAA Baseball Tournament.

Kwan is single and resides in Tempe. ♣



Ron Milus

Defensive Backs

College: Washington

Hometown: Tacoma, Washington

Cardinal Season: 1st

NFL Season: 4th

Ron Milus, a three-year member of the defensive staff of the Denver Broncos, is the Cardinals' first-year defensive backs coach.

Milus, 39, coached Denver's defensive backs for two seasons (2000-01) and their nickel backs last year (2002). He packs 12 years of coaching experience, three with the Broncos and nine on the collegiate lever at the University of Washington (1991-98), his alma mater, and Texas A&M (1999).

In his first season (2000) with Denver, Milus' defensive secondary accounted for 21 of the club's 27 interceptions, the highest total by a Broncos' team since 1987, tying for sixth most in franchise history.


Over the past two seasons, the Denver secondary continued to improve as second-year cornerback Deltha O'Neal earned a Pro Bowl berth with nine interceptions (third best in the NFL) following the 2001 season.

Last year, Milus' contributions helped the

Denver defense rank sixth overall in the NFL.

A four-year letter-winner at Washington (1982-85) as a cornerback and return specialist, Milus entered the coaching arena at his high school alma mater, Lincoln High in Tacoma, for a three-year stint before joining Washington's staff as a graduate assistant in 1991 for the school's co-national championship season. When he was elevated to a full-time position a year later, he was the youngest assistant coach in the Pac-10 Conference at age 28.

During eight seasons on the Husky staff, Milus coached in six bowl games, including two Rose Bowls, and his defensive backs were instrumental in the play of a defense that led the nation in 1993 with 22 interceptions and two years later posted 16 pickoffs to lead the Pac-10.

Milus and his wife, Sandra, and sons Ryan and Bobby reside in Chandler, Arizona. 



Bob Rogucki

Strength and Conditioning

College: Glenville State

Hometown: Rosemont, West Virginia

Cardinal Season: 14th

NFL Season: 14th

Bob Rogucki (row-GUS-key) begins his 14th year as the Cardinals' strength and conditioning coach.

Since joining the Cardinals, Rogucki has developed the weight room at the team's training facility that includes a wide range of equipment from bars and dumbbells to machines while implementing a strength and conditioning program that trains the total body. Rogucki's philosophy is to gear a training regimen specific to the game of football involving training in a high-intensity mode that builds both muscular strength and endurance. The philosophy involves five body parts primary to the sport—neck, hips, legs, mid-section, and torso—and focuses on developing the overall fitness of the athlete, including flexibility, cardio-respiratory fitness, muscular strength and endurance, recovery, and nutrition.


Rogucki served as the strength and conditioning coach at West Point from 1983–89 after similar posts at Weber State (1982) and as an assistant

at Penn State (1981).

Rogucki also worked as an assistant for the Washington Redskins during their summer training camps at Dickinson College in Carlisle, Pennsylvania for seven years.

The Rosemont, West Virginia native, born September 27, 1953, was an offensive lineman at Glenville State College in his home state in 1975. He coached football, basketball, and baseball on the high school level in Ohio, Pennsylvania, and West Virginia prior to accepting his first college coaching position at Penn State in 1981.

The author of several articles on strength and conditioning and a frequent speaker at clinics and public engagements, Rogucki holds a bachelor's degree in health, physical education, and safety from Glenville State College.

He and his wife, Mary, have two children—son Charlie, and daughter Katie. The family resides in Tempe. 



Johnny Roland

Running Backs

College: Missouri

Hometown: Corpus Christi, Texas

Cardinal Season: 14th

NFL Season: 31st

Johnny Roland, one of the top running backs in Cardinal history, begins the seventh year of his second stint with the team as its running backs coach.

A Pro Bowl running back for the Cardinals from 1967–68, Roland is a 24-year NFL coaching veteran.

Roland owns an impressive NFL coaching

resume that also includes stops with Green Bay (1974), Philadelphia (1976–78), Chicago (1983–92), the New York Jets (1993–94), and St. Louis Rams (1995–96) with one college stint at Notre Dame (1975). He and Cardinal Head Coach Dave McGinnis served as assistants with the Chicago Bears under Head Coach Mike Ditka from 1986–92.

During 10 seasons in Chicago, his tutelage of running backs Walter Payton and Neal Anderson helped the Bears lead the league in rushing four times, finish second twice, and third once as Chicago was the NFL's top rushing team in the 1980s, averaging 153.4 yards per game. In a five-year span from 1984-88, the Bears compiled a 62-17 record (.785), made five playoff appearances, and defeated New England 46-10 in Super Bowl XX in New Orleans.

Roland entered the coaching fraternity in 1974 at Green Bay under Packers' Head Coach Dan Devine, for whom he played at Missouri. Roland followed his mentor to Notre Dame as an assistant in 1975 before logging three seasons (1976-78) under Head Coach Dick Vermeil in Philadelphia.

The owner of radio station KIRL (AM 1460) in St. Charles, Mo., Roland spent four years in private business (1979-82) before Ditka summoned him to tutor Payton and Anderson from 1983-92 when the Bears compiled a 10-year record of 103-56 (.648) and won 10 or more games seven times.

Last season, Roland's young pupil, running back Marcel Shipp, gained 834 yards on the ground despite only six starts. He averaged 5.52 yards per touch of the ball to rank second in the NFC to Minnesota running back Michael Bennett. It was the best figure by a Cardinal since fullback Larry Centers' 5.54-yard average in 1996. Shipp also was on the receiving end of Arizona's longest play from scrimmage since 1988, an 80-yard touchdown pass from quarterback Jake Plummer. In his first NFL start, Shipp rushed for 135 yards on 16 carries.

Additionally, Thomas Jones' career-best 173 rushing yards at Seattle September 15 led a 249-yard team rushing onslaught, a Cardinal best in 93 games (267 at New Orleans, September 22, 1996).

In 2001, Roland's Cardinal running-back tandem of Michael Pittman and Thomas Jones equally split 10 rushing touchdowns, more than nine other teams.

Roland developed Pittman, who in 1999 opened eyes against Detroit in his first NFL start with 133 rushing yards, the Cards' only 100-yard game of the season. Included was a 58-yard touchdown ramble, Arizona's longest run from scrimmage in 52 games. In 2000, Pittman finished as the team leader in receiving (73 receptions) and rushing (719 yards), a Cardinal first since 1974 when Terry Metcalf turned the trick.

Short-yardage back Mario Bates tallied nine rushing touchdowns in 1999, most by a Cardinal

since 1993.

In Arizona's 1998 playoff season, the Cardinals averaged 101.7 rushing yards per game, a team high since 1993. Running backs Adrian Murrell and Bates achieved rushing milestones. Murrell gained 1,042 yards on the ground to become only the sixth player in NFL history to rush for over 1,000 yards for different teams in consecutive seasons. Bates set a Cardinal postseason single-game record with three rushing touchdowns at Minnesota in the NFC divisional playoff game.

A native of Corpus Christi, Texas, Roland was former Cardinal Head Coach Vince Tobin's teammate as a two-way (running back and cornerback) starter at Missouri.

Both the NFL Cardinals (fourth round) and the American Football League N.Y. Jets (first round) selected Roland as a "future" choice in the 1965 drafts, respectively.

In 1966, Roland was named the NFL offensive rookie-of-the-year.

After seven years in St. Louis where he was a teammate of Cardinal Vice President and Hall of Fame safety Larry Wilson, Roland concluded his playing career with the New York Giants in 1973.


As a pro running back, Roland collected 3,750 yards rushing, 1,420 receiving yards, and scored 34 touchdowns.

He remains the Cardinals' no. 4 all-time career rusher with 3,608 yards. He also ranks fourth in career rushing attempts (962), fifth (tie with Elmer Angsman) in career rushing touchdowns (27), and fourth (tie with Johnny Johnson) in most career 100-yard rushing games (six).

Roland's 86-yard punt return for a touchdown at Philadelphia on October 2, 1966 is the third longest in team history. He also scored on a 74-yard punt return at Dallas on November 16, 1970.

He authored three of the 44 runs of 50 yards or more in Cardinal history. The longest, a 70-yarder at Washington on November 5, 1967, rates as the 18th-longest jaunt in franchise history, and the seventh longest without scoring a touchdown. He also registered scoring dashes of 54 (vs. New Orleans, December 3, 1967) and 50 yards (at Washington, October 23, 1966).

Roland remains one of only 22 Cardinals to have rushed for 130 or more yards in a game, and one of only five to record 10 or more rushing touchdowns in a single season (10, 1967).

Roland, who resides in Tempe, has two sons, Johnny, Jr. and James, and a daughter, Cynnamon. 



Tyke Tolbert

Wide Receivers

College: Louisiana State

Hometown: Conroe, Texas

Cardinal Season: 1st

NFL Season: 1st

Tyke Tolbert, tight ends coach and recruiting coordinator at the University of Florida last year and a past participant in the NFL's Minority Internship Program, is the Arizona Cardinals' first-year wide receivers coach.

Tolbert, 35, received his first taste of the professional ranks when he participated in the NFL's Minority Internship Program with the Detroit Lions during their 1997 training camp where he reacquainted with Jerry Sullivan, then the Lions' receivers coach, Tolbert's position coach at LSU. The program introduced him to the Cardinals during the team's 2001 training camp, again under the supervision of Sullivan.

With the Lions, Tolbert worked with the tandem of Herman Moore and Johnny Morton, who in 1997 would team up to form the NFL's top pass catching tandem with 184 catches between them. Moore caught 104 balls which tied him for the NFL lead and earned Pro-Bowl and all-pro recognition.

He entered the coaching arena as a graduate assistant at LSU in the spring of 1994, working with the defensive backs, then held a similar position that fall at Louisiana-Monroe. The following

spring he coached the wide receivers at Ohio University. In the fall of '95, he began a three-year stint at Louisiana-Monroe as tight ends coach.

After spending the 1998 season tutoring the tight ends at Auburn, he joined Louisiana-Lafayette as wide receivers coach/recruiting coordinator from 1999-2001, then matriculated to Florida last year as tight ends coach and recruiting coordinator when the Gators appeared in the Outback Bowl.

In 2001 at Louisiana-Lafayette, Tolbert's receivers caught passes covering 2,686 yards for 73 percent of the Ragin' Cajuns' total offense. His pupils caught 35 passes against eventual Sun Belt champion North Texas, the ninth highest single-game total in the nation in '01.

Born in Conroe, Texas, Tolbert holds bachelor and master degrees from LSU where he was a three-year letterman at wide receiver for the Tigers (1988-90).

Tolbert and his wife, Linda, are the parents of infant daughter Morgan. The family resides in Phoenix. ♣



THE PLAYERS



Damien Anderson

Running Back

5-11 212 Second Year

Free Agent, 2002

College: Northwestern

DOB: July 17, 1979

Hometown: Wilmington, Ill.

20

➤ **Pro Career:** Perseverance paid off handsomely for first-year tailback ... in 10 games (one start), rushed for 65 yards on 24 carries, caught three passes for 36 yards, and returned 12 kickoffs for 227 yards ... spent first four weeks of regular season on the practice squad, then activated to 53-man roster Oct. 4 following injuries to Thomas Jones (ankle) and Marcel Shipp (knee) ... **started first NFL game in first pro appearance at Carolina (Oct. 6)** ... after taking nearly every repetition throughout the week in practice, authored inspirational game with 97 yards from scrimmage in 16-13 victory ... rushed 23 times for 61 yards and caught three passes for another 36 yards against Panthers' NFL-leading defense ... outrushed the entire Panther team (24 att., 58 yards), including starter Lamar Smith (18 att., 49 yards), the NFC's leading rusher entering the contest ... though the majority of his attempts through the first three quarters rarely exceeded four yards, responded in fourth quarter with 11-yard run to the Carolina 18-yard line, setting up an Arizona touchdown two plays later to tie the score at 13-13 ... once the Cards got the ball back following a punt, caught back-to-back passes for 12 yards to put the ball at the Panther 38-yard line as kicker Bill Gramatica won the game a few plays later with a 50-yard field goal with 16 seconds remaining ... limited to special-teams duty vs. Dallas (Oct. 20) ... inactive at San Francisco (Oct. 27) and vs. St. Louis (Nov. 3) ... returned six kickoffs for 113 yards and 18.8-yard average vs. Seattle (Nov. 10) ... four kickoff returns for 81 yards at Philadelphia (Nov. 17) ... one rushing attempt for four yards in addition to special-teams duty vs. Oakland (Nov. 24) ... kickoff returns of 19 and 14 yards vs. Detroit (Dec. 8).

➤ **College/Personal:** Returned to Northwestern for senior season instead of opting for NFL Draft following junior campaign when he was considered

a likely first-round draft choice ... started first eight games, but season cut short by dislocated left shoulder in third quarter vs. Indiana in the Wildcats' eighth game ... **career totals of 1,053 carries for 4,485 yards (4.3-yard average) and 38 touchdowns shattered the previous school career records of 787 attempts for 3,793 yards and 35 scores by Darnell Autry (1994-96)** ... added 502 yards on 58 catches (8.7-yard average) and 284 yards on 11 kickoff returns (25.8-yard average) ... **5,271 all-purpose yards broke the Wildcat all-time record of 4,609 yards by Autry** ... fifth in Heisman Trophy voting as a junior ... unanimous all-America and Doak Walker Award finalist ... **set Northwestern single-season records for rushing (2,063 yards), yards per game (171.9), points (138), touchdowns (23), all-purpose yards (2,195), and yards per carry (6.6 yards)** ... also set Wildcat single-game yards-per-carry mark (8.8 yards) vs. Michigan ... rushed for more than 200 yards in a game four times ... only back in school history to rush for 200 yards in back-to-back games (twice) ... set single-season school records for most touchdowns in consecutive games (six), most games scoring a touchdown (11), and games scoring two or more touchdowns (eight) ... also set season and career records for consecutive contests scoring a touchdown (nine) ... *USA Today* prep all-America honorable mention at Wilmington (Ill.) High School ... rushed for 2,002 yards and 37 touchdowns as a senior ... 37 touchdowns moved him ahead of Red Grange into sixth place on the state of Illinois single-season prep scoring list ... set team records for most yards in one game (277), yards per carry (8.7), and most touchdowns in a game (five) ... also lettered in track and wrestling ... honor roll member ... graduated from Northwestern in June, 2001 with a bachelor's degree in communications ... wife Elizabeth, son Drake ... born on July 17, 1979, ♣

Damien Anderson Career Stats

Rushing

Year	No.	Yards	Average	Long	TD
2002	24	65	2.7	14	0
Totals	24	65	2.7	14	0

Kickoff Returns

Year	No.	Yards	Average	Long	TD
2002	12	227	18.9	27	0
Totals	12	227	18.9	27	0

Games

Games (Starts)—2002: 10 (2). Totals: 10 (1).

Receiving

Year	No.	Yards	Average	Long	TD
2002	3	36	12.0	12	0
Totals	3	36	12.0	12	0

Single-Game Bests

Yards Rushing: 61 at Carolina, Oct. 6, 2002. **Rushing Attempts:** 23 vs. Carolina, Oct. 6, 2002. **Longest Run:** 14 at Carolina, Oct. 6, 2002. **TDs Rushing:** None. **Yards Receiving:** 36 at Carolina, Oct. 6, 2002. **Receptions:** 3 at Carolina, Oct. 6, 2002. **Longest Reception:** 12 at Carolina, Oct. 6, 2002. **TDs Receiving:** None. **Kickoff Returns:** 6 vs. Seattle, Nov. 10, 2002. **Kickoff Return Yards:** 113 vs. Seattle, Nov. 10, 2002. **Longest Kickoff Return:** 27 vs. Seattle, Nov. 10, 2002.

2002

Date	Opponent	Rushing					Kickoff Returns				
		Att.	Yards	Avg.	Long	TD	Rec.	Yards	Avg.	Long	TD
Sept. 8, 2002	At Washington	Practice squad									
Sept. 15, 2002	At Seattle	Practice squad									
Sept. 22, 2002	San Diego	Practice squad									
Sept. 29, 2002	N.Y. Giants	Practice squad									
Oct. 6, 2002	At Carolina	23	61	2.7	14	0	0	0	0.0	0	0
Oct. 20, 2002	Dallas	0	0	0.0	0	0	0	0	0.0	0	0
Oct. 27, 2002	At San Francisco	Inactive									
Nov. 3, 2002	St. Louis	Inactive									
Nov. 10, 2002	Seattle	0	0	0.0	0	0	6	113	18.8	27	0
Nov. 17, 2002	At Philadelphia	0	0	0.0	0	0	4	81	20.3	24	0
Nov. 24, 2002	Oakland	1	4	4.0	4	0	0	0	0.0	0	0
Dec. 1, 2002	At Kansas City	0	0	0.0	0	0	0	0	0.0	0	0
Dec. 8, 2002	Detroit	0	0	0.0	0	0	2	33	16.5	19	0
Dec. 15, 2002	At St. Louis	0	0	0.0	0	0	0	0	0.0	0	0
Dec. 21, 2002	San Francisco	0	0	0.0	0	0	0	0	0.0	0	0
Dec. 29, 2002	At Denver	0	0	0.0	0	0	0	0	0.0	0	0
Totals		24	65	3.4	14	0	12	227	18.9	27	0



Mike Banks

Tight End

6-4 262 Second Year
Seventh Round (223rd), 2002

College: Iowa State

DOB: November 5, 1979

Hometown: Boone, Iowa



Pro Career: Inactive for season-opener and season finale but played every game in between ... primarily special-teamer in 14 outings with six tackles on kick-coverage units ... also returned fourth quarter squib kickoff for 18 yards vs. Oakland (Nov. 24).

College/Personal: Three-year starter at Iowa State who moved into starting lineup as a sophomore, finishing his career with 59 receptions for 584 yards (9.9-yard average) in 43 games ... two-time all-Big 12 Conference honorable men-

tion ... all-Iowa recognition at Ogden (Iowa) High School ... also lettered three times in basketball, earning 1997 unanimous all-conference honors ... holds school basketball record for most single-game points (43) ... led the conference in scoring, averaging 21 points per game ... earned four letters in track and field, qualifying for the Iowa state meet ... sports management major ... outdoor enthusiast ... married the former Tanya Huey during the off-season ... born November 5, 1979 in Mason City, Iowa. **4**

(Mike Banks continued on page 48)

Mike Banks Career Stats

Games

Games (Starts)—2002: 14 (0), Totals: 14 (0).



David Barrett

Cornerback

5-10 208 208 Fourth Year

Fourth Round (102nd), 2000

College: Arkansas

DOB: December 22, 1977

Hometown: Osceola, Arkansas



❖**Pro Career:** Cardinals' fourth-round selection (102nd overall) in 2000 NFL Draft ... in 46 pro games (23 starts), owns 114 solo tackles, 47 assists, 3 tackles for loss, 5 interceptions, 20 passes defended, 2 fumble recovery, and 4 forced fumbles ... also boasts 13 special-teams tackles.

❖**2002:** Stepped into the starting lineup for 14 games, posting 82 tackles (57 solos), 3 interceptions, 2 tackles for loss, 1 forced fumble, and 1 fumble recovery ... inactive for final two games with hip injury ... tied Renaldo Hill for team lead with 10 pass deflections ... opened season with seven solo tackles and three assists at Washington (Sept. 8) ... busy game at Seattle (Sept. 15) with 7 solo tackles, 2 assists, 1 recovered fumble, and 2 deflected passes in 24-13 win ... recovered a Seahawk fumble at own six-yard line when teammate Kwame Lassiter separated Seahawk tailback Maurice Morris from the football, returning it 21 yards to thwart a potential score ... snuffed scoring threat in first quarter vs. N.Y. Giants (Sept. 29) when he intercepted a Kerry Collins pass at the 11-yard line and returned it 22 yards in 21-7 win ... added four tackles as Card starting secondary was on field for all 58 defensive plays ... impressive game at Carolina (Oct. 6) with six tackles and one pass deflection in 16-13 victory ... also made key tackle near end of game when Panthers tried "hook-and-ladder" play near midfield with jarring tackle on wide receiver Steve Smith ... five combined tackles in 9-6 overtime win vs. Dallas (Oct. 20), including a drop of Cowboy running back Emmitt Smith for one-yard loss in third quarter ... second interception of the season in fourth quarter vs. St. Louis (Nov. 3) when he picked off a Marc Bulger pass at the 38-yard line, then lateralled the

ball to teammate Justin Lucas and eventually threw a key block downfield as Lucas cruised 35 yards to the end zone to cut Card deficit to 17-14 with just over 10 minutes remaining ... four tackles with two pass deflections ... six tackles vs. Seattle (Nov. 10) ... seven stops at Philadelphia (Nov. 17), including fierce hit that separated Eagle wide receiver Freddie Mitchell from the ball in the third period, but Eagles retained possession ... nine tackles and a pass deflection vs. Oakland (Nov. 24) ... three tackles in 23-20 overtime win vs. Detroit (Dec. 8) ... five solo tackles with third interception at St. Louis (Dec. 15) when he stepped in front of a Bulger pass in the third quarter and returned the ball 15 yards to near midfield to set up Card scoring drive and narrow St. Louis lead to 24-21 ... added a tackle for loss and his 10th pass deflection of the season as well ... inactive vs. San Francisco (Dec. 21) and at Denver (Dec. 29) with hip flexor injury.

❖**2001:** Played in all 16 games with nine starting roles at cornerback ... 50 solo tackles, 21 assists, 2 interceptions, 9 pass deflections, and 2 forced fumbles ... also key special-teams performer with seven tackles and 51 blocks, the latter good for fifth on club ... downed punts at the 12- and three-yard lines in season opener vs. Denver (Sept. 23) ... with cornerback Tom Knight (hip) inactive, **started first NFL game the following week vs. Atlanta (Sept. 30)** and collected eight solo tackles, one assist ... again in starting lineup at Philadelphia (Oct. 7), this time for cornerback Corey Chavous (foot), posting 6 solo tackles, 3 assists, and 1 tackle on special teams in 21-20 victory ... **first career interception at Chicago (Oct. 14)** midway through second quarter plus six tack-

les ... started for Knight (hamstring) at Dallas (Oct. 28) and collected six combined tackles and batted away a pass as Cowboy starting wide receivers Raghib Ismail and Joey Galloway each caught just three passes ... personal best 11 combined tackles vs. N.Y. Giants (Nov. 11) ... downed a punt at the five-yard line vs. Detroit (Nov. 18) ... as starter for final three games of season, accumulated 24 tackles, 6 pass deflections, 2 forced fumbles, and 1 interception ... six tackles, including one stop for loss, batted away a pass, and forced Dallas receiver Ismail to fumble out of bounds in 17-10 win over Dallas (Dec. 23) ... second consecutive starting role at Carolina (Dec. 30) produced second interception of the season, a second-quarter pickoff and 23-yard return to the 12-yard line as Cards scored four plays later to take a 24-0 lead ... also stripped Carolina running back Richard Huntley at the 26-yard line on the second play of the game, a fumble teammate Ronald McKinnon scooped and returned 25 yards for a touchdown ... impressive all-round game with 10 solo tackles, 1 assist, and 2 deflections in addition to the turnover contributions ... concluded sophomore season at Washington (Jan. 6) with season-best three deflected passes in addition to five solo tackles and two assists.

➤**2000:** Promising preseason with eight tackles and two interceptions ... played in all 16 regular-season games with total of 8 tackles, 1 pass defended, 1 forced fumble, and 1 fumble recovery from scrimmage ... added five tackles and 41 blocks on special teams ... also took pair of handoffs on kickoff returns for gains of 41 and five yards ... in season-opener at N.Y. Giants (Sept.

3), took fourth-quarter handoff at 20-yard line on reverse from MarTay Jenkins on kickoff return and sped 43 yards around the left side to the Giants' 39-yard line ... added one solo tackle from scrimmage ... considerable playing time in 32-31 win over Dallas (Sept. 10) after injuries to starting cornerbacks Aeneas Williams (wrist) and Knight (knee) ... impressed with three solo tackles and stripped Cowboy receiver James McKnight of the football and made recovery at 24-yard line to set up third-quarter field goal that cut the Cowboy lead to 24-23 ... took handoff from Jenkins on kickoff for five-yard gain the following week vs. Green Bay (Sept. 24) ... significant playing time in second half at Philadelphia (Nov. 19) ... finished season at Washington (Dec. 24) with one solo tackle and one pass deflection from scrimmage, one tackle and three blocks on special teams.

➤**College/Personal:** Earned starting role in Arkansas secondary midway through freshman season ... fixture during final two Razorback seasons ... **two-time all-Southeastern Conference pick** ... career total of 176 tackles, 7 interceptions, 3 forced fumbles, and 5 quarterback sacks ... led Osceola (Ark.) High School to class AAA state title as senior ... also lettered in track and baseball ... high point scorer at prep district track meet ... architecture major at Arkansas ... mother died when he was 1-year-old ... raised by sisters Kim and Denna along with their grandparents in Osceola, Arkansas ... born Dec. 22, 1977 in Waterloo, Iowa. 📌

David Barrett Career Stats

Tackles-QB Sacks

Year	Solo	Assists	Total	QB Sacks
2000	7	1	8	0
2001	50	21	71	0
2002	57	25	82	0
Totals	114	47	161	0

Opponent Fumbles Recovered

Year	No.	Yards	Average	Long	TD
2000	1	0	0.0	0	0
2001	0	0	0.0	0	0
2002	1	21	21.0	21	0
Totals	2	21	10.5	21	0

Games

Games (Starts)—2000: 16 (0), 2001: 16 (9), 2002: 14 (14), **Totals:** 46 (23).

Interceptions

Year	No.	Yards	Average	Long	TD
2000	0	0	0.0	0	0
2001	2	30	15.0	23	0
2002	3	40	13.3	22	0
Totals	5	70	14.0	23	0

Additional Statistics

Gained 46 yards on two reverses on kickoff returns, 2000.

Single-Game Bests

Combined Tackles: 11 at Carolina, Dec. 30, 2001; vs. N.Y. Giants, Nov. 11, 2001. **Solo Tackles:** 10 at Carolina, Dec. 30, 2001. **Interceptions:** 1 five times, most recently at St. Louis, Dec. 15, 2002. **Passes Defended:** 3 at Washington, Jan. 6, 2002.



Marcus Bell

Defensive Tackle

6-2 339 Third Year
Fourth Round-b (123rd), 2001

College: Memphis

DOB: June 1, 1979

Hometown: Memphis, Tennessee



➤ **Pro Career:** Arizona's second selection in the fourth round (123rd overall) of the 2001 NFL Draft ... in 29 games (four starts), owns 36 solo tackles, 40 assists, 2 quarterback sacks, 10 hurries, 2 tackles for loss, and 2 passes defended.

➤ **2002:** Started first three games of campaign and a fourth mid-season contest to post 38 tackles (19 solos), 2 quarterback sacks, 6 hurries, 2 tackles for loss, and 2 pass deflections ... opened at defensive tackle at Washington (Sept. 8) and collected 2 solo tackles, 2 assists, 1 pass deflection at the line of scrimmage, and 1 hurry of Redskins passer Shane Matthews ... three tackles at Seattle (Sept. 15) and vs. San Diego (Sept. 22), adding a tackle for loss against the Chargers ... saw Barron Tanner start at defensive tackle vs. N.Y. Giants (Sept. 29) but came through with timely pressure of Giant passer Kerry Collins in first quarter as the hurried throw was intercepted at the 11-yard line by cornerback David Barrett to end a Giant scoring threat in 21-7 Arizona victory ... started in place of Tanner (ankle) vs. St. Louis (Nov. 3) ... two tackles vs. Seattle (Nov. 10) included one stop for loss ... rotated into lineup at Philadelphia (Nov. 17) and registered 2 solo stops, 1 assist, and 1 hurry ... three tackles and a third-quarter sack of Chief passer Trent Green at Kansas City (Dec. 1) ... 2 tackles, 1 hurry, and 1 deflected pass at the line of scrimmage in 23-20 overtime win vs. Detroit (Dec. 8) ... 4 tackles, 1 hurry, and 1 first-quarter sack of 49er passer Jeff Garcia on third-and-nine down at the Cardinal 24-yard line prior to wide-right 42-yard field-goal attempt vs. San Francisco (Dec. 21) ... concluded season with three tackles at Denver (Dec. 29).

➤ **2001:** Shook off effects of elbow injury to collect 17 solo tackles, 21 assists, and 4 hurries ... 38 combined tackles were the most among non-starters ... two solo stops and one assist vs. Denver (Sept. 23) but suffered elbow injury and was inactive for next three games ... returned to action vs.

Kansas City (Oct. 21) ... despite a first-half concussion vs. Philadelphia (Nov. 4), returned to game and finished with three tackles ... led all Cardinal defensive linemen with 10 combined tackles vs. N.Y. Giants (Nov. 11) and showed impressive closing speed when he chased down Giant tight end Howard Cross for a seven-yard gain on third-and-eight as Giants settled for a fourth-quarter field goal ... identical statistics of two tackles and a pass deflection at the line in consecutive wins over Detroit (Nov. 18) and at San Diego (Nov. 25) ... three tackles and two hurries in 34-31 overtime win at Oakland (Dec. 2) ... impressive game in 17-10 win over Dallas (Dec. 23) with one tackle and deflection of a Quincy Carter pass that linebacker Ronald McKinnon intercepted and sped 24 yards to the end zone to give the Cards a 7-3 second-quarter lead ... played more defensive snaps (65) than any Cardinal lineman at Washington (Jan. 6), responding with 3 solo tackles, 5 assists, and 1 hurry of Washington passer Tony Banks, the latter midway through the fourth quarter resulting in Banks' departure from the game with a thigh injury.

➤ **College/Personal:** Late bloomer at Memphis whose presence in the starting lineup brought an instant improvement for the defensive unit ... despite starting just 20 games, finished career with 34 tackles behind the line of scrimmage and 10 sacks at nose guard ... 209 total tackles in 42 games as a Tiger ... *anchor of the nation's top-rated rushing defense as a senior in 2000 ... one of five Tiger defenders to earn first-team all-Conference USA honors, tying league record* ... 16 tackles behind the line of scrimmage rank fifth on the Memphis single-season list ... played offensive and defensive tackle at Kingsbury (Memphis, Tenn.) High School ... all-Tennessee class 3-A selection at offensive and defensive line in 1996 ... education major at Memphis ... born June 1, 1979 in Memphis. ♡

Marcus Bell Career Stats

Tackles-QB Sacks

Year	Solo	Assists	Total	QB Sacks
2001	17	21	38	0
2002	19	19	38	2
Totals	36	40	76	2

Games

Games (Starts)—2001: 13 (0), 2002: 16 (4). Totals: 29 (4).

Single-Game Bests

Combined Tackles: 10 vs. N.Y. Giants, Nov. 11, 2001. **Solo Tackles:** 3 at Washington, Jan. 6, 2002. **Quarterback Sacks:** 1 three times, most recently vs. San Francisco, Dec. 21, 2003. **Quarterback Hurries:** 2 at Oakland, Dec. 2, 2001.



Jeff Blake

Quarterback

6-1 223 Twelfth Year

Unrestricted Free Agent (Ravens), 2003

College: East Carolina

DOB: December 4, 1970

Hometown: Orlando, Fla.

11

Pro Career: Signed three-year contract with Arizona on March 12, 2003 ... veteran of 11 seasons with N.Y. Jets (1992-93), Cincinnati Bengals (1994-99), New Orleans Saints (2000-01), and Baltimore Ravens (2002) ... **career totals of 2,828 pass attempts, 1,597 completions, 19,282 yards, 119 touchdowns, and 80 interceptions** ... also has gained 1,845 yards and 12 touchdowns on 384 career rushing attempts ... starts in 87 of 100 professional appearances ... more touchdowns than interceptions in all seven years as a starting quarterback ... career passer rating of 79.2 places him among active players in 2002 who rank closest to the NFL all-time top 20 (Steve McNair-81.7, Neil O'Donnell-81.6, Steve Beuerlein-80.9, Chris Chandler-80.7, Jeff George-80.4, and Donovan McNabb-79.3) ... originally selected by the N.Y. Jets in the sixth round (166th overall) of the 1992 NFL Draft ... following three appearances in two seasons with the Jets, was claimed via waivers by the Cincinnati Bengals prior to the start of the 1994 season ... after starting nine of 10 contests for the Bengals, started all 16 games for Cincinnati in 1995 and selected to his first Pro Bowl as he set a club record with 567 pass attempts, completing 326 for 3,822 yards with 28 touchdowns and 17 interceptions ... continued fine play the following year with 3,624 passing yards on 308 completions in 549 attempts with 24 touchdowns, then started just 11 games in 1997 and two in 1998 ... returned to start 12 of 14 games in 1999 with his best season totals since the '96 Pro Bowl campaign with 2,670 yards and 16

touchdowns passing ... broke the Bengals' quarterback mark with 332 rushing yards ... during six-year stint with Cincinnati, Blake's touchdown-to-interception differential was 93-62 for a ratio of 1.5-to-1, better than the career marks of Bengal greats Boomer Esiason (1.43-to-1, 187 touchdowns, 131 interceptions) and Ken Anderson (1.23-to-1, 197 touchdowns, 160 interceptions) ... signed with New Orleans for the 2000 season and started the first 10 games for the Saints before suffering a fractured and dislocated foot ... 7-3 mark as a starter and his 82.7 passer rating was the best of his career as he completed 184 of 302 passes for 2,025 yards with 13 touchdowns and just nine interceptions ... in 2001, saw action in just one contest when Aaron Brooks took over the quarterback duties for New Orleans ... last year started the final 10 games of the season for Baltimore, completing 165 of 295 passes for 2,084 yards with 13 touchdowns and 11 interceptions after replacing injured Raven passer Chris Redman midway through the season.

2002 (Ravens): Signed as unrestricted free agent on April 24 after being waived by New Orleans on March 1 ... stepped into the starting lineup for the final 10 contests in place of Redman (back) ... did not play in five of first six games ... appeared briefly vs. Denver (Sept. 20) with no statistics ... two hours prior to kickoff vs. Pittsburgh (Oct. 27), learned he would start in place of Redman ... connected on 29 of 50 passes for 298 yards with one touchdown and three

(Jeff Blake continued on page 52)

(Jeff Blake continued from page 51)

interceptions ... also rushed for 25 yards on six attempts, including a one-yard scoring run in fourth quarter ... the following week at Atlanta (Nov. 3) passed for 229 yards and a score on 14-of-27 effort ... led club on scoring drives of 58, 92, and 77 yards ... led Ravens to 38-27 victory over former Cincinnati team with 16 completions in 24 attempts for 183 yards vs. Bengals (Nov. 10) ... **eclipsed 18,000-yard passing mark at Miami (Nov. 17)** with 127 yards, completing 14 of 28 attempts with one touchdown, a 28-yard strike to wide receiver Travis Taylor on fourth-and-one play in second quarter ... engineered 13-12 win over Tennessee (Nov. 24) with 11-of-24 outing for 109 yards ... dealt former Bengal teammates a second defeat in 27-23 win at Cincinnati (Dec. 1) with 10 completions in 19 attempts for 115 yards and two touchdowns ... first 300-yard passing day since 1999 with 316-yard effort vs. New Orleans (Dec. 8) ... completed 18 passes in 36 attempts with two touchdowns, including a 77-yard connection with running back Jamal Lewis in the third period ... efficient 18-for-30 day (60 percent) for 228 yards and a pair of scoring tosses in 23-19 win at Houston (Dec. 15) ... guided Ravens to longest scoring drive of the season in second quarter by completing four of five passes for 94 yards in 97-yard march, capped by 26-yard scoring connection with Taylor ... **100th career NFL appearance vs. Cleveland (Dec. 22)** ... completed 16 of 28 passes for 143 yards and one score ... seven of the completions good for 61 yards to Pro Bowl tight end Todd Heap ... hit the 300-yard passing mark again in season finale at Pittsburgh (Dec. 29) with 336 yards and two touchdowns on 19-of-26 afternoon for season-best 73 percent completion mark.

▲**2001 (Saints):** After spending final five games of 2000 season on injured reserve, yielded to Brooks as the starter for entire season ... only action in season finale vs. San Francisco with one incomplete pass.

▲**2000 (Saints):** Joined Saints as unrestricted free agent Feb. 11 after six seasons with Cincinnati ... guided Saints to seven wins in first 10 starts before suffering a dislocated and fractured right foot vs. Oakland (Nov. 19) when tackled from behind by Raiders' defensive end Lance Johnstone, who fell on Blake's right leg just after he released the ball ... in 11 games, completed 184 of 302 pass attempts for 2,025 yards with 13 touchdowns and only nine interceptions ... ranked sixth in the NFC with career-best passer rating (82.7) ... also ranked second on club with 243 rushing yards on 57 carries with one score ... completion percentage of 60.9 ranked fifth in NFC and ninth in NFL ... single-game career best by completing 33 of 46 passes for 259 yards and three touchdowns in 28-27 comeback win at San

Diego (Sept. 10) ... on game-winning drive, completed eight of nine passes for 61 yards, capped by a eight-yard scoring toss to wide receiver Joe Horn ... guided Saints to six consecutive victories over next six outings ... impressive performance in 31-10 win at Chicago (Oct. 8) featured 18 completions in 25 attempts for 232 yards and three touchdowns ... also gained 66 rushing yards on career-high 12 carries ... **surpassed career 16,000-yard passing and 1,600-yard rushing plateaus** vs. Bears ... completed 11 of 23 passes for 161 yards and a score in 24-6 win over Carolina (Oct. 15), 19 of 31 attempts for 209 yards in 21-19 victory at Atlanta (Oct. 22), and 16 of 26 for 167 yards and a touchdown in 21-0 win at Arizona (Oct. 29) ... earned NFC offensive player-of-the-week honor following 31-15 win over San Francisco (Nov. 5) when he connected on 21 of 27 passes for season-best 77.8 percent efficiency with three touchdowns ... continued with 179 passing yards and a touchdown on 14 completions in 23 passes in 20-10 win at Carolina (Nov. 12) ... completed two of five attempts for 39 yards in first quarter at Oakland (Nov. 19) before season-ending foot injury ... placed on injured reserve Nov. 20 and underwent surgery on his right foot two days later.

▲**1999 (Bengals):** In 14 games (12 starts), completed 215 of 389 pass attempts for 2,670 yards with 16 touchdowns and 12 interceptions ... started first four games of season, did not play in next two, came off the bench to relieve Akili Smith the following two outings, then started the final eight games ... led offense to 146 points during weeks 11-14 to tie club record for most points in four-game span ... guided Bengals to three-game winning streak weeks 12 (Pittsburgh), 13 (Cleveland), and 14 (San Francisco) with 109.9 passer rating, completing 47 of 80 passes for 751 yards and six touchdowns with just one interception ... over first four games, all losses, compiled 615 passing yards on 61 completions in 113 attempts with three touchdowns and three interceptions as Bengals scored 35 points in 36-35 season-opening loss at Tennessee (Sept. 12), then tallied just 7, 3, and 10 points, respectively, in next three games ... after four starts by Smith, returned to full-time action vs. Jacksonville (Oct. 31) when Smith sustained severe sprain to the great toe on his right foot and did play the rest of the year ... completed 13 of 23 passes for 155 yards and a score vs. Jaguars ... first of eight starting roles at Seattle (Nov. 7) ... hovered near 50 percent completion mark the next three games, passing for 167 yards against the Seahawks, 236 vs. Tennessee (Nov. 14), and 246 with three touchdowns vs. Baltimore (Nov. 21) as club hit 30-point mark for the first time since season-opener ... halted the six-game losing skid at Pittsburgh (Nov. 28) with 15 completions in 28 attempts for 241 yards and a 76-

yard scoring connection to wide receiver Darnay Scott and his own four-yard scoring run in 27-20 win ... consecutive victories followed ... AFC offensive player-of-the-week vs. San Francisco (Dec. 5) as he completed 21 of 30 passes for 334 yards and four touchdowns in 44-30 victory ... the four scoring connections were to Carl Pickens (11 and 13 yards), Scott (58 yards), and Corey Dillon (12 yards) ... completed 11 of 22 passes for 176 yards and a touchdown in 44-28 win over Cleveland (Dec. 12) ... the three-game win streak resulted in total offense productions of 415 yards at Pittsburgh, 476 vs. San Francisco, and 459 vs. Cleveland ... consecutive 44-point outputs vs. 49ers and Browns led Bengal offense to most points (88) over two games since 1985 ... 332 rushing yards broke previous team quarterback mark of 320 yards by Ken Anderson in 1981 ... *eclipsed 15,000-yard career passing mark at Baltimore (Dec. 26).*

❖**1998 (Bengals):** Played in eight games (two starts), completing 51 of 93 pass attempts for 739 yards with three touchdowns and three interceptions ... working behind starter Neil O'Donnell, saw only limited action during first 10 games ... inactive for games 11-12 as Paul Justin started with O'Donnell in reserve ... returned to back-up role vs. Buffalo (Dec. 6) and completed three of five passes for 46 yards after O'Donnell suffered season-ending hand fracture ... started the following week at Indianapolis (Dec. 13) and completed 16 of 29 attempts for 180 yards and a touchdown ... responded with masterful effort the next week at Pittsburgh (Dec. 20), connecting on 20 of 36 passes for season-high 367 yards in 25-24 comeback win ... fourth-quarter heroics included a 61-yard scoring strike to Scott to give Bengals 22-21 lead, then after Steelers took 24-22 edge, directed a 12-play, 62-yard drive to the game-winning field goal ... medical examination after the game revealed a bone chip in his right wrist, landing him on injured reserve Dec. 24 for final game.

❖**1997 (Bengals):** Started first 11 games before yielding to Boomer Esiason for final five outings ... completed 184 of 317 pass attempts for 2,125 yards with seven touchdowns and eight interceptions ... also scored three rushing touchdowns on 45 attempts for 234 yards ... opened season in dramatic fashion vs. Arizona (Aug. 31) with three fourth-quarter touchdown drives to erase a 21-3 deficit in 24-21 comeback win ... connected with Pickens for a six-yard scoring play to take 22-21 lead with 38 seconds remaining, then added a two-point conversion pass to Tony McGee for the final points ... completed 24 of 35 passes for 252 yards against the Cardinals in the comeback victory ... gained 317 yards through the air on 25-of-45 effort at Baltimore (Sept. 7) ... impressive at Denver (Sept. 21) with 20 completions in 30 attempts for 220 yards and a score ...

led Bengals in rushing at Jacksonville with 75 yards on 11 attempts, including an eight-yard third-quarter touchdown run ... ended seven-game losing skid vs. San Diego (Nov. 2) when he gave Cincinnati a 10-7 lead with a 15-yard scoring toss to Pickens, then scored the eventual game-winning touchdown with a 13-yard run in fourth quarter in 38-31 victory ... followed with nine completions in 15 attempts for 63 yards and a 15-yard touchdown toss to McGee in 28-13 win at Indianapolis (Nov. 19), but was shaken on sack by Colt lineman Dan Footman in first series of third period and did not return ... season-high 71.4 percent completion (15-21) for 158 yards at Pittsburgh (Nov. 16) in final appearance of season as Esiason started the final five games.

❖**1996 (Bengals):** Guided Bengals to 7-2 mark in final nine games ... started all 16 outings and finished with 308 completions, 549 pass attempts, 3,624 yards, 24 touchdowns, and 14 interceptions for 80.3 passer rating ... also rushed 72 times, a single-season high, for 317 yards with two touchdowns ... 308 completions second only to his 326 in 1995, and 3,624 passing yards fourth in team history ... *first quarterback in team history to rush for over 300 yards in consecutive seasons* ... directed Bengal offense to NFL-best 372.6 yards per game over final eight contests ... touchdown-to-interception differential (24-14) was plus-10 or better for second consecutive season, a feat accomplished only by Esiason in Bengal history (1988-89) ... during Cincinnati's 4-1 finish to the season, completed 105 of 172 passes (61 percent) for 1,376 yards (275.2 yards per game) with 13 touchdowns and just one interception, good for a 109.1 passer rating during that span ... first win of season week three vs. New Orleans (Sept. 15) with 225 passing yards on 22-for-39 effort and one touchdown in 30-15 victory ... scored on two-yard run vs. Denver (Sept. 29) ... season-best 76.7 completion percentage (23-for-30) for 229 yards at Pittsburgh (Oct. 13) but suffered 10 sacks for -71 yards ... 15 completions in 36 attempts for 200 yards at San Francisco (Oct. 20) included three scoring connections ... broke a four-game losing skid the next week vs. Jacksonville (Oct. 27) by completing 19 of 30 pass attempts for 244 yards and two touchdowns in 28-10 win ... missed the final two series vs. Jaguars with abdominal and back bruise ... *led offense to biggest road comeback in Bengal history when he passed for 255 yards on 22-of-29 day at Baltimore (Nov. 3) ... overcame 21-3 deficit with four-yard scoring run to bring Cincinnati to within 21-16, tossed two-point conversion to Pickens to climb within 21-18, then engineered a pair of field-goal drives for the 24-21 victory* ... guided Bengals to 34-24 win in return match vs. Pittsburgh (Nov. 10) with 24 completions in 39 attempts for 275 yards and a

(Jeff Blake continued on page 54)

(Jeff Blake continued from page 53)

touchdown ... after completing just eight of 22 passes for 95 yards at Buffalo (Nov. 17), roared back the following week vs. Atlanta (Nov. 24) with season-high 349 passing yards and four touchdowns in 41-31 win ... completed 21 of 36 passes vs. Falcons with no interceptions and just one sack ... passed for 183 yards and two touchdowns in first quarter, including a 61-yard scoring strike to Pickens ... it was one of three scoring connections with Pickens that day, who caught 11 passes for 176 yards ... the other two scores were a seven-yarder in the third quarter and a 14-yard pass in the fourth period ... the 41 points marked the most points by the Bengals in 109 regular-season games, dating to 61-7 win over Houston in 1989 ... hit 300-yard passing mark again the following week at Jacksonville (Dec. 1) with 23 completions in 39 attempts and three touchdowns, adding 50 rushing yards on six carries ... earned AFC offensive player-of-the-week vs. Baltimore (Dec. 8) with season-high 26 completions in 42 attempts (61.9 percent) for 272 yards and two touchdowns in 21-14 victory ... directed the game-winning drive in the fourth quarter with 11-play, 68-yard march capped with one-yard scoring pass to Tony McGee ... continued winning ways with 158 yards and a touchdown passing in 21-13 win at Houston (Dec. 15) ... concluded impressive season with 22 completions in 37 attempts for 284 yards and three touchdowns vs. Indianapolis (Dec. 22) in season finale, including a nine-yard scoring toss to McGee for the game-winner with 5:27 to play in 31-24 victory.

➤ **1995 (Bengals):** *Authorized team-record 567 pass attempts (326 completions) and plus-11 (28-17) touchdown-to-interception differential, just one shy of the AFC-best efforts of plus-12 by John Elway (Denver) and Jim Harbaugh (Indianapolis) ... no. 2 vote-getter for the Pro Bowl behind Miami's Dan Marino, then named starter when Marino withdrew due to injury ... passer rating of 82.1 highest in team history since Esiason's 92.1 mark in 1989 ... established Cincinnati record with touchdown passes in 21 consecutive games, a streak extending from the final seven games of 1994 through the first 14 outings of 1995 ... 28 touchdown tosses best in AFC ... first Bengal to lead conference in scoring passes since Esiason in 1989 ... also just one score shy of team record of 29 touchdown tosses by Ken Anderson in 1981 ... 3,822 passing yards second in AFC to Elway's 3,970 and second in Cincinnati record books to Esiason's 3,959 (1986) ... beginning with the final game of '94 and extending through the first eight contests of '95, led Bengal offense to nine consecutive games with 300 or more total yards, tied for the club's longest streak since 1986 ... outstanding two-game production against division champion Pittsburgh with six touchdowns (three in each game) and no intercep-*

tions ... opened season with 19-33 effort for 249 yards and a touchdown in 24-21 overtime win at Indianapolis (Sept. 3) ... followed with 247 yards passing and two touchdowns (20 completions, 30 attempts) in 24-17 victory over Jacksonville (Sept. 10) ... passed for 286 yards at Seattle (Sept. 17), including *the AFC's longest completion of the season, an 88-yard scoring strike to Scott* ... topped the 300-yard mark with 35 passing yards on 24 completions in 46 attempts with three scores vs. Houston (Sept. 24) ... matched the scoring production the next week vs. Miami (Oct. 1) with 18 completions in 31 attempts for 201 yards, a trio of touchdown passes, and no interceptions for second consecutive game ... broke four-game losing skid at Pittsburgh (Oct. 19) with career-best 81.8 completion mark in 27-19 win over Steelers ... connected on 18 of 22 attempts for 275 yards and three scores with no interceptions or sacks ... three more touchdown passes and no interceptions in return match vs. Pittsburgh (Nov. 19) ... found Pickens for five-yard scoring pass with 17 seconds left in 17-13 win at Jacksonville (Nov. 26) ... efficient 30-of-41 (73.2 percent) for 253 yards and a touchdown in 16-10 win over Chicago (Dec. 10) ... led Bengals to biggest comeback in team history vs. Minnesota (Dec. 24) ... completed 19 of 26 passes for 196 yards and two touchdowns in second half as Cincinnati rallied from 24-3 deficit for 27-24 victory ... stamped an exclamation point to his campaign during the postseason when he *connected with Pittsburgh wide receiver Yancy Thigpen for Pro Bowl-record 93-yard touchdown pass.*

➤ **1994 (Bengals):** Acquired by Bengals via waivers from N.Y. Jets on Aug. 29 ... inactive third quarterback for first six games behind David Klingler and Donald Hollas ... played 10 games with starting roles in final nine outings ... completed 156 of 306 passes for 2,154 yards with nine touchdowns and 14 interceptions ... *led NFL with eight pass completions of 50 yards or more* ... came off bench as inactive third quarterback at Cleveland (Oct. 23) after injuries to both Klingler and Hollas to throw two incomplete passes ... in Bengals' starting debut, connected on 14 of 32 attempts for 247 yards and two touchdowns vs. Dallas (Oct. 30) ... 243 net yards vs. Cowboys (247 gross yards, four-yard sack) most for Bengals in 16 games ... named AFC offensive player-of-the-week in 20-17 win at Seattle (Nov. 6) ... directed offense to most passing yards (387) and most yards total offense (496) in 68 games while completing 31 of 43 passes ... similar performance the next week vs. Houston (Nov. 13) with 23 completions in 33 attempts for 354 yards and four touchdowns in 34-31 win, marking the first time a Bengal quarterback threw four touchdown passes in a game since Esiason in 1989 ... *two-game passing yardage total of 741 yards vs. Seahawks and Oilers is team record for consecutive games*

... earned AFC offensive player-of-the-month honors for November as he closed the month as the highest-rated passer in the conference at 90.7 ... brought club back from 27-10 deficit in season finale vs. Philadelphia (Dec. 24) for 33-30 victory ... completed 17 of 42 passes for 239 yards and a fourth quarter that included two touchdown passes and a 16-yard run on fourth-and-16 situation to fuel scoring drive.

✦**1993 (N.Y. Jets):** Inactive for all 16 games behind Esiason and Browning Nagle.

✦**1992 (N.Y. Jets):** Played in three games ... completed four of nine passes for 40 yards with one interception and rushed twice for minus two yards ... *pro debut vs. Kansas City (Nov. 29)* with three completions in as many attempts for 37 yards ... token action with no statistics the following week at Buffalo (Dec. 6) ... completed one of six

passes for three yards with an interception in season finale vs. New Orleans (Dec. 26).

✦**College/Personal:** Broke or tied 32 records at East Carolina where he passed for 5,133 yards with 43 touchdowns and only 20 interceptions ... *led Pirates to 11-1 mark as a senior and the school's highest national ranking—ninth* ... finished ninth in Heisman Trophy balloting ... attended Seminole High School in Sanford, Fla. ... father, Emory, played in the Canadian Football League for Toronto Argonauts and was his high school coach ... godson of former Montreal Expos outfielder Tim Lincecum ... brother-in-law, Robert Jones, was a teammate at Eastern Carolina ... resides in Dallas with wife Lewanna, sons Emory and Trey, and daughter Torre ... born Dec. 4, 1970 in Daytona Beach, Fla. ✦

Jeff Blake Career Stats

Passing

Year	Att.	Comp.	Yards	Pct.	Avg./Att.	TD	Interceptions	Long	Tackled/Lost	Rating
1992*	9	4	40	44.4	4.44	0	1	19	2/7	18.1
1993*	0	0	0	0.00	0.00	0	0	0	0/0	00.0
1994**	306	156	2,154	50.9	7.03	14	9	76	19/120	76.9
1995**	567	326	3,822	57.5	6.74	28	17	88t	24/152	82.1
1996**	549	308	3,624	56.1	6.60	24	14	61t	44/278	80.3
1997**	317	184	2,125	58.0	6.70	8	7	50t	39/244	77.6
1998**	93	51	739	54.8	7.94	3	3	67t	15/79	78.2
1999**	389	215	2,670	55.3	6.86	16	12	76t	24/150	77.6
2000***	302	184	2,025	60.9	6.71	13	9	49t	24/150	82.7
2001***	1	0	0	0.00	0.00	0	0	0	0/0	39.6
2002#	295	165	2,084	55.9	7.06	13	11	77t	30/203	77.3
Totals	2,828	1,593	19,283	56.3	6.82	119	83	88t	227/1,401	79.2

*N.Y. Jets **Cincinnati ***New Orleans #Baltimore

Rushing

Year	No.	Yards	Average	Long	TD
1992*	2	-2	-1.0	1	0
1993*	0	0	0.0	0	0
1994**	37	204	5.5	16	1
1995**	53	309	5.8	30	2
1996**	72	317	4.4	18	2
1997**	45	234	5.2	16	3
1998**	15	103	6.9	18	0
1999**	63	332	5.3	16	2
2000***	57	243	4.3	20	1
2001***	1	-1	-1.0	-1	0
2002#	39	106	2.7	17	1
Totals	384	1,845	4.8	30	12

*N.Y. Jets **Cincinnati ***New Orleans #Baltimore

Single-Game Bests

Pass Attempts: *50 vs. Pittsburgh, Oct. 27, 2002. **Pass Completions:** ***33 at San Diego, Sept. 10, 2000. **Most Yards Passing:** **387 at Seattle, Nov. 6, 1994. **Longest Completion:** **88t at Seattle, Sept. 17, 1995. **Completion Pct.:** **81.8 at Pittsburgh, Oct. 19, 1995 (18-22). **Touchdowns Passing:** **4 vs. San Francisco, Dec. 5, 1999; vs. Atlanta, Nov. 24, 1996; vs. Houston, Nov. 13, 1994. **Interceptions:** 3, five times, most recent vs. #Pittsburgh, Oct. 27, 2002. **Rushing Attempts:** ***12 at Chicago, Oct. 8, 2000. **Rushing Yards:** **90 at Tennessee, Sept. 12, 1999. **Long Run:** **30 at Houston, Nov. 12, 1995. **Touchdowns Rushing:** 1, 12 times, most recent vs. #Pittsburgh, Oct. 27, 2002.

*N.Y. Jets **Cincinnati ***New Orleans #Baltimore

Games

Games (Starts)—*1992:3 (0), *1993:0 (0), **1994:10 (9), **1995:16 (16), **1996:16 (16), **1997:11 (11), **1998:8 (2), **1999:14 (12), ***2000:11 (11), ***2001:1 (0), #2002:11 (10). **Totals: 101 (87).**

*N.Y. Jets **Cincinnati ***New Orleans #Baltimore

Record As A Starter (36-51) When He's ...

Thrown 3+ Touchdowns	8-6	Thrown 40+ Passes	6-7
Thrown 2 Touchdowns	8-8	On Grass	11-21
Thrown 1 Touchdown	16-23	On Turf	25-30
Thrown 0 Touchdowns	4-14	Indoors	8-8
Sacked 0 Times	9-4	vs. NFC	14-17
Sacked 4+ Times	6-19	vs. AFC	22-34
Thrown 0 Interceptions	19-16	At Home	19-22
Thrown 1 Interception	12-17	On Road	17-29
Thrown 2+ Interceptions	5-18	In August/September	5-14
Passed for over 250 Yards	14-10	In October	6-13
Passed for over 300 Yards	5-5	In November	14-12
Completed over 60%	20-5	In December/January	11-12
Thrown 30+ Passes	23-31		

2002 (Ravens)

Date	Opponent	Att.	Comp.	Yards	Pct.	TD	Int.	Sacked/Yards Lost	W/L
Sept. 8, 2002	At Carolina	Did not play							*L
Sept. 15, 2002	Tampa Bay	Did not play							*L
Sept. 30, 2002	Denver	0	0	0	00.0	0	0	0/0	*W
Oct. 6, 2002	At Cleveland	Did not play							*W
Oct. 13, 2002	At Indianapolis	Did not play							*L
Oct. 20, 2002	Jacksonville	Did not play							*W
Oct. 27, 2002	Pittsburgh	50	29	298	58.0	1	3	1/5	L
Nov. 3, 2002	At Atlanta	27	14	229	51.9	1	1	6/42	L
Nov. 10, 2002	Cincinnati	24	16	183	66.7	1	0	2/20	W
Nov. 17, 2002	At Miami	28	14	127	50.0	1	1	7/36	L
Nov. 24, 2002	Tennessee	24	11	109	45.8	0	1	4/22	W
Dec. 1, 2002	At Cincinnati	19	10	115	52.6	2	0	3/16	W
Dec. 8, 2002	New Orleans	39	18	316	46.2	2	2	2/20	L
Dec. 15, 2002	At Houston	30	18	228	60.0	2	0	0/0	W
Dec. 22, 2002	Cleveland	28	16	143	57.1	1	1	2/14	L
Dec. 29, 2002	At Pittsburgh	26	19	336	73.1	2	2	3/28	L
Totals		295	165	2,084	55.9	13	11	30/203	

2001 (Saints)

Date	Opponent	Att.	Comp.	Yards	Pct.	TD	Int.	Sacked/Yards Lost	W/L
Sept. 9, 2001	At Buffalo	Did not play							*W
Sept. 30, 2001	At N.Y. Giants	Did not play							*L
Oct. 7, 2001	Minnesota	Did not play							*W
Oct. 14, 2001	At Carolina	Did not play							*W
Oct. 21, 2001	Atlanta	Did not play							*L
Oct. 28, 2001	At St. Louis	Did not play							*W
Nov. 4, 2001	N.Y. Jets	Did not play							*L
Nov. 11, 2001	At San Francisco	Did not play							*L
Nov. 18, 2001	Indianapolis	Did not play							*W
Nov. 25, 2001	At New England	Did not play							*L
Dec. 2, 2001	Carolina	Did not play							*W
Dec. 9, 2001	At Atlanta	Did not play							*W
Dec. 17, 2001	St. Louis	Did not play							*L
Dec. 23, 2001	At Tampa Bay	Did not play							*L
Dec. 30, 2001	Washington	Did not play							*L
Jan. 6, 2002	San Francisco	1	0	0	00.0	0	0	0/0	*L
Totals		1	0	0	00.0	0	0	0/0	

2000 (Saints)

Date	Opponent	Att.	Comp.	Yards	Pct.	TD	Int.	Sacked/Yards Lost	W/L
Sept. 3, 2000	Detroit	34	18	169	52.9	0	1	5/23	L
Sept. 10, 2000	At San Diego	46	33	259	71.7	3	2	0/0	W
Sept. 17, 2000	At Seattle	24	14	159	58.3	1	0	2/12	L
Sept. 24, 2000	Philadelphia	38	18	163	47.4	0	2	5/22	L
Oct. 8, 2000	At Chicago	25	18	232	72.0	3	1	2/15	W
Oct. 15, 2000	Carolina	23	11	161	47.8	1	0	1/13	W
Oct. 22, 2000	At Atlanta	31	19	209	61.3	0	1	1/3	W
Oct. 29, 2000	At Arizona	26	16	167	61.5	1	1	2/9	W
Nov. 5, 2000	San Francisco	27	21	288	77.8	3	0	4/39	W
Nov. 12, 2000	At Carolina	23	14	179	60.9	1	1	2/14	W
Nov. 19, 2000	Oakland	5	2	39	40.0	0	0	0/0	L
Nov. 26, 2000	At St. Louis	Injured reserve (foot)							*W
Dec. 3, 2000	Denver	Injured reserve (foot)							*L
Dec. 10, 2000	At San Francisco	Injured reserve (foot)							*W
Dec. 17, 2000	Atlanta	Injured reserve (foot)							*W
Dec. 24, 2000	St. Louis	Injured reserve (foot)							*L
Totals		302	184	2,025	60.9	13	9	24/150	

*Non-starter

1999 (Bengals)

Date	Opponent	Att.	Comp.	Yards	Pct.	TD	Int.	Sacked/Yards Lost	W/L
Sept. 12, 1999	At Tennessee	31	18	182	58.6	2	2	1/0	L
Sept. 19, 1999	San Diego	16	7	68	43.8	1	0	1/18	L
Sept. 26, 1999	At Carolina	43	24	251	55.8	0	1	3/8	L
Oct. 3, 1999	St. Louis	23	12	114	52.2	0	0	3/26	L
Oct. 10, 1999	At Cleveland	Did not play							*W
Oct. 17, 1999	Pittsburgh	Did not play							*L
Oct. 24, 1999	At Indianapolis	7	5	52	71.4	1	0	0/0	*L
Oct. 31, 1999	Jacksonville	23	13	155	56.5	1	0	0/0	*L
Nov. 7, 1999	At Seattle	35	18	287	51.4	1	2	1/8	L
Nov. 14, 1999	Tennessee	32	18	236	56.3	1	0	7/39	L
Nov. 21, 1999	Baltimore	39	20	246	51.3	3	2	0/0	L
Nov. 28, 1999	At Pittsburgh	28	15	241	53.6	1	1	2/6	W
Dec. 5, 1999	San Francisco	30	21	334	70.0	4	0	2/9	W
Dec. 12, 1999	Cleveland	22	11	176	50.0	1	0	0/0	W
Dec. 26, 1999	At Baltimore	37	20	187	54.1	0	2	7/39	L
Jan. 2, 2000	At Jacksonville	23	13	141	56.5	0	2	3/15	L
Totals		389	215	2,670	55.3	16	12	24/150	

1998 (Bengals)

Date	Opponent	Att.	Comp.	Yards	Pct.	TD	Int.	Sacked/Yards Lost	W/L
Sept. 6, 1998	Tennessee	Did not play							*L
Sept. 13, 1998	At Detroit	Did not play							*W
Sept. 20, 1998	Green Bay	0	0	0	00.0	0	0	0/0	L
Sept. 27, 1998	At Baltimore	6	3	89	50.0	1	0	1/8	*L
Oct. 11, 1998	Pittsburgh	Did not play							*W
Oct. 18, 1998	At Tennessee	3	2	10	66.7	0	0	1/2	*L
Oct. 25, 1998	At Oakland	4	1	11	25.0	0	1	2/12	*L
Nov. 1, 1998	Denver	Did not play							*L
Nov. 8, 1998	At Jacksonville	Did not play							*L
Nov. 15, 1998	At Minnesota	10	6	36	60.0	0	1	1/5	*L
Nov. 22, 1998	Baltimore	Inactive							*L
Nov. 29, 1998	Jacksonville	Inactive							*L
Dec. 6, 1998	Buffalo	5	3	46	60.0	0	0	3/13	*L
Dec. 13, 1998	At Indianapolis	29	16	180	55.2	1	0	3/19	L
Dec. 20, 1998	At Pittsburgh	36	20	367	55.6	1	1	4/20	W
Dec. 27, 1998	Tampa Bay	Injured reserve (wrist)							*L
Totals		93	51	739	54.8	3	3	15/79	

1997 (Bengals)

Date	Opponent	Att.	Comp.	Yards	Pct.	TD	Int.	Sacked/Yards Lost	W/L
Aug. 31, 1997	Arizona	35	24	252	68.6	1	1	4/22	W
Sept. 7, 1997	At Baltimore	45	25	317	55.6	1	2	5/34	L
Sept. 21, 1997	At Denver	30	20	220	66.7	1	0	4/26	L
Sept. 28, 1997	N.Y. Jets	21	10	166	47.6	2	1	2/17	L
Oct. 5, 1997	At Jacksonville	27	16	232	59.3	0	0	5/32	L
Oct. 12, 1997	At Tennessee	28	14	130	50.0	0	0	5/32	L
Oct. 19, 1997	Pittsburgh	29	15	178	51.7	0	2	2/13	L
Oct. 26, 1997	At N.Y. Giants	34	17	237	50.0	1	1	2/12	L
Nov. 2, 1997	San Diego	32	19	172	59.4	1	0	3/10	W
Nov. 9, 1997	At Indianapolis	15	9	63	60.0	1	0	3/16	W
Nov. 16, 1997	At Pittsburgh	21	15	158	71.4	0	0	4/30	L
Nov. 23, 1997	Jacksonville	Inactive							*W
Nov. 30, 1997	At Philadelphia	Inactive							*L
Dec. 4, 1997	Tennessee	Inactive							*W
Dec. 14, 1997	Dallas	Inactive							*W
Dec. 21, 1997	Baltimore	Inactive							*W
Totals		317	184	2,125	58.0	8	7	39/244	

1996 (Bengals)

Date	Opponent	Att.	Comp.	Yards	Pct.	TD	Int.	Sacked/Yards Lost	W/L
Sept. 1, 1996	At St. Louis	40	23	226	57.5	1	2	3/21	L
Sept. 8, 1996	At San Diego	33	14	163	42.4	1	1	0/0	L
Sept. 15, 1996	New Orleans	39	22	225	56.4	1	0	2/7	W
Sept. 29, 1996	Denver	29	15	166	51.7	0	1	4/19	L
Oct. 6, 1996	Houston	37	18	170	48.6	1	0	4/18	L
Oct. 13, 1996	At Pittsburgh	30	23	229	76.7	1	1	10/71	L
Oct. 20, 1996	At San Francisco	34	15	200	44.1	3	1	1/4	L
Oct. 27, 1996	Jacksonville	30	19	244	63.3	2	0	5/42	W
Nov. 3, 1996	At Baltimore	39	22	255	56.4	0	1	1/2	W
Nov. 10, 1996	Pittsburgh	39	24	275	61.5	1	3	2/15	W
Nov. 17, 1996	At Buffalo	22	8	95	36.4	0	1	5/35	L
Nov. 24, 1996	Atlanta	36	21	349	58.3	4	0	1/7	W
Dec. 1, 1996	At Jacksonville	39	23	313	58.9	3	2	0/0	L
Dec. 8, 1996	Baltimore	42	26	272	61.9	2	0	2/5	W
Dec. 15, 1996	At Houston	23	13	158	56.5	1	0	4/32	W
Dec. 22, 1996	Indianapolis	37	22	284	59.5	3	1	0/0	W
Totals		549	308	3,624	56.1	24	14	44/278	

*Non-starter

(Jeff Blake continued on page 58)

1995 (Bengals)

Date	Opponent	Att.	Comp.	Yards	Pct.	TD	Int.	Sacked/Yards Lost	W/L
Sept. 3, 1995	At Indianapolis	33	19	249	57.6	1	0	0/0	W
Sept. 10, 1995	Jacksonville	30	20	247	66.7	2	0	3/19	W
Sept. 17, 1995	At Seattle	42	22	286	52.4	2	1	1/0	L
Sept. 24, 1995	Houston	46	24	356	52.2	3	0	1/9	L
Oct. 1, 1995	Miami	34	18	201	52.9	3	0	1/3	L
Oct. 8, 1995	At Tampa Bay	31	16	210	51.6	1	3	1/6	L
Oct. 19, 1995	At Pittsburgh	22	18	275	81.8	3	0	0/0	W
Oct. 29, 1995	Cleveland	35	20	249	57.1	2	2	4/20	L
Nov. 5, 1995	Oakland	31	16	159	51.6	1	2	4/38	L
Nov. 12, 1995	At Houston	34	21	220	61.8	2	1	0/0	W
Nov. 19, 1995	Pittsburgh	28	19	217	67.9	3	0	3/24	L
Nov. 26, 1995	At Jacksonville	39	19	210	48.7	1	3	0/0	W
Dec. 3, 1995	At Green Bay	35	19	202	54.3	1	2	3/16	L
Dec. 10, 1995	Chicago	41	30	253	73.2	1	0	1/7	W
Dec. 17, 1995	At Cleveland	46	22	257	47.8	0	1	2/10	L
Dec. 24, 1995	Minnesota	40	23	231	57.5	2	2	0/0	W
Totals		567	326	3,822	57.5	28	17	24/152	

1994 (Bengals)

Date	Opponent	Att.	Comp.	Yards	Pct.	TD	Int.	Sacked/Yards Lost	W/L
Sept. 4, 1994	Cleveland	Inactive (third quarterback)							*L
Sept. 11, 1994	At San Diego	Inactive (third quarterback)							*L
Sept. 18, 1994	New England	Inactive (third quarterback)							*L
Sept. 25, 1994	At Houston	Inactive (third quarterback)							*L
Oct. 2, 1994	Miami	Inactive (third quarterback)							*L
Oct. 16, 1994	At Pittsburgh	Inactive (third quarterback)							*L
Oct. 23, 1994	At Cleveland	2	0	0	00.0	0	0	0/0	*L
Oct. 30, 1994	Dallas	32	14	247	43.8	2	0	1/4	L
Nov. 6, 1994	At Seattle	43	31	387	72.1	0	1	2/10	W
Nov. 13, 1994	Houston	33	23	354	69.7	4	0	1/6	W
Nov. 20, 1994	Indianapolis	37	21	207	56.8	1	1	1/10	L
Nov. 27, 1994	At Denver	33	15	215	45.5	1	1	3/20	L
Dec. 4, 1994	Pittsburgh	19	8	156	42.1	1	2	5/37	L
Dec. 11, 1994	At N.Y. Giants	37	17	200	45.9	2	0	1/3	L
Dec. 18, 1994	At Arizona	28	10	149	35.7	1	1	4/24	L
Dec. 24, 1994	Philadelphia	42	17	239	40.5	2	3	1/6	W
Totals		306	156	2,154	50.9	14	9	19/120	

1993 (Jets)

Date	Opponent	Att.	Comp.	Yards	Pct.	TD	Int.	Sacked/Yards Lost	W/L
Sept. 5, 1993	Denver	Inactive							*L
Sept. 12, 1993	At Miami	Inactive							*W
Sept. 26, 1993	New England	Inactive							*W
Oct. 3, 1993	Philadelphia	Inactive							*L
Oct. 10, 1993	At Oakland	Inactive							*L
Oct. 24, 1993	Buffalo	Inactive							*L
Oct. 31, 1993	At N.Y. Giants	Inactive							*W
Nov. 7, 1993	Miami	Inactive							*W
Nov. 11, 1993	At Indianapolis	Inactive							*W
Nov. 21, 1993	Cincinnati	Inactive							*W
Nov. 28, 1993	At New England	Inactive							*W
Dec. 5, 1993	Indianapolis	Inactive							*L
Dec. 11, 1993	At Washington	Inactive							*W
Dec. 18, 1993	Dallas	Inactive							*L
Dec. 26, 1993	At Buffalo	Inactive							*L
Jan. 2, 1994	At Houston	Inactive							*L
Totals		0	0	0	00.0	0	0	0/0	

1992 (Jets)

Date	Opponent	Att.	Comp.	Yards	Pct.	TD	Int.	Sacked/Yards Lost	W/L
Sept. 6, 1992	At Atlanta	Inactive							*L
Sept. 13, 1992	At Pittsburgh	Inactive							*L
Sept. 20, 1992	San Francisco	Inactive							*L
Sept. 27, 1992	At L.A. Rams	Inactive							*L
Oct. 4, 1992	New England	Inactive							*W
Oct. 11, 1992	At Indianapolis	Inactive							*L
Oct. 26, 1992	Buffalo	Inactive							*L
Nov. 1, 1992	Miami	Inactive							*W
Nov. 8, 1992	At Denver	Inactive							*L
Nov. 15, 1992	Cincinnati	Did not play							*W
Nov. 22, 1992	At New England	Inactive							*L
Nov. 29, 1992	Kansas City	3	3	37	100.0	0	0	1/7	*L
Dec. 6, 1992	At Buffalo	0	0	0	00.0	0	0	0/0	*W
Dec. 13, 1992	Indianapolis	Did not play							*L
Dec. 20, 1992	At Miami	Did not play							*L
Dec. 26, 1992	New Orleans	6	1	3	16.7	0	1	1/0	*L
Totals		9	4	40	44.4	0	1	2/7	

*Non-starter

Blake By Month

Month	Att.	Comp.	Yards	Comp. Pct.	TD	Int.	Tackled/Lost
August/September	661	373	4,213	56.4	24	17	47/265
October	620	349	4,211	56.3	27	17	54/342
November	787	455	5,573	57.8	33	24	69/454
December/January	760	416	5,286	54.7	35	24	55/333

Blake vs. NFL Team By Team

Vs. Arizona Cardinals

Date	Opponent	Att.	Comp.	Yards	Comp. Pct.	TD	Int.	Tackled/Lost	W/L
Dec. 18, 1994	At Arizona	28	10	149	35.7	1	1	4/24	L
Aug. 31, 1997	Arizona	35	24	252	68.6	1	1	4/22	W
Oct. 29, 2000	At Arizona	26	16	167	61.5	1	1	2/9	W
Totals	3 Games	89	50	568	56.2	3	3	10/55	

Vs. Atlanta Falcons

Date	Opponent	Att.	Comp.	Yards	Comp. Pct.	TD	Int.	Tackled/Lost	W/L
Nov. 24, 1996	Atlanta	36	21	349	58.3	4	0	1/7	W
Oct. 22, 2000	At Atlanta	31	19	209	61.3	0	1	1/3	W
Nov. 3, 2002	At Atlanta	27	14	229	51.9	1	1	6/42	L
Totals	3 games	94	54	787	57.4	5	2	8/52	

Vs. Baltimore Ravens

Date	Opponent	Att.	Comp.	Yards	Comp. Pct.	TD	Int.	Tackled/Lost	W/L
Nov. 21, 1999	Baltimore	39	20	246	51.3	3	2	0/0	L
Dec. 8, 1996	Baltimore	42	26	272	61.9	2	0	2/5	W
Sept. 27, 1998	At Baltimore	6	3	89	50.0	1	0	1/8	*L
Sept. 7, 1997	At Baltimore	45	25	317	55.6	1	2	5/34	L
Nov. 3, 1996	At Baltimore	39	22	255	56.4	0	1	1/2	W
Dec. 26, 1999	At Baltimore	37	20	187	54.1	0	2	7/39	L
Totals	6 games	208	116	1,366	55.8	7	7	16/88	

Vs. Buffalo Bills

Date	Opponent	Att.	Comp.	Yards	Comp. Pct.	TD	Int.	Tackled/Lost	W/L
Dec. 6, 1998	Buffalo	5	3	46	60.0	0	0	3/13	*L
Nov. 17, 1996	At Buffalo	22	8	95	36.4	0	1	5/35	L
Dec. 6, 1992	At Buffalo	0	0	0	0.0	0	0	0/0	*W
Totals	3 games	27	11	141	40.7	0	1	8/48	

Vs. Carolina Panthers

Date	Opponent	Att.	Comp.	Yards	Comp. Pct.	TD	Int.	Tackled/Lost	W/L
Oct. 15, 2000	Carolina	23	11	161	47.8	1	0	1/13	W
Sept. 26, 1999	At Carolina	43	24	251	55.8	0	1	3/8	L
Nov. 12, 2000	At Carolina	23	14	179	60.9	1	1	2/14	W
Totals	3 games	89	49	591	55.1	2	2	6/35	

Vs. Chicago Bears

Date	Opponent	Att.	Comp.	Yards	Comp. Pct.	TD	Int.	Tackled/Lost	W/L
Dec. 10, 1995	Chicago	41	30	253	73.2	1	0	1/7	W
Oct. 8, 2000	At Chicago	25	18	232	72.0	3	1	2/15	W
Totals	2 games	66	48	485	72.7	4	1	3/22	

Vs. Cincinnati Bengals

Date	Opponent	Att.	Comp.	Yards	Comp. Pct.	TD	Int.	Tackled/Lost	W/L
Nov. 10, 2002	Cincinnati	24	16	183	66.7	1	0	2/20	W
Dec. 1, 2002	At Cincinnati	19	10	115	52.6	2	0	3/16	W
Totals	2 games	43	26	298	60.5	3	0	5/36	

Vs. Cleveland Browns

Date	Opponent	Att.	Comp.	Yards	Comp. Pct.	TD	Int.	Tackled/Lost	W/L
Oct. 29, 1995	Cleveland	35	20	249	57.1	2	2	4/20	L
Dec. 12, 1999	Cleveland	22	11	176	50.0	1	0	0/0	W
Dec. 22, 2002	Cleveland	28	16	143	57.1	1	1	2/14	L
Oct. 23, 1994	At Cleveland	2	0	0	0.0	0	0	0/0	*L
Dec. 17, 1995	At Cleveland	46	22	257	47.8	0	1	2/10	L
Totals	5 games	133	69	825	51.9	4	4	8/44	

Vs. Dallas Cowboys

Date	Opponent	Att.	Comp.	Yards	Comp. Pct.	TD	Int.	Tackled/Lost	W/L
Oct. 30, 1994	Dallas	32	14	247	43.8	2	0	1/4	L
Totals	1 game	32	14	247	43.8	2	0	1/4	

Vs. Denver Broncos

Date	Opponent	Att.	Comp.	Yards	Comp. Pct.	TD	Int.	Tackled/Lost	W/L
Sept. 29, 1996	Denver	29	15	166	51.7	0	1	4/19	L
Sept. 30, 2002	Denver	0	0	0	0.0	0	0	0/0	*W
Sept. 21, 1997	At Denver	30	20	220	66.7	1	0	4/26	L
Nov. 27, 1994	At Denver	33	15	215	45.5	1	1	3/20	L
Totals	4 games	92	50	601	54.3	2	2	15/65	

*Non-starter

(Blake Vs. NFL Team By Team continued on page 60)

Vs. Detroit Lions

Date	Opponent	Att.	Comp.	Yards	Comp. Pct.	TD	Int.	Tackled/Lost	W/L
Sept. 3, 2000	Detroit	34	18	169	52.9	0	1	5/23	L
Totals	1 game	34	18	169	52.9	0	1	5/23	

Vs. Green Bay Packers

Date	Opponent	Att.	Comp.	Yards	Comp. Pct.	TD	Int.	Tackled/Lost	W/L
Sept. 20, 1998	Green Bay	0	0	0	00.0	0	0	0/0	*L
Dec. 3, 1995	At Green Bay	35	19	202	54.3	1	2	3/16	L
Totals	2 games	35	19	202	54.3	1	2	3/16	

Vs. Houston Texans

Date	Opponent	Att.	Comp.	Yards	Comp. Pct.	TD	Int.	Tackled/Lost	W/L
Dec. 15, 2002	At Houston	30	18	228	60.0	2	0	0/0	W
Totals	1 game	30	18	228	60.0	2	0	0/0	

Vs. Indianapolis Colts

Date	Opponent	Att.	Comp.	Yards	Comp. Pct.	TD	Int.	Tackled/Lost	W/L
Nov. 20, 1994	Indianapolis	37	21	207	56.8	1	1	1/10	L
Dec. 22, 1996	Indianapolis	37	22	284	59.5	3	1	0/0	W
Sept. 3, 1995	At Indianapolis	33	19	249	57.6	1	0	0/0	W
Oct. 24, 1999	At Indianapolis	7	5	52	71.4	1	0	0/0	*L
Nov. 9, 1997	At Indianapolis	15	9	63	60.0	1	0	3/16	W
Dec. 13, 1998	At Indianapolis	29	16	180	55.2	1	0	3/19	L
Totals	6 games	158	92	1,035	58.2	8	2	7/45	

Vs. Jacksonville Jaguars

Date	Opponent	Att.	Comp.	Yards	Comp. Pct.	TD	Int.	Tackled/Lost	W/L
Sept. 10, 1995	Jacksonville	30	20	247	66.7	2	0	3/19	W
Oct. 27, 1996	Jacksonville	30	19	244	63.3	2	0	5/42	W
Oct. 31, 1999	Jacksonville	23	13	155	56.5	1	0	0/0	*L
Oct. 5, 1997	At Jacksonville	27	16	232	59.3	0	0	5/32	L
Nov. 26, 1995	At Jacksonville	39	19	210	48.7	1	3	0/0	W
Dec. 1, 1996	At Jacksonville	39	23	313	58.9	3	2	0/0	L
Jan. 2, 2000	At Jacksonville	23	13	141	56.5	0	2	3/15	L
Totals	7 games	211	123	1,542	58.3	9	7	16/108	

Vs. Kansas City Chiefs

Date	Opponent	Att.	Comp.	Yards	Comp. Pct.	TD	Int.	Tackled/Lost	W/L
Nov. 29, 1992	Kansas City	3	3	37	100.0	0	0	0/0	*L
Totals	1 game	3	3	37	100.0	0	0	0/0	

Vs. Miami Dolphins

Date	Opponent	Att.	Comp.	Yards	Comp. Pct.	TD	Int.	Tackled/Lost	W/L
Oct. 1, 1995	Miami	34	18	201	52.9	3	0	1/3	L
Nov. 17, 2002	At Miami	28	14	127	50.0	1	1	7/36	L
Totals	2 games	62	32	328	51.6	4	1	8/39	

Vs. Minnesota Vikings

Date	Opponent	Att.	Comp.	Yards	Comp. Pct.	TD	Int.	Tackled/Lost	W/L
Dec. 24, 1995	Minnesota	40	23	231	57.5	2	2	0/0	W
Nov. 15, 1998	At Minnesota	10	6	36	60.0	0	1	1/5	*L
Totals	2 games	50	29	267	58.0	2	3	1/5	

Vs. New York Giants

Date	Opponent	Att.	Comp.	Yards	Comp. Pct.	TD	Int.	Tackled/Lost	W/L
Oct. 26, 1997	At N.Y. Giants	34	17	237	50.0	1	1	2/12	L
Dec. 11, 1994	At N.Y. Giants	37	17	200	45.9	2	0	1/3	L
Totals	2 games	71	34	437	47.9	3	1	3/15	

Vs. New York Jets

Date	Opponent	Att.	Comp.	Yards	Comp. Pct.	TD	Int.	Tackled/Lost	W/L
Sept. 28, 1997	N.Y. Jets	21	10	166	47.6	2	1	2/17	L
Totals	1 game	21	10	166	47.6	2	1	2/17	

Vs. New Orleans Saints

Date	Opponent	Att.	Comp.	Yards	Comp. Pct.	TD	Int.	Tackled/Lost	W/L
Sept. 15, 1996	New Orleans	39	22	225	56.4	1	0	2/7	W
Dec. 26, 1992	New Orleans	6	1	3	16.7	0	1	0/0	*L
Dec. 8, 2002	New Orleans	39	18	316	46.2	2	2	2/20	L
Totals	3 games	84	41	544	48.8	3	3	4/27	

Vs. Oakland Raiders

Date	Opponent	Att.	Comp.	Yards	Comp. Pct.	TD	Int.	Tackled/Lost	W/L
Nov. 19, 2000	Oakland	5	2	39	40.0	0	0	0/0	L
Nov. 5, 1995	Oakland	31	16	159	51.6	1	2	4/38	L
Oct. 25, 1998	At Oakland	4	1	11	25.0	0	1	2/12	*L
Totals	3 games	40	19	209	47.5	1	3	6/50	

*Non-starter

Vs. Philadelphia Eagles

Date	Opponent	Att.	Comp.	Yards	Comp. Pct.	TD	Int.	Tackled/Lost	W/L
Sept. 24, 2000	Philadelphia	38	18	163	47.4	0	2	5/22	L
Dec. 24, 1994	Philadelphia	42	17	239	40.5	2	3	1/6	W
Totals	2 games	80	35	402	43.8	2	5	6/28	

Vs. Pittsburgh Steelers

Date	Opponent	Att.	Comp.	Yards	Comp. Pct.	TD	Int.	Tackled/Lost	W/L
Oct. 19, 1997	Pittsburgh	29	15	178	51.7	0	2	2/13	L
Oct. 27, 2002	Pittsburgh	50	29	298	58.0	1	3	1/5	L
Nov. 10, 1996	Pittsburgh	39	24	275	61.5	1	3	2/15	W
Nov. 19, 1995	Pittsburgh	28	19	217	67.9	3	0	3/24	L
Dec. 4, 1994	Pittsburgh	19	8	156	42.1	1	2	5/37	L
Oct. 13, 1996	At Pittsburgh	30	23	229	76.7	1	1	10/71	L
Oct. 19, 1995	At Pittsburgh	22	18	275	81.8	3	0	0/0	W
Nov. 16, 1997	At Pittsburgh	21	15	158	71.4	0	0	4/30	L
Nov. 28, 1999	At Pittsburgh	28	15	241	53.6	1	1	2/6	W
Dec. 20, 1998	At Pittsburgh	36	20	367	55.6	1	1	4/20	W
Dec. 29, 2002	At Pittsburgh	26	19	336	73.1	2	2	3/28	L
Totals	11 games	328	205	2,730	62.5	14	15	36/249	

Vs. San Diego Chargers

Date	Opponent	Att.	Comp.	Yards	Comp. Pct.	TD	Int.	Tackled/Lost	W/L
Sept. 19, 1999	San Diego	16	7	68	43.8	1	0	1/18	L
Nov. 2, 1997	San Diego	32	19	172	59.4	1	0	3/10	W
Sept. 10, 2000	At San Diego	46	33	259	71.7	3	2	0/0	W
Sept. 8, 1996	At San Diego	33	14	163	42.4	1	1	0/0	L
Totals	4 games	127	73	662	57.5	6	3	4/28	

Vs. San Francisco 49ers

Date	Opponent	Att.	Comp.	Yards	Comp. Pct.	TD	Int.	Tackled/Lost	W/L
Nov. 5, 2000	San Francisco	27	21	288	77.8	3	0	4/39	W
Dec. 5, 1999	San Francisco	30	21	334	70.0	4	0	2/9	W
Jan. 6, 2002	San Francisco	1	0	0	00.0	0	0	0/0	*L
Oct. 20, 1996	At San Francisco	34	15	200	44.1	3	1	1/4	L
Totals	4 games	92	57	822	62.0	10	1	7/52	

Vs. Seattle Seahawks

Date	Opponent	Att.	Comp.	Yards	Comp. Pct.	TD	Int.	Tackled/Lost	W/L
Sept. 17, 1995	At Seattle	42	22	286	52.4	2	1	1/0	L
Sept. 17, 2000	At Seattle	24	14	159	58.3	1	0	2/12	L
Nov. 6, 1994	At Seattle	43	31	387	72.1	0	1	2/10	W
Nov. 7, 1999	At Seattle	35	18	287	51.4	1	2	1/8	L
Totals	4 games	144	85	1,119	59.0	4	4	6/30	

Vs. St. Louis Rams

Date	Opponent	Att.	Comp.	Yards	Comp. Pct.	TD	Int.	Tackled/Lost	W/L
Oct. 3, 1999	St. Louis	23	12	114	52.2	0	0	3/26	L
Sept. 1, 1996	At St. Louis	40	23	226	57.5	1	2	3/21	L
Totals	2 games	63	35	340	55.6	1	2	6/47	

Vs. Tampa Bay Buccaneers

Date	Opponent	Att.	Comp.	Yards	Comp. Pct.	TD	Int.	Tackled/Lost	W/L
Oct. 8, 1995	At Tampa Bay	31	16	210	51.6	1	3	1/6	L
Totals	1 game	31	16	210	51.6	1	3	1/6	

Vs. Tennessee Titans/Houston Oilers

Date	Opponent	Att.	Comp.	Yards	Comp. Pct.	TD	Int.	Tackled/Lost	W/L
Sept. 24, 1995	Houston	46	24	356	52.2	3	0	1/9	L
Oct. 6, 1996	Houston	37	18	170	48.6	1	0	4/18	L
Nov. 13, 1994	Houston	33	23	354	69.7	4	0	1/6	W
Nov. 12, 1995	At Houston	24	21	220	61.8	2	1	0/0	W
Dec. 15, 1996	At Houston	23	13	158	56.5	1	0	4/32	W
Nov. 14, 1999	Tennessee	32	18	236	56.3	1	0	7/39	L
Nov. 24, 2002	Tennessee	24	11	109	45.8	0	1	4/22	W
Sept. 12, 1999	At Tennessee	31	18	182	58.6	2	2	1/0	L
Oct. 12, 1997	At Tennessee	28	14	130	50.0	0	0	5/32	L
Oct. 18, 1998	At Tennessee	3	2	10	66.7	0	0	1/2	*L
Totals	10 games	291	162	1,925	55.7	14	4	28/160	

*Non-starter

Blake Top Tens**Pass Attempts**

Date	Opponent	Att.	Comp.	Yards	Comp. Pct.	TD	Int.	Tackled/Lost	W/L
Oct. 27, 2002	Pittsburgh	50	29	298	58.0	1	3	1/5	L
Sept. 10, 2000	At San Diego	46	33	259	71.7	3	2	0/0	W
Sept. 24, 1995	Houston	46	24	356	52.2	3	0	1/9	L
Dec. 17, 1995	At Cleveland	46	22	257	47.8	0	1	2/10	L
Sept. 7, 1997	At Baltimore	45	25	317	55.6	1	2	5/34	L
Sept. 26, 1999	At Carolina	43	24	251	55.8	0	1	3/8	L
Nov. 6, 1994	At Seattle	43	31	387	72.1	0	1	2/10	W
Sept. 17, 1995	At Seattle	42	22	286	52.4	2	1	1/0	L
Dec. 24, 1994	Philadelphia	42	17	239	40.5	2	3	1/6	W
Dec. 8, 1996	Baltimore	42	26	272	61.9	2	0	2/5	W
Dec. 10, 1995	Chicago	41	30	253	73.2	1	0	1/7	W
Sept. 1, 1996	At St. Louis	40	23	226	57.5	1	2	3/21	L
Dec. 24, 1995	Minnesota	40	23	231	57.5	2	2	0/0	W

Pass Completions

Date	Opponent	Att.	Comp.	Yards	Comp. Pct.	TD	Int.	Tackled/Lost	W/L
Sept. 10, 2000	At San Diego	46	33	259	71.7	3	2	0/0	W
Nov. 6, 1994	At Seattle	43	31	387	72.1	0	1	2/10	W
Dec. 10, 1995	Chicago	41	30	253	73.2	1	0	1/7	W
Oct. 27, 2002	Pittsburgh	50	29	298	58.0	1	3	1/5	L
Dec. 8, 1996	Baltimore	42	26	272	61.9	2	0	2/5	W
Sept. 7, 1997	At Baltimore	45	25	317	55.6	1	2	5/34	L
Aug. 31, 1997	Arizona	35	24	252	68.6	1	1	4/22	W
Sept. 24, 1995	Houston	46	24	356	52.2	3	0	1/9	L
Sept. 26, 1999	At Carolina	43	24	251	55.8	0	1	3/8	L
Nov. 10, 1996	Pittsburgh	39	24	275	61.5	1	3	2/15	W

Passing Yardage

Date	Opponent	Att.	Comp.	Yards	Comp. Pct.	TD	Int.	Tackled/Lost	W/L
Nov. 6, 1994	At Seattle	43	31	387	72.1	0	1	2/10	W
Dec. 20, 1996	At Pittsburgh	36	20	367	55.6	1	1	4/20	W
Sept. 24, 1995	Houston	46	24	356	52.2	3	0	1/9	L
Nov. 13, 1994	Houston	33	23	354	69.7	4	0	1/6	W
Nov. 24, 1996	Atlanta	36	21	349	58.3	4	0	1/7	W
Dec. 29, 2002	At Pittsburgh	26	19	336	73.1	2	2	3/28	L
Dec. 5, 1999	San Francisco	30	21	334	70.0	4	0	2/9	W
Sept. 7, 1997	At Baltimore	45	25	317	55.6	1	2	5/34	L
Dec. 8, 2002	New Orleans	39	18	316	46.2	2	2	2/20	L
Dec. 1, 1996	At Jacksonville	39	23	313	58.9	3	2	0/0	L

Completions Percentage (Minimum 20 attempts)

Date	Opponent	Att.	Comp.	Yards	Comp. Pct.	TD	Int.	Tackled/Lost	W/L
Oct. 19, 1995	At Pittsburgh	22	18	275	81.8	3	0	0/0	W
Nov. 5, 2000	San Francisco	27	21	288	77.8	3	0	4/39	W
Oct. 13, 1996	At Pittsburgh	30	23	229	76.7	1	1	10/71	L
Dec. 10, 1995	Chicago	41	30	253	73.2	1	0	1/7	W
Dec. 29, 2002	At Pittsburgh	26	19	336	73.1	2	2	3/28	L
Nov. 6, 1994	At Seattle	43	31	387	72.1	0	1	2/10	W
Oct. 8, 2000	At Chicago	25	18	232	72.0	3	1	2/15	W
Sept. 10, 2000	At San Diego	46	33	259	71.7	3	2	0/0	W
Nov. 16, 1997	At Pittsburgh	21	15	158	71.4	0	0	4/30	L
Dec. 5, 1999	San Francisco	30	21	334	70.0	4	0	2/9	W

Touchdown Passes

Date	Opponent	Att.	Comp.	Yards	Comp. Pct.	TD	Int.	Tackled/Lost	W/L
Nov. 13, 1994	Houston	33	23	354	69.7	4	0	1/6	W
Nov. 24, 1996	Atlanta	36	21	349	58.3	4	0	1/7	W
Dec. 5, 1999	San Francisco	30	21	334	70.0	4	0	2/9	W
Sept. 10, 2000	At San Diego	46	33	259	71.7	3	2	0/0	W
Sept. 24, 1995	Houston	46	24	356	52.2	3	0	1/9	L
Oct. 1, 1995	Miami	34	18	201	52.9	3	0	1/3	L
Oct. 19, 1995	At Pittsburgh	22	18	275	81.8	3	0	0/0	W
Oct. 20, 1996	At San Francisco	34	15	200	44.1	3	1	1/4	L
Oct. 8, 2000	At Chicago	25	18	232	72.0	3	1	2/15	W
Nov. 19, 1995	Pittsburgh	28	19	217	67.9	3	0	3/24	L
Nov. 21, 1999	Baltimore	39	20	246	51.3	3	2	0/0	L
Nov. 5, 2000	San Francisco	27	21	288	77.8	3	0	4/39	W
Dec. 1, 1996	At Jacksonville	39	23	313	58.9	3	2	0/0	L
Dec. 22, 1996	Indianapolis	37	22	284	59.5	3	1	0/0	W

Interceptions

Date	Opponent	Att.	Comp.	Yards	Comp. Pct.	TD	Int.	Tackled/Lost	W/L
Oct. 27, 2002	Pittsburgh	50	29	298	58.0	1	3	1/5	L
Oct. 8, 1995	At Tampa Bay	31	16	210	51.6	1	3	1/6	L
Nov. 10, 1996	Pittsburgh	39	24	275	61.5	1	3	2/15	W
Nov. 26, 1995	At Jacksonville	39	19	210	48.7	1	3	0/0	W
Dec. 24, 1994	Philadelphia	42	17	239	40.5	2	3	1/6	W
Sept. 1, 1996	At St. Louis	40	23	226	57.5	1	2	3/21	L
Sept. 10, 2000	At San Diego	46	33	259	71.7	3	2	0/0	W
Sept. 12, 1999	At Tennessee	31	18	182	58.6	2	2	1/0	L
Sept. 24, 2000	Philadelphia	38	18	163	47.4	0	2	5/22	L
Sept. 7, 1997	At Baltimore	45	25	317	55.6	1	2	5/34	L
Oct. 19, 1997	Pittsburgh	29	15	178	51.7	0	2	2/13	L
Oct. 29, 1995	Cleveland	35	20	249	57.1	2	2	4/20	L
Nov. 21, 1999	Baltimore	39	20	246	51.3	3	2	0/0	L
Nov. 5, 1995	Oakland	31	16	159	51.6	1	2	4/38	L
Nov. 7, 1999	At Seattle	35	18	287	51.4	1	2	1/8	L
Dec. 1, 1996	At Jacksonville	39	23	313	58.9	3	2	0/0	L
Dec. 24, 1995	Minnesota	40	23	231	57.5	2	2	0/0	W
Dec. 26, 1999	At Baltimore	37	20	187	54.1	0	2	7/39	L
Dec. 29, 2002	At Pittsburgh	26	19	336	73.1	2	2	3/28	L
Dec. 3, 1995	At Green Bay	35	19	202	54.3	1	2	3/16	L
Dec. 4, 1994	Pittsburgh	19	8	156	42.1	1	2	5/37	L
Dec. 8, 2002	New Orleans	39	18	316	46.2	2	2	2/20	L
Jan. 2, 2000	At Jacksonville	23	13	141	56.5	0	2	3/15	L

Starting Quarterbacks/Top Reserves, End Of 2002 Season — Alphabetically

No.	Player	Team	Years	Games	Starts	Att.	Comp.	Pct.	Yards	TD	Int.	Rating	TD/Int.
1.	Tony Banks	Houston	6	82	75	2,227	1,202	54.0	14,433	71	68	72.0	1.04
2.	Charlie Batch	Pittsburgh	5	48	46	1,326	743	56.0	9,016	49	40	76.9	1.23
3.	Steve Beuerlein	Denver	14	143	100	3,265	1,861	57.0	23,657	145	107	80.9	1.35
4.	Jeff Blake	Arizona	11	101	87	2,828	1,593	56.3	19,283	119	83	79.2	1.43
5.	Drew Bledsoe	Buffalo	10	140	139	5,128	2,919	56.9	34,016	190	153	77.1	1.24
6.	Tom Brady	New England	3	32	30	1,017	638	62.7	6,613	46	26	85.9	1.77
7.	Drew Brees	San Diego	2	17	16	553	335	60.6	3,505	18	16	77.8	1.13
8.	Aaron Brooks	New Orleans	4	40	37	1,280	708	55.3	8,918	62	43	79.4	1.44
9.	Mark Brunell	Jacksonville	10	119	114	3,561	2,142	60.2	25,309	142	86	85.1	1.65
10.	Chris Chandler	Chicago	15	133	120	3,751	2,186	58.3	26,971	165	131	80.7	1.26
11.	Kerry Collins	N.Y. Giants	8	110	104	3504	1951	55.7	23,273	119	118	73.4	1.01
12.	Tim Couch	Cleveland	4	52	51	1511	905	59.9	9,812	57	61	74.8	0.93
13.	Daunte Culpepper	Minnesota	4	44	43	1,389	865	62.3	10,402	65	52	85.2	1.25
14.	Koy Detmer	Philadelphia	6	55	7	253	131	51.8	467	10	9	67.7	1.11
15.	Ty Detmer	Detroit	11	53	25	946	546	57.7	6,351	34	35	74.7	0.97
16.	Trent Dilfer	Seattle	9	102	94	2,554	1,418	55.5	16,667	93	101	71.2	0.92
17.	Brett Favre	Green Bay	12	177	173	5,993	3,652	60.9	42,285	314	188	86.7	1.67
18.	Jay Fiedler	Miami	7	54	42	1,200	720	60.0	8,413	50	45	79.6	1.11
19.	Doug Flutie	San Diego	9	78	60	1,936	1,061	54.8	13,313	76	64	75.7	1.19
20.	Gus Frotter	Minnesota	9	79	62	2,075	1,131	54.5	14,407	70	64	74.8	1.09
21.	Rich Gannon	Oakland	15	147	122	3,913	2,367	60.5	26,945	171	98	85.3	1.74
22.	Jeff Garcia	San Francisco	4	61	58	1,968	1,224	62.2	13,704	95	43	89.9	2.21
23.	Jeff George	Seattle	12	131	124	3,967	2,298	57.9	27,602	154	113	80.4	1.36
24.	Kent Graham	Jacksonville	10	81	38	1,339	694	51.8	7,801	39	33	69.0	1.18
25.	Trent Green	Kansas City	9	56	51	1,743	1,006	57.7	12,977	82	53	84.2	1.55
26.	Brian Griese	Denver	5	53	51	1,678	1,044	62.2	11,763	71	53	84.1	1.34
27.	Kelly Holcombe	Cleveland	7	10	3	191	116	60.7	1,358	10	12	73.6	0.83
28.	Brad Johnson	Tampa Bay	11	95	79	2,831	1,747	61.7	19,428	114	74	84.6	1.54
29.	Rob Johnson	Washington	8	44	29	786	483	61.5	5,702	30	22	84.6	1.36
30.	Jon Kitna	Cincinnati	6	69	60	2,184	1,265	57.9	13,946	77	83	72.9	0.93
31.	Ray Lucas	Miami	7	55	15	483	280	58.0	3,029	18	17	74.3	1.06
32.	Tommy Maddox	Pittsburgh	6	68	15	550	324	58.9	3,938	27	31	73.9	0.87
33.	Peyton Manning	Indianapolis	5	80	80	2,817	1,749	62.1	20,618	138	100	85.9	1.38
34.	Donovan McNabb	Philadelphia	4	54	48	1,639	932	56.9	9,835	71	38	79.3	1.87
35.	Steve McNair	Tennessee	8	103	95	2,780	1,634	58.8	19,422	108	76	81.7	1.42
36.	Jim Miller	Tampa Bay	9	37	27	1,046	610	58.3	6,387	36	31	75.2	1.16
37.	Rick Mirer	Oakland	10	71	60	1,822	972	53.3	10,702	47	71	63.4	0.66
38.	Neil O'Donnell	Tennessee	13	124	99	3,202	1,847	57.7	21,458	118	67	81.6	1.76
39.	Rodney Peete	Carolina	14	102	86	2,335	1,339	57.3	16,316	76	92	73.4	0.83
40.	Chad Pennington	N.Y. Jets	3	18	12	424	287	67.7	3,279	24	6	103.7	4.00
41.	Jake Plummer	Denver	6	84	82	2,754	1,540	55.9	17,622	90	114	69.0	0.79
42.	Chris Redman	Baltimore	2	8	6	185	99	53.5	1,053	7	3	76.3	2.33
43.	Akili Smith	Green Bay	4	22	17	461	215	46.6	2,212	5	13	52.8	0.38
44.	Kordell Stewart	Chicago	8	113	80	2,107	1,190	56.5	13,328	70	72	72.3	0.97
45.	Vinny Testaverde	N.Y. Jets	16	194	182	5,727	3,211	56.1	39,558	244	233	74.8	1.05
46.	Michael Vick	Atlanta	2	23	17	534	281	52.6	3,721	18	11	77.6	1.64
47.	Kurt Warner	St. Louis	5	51	49	1,623	1,083	66.7	14,082	101	64	98.2	1.58

(Jeff Blake continued on page 64)

Starting Quarterbacks/Top Reserves, End Of 2002 Season — Years

No.	Player	Team	Years	Games	Starts	Att.	Comp.	Pct.	Yards	TD	Int.	Rating	TD/Int.
1.	Vinny Testaverde	N.Y. Jets	16	194	182	5,727	3211	56.1	39,558	244	233	74.8	1.05
2.	Chris Chandler	Chicago	15	133	120	3,751	2,186	58.3	26,971	165	131	80.7	1.26
3.	Rich Gannon	Oakland	15	147	122	3,913	2,367	60.5	26,945	171	98	85.3	1.74
4.	Steve Beuerlein	Denver	14	143	100	3,265	1,861	57.0	23,657	145	107	80.9	1.35
5.	Rodney Peete	Carolina	14	102	86	2,335	1,339	57.3	16,316	76	92	73.4	0.83
6.	Neil O'Donnell	Tennessee	13	124	99	3,202	1,847	57.7	21,458	118	67	81.6	1.76
7.	Brett Favre	Green Bay	12	177	173	5,993	3,652	60.9	42,285	314	188	86.7	1.67
8.	Jeff George	Seattle	12	131	124	3,967	2,298	57.9	27,602	154	113	80.4	1.36
9.	Jeff Blake	Arizona	11	101	87	2,828	1,593	56.3	19,283	119	83	79.2	1.43
10.	Ty Detmer	Detroit	11	53	25	946	546	57.7	6,351	34	35	74.7	0.97
11.	Brad Johnson	Tampa Bay	11	95	79	2,831	1,747	61.7	19,428	114	74	84.6	1.54
12.	Drew Bledsoe	Buffalo	10	140	139	5,128	2,919	56.9	34,016	190	153	77.1	1.24
13.	Mark Brunell	Jacksonville	10	119	114	3,561	2,142	60.2	25,309	142	86	85.1	1.65
14.	Kent Graham	Jacksonville	10	81	38	1,339	694	51.8	7,801	39	33	69.0	1.18
15.	Rick Mirer	Oakland	10	71	60	1,822	972	53.3	10,702	47	71	63.4	0.66
16.	Trent Diller	Seattle	9	102	94	2,554	1,418	55.5	16,667	93	101	71.2	0.92
17.	Doug Flutie	San Diego	9	78	60	1,936	1,061	54.8	13,313	76	64	75.7	1.19
18.	Gus Frerotte	Minnesota	9	79	62	2,075	1,131	54.5	14,407	70	64	74.8	1.09
19.	Trent Green	Kansas City	9	56	51	1,743	1,006	57.7	12,977	82	53	84.2	1.55
20.	Jim Miller	Tampa Bay	9	37	27	1,046	610	58.3	6,387	36	31	75.2	1.16
21.	Kerry Collins	N.Y. Giants	8	110	104	3,504	1,951	55.7	23,273	119	118	73.4	1.01
22.	Rob Johnson	Washington	8	44	29	786	483	61.5	5,702	30	22	84.6	1.36
23.	Steve McNair	Tennessee	8	103	95	2,780	1,634	58.8	19,422	108	76	81.7	1.42
24.	Kordell Stewart	Chicago	8	113	80	2,107	1,190	56.5	13,328	70	72	72.3	0.97
25.	Jay Fiedler	Miami	7	54	42	1,200	720	60.0	8,413	50	45	79.6	1.11
26.	Kelly Holcombe	Cleveland	7	10	3	191	116	60.7	1,358	10	12	73.6	0.83
27.	Ray Lucas	Miami	7	55	15	483	280	58.0	3,029	18	17	74.3	1.06
28.	Tony Banks	Houston	6	82	75	2,227	1,202	54.0	14,433	71	68	72.0	1.04
29.	Koy Detmer	Philadelphia	6	55	7	253	131	51.8	467	10	9	67.7	1.11
30.	Jon Kitna	Cincinnati	6	69	60	2,184	1,265	57.9	13,946	77	83	72.9	0.93
31.	Tommy Maddox	Pittsburgh	6	68	15	550	324	58.9	3,938	27	31	73.9	0.87
32.	Jake Plummer	Denver	6	84	82	2,754	1,540	55.9	17,622	90	114	69.0	0.79
33.	Charlie Batch	Pittsburgh	5	48	46	1,326	743	56.0	9,016	49	40	76.9	1.23
34.	Brian Griese	Denver	5	53	51	1,678	1,044	62.2	11,763	71	53	84.1	1.34
35.	Peyton Manning	Indianapolis	5	80	80	2,817	1,749	62.1	20,618	138	100	85.9	1.38
36.	Kurt Warner	St. Louis	5	51	49	1,623	1,083	66.7	14,082	101	64	98.2	1.58
37.	Aaron Brooks	New Orleans	4	40	37	1,280	708	55.3	8,918	62	43	79.4	1.44
38.	Tim Couch	Cleveland	4	52	51	1,511	905	59.9	9,812	57	61	74.8	0.93
39.	Daunte Culpepper	Minnesota	4	44	43	1,389	865	62.3	10,402	65	52	85.2	1.25
40.	Jeff Garcia	San Francisco	4	61	58	1,968	1,224	62.2	13,704	95	43	89.9	2.21
41.	Donovan McNabb	Philadelphia	4	54	48	1,639	932	56.9	9,835	71	38	79.3	1.87
42.	Akili Smith	Green Bay	4	22	17	461	215	46.6	2,212	5	13	52.8	0.38
43.	Tom Brady	New England	3	32	30	1,017	638	62.7	6,613	46	26	85.9	1.77
44.	Chad Pennington	N.Y. Jets	3	18	12	424	287	67.7	3,279	24	6	103.7	4.00
45.	Drew Brees	San Diego	2	17	16	553	335	60.6	3,505	18	16	77.8	1.13
46.	Chris Redman	Baltimore	2	8	6	185	99	53.5	1,053	7	3	76.3	2.33
47.	Michael Vick	Atlanta	2	23	17	534	281	52.6	3,721	18	11	77.6	1.64

Starting Quarterbacks/Top Reserves, End Of 2002 Season — Games

No.	Player	Team	Years	Games	Starts	Att.	Comp.	Pct.	Yards	TD	Int.	Rating	TD/Int.
1.	Vinny Testaverde	N.Y. Jets	16	194	182	5,727	3,211	56.1	39,558	244	233	74.8	1.05
2.	Brett Favre	Green Bay	12	177	173	5,993	3,652	60.9	42,285	314	188	86.7	1.67
3.	Rich Gannon	Oakland	15	147	122	3,913	2,367	60.5	26,945	171	98	85.3	1.74
4.	Steve Beuerlein	Denver	14	143	100	3,265	1,861	57.0	23,657	145	107	80.9	1.35
5.	Drew Bledsoe	Buffalo	10	140	139	5,128	2,919	56.9	34,016	190	153	77.1	1.24
6.	Chris Chandler	Chicago	15	133	120	3,751	2,186	58.3	26,971	165	131	80.7	1.26
7.	Jeff George	Seattle	12	131	124	3,967	2,298	57.9	27,602	154	113	80.4	1.36
8.	Neil O'Donnell	Tennessee	13	124	99	3,202	1,847	57.7	21,458	118	67	81.6	1.76
9.	Mark Brunell	Jacksonville	10	119	114	3,561	2,142	60.2	25,309	142	86	85.1	1.65
10.	Kordell Stewart	Chicago	8	113	80	2,107	1,190	56.5	13,328	70	72	72.3	0.97
11.	Kerry Collins	N.Y. Giants	8	110	104	3,504	1,951	55.7	23,273	119	118	73.4	1.01
12.	Steve McNair	Tennessee	8	103	95	2,780	1,634	58.8	19,422	108	76	81.7	1.42
13.	Trent Diller	Seattle	9	102	94	2,554	1,418	55.5	16,667	93	101	71.2	0.92
14.	Rodney Peete	Carolina	14	102	86	2,335	1,339	57.3	16,316	76	92	73.4	0.83
15.	Jeff Blake	Arizona	11	101	87	2,828	1,593	56.3	19,283	119	83	79.2	1.43
	Brad Johnson	San Francisco	11	95	79	2,831	1,747	61.7	19,428	114	74	84.6	1.54
17.	Jake Plummer	Denver	6	84	82	2,754	1,540	55.9	17,622	90	114	69.0	0.79
18.	Tony Banks	Houston	6	82	75	2,227	1,202	54.0	14,433	71	68	72.0	1.04
19.	Kent Graham	Jacksonville	10	81	38	1,339	694	51.8	7,801	39	33	69.0	1.18
20.	Peyton Manning	Indianapolis	5	80	80	2,817	1,749	62.1	20,618	138	100	85.9	1.38
21.	Gus Frerotte	Minnesota	9	79	62	2,075	1,131	54.5	14,407	70	64	74.8	1.09
22.	Doug Flutie	San Diego	9	78	60	1,936	1,061	54.8	13,313	76	64	75.7	1.19
23.	Rick Mirer	Oakland	10	71	60	1,822	972	53.9	10,702	47	71	63.4	0.66
24.	Jon Kitna	Cincinnati	6	69	60	2,184	1,265	57.9	13,946	77	83	72.9	0.93
25.	Tommy Maddox	Pittsburgh	6	68	15	550	324	58.9	3,938	27	31	73.9	0.87
26.	Jeff Garcia	San Francisco	4	61	58	1,968	1,224	62.2	13,704	95	43	89.9	2.21
27.	Trent Green	Kansas City	9	56	51	1,743	1,006	57.7	12,977	82	53	84.2	1.55
28.	Koy Detmer	Philadelphia	6	55	7	253	131	51.8	467	10	9	67.7	1.11
29.	Ray Lucas	Miami	7	55	15	483	280	58.0	3,029	18	17	74.3	1.06
30.	Jay Fiedler	Miami	7	54	42	1,200	720	60.0	8,413	50	45	79.6	1.11
31.	Donovan McNabb	Philadelphia	4	54	48	1,639	932	56.9	9,835	71	38	79.3	1.87
32.	Ty Detmer	Detroit	11	53	25	946	546	57.7	6,351	34	35	74.7	0.97
33.	Brian Griese	Denver	5	53	51	1,678	1,044	62.2	11,763	71	53	84.1	1.34
34.	Tim Couch	Cleveland	4	52	51	1,511	905	59.9	9,812	57	61	74.8	0.93
35.	Kurt Warner	St. Louis	5	51	49	1,623	1,083	66.7	14,082	101	64	98.2	1.58
36.	Charlie Batch	Pittsburgh	5	48	46	1,326	743	56.0	9,016	49	40	76.9	1.23
37.	Daunte Culpepper	Minnesota	4	44	43	1,389	865	62.3	10,402	65	52	85.2	1.25
38.	Rob Johnson	Washington	8	44	29	786	483	61.5	5,702	30	22	84.6	1.36
39.	Aaron Brooks	New Orleans	4	40	37	1,280	708	55.3	8,918	62	43	79.4	1.44
40.	Jim Miller	Tampa Bay	9	37	27	1,046	610	58.3	6,387	36	31	75.2	1.16
41.	Tom Brady	New England	3	32	30	1,017	638	62.7	6,613	46	26	85.9	1.77
42.	Michael Vick	Atlanta	2	23	17	534	281	52.6	3,721	18	11	77.6	1.64
43.	Akili Smith	Green Bay	4	22	17	461	215	46.6	2,212	5	13	52.8	0.38
44.	Chad Pennington	N.Y. Jets	3	18	12	424	287	67.7	3,279	24	6	103.7	4.00
45.	Drew Brees	San Diego	2	17	16	553	335	60.6	3,505	18	16	77.8	1.13
46.	Kelly Holcombe	Cleveland	7	10	3	191	116	60.7	1,358	10	12	73.6	0.83
47.	Chris Redman	Baltimore	2	8	6	185	99	53.5	1,053	7	3	76.3	2.33

(Jeff Blake continued on page 66)

Starting Quarterbacks/Top Reserves, End Of 2002 Season — Starts

No.	Player	Team	Years	Games	Starts	Att.	Comp.	Pct.	Yards	TD	Int.	Rating	TD/Int.
1.	Vinny Testaverde	N.Y. Jets	16	194	182	5,727	3,211	56.1	39,558	244	233	74.8	1.05
2.	Brett Favre	Green Bay	12	177	173	5,993	3,652	60.9	42,285	314	188	86.7	1.67
3.	Drew Bledsoe	Buffalo	10	140	139	5,128	2,919	56.9	34,016	190	153	77.1	1.24
4.	Jeff George	Seattle	12	131	124	3,967	2,298	57.9	27,602	154	113	80.4	1.36
5.	Rich Gannon	Oakland	15	147	122	3,913	2,367	60.5	26,945	171	98	85.3	1.74
6.	Chris Chandler	Chicago	15	133	120	3,751	2,186	58.3	26,971	165	131	80.7	1.26
7.	Mark Brunell	Jacksonville	10	119	114	3,561	2,142	60.2	25,309	142	86	85.1	1.65
8.	Kerry Collins	N.Y. Giants	8	110	104	3,504	1,951	55.7	23,273	119	118	73.4	1.01
9.	Steve Beuerlein	Denver	14	143	100	3,265	1,861	57.0	23,657	145	107	80.9	1.35
10.	Neil O'Donnell	Tennessee	13	124	99	3,202	1,847	57.7	21,458	118	67	81.6	1.76
11.	Steve McNair	Tennessee	8	103	95	2,780	1,634	58.8	19,422	108	76	81.7	1.42
12.	Trent Diller	Seattle	9	102	94	2,554	1,418	55.5	16,667	93	101	71.2	0.92
13.	Jeff Blake	Arizona	11	101	87	2,828	1,593	56.3	19,283	119	83	79.2	1.43
14.	Rodney Peete	Carolina	14	102	86	2,335	1,339	57.3	16,316	76	92	73.4	0.83
15.	Jake Plummer	Denver	6	84	82	2,754	1,540	55.9	17,622	90	114	69.0	0.79
16.	Peyton Manning	Indianapolis	5	80	80	2,817	1,749	62.1	20,618	138	100	85.9	1.38
17.	Kordell Stewart	Chicago	8	113	80	2,107	1,190	56.5	13,328	70	72	72.3	0.97
18.	Brad Johnson	Tampa Bay	11	95	79	2,831	1,747	61.7	19,428	114	74	84.6	1.54
19.	Tony Banks	Houston	6	82	75	2,227	1,202	54.0	14,433	71	68	72.0	1.04
20.	Gus Frerotte	Minnesota	9	79	62	2,075	1,131	54.5	14,407	70	64	74.8	1.09
21.	Doug Flutie	San Diego	9	78	60	1,936	1,061	54.8	13,313	76	64	75.7	1.19
22.	Jon Kitna	Cincinnati	6	69	60	2,184	1,265	57.9	13,946	77	83	72.9	0.93
23.	Rick Mirer	Oakland	10	71	60	1,822	972	53.3	10,702	47	71	63.4	0.66
24.	Jeff Garcia	San Francisco	4	61	58	1,968	1,224	62.2	13,704	95	43	89.9	2.21
25.	Tim Couch	Cleveland	4	52	51	1,511	905	59.9	9,812	57	61	74.8	0.93
26.	Trent Green	Kansas City	9	56	51	1,743	1,006	57.7	12,977	82	53	84.2	1.55
27.	Brian Griese	Denver	5	53	51	1,678	1,044	62.2	11,763	71	53	84.1	1.34
28.	Kurt Warner	St. Louis	5	51	49	1,623	1,083	66.7	14,082	101	64	98.2	1.58
29.	Donovan McNabb	Philadelphia	4	54	48	1,639	932	56.9	9,835	71	38	79.3	1.87
30.	Charlie Batch	Pittsburgh	5	48	46	1,326	743	56.0	9,016	49	40	76.9	1.23
31.	Daunte Culpepper	Minnesota	4	44	43	1,389	865	62.3	10,402	65	52	85.2	1.25
32.	Jay Fiedler	Miami	7	54	42	1,200	720	60.0	8,413	50	45	79.6	1.11
33.	Kent Graham	Jacksonville	10	81	38	1,339	694	51.8	7,801	39	33	69.0	1.18
34.	Aaron Brooks	New Orleans	4	40	37	1,280	708	55.3	8,918	62	43	79.4	1.44
35.	Tom Brady	New England	3	32	30	1,017	638	62.7	6,613	46	26	85.9	1.77
36.	Rob Johnson	Washington	8	44	29	786	483	61.5	5,702	30	22	84.6	1.36
37.	Jim Miller	Tampa Bay	9	37	27	1,046	610	58.3	6,387	36	31	75.2	1.16
38.	Ty Detmer	Detroit	11	53	25	946	546	57.7	6,351	34	35	74.7	0.97
39.	Akili Smith	Green Bay	4	22	17	461	215	46.6	2,212	5	13	52.8	0.38
40.	Michael Vick	Atlanta	2	23	17	534	281	52.6	3,721	18	11	77.6	1.64
41.	Drew Brees	San Diego	2	17	16	553	335	60.6	3,505	18	16	77.8	1.13
42.	Ray Lucas	Miami	7	55	15	483	280	58.0	3,029	18	17	74.3	1.06
43.	Tommy Maddox	Pittsburgh	6	68	15	550	324	58.9	3,938	27	31	73.9	0.87
44.	Chad Pennington	N.Y. Jets	3	18	12	424	287	67.7	3,279	24	6	103.7	4.00
45.	Koy Detmer	Philadelphia	6	55	7	253	131	51.8	467	10	9	67.7	1.11
46.	Chris Redman	Baltimore	2	8	6	185	99	53.5	1,053	7	3	76.3	2.33
47.	Kelly Holcombe	Cleveland	7	10	3	191	116	60.7	1,358	10	12	73.6	0.83

Starting Quarterbacks/Top Reserves, End Of 2002 Season — Pass Attempts

No.	Player	Team	Years	Games	Starts	Att.	Comp.	Pct.	Yards	TD	Int.	Rating	TD/Int.
1.	Brett Favre	Green Bay	12	177	173	5,993	3,652	60.9	42,285	314	188	86.7	1.67
2.	Vinny Testaverde	N.Y. Jets	16	194	182	5,727	3,211	56.1	39,558	244	233	74.8	1.05
3.	Drew Bledsoe	Buffalo	10	140	139	5,128	2,919	56.9	34,016	190	153	77.1	1.24
4.	Jeff George	Seattle	12	131	124	3,967	2,298	57.9	27,602	154	113	80.4	1.36
5.	Rich Gannon	Oakland	15	147	122	3,913	2,367	60.5	26,945	171	98	85.3	1.74
6.	Chris Chandler	Chicago	15	133	120	3,751	2,186	58.3	26,971	165	131	80.7	1.26
7.	Mark Brunell	Jacksonville	10	119	114	3,561	2,142	60.2	25,309	142	86	85.1	1.65
8.	Kerry Collins	N.Y. Giants	8	110	104	3,504	1,951	55.7	23,273	119	118	73.4	1.01
9.	Steve Beuerlein	Denver	14	143	100	3,265	1,861	57.0	23,657	145	107	80.9	1.35
10.	Neil O'Donnell	Tennessee	13	124	99	3,202	1,847	57.7	21,458	118	67	81.6	1.76
11.	Brad Johnson	Tampa Bay	11	95	79	2,831	1,747	61.7	19,428	114	74	84.6	1.54
12.	Jeff Blake	Arizona	11	101	87	3,828	1,593	56.3	19,283	119	83	79.2	1.43
13.	Peyton Manning	Indianapolis	5	80	80	2,817	1,749	62.1	20,618	138	100	85.9	1.38
14.	Steve McNair	Tennessee	8	103	95	2,780	1,634	58.8	19,422	108	76	81.7	1.42
15.	Jake Plummer	Denver	6	84	82	2,754	1,540	55.9	17,622	90	114	69.0	0.79
16.	Trent Diller	Seattle	9	102	94	2,554	1,418	55.5	16,667	93	101	71.2	0.92
17.	Rodney Peete	Carolina	14	102	86	2,335	1,339	57.3	16,316	76	92	73.4	0.83
18.	Tony Banks	Houston	6	82	75	2,227	1,202	54.0	14,433	71	68	72.0	1.04
19.	Jon Kitna	Cincinnati	6	69	60	2,184	1,265	57.9	13,946	77	83	72.9	0.93
20.	Kordell Stewart	Chicago	8	113	80	2,107	1,190	56.5	13,328	70	72	72.3	0.97
21.	Gus Frerotte	Minnesota	9	79	62	2,075	1,131	54.5	14,407	70	64	74.8	1.09
22.	Jeff Garcia	San Francisco	4	61	58	1,968	1,224	62.2	13,704	95	43	89.9	2.21
23.	Doug Flutie	San Diego	9	78	60	1,936	1,061	54.8	13,313	76	64	75.7	1.19
24.	Rick Mirer	Oakland	10	71	60	1,822	972	53.3	10,702	47	71	63.4	0.66
25.	Trent Green	Kansas City	9	56	51	1,743	1,006	57.7	12,977	82	53	84.2	1.55
26.	Brian Griese	Denver	5	53	51	1,678	1,044	62.2	11,763	71	53	84.1	1.34
27.	Donovan McNabb	Philadelphia	4	54	48	1,639	932	56.9	9,835	71	38	79.3	1.87
28.	Kurt Warner	St. Louis	5	51	49	1,623	1,083	66.7	14,082	101	64	98.2	1.58
29.	Tim Couch	Cleveland	4	52	51	1,511	905	59.9	9,812	57	61	74.8	0.93
30.	Daunte Culpepper	Minnesota	4	44	43	1,389	865	62.3	10,402	65	52	85.2	1.25
31.	Kent Graham	Jacksonville	10	81	38	1,339	694	51.8	7,801	39	33	69.0	1.18
32.	Charlie Batch	Pittsburgh	5	48	46	1,326	743	56.0	9,016	49	40	76.9	1.23
33.	Aaron Brooks	New Orleans	4	40	37	1,280	708	55.3	8,918	62	43	79.4	1.44
34.	Jay Fiedler	Miami	7	54	42	1,200	720	60.0	8,413	50	45	79.6	1.11
35.	Jim Miller	Tampa Bay	9	37	27	1,046	610	58.3	6,387	36	31	75.2	1.16
36.	Tom Brady	New England	3	32	30	1,017	638	62.7	6,613	46	26	85.9	1.77
37.	Ty Detmer	Detroit	11	53	25	946	546	57.7	6,351	34	35	74.7	0.97
38.	Rob Johnson	Washington	8	44	29	786	483	61.5	5,702	30	22	84.6	1.36
39.	Drew Brees	San Diego	2	17	16	553	335	60.6	3,505	18	16	77.8	1.13
40.	Tommy Maddox	Pittsburgh	6	68	15	550	324	58.9	3,938	27	31	73.9	0.87
41.	Michael Vick	Atlanta	2	23	17	534	281	52.6	3,721	18	11	77.6	1.64
42.	Ray Lucas	Miami	7	55	15	483	280	58.0	3,029	18	17	74.3	1.06
43.	Akili Smith	Green Bay	4	22	17	461	215	46.6	2,212	5	13	52.8	0.38
44.	Chad Pennington	N.Y. Jets	3	18	12	424	287	67.7	3,279	24	6	103.7	4.00
45.	Koy Detmer	Philadelphia	6	55	7	253	131	51.8	467	10	9	67.7	1.11
46.	Kelly Holcombe	Cleveland	7	10	3	191	116	60.7	1,358	10	12	73.6	0.83
47.	Chris Redman	Baltimore	2	8	6	185	99	53.5	1,053	7	3	76.3	2.33

(Jeff Blake continued on page 68)

Starting Quarterbacks/Top Reserves, End Of 2002 Season — Pass Completions

No.	Player	Team	Years	Games	Starts	Att.	Comp.	Pct.	Yards	TD	Int.	Rating	TD/Int.
1.	Brett Favre	Green Bay	12	177	173	5,993	3,652	60.9	42,285	314	188	86.7	1.67
2.	Vinny Testaverde	N.Y. Jets	16	194	182	5,727	3,211	56.1	39,558	244	233	74.8	1.05
3.	Drew Bledsoe	Buffalo	10	140	139	5,128	2,919	56.9	34,016	190	153	77.1	1.24
4.	Rich Gannon	Oakland	15	147	122	3,913	2,367	60.5	26,945	171	98	85.3	1.74
5.	Jeff George	Seattle	12	131	124	3,967	2,298	57.9	27,602	154	113	80.4	1.36
6.	Chris Chandler	Chicago	15	133	120	3,751	2,186	58.3	26,971	165	131	80.7	1.26
7.	Mark Brunell	Jacksonville	10	119	114	3,561	2,142	60.2	25,309	142	86	85.1	1.65
8.	Kerry Collins	N.Y. Giants	8	110	104	3,504	1,951	55.7	23,273	119	118	73.4	1.01
9.	Steve Beuerlein	Denver	14	143	100	3,265	1,861	57.0	23,657	145	107	80.9	1.35
10.	Neil O'Donnell	Tennessee	13	124	99	3,202	1,847	57.7	21,458	118	67	81.6	1.76
11.	Peyton Manning	Indianapolis	5	80	80	2,817	1,749	62.1	20,618	138	100	85.9	1.38
12.	Brad Johnson	Tampa Bay	11	95	79	2,831	1,747	61.7	19,428	114	74	84.6	1.54
13.	Steve McNair	Tennessee	8	103	95	2,780	1,634	58.8	19,422	108	76	81.7	1.42
14.	Jeff Blake	Arizona	11	101	87	2,828	1,593	56.3	19,283	119	83	79.2	1.43
15.	Jake Plummer	Denver	6	84	82	2,754	1,540	55.9	17,622	90	114	69.0	0.79
16.	Trent Diller	Seattle	9	102	94	2,554	1,418	55.5	16,667	93	101	71.2	0.92
17.	Rodney Peete	Carolina	14	102	86	2,335	1,339	57.3	16,316	76	92	73.4	0.83
18.	Jon Kitna	Cincinnati	6	69	60	2,184	1,265	57.9	13,946	77	83	72.9	0.93
19.	Jeff Garcia	San Francisco	4	61	58	1,968	1,224	62.2	13,704	95	43	89.9	2.21
20.	Tony Banks	Houston	6	82	75	2,227	1,202	54.0	14,433	71	68	72.0	1.04
21.	Kordell Stewart	Chicago	8	113	80	2,107	1,190	56.5	13,328	70	72	72.3	0.97
22.	Gus Frerotte	Minnesota	9	79	62	2,075	1,131	54.5	14,407	70	64	74.8	1.09
23.	Kurt Warner	St. Louis	5	51	49	1,623	1,083	66.7	14,082	101	64	98.2	1.58
24.	Doug Flutie	San Diego	9	78	60	1,936	1,061	54.8	13,313	76	64	75.7	1.19
25.	Brian Griese	Denver	5	53	51	1,678	1,044	62.2	11,763	71	53	84.1	1.34
26.	Trent Green	Kansas City	9	56	51	1,743	1,006	57.7	12,977	82	53	84.2	1.55
27.	Rick Mirer	Oakland	10	71	60	1,822	972	53.3	10,702	47	71	63.4	0.66
28.	Donovan McNabb	Philadelphia	4	54	48	1,639	932	56.9	9,835	71	38	79.3	1.87
29.	Tim Couch	Cleveland	4	52	51	1,511	905	59.9	9,812	57	61	74.8	0.93
30.	Daunte Culpepper	Minnesota	4	44	43	1,389	865	62.3	10,402	65	52	85.2	1.25
31.	Charlie Batch	Pittsburgh	5	48	46	1,326	743	56.0	9,016	49	40	76.9	1.23
32.	Jay Fiedler	Miami	7	54	42	1,200	720	60.0	8,413	50	45	79.6	1.11
33.	Aaron Brooks	New Orleans	4	40	37	1,280	708	55.3	8,918	62	43	79.4	1.44
34.	Kent Graham	Jacksonville	10	81	38	1,339	694	51.8	7,801	39	33	69.0	1.18
35.	Tom Brady	New England	3	32	30	1,017	638	62.7	6,613	46	26	85.9	1.77
36.	Jim Miller	Tampa Bay	9	37	27	1,046	610	58.3	6,387	36	31	75.2	1.16
37.	Ty Detmer	Detroit	11	53	25	946	546	57.7	6,351	34	35	74.7	0.97
38.	Rob Johnson	Washington	8	44	29	786	483	61.5	5,702	30	22	84.6	1.36
39.	Drew Brees	San Diego	2	17	16	553	335	60.6	3,505	18	16	77.8	1.13
40.	Tommy Maddox	Pittsburgh	6	68	15	550	324	58.9	3,938	27	31	73.9	0.87
41.	Chad Pennington	N.Y. Jets	3	18	12	424	287	67.7	3,279	24	6	103.7	4.00
42.	Michael Vick	Atlanta	2	23	17	534	281	52.6	3,721	18	11	77.6	1.64
43.	Ray Lucas	Miami	7	55	15	483	280	58.0	3,029	18	17	74.3	1.06
44.	Akili Smith	Green Bay	4	22	17	461	215	46.6	2,212	5	13	52.8	0.38
45.	Koy Detmer	Philadelphia	6	55	7	253	131	51.8	467	10	9	67.7	1.11
46.	Kelly Holcombe	Cleveland	7	10	3	191	116	60.7	1,358	10	12	73.6	0.83
47.	Chris Redman	Baltimore	2	8	6	185	99	53.5	1,053	7	3	76.3	2.33

Starting Quarterbacks/Top Reserves, End Of 2002 Season — Passing Efficiency

No.	Player	Team	Years	Games	Starts	Att.	Comp.	Pct.	Yards	TD	Int.	Rating	TD/Int.
1.	Chad Pennington	N.Y. Jets	3	18	12	424	287	67.7	3,279	24	6	103.7	4.00
2.	Kurt Warner	St. Louis	5	51	49	1,623	1,083	66.7	14,082	101	64	98.2	1.58
3.	Tom Brady	New England	3	32	30	1,017	638	62.7	6,613	46	26	85.9	1.77
4.	Daunte Culpepper	Minnesota	4	44	43	1,389	865	62.3	10,402	65	52	85.2	1.25
5.	Jeff Garcia	San Francisco	4	61	58	1,968	1,224	62.2	13,704	95	43	89.9	2.21
6.	Brian Griese	Denver	5	53	51	1,678	1,044	62.2	11,763	71	53	84.1	1.34
7.	Peyton Manning	Indianapolis	5	80	80	2,817	1,749	62.1	20,618	138	100	85.9	1.38
8.	Brad Johnson	Tampa Bay	11	95	79	2,831	1,747	61.7	19,428	114	74	84.6	1.54
9.	Rob Johnson	Washington	8	44	29	786	483	61.5	5,702	30	22	84.6	1.36
10.	Brett Favre	Green Bay	12	177	173	5,993	3,652	60.9	42,285	314	188	86.7	1.67
11.	Kelly Holcombe	Cleveland	7	10	3	191	116	60.7	1,358	10	12	73.6	0.83
12.	Drew Brees	San Diego	2	17	16	553	335	60.6	3,505	18	16	77.8	1.13
13.	Rich Gannon	Oakland	15	147	122	3,913	2,367	60.5	26,945	171	98	85.3	1.74
14.	Mark Brunell	Jacksonville	10	119	114	3,561	2,142	60.2	25,309	142	86	85.1	1.65
15.	Jay Fiedler	Miami	7	54	42	1,200	720	60.0	8,413	50	45	79.6	1.11
16.	Tim Couch	Cleveland	4	52	51	1,511	905	59.9	9,812	57	61	74.8	0.93
17.	Tommy Maddox	Pittsburgh	6	68	15	550	324	58.9	3,938	27	31	73.9	0.87
18.	Steve McNair	Tennessee	8	103	95	2,780	1,634	58.8	19,422	108	76	81.7	1.42
19.	Chris Chandler	Chicago	15	133	120	3,751	2,186	58.3	26,971	165	131	80.7	1.26
20.	Jim Miller	Tampa Bay	9	37	27	1,046	610	58.3	6,387	36	31	75.2	1.16
21.	Ray Lucas	Miami	7	55	15	483	280	58.0	3,029	18	17	74.3	1.06
22.	Jeff George	Seattle	12	131	124	3,967	2,298	57.9	27,602	154	113	80.4	1.36
23.	Jon Kitna	Cincinnati	6	69	60	2,184	1,265	57.9	13,946	77	83	72.9	0.93
24.	Ty Detmer	Detroit	11	53	25	946	546	57.7	6,351	34	35	74.7	0.97
25.	Trent Green	Kansas City	9	56	51	1,743	1,006	57.7	12,977	82	53	84.2	1.55
26.	Neil O'Donnell	Tennessee	13	124	99	3,202	1,847	57.7	21,458	118	67	81.6	1.76
27.	Rodney Peete	Carolina	14	102	86	2,335	1,339	57.3	16,316	76	92	73.4	0.83
28.	Steve Beuerlein	Denver	14	143	100	3,265	1,861	57.0	23,657	145	107	80.9	1.35
29.	Drew Bledsoe	Buffalo	10	140	139	5,128	2,919	56.9	34,016	190	153	77.1	1.24
30.	Donovan McNabb	Philadelphia	4	54	48	1,639	932	56.9	9,835	71	38	79.3	1.87
31.	Kordell Stewart	Chicago	8	113	80	2,107	1,190	56.5	13,328	70	72	72.3	0.97
32.	Jeff Blake	Arizona	11	101	87	2,828	1,593	56.3	19,283	119	83	79.2	1.43
33.	Vinny Testaverde	N.Y. Jets	16	194	182	5,727	3,211	56.1	39,558	244	233	74.8	1.05
34.	Charlie Batch	Pittsburgh	5	48	46	1,326	743	56.0	9,016	49	40	76.9	1.23
35.	Jake Plummer	Denver	6	84	82	2,754	1,540	55.9	17,622	90	114	69.0	0.79
36.	Kerry Collins	N.Y. Giants	8	110	104	3,504	1,951	55.7	23,273	119	118	73.4	1.01
37.	Trent Dilfer	Seattle	9	102	94	2,554	1,418	55.5	16,667	93	101	71.2	0.92
38.	Aaron Brooks	New Orleans	4	40	37	1,280	708	55.3	8,918	62	43	79.4	1.44
39.	Doug Flutie	San Diego	9	78	60	1,936	1,061	54.8	13,313	76	64	75.7	1.19
40.	Gus Frerotte	Minnesota	9	79	62	2,075	1,131	54.5	14,407	70	64	74.8	1.09
41.	Tony Banks	Houston	6	82	75	2,227	1,202	54.0	14,433	71	68	72.0	1.04
42.	Chris Redman	Baltimore	2	8	6	185	99	53.5	1,053	7	3	76.3	2.33
43.	Rick Mirer	Oakland	10	71	60	1,822	972	53.3	10,702	47	71	63.4	0.66
44.	Michael Vick	Atlanta	2	23	17	534	281	52.6	3,721	18	11	77.6	1.64
45.	Koy Detmer	Philadelphia	6	55	7	253	131	51.8	467	10	9	67.7	1.11
46.	Kent Graham	Jacksonville	10	81	38	1,339	694	51.8	7,801	39	33	69.0	1.18
47.	Akili Smith	Green Bay	4	22	17	461	215	46.6	2,212	5	13	52.8	0.38

(Jeff Blake continued on page 70)

Starting Quarterbacks/Top Reserves, End Of 2002 Season — Passing Yards

No.	Player	Team	Years	Games	Starts	Att.	Comp.	Pct.	Yards	TD	Int.	Rating	TD/Int.
1.	Brett Favre	Green Bay	12	177	173	5,993	3,652	60.9	42,285	314	188	86.7	1.67
2.	Vinny Testaverde	N.Y. Jets	16	194	182	5,727	3,211	56.1	39,558	244	233	74.8	1.05
3.	Drew Bledsoe	Buffalo	10	140	139	5,128	2,919	56.9	34,016	190	153	77.1	1.24
4.	Jeff George	Seattle	12	131	124	3,967	2,298	57.9	27,602	154	113	80.4	1.36
5.	Chris Chandler	Chicago	15	133	120	3,751	2,186	58.3	26,971	165	131	80.7	1.26
6.	Rich Gannon	Oakland	15	147	122	3,913	2,367	60.5	26,945	171	98	85.3	1.74
7.	Mark Brunell	Jacksonville	10	119	114	3,561	2,142	60.2	25,309	142	86	85.1	1.65
8.	Steve Buerlein	Denver	14	143	100	3,265	1,861	57.0	23,657	145	107	80.9	1.35
9.	Kerry Collins	N.Y. Giants	8	110	104	3,504	1,951	55.7	23,273	119	118	73.4	1.01
10.	Neil O'Donnell	Tennessee	13	124	99	3,202	1,847	57.7	21,458	118	67	81.6	1.76
11.	Peyton Manning	Indianapolis	5	80	80	2,817	1,749	62.1	20,618	138	100	85.9	1.38
12.	Brad Johnson	Tampa Bay	11	95	79	2,831	1,747	61.7	19,428	114	74	84.6	1.54
13.	Steve McNair	Tennessee	8	103	95	2,780	1,634	58.8	19,422	108	76	81.7	1.42
14.	Jeff Blake	Arizona	11	101	87	2,828	1,593	56.3	19,283	119	83	79.2	1.43
15.	Jake Plummer	Denver	6	84	82	2,754	1,540	55.9	17,622	90	114	69.0	0.79
16.	Trent Diller	Seattle	9	102	94	2,554	1,418	55.5	16,667	93	101	71.2	0.92
17.	Rodney Peete	Carolina	14	102	86	2,335	1,339	57.3	16,316	76	92	73.4	0.83
18.	Tony Banks	Houston	6	82	75	2,227	1,202	54.0	14,433	71	68	72.0	1.04
19.	Gus Frerotte	Minnesota	9	79	62	2,075	1,131	54.5	14,407	70	64	74.8	1.09
20.	Kurt Warner	St. Louis	5	51	49	1,623	1,083	66.7	14,082	101	64	98.2	1.58
21.	Jon Kitna	Cincinnati	6	69	60	2,184	1,265	57.9	13,946	77	83	72.9	0.93
22.	Jeff Garcia	San Francisco	4	61	58	1,968	1,224	62.2	13,704	95	43	89.9	2.21
23.	Kordell Stewart	Chicago	8	113	80	2,107	1,190	56.5	13,328	70	72	72.3	0.97
24.	Doug Flutie	San Diego	9	78	60	1,936	1,061	54.8	13,313	76	64	75.7	1.19
25.	Trent Green	Kansas City	9	56	51	1,743	1,006	57.7	12,977	82	53	84.2	1.55
26.	Brian Griese	Denver	5	53	51	1,678	1,044	62.2	11,763	71	53	84.1	1.34
27.	Rick Mirer	Oakland	10	71	60	1,822	972	53.3	10,702	47	71	63.4	0.66
28.	Daunte Culpepper	Minnesota	4	44	43	1,389	865	62.3	10,402	65	52	85.2	1.25
29.	Donovan McNabb	Philadelphia	4	54	48	1,639	932	56.9	9,835	71	38	79.3	1.87
30.	Tim Couch	Cleveland	4	52	51	1,511	905	59.9	9,812	57	61	74.8	0.93
31.	Charlie Batch	Pittsburgh	5	48	46	1,326	743	56.0	9,016	49	40	76.9	1.23
32.	Aaron Brooks	New Orleans	4	40	37	1,280	708	55.3	8,918	62	43	79.4	1.44
33.	Jay Fiedler	Miami	7	54	42	1,200	720	60.0	8,413	50	45	79.6	1.11
34.	Kent Graham	Jacksonville	10	81	38	1,339	694	51.8	7,801	39	33	69.0	1.18
35.	Tom Brady	New England	3	32	30	1,017	638	62.7	6,613	46	26	85.9	1.77
36.	Jim Miller	Tampa Bay	9	37	27	1,046	610	58.3	6,387	36	31	75.2	1.16
37.	Ty Detmer	Detroit	11	53	25	946	546	57.7	6,351	34	35	74.7	0.97
38.	Rob Johnson	Washington	8	44	29	786	483	61.5	5,702	30	22	84.6	1.36
39.	Tommy Maddox	Pittsburgh	6	68	15	550	324	58.9	3,938	27	31	73.9	0.87
40.	Michael Vick	Atlanta	2	23	17	534	281	52.6	3,721	18	11	77.6	1.64
41.	Drew Brees	San Diego	2	17	16	553	335	60.6	3,505	18	16	77.8	1.13
42.	Chad Pennington	N.Y. Jets	3	18	12	424	287	67.7	3,279	24	6	103.7	4.00
43.	Ray Lucas	Miami	7	55	15	483	280	58.0	3,029	18	17	74.3	1.06
44.	Akili Smith	Green Bay	4	22	17	461	215	46.6	2,212	5	13	52.8	0.38
45.	Kelly Holcombe	Cleveland	7	10	3	191	116	60.7	1,358	10	12	73.6	0.83
46.	Chris Redman	Baltimore	2	8	6	185	99	53.5	1,053	7	3	76.3	2.33
47.	Koy Detmer	Philadelphia	6	55	7	253	131	51.8	467	10	9	67.7	1.11

Starting Quarterbacks/Top Reserves, End Of 2002 Season — Touchdown Passes

No.	Player	Team	Years	Games	Starts	Att.	Comp.	Pct.	Yards	TD	Int.	Rating	TD/Int.
1.	Brett Favre	Green Bay	12	177	173	5,993	3,652	60.9	42,285	314	188	86.7	1.67
2.	Vinny Testaverde	N.Y. Jets	16	194	182	5,727	3,211	56.1	39,558	244	233	74.8	1.05
3.	Drew Bledsoe	Buffalo	10	140	139	5,128	2,919	56.9	34,016	190	153	77.1	1.24
4.	Rich Gannon	Oakland	15	147	122	3,913	2,367	60.5	26,945	171	98	85.3	1.74
5.	Chris Chandler	Chicago	15	133	120	3,751	2,186	58.3	26,971	165	131	80.7	1.26
6.	Jeff George	Seattle	12	131	124	3,967	2,298	57.9	27,602	154	113	80.4	1.36
7.	Steve Buehlein	Denver	14	143	100	3,265	1,861	57.0	23,657	145	107	80.9	1.35
8.	Mark Brunell	Jacksonville	10	119	114	3,561	2,142	60.2	25,309	142	86	85.1	1.65
9.	Peyton Manning	Indianapolis	5	80	80	2,817	1,749	62.1	2,0618	138	100	85.9	1.38
10.	Jeff Blake	Arizona	11	101	87	2,626	1,593	56.3	19,283	119	83	79.2	1.43
11.	Kerry Collins	N.Y. Giants	8	110	104	3,504	1,951	55.7	23,273	119	118	73.4	1.01
12.	Neil O'Donnell	Tennessee	13	124	99	3,202	1,847	57.7	21,458	118	67	81.6	1.76
13.	Brad Johnson	Tampa Bay	11	95	79	2,831	1,747	61.7	19,428	114	74	84.6	1.54
14.	Steve McNair	Tennessee	8	103	95	2,780	1,634	58.8	19,422	108	76	81.7	1.42
15.	Kurt Warner	St. Louis	5	51	49	1,623	1,083	66.7	14,082	101	64	98.2	1.58
16.	Jeff Garcia	San Francisco	4	61	58	1,968	1,224	62.2	13,704	95	43	89.9	2.21
17.	Trent Dilfer	Seattle	9	102	94	2,554	1,418	55.5	16,667	93	101	71.2	0.92
18.	Jake Plummer	Denver	6	84	82	2,754	1,540	55.9	17,622	90	114	69.0	0.79
19.	Trent Green	Kansas City	9	56	51	1,743	1,006	57.7	12,977	82	53	84.2	1.55
20.	Jon Kitna	Cincinnati	6	69	60	2,184	1,265	57.9	13,946	77	83	72.9	0.93
21.	Doug Flutie	San Diego	9	78	60	1,936	1,061	54.8	13,313	76	64	75.7	1.19
22.	Rodney Peete	Carolina	14	102	86	2,335	1,339	57.3	16,316	76	92	73.4	0.83
23.	Tony Banks	Houston	6	82	75	2,227	1,202	54.0	14,433	71	68	72.0	1.04
24.	Brian Griese	Denver	5	53	51	1,678	1,044	62.2	11,763	71	53	84.1	1.34
25.	Donovan McNabb	Philadelphia	4	54	48	1,639	932	56.9	9,835	71	38	79.3	1.87
26.	Gus Frerotte	Minnesota	9	79	62	2,075	1,131	54.5	14,407	70	64	74.8	1.09
27.	Kordell Stewart	Chicago	8	113	80	2,107	1,190	56.5	13,328	70	72	72.3	0.97
28.	Daunte Culpepper	Minnesota	4	44	43	1,389	865	62.3	10,402	65	52	85.2	1.25
29.	Aaron Brooks	New Orleans	4	40	37	1,280	708	55.3	8,918	62	43	79.4	1.44
30.	Tim Couch	Cleveland	4	52	51	1,511	905	59.9	9,812	57	61	74.8	0.93
31.	Jay Fiedler	Miami	7	54	42	1,200	720	60.0	8,413	50	45	79.6	1.11
32.	Charlie Batch	Pittsburgh	5	48	46	1,326	743	56.0	9,016	49	40	76.9	1.23
33.	Rick Mirer	Oakland	10	71	60	1,822	972	53.3	10,702	47	71	63.4	0.66
34.	Tom Brady	New England	3	32	30	1,017	638	62.7	6,613	46	26	85.9	1.77
35.	Kent Graham	Jacksonville	10	81	38	1,339	694	51.8	7,801	39	33	69.0	1.18
36.	Jim Miller	Tampa Bay	9	37	27	1,046	610	58.3	6,387	36	31	75.2	1.16
37.	Ty Detmer	Detroit	11	53	25	946	546	57.7	6,351	34	35	74.7	0.97
38.	Rob Johnson	Washington	8	44	29	786	483	61.5	5,702	30	22	84.6	1.36
39.	Tommy Maddox	Pittsburgh	6	68	15	550	324	58.9	3,938	27	31	73.9	0.87
40.	Chad Pennington	N.Y. Jets	3	18	12	424	287	67.7	3,279	24	6	103.7	4.00
41.	Drew Brees	San Diego	2	17	16	553	335	60.6	3,505	18	16	77.8	1.13
42.	Ray Lucas	Miami	7	55	15	483	280	58.0	3,029	18	17	74.3	1.06
43.	Michael Vick	Atlanta	2	23	17	534	281	52.6	3,721	18	11	77.6	1.64
44.	Koy Detmer	Philadelphia	6	55	7	253	131	51.8	467	10	9	67.7	1.11
45.	Kelly Holcombe	Cleveland	7	10	3	191	116	60.7	1,358	10	12	73.6	0.83
46.	Chris Redman	Baltimore	2	8	6	185	99	53.5	1,053	7	3	76.3	2.33
47.	Akili Smith	Green Bay	4	22	17	461	215	46.6	2,212	5	13	52.8	0.38

(Jeff Blake continued on page 72)

Starting Quarterbacks/Top Reserves, End Of 2002 Season — Interceptions

No.	Player	Team	Years	Games	Starts	Att.	Comp.	Pct.	Yards	TD	Int.	Rating	TD/Int.
1.	Vinny Testaverde	N.Y. Jets	16	194	182	5,727	3,211	56.1	39,558	244	233	74.8	1.05
2.	Brett Favre	Green Bay	12	177	173	5,993	3,652	60.9	42,285	314	188	86.7	1.67
3.	Drew Bledsoe	Buffalo	10	140	139	5,128	2,919	56.9	34,016	190	153	77.1	1.24
4.	Chris Chandler	Chicago	15	133	120	3,751	2,186	58.3	26,971	165	131	80.7	1.26
5.	Kerry Collins	N.Y. Giants	8	110	104	3,504	1,951	55.7	23,273	119	118	73.4	1.01
6.	Jake Plummer	Denver	6	84	82	2,754	1,540	55.9	17,622	90	114	69.0	0.79
7.	Jeff George	Seattle	12	131	124	3,967	2,298	57.9	27,602	154	113	80.4	1.36
8.	Steve Beuerlein	Denver	14	143	100	3,265	1,861	57.0	23,657	145	107	80.9	1.35
9.	Trent Diller	Seattle	9	102	94	2,554	1,418	55.5	16,667	93	101	71.2	0.92
10.	Peyton Manning	Indianapolis	5	80	80	2,817	1,749	62.1	20,618	138	100	85.9	1.38
11.	Rich Gannon	Oakland	15	147	122	3,913	2,367	60.5	26,945	171	98	85.3	1.74
12.	Rodney Peete	Carolina	14	102	86	2,335	1,339	57.3	16,316	76	92	73.4	0.83
13.	Mark Brunell	Jacksonville	10	119	114	3,561	2,142	60.2	25,309	142	86	85.1	1.65
14.	Jeff Blake	Arizona	11	101	87	2,828	1,593	56.3	19,283	119	83	79.2	1.43
15.	Jon Kitna	Cincinnati	6	69	60	2,184	1,265	57.9	13,946	77	83	72.9	0.93
16.	Steve McNair	Tennessee	8	103	95	2,780	1,634	58.8	19,422	108	76	81.7	1.42
17.	Brad Johnson	Tampa Bay	11	95	79	2,831	1,747	61.7	19,428	114	74	84.6	1.54
18.	Kordell Stewart	Chicago	8	113	80	2,107	1,190	56.5	13,328	70	72	72.3	0.97
19.	Rick Mirer	Oakland	10	71	60	1,822	972	53.3	10,702	47	71	63.4	0.66
20.	Tony Banks	Houston	6	82	75	2,227	1,202	54.0	14,433	71	68	72.0	1.04
21.	Neil O'Donnell	Tennessee	13	124	99	3,202	1,847	57.7	21,458	118	67	81.6	1.76
22.	Doug Flutie	San Diego	9	78	60	1,936	1,061	54.8	13,313	76	64	75.7	1.19
23.	Gus Frerotte	Minnesota	9	79	62	2,075	1,131	54.5	14,407	70	64	74.8	1.09
24.	Kurt Warner	St. Louis	5	51	49	1,623	1,083	66.7	14,082	101	64	98.2	1.58
25.	Tim Couch	Cleveland	4	52	51	1,511	905	59.9	9,812	57	61	74.8	0.93
26.	Trent Green	Kansas City	9	56	51	1,743	1,006	57.7	12,977	82	53	84.2	1.55
27.	Brian Griese	Denver	5	53	51	1,678	1,044	62.2	11,763	71	53	84.1	1.34
28.	Daunte Culpepper	Minnesota	4	44	43	1,389	865	62.3	10,402	65	52	85.2	1.25
29.	Jay Fiedler	Miami	7	54	42	1,200	720	60.0	8,413	50	45	79.6	1.11
30.	Aaron Brooks	New Orleans	4	40	37	1,280	708	55.3	8,918	62	43	79.4	1.44
31.	Jeff Garcia	San Francisco	4	61	58	1,968	1,224	62.2	13,704	95	43	89.9	2.21
32.	Charlie Batch	Pittsburgh	5	48	46	1,326	743	56.0	9,016	49	40	76.9	1.23
33.	Donovan McNabb	Philadelphia	4	54	48	1,639	932	56.9	9,835	71	38	79.3	1.87
34.	Ty Detmer	Detroit	11	53	25	946	546	57.7	6,351	34	35	74.7	0.97
35.	Kent Graham	Jacksonville	10	81	38	1,339	694	51.8	7,801	39	33	69.0	1.18
36.	Tommy Maddox	Pittsburgh	6	68	15	550	324	58.9	3,938	27	31	73.9	0.87
37.	Jim Miller	Tampa Bay	9	37	27	1,046	610	58.3	6,387	36	31	75.2	1.16
38.	Tom Brady	New England	3	32	30	1,017	638	62.7	6,613	46	26	85.9	1.77
39.	Rob Johnson	Washington	8	44	29	786	483	61.5	5,702	30	22	84.6	1.36
40.	Ray Lucas	Miami	7	55	15	483	280	58.0	3,029	18	17	74.3	1.06
41.	Drew Brees	San Diego	2	17	16	553	335	60.6	3,505	18	16	77.8	1.13
42.	Akili Smith	Green Bay	4	22	17	461	215	46.6	2,212	5	13	52.8	0.38
43.	Kelly Holcombe	Cleveland	7	10	3	191	116	60.7	1,358	10	12	73.6	0.83
44.	Michael Vick	Atlanta	2	23	17	534	281	52.6	3,721	18	11	77.6	1.64
45.	Koy Detmer	Philadelphia	6	55	7	253	131	51.8	467	10	9	67.7	1.11
46.	Chad Pennington	N.Y. Jets	3	18	12	424	287	67.7	3,279	24	6	103.7	4.00
47.	Chris Redman	Baltimore	2	8	6	185	99	53.5	1,053	7	3	76.3	2.33

Starting Quarterbacks/Top Reserves, End Of 2002 Season — Quarterback Rating

No.	Player	Team	Years	Games	Starts	Att.	Comp.	Pct.	Yards	TD	Int.	Rating	TD/Int.
1.	Chad Pennington	N.Y. Jets	3	18	12	424	287	67.7	3,279	24	6	103.7	4.00
2.	Kurt Warner	St. Louis	5	51	49	1,623	1,083	66.7	14,082	101	64	98.2	1.58
3.	Jeff Garcia	San Francisco	4	61	58	1,968	1,224	62.2	13,704	95	43	89.9	2.21
4.	Brett Favre	Green Bay	12	177	173	5,993	3,652	60.9	42,285	314	188	86.7	1.67
5.	Tom Brady	New England	3	32	30	1,017	638	62.7	6,613	46	26	85.9	1.77
6.	Peyton Manning	Indianapolis	5	80	80	2,817	1,749	62.1	20,618	136	100	85.9	1.38
7.	Rich Gannon	Oakland	15	147	122	3,913	2,367	60.5	26,945	171	98	85.3	1.74
8.	Daunte Culpepper	Minnesota	4	44	43	1,389	865	62.3	10,402	65	52	85.2	1.25
9.	Mark Brunell	Jacksonville	10	119	114	3,561	2,142	60.2	25,309	142	86	85.1	1.65
10.	Brad Johnson	Tampa Bay	11	95	79	2,831	1,747	61.7	19,428	114	74	84.6	1.54
11.	Rob Johnson	Washington	8	44	29	786	483	61.5	5,702	30	22	84.6	1.36
12.	Trent Green	Kansas City	9	56	51	1,743	1,006	57.7	12,977	82	53	84.2	1.55
13.	Brian Griese	Denver	5	53	51	1,878	1,044	62.2	11,763	71	53	84.1	1.34
14.	Steve McNair	Tennessee	8	103	95	2,780	1,634	58.8	19,422	108	76	81.7	1.42
15.	Neil O'Donnell	Tennessee	13	124	99	3,202	1,847	57.7	21,458	118	67	81.6	1.76
16.	Steve Beuerlein	Denver	14	143	100	3,265	1,861	57.0	23,657	145	107	80.9	1.35
17.	Chris Chandler	Chicago	15	133	120	3,751	2,186	58.3	26,971	165	131	80.7	1.26
18.	Jeff George	Seattle	12	131	124	3,967	2,298	57.9	27,602	154	113	80.4	1.36
19.	Jay Fiedler	Miami	7	54	42	1,200	720	60.0	8,413	50	45	79.6	1.11
20.	Aaron Brooks	New Orleans	4	40	37	1,280	708	55.3	8,918	62	43	79.4	1.44
21.	Donovan McNabb	Philadelphia	4	54	48	1,639	932	56.9	9,835	71	38	79.3	1.87
22.	Jeff Blake	Arizona	11	101	87	2,828	1,593	56.3	19,283	119	83	79.2	1.43
23.	Drew Brees	San Diego	2	17	16	553	335	60.6	3,505	18	16	77.8	1.13
24.	Michael Vick	Atlanta	2	23	17	534	281	52.6	3,721	18	11	77.6	1.64
25.	Drew Bledsoe	Buffalo	10	140	139	5,128	2,919	56.9	34,016	190	153	77.1	1.24
26.	Charlie Batch	Pittsburgh	5	48	46	1,326	743	56.0	9,016	49	40	76.9	1.23
27.	Chris Redman	Baltimore	2	8	6	185	99	53.5	1,053	7	3	76.3	2.33
28.	Doug Flutie	San Diego	9	78	60	1,936	1,061	54.8	13,313	76	64	75.7	1.19
29.	Jim Miller	Tampa Bay	9	37	27	1,046	610	58.3	6,387	36	31	75.2	1.16
30.	Tim Couch	Cleveland	4	52	51	1,511	905	59.9	9,812	57	61	74.8	0.93
31.	Gus Frerotte	Minnesota	9	79	62	2,075	1,131	54.5	14,407	70	64	74.8	1.09
32.	Vinny Testaverde	N.Y. Jets	16	194	182	5,727	3,211	56.1	39,558	244	233	74.8	1.05
33.	Ty Detmer	Detroit	11	53	25	946	546	57.7	6,351	34	35	74.7	0.97
34.	Ray Lucas	Miami	7	55	15	483	280	58.0	3,029	18	17	74.3	1.06
35.	Tommy Maddox	Pittsburgh	6	68	15	550	324	58.9	3,938	27	31	73.9	0.87
36.	Kelly Holcombe	Cleveland	7	10	3	191	116	60.7	1,358	10	12	73.6	0.83
37.	Kerry Collins	N.Y. Giants	8	110	104	3,504	1,951	55.7	23,273	119	118	73.4	1.01
38.	Rodney Peete	Carolina	14	102	86	2,335	1,339	57.3	16,316	76	92	73.4	0.83
39.	Jon Kitna	Cincinnati	6	69	60	2,184	1,265	57.9	13,946	77	83	72.9	0.93
40.	Kordell Stewart	Chicago	8	113	80	2,107	1,190	56.5	13,328	70	72	72.3	0.97
41.	Tony Banks	Houston	6	82	75	2,227	1,202	54.0	14,433	71	68	72.0	1.04
42.	Trent Diller	Seattle	9	102	94	2,554	1,418	55.5	16,667	93	101	71.2	0.92
43.	Kent Graham	Jacksonville	10	81	38	1,339	694	51.8	7,801	39	33	69.0	1.18
44.	Jake Plummer	Denver	6	84	82	2,754	1,540	55.9	17,622	90	114	69.0	0.79
45.	Koy Detmer	Philadelphia	6	55	7	253	131	51.8	467	10	9	67.7	1.11
46.	Rick Mirer	Oakland	10	71	60	1,822	972	53.3	10,702	47	71	63.4	0.66
47.	Akili Smith	Green Bay	4	22	17	461	215	46.6	2,212	5	13	52.8	0.38

(Jeff Blake continued on page 74)

Starting Quarterbacks/Top Reserves, End Of 2002 Season — TD Pass/Interception Ratio

No.	Player	Team	Years	Games	Starts	Att.	Comp.	Pct.	Yards	TD	Int.	Rating	TD/Int.
1.	Chad Pennington	N.Y. Jets	3	18	12	424	287	67.7	3,279	24	6	103.7	4.00
2.	Chris Redman	Baltimore	2	8	6	185	99	53.5	1,053	7	3	76.3	2.33
3.	Jeff Garcia	San Francisco	4	61	58	1,968	1,224	62.2	13,704	95	43	89.9	2.21
4.	Donovan McNabb	Philadelphia	4	54	48	1,639	932	56.9	9,835	71	38	79.3	1.87
5.	Tom Brady	New England	3	32	30	1,017	638	62.7	6,613	46	26	85.9	1.77
6.	Neil O'Donnell	Tennessee	13	124	99	3,202	1,847	57.7	21,458	118	67	81.6	1.76
7.	Rich Gannon	Oakland	15	147	122	3,913	2,367	60.5	26,945	171	98	85.3	1.74
8.	Brett Favre	Green Bay	12	177	173	5,993	3,652	60.9	42,285	314	188	86.7	1.67
9.	Mark Brunell	Jacksonville	10	119	114	3,561	2,142	60.2	25,309	142	86	85.1	1.65
10.	Michael Vick	Atlanta	2	23	17	534	281	52.6	3,721	18	11	77.6	1.64
11.	Kurt Warner	St. Louis	5	51	49	1,623	1,083	66.7	14,082	101	64	98.2	1.58
12.	Trent Green	Kansas City	9	56	51	1,743	1,006	57.7	12,977	82	53	84.2	1.55
13.	Brad Johnson	Tampa Bay	11	95	79	2,831	1,747	61.7	19,428	114	74	84.6	1.54
14.	Aaron Brooks	New Orleans	4	40	37	1,280	708	55.3	8,918	62	43	79.4	1.44
15.	Jeff Blake	Arizona	11	101	87	2,828	1,593	56.3	19,283	119	83	79.2	1.43
16.	Steve McNair	Tennessee	8	103	95	2,780	1,634	58.8	19,422	108	76	81.7	1.42
17.	Peyton Manning	Indianapolis	5	80	80	2,817	1,749	62.1	20,618	138	100	85.9	1.38
18.	Jeff George	Seattle	12	131	124	3,967	2,298	57.9	27,602	154	113	80.4	1.36
19.	Rob Johnson	Washington	8	44	29	786	483	61.5	5,702	30	22	84.6	1.36
20.	Steve Beuerlein	Denver	14	143	100	3,265	1,861	57.0	23,657	145	107	80.9	1.35
21.	Brian Griese	Denver	5	53	51	1,678	1,044	62.2	11,763	71	53	84.1	1.34
22.	Chris Chandler	Chicago	15	133	120	3,751	2,186	58.3	26,971	165	131	80.7	1.26
23.	Daunte Culpepper	Minnesota	4	44	43	1,389	865	62.3	10,402	65	52	85.2	1.25
24.	Drew Bledsoe	Buffalo	10	140	139	5,128	2,919	56.9	34,016	190	153	77.1	1.24
25.	Charlie Batch	Pittsburgh	5	48	46	1,326	743	56.0	9,016	49	40	76.9	1.23
26.	Doug Flutie	San Diego	9	78	60	1,936	1,061	54.8	13,313	76	64	75.7	1.19
27.	Kent Graham	Jacksonville	10	81	38	1,339	694	51.8	7,801	39	33	69.0	1.18
28.	Jim Miller	Tampa Bay	9	37	27	1,046	610	58.3	6,387	36	31	75.2	1.16
29.	Drew Brees	San Diego	2	17	16	553	335	60.6	3,505	18	16	77.8	1.13
30.	Koy Detmer	Philadelphia	6	55	7	253	131	51.8	467	10	9	67.7	1.11
31.	Jay Fiedler	Miami	7	54	42	1,200	720	60.0	8,413	50	45	79.6	1.11
32.	Gus Frerotte	Minnesota	9	79	62	2,075	1,131	54.5	14,407	70	64	74.8	1.09
33.	Ray Lucas	Miami	7	55	15	483	280	58.0	3,029	18	17	74.3	1.06
34.	Vinny Testaverde	N.Y. Jets	16	194	182	5,727	3,211	56.1	39,558	244	233	74.8	1.05
35.	Tony Banks	Houston	6	82	75	2,227	1,202	54.0	14,433	71	68	72.0	1.04
36.	Kerry Collins	N.Y. Giants	8	110	104	3,504	1,951	55.7	23,273	119	118	73.4	1.01
37.	Ty Detmer	Detroit	11	53	25	946	546	57.7	6,351	34	35	74.7	0.97
38.	Kordell Stewart	Chicago	8	113	80	2,107	1,190	56.5	13,328	70	72	72.3	0.97
39.	Tim Couch	Cleveland	4	52	51	1,511	905	59.9	9,812	57	61	74.8	0.93
40.	Jon Kitna	Cincinnati	6	69	60	2,184	1,265	57.9	13,946	77	83	72.9	0.93
41.	Trent Diller	Seattle	9	102	94	2,554	1,418	55.5	16,667	93	101	71.2	0.92
42.	Tommy Maddox	Pittsburgh	6	68	15	550	324	58.9	3,938	27	31	73.9	0.87
43.	Kelly Holcombe	Cleveland	7	10	3	191	116	60.7	1,358	10	12	73.6	0.83
44.	Rodney Peete	Carolina	14	102	86	2,335	1,339	57.3	16,316	76	92	73.4	0.83
45.	Jake Plummer	Denver	6	84	82	2,754	1,540	55.9	17,622	90	114	69.0	0.79
46.	Rick Mirer	Oakland	10	71	60	1,822	972	53.3	10,702	47	71	63.4	0.66
47.	Akili Smith	Green Bay	4	22	17	461	215	46.6	2,212	5	13	52.8	0.38

Quarterbacks With 10 Or More Seasons — Alphabetically

No.	Player	Team	Years	Games	Starts	Att.	Comp.	Pct.	Yards	TD	Int.	Rating	TD/Int.
1.	Steve Beuerlein	Denver	14	143	100	3,265	1,861	57.0	23,657	145	107	80.9	1.35
2.	Jeff Blake	Arizona	11	101	87	2,828	1,593	56.3	19,283	119	83	79.2	1.43
3.	Drew Bledsoe	Buffalo	10	140	139	5,128	2,919	56.9	34,016	190	153	77.1	1.24
4.	Mark Brunell	Jacksonville	10	119	114	3,561	2,142	60.2	25,309	142	86	85.1	1.65
5.	Chris Chandler	Chicago	15	133	120	3,751	2,186	58.3	26,971	165	131	80.7	1.26
6.	Ty Detmer	Detroit	11	53	25	946	546	57.7	6,351	34	35	74.7	0.97
7.	Brett Favre	Green Bay	12	177	173	5,993	3,652	60.9	42,285	314	188	86.7	1.67
8.	Rich Gannon	Oakland	15	147	122	3,913	2,367	60.5	26,945	171	98	85.3	1.74
9.	Jeff George	Seattle	12	131	124	3,967	2,298	57.9	27,602	154	113	80.4	1.36
10.	Kent Graham	Jacksonville	10	81	38	1,339	694	51.8	7,801	39	33	69.0	1.18
11.	Brad Johnson	Tampa Bay	11	95	79	2,831	1,747	61.7	19,428	114	74	84.6	1.54
12.	Rick Mirer	Oakland	10	71	60	1,822	972	53.3	10,702	47	71	63.4	0.66
13.	Neil O'Donnell	Tennessee	13	124	99	3,202	1,847	57.7	21,458	118	67	81.6	1.76
14.	Rodney Peete	Carolina	14	102	86	2,335	1,339	57.3	16,316	76	92	73.4	0.83
15.	Vinny Testaverde	N.Y. Jets	16	194	182	5,727	3,211	56.1	39,558	244	233	74.8	1.05

Quarterbacks With 10 Or More Seasons — Years

No.	Player	Team	Years	Games	Starts	Att.	Comp.	Pct.	Yards	TD	Int.	Rating	TD/Int.
1.	Vinny Testaverde	N.Y. Jets	16	194	182	5,727	3,211	56.1	39,558	244	233	74.8	1.05
2.	Chris Chandler	Chicago	15	133	120	3,751	2,186	58.3	26,971	165	131	80.7	1.26
3.	Rich Gannon	Oakland	15	147	122	3,913	2,367	60.5	26,945	171	98	85.3	1.74
4.	Steve Beuerlein	Denver	14	143	100	3,265	1,861	57.0	23,657	145	107	80.9	1.35
5.	Rodney Peete	Carolina	14	102	86	2,335	1,339	57.3	16,316	76	92	73.4	0.83
6.	Neil O'Donnell	Tennessee	13	124	99	3,202	1,847	57.7	21,458	118	67	81.6	1.76
7.	Brett Favre	Green Bay	12	177	173	5,993	3,652	60.9	42,285	314	188	86.7	1.67
8.	Jeff George	Seattle	12	131	124	3,967	2,298	57.9	27,602	154	113	80.4	1.36
9.	Jeff Blake	Arizona	11	101	87	2,828	1,593	56.3	19,283	119	83	79.2	1.43
10.	Ty Detmer	Detroit	11	53	25	946	546	57.7	6,351	34	35	74.7	0.97
11.	Brad Johnson	Tampa Bay	11	95	79	2,831	1,747	61.7	19,428	114	74	84.6	1.54
12.	Drew Bledsoe	Buffalo	10	140	139	5,128	2,919	56.9	34,016	190	153	77.1	1.24
13.	Mark Brunell	Jacksonville	10	119	114	3,561	2,142	60.2	25,309	142	86	85.1	1.65
14.	Kent Graham	Jacksonville	10	81	38	1,339	694	51.8	7,801	39	33	69.0	1.18
15.	Rick Mirer	Oakland	10	71	60	1,822	972	53.3	10,702	47	71	63.4	0.66

Quarterbacks With 10 Or More Seasons — Games

No.	Player	Team	Years	Games	Starts	Att.	Comp.	Pct.	Yards	TD	Int.	Rating	TD/Int.
1.	Vinny Testaverde	N.Y. Jets	16	194	182	5,727	3,211	56.1	39,558	244	233	74.8	1.05
2.	Brett Favre	Green Bay	12	177	173	5,993	3,652	60.9	42,285	314	188	86.7	1.67
3.	Rich Gannon	Oakland	15	147	122	3,913	2,367	60.5	26,945	171	98	85.3	1.74
4.	Steve Beuerlein	Denver	14	143	100	3,265	1,861	57.0	23,657	145	107	80.9	1.35
5.	Drew Bledsoe	Buffalo	10	140	139	5,128	2,919	56.9	34,016	190	153	77.1	1.24
6.	Chris Chandler	Chicago	15	133	120	3,751	2,186	58.3	26,971	165	131	80.7	1.26
7.	Jeff George	Seattle	12	131	124	3,967	2,298	57.9	27,602	154	113	80.4	1.36
8.	Neil O'Donnell	Tennessee	13	124	99	3,202	1,847	57.7	21,458	118	67	81.6	1.76
9.	Mark Brunell	Jacksonville	10	119	114	3,561	2,142	60.2	25,309	142	86	85.1	1.65
10.	Rodney Peete	Carolina	14	102	86	2,335	1,339	57.3	16,316	76	92	73.4	0.83
11.	Jeff Blake	Arizona	11	101	87	2,828	1,593	56.3	19,283	119	83	79.2	1.43
12.	Brad Johnson	Tampa Bay	11	95	79	2,831	1,747	61.7	19,428	114	74	84.6	1.54
13.	Kent Graham	Jacksonville	10	81	38	1,339	694	51.8	7,801	39	33	69.0	1.18
14.	Rick Mirer	Oakland	10	71	60	1,822	972	53.3	10,702	47	71	63.4	0.66
15.	Ty Detmer	Detroit	11	53	25	946	546	57.7	6,351	34	35	74.7	0.97

(Jeff Blake continued on page 76)

Quarterbacks With 10 Or More Seasons — Starts

No.	Player	Team	Years	Games	Starts	Att.	Comp.	Pct.	Yards	TD	Int.	Rating	TD/Int.
1.	Vinny Testaverde	N.Y. Jets	16	194	182	5,727	3,211	56.1	39,558	244	233	74.8	1.05
2.	Brett Favre	Green Bay	12	177	173	5,993	3,652	60.9	42,285	314	188	86.7	1.67
3.	Drew Bledsoe	Buffalo	10	140	139	5,128	2,919	56.9	34,016	190	153	77.1	1.24
4.	Jeff George	Seattle	12	131	124	3,967	2,298	57.9	27,602	154	113	80.4	1.36
5.	Rich Gannon	Oakland	15	147	122	3,913	2,367	60.5	26,945	171	98	85.3	1.74
6.	Chris Chandler	Chicago	15	133	120	3,751	2,186	58.3	26,971	165	131	80.7	1.26
7.	Mark Brunell	Jacksonville	10	119	114	3,561	2,142	60.2	25,309	142	86	85.1	1.65
8.	Steve Beuerlein	Denver	14	143	100	3,265	1,861	57.0	23,657	145	107	80.9	1.35
9.	Neil O'Donnell	Tennessee	13	124	99	3,202	1,847	57.7	21,458	118	67	81.6	1.76
10.	Jeff Blake	Arizona	11	101	87	2,828	1,593	56.3	19,283	119	83	79.2	1.43
11.	Rodney Peete	Carolina	14	102	86	2,335	1,339	57.3	16,316	76	92	73.4	0.83
12.	Brad Johnson	Tampa Bay	11	95	79	2,831	1,747	61.7	19,428	114	74	84.6	1.54
13.	Rick Mire	Oakland	10	71	60	1,822	972	53.3	10,702	47	71	63.4	0.66
14.	Kent Graham	Jacksonville	10	81	38	1,339	694	51.8	7,801	39	33	69.0	1.18
15.	Ty Detmer	Detroit	11	53	25	946	546	57.7	6,351	34	35	74.7	0.97

Quarterbacks With 10 Or More Seasons — Pass Attempts

No.	Player	Team	Years	Games	Starts	Att.	Comp.	Pct.	Yards	TD	Int.	Rating	TD/Int.
1.	Brett Favre	Green Bay	12	177	173	5,993	3,652	60.9	42,285	314	188	86.7	1.67
2.	Vinny Testaverde	N.Y. Jets	16	194	182	5,727	3,211	56.1	39,558	244	233	74.8	1.05
3.	Drew Bledsoe	Buffalo	10	140	139	5,128	2,919	56.9	34,016	190	153	77.1	1.24
4.	Jeff George	Seattle	12	131	124	3,967	2,298	57.9	27,602	154	113	80.4	1.36
5.	Rich Gannon	Oakland	15	147	122	3,913	2,367	60.5	26,945	171	98	85.3	1.74
6.	Chris Chandler	Chicago	15	133	120	3,751	2,186	58.3	26,971	165	131	80.7	1.26
7.	Mark Brunell	Jacksonville	10	119	114	3,561	2,142	60.2	25,309	142	86	85.1	1.65
8.	Steve Beuerlein	Denver	14	143	100	3,265	1,861	57.0	23,657	145	107	80.9	1.35
9.	Neil O'Donnell	Tennessee	13	124	99	3,202	1,847	57.7	21,458	118	67	81.6	1.76
10.	Brad Johnson	Tampa Bay	11	95	79	2,831	1,747	61.7	19,428	114	74	84.6	1.54
11.	Jeff Blake	Arizona	11	101	87	2,828	1,593	56.3	19,283	119	83	79.2	1.43
12.	Rodney Peete	Carolina	14	102	86	2,335	1,339	57.3	16,316	76	92	73.4	0.83
13.	Rick Mirer	Oakland	10	71	60	1,822	972	53.3	10,702	47	71	63.4	0.66
14.	Kent Graham	Jacksonville	10	81	38	1,339	694	51.8	7,801	39	33	69.0	1.18
15.	Ty Detmer	Detroit	11	53	25	946	546	57.7	6,351	34	35	74.7	0.97

Quarterbacks With 10 Or More Seasons — Pass Completions

No.	Player	Team	Years	Games	Starts	Att.	Comp.	Pct.	Yards	TD	Int.	Rating	TD/Int.
1.	Brett Favre	Green Bay	12	177	173	5,993	3,652	60.9	42,285	314	188	86.7	1.67
2.	Vinny Testaverde	N.Y. Jets	16	194	182	5,727	3,211	56.1	39,558	244	233	74.8	1.05
3.	Drew Bledsoe	Buffalo	10	140	139	5,128	2,919	56.9	34,016	190	153	77.1	1.24
4.	Rich Gannon	Oakland	15	147	122	3,913	2,367	60.5	26,945	171	98	85.3	1.74
5.	Jeff George	Seattle	12	131	124	3,967	2,298	57.9	27,602	154	113	80.4	1.36
6.	Chris Chandler	Chicago	15	133	120	3,751	2,186	58.3	26,971	165	131	80.7	1.26
7.	Mark Brunell	Jacksonville	10	119	114	3,561	2,142	60.2	25,309	142	86	85.1	1.65
8.	Steve Beuerlein	Denver	14	143	100	3,265	1,861	57.0	23,657	145	107	80.9	1.35
9.	Neil O'Donnell	Tennessee	13	124	99	3,202	1,847	57.7	21,458	118	67	81.6	1.76
10.	Brad Johnson	Tampa Bay	11	95	79	2,831	1,747	61.7	19,428	114	74	84.6	1.54
11.	Jeff Blake	Arizona	11	101	87	2,828	1,593	56.3	19,283	119	83	79.2	1.43
12.	Rodney Peete	Carolina	14	102	86	2,335	1,339	57.3	16,316	76	92	73.4	0.83
13.	Rick Mirer	Oakland	10	71	60	1,822	972	53.3	10,702	47	71	63.4	0.66
14.	Kent Graham	Jacksonville	10	81	38	1,339	694	51.8	7,801	39	33	69.0	1.18
15.	Ty Detmer	Detroit	11	53	25	946	546	57.7	6,351	34	35	74.7	0.97

Quarterbacks With 10 Or More Seasons — Passing Efficiency

No.	Player	Team	Years	Games	Starts	Att.	Comp.	Pct.	Yards	TD	Int.	Rating	TD/Int.
1.	Brad Johnson	Tampa Bay	11	95	79	2,831	1,747	61.7	19,428	114	74	84.6	1.54
2.	Brett Favre	Green Bay	12	177	173	5,993	3,652	60.9	42,285	314	188	86.7	1.67
3.	Rich Gannon	Oakland	15	147	122	3,913	2,367	60.5	26,945	171	98	85.3	1.74
4.	Mark Brunell	Jacksonville	10	119	114	3,561	2,142	60.2	25,309	142	86	85.1	1.65
5.	Chris Chandler	Chicago	15	133	120	3,751	2,186	58.3	26,971	165	131	80.7	1.26
6.	Jeff George	Seattle	12	131	124	3,967	2,298	57.9	27,602	154	113	80.4	1.36
7.	Ty Detmer	Detroit	11	53	25	946	546	57.7	6,351	34	35	74.7	0.97
8.	Neil O'Donnell	Tennessee	13	124	99	3,202	1,847	57.7	21,458	118	67	81.6	1.76
9.	Rodney Peete	Carolina	14	102	86	2,335	1,339	57.3	16,316	76	92	73.4	0.83
10.	Steve Beuerlein	Denver	14	143	100	3,265	1,861	57.0	23,657	145	107	80.9	1.35
11.	Drew Bledsoe	Buffalo	10	140	139	5,128	2,919	56.9	34,016	190	153	77.1	1.24
12.	Jeff Blake	Arizona	11	101	87	2,828	1,593	56.3	19,283	119	83	79.2	1.43
13.	Vinny Testaverde	N.Y. Jets	16	194	182	5,727	3,211	56.1	39,558	244	233	74.8	1.05
14.	Rick Mirer	Oakland	10	71	60	1,822	972	53.3	10,702	47	71	63.4	0.66
15.	Kent Graham	Jacksonville	10	81	38	1,339	694	51.8	7,801	39	33	69.0	1.18

Quarterbacks With 10 Or More Seasons — Passing Yards

No.	Player	Team	Years	Games	Starts	Att.	Comp.	Pct.	Yards	TD	Int.	Rating	TD/Int.
1.	Brett Favre	Green Bay	12	177	173	5,993	3,652	60.9	42,285	314	188	86.7	1.67
2.	Vinny Testaverde	N.Y. Jets	16	194	182	5,727	3,211	56.1	39,558	244	233	74.8	1.05
3.	Drew Bledsoe	Buffalo	10	140	139	5,128	2,919	56.9	34,016	190	153	77.1	1.24
4.	Jeff George	Seattle	12	131	124	3,967	2,298	57.9	27,602	154	113	80.4	1.36
5.	Chris Chandler	Chicago	15	133	120	3,751	2,186	58.3	26,971	165	131	80.7	1.26
6.	Rich Gannon	Oakland	15	147	122	3,913	2,367	60.5	26,945	171	98	85.3	1.74
7.	Mark Brunell	Jacksonville	10	119	114	3,561	2,142	60.2	25,309	142	86	85.1	1.65
8.	Steve Beuerlein	Denver	14	143	100	3,265	1,861	57.0	23,657	145	107	80.9	1.35
9.	Neil O'Donnell	Tennessee	13	124	99	3,202	1,847	57.7	21,458	118	67	81.6	1.76
10.	Brad Johnson	Tampa Bay	11	95	79	2,831	1,747	61.7	19,428	114	74	84.6	1.54
11.	Jeff Blake	Arizona	11	101	87	2,828	1,593	56.3	19,283	119	83	79.2	1.43
12.	Rodney Peete	Carolina	14	102	86	2,335	1,339	57.3	16,316	76	92	73.4	0.83
13.	Rick Mirer	Oakland	10	71	60	1,822	972	53.3	10,702	47	71	63.4	0.66
14.	Kent Graham	Jacksonville	10	81	38	1,339	694	51.8	7,801	39	33	69.0	1.18
15.	Ty Detmer	Detroit	11	53	25	946	546	57.7	6,351	34	35	74.7	0.97

Quarterbacks With 10 Or More Seasons — Touchdown Passes

No.	Player	Team	Years	Games	Starts	Att.	Comp.	Pct.	Yards	TD	Int.	Rating	TD/Int.
1.	Brett Favre	Green Bay	12	177	173	5,993	3,652	60.9	42,285	314	188	86.7	1.67
2.	Vinny Testaverde	N.Y. Jets	16	194	182	5,727	3,211	56.1	39,558	244	233	74.8	1.05
3.	Drew Bledsoe	Buffalo	10	140	139	5,128	2,919	56.9	34,016	190	153	77.1	1.24
4.	Rich Gannon	Oakland	15	147	122	3,913	2,367	60.5	26,945	171	98	85.3	1.74
5.	Chris Chandler	Chicago	15	133	120	3,751	2,186	58.3	26,971	165	131	80.7	1.26
6.	Jeff George	Seattle	12	131	124	3,967	2,298	57.9	27,602	154	113	80.4	1.36
7.	Steve Beuerlein	Denver	14	143	100	3,265	1,861	57.0	23,657	145	107	80.9	1.35
8.	Mark Brunell	Jacksonville	10	119	114	3,561	2,142	60.2	25,309	142	86	85.1	1.65
9.	Jeff Blake	Arizona	11	101	87	2,828	1,593	56.3	19,283	119	83	79.2	1.43
10.	Neil O'Donnell	Tennessee	13	124	99	3,202	1,847	57.7	21,458	118	67	81.6	1.76
11.	Brad Johnson	Tampa Bay	11	95	79	2,831	1,747	61.7	19,428	114	74	84.6	1.54
12.	Rodney Peete	Carolina	14	102	86	2,335	1,339	57.3	16,316	76	92	73.4	0.83
13.	Rick Mirer	Oakland	10	71	60	1,822	972	53.3	10,702	47	71	63.4	0.66
14.	Kent Graham	Jacksonville	10	81	38	1,339	694	51.8	7,801	39	33	69.0	1.18
15.	Ty Detmer	Detroit	11	53	25	946	546	57.7	6,351	34	35	74.7	0.97

(Jeff Blake continued on page 78)

Quarterbacks With 10 Or More Seasons — Interceptions

No.	Player	Team	Years	Games	Starts	Att.	Comp.	Pct.	Yards	TD	Int.	Rating	TD/Int.
1.	Vinny Testaverde	N.Y. Jets	16	194	182	5,727	3,211	56.1	39,558	244	233	74.8	1.05
2.	Brett Favre	Green Bay	12	177	173	5,993	3,652	60.9	42,285	314	188	86.7	1.67
3.	Drew Bledsoe	Buffalo	10	140	139	5,128	2,919	56.9	34,016	190	153	77.1	1.24
4.	Chris Chandler	Chicago	15	133	120	3,751	2,186	58.3	26,971	165	131	80.7	1.26
5.	Jeff George	Seattle	12	131	124	3,967	2,298	57.9	27,602	154	113	80.4	1.36
6.	Steve Beuerlein	Denver	14	143	100	3,265	1,861	57.0	23,657	145	107	80.9	1.35
7.	Rich Gannon	Oakland	15	147	122	3,913	2,367	60.5	26,945	171	98	85.3	1.74
8.	Rodney Peete	Carolina	14	102	86	2,335	1,339	57.3	16,316	76	92	73.4	0.83
9.	Mark Brunell	Jacksonville	10	119	114	3,561	2,142	60.2	25,309	142	86	85.1	1.65
10.	Jeff Blake	Arizona	11	101	87	2,828	1,593	56.3	19,283	119	83	79.2	1.43
11.	Brad Johnson	Tampa Bay	11	95	79	2,831	1,747	61.7	19,428	114	74	84.6	1.54
12.	Rick Mirer	Oakland	10	71	60	1,822	972	53.3	10,702	47	71	63.4	0.66
13.	Neil O'Donnell	Tennessee	13	124	99	3,202	1,847	57.7	21,458	118	67	81.6	1.76
14.	Ty Detmer	Detroit	11	53	25	946	546	57.7	6,351	34	35	74.7	0.97
15.	Kent Graham	Jacksonville	10	81	38	1,339	694	51.8	7,801	39	33	69.0	1.18

Quarterbacks With 10 Or More Seasons — Quarterback Rating

No.	Player	Team	Years	Games	Starts	Att.	Comp.	Pct.	Yards	TD	Int.	Rating	TD/Int.
1.	Brett Favre	Green Bay	12	177	173	5,993	3,652	60.9	42,285	314	188	86.7	1.67
2.	Rich Gannon	Oakland	15	147	122	3,913	2,367	60.5	26,945	171	98	85.3	1.74
3.	Mark Brunell	Jacksonville	10	119	114	3,561	2,142	60.2	25,309	142	86	85.1	1.65
4.	Brad Johnson	Tampa Bay	11	95	79	2,831	1,747	61.7	19,428	114	74	84.6	1.54
5.	Neil O'Donnell	Tennessee	13	124	99	3,202	1,847	57.7	21,458	118	67	81.6	1.76
6.	Steve Beuerlein	Denver	14	143	100	3,265	1,861	57.0	23,657	145	107	80.9	1.35
7.	Chris Chandler	Chicago	15	133	120	3,751	2,186	58.3	26,971	165	131	80.7	1.26
8.	Jeff George	Seattle	12	131	124	3,967	2,298	57.9	27,602	154	113	80.4	1.36
9.	Jeff Blake	Arizona	11	101	87	2,828	1,593	56.3	19,283	119	83	79.2	1.43
10.	Drew Bledsoe	Buffalo	10	140	139	5,128	2,919	56.9	34,016	190	153	77.1	1.24
11.	Vinny Testaverde	N.Y. Jets	16	194	182	5,727	3,211	56.1	39,558	244	233	74.8	1.05
12.	Ty Detmer	Detroit	11	53	25	946	546	57.7	6,351	34	35	74.7	0.97
13.	Rodney Peete	Carolina	14	102	86	2,335	1,339	57.3	16,316	76	92	73.4	0.83
14.	Kent Graham	Jacksonville	10	81	38	1,339	694	51.8	7,801	39	33	69.0	1.18
15.	Rick Mirer	Oakland	10	71	60	1,822	972	53.3	10,702	47	71	63.4	0.66

Quarterbacks With 10 Or More Seasons — TD Pass/Interception Ratio

No.	Player	Team	Years	Games	Starts	Att.	Comp.	Pct.	Yards	TD	Int.	Rating	TD/Int.
1.	Neil O'Donnell	Tennessee	13	124	99	3,202	1,847	57.7	21,458	118	67	81.6	1.76
2.	Rich Gannon	Oakland	15	147	122	3,913	2,367	60.5	26,945	171	98	85.3	1.74
3.	Brett Favre	Green Bay	12	177	173	5,993	3,652	60.9	42,285	314	188	86.7	1.67
4.	Mark Brunell	Jacksonville	10	119	114	3,561	2,142	60.2	25,309	142	86	85.1	1.65
5.	Brad Johnson	Tampa Bay	11	95	79	2,831	1,747	61.7	19,428	114	74	84.6	1.54
6.	Jeff Blake	Arizona	11	101	87	2,828	1,593	56.3	19,283	119	83	79.2	1.43
7.	Jeff George	Seattle	12	131	124	3,967	2,298	57.9	27,602	154	113	80.4	1.36
8.	Steve Beuerlein	Denver	14	143	100	3,265	1,861	57.0	23,657	145	107	80.9	1.35
9.	Chris Chandler	Chicago	15	133	120	3,751	2,186	58.3	26,971	165	131	80.7	1.26
10.	Drew Bledsoe	Buffalo	10	140	139	5,128	2,919	56.9	34,016	190	153	77.1	1.24
11.	Kent Graham	Jacksonville	10	81	38	1,339	694	51.8	7,801	39	33	69.0	1.18
12.	Vinny Testaverde	N.Y. Jets	16	194	182	5,727	3,211	56.1	39,558	244	233	74.8	1.05
13.	Ty Detmer	Detroit	11	53	25	946	546	57.7	6,351	34	35	74.7	0.97
14.	Rodney Peete	Carolina	14	102	86	2,335	1,339	57.3	16,316	76	92	73.4	0.83
15.	Rick Mirer	Oakland	10	71	60	1,822	972	53.3	10,702	47	71	63.4	0.66

Single-Season Bests (10+ Start Seasons) — Pass Attempts

Player	Team	Att.	Comp.	Pct.	Yards	TD	Int.	Rating
1. Drew Bledsoe	Buffalo	691 ('94)	400 ('94)	61.5 ('02)	4,555 ('94)	28 ('97)	13 ('00)	87.7 ('97)
2. Rich Gannon	Oakland	618 ('02)	418 ('02)	67.6 ('02)	4,689 ('02)	28 ('00)	9 ('01)	97.3 ('02)
3. Tom Brady	New England	601 ('02)	373 ('02)	63.9 ('01)	3,764 ('02)	28 ('02)	12 ('01)	86.5 ('01)
4. Brett Favre	Green Bay	595 ('99)	363 ('94)	64.1 ('92)	4,413 ('95)	39 ('96)	13 (3x)	99.5 ('95)
5. Peyton Manning	Indianapolis	591 ('02)	392 ('02)	66.3 ('02)	4,413 ('00)	33 ('00)	15 ('99, '00)	94.7 ('00)
6. Vinny Testaverde	N.Y. Jets	590 ('00)	328 ('00)	61.5 ('95, '98)	4,177 ('96)	33 ('96)	7 ('98)	101.6 ('98)
7. Jon Kitna	Cincinnati	581 ('01)	313 ('01)	62.2 ('02)	3,346 ('99)	23 ('99)	16 ('99, '02)	79.1 ('02)
8. Steve Beuerlein	Denver	571 ('99)	343 ('99)	63.0 ('98)	4,436 ('99)	36 ('99)	12 ('98)	94.6 ('99)
9. Donovan McNabb	Philadelphia	569 ('00)	330 ('00)	58.4 ('02)	3,365 ('00)	25 ('01)	6 ('02)	86.0 ('02)
10. Kerry Collins	N.Y. Giants	568 ('01)	335 ('02)	61.5 ('02)	4,073 ('02)	22 ('00)	9 ('96)	85.4 ('02)
11. Jeff Blake	Arizona	567 ('95)	326 ('95)	60.9 ('00)	3,822 ('95)	28 ('95)	7 ('97)	82.7 ('00)
12. Jeff Garcia	San Francisco	561 ('00)	355 ('00)	62.7 ('01)	4,278 ('00)	32 ('01)	10 ('00, '02)	97.6 ('00)
13. Brad Johnson	Tampa Bay	559 ('01)	340 ('01)	62.5 ('00)	4,005 ('99)	24 ('99)	6 ('02)	92.9 ('02)
14. Aaron Brooks	New Orleans	558 ('01)	312 ('01)	55.9 ('01)	3,832 ('01)	27 ('02)	15 ('02)	80.1 ('02)
15. Mark Brunell	Jacksonville	557 ('96)	353 ('96)	63.4 ('96)	4,367 ('96)	20 ('98, '00)	7 (3x)	91.2 ('97)
16. Jeff George	Seattle	557 ('95)	336 ('95)	61.5 ('94)	4,143 ('95)	29 ('97)	6 ('93)	94.2 ('99)
17. Daunte Culpepper	Minnesota	549 ('02)	333 ('02)	64.2 ('01)	3,937 ('00)	33 ('00)	13 ('01)	98.0 ('00)
18. Jake Plummer	Denver	547 ('98)	324 ('98)	59.2 ('98)	3,737 ('98)	18 ('01, '02)	14 ('01)	79.6 ('01)
19. Kurt Warner	St. Louis	546 ('01)	375 ('01)	68.7 ('01)	4,830 ('01)	41 ('99)	13 ('99)	109.2 ('99)
20. Drew Brees	San Diego	526 ('02)	320 ('02)	60.8 ('02)	3,284 ('02)	17 ('02)	16 ('02)	76.9 ('02)
21. Trent Green	Kansas City	523 ('01)	296 ('01)	61.1 ('02)	3,783 ('01)	26 ('02)	11 ('98)	92.6 ('02)
22. Doug Flutie	San Diego	521 ('01)	294 ('01)	57.1 ('98)	3,464 ('01)	20 ('98)	11 ('98)	87.4 ('98)
23. Steve McNair	Tennessee	492 ('98, '02)	301 ('02)	62.6 ('00)	3,387 ('02)	22 ('02)	8 ('99)	90.2 ('01)
24. Tony Banks	Houston	487 ('97)	252 ('97)	59.1 ('98)	3,254 ('97)	17 ('99)	8 ('99)	81.2 ('99)
25. Rick Mirer	Oakland	486 ('93)	274 ('93)	56.4 ('93)	2,833 ('93)	13 ('95)	7 ('94)	70.2 ('94)
26. Neil O'Donnell	Tennessee	486 ('93)	270 ('93)	61.8 ('98)	3,208 ('93)	17 ('95)	4 ('98)	90.2 ('98)
27. Trent Dilfer	Seattle	482 ('96)	267 ('96)	59.8 ('99)	2,859 ('96)	21 ('97, '98)	11 ('99, '00)	82.8 ('97)
28. Gus Frerotte	Minnesota	470 ('96)	270 ('96)	57.4 ('96)	3,453 ('96)	17 ('97)	11 ('96)	79.3 ('96)
29. Kordell Stewart	Chicago	458 ('98)	266 ('01)	60.2 ('01)	3,109 ('01)	21 ('97)	8 ('00)	81.7 ('01)
30. Tim Couch	Cleveland	454 ('01)	273 ('02)	61.6 ('02)	3,040 ('01)	18 ('02)	13 ('99)	76.8 ('02)
31. Brian Griese	Denver	452 ('99)	291 ('02)	66.7 ('02)	3,214 ('02)	23 ('01)	4 ('00)	102.9 ('00)
32. Jay Fiedler	Miami	450 ('01)	273 ('01)	61.3 ('02)	3,290 ('01)	20 ('01)	9 ('02)	85.2 ('02)
33. Michael Vick	Atlanta	421 ('02)	231 ('02)	54.9 ('02)	2,936 ('02)	16 ('02)	8 ('02)	81.6 ('02)
34. Chris Chandler	Chicago	413 ('92)	245 ('92)	63.2 ('95)	3,154 ('98)	25 ('98)	7 ('97)	100.9 ('98)
35. Charlie Batch	Pittsburgh	412 ('00)	221 ('00)	57.1 ('98)	2,489 ('00)	13 ('99, '00)	6 ('98)	84.1 ('99)
36. Ty Detmer	Detroit	401 ('96)	238 ('96)	59.4 ('96)	2,911 ('96)	15 ('96)	13 ('96)	80.8 ('96)
37. Chad Pennington	N.Y. Jets	399 ('02)	275 ('02)	68.9 ('02)	3,120 ('02)	22 ('02)	6 ('02)	104.2 ('02)
38. Jim Miller	Tampa Bay	395 ('01)	228 ('01)	57.7 ('01)	2,299 ('01)	13 ('01)	10 ('01)	74.9 ('01)
39. Rodney Peete	Carolina	381 ('02)	223 ('02)	62.3 ('93)	2,630 ('02)	15 ('02)	8 ('90)	80.0 ('92)
40. Tommy Maddox	Pittsburgh	377 ('02)	234 ('02)	62.1 ('02)	2,836 ('02)	20 ('02)	16 ('02)	85.2 ('02)
41. Rob Johnson	Washington	306 ('00)	175 ('00)	57.2 ('00)	2,125 ('00)	12 ('00)	7 ('00)	82.2 ('00)
42. Akili Smith	Cincinnati	267 ('00)	118 ('00)	44.2 ('00)	1,253 ('00)	3 ('00)	6 ('00)	52.8 ('00)

(Jeff Blake continued on page 80)

Single-Season Bests (10+ Start Seasons) — Pass Completions

Player	Team	Att.	Comp.	Pct.	Yards	TD	Int.	Rating
1. Rich Gannon	Oakland	618 ('02)	418 ('02)	67.6 ('02)	4,689 ('02)	28 ('00)	9 ('01)	97.3 ('02)
2. Drew Bledsoe	Buffalo	691 ('94)	400 ('94)	61.5 ('02)	4,555 ('94)	28 ('97)	13 ('00)	87.7 ('97)
3. Peyton Manning	Indianapolis	591 ('02)	392 ('02)	66.3 ('02)	4,413 ('00)	33 ('00)	15 ('99, '00)	94.7 ('00)
4. Kurt Warner	St. Louis	546 ('01)	375 ('01)	68.7 ('01)	4,830 ('01)	41 ('99)	13 ('99)	109.2 ('99)
5. Tom Brady	New England	601 ('02)	373 ('02)	63.9 ('01)	3,764 ('02)	28 ('02)	12 ('01)	86.5 ('01)
6. Brett Favre	Green Bay	595 ('99)	363 ('94)	64.1 ('92)	4,413 ('95)	39 ('96)	13 (3x)	99.5 ('95)
7. Jeff Garcia	San Francisco	561 ('00)	355 ('00)	62.7 ('01)	4,278 ('00)	32 ('01)	10 (00,02)	97.6 ('00)
8. Mark Brunell	Jacksonville	557 ('96)	353 ('96)	63.4 ('96)	4,367 ('96)	20 ('98, '00)	7 (3x)	91.2 ('97)
9. Steve Beuerlein	Denver	571 ('99)	343 ('99)	63.0 ('98)	4,436 ('99)	36 ('99)	12 ('98)	94.6 ('99)
10. Brad Johnson	Tampa Bay	559 ('01)	340 ('01)	62.5 ('00)	4,005 ('99)	24 ('99)	6 ('02)	92.9 ('02)
11. Jeff George	Seattle	557 ('95)	336 ('95)	61.5 ('94)	4,143 ('95)	29 ('97)	6 ('93)	94.2 ('99)
12. Kerry Collins	N.Y. Giants	568 ('01)	335 ('02)	61.5 ('02)	4,073 ('02)	22 ('00)	9 ('96)	85.4 ('02)
13. Daunte Culpepper	Minnesota	549 ('02)	333 ('02)	64.2 ('01)	3,937 ('00)	33 ('00)	13 ('01)	98.0 ('00)
14. Donovan McNabb	Philadelphia	569 ('00)	330 ('00)	58.4 ('02)	3,365 ('00)	25 ('01)	6 ('02)	86.0 ('02)
15. Vinny Testaverde	N.Y. Jets	590 ('00)	328 ('00)	61.5 ('95, '98)	4,177 ('96)	33 ('96)	7 ('98)	101.6 ('98)
16. Jeff Blake	Arizona	567 ('95)	326 ('95)	60.9 ('00)	3,822 ('95)	28 ('95)	7 ('97)	82.7 ('00)
17. Jake Plummer	Denver	547 ('98)	324 ('98)	59.2 ('98)	3,737 ('98)	18 ('01, '02)	14 ('01)	79.6 ('01)
18. Drew Brees	San Diego	526 ('02)	320 ('02)	60.8 ('02)	3,284 ('02)	17 ('02)	16 ('02)	76.9 ('02)
19. Jon Kitna	Cincinnati	581 ('01)	313 ('01)	62.2 ('02)	3,346 ('99)	23 ('99)	16 (99,02)	79.1 ('02)
20. Aaron Brooks	New Orleans	558 ('01)	312 ('01)	55.9 ('01)	3,832 ('01)	27 ('02)	15 ('02)	80.1 ('02)
21. Steve McNair	Tennessee	492 ('98, '02)	301 ('02)	62.6 ('00)	3,387 ('02)	22 ('02)	8 ('99)	90.2 ('01)
22. Trent Green	Kansas City	523 ('01)	296 ('01)	61.1 ('02)	3,783 ('01)	26 ('02)	11 ('98)	92.6 ('02)
23. Doug Flutie	San Diego	521 ('01)	294 ('01)	57.1 ('98)	3,464 ('01)	20 ('98)	11 ('98)	87.4 ('98)
24. Brian Griese	Denver	452 ('99)	291 ('02)	66.7 ('02)	3,214 ('02)	23 ('01)	4 ('00)	102.9 ('00)
25. Chad Pennington	N.Y. Jets	399 ('02)	275 ('02)	68.9 ('02)	3,120 ('02)	22 ('02)	6 ('02)	104.2 ('02)
26. Rick Mirer	Oakland	486 ('93)	274 ('93)	56.4 ('93)	2,833 ('93)	13 ('95)	7 ('94)	70.2 ('94)
27. Tim Couch	Cleveland	454 ('01)	273 ('02)	61.6 ('02)	3,040 ('01)	18 ('02)	13 ('99)	76.8 ('02)
28. Jay Fiedler	Miami	450 ('01)	273 ('01)	61.3 ('02)	3,290 ('01)	20 ('01)	9 ('02)	85.2 ('02)
29. Gus Frerotte	Minnesota	470 ('96)	270 ('96)	57.4 ('96)	3,453 ('96)	17 ('97)	11 ('96)	79.3 ('96)
30. Neil O'Donnell	Tennessee	486 ('93)	270 ('93)	61.8 ('98)	3,208 ('93)	17 ('95)	4 ('98)	90.2 ('98)
31. Trent Diller	Seattle	482 ('96)	267 ('96)	59.8 ('99)	2,859 ('96)	21 ('97, '98)	11 (99,00)	82.8 ('97)
32. Kordell Stewart	Chicago	458 ('98)	266 ('01)	60.2 ('01)	3,109 ('01)	21 ('97)	8 ('00)	81.7 ('01)
33. Tony Banks	Houston	487 ('97)	252 ('97)	59.1 ('98)	3,254 ('97)	17 ('99)	8 ('99)	81.2 ('99)
34. Chris Chandler	Chicago	413 ('92)	245 ('92)	63.2 ('95)	3,154 ('98)	25 ('98)	7 ('97)	100.9 ('98)
35. Ty Detmer	Detroit	401 ('96)	238 ('96)	59.4 ('96)	2,911 ('96)	15 ('96)	13 ('96)	80.8 ('96)
36. Tommy Maddox	Pittsburgh	377 ('02)	234 ('02)	62.1 ('02)	2,836 ('02)	20 ('02)	16 ('02)	85.2 ('02)
37. Michael Vick	Atlanta	421 ('02)	231 ('02)	54.9 ('02)	2,936 ('02)	16 ('02)	8 ('02)	81.6 ('02)
38. Jim Miller	Tampa Bay	395 ('01)	228 ('01)	57.7 ('01)	2,299 ('01)	13 ('01)	10 ('01)	74.9 ('01)
39. Rodney Peete	Carolina	381 ('02)	223 ('02)	62.3 ('93)	2,630 ('02)	15 ('02)	8 ('90)	80.0 ('92)
40. Charlie Batch	Pittsburgh	412 ('00)	221 ('00)	57.1 ('98)	2,489 ('00)	13 ('99, '00)	6 ('98)	84.1 ('99)
41. Rob Johnson	Washington	306 ('00)	175 ('00)	57.2 ('00)	2,125 ('00)	12 ('00)	7 ('00)	82.2 ('00)
42. Akili Smith	Cincinnati	267 ('00)	118 ('00)	44.2 ('00)	1,253 ('00)	3 ('00)	6 ('00)	52.8 ('00)

Single-Season Bests (10+ Start Seasons) — Completion Percentage

Player	Team	Att.	Comp.	Pct.	Yards	TD	Int.	Rating
1. Chad Pennington	N.Y. Jets	399 ('02)	275 ('02)	68.9 ('02)	3,120 ('02)	22 ('02)	6 ('02)	104.2 ('02)
2. Kurt Warner	St. Louis	546 ('01)	375 ('01)	68.7 ('01)	4,830 ('01)	41 ('99)	13 ('99)	109.2 ('99)
3. Rich Gannon	Oakland	618 ('02)	418 ('02)	67.6 ('02)	4,689 ('02)	28 ('00)	9 ('01)	97.3 ('02)
4. Brian Griese	Denver	452 ('99)	291 ('02)	66.7 ('02)	3,214 ('02)	23 ('01)	4 ('00)	102.9 ('00)
5. Peyton Manning	Indianapolis	591 ('02)	392 ('02)	66.3 ('02)	4,413 ('00)	33 ('00)	15 ('99, '00)	94.7 ('00)
6. Daunte Culpepper	Minnesota	549 ('02)	333 ('02)	64.2 ('01)	3,937 ('00)	33 ('00)	13 ('01)	98.0 ('00)
7. Brett Favre	Green Bay	595 ('99)	363 ('94)	64.1 ('92)	4,413 ('95)	39 ('96)	13 (3x)	99.5 ('95)
8. Tom Brady	New England	601 ('02)	373 ('02)	63.9 ('01)	3,764 ('02)	28 ('02)	12 ('01)	86.5 ('01)
9. Mark Brunell	Jacksonville	557 ('96)	353 ('96)	63.4 ('96)	4,367 ('96)	20 ('98, '00)	7 (3x)	91.2 ('97)
10. Chris Chandler	Chicago	413 ('92)	245 ('92)	63.2 ('95)	3,154 ('98)	25 ('98)	7 ('97)	100.9 ('98)
11. Steve Beuerlein	Denver	571 ('99)	343 ('99)	63.0 ('98)	4,436 ('99)	36 ('99)	12 ('98)	94.6 ('99)
12. Jeff Garcia	San Francisco	561 ('00)	355 ('00)	62.7 ('01)	4,278 ('00)	32 ('01)	10 ('00, '02)	97.6 ('00)
13. Steve McNair	Tennessee	492 ('98, '02)	301 ('02)	62.6 ('00)	3,387 ('02)	22 ('02)	8 ('99)	90.2 ('01)
14. Brad Johnson	Tampa Bay	559 ('01)	340 ('01)	62.5 ('00)	4,005 ('99)	24 ('99)	6 ('02)	92.9 ('02)
15. Rodney Peete	Carolina	381 ('02)	223 ('02)	62.3 ('93)	2,630 ('02)	15 ('02)	8 ('90)	80.0 ('92)
16. Jon Kitna	Cincinnati	581 ('01)	313 ('01)	62.2 ('02)	3,346 ('99)	23 ('99)	16 ('99, '02)	79.1 ('02)
17. Tommy Maddox	Pittsburgh	377 ('02)	234 ('02)	62.1 ('02)	2,836 ('02)	20 ('02)	16 ('02)	85.2 ('02)
18. Neil O'Donnell	Tennessee	486 ('93)	270 ('93)	61.8 ('98)	3,208 ('93)	17 ('95)	4 ('98)	90.2 ('98)
19. Tim Couch	Cleveland	454 ('01)	273 ('02)	61.6 ('02)	3,040 ('01)	18 ('02)	13 ('99)	76.8 ('02)
20. Vinny Testaverde	N.Y. Jets	590 ('00)	328 ('00)	61.5 ('95, '98)	4,177 ('96)	33 ('96)	7 ('98)	101.6 ('98)
21. Jeff George	Seattle	557 ('95)	336 ('95)	61.5 ('94)	4,143 ('95)	29 ('97)	6 ('93)	94.2 ('99)
22. Drew Bledsoe	Buffalo	691 ('94)	400 ('94)	61.5 ('02)	4,555 ('94)	28 ('97)	13 ('00)	87.7 ('97)
23. Kerry Collins	N.Y. Giants	568 ('01)	335 ('02)	61.5 ('02)	4,073 ('02)	22 ('00)	9 ('96)	85.4 ('02)
24. Jay Fiedler	Miami	450 ('01)	273 ('01)	61.3 ('02)	3,290 ('01)	20 ('01)	9 ('02)	85.2 ('02)
25. Trent Green	Kansas City	523 ('01)	296 ('01)	61.1 ('02)	3,783 ('01)	26 ('02)	11 ('98)	92.6 ('02)
26. Jeff Blake	Arizona	567 ('95)	326 ('95)	60.9 ('00)	3,822 ('95)	28 ('95)	7 ('97)	82.7 ('00)
27. Drew Brees	San Diego	526 ('02)	320 ('02)	60.8 ('02)	3,284 ('02)	17 ('02)	16 ('02)	76.9 ('02)
28. Kordell Stewart	Chicago	458 ('98)	266 ('01)	60.2 ('01)	3,109 ('01)	21 ('97)	8 ('00)	81.7 ('01)
29. Trent Diller	Seattle	482 ('96)	267 ('96)	59.8 ('99)	2,859 ('96)	21 ('97, '98)	11 ('99, '00)	82.8 ('97)
30. Ty Detmer	Detroit	401 ('96)	238 ('96)	59.4 ('96)	2,911 ('96)	15 ('96)	13 ('96)	80.8 ('96)
31. Jake Plummer	Denver	547 ('98)	324 ('98)	59.2 ('98)	3,737 ('98)	18 ('01, '02)	14 ('01)	79.6 ('01)
32. Tony Banks	Houston	487 ('97)	252 ('97)	59.1 ('98)	3,254 ('97)	17 ('99)	8 ('99)	81.2 ('99)
33. Donovan McNabb	Philadelphia	569 ('00)	330 ('00)	58.4 ('02)	3,365 ('00)	25 ('01)	6 ('02)	86.0 ('02)
34. Jim Miller	Tampa Bay	395 ('01)	228 ('01)	57.7 ('01)	2,299 ('01)	13 ('01)	10 ('01)	74.9 ('01)
35. Gus Frolotte	Minnesota	470 ('96)	270 ('96)	57.4 ('96)	3,453 ('96)	17 ('97)	11 ('96)	79.3 ('96)
36. Rob Johnson	Washington	306 ('00)	175 ('00)	57.2 ('00)	2,125 ('00)	12 ('00)	7 ('00)	82.2 ('00)
37. Doug Flutie	San Diego	521 ('01)	294 ('01)	57.1 ('98)	3,464 ('01)	20 ('98)	11 ('98)	87.4 ('98)
38. Charlie Batch	Pittsburgh	412 ('00)	221 ('00)	57.1 ('98)	2,489 ('00)	13 ('99, '00)	6 ('98)	84.1 ('99)
39. Rick Mirer	Oakland	486 ('93)	274 ('93)	56.4 ('93)	2,833 ('93)	13 ('95)	7 ('94)	70.2 ('94)
40. Aaron Brooks	New Orleans	558 ('01)	312 ('01)	55.9 ('01)	3,832 ('01)	27 ('02)	15 ('02)	80.1 ('02)
41. Michael Vick	Atlanta	421 ('02)	231 ('02)	54.9 ('02)	2,936 ('02)	16 ('02)	8 ('02)	81.6 ('02)
42. Akili Smith	Cincinnati	267 ('00)	118 ('00)	44.2 ('00)	1,253 ('00)	3 ('00)	6 ('00)	52.8 ('00)

(Jeff Blake continued on page 82)

Single-Season Bests (10+ Start Seasons) — Passing Yards

Player	Team	Att.	Comp.	Pct.	Yards	TD	Int.	Rating
1. Kurt Warner	St. Louis	546 ('01)	375 ('01)	68.7 ('01)	4,830 ('01)	41 ('99)	13 ('99)	109.2 ('99)
2. Rich Gannon	Oakland	618 ('02)	418 ('02)	67.6 ('02)	4,689 ('02)	28 ('00)	9 ('01)	97.3 ('02)
3. Drew Bledsoe	Buffalo	691 ('94)	400 ('94)	61.5 ('02)	4,555 ('94)	28 ('97)	13 ('00)	87.7 ('97)
4. Steve Buehler	Denver	571 ('99)	343 ('99)	63.0 ('98)	4,436 ('99)	36 ('99)	12 ('98)	94.6 ('99)
5. Brett Favre	Green Bay	595 ('99)	363 ('94)	64.1 ('92)	4,413 ('95)	39 ('96)	13 (3x)	99.5 ('95)
6. Peyton Manning	Indianapolis	591 ('02)	392 ('02)	66.3 ('02)	4,413 ('00)	33 ('00)	15 ('99, '00)	94.7 ('00)
7. Mark Brunell	Jacksonville	557 ('96)	353 ('96)	63.4 ('96)	4,367 ('96)	20 ('98, '00)	7 (3x)	91.2 ('97)
8. Jeff Garcia	San Francisco	561 ('00)	355 ('00)	62.7 ('01)	4,278 ('00)	32 ('01)	10 ('00, '02)	97.6 ('00)
9. Vinny Testaverde	N.Y. Jets	590 ('00)	328 ('00)	61.5 ('95, '98)	4,177 ('96)	33 ('96)	7 ('98)	101.6 ('98)
10. Jeff George	Seattle	557 ('95)	336 ('95)	61.5 ('94)	4,143 ('95)	29 ('97)	6 ('93)	94.2 ('99)
11. Kerry Collins	N.Y. Giants	568 ('01)	335 ('02)	61.5 ('02)	4,073 ('02)	22 ('00)	9 ('96)	85.4 ('02)
12. Brad Johnson	Tampa Bay	559 ('01)	340 ('01)	62.5 ('00)	4,005 ('99)	24 ('99)	6 ('02)	92.9 ('02)
13. Daunte Culpepper	Minnesota	549 ('02)	333 ('02)	64.2 ('01)	3,937 ('00)	33 ('00)	13 ('01)	98.0 ('00)
14. Aaron Brooks	New Orleans	558 ('01)	312 ('01)	55.9 ('01)	3,832 ('01)	27 ('02)	15 ('02)	80.1 ('02)
15. Jeff Blake	Arizona	567 ('95)	326 ('95)	60.9 ('00)	3,822 ('95)	28 ('95)	7 ('97)	82.7 ('00)
16. Trent Green	Kansas City	523 ('01)	296 ('01)	61.1 ('02)	3,783 ('01)	26 ('02)	11 ('98)	92.6 ('02)
17. Tom Brady	New England	601 ('02)	373 ('02)	63.9 ('01)	3,764 ('02)	28 ('02)	12 ('01)	86.5 ('01)
18. Jake Plummer	Denver	547 ('98)	324 ('98)	59.2 ('98)	3,737 ('98)	18 ('01, '02)	14 ('01)	79.6 ('01)
19. Doug Flutie	San Diego	521 ('01)	294 ('01)	57.1 ('98)	3,464 ('01)	20 ('98)	11 ('98)	87.4 ('98)
20. Gus Frerotte	Minnesota	470 ('96)	270 ('96)	57.4 ('96)	3,453 ('96)	17 ('97)	11 ('96)	79.3 ('96)
21. Steve McNair	Tennessee	492 ('98, '02)	301 ('02)	62.6 ('00)	3,387 ('02)	22 ('02)	8 ('99)	90.2 ('01)
22. Donovan McNabb	Philadelphia	569 ('00)	330 ('00)	58.4 ('02)	3,365 ('00)	25 ('01)	6 ('02)	86.0 ('02)
23. Jon Kitna	Cincinnati	581 ('01)	313 ('01)	62.2 ('02)	3,346 ('99)	23 ('99)	16 ('99, '02)	79.1 ('02)
24. Jay Fiedler	Miami	450 ('01)	273 ('01)	61.3 ('02)	3,290 ('01)	20 ('01)	9 ('02)	85.2 ('02)
25. Drew Brees	San Diego	526 ('02)	320 ('02)	60.8 ('02)	3,284 ('02)	17 ('02)	16 ('02)	76.9 ('02)
26. Tony Banks	Houston	487 ('97)	252 ('97)	59.1 ('98)	3,254 ('97)	17 ('99)	8 ('99)	81.2 ('99)
27. Brian Griese	Denver	452 ('99)	291 ('02)	66.7 ('02)	3,214 ('02)	23 ('01)	4 ('00)	102.9 ('00)
28. Neil O'Donnell	Tennessee	486 ('93)	270 ('93)	61.8 ('98)	3,208 ('93)	17 ('95)	4 ('98)	90.2 ('98)
29. Chris Chandler	Chicago	413 ('92)	245 ('92)	63.2 ('95)	3,154 ('98)	25 ('98)	7 ('97)	100.9 ('98)
30. Chad Pennington	N.Y. Jets	399 ('02)	275 ('02)	68.9 ('02)	3,120 ('02)	22 ('02)	6 ('02)	104.2 ('02)
31. Kordell Stewart	Chicago	458 ('98)	266 ('01)	60.2 ('01)	3,109 ('01)	21 ('97)	8 ('00)	81.7 ('01)
32. Tim Couch	Cleveland	454 ('01)	273 ('02)	61.6 ('02)	3,040 ('01)	18 ('02)	13 ('99)	76.8 ('02)
33. Michael Vick	Atlanta	421 ('02)	231 ('02)	54.9 ('02)	2,936 ('02)	16 ('02)	8 ('02)	81.6 ('02)
34. Ty Detmer	Detroit	401 ('96)	238 ('96)	59.4 ('96)	2,911 ('96)	15 ('96)	13 ('96)	80.8 ('96)
35. Trent Diller	Seattle	482 ('96)	267 ('96)	59.8 ('99)	2,859 ('96)	21 ('97, '98)	11 ('99, '00)	82.8 ('97)
36. Tommy Maddox	Pittsburgh	377 ('02)	234 ('02)	62.1 ('02)	2,836 ('02)	20 ('02)	16 ('02)	85.2 ('02)
37. Rick Mirer	Oakland	486 ('93)	274 ('93)	56.4 ('93)	2,833 ('93)	13 ('95)	7 ('94)	70.2 ('94)
38. Rodney Peete	Carolina	381 ('02)	223 ('02)	62.3 ('93)	2,630 ('02)	15 ('02)	8 ('90)	80.0 ('92)
39. Charlie Batch	Pittsburgh	412 ('00)	221 ('00)	57.1 ('98)	2,489 ('00)	13 ('99, '00)	6 ('98)	84.1 ('99)
40. Jim Miller	Tampa Bay	395 ('01)	228 ('01)	57.7 ('01)	2,299 ('01)	13 ('01)	10 ('01)	74.9 ('01)
41. Rob Johnson	Washington	306 ('00)	175 ('00)	57.2 ('00)	2,125 ('00)	12 ('00)	7 ('00)	82.2 ('00)
42. Akili Smith	Cincinnati	267 ('00)	118 ('00)	44.2 ('00)	1,253 ('00)	3 ('00)	6 ('00)	52.8 ('00)

Single-Season Bests (10+ Start Seasons) — Touchdown Passes

Player	Team	Att.	Comp.	Pct.	Yards	TD	Int.	Rating
1. Kurt Warner	St. Louis	546 ('01)	375 ('01)	68.7 ('01)	4,830 ('01)	41 ('99)	13 ('99)	109.2 ('99)
2. Brett Favre	Green Bay	595 ('99)	363 ('94)	64.1 ('92)	4,413 ('95)	39 ('96)	13 (3x)	99.5 ('95)
3. Steve Beuerlein	Denver	571 ('99)	343 ('99)	63.0 ('98)	4,436 ('99)	36 ('99)	12 ('98)	94.6 ('99)
4. Vinny Testaverde	N.Y. Jets	590 ('00)	328 ('00)	61.5 ('95, '98)	4,177 ('96)	33 ('96)	7 ('98)	101.6 ('98)
5. Peyton Manning	Indianapolis	591 ('02)	392 ('02)	66.3 ('02)	4,413 ('00)	33 ('00)	15 ('99, '00)	94.7 ('00)
6. Daunte Culpepper	Minnesota	549 ('02)	333 ('02)	64.2 ('01)	3,937 ('00)	33 ('00)	13 ('01)	98.0 ('00)
7. Jeff Garcia	San Francisco	561 ('00)	355 ('00)	62.7 ('01)	4,278 ('00)	32 ('01)	10 ('00, '02)	97.6 ('00)
8. Jeff George	Seattle	557 ('95)	336 ('95)	61.5 ('94)	4,143 ('95)	29 ('97)	6 ('93)	94.2 ('99)
9. Drew Bledsoe	Buffalo	691 ('94)	400 ('94)	61.5 ('02)	4,555 ('94)	28 ('97)	13 ('00)	87.7 ('97)
10. Jeff Blake	Arizona	567 ('95)	326 ('95)	60.9 ('00)	3,822 ('95)	28 ('95)	7 ('97)	82.7 ('00)
11. Tom Brady	New England	601 ('02)	373 ('02)	63.9 ('01)	3,764 ('02)	28 ('02)	12 ('01)	86.5 ('01)
12. Rich Gannon	Oakland	618 ('02)	418 ('02)	67.6 ('02)	4,689 ('02)	28 ('00)	9 ('01)	97.3 ('02)
13. Aaron Brooks	New Orleans	558 ('01)	312 ('01)	55.9 ('01)	3,832 ('01)	27 ('02)	15 ('02)	80.1 ('02)
14. Trent Green	Kansas City	523 ('01)	296 ('01)	61.1 ('02)	3,783 ('01)	26 ('02)	11 ('98)	92.6 ('02)
15. Chris Chandler	Chicago	413 ('92)	245 ('92)	63.2 ('95)	3,154 ('98)	25 ('98)	7 ('97)	100.9 ('98)
16. Donovan McNabb	Philadelphia	569 ('00)	330 ('00)	58.4 ('02)	3,365 ('00)	25 ('01)	6 ('02)	86.0 ('02)
17. Brad Johnson	Tampa Bay	559 ('01)	340 ('01)	62.5 ('00)	4,005 ('99)	24 ('99)	6 ('02)	92.9 ('02)
18. Jon Kitna	Cincinnati	581 ('01)	313 ('01)	62.2 ('02)	3,346 ('99)	23 ('99)	16 ('99, '02)	79.1 ('02)
19. Brian Griese	Denver	452 ('99)	291 ('02)	66.7 ('02)	3,214 ('02)	23 ('01)	4 ('00)	102.9 ('00)
20. Steve McNair	Tennessee	492 ('98, '02)	301 ('02)	62.6 ('00)	3,387 ('02)	22 ('02)	8 ('99)	90.2 ('01)
21. Chad Pennington	N.Y. Jets	399 ('02)	275 ('02)	68.9 ('02)	3,120 ('02)	22 ('02)	6 ('02)	104.2 ('02)
22. Kerry Collins	N.Y. Giants	588 ('01)	335 ('02)	61.5 ('02)	4,073 ('02)	22 ('00)	9 ('96)	85.4 ('02)
23. Trent Diller	Seattle	482 ('96)	267 ('96)	59.8 ('99)	2,859 ('96)	21 ('97, '98)	11 ('99, '00)	82.8 ('97)
24. Kordell Stewart	Chicago	458 ('98)	266 ('01)	60.2 ('01)	3,109 ('01)	21 ('97)	8 ('00)	81.7 ('01)
25. Mark Brunell	Jacksonville	557 ('96)	353 ('96)	63.4 ('96)	4,367 ('96)	20 ('98, '00)	7 (3x)	91.2 ('97)
26. Doug Flutie	San Diego	521 ('01)	294 ('01)	57.1 ('98)	3,464 ('01)	20 ('98)	11 ('98)	87.4 ('98)
27. Tommy Maddox	Pittsburgh	377 ('02)	234 ('02)	62.1 ('02)	2,836 ('02)	20 ('02)	16 ('02)	85.2 ('02)
28. Jay Fiedler	Miami	450 ('01)	273 ('01)	61.3 ('02)	3,290 ('01)	20 ('01)	9 ('02)	85.2 ('02)
29. Tim Couch	Cleveland	454 ('01)	273 ('02)	61.6 ('02)	3,040 ('01)	18 ('02)	13 ('99)	76.8 ('02)
30. Jake Plummer	Denver	547 ('98)	324 ('98)	59.2 ('98)	3,737 ('98)	18 ('01, '02)	14 ('01)	79.6 ('01)
31. Tony Banks	Houston	487 ('97)	252 ('97)	59.1 ('98)	3,254 ('97)	17 ('99)	8 ('99)	81.2 ('99)
32. Gus Frerotte	Minnesota	470 ('96)	270 ('96)	57.4 ('96)	3,453 ('96)	17 ('97)	11 ('96)	79.3 ('96)
33. Neil O'Donnell	Tennessee	486 ('93)	270 ('93)	61.8 ('98)	3,208 ('93)	17 ('95)	4 ('98)	90.2 ('98)
34. Drew Brees	San Diego	526 ('02)	320 ('02)	60.8 ('02)	3,284 ('02)	17 ('02)	16 ('02)	76.9 ('02)
35. Michael Vick	Atlanta	421 ('02)	231 ('02)	54.9 ('02)	2,936 ('02)	16 ('02)	8 ('02)	81.6 ('02)
36. Ty Detmer	Detroit	401 ('96)	238 ('96)	59.4 ('96)	2,911 ('96)	15 ('96)	13 ('96)	80.8 ('96)
37. Rodney Peete	Carolina	381 ('02)	223 ('02)	62.3 ('93)	2,630 ('02)	15 ('02)	8 ('90)	80.0 ('92)
38. Charlie Batch	Pittsburgh	412 ('00)	221 ('00)	57.1 ('98)	2,489 ('00)	13 ('99, '00)	6 ('98)	84.1 ('99)
39. Rick Mirer	Oakland	486 ('93)	274 ('93)	56.4 ('93)	2,833 ('93)	13 ('95)	7 ('94)	70.2 ('94)
40. Jim Miller	Tampa Bay	395 ('01)	228 ('01)	57.7 ('01)	2,299 ('01)	13 ('01)	10 ('01)	74.9 ('01)
41. Rob Johnson	Washington	306 ('00)	175 ('00)	57.2 ('00)	2,125 ('00)	12 ('00)	7 ('00)	82.2 ('00)
42. Akili Smith	Cincinnati	267 ('00)	118 ('00)	44.2 ('00)	1,253 ('00)	3 ('00)	6 ('00)	52.8 ('00)

(Jeff Blake continued on page 84)

Single-Season Bests (10+ Start Seasons) — Interceptions

Player	Team	Att.	Comp.	Pct.	Yards	TD	Int.	Rating
1. Brian Griese	Denver	452 ('99)	291 ('02)	66.7 ('02)	3,214 ('02)	23 ('01)	4 ('00)	102.9 ('00)
2. Neil O'Donnell	Tennessee	486 ('93)	270 ('93)	61.8 ('98)	3,208 ('93)	17 ('95)	4 ('96)	90.2 ('98)
3. Akili Smith	Cincinnati	267 ('00)	118 ('00)	44.2 ('00)	1,253 ('00)	3 ('00)	6 ('00)	52.8 ('00)
4. Chad Pennington	N.Y. Jets	399 ('02)	275 ('02)	68.9 ('02)	3,120 ('02)	22 ('02)	6 ('02)	104.2 ('02)
5. Donovan McNabb	Philadelphia	569 ('00)	330 ('00)	58.4 ('02)	3,365 ('00)	25 ('01)	6 ('02)	86.0 ('02)
6. Brad Johnson	Tampa Bay	559 ('01)	340 ('01)	62.5 ('00)	4,005 ('99)	24 ('99)	6 ('02)	92.9 ('02)
7. Jeff George	Seattle	557 ('95)	336 ('95)	61.5 ('94)	4,143 ('95)	29 ('97)	6 ('93)	94.2 ('99)
8. Charlie Batch	Pittsburgh	412 ('00)	221 ('00)	57.1 ('98)	2,489 ('00)	13 (99,00)	6 ('98)	84.1 ('99)
9. Rob Johnson	Washington	306 ('00)	175 ('00)	57.2 ('00)	2,125 ('00)	12 ('00)	7 ('00)	82.2 ('00)
10. Mark Brunell	Jacksonville	557 ('96)	353 ('96)	63.4 ('96)	4,367 ('96)	20 (98,00)	7 (3x)	91.2 ('97)
11. Rick Mirer	Oakland	486 ('93)	274 ('93)	56.4 ('93)	2,833 ('93)	13 ('95)	7 ('94)	70.2 ('94)
12. Chris Chandler	Chicago	413 ('92)	245 ('92)	63.2 ('95)	3,154 ('98)	25 ('98)	7 ('97)	100.9 ('98)
13. Jeff Blake	Arizona	567 ('95)	326 ('95)	60.9 ('00)	3,822 ('95)	28 ('95)	7 ('97)	82.7 ('00)
14. Vinny Testaverde	N.Y. Jets	590 ('00)	328 ('00)	61.5 (95,98)	4,177 ('96)	33 ('96)	7 ('98)	101.6 ('98)
15. Kordell Stewart	Chicago	458 ('98)	266 ('01)	60.2 ('01)	3,109 ('01)	21 ('97)	8 ('00)	81.7 ('01)
16. Michael Vick	Atlanta	421 ('02)	231 ('02)	54.9 ('02)	2,936 ('02)	16 ('02)	8 ('02)	81.6 ('02)
17. Rodney Peete	Carolina	381 ('02)	223 ('02)	62.3 ('93)	2,630 ('02)	15 ('02)	8 ('90)	80.0 ('92)
18. Tony Banks	Houston	487 ('97)	252 ('97)	59.1 ('98)	3,254 ('97)	17 ('99)	8 ('99)	81.2 ('99)
19. Steve McNair	Tennessee	492 ('98, '02)	301 ('02)	62.6 ('00)	3,387 ('02)	22 ('02)	8 ('99)	90.2 ('01)
20. Rich Gannon	Oakland	618 ('02)	418 ('02)	67.6 ('02)	4,689 ('02)	28 ('00)	9 ('01)	97.3 ('02)
21. Jay Fiedler	Miami	450 ('01)	273 ('01)	61.3 ('02)	3,290 ('01)	20 ('01)	9 ('02)	85.2 ('02)
22. Kerry Collins	N.Y. Giants	568 ('01)	335 ('02)	61.5 ('02)	4,073 ('02)	22 ('00)	9 ('96)	85.4 ('02)
23. Jeff Garcia	San Francisco	561 ('00)	355 ('00)	62.7 ('01)	4,278 ('00)	32 ('01)	10 (00,02)	97.6 ('00)
24. Jim Miller	Tampa Bay	395 ('01)	228 ('01)	57.7 ('01)	2,299 ('01)	13 ('01)	10 ('01)	74.9 ('01)
25. Gus Frerotte	Minnesota	470 ('96)	270 ('96)	57.4 ('96)	3,453 ('96)	17 ('97)	11 ('96)	79.3 ('96)
26. Doug Flutie	San Diego	521 ('01)	294 ('01)	57.1 ('98)	3,464 ('01)	20 ('98)	11 ('98)	87.4 ('98)
27. Trent Green	Kansas City	523 ('01)	296 ('01)	61.1 ('02)	3,783 ('01)	26 ('02)	11 ('98)	92.6 ('02)
28. Trent Dilfer	Seattle	482 ('96)	267 ('96)	59.8 ('99)	2,859 ('96)	21 (97,98)	11 (99,00)	82.8 ('97)
29. Tom Brady	New England	601 ('02)	373 ('02)	63.9 ('01)	3,764 ('02)	28 ('02)	12 ('01)	86.5 ('01)
30. Steve Beuerlein	Denver	571 ('99)	343 ('99)	63.0 ('98)	4,436 ('99)	36 ('99)	12 ('98)	94.6 ('99)
31. Drew Bledsoe	Buffalo	691 ('94)	400 ('94)	61.5 ('02)	4,555 ('94)	28 ('97)	13 ('00)	87.7 ('97)
32. Daunte Culpepper	Minnesota	549 ('02)	333 ('02)	64.2 ('01)	3,937 ('00)	33 ('00)	13 ('01)	98.0 ('00)
33. Brett Favre	Green Bay	595 ('99)	363 ('94)	64.1 ('92)	4,413 ('95)	39 ('96)	13 (3x)	99.5 ('95)
34. Ty Detmer	Detroit	401 ('96)	238 ('96)	59.4 ('96)	2,911 ('96)	15 ('96)	13 ('96)	80.8 ('96)
35. Tim Couch	Cleveland	454 ('01)	273 ('02)	61.6 ('02)	3,040 ('01)	18 ('02)	13 ('99)	76.8 ('02)
36. Kurt Warner	St. Louis	546 ('01)	375 ('01)	68.7 ('01)	4,830 ('01)	41 ('99)	13 ('99)	109.2 ('99)
37. Jake Plummer	Denver	547 ('98)	324 ('98)	59.2 ('98)	3,737 ('98)	18 (01,02)	14 ('01)	79.6 ('01)
38. Aaron Brooks	New Orleans	558 ('01)	312 ('01)	55.9 ('01)	3,832 ('01)	27 ('02)	15 ('02)	80.1 ('02)
39. Peyton Manning	Indianapolis	591 ('02)	392 ('02)	66.3 ('02)	4,413 ('00)	33 ('00)	15 ('99, '00)	94.7 ('00)
40. Tommy Maddox	Pittsburgh	377 ('02)	234 ('02)	62.1 ('02)	2,836 ('02)	20 ('02)	16 ('02)	85.2 ('02)
41. Drew Brees	San Diego	526 ('02)	320 ('02)	60.8 ('02)	3,284 ('02)	17 ('02)	16 ('02)	76.9 ('02)
42. Jon Kitna	Cincinnati	581 ('01)	313 ('01)	62.2 ('02)	3,346 ('99)	23 ('99)	16 (99,02)	79.1 ('02)

Single-Season Bests (10+ Start Seasons) — Passer Rating

Player	Team	Att.	Comp.	Pct.	Yards	TD	Int.	Rating
1. Kurt Warner	St. Louis	546 ('01)	375 ('01)	68.7 ('01)	4,830 ('01)	41 ('99)	13 ('99)	109.2 ('99)
1. Chad Pennington	N.Y. Jets	399 ('02)	275 ('02)	68.9 ('02)	3,120 ('02)	22 ('02)	6 ('02)	104.2 ('02)
3. Brian Griese	Denver	452 ('99)	291 ('02)	66.7 ('02)	3,214 ('02)	23 ('01)	4 ('00)	102.9 ('00)
4. Vinny Testaverde	N.Y. Jets	590 ('00)	328 ('00)	61.5 ('95,98)	4,177 ('96)	33 ('96)	7 ('98)	101.6 ('98)
5. Chris Chandler	Chicago	413 ('92)	245 ('92)	63.2 ('95)	3,154 ('98)	25 ('98)	7 ('97)	100.9 ('98)
6. Brett Favre	Green Bay	595 ('99)	363 ('94)	64.1 ('92)	4,413 ('95)	39 ('96)	13 ('93)	99.5 ('95)
7. Daunte Culpepper	Minnesota	549 ('02)	333 ('02)	64.2 ('01)	3,937 ('00)	33 ('00)	13 ('01)	98.0 ('00)
8. Jeff Garcia	San Francisco	561 ('00)	355 ('00)	62.7 ('01)	4,278 ('00)	32 ('01)	10 ('00,02)	97.6 ('00)
9. Rich Gannon	Oakland	618 ('02)	418 ('02)	67.6 ('02)	4,689 ('02)	28 ('00)	9 ('01)	97.3 ('02)
10. Peyton Manning	Indianapolis	591 ('02)	392 ('02)	66.3 ('02)	4,413 ('00)	33 ('00)	15 ('99,00)	94.7 ('00)
11. Steve Bueherlein	Denver	571 ('99)	343 ('99)	63.0 ('98)	4,436 ('99)	36 ('99)	12 ('98)	94.6 ('99)
12. Jeff George	Seattle	557 ('95)	336 ('95)	61.5 ('94)	4,143 ('95)	29 ('97)	6 ('93)	94.2 ('99)
13. Brad Johnson	Tampa Bay	559 ('01)	340 ('01)	62.5 ('00)	4,005 ('99)	24 ('99)	6 ('02)	92.9 ('02)
14. Trent Green	Kansas City	523 ('01)	296 ('01)	61.1 ('02)	3,783 ('01)	26 ('02)	11 ('98)	92.6 ('02)
15. Mark Brunell	Jacksonville	557 ('96)	353 ('96)	63.4 ('96)	4,367 ('96)	20 ('98,00)	7 ('93)	91.2 ('97)
16. Neil O'Donnell	Tennessee	486 ('93)	270 ('93)	61.8 ('98)	3,208 ('93)	17 ('95)	4 ('98)	90.2 ('98)
17. Steve McNair	Tennessee	492 ('98,02)	301 ('02)	62.6 ('00)	3,387 ('02)	22 ('02)	8 ('99)	90.2 ('01)
18. Drew Bledsoe	Buffalo	691 ('94)	400 ('94)	61.5 ('02)	4,555 ('94)	28 ('97)	13 ('00)	87.7 ('97)
19. Doug Flutie	San Diego	521 ('01)	294 ('01)	57.1 ('98)	3,464 ('01)	20 ('98)	11 ('98)	87.4 ('98)
20. Tom Brady	New England	601 ('02)	373 ('02)	63.9 ('01)	3,764 ('02)	28 ('02)	12 ('01)	86.5 ('01)
21. Donovan McNabb	Philadelphia	569 ('00)	330 ('00)	58.4 ('02)	3,365 ('00)	25 ('01)	6 ('02)	86.0 ('02)
22. Kerry Collins	N.Y. Giants	568 ('01)	335 ('02)	61.5 ('02)	4,073 ('02)	22 ('00)	9 ('96)	85.4 ('02)
23. Jay Fiedler	Miami	450 ('01)	273 ('01)	61.3 ('02)	3,290 ('01)	20 ('01)	9 ('02)	85.2 ('02)
24. Tommy Maddox	Pittsburgh	377 ('02)	234 ('02)	62.1 ('02)	2,836 ('02)	20 ('02)	16 ('02)	85.2 ('02)
25. Charlie Batch	Pittsburgh	412 ('00)	221 ('00)	57.1 ('98)	2,489 ('00)	13 ('99,00)	6 ('98)	84.1 ('99)
26. Trent Diller	Seattle	482 ('96)	267 ('96)	59.8 ('99)	2,859 ('96)	21 ('97,98)	11 ('99,00)	82.8 ('97)
27. Jeff Blake	Arizona	567 ('95)	326 ('95)	60.9 ('00)	3,822 ('95)	28 ('95)	7 ('97)	82.7 ('00)
28. Rob Johnson	Washington	306 ('00)	175 ('00)	57.2 ('00)	2,125 ('00)	12 ('00)	7 ('00)	82.2 ('00)
29. Kordell Stewart	Chicago	458 ('98)	266 ('01)	60.2 ('01)	3,109 ('01)	21 ('97)	8 ('00)	81.7 ('01)
30. Michael Vick	Atlanta	421 ('02)	231 ('02)	54.9 ('02)	2,936 ('02)	16 ('02)	8 ('02)	81.6 ('02)
31. Tony Banks	Houston	487 ('97)	252 ('97)	59.1 ('98)	3,254 ('97)	17 ('99)	8 ('99)	81.2 ('99)
32. Ty Detmer	Detroit	401 ('96)	238 ('96)	59.4 ('96)	2,911 ('96)	15 ('96)	13 ('96)	80.8 ('96)
33. Aaron Brooks	New Orleans	558 ('01)	312 ('01)	55.9 ('01)	3,832 ('01)	27 ('02)	15 ('02)	80.1 ('02)
34. Rodney Peete	Carolina	381 ('02)	223 ('02)	62.3 ('93)	2,630 ('02)	15 ('02)	8 ('90)	80.0 ('92)
35. Jake Plummer	Denver	547 ('98)	324 ('98)	59.2 ('98)	3,737 ('98)	18 ('01,02)	14 ('01)	79.6 ('01)
36. Gus Frerotte	Minnesota	470 ('96)	270 ('96)	57.4 ('96)	3,453 ('96)	17 ('97)	11 ('96)	79.3 ('96)
37. Jon Kitna	Cincinnati	581 ('01)	313 ('01)	62.2 ('02)	3,346 ('99)	23 ('99)	16 ('99,02)	79.1 ('02)
38. Drew Brees	San Diego	526 ('02)	320 ('02)	60.8 ('02)	3,284 ('02)	17 ('02)	16 ('02)	76.9 ('02)
39. Tim Couch	Cleveland	454 ('01)	273 ('02)	61.6 ('02)	3,040 ('01)	18 ('02)	13 ('99)	76.8 ('02)
40. Jim Miller	Tampa Bay	395 ('01)	228 ('01)	57.7 ('01)	2,299 ('01)	13 ('01)	10 ('01)	74.9 ('01)
41. Rick Mirer	Oakland	486 ('93)	274 ('93)	56.4 ('93)	2,833 ('93)	13 ('95)	7 ('94)	70.2 ('94)
42. Akili Smith	Cincinnati	267 ('00)	118 ('00)	44.2 ('00)	1,253 ('00)	3 ('00)	6 ('00)	52.8 ('00)



Wendell Bryant

Defensive Tackle

6-5 303 Second Year

First Round (12th), 2002

College: Wisconsin

DOB: September 12, 1980

Hometown: St. Louis, Missouri



➤ **Pro Career:** Arizona's first-round selection (12th overall) in 2002 NFL Draft ... groomed slowly as a rookie after contract negotiations delayed his signing until Sept. 12 ... subsequently missed training camp and the season's first two games ... played in final 14 games with starts in last four contests ... on reserve list for season-opener at Washington (Sept. 8) ... following contract agreement, team was granted roster exemption for week two ... *first NFL action resulted in one assisted tackle in 11 defensive snaps vs. San Diego (Sept. 22)* ... received increased playing time as season progressed ... flashed potential at Carolina (Oct. 6) with two tackles and a hurry, including a key five-yard sack of Panther passer Rodney Peete on third-and-seven situation near midfield in fourth quarter to force punt in 16-13 Arizona win ... season-best four combined tackles from scrimmage at Kansas

City (Dec. 1) ... *first NFL start Dec. 8 vs. Detroit*, logging 2 tackles and 1 quarterback hurry in Arizona's 23-20 overtime victory ... as starter for final three games, posted 3 tackles at St. Louis (Dec. 15), 2 assists and 1 quarterback hurry vs. San Francisco (Dec. 21), and 3 assisted tackles in season finale at Denver (Dec. 29).

➤ **College/Personal:** Started 37 games for Wisconsin, recording 189 tackles (122 solos) with 24 quarterback sacks and 41 stops for loss ... consensus all-America pick as senior with 69 tackles, leading squad with eight sacks and 13 quarterback pressures, and tying for team lead with 17 stops for loss ... three-time all-Big Ten Conference pick ... prep all-America at Ritenour High School in St. Louis, Mo. ... 125 tackles (70 solos) and 16 sacks in his final two years ... consumer science major at Wisconsin ... born Sept. 12, 1980. 🍌

Wendell Bryant Career Stats

Tackles-QB Sacks

Year	Solo	Assists	Total	QB Sacks
2002	8	15	23	1
Totals	8	15	23	1

Single-Game Bests

Combined Tackles: 4 at Kansas City, Dec. 1, 2002. **Solo Tackles:** 2 at Kansas City, Dec. 1, 2002. **Quarterback Sacks:** 1 at Carolina, Oct. 6, 2002.

Games

Games (Starts)—2002: 14 (4). **Totals:** 14 (4).



Charles Burton

Linebacker

6-1 240 First Year

Free Agent, 2003

College: Syracuse

DOB: May 6, 1979

Hometown: Sugarland, Texas

49

Pro Career: Second Cardinal training camp ... originally signed as undrafted free agent following 2002 NFL Draft ... waived Aug. 31 on final roster reduction ... re-signed Jan. 29, 2003 ... allocated to NFL Europe ... defensive stalwart for 6-4 World Bowl-bound Rhein Fire ... team-best 66 total tackles plus 4 sacks, 2 pass deflections, 1 forced fumble, and 2 special-teams tackles ... three tackles in Fire's 35-16 loss to Frankfurt Galaxy in World Bowl ... in week five World Bowl preview, named league defensive player-of-the-week in Fire's 14-7 victory over Frankfurt

with three sacks and 10 team-leading tackles.

College/Personal: Logged 118 tackles (77 solos) at both safety and linebacker at Syracuse ... named first team all-district as a senior quarterback at Austin (Tex.) High School ... offensive most valuable player ... 700 yards and nine touchdowns rushing, 600 yards and four scores passing as a senior ... earned four varsity letters in track and field, one in baseball ... father, Charles, played football at Virginia State ... majored in child and family studies ... wife Nicole ... born May 6, 1979, in Richmond, Va. **L**



Steve Bush

Tight End

6-3 280 Seventh Year

Free Agent, 2001

College: Arizona State

DOB: July 4, 1974

Hometown: Paradise Valley, Arizona

87

Pro Career: Versatile performer has seen NFL duty at tight end, fullback/H-back, and long-snapper ... Phoenix-area native (Paradise Valley High School) who stayed home to play collegiate at Arizona State ... joined Cardinals as free agent for second half of 2001 season ... spent four campaigns (1997-2000) with Cincinnati Bengals ... attended training camp with St. Louis Rams in 2001 ... NFL statistics include 35 pass receptions for 263 yards in 82 games (21 starts) ... in a Card uniform, owns 27 receptions for 201 yards and a touchdown in 25 games (19 starts) ... played at A.S.U. with two former Cardinals—quarterback Jake Plummer and safety Pat Tillman.

2002 (Cardinals): Career-best 19 pass receptions for 121 yards eclipsed combined totals from first five pro seasons (16 rec., 162 yards) ...

also caught first NFL touchdown pass and was one of the club's most consistent performers with starts in 12 of 16 games and impressive play in Arizona rushing attack ... with fullbacks Joel Makovicka and Dennis McKinley nursing injured hamstrings, served in fullback/H-back role at Seattle (Sept. 15) when tailback Thomas Jones ran for career-best 173 yards and team gained 249 yards on the ground in 24-13 win in inaugural game at Seahawks Stadium ... also caught one pass for nine yards in second quarter ... started in two-tight end formation vs. N.Y. Giants (Sept. 29) without catching a pass, but his blocking was instrumental in 17-attempt, 92-yard effort by running back Marcel Shipp off the bench for the injured Jones (ankle) in 21-7 victory ... two

(Steve Bush continued on page 88)

(Steve Bush continued from page 87)

receptions for 22 yards in 9-6 overtime win vs. Dallas (Oct. 20) included 10-yarder for first down in drive to game-winning field goal ... no receptions at San Francisco (Oct. 27) but made considerable contributions to Cards' ground attack which amassed 151 yards, 4 touchdowns, and a 5.6-yard average per carry ... two catches for 12 yards at Philadelphia (Nov. 17) ... left Detroit (Dec. 8) contest with concussion ... returned to lineup the following week at St. Louis (Dec. 15) to record two receptions for 12 yards, including a one-yard scoring grab from Jake Plummer with 7:46 left to tie game, *his first pro touchdown and first score since catching scoring passes from Plummer during the 1986 Arizona State Rose Bowl* ... finished 2002 impressively with seven combined receptions in final two games—four grabs for 23 yards vs. San Francisco (Dec. 21), three for 14 yards at Denver (Dec. 29).

❖**2001 (Cardinals):** Signed as free agent Nov. 6 ... started all but two of final nine games ... finished season with eight pass receptions for 80 yards ... *first appearance as Cardinal vs. N.Y. Giants (Nov. 11)* ... started the following week vs. Detroit (Nov. 18) and caught three passes for 23 yards—all good for first downs—in 45-38 victory ... concluded season with three grabs for 30 yards in first half at Washington (Jan. 6).

❖**2000 (Bengals):** Played in all 16 games for Cincinnati and caught three passes for 39 yards in addition to handling long-snapping duties.

❖**1999 (Bengals):** Played in 13 games, primarily on special teams as long-snapper after incumbent

specialist Greg Truitt suffered season-ending knee injury during preseason ... converted third-down situation with four-yard reception in third quarter scoring drive of 18-17 win at Cleveland (Oct. 10) ... inactive for three games due to knee sprain.

❖**1998 (Bengals):** In 12 games (two starts), caught four passes for 39 yards and handled long-snapping duties for five midseason contests ... started at fullback in first two games of season—vs. Tennessee (Sept. 6) and at Detroit (Sept. 13)—in place of Brian Milne ... as lead blocker in backfield, helped running back Corey Dillon collect 168 rushing yards and 4.7-yard rushing average in those two contests ... returned to tight end spot in Week 3 ... snared season-long 18-yard pass vs. Baltimore (Nov. 22) ... developed neck soreness eventually diagnosed as cervical sprain and inactive for final four games.

❖**1997 (Bengals):** Signed as undrafted free agent April 25 ... earned roster spot on special teams for all 16 regular-season games ... ranked fifth on team with 237 plays on special teams and recorded eight tackles on kick-coverage units ... served as long-snapper in two contests.

❖**College/Personal:** Caught 65 passes for 737 yards and seven touchdowns at Arizona State ... key performer on Sun Devils' 1997 Pac-10 Conference championship team that earned the school's second Rose Bowl trip ... lettered in football, basketball, and baseball at Paradise Valley High School in suburban Phoenix ... owns bachelor's degree in accounting from Arizona State ... wife Theresa, son Jackson ... born July 4, 1974 in Paradise Valley. ❖

Steve Bush Career Stats

Receiving

Year	No.	Yards	Average	Long	TD
1997*	0	0	0.0	0	0
1998*	4	39	9.8	18	0
1999*	1	4	4.0	4	0
2000*	3	39	13.0	18	0
2001	8	80	10.0	16	0
2002	19	121	6.4	13	1
Totals	35	283	8.1	18	1
Cards	27	201	7.4	18	1

*Cincinnati

Single-Game Bests

Yards Receiving: 30 at Washington, Jan. 6, 2002. **Receptions:** 4 vs. San Francisco, Dec. 21, 2002. **Longest Reception:** 18 at Philadelphia, Dec. 24, 2000; vs. Baltimore, Nov. 22, 1998. **TDs Receiving:** 1 at St. Louis, Dec. 15, 2002.

*Cincinnati

Games

Games (Starts): 1997: 16 (0); 1998: 12 (2); 1999: 13 (0); 2000: 16 (0); 2001: 9 (7); 2002: 16 (12). **Totals:** 82 (21), Cincinnati: 57 (2), Cards: 25 (19).

*Cincinnati



Anthony Clement

Tackle

6-8 333 Sixth Year

Second Round-b (36th), 1998

College: Southwestern Louisiana

DOB: April 10, 1976

Hometown: Lafayette, Louisiana



❖**Pro Career:** At 6-8, 333 pounds, joins fellow offensive lineman Leonard Davis (6-6, 384) as two of the largest players in team history ... massive frame and large hands ... surprising quickness for his size ... along with left tackle L.J. Shelton, forms talented bookend tackle combo for Cardinals ... selected in second round (36th overall) of the 1998 NFL Draft ... streak of 45 consecutive starts at right tackle ended last year due to triceps injury.

❖**2002:** Frustrating injury-plagued campaign ... played in just one game and underwent two surgical procedures to repair a torn right triceps muscle ... first injured the muscle in third preseason game vs. Denver (Aug. 24) ... underwent first procedure Aug. 28 and began aggressive rehabilitation Sept. 23 ... declared inactive for first eight games of regular season ... in uniform vs. Seattle (Nov. 10) for first time but did not play ... first action in third series at Philadelphia (Nov. 17) when he assumed customary position at right tackle and Davis returned to right guard ... remained in lineup until midway through fourth quarter ... sustained the same tear to the same shoulder in a different location ... placed on injured reserve Nov. 22 for duration of season ... underwent a second procedure on Nov. 25.

❖**2001:** Started all 16 games to push consecutive starting streak to 45 consecutive outings ... *played all 955 offensive snaps as only Cardinal offensive lineman who didn't miss any playing time* ... key component of offensive line that allowed just 29 quarterback sacks, second fewest in team history in 16-game season (22 in 1978 by o-line that featured three Pro Bowlers—center Tom Banks, tackle Dan Dierdorf, and guard Bob Young).

❖**2000:** *Only Card offensive or defensive lineman to start all 16 games* ... along with Shelton, impressive game vs. New Orleans (Oct. 29) as Cards had success running off right and left tackle lanes against Saints' top-rated defense

❖**1999:** Hampered by large protective cast to protect broken bone in right hand suffered during preseason ... started final 13 games at right tackle (14 overall) ... *first pro start at Miami (Sept. 19)* in place of James Dexter (groin) ... special-teams duty vs. San Francisco (Sept. 27) ... locked in at right tackle for remainder of season.

❖**1998:** Showed promise and progress through training camp but suffered knee sprain during preseason ... on first day back to practice following the knee injury, aggravated a back injury that originally flared during training camp ... inactive for season-opener at Dallas (Sept. 6) ... played on special teams at Seattle (Sept. 13) ... underwent discectomy Sept. 17 to relieve herniated disc in lower back ... inactive for next eight games ... eventually placed on injured reserve Nov. 18 for duration of rookie season.

❖**College/Personal:** Durable athlete who started final 33 games at left tackle at Southwestern Louisiana (now Louisiana-Lafayette) ... all-Louisiana first-team choice by the state's sportswriters as a senior ... manned left tackle, grading a career-high 86 percent as he delivered 97 knockdowns for an offense that averaged 281.3 yards per game ... all-Independent Conference first-team pick by *Football News* as a junior ... started entire season at right tackle as a sophomore, grading 82 percent and making 70 knockdowns for an offense that averaged 434.5 yards per game ... also a track and field standout (discus) at Southwestern Louisiana ... helped the track team win its sixth consecutive Sun Belt Conference outdoor title in 1997 ... finished second in the shot put and third in the discus ... all-district 6-AAA selection, adding all-Louisiana class AAA honors as a defensive tackle for Cecilia High School (Breaux Bridge, La.) ... general studies major at Southwestern Louisiana ... wife Lahoma ... sons Langhsten and Anthony, Jr., daughter Ebony ... born April 10, 1976 in Lafayette, La. ❖

Anthony Clement Career Stats

Games

Games (Starts)—1998: 1 (0), 1999: 16 (14), 2000: 16 (16), 2001: 16 (16), 2002: 1 (0). Totals: 50 (46).

James Darling

Linebacker

6-1 247 **Seventh Year**
Unrestricted Free Agent (Jets), 2003
College: Washington State
DOB: December 29, 1974
Hometown: Kettle Falls, Washington

58

Pro Career: Six-year veteran with Philadelphia (1997-2000) and N.Y. Jets (2001-02) signed four-year contract with Arizona March 12, 2003 ... proven starter also excels as situational defender and on special teams ... in 91 NFL games (24 starts), owns career totals of 220 total tackles (122 solos), 4.5 quarterback sacks, 3 interceptions, 9 passes defended, 2 forced fumbles, and 87 special-teams tackles ... originally selected by Philadelphia in second round (57th overall) of 1997 NFL Draft ... played in 59 games (24 starts) with Eagles, 32 games with Jets.

2002 (N.Y. Jets): Played in all 16 games ... key member of Jets' special teams ... 33 solo tackles, 9 assists, 1 quarterback sack, 2 interceptions, 1 pass defended, and 16 special-teams tackles ... opened season at Buffalo (Sept. 8) with one tackle from scrimmage, impressive special-teams play with three tackles on kick-coverage units, and helped clear way for kick returner Chad Morton's two kickoff returns for touchdowns, including the 96-yard game-winner in 37-31 overtime victory ... five tackles vs. New England (Sept. 15) and intercepted Patriot passer Tom Brady in first quarter for second career pickoff ... four tackles at Miami (Sept. 22) ... five stops vs. Kansas City (Oct. 6) ... five tackles from "nickel" linebacker in 20-7 win vs. Minnesota (Oct. 20) ... five tackles vs. Cleveland (Oct. 27) included **200th career stop** in third quarter ... impressive all-round game in 44-13 win at San Diego (Nov. 3) ... intercepted Charger quarterback Drew Brees in second quarter and returned the ball 38 yards to set up field goal prior to halftime ... on special teams, added two tackles and two fumble recoveries on kickoff coverage ... three tackles and deflected pass in 13-10 win over Miami (Nov. 10) ... earned game ball in 31-13 win over Buffalo (Nov. 24) with one tackle and a hurry from scrimmage and two special-teams tackles ... three solo stops in Monday night loss at Oakland (Dec. 2) included 10-yard sack of Raider passer Rich Gannon ... four tackles in 19-13 win vs. Denver (Dec. 8) ... won second game ball of the season with three tackles and two pass deflections in 30-17 win at New England (Dec. 22) ... three tackles and picked off a Peyton Manning pass near goal line

with nine-yard return to preserve 41-0 shutout in wild card playoff win vs. Indianapolis (Jan. 4).

2001 (N.Y. Jets): Signed as unrestricted free agent March 21 ... in 16 games, posted 12 tackles and forced one fumble from scrimmage ... led Jets in special-teams "points" and finished third with 12 tackles on kick-coverage units ... two tackles from scrimmage and one special-teams stop in season-opener vs. Indianapolis (Sept. 9) ... four tackles at New England (Sept. 23) included a forced fumble by Patriot Marc Edwards at Jets' seven-yard line to thwart scoring threat in 10-3 victory ... four special-teams tackles in 21-17 comeback win vs. Miami (Oct. 14) ... three tackles vs. St. Louis (Oct. 21) ... four special-teams stops in 13-12 win at Carolina (Oct. 28) ... concluded season with two kick-coverage tackles in 24-22 win at Oakland (Jan. 6).

2000 (Philadelphia): Played in all 16 games, recording eight tackles and one-half sack from scrimmage ... 20 tackles on special teams ranked fifth on club ... teamed with linebacker Carlos Emmons in season-opener at Dallas (Sept. 3) to force Cowboy passer Troy Aikman from the game with a concussion on eight-yard sack in second quarter of 41-14 win.

1999 (Philadelphia): Started 10 of 15 contests and posted career-best 98 total tackles (36 solos), 3 pass deflections, 1 interception, and 15 special-teams tackles ... ranked fourth on team in tackles despite battling ankle injury for five games in reserve role ... started first 10 games at outside linebacker ... **first career interception with theft of Jake Plummer pass vs. Arizona (Sept. 12)** and 33-yard return to set up a field goal ... despite suffering broken bone in right hand during practice, notched 10 tackles in 13-10 win over Dallas (Oct. 10) ... **career-best 14 stops in 20-16 win at Chicago (Oct. 17)**, 11 at Miami (Oct. 24), and 13 vs. N.Y. Giants (Oct. 31) ... 11 total tackles at Carolina (Nov. 7) ... suffered ankle injury vs. Indianapolis (Nov. 21) and concluded season in reserve role.

1998 (Philadelphia): Opened at left outside linebacker for first 12 games before knee injury relegated him to reserve status for final four games ...

31 tackles (22 solos), 2 quarterback sacks, 5 pass deflections, 1 forced fumble, and 5 special-teams tackles ... logged quarterback sacks in consecutive games at Denver (Oct. 4) and in 17-12 win vs. Washington (Oct. 11) ... also deflected three Trent Green passes in the victory over Redskins ... suffered sprained medial collateral ligament in right knee vs. Dallas (Nov. 2), missing next four games ... returned to reserve duty for final four games.

❖**1997 (Philadelphia):** Rookie season featured starts in final six games ... 28 tackles (20 solos) from scrimmage and 10 stops on special teams ... first extended action from scrimmage in season opener at N.Y. Giants (Aug. 31) at middle linebacker in place of injured James Willis ... off

bench for outside linebacker Darrin Smith (ankle) vs. San Francisco (Nov. 10) ... **first NFL start at Baltimore (Nov. 16)** in 10-10 tie ... started the final five games at outside linebacker.

❖**College/Personal:** Two-year starter and all-Pac-10 Conference middle linebacker at Washington State ... excelled in athletics and the classroom at Kettle Falls (Wash.) High School ... basketball and track letterman and three-year prep starter in football as defensive back and running back ... class president, earning eight academic awards ... zoology major at Washington State ... raised by maternal grandmother, Vera Darling in Kettle Falls (pop. 1,324) ... born Dec. 29, 1974 in Denver, Colo. ... he and wife Kim reside in Veradale, Washington. ❖

James Darling Career Stats

Tackles-QB Sacks

Year	Solo	Assists	Total	QB Sacks
1997*	20	9	29	0.0
1998*	22	9	31	2.0
1999*	36	62	98	1.0
2000*	3	5	8	0.5
2001**	8	4	12	0.0
2002**	33	9	42	1.0
Totals	122	98	220	4.5

*Philadelphia **N.Y. Jets

Additional Statistics

**Two fumble recoveries on special teams, 2002.

*Philadelphia **N.Y. Jets

Games

Games (Starts)—*1997: 16 (6), *1998: 12 (8), *1999: 15 (10), *2000: 16 (0), **2001: 16 (0), **2002: 16 (0). **Totals: 91 (24).**

*Philadelphia **N.Y. Jets

Interceptions

Year	No.	Yards	Average	Long	TD
1997*	0	0	0.0	0	0
1998*	0	0	0.0	0	0
1999*	1	33	33.0	33	0
2000*	0	0	0.0	0	0
2001**	0	0	0.0	0	0
2002**	2	38	19.0	38	0
Totals	3	71	23.7	38	0

*Philadelphia **N.Y. Jets

Single-Game Bests

Combined Tackles: *14 at Chicago, Oct. 17, 1999. **Solo Tackles:** *6 four times, most recently vs. N.Y. Giants, Oct. 31, 1999.

Interceptions: **1 vs. New Orleans, Sept. 15, 2002; at San Diego, Nov. 3, 2002. **Quarterback Sacks:** 1 vs. Washington, Oct. 11, 1998; at Denver, Oct. 4, 1998.

*Philadelphia **N.Y. Jets



Leonard Davis

Guard

6-6 ❖ 384 ❖ Third Year

First Round (2nd), 2001

College: Texas

DOB: September 5, 1978

Hometown: Wortham, Texas



❖**Pro Career:** Nicknamed "Big" for obvious reasons ... selected by Cardinals in first round of 2001 NFL Draft ... second overall choice behind Virginia Tech quarterback Michael Vick (Atlanta) ... regarded by many as one of the most physically-imposing collegiate offensive linemen in recent history ... at 6-6, 384 pounds, joins Anthony Clement (6-8, 333) as the largest players ever drafted by Cardinals ... rookie season spent at

right guard, then started 15 games at right tackle last year in place of injured Clement.

❖**2002:** Preseason injury to starting right tackle Clement (torn right triceps) prompted switch to right tackle for first time in NFL career ... **first pro start at right tackle in season-opener at Washington (Sept. 8)** ... helped tailback Thomas Jones collect career-best 173 yards rushing in 24-13 win at

(Leonard Davis continued on page 92)

(Leonard David continued from page 91)

Seattle (Sept. 15), specifically when he sealed the backside on Jones' 58-yard third-quarter scoring run ... delivered thunderous tackle on 49er defensive back Ronnie Heard following his interception in fourth quarter at San Francisco (Oct. 27) after a 30-yard return ... left game vs. St. Louis (Nov. 3) in second quarter with concussion but returned in second half to finish the contest ... returned to right guard temporarily in first half at Philadelphia (Nov. 17) when Clement saw only action of season at right tackle ... moved back outside in second half ... suffered left knee sprain vs. San Francisco (Dec. 21) and did not return ... non-surgical rehab ... underwent unrelated minor arthroscopic procedure on the knee following the season on Jan. 16, 2003.

↪**2001:** Started all 16 games at right guard ... consensus all-rookie selection despite late season back spasms and a tender shoulder ... key component of offensive line that allowed just 29 quarterback sacks, second fewest in 16-game season ... the 1978 line allowed 22 sacks and featured three Pro Bowlers—center Tom Banks, tackle Dan Dierdorf, and guard Bob Young.

↪**College/Personal:** Anchored the Texas Longhorns' offensive line from left tackle as a junior and senior ... began collegiate career as a defensive tackle ... started 21 of Longhorns' final 24 games ... first team all-America honors as senior from the Walter Camp Foundation, Football Writers Association, and *The Sporting News* ... consensus all-Big 12 Conference first-team choice ... one of three finalists for the Outland Trophy, given to the

top lineman in college football ... one of those rare prep finds from a high school (Wortham) of less than 150 students in a town with a population listed at 1,020 ... older half-brother, Charles, a defensive lineman, played with Cardinal Head Coach Dave McGinnis at Texas Christian (1971–73) ... Charles began NFL career as a rookie with the Pittsburgh Steelers in 1974 where he was mentored by current Cardinal defensive line coach Joe Greene ... Charles also played for the St. Louis Cardinals (1975–79) and the USFL Houston Gamblers (1980) ... *Parade Magazine* and *USA Today* all-America first-team selection at Wortham (Tex.) High School ... class A all-Texas first-team choice on offense and defense ... also logged a pair of interceptions, returning one 82 yards for a touchdown ... lettered in track and basketball ... averaged 10 points and 10 rebounds per game while leading Wortham to the Texas class 1A hoops title ... finished fourth in the shot put and fifth in the discus at the Texas class 1A finals as a senior, third in the shot put, and fifth in the discus at the state finals as a junior ... youth and community services major at Texas ... 21 half-brothers and half-sisters ... before Leonard was born, father L.A. Davis had 11 children from a previous marriage, and mother Sammie Lee had 10 children from a previous marriage ... earned the nickname "Big" after sprouting to 6–0, 205 pounds as a fifth-grader and 6–4, 300 pounds as a seventh-grader ... has weighed at least 370 pounds since high school ... brothers Donald (1976–77) and Lynn (1975–77) also played football at Texas Christian ... born Sept. 5, 1978 in Wortham. ↵

Leonard Davis Career Stats

Games

Games (Starts)—2001: 16 (16), 2002: 15 (15). Totals: 31 (31).



Russell Davis

Defensive Tackle

6–4 ↵ 314 ↵ Fifth Year

Waivers (Bears), 2000

College: North Carolina

DOB: March 28, 1975

Hometown: Fayetteville, North Carolina



↪**Pro Career:** Claimed by Arizona via waivers from Chicago on Aug. 28, 2000 ... played in 14 games (nine starts) for Cards in 2000, then started all 16 contests the past two seasons ... in

46 games (41 starts) for Arizona, has collected 107 solo tackles, 73 assists, and 42.5 quarterback sacks ... Bears' second-round pick (48th overall) in 1999 NFL Draft ... impressive '99 season featured

numerous all-rookie accolades.

❖**2002(Cardinals):** Started all 16 games at left defensive for the second consecutive season, aligning next two three left tackles—Marcus Bell, Barron Tanner, and Wendell Bryant ... 58 tackles (36 solos), 2 quarterback sacks, 7 hurries, 1 tackle for loss, and 2 passes defended ... led defensive line with six solo tackles, eight overall, in season-opener at Washington (Sept. 8) ... four tackles, one quarterback hurry, and helped smother aborted field-goal attempt in third quarter of 24-13 win at Seattle (Sept. 15) ... three tackles vs. N.Y. Giants (Sept. 29), including one stop for loss, and batted down a pass at the line of scrimmage in 21-7 win ... shared tackle lead among defensive linemen with 11 combined tackles, added a hurry, and helped limit Lamar Smith, the NFC's leading rusher, to 49 yards on 18 carries for 2.7-yard average in 16-13 victory at Carolina (Oct. 6) ... on field for 57 of 60 plays from scrimmage vs. Dallas (Oct. 20), collecting three tackles and a sack of Cowboy passer Quincy Carter on the second play of 9-6 overtime victory ... six tackles at San Francisco (Oct. 27) ... five tackles with his second sack of the season vs. Seattle (Nov. 10) with five-yard drop of Seahawk passer Matt Hasselbeck in second quarter ... involved in strange play in third quarter vs. Detroit (Dec. 8) ... Lion running back James Stewart stumbled over a teammate on second-and-goal play at Arizona's two-yard line, fell to the ground, and spiked the ball in frustration ... however, no Cardinal defender had touched him ... only Davis and Lion passer Joey Harrington realized the whistle had not blown the play dead and the ball was live ... Davis scooped the football for a potential fumble recovery ... the original call on the field was a fumble and recovery by Davis, but replay overruled the call as an incomplete pass ... finished with one tackle and two hurries in the 23-20 overtime win ... closed season with two stops and a pair of hurries in season finale at Denver (Dec. 29).

❖**2001 (Cardinals):** Joined fellow defensive tackle Barron Tanner to start all 16 games for first time in NFL career ... career-best 72 tackles (45 solos), 2 quarterback sacks, 4 hurries, and 1 tackle for loss ... led defensive linemen in season-opener vs. Denver (Sept. 23) with six solo tackles, nine stops combined ... duplicated the production in 21-20 win at Philadelphia (Oct. 7) ... notched five stops at Chicago (Oct. 14) ... two tackles and a hurry vs. Kansas City (Oct. 21), but his pressure on Chief passer Trent Green on fourth-and-goal play at Card two-yard line resulted in a Corey Chavous interception in the end zone with five seconds left and Cards nursing eight-point lead ... four combined tackles at Dallas (Oct. 28) included a nine-yard third-quarter sack of Cowboy passer Clint Stoerner ... seven tackles, including stop for loss, vs. N.Y. Giants (Nov. 11) ... contributed to 34-31 overtime win at Oakland (Dec. 2) with 3 solo tackles, 3 assists, and 1 hurry ... two tackles at N.Y. Giants (Dec. 15) featured an eight-yard

sack to force a punt ... five tackles in 17-10 win over Dallas (Dec. 23) ... two stops in 30-7 victory at Carolina (Dec. 30) ... three tackles with a hurry in season finale at Washington (Jan. 6).

❖**2000 (Cardinals):** Acquired via waivers from Chicago on final roster cutdown to reinforce depleted defensive line ... evolved into one of the more consistent performers among Cardinal defensive linemen ... inactive for season-opener, but started nine of final 10 games at defensive tackle, registering 26 solo tackles, 24 assists, 3 hurries, 4 tackles for loss, and 1 forced fumble ... at least five tackles in five games and 32 combined stops in second half of season ... first extended action as Cardinal vs. Green Bay (Sept. 24) produced two solo tackles and three assists ... dropped running back Travis Prentice for two-yard loss vs. Cleveland (Oct. 8) ... inactive vs. Philadelphia (Oct. 15) due to bone chip in ankle ... **first start in Cardinal uniform at Dallas (Oct. 22)** resulted in pair of solo tackles and three assists ... impressive outing vs. New Orleans (Oct. 29) with 5 solo stops, 2 tackles for loss, and 2 hurries ... led defensive line with seven tackles in 16-15 win over Washington (Nov. 5) ... matched the output with seven tackles at Philadelphia (Nov. 19) ... four tackles and a forced fumble at Cincinnati (Dec. 3) ... inactive with ankle sprain at Jacksonville (Dec. 10) ... returned to starting lineup vs. Baltimore (Dec. 17), registering 3 solo stops, 3 assists, and 1 tackle for loss.

❖**1999 (Bears):** Earned all-rookie honors from *Pro Football Weekly*, *Football News*, and *Football Digest* with 21 tackles, 2 quarterback sacks, and 1 tackle for loss ... **only Bear rookie to start opening day in 1999** ... opened at defensive end for first eight games, played in 11 overall ... **first career sack** with tackle of passer Elvis Grbac vs. Kansas City (Sept. 12) ... career-best five tackles vs. New Orleans (Oct. 3), including second sack of the season ... four tackles in each of next two games at Minnesota (Oct. 10) and vs. Philadelphia (Oct. 17) ... inactive for final five games.

❖**College/Personal:** Started 22 games at North Carolina ... concluded Tar Heel career with 10.5 quarterback sacks, 24 tackles for loss, and 49 hurries ... played on defensive line that included 1998 first-round draft picks Greg Ellis (Dallas) and Vonnie Holliday (Green Bay) ... limited to two starts as senior due to ankle sprain ... finished season with 36 tackles, 2 sacks, and 4 tackles for loss ... started nine of 10 games as a junior, collecting 60 tackles, 3 sacks, 9 tackles for loss, and 21 quarterback hurries ... 27 tackles and two and one-half sacks as sophomore ... named squad's most outstanding freshman with 46 tackles, 3 sacks, 6 tackles for loss, and 9 hurries in eight starting roles at defensive end ... two-way all-North Carolina lineman at E.E. Smith High School in Fayetteville ... wife Ivana ... daughter Morgan Ivana ... born March 28, 1975 in Hampton, Va. ❖

(Russell Davis continued on page 94)

Russell Davis Career Stats

Tackles-QB Sacks

Year	Solo	Assists	Total	QB Sacks
1999*	8	13	21	2.0
2000	26	24	50	0.5
2001	45	27	72	2.0
2002	36	22	58	2.0
Totals	115	86	201	6.5
Cards	107	73	180	4.5

*Chicago

Single-Game Bests

Combined Tackles: 9 at Carolina, Oct. 6, 2002; at Philadelphia, Oct. 7, 2001; vs. Denver, Sept. 23, 2001. **Solo Tackles:** 6 at Philadelphia, Oct. 7, 2001; vs. Denver, Sept. 23, 2001. **Quarterback Sacks:** 1 six times. **Quarterback Hurries:** 2 vs. Detroit, Dec. 8, 2002; at Denver, Dec. 29, 2002; vs. New Orleans, Oct. 29, 2000. **Tackles For Loss:** 2 vs. New Orleans, Oct. 29, 2000.

Games

Games (Starts): *1999: 11 (8), 2000: 14 (9), 2001: 16 (16), 2002: 16 (16). **Totals:** 57 (49), **Cards:** 46 (41).

*Chicago



Chris Dishman

Guard

6-3 **339** **Seventh Year**
Fourth Round (106th), 1997
College: Nebraska
DOB: February 27, 1974
Hometown: Cozad, Nebraska



❖**Pro Career:** Versatile lineman initially found a home at guard, then stepped into center position periodically in 2000 ... action at both guard and center the past two seasons ... overall has played in 78 games with 54 starting assignments ... played in nine games as a rookie, started 12 contests at guard in 1998, 10 in 1999, 14 in 2000, five of 16 in 2001, and 14 last year.

❖**2002:** Started 14 games at right guard after incumbent starter Leonard Davis moved to right tackle for injured Anthony Clement ... left 21-7 win over N.Y. Giants (Sept. 29) with concussion ... answered starting call the next week at Carolina (Oct. 6) and played every snap of 16-13 victory ... inactive with knee ailment vs. Dallas (Oct. 20) ... returned the following week at San Francisco (Oct. 27) ... suffered knee sprain in first half vs. Seattle (Nov. 10) and did not return ... inactive at Philadelphia (Nov. 17) ... returned to play vs. Oakland (Nov. 24) ... despite effects of a debilitating flu virus which allowed him just three hours sleep, played every down in season finale at Denver (Dec. 29).

❖**2001:** Played in all 16 games with starts in final five outings at left guard in place of injured Pete Kendall (foot) ... came off bench at Oakland (Dec. 2) for Davis (back spasms) at right guard, and finished the 34-31 overtime win at left guard in place of Kendall (foot) ... also saw extensive

action on special teams.

❖**2000:** Displayed valuable versatility with 12 starting roles at three positions—left guard (three), right guard (one), and center (eight) ... action at center and guard during preseason ... club's starting center for first two games while newly-signed Mike Gruttadauria recuperated from knee arthroscopy ... **started first NFL game at center at N.Y. Giants (Sept. 3)** and had solid game except for bad exchange with quarterback Jake Plummer on fourth-and-one down at the Giants' 13-yard line midway through the second quarter ... second start at center vs. Dallas (Sept. 10), going the distance in 32-31 victory ... Gruttadauria's return at center relegated "Dish" to reserve duty the next two games, then inactive with elbow injury for two more outings ... started at left guard in place of Matt Joyce (back) at Dallas (Oct. 22), vs. New Orleans (Oct. 29), and vs. Washington (Nov. 5) ... bumped to right guard for Lester Holmes (knees) at Minnesota (Nov. 12) ... started final six games at center after Gruttadauria was diagnosed with ruptured disc in his neck ... survived strange week leading to assignment vs. N.Y. Giants (Nov. 26) ... injured right thumb on Monday, had rear wheel fall off his sports utility vehicle on Tuesday, then turned an ankle walking out of a meeting room on Wednesday.

❖**1999:** Played in 13 games with starting roles

at left guard (first seven outings) and right guard (final three contests) ... underwent arthroscopic procedure on right elbow during training camp but returned in time to start season-opener at Philadelphia (Sept. 12) ... effects of troublesome shoulder injury prompted him to sit out three mid-season games ... limited to special-teams duty in return at N.Y. Giants (Nov. 28) ... came off bench to play extensively at right guard in place of injured Holmes (knee) at Washington (Dec. 12) ... started at right guard for final three games.

❖**1998:** Opened season at left guard ... suffered pinched nerve in neck in first quarter at St. Louis (Sept. 27) and did not return ... inactive for next four games ... returned to starting lineup vs. Washington (Nov. 8) and played entire contest as Cards rushed for 187 yards in 29-27 victory ... started at left guard remainder of season and both playoff contests.

❖**1997:** Reserve duty in nine games, inactive for seven ... first extended action at Philadelphia (Oct. 19) at left guard in place of starter Rob Selby in second half ... played most of second half vs.

Washington (Dec. 7) at right guard.

❖**College/Personal:** Two-year starter at Nebraska ... two-time all-Big 12 Conference selection ... second team all-America as a senior, consensus all-Big 12 Conference honors ... *semi-finalist for the Outland Trophy, emblematic of college football's finest offensive lineman* ... honorable mention all-America notice as a junior with solid season at left tackle in *Nebraska's drive to the national championship* ... 47 knock-down blocks for an offense that led the nation in scoring (52.3 points per game) and rushing (399.8 yards per game) ... all-Nebraska two-way lineman at Cozad High School ... led team to a 12-1 record and the Nebraska state title as a senior ... also excelled as a wrestler with a 33-4 record as a junior ... reached the Nebraska state finals in the heavyweight division as a senior ... also competed in track and field ... sociology major at Nebraska ... interests include motorcycles and professional wrestling ... wife Audra, daughter Taylor Nicole, son Timothy Steel ... born Feb. 27, 1974 in Cozad, Neb. 🇺🇸

Chris Dishman Career Stats

Games

Games (Starts)—1997: 9 (0), 1998: 12 (12), 1999: 13 (10), 2000: 14 (12), 2001: 16 (5), 2002: 14 (14), Totals: 78 (54).



Tim Duncan

Kicker

6-2 ❖ 210 ❖ First Year

Free Agent, 2002

College: Oklahoma

DOB: June 12, 1979

Hometown: Clinton, Oklahoma



❖**Pro Career:** Second training camp with Cardinals ... originally joined team as undrafted free agent in 2002 ... during preseason play, converted two-of-three field goal tries and three points after touchdown before his release Aug. 31 ... re-signed to practice squad Nov. 26 ... re-signed to 53-man roster for season finale at Denver (Dec. 29) but was inactive.

❖**College/Personal:** Left Oklahoma as record-holder for single-season field goals (20, 2001) and with top two single-season scoring marks for kickers (111-2001, 98-2000) ... over-

all, connected on 44 of 65 field-goal attempts and 153 of 158 points after touchdown ... began collegiate career at Kentucky State before transferring to Oklahoma ... played four positions—kicker, punter, wide receiver and defensive back—at Clinton (Okla.) High School ... team went undefeated and won the Oklahoma state championship as senior ... all-Oklahoma alternate in football and soccer as a senior ... lettered in football, basketball, soccer, and track ... communications major ... born June 12, 1979 in Tulsa, Oklahoma. 🇺🇸

(Tim Duncan continued on page 96)

Tim Duncan Career Stats

Games

Games (Starts)—2002: 0 (0), Totals: 0 (0).



Nate Dwyer

Defensive Tackle

6-3 313 First Year
Fourth Round (113th), 2002

College: Kansas

DOB: September 30, 1978

Hometown: Stillwater, Minnesota



➤**Pro Career:** Returns for second training camp with Cardinals ... Arizona's 4th-round 2002 draft choice ... opened season on 53-man roster but inactive for first two games ... waived Sept. 16 ... signed to practice squad Sept. 25 ... spent next 12 weeks on practice squad ... signed to active roster Dec. 26 ... inactive for season finale at Denver (Dec. 29).

➤**College/Personal:** Started 45 consecutive games at Kansas ... finished his career with 175 tackles (88 solos), 16 sacks for -106 yards, and 31 stops for -139 yards ... also had 2 interceptions, 5 fumble recoveries, and 3 forced fumbles ... 16

sacks and 31 stops behind the line of scrimmage ranked fourth on the school's career list ... three-year starter who helped his team to a combined 34-3 record at Stillwater (Minn.) High School, including *one state title in Minnesota's largest class of high school football* ... two-time all-Minnesota selection ... only player in school history to earn all-conference honors three consecutive years ... 38 quarterback sacks ... played on both sides of the ball ... communications major ... wife Martha, daughter Isabella ... born September 30, 1978 ... resides in Stillwater.



Nijrell Eason

Defensive Back

6-1 208 First Year
Free Agent, 2002

College: Arizona State

DOB: May 20, 1979

Hometown: Long Beach, California



➤**Pro Career:** Local product from Arizona State ... attended Cardinals' training camp in 2001 ... signed by Pittsburgh Steelers in 2002 and played for Frankfurt Galaxy of NFL Europe ... rejoined Arizona for final two weeks of season.

➤**2002 (Arizona/Pittsburgh):** Signed to Cards' practice squad Dec. 24 ... promoted to

active roster Dec. 27 ... appeared on kickoff-coverage units at Denver (Dec. 29) ... earlier in year signed with Pittsburgh Feb. 5 and allocated to NFL Europe ... 18 tackles, 3 interceptions, and 6 pass deflections for Frankfurt Galaxy.

➤**2001 (Arizona):** Signed as undrafted free agent by Cardinals April 23 ... released Aug. 28

during preseason.

⚡**College/Personal:** Began college career at Long Beach City College ... transferred to Arizona State in 1999 and established himself as one of the hardest-hitting defensive backs in the country as a Sun Devil senior ... first-team all-Pac-10 Conference pick as a senior with 54 tackles, 5 inter-

ceptions, and 18 pass deflections ... finalist for the Jim Thorpe Award, given annually to the top defensive back in the nation ... lettered three times in football at Woodrow Wilson High School in Long Beach, Calif. ... also lettered in track and earned all-league notice in the long jump ... business major at Arizona State ... born May 20, 1979. ⚡

Nijrell Eason Career Stats

Games

Games (Starts)—2002: 1 (0). Totals: 1 (0).



Trev Faulk

Linebacker

6-3 ⚡ 254 ⚡ Second Year

Free Agent, 2002

College: Louisiana State

DOB: August 6, 1981

Hometown: Lafayette, Louisiana



⚡**Pro Career:** Joined Arizona as free agent Dec. 11, 2002 after summer stint with Denver ... declared inactive for final three games of season.

⚡**College/Personal:** Departed Louisiana State after junior season ... started 31 of 34 games for Tigers, recording 300 tackles, 5 fumble recoveries, and 4 quarterback sacks ... finalist for Butkus Award in 2001, emblematic of the nation's

finest college linebacker ... second-team all-America choice, first-team all-Southeastern Conference selection, and first-team academic all-conference award winner ... owns bachelor's degree from Louisiana State in marketing ... attended Lafayette (La.) High School ... cousin Kevin is running back with New England Patriots ... born Aug. 6, 1981 in Lafayette. ⚡

Trev Faulk Career Stats

Games

Games (Starts)—2002: 0 (0). Totals: 0 (0).



Levar Fisher

Linebacker

6-1 239 Second Year

Second Round (49th), 2002

College: North Carolina State

DOB: July 2, 1979

Hometown: Beaufort, North Carolina



Pro Career: Arizona's second-round selection (49th overall) in 2002 NFL Draft ... high-motor linebacker ... endured injury-plagued rookie season, appearing in just seven games and collecting 30 tackles (21 solos), 1 tackle for loss, 1 pass deflection, and 4 special-teams tackles ... first extended action from scrimmage resulted in four solo tackles in 24-13 win at Seattle (Sept. 15) ... underwent surgical procedure on right knee to remove loose cartilage Sept. 20 ... inactive for next three games ... returned to action with three tackles in 9-6 overtime win vs. Dallas (Oct. 20) ... inactive again with knee problem at San Francisco (Oct. 27) ... 14 combined tackles over span of next four games, including five stops at Philadelphia (Nov. 17) and three stops and a tackle for loss from scrimmage and two tackles on special teams vs. Oakland

(Nov. 24) ... troublesome knee flared once more ... inactive for three games ... finally placed on injured reserve Dec. 18 for duration of season.

College/Personal: Four-year starter at North Carolina State led the nation in tackles per game as junior and senior ... holds Wolfpack career tackle record with 492 total tackles (276 solos) and ranks second in tackles for loss (33), forced fumbles (8) and fumble recoveries (6) ... two-time semi-finalist for the Lombardi Award, given annually to the nation's top college defensive player ... three-year varsity starter at East Carteret High School in Beaufort, N.C., finishing senior season with 1,043 rushing yards and 147 tackles, including 34 stops behind the line of scrimmage ... mass communications major at N.C. State ... wife Jacinta ... born July 2, 1979 ... resides in Beaufort.

Levar Fisher Career Stats

Tackles-QB Sacks

Year	Solo	Assists	Total	QB Sacks
2002	21	9	30	0
Totals	21	9	30	0

Single-Game Bests

Combined Tackles: 9 vs. San Diego, Sept. 22, 2002. **Solo Tackles:** 7 vs. San Diego, Sept. 22, 2002. **Interceptions:** None. **Passes Defensed:** 1 vs. San Diego, Sept. 22, 2002.

Games

Games (Starts)—2002: 7 (0). Totals: 7 (0).



Larry Foster

Cornerback

5-10 195 Fourth Year

Trade (Lions), 2003

College: Louisiana State

DOB: November 7, 1976

Hometown: Harvey, Louisiana



Pro Career: Talented receiver and special-teams performer as returner and coverage player ... acquired April 27, 2003 on second day of NFL Draft

in trade with Detroit that send Cards' seventh-round selection (220th overall) to Lions ... reunites with former position coach with Lions, Jerry Sullivan, now

Arizona's first-year offensive coordinator ... undrafted free agent in 2000 began rookie season on practice squad ... in 36 NFL games (five starts) as a Lion, posted 53 pass receptions for 610 yards (11.5-yard average) with 1 touchdown, 21 kickoff returns for 22.3-yard average, 7 punt returns for 6.6-yard average, 4 rushing attempts for 37 yards, and 28 special-teams tackles.

❖**2002 (Detroit):** Played in 13 games and caught 14 passes for 152 yards, returned 12 kickoffs for a 23.8-yard average and four punts for a 7.3-yard average ... added seven tackles on special teams ... opened season with three kickoff returns for 69 yards (23-yard average) with a long of 25 yards at Miami (Sept. 8) ... two weeks later, logged career long 50-yard kickoff return vs. Green Bay (Sept. 22) ... despite hip injury vs. New Orleans (Sept. 29), caught three passes for 37 yards and returned two kickoffs 50 yards ... injured hip in third quarter but continued to play to make three key first-down receptions (two on third-and-long situations) in fourth quarter as Lions' offense controlled the ball for over 10 minutes in 26-21 victory ... caught two passes for 15 yards at Minnesota (Oct. 13), including a 17-yard reception for a first down on fourth-and-two situation in the third quarter ... two receptions for 21 yards vs. Chicago (Oct. 20) ... inactive for next three games due to hip injury ... two receptions for 38 yards vs. New England (Nov. 28) included a season-long 22-yarder ... returned a kickoff 26 yards in the fourth quarter vs. Tampa Bay (Dec. 15) ... finished season with two catches for 17 yards vs. Minnesota (Dec. 29).

❖**2001 (Detroit):** Started five of 13 games and caught 22 passes for 283 yards, both career single-season bests ... also averaged 20.2 yards on nine kickoff returns and 5.7 yards on three punt returns ... inactive for season-opener at Green Bay (Sept. 9) with knee sprain suffered during preseason game vs. Cincinnati (Aug. 10) ... three passes for 25 yards at Cleveland (Sept. 23) ... two receptions for 20 yards and two special-teams stops at Minnesota (Oct. 14) ... **first career start vs. Cincinnati (Oct. 28)**, responding with four

pass receptions for 60 yards ... busy outing at Arizona (Nov. 18) featured four pass receptions for 57 yards, 1 rushing attempt for three yards, 7 kickoff returns for 135 yards, and 2 punt returns for eight yards when pressed into service after Desmond Howard left the contest with a shoulder injury ... suffered bruised knee following a 12-yard reception vs. Minnesota (Dec. 16) ... inactive the following week at Pittsburgh (Dec. 23) ... returned to lineup vs. Chicago (Dec. 30) with one reception for 10 yards ... inactive for season finale vs. Dallas (Jan. 6) with thigh injury.

❖**2000 (Detroit):** Played in the season's final 10 games, catching 17 passes for 175 yards and a touchdown ... also recorded two rushes on reverses for 31 yards and made 11 special-teams tackles ... voted recipient of the Lions' Mel Farr rookie-of-the-year award by teammates ... opened season on practice squad ... signed to active roster Oct. 16 ... gained 15 yards on a reverse in **first NFL game at Tampa Bay (Oct. 19)** ... four receptions for 24 yards at Indianapolis (Oct. 29) ... two catches for 30 yards vs. Miami (Nov. 5) and ran a reverse 16 yards ... Dolphins' game was first of five consecutive outings in which he recorded two special-teams tackles ... **blocked first career punt at N.Y. Giants (Nov. 19)** off Brad Maynard in second quarter to set up the Lions' third touchdown of the half ... block was Lions' first since Bennie Blades blocked Brian Hansen's kick December 13, 1992 vs. Cleveland ... **career-best performance at Minnesota (Nov. 30) featured eight receptions for 106 yards, including a 40-yard touchdown catch** ... only Lion receiver to gain 100 yards receiving in a game in 2000.

❖**College/Personal:** Three-year starter at Louisiana State departed as school's sixth all-time receiver with 125 pass receptions for 1,747 yards and 12 touchdowns ... all-Louisiana prep standout at West Jefferson High School in Harvey, La. ... born Nov. 6, 1976 in Harvey. ❖

Larry Foster Career Stats

Receiving

Year	No.	Yards	Average	Long	TD
2000*	17	175	10.3	40t	1
2001*	22	283	12.9	36	0
2002*	14	152	10.9	22	0
Totals	53	610	11.5	40t	1

*Detroit

Punt Returns

Year	No.	Yards	Average	Long	TD
2000*	0	0	0.0	0	0
2001*	3	17	5.7	9	0
2002*	4	29	7.3	10	0
Totals	7	46	6.6	10	0

*Detroit

Additional Statistics

Two rushing attempts for 31 yards, 2000; two rushing attempts for six yards, 2001; one blocked punt, 2000.

Kickoff Returns

Year	No.	Yards	Average	Long	TD
2000*	0	0	0.0	0	0
2001*	9	182	20.2	36	0
2002*	12	286	23.8	50	0
Totals	21	468	22.3	50	0

*Detroit

Single-Game Bests

Receptions: *8 at Minnesota, Nov. 30, 2000. **Yards Receiving:** *106 at Minnesota, Nov. 30, 2000. **Longest Reception:** *40t at Minnesota, Nov. 30, 2000. **Receiving Touchdowns:** *1 at Minnesota, Nov. 30, 2000. **Kickoff Returns:** *7 at Arizona, Nov. 18, 2001. **Kickoff Return Yards:** *135 at Arizona, Nov. 18, 2001. **Longest Kickoff Return:** *50 vs. Green Bay, Sept. 22, 2002.

*Detroit

Games

Games (Starts): *2000: 10 (0), *2001: 13 (5), *2002: 13 (0). **Totals:** 36 (5).

*Detroit

(Larry Foster continued on page 100)

2002 (Lions)

Date	Opponent	Receiving					Kickoff Returns				
		Rec.	Yards	Avg.	Long	TD	Ret.	Yards	Avg.	Long	TD
Sept. 8, 2002	At Miami	1	4	4.0	4	0					
Sept. 15, 2002	At Carolina	0	0	0.0	0	0	3	69	23.0	25	0
Sept. 22, 2002	Green Bay	0	0	0.0	0	0	2	69	34.5	50	0
Sept. 29, 2002	New Orleans	3	37	12.3	15	0	2	50	25.0	33	0
Oct. 13, 2002	At Minnesota	2	15	7.5	17	0	0	0	0.0	0	0
Oct. 20, 2002	Chicago	2	21	10.5	18	0	4	72	18.0	23	0
Oct. 27, 2002	At Buffalo	Inactive									
Nov. 3, 2002	Dallas	Inactive									
Nov. 10, 2002	At Green Bay	Inactive									
Nov. 17, 2002	N.Y. Jets	0	0	0.0	0	0	0	0	0.0	0	0
Nov. 24, 2002	At Chicago	1	13	13.0	13	0	0	0	0.0	0	0
Nov. 28, 2002	New England	2	38	19.0	22	0	0	0	0.0	0	0
Dec. 8, 2002	At Arizona	1	7	7.0	7	0	0	0	0.0	0	0
Dec. 15, 2002	Tampa Bay	0	0	0.0	0	0	1	26	26.0	26	0
Dec. 22, 2002	At Atlanta	0	0	0.0	0	0	0	0	0.0	0	0
Dec. 29, 2002	Minnesota	2	17	8.5	9	0	0	0	0.0	0	0
Totals		14	152	10.9	22	0	12	286	23.8	50	0

2001 (Lions)

Date	Opponent	Receiving					Kickoff Returns				
		Rec.	Yards	Avg.	Long	TD	Ret.	Yards	Avg.	Long	TD
Sept. 9, 2001	At Green Bay	Inactive									
Sept. 23, 2001	At Cleveland	3	25	8.3	11	0	0	0	0.0	0	0
Oct. 8, 2001	St. Louis	0	0	0.0	0	0	0	0	0.0	0	0
Oct. 14, 2001	At Minnesota	2	20	10.0	13	0	0	0	0.0	0	0
Oct. 21, 2001	Tennessee	1	13	13.0	13	0	1	24	24.0	24	0
Oct. 28, 2001	Cincinnati	4	60	15.0	22	0	0	0	0.0	0	0
Nov. 4, 2001	At San Francisco	2	32	16.0	22	0	0	0	0.0	0	0
Nov. 11, 2001	Tampa Bay	0	0	0.0	0	0	0	0	0.0	0	0
Nov. 18, 2001	At Arizona	4	57	14.3	36	0	7	135	19.3	36	0
Nov. 22, 2001	Green Bay	1	12	12.0	12	0	1	26	26.0	26	0
Dec. 2, 2001	At Chicago	2	23	11.5	21	0	0	0	0.0	0	0
Dec. 9, 2001	At Tampa Bay	1	19	19.0	19	0	0	0	0.0	0	0
Dec. 16, 2001	Minnesota	1	12	12.0	12	0	0	0	0.0	0	0
Dec. 23, 2001	At Pittsburgh	Inactive									
Dec. 30, 2001	Chicago	1	10	10.0	10	0	0	0	0.0	0	0
Jan. 6, 2001	Dallas	Inactive									
Totals		22	283	12.9	36	0	9	182	20.2	36	0

2000 (Lions)

Date	Opponent	Receiving					Kickoff Returns				
		Rec.	Yards	Avg.	Long	TD	Ret.	Yards	Avg.	Long	TD
Sept. 3, 2000	At New Orleans	Practice squad									
Sept. 10, 2000	Washington	Practice squad									
Sept. 17, 2000	Tampa Bay	Practice squad									
Sept. 24, 2000	At Chicago	Practice squad									
Oct. 1, 2000	Minnesota	Practice squad									
Oct. 8, 2000	Green Bay	Practice squad									
Oct. 19, 2000	At Tampa Bay	0	0	0.0	0	0	0	0	0.0	0	0
Oct. 29, 2000	At Indianapolis	4	24	6.0	13	0	0	0	0.0	0	0
Nov. 5, 2000	Miami	2	30	15.0	20	0	0	0	0.0	0	0
Nov. 12, 2000	Atlanta	1	5	5.0	5	0	0	0	0.0	0	0
Nov. 19, 2000	At N.Y. Giants	1	7	7.0	7	0	0	0	0.0	0	0
Nov. 23, 2000	New England	0	0	0.0	0	0	0	0	0.0	0	0
Nov. 30, 2000	At Minnesota	8	106	13.3	40t	1	0	0	0.0	0	0
Dec. 10, 2000	At Green Bay	1	3	3.0	3	0	0	0	0.0	0	0
Dec. 17, 2000	At N.Y. Jets	0	0	0.0	0	0	0	0	0.0	0	0
Dec. 24, 2000	Chicago	0	0	0.0	0	0	0	0	0.0	0	0
Totals		17	175	10.3	40t	1	0	0	0.0	0	0



Frank Garcia

Center

6-2 **290** **Eighth Year**
Unrestricted Free Agent (Rams), 2003
College: Washington
DOB: January 28, 1972
Hometown: Phoenix, Arizona



Pro Career: Phoenix native and Maryvale High School product signed four-year contract with Cardinals March 17, 2003 after eight seasons with Carolina Panthers (1995–2000) and St. Louis Rams (2001–02) ... starts in 89 of 118 professional games at guard and center ... originally selected by Carolina in fourth round (113rd overall) of 1995 NFL Draft ... started 84 of 93 games for Panthers, primarily at guard, but with 36 consecutive starts at center ... signed with St. Louis as unrestricted free agent April 26, 2001 and played in 27 games (five starts) for Rams.

2002 (Rams): Played in final 14 games with three starts ... opened at right guard at Kansas City (Dec. 8), vs. Arizona (Dec. 15), and at Seattle (Dec. 22).

2001 (Rams): Played in 13 games (two starts) and all three postseason outings ... first action in Rams' uniform from scrimmage at Detroit (Oct. 8) ... came off bench for injured left guard Tom Nuten vs. Carolina (Nov. 11) ... **first start for Rams at New England (Nov. 18) at left guard** as quarterback Kurt Warner passed for season-best 401 yards in 24–17 win ... second start the following week in Monday night loss vs. Tampa Bay (Nov. 25) ... appeared in **100th career game vs. San Francisco (Dec. 9)**.

2000 (Panthers): A 16-game starter at center.

1999 (Panthers): A 16-game starter at center.

1998 (Panthers): Missed first two games of season with sprained knee ... started next nine games at left guard in place of injured Matt Campbell ... returned to customary center spot vs.

San Francisco (Dec. 6) where he started the final four games.

1997 (Panthers): One of just two Panther offensive players to start all 16 games ... key contributor to offensive line which allowed one or fewer quarterback sacks in five games.

1996 (Panthers): Started first four games at left guard ... suffered foot injury at Jacksonville (Sept. 29) ... inactive for next four games ... **first career start at center vs. Tampa Bay (Dec. 1)** ... started next four games and both playoff outings at center.

1995 (Panthers): Started 14 of 15 games as rookie left guard ... **first pro start at Buffalo (Sept. 10)**.

College/Personal: Three-year starter at Washington where he earned all-Pac-10 Conference honors at center as a senior ... also handled long-snapping duties for Huskies ... three-sport standout at Maryvale High on the west side of Phoenix in football, baseball, and wrestling ... **Arizona prep heavyweight wrestling champion as junior and senior** ... batted .464 with 15 home runs as an all-Arizona junior baseball performer ... also the school's chess champion ... shot six-over-par 78 at Augusta National Golf Course just weeks prior to the 1997 Masters ... represented the Rams at the White House in the spring of 2002 in celebration of Cinco de Mayo, recognizing the Hispanic community ... wife Sarah, daughter Grace, son Garrette ... born Jan. 28, 1972 in Phoenix. **L**

Frank Garcia Career Stats

Games

Games (Starts)—*1995: 15 (14), *1996: 14 (8), *1997: 16 (16), *1998: 14 (14), *1999: 16 (16), *2000: 16 (16), **2001: 13 (2), **2002: 14 (3).

Totals: 118 (89).

*Carolina **St. Louis



Bryan Gilmore

Wide Receiver

6-0 200 Third Year

Free Agent, 2000

College: Midwestern (Tex.) State

DOB: July 21, 1978

Hometown: Lufkin, Texas



❖**Pro Career:** Speed merchant, one of the NFL's fastest players ... signed with Arizona as free agent in 2000 ... spent first two NFL seasons between practice squad and active roster, then portion of last year on injured reserve ... appeared in one game in 2000, three in 2001, seven last year.

❖**2002:** Played in first seven games of season before suffering broken ankle ... caught one pass for 14 yards and recorded one tackle on special teams ... *first NFL reception was key in fourth-quarter scoring drive of 21-7 win over N.Y. Giants (Sept. 29)* ... caught 14-yarder from quarterback Jake Plummer on second-and-seven play to the Giant 35-yard line as Cards scored four plays later to take 14-7 lead ... added one tackle on special teams ... suffered ankle injury at San Francisco (Oct. 27) ... diagnosed as hairline fracture ... placed on injured reserve Oct. 29.

❖**2001:** Practice squad member for first 11 weeks ... activated to active roster Nov. 30 ... appeared in final three contests, primarily on special teams.

❖**2000:** Spent all but final two games of season on practice squad ... activated to 53-man roster Dec. 15 ... *first NFL action vs. Baltimore (Dec. 17)* limited to special-teams duty ... did not

play in season finale at Washington (Dec. 24) ... caught three passes for 47 yards during preseason play ... allocated to Barcelona Dragons of NFL Europe during spring of 2001 ... started all 10 games for the 8-2 Dragons en route to the World Bowl, catching 30 passes for 403 yards and five touchdowns ... also rushed seven times for 30 yards with one touchdown ... seven special-teams tackles ... 36 points tied for fourth in league scoring.

❖**College/Personal:** Four-year starter at Midwestern State ... *school's all-time leading pass receiver with 155 receptions for 2,722 yards and 18 touchdowns* ... two-time all-West Region NCAA Division II selection holds 13 school records ... also returned 49 kickoffs for 21.5-yard average ... concluded senior season with 43 catches for 846 yards (19.7-yard average) and five touchdowns, including long scoring grabs of 80, 79, and 73 yards ... the first time he touched the football as a college player he returned a kickoff 50 yards ... all-district prep receiver at Lufkin (Tex.) High School with 21 catches for 441 yards and two scores as a senior ... pre-business/business administration major at Midwestern State ... wife LaShanna, son Bryan II ... born July 21, 1978 in Lufkin. ♣

Bryan Gilmore Career Stats

Receiving

Year	No.	Yards	Average	Long	TD
2001	0	0	0.0	0	0
2002	1	14	14.0	14	0
Totals	1	14	14.0	14	0

Games

Games (Starts)—2001: 3 (0), 2002: 7 (0), Totals: 11 (0).



Steve Grace

Center

6-3 290 Second Year

Free Agent, 2002

College: Arizona

DOB: February 13, 1979

Hometown: Honolulu, Hawaii

64

Pro Career: Free agent signed in 2002 from University of Arizona in nearby Tucson ... opened season on 53-man roster but did not play in season-opener at Washington (Sept. 9) ... waived Sept. 10 ... re-signed to practice squad Sept. 13 for next 11 weeks ... re-signed to active roster Dec. 4 ... did not play until short-yardage situations in season finale at Denver (Dec. 29).

College/Personal: Three-year starter for Arizona Wildcats ... spent early part of his career at left guard before shifting to center as a senior. ... all-Hawaii offensive lineman at Kamehameha High School in Honolulu ... *won Hawaii state heavyweight wrestling title in 1997* ... economics major ... born Steven Kanoeau Grace on February 13, 1979 ... resides in Honolulu, Hawaii.

Steve Grace Career Stats

Games

Games (Starts)—2002: 1 (0). Totals: 1 (0).



Bill Gramatica

Kicker

5-10 189 Third Year

Fourth Round-a (98th), 2001

College: South Florida

DOB: July 10, 1978

Hometown: La Belle, Florida

7

Pro Career: Selected by Cardinals in fourth round (98th overall) of 2001 NFL Draft ... left-footed version of *brother, Martin, the Tampa Bay Buccaneers' kicker* ... *set franchise rookie records in 2001 for field goals (14) and longest three-pointer (50 yards) before impressive first season was cut short by freakish knee injury* ... landed awkwardly on right knee after leaping to celebrate 42-yard first-quarter field goal at N.Y. Giants (Dec. 15) ... eventually underwent reconstructive surgery for torn anterior cruciate ligament ... rebounded nicely last year to lead Cards in scoring with 74 points.

2002: Encouraging return from reconstructive

knee surgery to make 15 of 21 field-goal tries and all 29 points after touchdown for 74 points ... impressive 14-for-17 in three-point tries inside 50 yards ... in first regular-season action following spring and summer of rehabilitation, converted three of four field-goal attempts and added a pair of points after touchdown in season-opener at Washington (Sept. 8) ... tied game in first quarter with 36-yard field goal and added 20-yarder in second period to give Cards a 13-10 halftime lead ... good from 39 yards in third period to bring Cards within 17-16, but saw 52-yard try near end of third quarter sail just wide right ... three of five deep kickoffs traveled inside the five-

(Bill Gramatica continued on page 104)

(Bill Gramatica continued from page 103)

yard line ... 23-yard field goal in first quarter to tie game at 3-3 in eventual 24-13 win at Seattle (Sept. 15) ... opened scoring at Carolina (Oct. 6) with 41-yard field goal in second quarter, added a 28-yarder just before halftime to cut deficit to 7-6, then nailed 50-yarder with 16 seconds left for the 16-13 final ... added some suspense to the ending, however, when his ensuing kickoff sailed out of bounds at the eighty-yard line to give Carolina a first down at its own 40-yard line ... Card defense bailed him out after three plays to complete the win ... accounted for all nine points in 9-6 overtime win vs. Dallas (Oct. 20) ... converted 28-yard field goal in first quarter, short on 53-yard try later in opening period, then added a 23-yard field goal at the end of first half for a 6-0 lead ... misfired from 28 and 51 yards in fourth quarter before overtime heroics with 40-yarder for the win ... converted field goals of 40 and 27 yards for Cards' only points of game vs. Seattle (Nov. 10) ... perfect on three field goals vs. Detroit (Dec. 8) with first attempts in four weeks ... 29-yard three-pointer in third period to cut Detroit lead to 20-17, then added a 41-yarder with 3:23 remaining in regulation for 20-20 tie ... hit the third-down overtime game-winner from 42 yards with just under four minutes gone in the extra period ... four points after touchdown at St. Louis (Dec. 15) ... wide right on 40-yard field-goal attempt vs. San Francisco (Dec. 21) ... only action in season finale at Denver (Dec. 29) was two kickoffs and one point after touchdown.

❖**2001:** In 13 games before knee injury, connected 16 of 20 field-goal attempts, perfect on 25 points after touchdown, and logged eight touchbacks in 53 kickoffs for 73 points ... six touchbacks after five games (19 kickoffs) tied for league lead with brother Martin ... scored Cards' first points of the season with 28-yard field goal midway through first quarter vs. Denver (Sept. 23) to give Arizona 3-0 lead ... hero of 21-20 upset win at Philadelphia (Oct. 7) when he atoned for pushing 30-yard chip shot in swirling wind wide left in third quarter with game-winning points on point-after-touchdown conversion with nine seconds remaining in 21-20 comeback ... aided by the same wind, sailed game-opening kickoff nine yards deep into the end zone, two more to the minus four- and minus three-yard lines ... solid outing at Chicago (Oct. 14) with field goals of 40 and 47 yards ... connected on the first three-pointer early in second quarter to tie game at 3-3, then added the 47-yarder with a swirling wind later in the period to bring Cards within 10-6 ... first of two freakish 2002 injuries occurred vs. Philadelphia (Nov. 4) when he suffered dislocated left shoulder on opening kickoff attempting arm tackle of Eagle returner Brian Mitchell who was en route to a 94-yard touchdown ... after the shoulder was reduced, Gramatica wore a harness for duration of game for extra point and ensuing kickoff ...

later in contest after punter Scott Player sustained ankle sprain, Gramatica was called upon for a 41-yard punt in the second quarter before Player returned to finish the game ... with left shoulder heavily immobilized vs. N.Y. Giants (Nov. 11), kicked 32-yard field goal in first half and recorded one touchback on three kickoffs ... *set Cardinal rookie record with 50-yard field goal in fourth quarter vs. Detroit (Nov. 18)* and converted all six points after touchdown in 45-38 victory ... came through again in the clutch at San Diego (Nov. 25) by pushing the Cards to a 10-3 lead with 18-yard field goal in third quarter, then *nailed game-winner with one second left from 42 yards in 20-17 win* ... shared NFC special teams player-of-the-week award with brother Martin as the pair both kicked game-winning field goals the weekend of Dec. 2 ... *first NFL walk-off game-winning field goal Dec. 2 at Oakland, a 36-yarder in overtime to propel Cards to an unlikely 34-31 victory* ... the game-winner was the last of four field goals on the day ... booted second-quarter field goals of 23 and 26 yards as Cards took 20-7 halftime lead ... added 33-yarder in the third quarter, pushed a 48-yard try into swirling wind wide left with 5:38 to play, then hammered home the game-winner on third down in the extra period ... celebrated the victory with a somersault ... snubbed a 44-yarder in first quarter vs. Washington (Dec. 9), *then connected on a 24-yarder in second quarter to set a Cardinal rookie record with 14 field goals, breaking the previous mark of 13 by Gerry Perry (20 attempts) in 1960* ... converted from 42 and 26 yards at N.Y. Giants (Dec. 15) in final appearance of season ... upon celebrating after the 42-yarder in the first quarter, landed awkwardly on right knee and was unable to kick off the duration of the game, managing only a 23-yard field goal in the second quarter ... placed on injured reserve Dec. 18 for remainder of season.

❖**College/Personal:** Enjoyed a stellar career at South Florida (U.S.F.) after one season at Florida State ... *U.S.F.'s first all-America football selection in 1998 ... holds school career records with 36 field goals and 193 points* ... converted 85 of 88 extra-point attempts ... as a senior in 2000, connected on 16 of 24 field-goals attempts and 29 of 30 point-after-touchdown tries for a team-leading 77 points ... *closed college career in impressive fashion by booting a 63-yard field goal vs. Austin Peay, the second-longest field goal without a tee in NCAA history, topped only by his brother's 65-yarder for Kansas State vs. Northern Illinois in 1998* ... all-Florida class 3A first-team selection at La Belle (Fla.) High School and *USA Today* all-America honorable mention ... *set school record with 52-yard field goal* ... communications major at South Florida ... *older brother, Martin, was a three-time all-America place kicker at Kansas State* ... prior to a Tampa

Bay Mutiny professional soccer game at Raymond James Stadium on July 21, 2001, joined brother Martin and younger brother Santiago, a kicker at South Florida, to aid victims of the June 23, 2001 earthquake in Peru ... the Gramatica brothers signed autographs and collected non-perishable food, supplies, and medical and clothing donations ... their parents, William, Sr. and Laura, were honored as "Hispanic Heroes" at halftime of the

soccer game for their charitable work in Tampa ... participates with family in www.kick7.com to raise funds for the Gramatica Family Foundation ... *... speaks fluent English, French, and Castilian* ... Spanish-language analyst for ESPN International for Super Bowl XXXVII last season ... Martin served in same capacity the previous two years ... licensed real estate agent ... born July 10, 1978 in Buenos Aires, Argentina. **L**

Bill Gramatica Career Stats

Field Goals and Scoring

Year	1-19	20-29	30-39	40-49	50+	Total	Pct.	PAT	Pts.
2001	1-1	7-7	3-4	4-7	1-1	16-20	80.0	25-25	73
2002	0-0	5-7	2-2	8-8	1-4	15-21	75.0	29-29	74
Totals	1-1 (100.0)	13-14 (92.6)	5-6 (83.3)	10-15 (66.7)	2-5 (40.0)	31-41 (75.6)	75.6	54-54 (100.0)	147

Games

Games (Starts)—2001: 13 (0), 2002: 16 (0). Totals: 29 (0).

Single-Game Bests

Field Goals Made: 4 at Oakland, Dec. 2, 2001. Field Goals Attempted: 6 vs. Dallas, Oct. 20, 2002. Longest Field Goal: 50 at Carolina, Oct. 6, 2002; vs. Detroit, Nov. 18, 2001. Most Points: 14 at Oakland, Dec. 2, 2001 (4 FG, 2 PAT). Most Touchbacks: 2 at Philadelphia, Oct. 7, 2001; vs. Kansas City, Oct. 21, 2001. Most PATs: 6 vs. Detroit, Nov. 18, 2001.

2002

		1-19	20-29	30-39	40-49	50+	Total	PAT	Points	Breakdowns	KO/TB
Sept. 8	At Washington	0-0	1-1	2-2	0-0	0-1	3-4	2-2	11	36G, 20G, 39G, 52WR.	6/0
Sept. 15	At Seattle	0-0	1-1	0-0	0-0	0-1	1-3	3-3	6	23G	5/0
Sept. 22	San Diego	0-0	0-0	0-0	0-0	0-0	0-0	1-1	1	None	4/0
Sept. 29	N.Y. Giants	0-0	0-0	0-0	0-1	0-0	0-1	3-3	3	42WR	4/0
Oct. 6	At Carolina	0-0	1-1	0-0	1-1	1-1	3-3	1-1	10	41G, 28G, 50G	5/0
Oct. 20	Dallas	0-0	1-2	0-0	2-2	0-2	3-6	0-0	9	40G, 52S, 29G, 28W, 50W, 40G	3/0
Oct. 27	At San Francisco	0-0	0-0	0-0	0-0	0-0	0-0	4-4	4	None	5/0
Nov. 3	St. Louis	0-0	0-0	0-0	0-0	0-0	0-0	2-2	2	None	3/0
Nov. 10	Seattle	0-0	1-1	0-0	1-1	0-0	2-2	0-0	6	40G, 27G	3/0
Nov. 17	At Philadelphia	0-0	0-0	0-0	0-0	0-0	0-0	2-2	2	None	3/0
Nov. 24	Oakland	0-0	0-0	0-0	0-0	0-0	0-0	2-2	2	None	4/0
Dec. 1	At Kansas City	0-0	0-0	0-0	0-0	0-0	0-0	0-0	0	None	1/0
Dec. 8	Detroit	0-0	1-1	0-0	2-2	0-0	3-3	2-2	11	29G, 41G, 42G	5/0
Dec. 15	At St. Louis	0-0	0-0	0-0	0-0	0-0	0-0	4-4	4	None	5/0
Dec. 21	San Francisco	0-0	0-0	0-0	0-1	0-0	0-1	2-2	2	42WR	3/0
Dec. 29	At Denver	0-0	0-0	0-0	0-0	0-0	0-0	1-1	1	None	2/0
Totals		1-1	6-7	2-2	5-7	1-4	15-21	29-29	74		61/0

2001

		1-19	20-29	30-39	40-49	50+	Total	PAT	Points	Breakdowns	KO/TB
Sept. 23	Denver	0-0	1-1	0-0	0-0	0-0	1-1	2-2	5	28G	3/1
Sept. 30	Atlanta	0-0	0-0	0-0	0-1	0-0	0-1	2-2	2	49WR	3/1
Oct. 7	At Philadelphia	0-0	0-0	0-1	0-0	0-0	0-1	3-3	3	30WL	4/2
Oct. 14	At Chicago	0-0	0-0	0-0	2-2	0-0	2-2	1-1	7	40G, 47G	4/0
Oct. 21	Kansas City	0-0	1-1	0-0	0-0	0-0	1-1	3-3	6	29G	5/2
Oct. 28	At Dallas	0-0	1-1	0-0	0-0	0-0	1-1	0-0	3	27G	2/0
Nov. 4	Philadelphia	0-0	0-0	0-0	0-0	0-0	0-0	1-1	1	None	2/0
Nov. 11	N.Y. Giants	0-0	0-0	1-1	0-0	0-0	1-1	1-1	4	32G	3/1
Nov. 18	Detroit	0-0	0-0	0-0	0-0	1-1	1-1	6-6	9	50G	8/0
Nov. 25	At San Diego	1-1	0-0	0-0	1-1	0-0	2-2	2-2	8	18G, 42G	5/0
Dec. 2	At Oakland	0-0	2-2	2-2	0-1	0-0	4-5	2-2	14	23G, 26G, 33G, 48WL, 36G	8/1
Dec. 9	Washington	0-0	1-1	0-0	0-1	0-0	1-2	1-1	4	44WR, 22G	3/0
Dec. 15	At N.Y. Giants	0-0	1-1	0-0	1-1	0-0	2-2	1-1	7	42G, 23G	3/0
Dec. 23	Dallas	Injured reserve (knee)									
Dec. 30	At Carolina	Injured reserve (knee)									
Jan. 6	At Washington	Injured reserve (knee)									
Totals		1-1	7-7	3-4	4-7	1-1	16-20	25-25	73		53/8



Quentin Harris

Safety

6-1 214 Second Year

Free Agent, 2002

College: Syracuse

DOB: January 26, 1977

Hometown: Wilkes-Barre, Pennsylvania



Pro Career: Joined Cardinals in 2002 as undrafted free agent ... spent first nine weeks of season on practice squad ... played in final six games ... signed to active roster Nov. 13 ... game-day inactive at Philadelphia (Nov. 17) ... provided one assisted tackle on special teams in *first NFL action vs. Oakland (Nov. 24)* ... two more tackles on kick coverage at St. Louis (Dec. 15).

College/Personal: Manned free for Syracuse safety beginning midway through freshman year ... started 39 of 42 regular-season games ... finished career with 327 tackles (183 solos), 4 forced fumbles, and 4 fumble recoveries ... 10 interceptions ranked ninth in Orangemen annals ... 212 interception return yards second to Tommy Myers (218, 1969-71) ... all-America honorable mention and

first team-all-Big East Conference by the National Sports Bureau ... second team all-Big East from the league's coaches as a senior ... team defensive captain ... started all year at free safety, leading the squad with a career-high 126 tackles (61 solos), including three stops behind the line of scrimmage ... *126 tackles broke the school single-season record for defensive backs—Donovin Darius (119 in 1997)* ... *USA Today* all-America honorable mention, adding all-Pennsylvania accolades as a junior and all-area recognition four times at Wilkes-Barre (Pa.) High School ... 35 touchdowns, 1,523 receiving yards, and 12 interceptions in four-year prep career ... information studies major ... member of the 1998 spring and 2000 fall athletic director's honor roll ... born January 26, 1977 in Wilkes-Barre. ↓

Quentin Harris Career Stats

Games

Games (Starts)—2002: 6 (0). Totals: 6 (0).



Renaldo Hill

Cornerback

5-11 194 Third Year

Seventh Round (202nd), 2001

College: Michigan State

DOB: November 12, 1978

Hometown: Detroit, Michigan



Pro Career: Arizona's first selection in seventh round (202nd overall) of 2001 NFL Draft ... nose for the football ... in two NFL seasons, has played in 28 games (eight starts) and owns 88 tackles (67 solos), 2 quarterback sacks, 2 interceptions, 13 passes defended, 1 tackle for loss, 4 hurries, 2 fumble

recoveries, and 19 special-teams tackles.

2002: Fourteen appearances included seven starts at left cornerback ... led non-regular starters with 66 tackles (48 solos), 1 quarterback sack, 4 hurries, 1 tackle for loss, 2 interceptions, 2 fumble recoveries ... also tied for team lead with starting corner-

back David Barrett with 10 pass deflections ... 11 tackles on special teams ... opened season with three tackles from scrimmage and two solo stops on kick-coverage units at Washington (Sept. 8) ... 4 tackles, 1 pass deflection, and 3 special-teams tackles in 24-13 win at Seattle (Sept. 15) ... came off bench in first quarter vs. San Diego (Sept. 22) when starter Duane Starks sustained groin injury after just six plays and played remainder of game, leading the secondary with eight solo tackles among 10 stops overall plus a pass deflection ... first of four consecutive starts produced five solo tackles, including one stop for loss, and a pass deflection as Card starting secondary was on the field for all 58 defensive plays of 21-7 win vs. N.Y. Giants (Sept. 29) ... 4 solo tackles, 1 pass deflection, and 2 recovered fumbles, a Cardinal first since 1993 (*defensive lineman Michael Bankston at Washington, Oct. 17, 1993*), a span of 143 games, in 16-13 win at Carolina (Oct. 6) ... first recovery set up a field goal after teammate Fred Wakefield stripped Panther tailback Lamar Smith at the 26-yard line ... second recovery snuffed a scoring threat at the Cardinals' 20-yard line when Ray Thompson knocked the ball loose from Smith again at the 15-yard line ... *first career interception with end-zone pickoff in first quarter vs. Dallas (Oct. 20) to quell Cowboy scoring threat* plus 6 solo tackles, 1 assist, and 1 deflected pass in 9-6 win ... left game after 23 plays at San Francisco (Oct. 27) with foot injury and did not return ... inactive vs. St. Louis (Nov. 3) and vs. Oakland (Nov. 24), the latter due to groin pull ... returned to starting role at Kansas City (Dec. 1) for Starks (leg) to post 7 tackles, 1 deflected pass, and 1 hurry ... 4 solo tackles, 1 hurry, and 2 deflected passes in 23-20 overtime win vs. Detroit (Dec. 8) ... 2 tackles, 1 batted pass, and 1 sack (Ram passer Marc Bulger on third-and-14 situation at Card 26-yard line forcing third-quarter punt) in reserve duty at St. Louis (Dec. 15) ... returned to starting lineup vs. San Francisco (Dec. 21) for Barrett (hip), registering eight solo tackles and setting up the Cards' fourth-quarter touchdown when he intercepted a tipped (Justin Lucas) Jeff Garcia pass at the 49ers' 33-yard line ... Cards scored on possession to climb within 17-14

with four minutes remaining ... despite flu virus, answered the bell for season finale at Denver (Dec. 29), providing three tackles and a hurry.

✦**2001:** Played in 14 games with extended action from scrimmage as season progressed ... 22 tackles (19 solos), 1 quarterback sack, 3 passes defended, and 5 special-teams tackles ... one pass deflection in first extended action from scrimmage at Chicago (Oct. 14) ... five solo tackles, including a five-yard sack of Eagle passer Donovan McNabb on third-and-13 situation at the Cardinals' 38-yard line in first quarter, forcing Eagles out of field-goal range vs. Philadelphia (Nov. 4) ... two tackles from scrimmage, one tackle on kick coverage in 45-38 win over Detroit (Nov. 18) ... two assisted stops on special teams in 20-17 win at San Diego (Nov. 25) ... in 34-31 overtime win at Oakland (Dec. 2), registered three solo tackles and deflected a pass ... after starter Tom Knight aggravated a hamstring on first series from scrimmage vs. Washington (Dec. 9), came off bench to finish game at cornerback and collect four solo tackles ... *first NFL starting role at N.Y. Giants (Dec. 15)* resulted in four solo tackles and one assist at left cornerback ... inactive next two contests with hamstring injury ... two solo stops at Washington (Jan. 6).

✦**College/Personal:** Mainstay in the Michigan State secondary, starting 35 consecutive games ... *succeeded brother Ray (1995-97), a former New England Patriot, at right cornerback for Spartans* ... two-time all-Big Ten Conference selection ... finished career with 182 total tackles (135 solos), 11 stops for -21 yards, 9 interceptions, and 36 pass deflections, the latter ranking second in school annals behind Amp Campbell (56, 1996-99) ... brother Ray ranks third with 30 deflected passes ... ranked the nation's sixth best defensive back at Chadsey (Detroit, Mich.) High School ... four-year starter boasted 85 tackles, 4 interceptions, 15 pass deflections, and 2 recovered fumbles as a senior ... also caught 30 passes for 423 yards (14.1-yard average) and seven touchdowns ... merchandising management major at Michigan State ... born Nov. 12, 1978 in Detroit. ✦

Renaldo Hill Career Stats

Tackles-QB Sacks

Year	Solo	Assists	Total	QB Sacks
2001	19	3	22	1
2002	48	18	66	1
Totals	67	21	88	2

Opponent Fumbles Recovered

Year	No.	Yards	Average	Long	TD
2001	0	0	0.0	0	0
2002	2	0	0.0	0	0
Totals	2	0	0.0	0	0

Games

Games (Starts)—2001: 14 (1), 2002: 14 (7). Totals: 28 (8).

Interceptions

Year	No.	Yards	Average	Long	TD
2000	0	0	0.0	0	0
2001	2	4	2.0	3	0
Totals	2	4	2.0	3	0

Single-Game Bests

Tackles: 10 vs. San Diego, Sept. 22, 2002. Solo Tackles: 8 vs. San Diego, Sept. 22, 2002; vs. San Francisco, Dec. 21, 2002. Passes Defended: 2 vs. Detroit, Dec. 8, 2002. Quarterback Sacks: 1 vs. Philadelphia, Nov. 4, 2001; at St. Louis, Dec. 15, 2002. Fumble Recoveries: 2 at Carolina, Oct. 6, 2002.



Nathan Hodel

Long-Snapper

6-2 249 Second Year

Free Agent, 2001

College: Illinois

DOB: November 12, 1977

Hometown: Fairfield Heights, Illinois



❖**Pro Career:** Talented long-snapper who provides depth at tight end signed with Arizona as free agent on Oct. 26, 2001 ... no playing time as a rookie ... managed long-snapping chores for all 16 games last year.

❖**2002:** Handled long-snapping duties on punts, field goals, and extra points ... solo tackles on punt-coverage units at Washington (Sept. 8), vs. N.Y. Giants (Sept. 29), at Carolina (Oct. 6), and vs. Oakland (Nov. 24).

❖**2001:** Attended 2001 training camp with Carolina Panthers ... spent six games on Panthers' practice squad before release Oct. 24. ... signed by Cardinals two days later ... spent next nine games on practice squad ... elevated to 53-man

roster for final two games but declared inactive ... assumed long-snapping duties after departure of 19-year veteran Trey Junkin.

❖**College/Personal:** Former walk-on at Illinois handled Illini long-snapping duties all four seasons ... lettered in football and baseball at Belleville (Ill.) East High School ... team captain earned all-conference honors as offensive lineman in football and pitcher in baseball ... all-Illinois prep baseball pitcher also hurled for Illinois baseball squad ... bachelor's degree in communications from Illinois ... completed master's degree in business administration in May, 2003 ... born Nov. 12, 1977 in Maryville, Ill. ♣

Nathan Hodel Career Stats

Games

Games (Starts)—2001: 0 (0), 2002: 16 (0). Totals: 16 (0).



James Hodgins

Fullback

6-1 274 Fifth Year

Unrestricted Free Agent (Rams), 2003

College: San Jose State

DOB: April 30, 1977

Hometown: San Jose, California



❖**Pro Career:** One of NFL's finest lead blockers ... signed four-year contract with Arizona March, 12, 2003 ... talents were major contributor to 2001 success of St. Louis running back Marshall Faulk, the NFL offensive player-of-the-year, and quarterback Kurt Warner, the NFL most valuable player ... started 20 of 55 games for St. Louis

Rams from 1999–2002 ... rushed 13 times for 25 yards with one touchdown and caught 21 passes for 111 yards and a score ... originally signed by St. Louis in 1999 as undrafted free agent.

❖**2002 (St. Louis):** Suffered broken foot in the third preseason game vs. San Diego (Aug. 22) ... inactive for first seven games of season ...

returned to starting lineup with tremendous effort in 27–14 win at Arizona (Nov. 3) as he paved the way for Faulk to gain season-best 178 rushing yards ... tied career long with 11-yard pass reception in 28–24 win over San Diego (Nov. 10) ... in return match with Arizona (Dec. 15), matched career-long run with five-yard burst in 30–28 victory ... established career-best receiving marks with four catches for 19 yards at Seattle (Dec. 22).

❖**2001 (St. Louis):** Started 10 of 16 regular-season contests and two of three postseason outings ... near-exclusive use as lead blocker resulted in season total of two rushing attempts for five yards and four pass receptions for 24 yards with one touchdown ... added a three-yard run and two pass receptions for 12 yards and a score in the playoffs ... key block on running back Trung Canidate's one-yard game-winning touchdown run vs. N.Y. Giants (Oct. 14) ... *caught first pro touchdown pass, an 11-yarder from Warner, in fourth quarter at New England (Nov. 18)* ... two receptions for six yards vs. San Francisco (Dec. 19) ... four-yard scoring grab in divisional playoff

win vs. Green Bay (Jan. 20) ... rushed once for three yards and caught one pass for eight yards in Super Bowl XXXVI loss to New England (Feb. 3).

❖**1999 (St. Louis):** Rookie season produced the most statistics in his four-year pro career ... in 15 games, rushed seven times for 10 yards and caught six passes for 35 yards ... added 10 tackles on special teams ... *scored first NFL touchdown on one-yard fourth-quarter run vs. New Orleans (Nov. 28)* ... caught two passes for 11 yards in season finale at Philadelphia (Jan. 2) ... played in all three postseason outings primarily on special teams.

❖**College/Personal:** Played both offense and defense at San Jose State, moving to linebacker as senior ... 4.7-yard rushing average as junior full-back ... second on squad with three quarterback sacks to complement 18 tackles as a senior ... impressive sophomore season with 326 yards rushing on 70 carries and 116 yards on 16 pass receptions ... lettered in football, basketball, and track at Oak Grove High School in San Jose, Calif. ... owns sociology degree from San Jose State ... wife Stephanie, sons Isaiah and Isaac. ❖

James Hodgins Career Stats

Rushing

Year	No.	Yards	Average	Long	TD
1999*	7	10	1.3	3	1
2000*	1	3	3.0	3	0
2001*	2	5	2.5	5	0
2002*	3	7	1.3	5	0
Totals	13	25	1.9	5	1

*St. Louis

Games

Games (Starts)—*1999: 15 (0), *2000: 15 (2), *2001: 16 (10), *2002: 9 (8). **Totals: 55 (20).**

*St. Louis

Receiving

Year	No.	Yards	Average	Long	TD
1999*	6	35	5.9	10	0
2000*	2	5	2.5	3	0
2001*	4	24	6.0	11t	1
2002*	9	47	5.2	11	0
Totals	21	111	6.8	11t	1

*St. Louis

Single-Game Bests

Yards Rushing: *5 vs. Miami, Sept. 30, 2001; vs. Arizona, Dec. 15.

Rushing Attempts: *3 vs. New Orleans, Nov. 28, 1999. **Long Run:**

*5 vs. Miami, Sept. 30, 2001. **TDs Rushing:** *1 vs. New Orleans,

Nov. 28, 1999. **Pass Receptions:** *4 at Seattle, Dec. 22, 2002. **Yards**

Receiving: *19 yards at Seattle, Dec. 22, 2002. **Long Reception:**

*11t at New England, Nov. 18, 2001; *vs. San Diego, Nov. 10, 2002.

TDs Receiving: *1 at New England, Nov. 18, 2001.

*St. Louis

Dexter Jackson

Safety

6-0 205 2005 Fifth Year

Unrestricted Free Agent (Bucs), 2003

College: Florida State

DOB: July 28, 1977

Hometown: Quincy, Florida

34

Pro Career: Super Bowl XXXVII most valuable player signed five-year contract with Arizona March 12, 2003 after four seasons with Tampa Bay Buccaneers ... in 56 NFL games (31 starts), owns career totals of 195 tackles (139 solos), 7 interceptions, 2 forced fumbles, 1 fumble recovery, and 26 pass deflections ... originally selected by Buccaneers in fourth round (113th overall) in 1999 NFL Draft ... primarily utilized on special teams his first two pro seasons ... 78 tackles and four interceptions as 15-game starter at free safety in 2001 ... last year posted 86 tackles and three interceptions during regular season, five tackles and two interceptions in postseason play.

2002 (Buccaneers): In second season as a starter, posted career-best 86 tackles (67 solos), 3 interceptions, 1 fumble recovery, and 10 pass deflections to key Buccaneer secondary which ranked first in the league in pass defense, allowing just 155.6 yards per game and led the NFL with 31 interceptions ... in three playoff contests, added 5 tackles, 2 interceptions, and 3 pass deflections ... opened season with 10 tackles vs. New Orleans (Sept. 8) ... five stops in 25-0 shutout at Baltimore (Sept. 15) ... 4 tackles, 1 pass defensed, and 1 interception, his first of the season, in 26-14 Monday night win over St. Louis (Sept. 23) ... six tackles and two deflected passes in 20-6 victory at Atlanta (Oct. 6) ... foiled a Falcon fake punt in fourth quarter with jarring hit on Atlanta punter Brian Kozlowski, leading to an interception by Dwight Smith ... led defense in 21-7 win over Green Bay (Nov. 24) with nine tackles and returned his interception of a Brett Favre pass 58 yards to the five-yard line in the fourth quarter to set up the club's final touchdown ... notched third interception of the season in 34-10 victory vs. Atlanta with 21-yard return of a Michael Vick pass ... seven tackles and a fumble recovery vs. Pittsburgh (Dec. 23) ... concluded regular season with four tackles and a pass deflection in 15-0 shutout at Chicago (Dec. 29) ... one tackle in 31-6 divisional playoff win vs. San Francisco (Jan. 12) ... three tackles and a pass deflection in 27-10 NFC championship game victory at Philadelphia

(Jan. 19) ... capped season with Super Bowl MVP award ... intercepted Raider quarterback Rich Gannon twice in the first half as Buccaneer defense set Super Bowl records with five interceptions and three returns for touchdowns ... Buc defense limited Oakland's offense, ranked no. 1 in the NFL, to just 269 total yards, 19 rushing yards, and 11 total first downs ... Tampa Bay held the Raiders to only 62 yards total offense in the first half, second fewest in Super Bowl history.

2001 (Buccaneers): In 15 starts, ranked fifth on club with 78 tackles (52 solos), 4 interceptions, 2.5 quarterback sacks, 2 forced fumbles, and 11 passes defensed ... **NFL starting debut at Dallas (Sept. 9)** produced 5 tackles, 2 pass deflections, and 1 interception of Cowboy passer Quincy Carter in the first quarter in 10-6 victory ... 4 tackles, 1 interception, and 1 deflection in 14-10 win over Green Bay (Oct. 7) ... battled through right thigh contusion, an injury that relegated him to inactive status the following week vs. Pittsburgh (Oct. 21), to post six tackles at Tennessee (Oct. 14) ... returned to lineup vs. Minnesota (Oct. 28) to log 3 tackles, 2 pass deflections, and 1 interception in 41-14 win ... impressive effort at Green Bay (Nov. 4) with 6 tackles, 2 forced fumbles, 1 sack, and 1 pass deflection ... contributed to 24-17 win at St. Louis (Nov. 26) with six tackles and two pass deflections ... career-best 10 tackles at Chicago (Dec. 16) ... peppered Saints for 4 tackles, 1 interception, and 1 pass deflection in 48-21 win over New Orleans (Dec. 23) ... tied career-best tackle mark with 10 stops in 22-10 win vs. Baltimore (Dec. 29) ... helped preserve the win with third-down sack of Raven passer Elvis Grbac at the two-minute warning of the fourth quarter ... in divisional playoff loss at Philadelphia (Jan. 12), notched 3 tackles, 1 pass deflection, and 1 interception of Eagle quarterback Donovan McNabb on the game's opening series.

2000 (Buccaneers): Received increased playing time from scrimmage in second NFL season ... in 13 games, recorded 30 tackles (20 solos) and five pass deflections ... 20 tackles on special teams ranked third on club ... suffered right ankle

sprain during preseason outing at Miami (Aug. 10) ... inactive for first three weeks of regular season ... **NFL debut vs. N.Y. Jets (Sept. 24)** with one tackle from scrimmage and two stops on kick-coverage units ... came off bench vs. Detroit (Oct. 19) to contribute three tackles from scrimmage ... three stops in 40-13 win vs. Minnesota (Oct. 29) ... contributed to 27-14 win at Atlanta (Nov. 5) with three tackles from scrimmage and three more on special teams ... relieved injured starter John Lynch in fourth quarter of 20-15 win over Green Bay (Nov. 12) ... the next week posted season-best seven stops at Chicago (Nov. 19) ... career-best four special teams tackles in 30-17 win over Buffalo (Nov. 17) ... fine all-round effort in 17-7 win over Dallas (Dec. 3) with 2 pass deflections, 3 special-teams tackles, and 1 recovered fumble on the opening kickoff to set up the Bucs' first score ... finished season with three kick-coverage tackles in wild card playoff loss at Philadelphia (Dec. 31).

❖**1999 (Buccaneers):** Played in 12 games, primarily on special teams ... finished fifth on team with 17 special-teams tackles ... two kick-coverage stops vs. Chicago (Oct. 24) and at Detroit (Oct. 31) ... downed two punts inside the 20-yard

line in 17-10 win over Kansas City (Nov. 14) ... **first career tackle from scrimmage at Oakland (Dec. 19)** ... inactive for divisional playoff win vs. Washington (Jan. 15) but saw action on special teams in NFC title game at St. Louis (Jan. 23).

❖**College/Personal:** Two-year starter at Florida State with 194 total tackles, 7 interceptions, 16 pass deflections, and 2 quarterback sacks ... attended Shanks High School in Quincy, Fla. where he played quarterback and also handled punting and kicking duties ... as prep junior and senior, passed for 2,013 yards and rushed for another 2,893 yards for 55 total touchdowns ... **prep track exploits featured two state championships in the 300-meter intermediate hurdles, two runner-up spots in the 110-meter high hurdles** ... also anchored consecutive 4x400-meter relay teams ... also averaged 16.8 points per game in basketball ... participated on Tampa Bay Buccaneer student advisory board to upgrade local Copeland Park as part of the Tampa mayor's beautification program ... awarded degree from Florida State in human and family science ... daughter Jazmine ... born July 28, 1977 in Quincy. ❖

Dexter Jackson Career Stats

Tackles-QB Sacks

Year	Solo	Assists	Total	QB Sacks
1999*	0	1	1	0
2000*	20	10	30	0
2001*	52	26	78	2.5
2002*	67	19	86	0.0
Totals	139	56	195	2.5

*Tampa Bay

Additional Statistics

*One fumble recovery, 2002.

*Tampa Bay

Games

Games (Starts)—*1999: 12 (0), *2000: 13 (0), *2001: 15 (15), *2002: 16 (16). ***Totals: 56 (31).**

*Tampa Bay

Interceptions

Year	No.	Yards	Average	Long	TD
1999*	0	0	0.0	0	0
2000*	0	0	0.0	0	0
2001*	4	42	10.5	29	0
2002*	3	101	33.7	58	0
Totals	7	143	20.4	58	0

*Tampa Bay

Single-Game Bests

Combined Tackles: *10 three times, most recently vs. New Orleans, Sept. 8, 2002. **Interceptions:** *1 seven times, most recently vs. Atlanta, Dec. 8, 2002. **Passes Defensed:** *2 six times, most recently at Atlanta, Oct. 6, 2002. **QB Sacks:** *2 vs. Baltimore, Dec. 29, 2001.

*Tampa Bay



Dennis Johnson

Defensive End

6-5 269 Second Year

Third Round-b (98th), 2002

College: Kentucky


DOB: December 4, 1979

Hometown: Harrodsburg, Kentucky

96

Pro Career: Declared for the 2002 NFL Draft as a Kentucky underclassman ... selected by Arizona in third round (98th overall) ... played in 13 games, inactive for three mid-season contests ... 20 tackles (13 solos), 1 tackle for loss, and 1 pass defended... also shared a quarterback sack ... *first NFL action in season opener at Washington (Sept. 8)* ... received increased playing time in next three games ... inactive for games five-seven ... returned to action at San Francisco (Oct. 27) and combined with linebacker Ray Thompson to sack 49er passer Jeff Garcia in first quarter for 11-yard loss ... one solo tackle vs. Seattle (Nov. 10) ... two stops at Philadelphia (Nov. 17) ... season-best 4 solo tackles, 6 total stops, and 1 pass deflection at the line of scrimmage at Kansas City (Dec. 1) ... two tackles at St. Louis (Dec. 15) ... 3 solo stops, 1 assist, and 1 tackle for loss in 31 defensive plays vs. San Francisco (Dec. 21) ... concluded rookie season with three tackles in season finale at Denver (Dec. 29).

College/Personal: Three-year starter at Kentucky ... *unusual football career included high school varsity playing time as a second-grader in elementary school* ... blessed with remarkable quickness and leaping ability, he blocked four kicks (three field-goal attempts, one punt) on special teams at Kentucky... action in 34 games (29 starting assignments) ... finished career with 128 tackles, 19 quarterback sacks for -126 yards, and 35 stops for -178 yards ... two-time all-Southeastern Conference pick ... *six-year starter in the defensive line and a five-year regular in the offensive line at Harrodsburg (Ky.) High School* ... *national high school player-of-the-year from Sports Illustrated, the Touchdown Club of Atlanta, and recruiting analyst Tom Lemming* ... *national defensive player-of-the-year from USA Today, The Sporting News, and Parade Magazine* ... *first team all-America by Parade Magazine* ... senior statistics included 150 total tackles, 37 tackles for loss, and 18 quarter-

back sacks ... also punted for a 39.2-yard average ... amazing and unusual prep career ... *played his first high school game when he was in the second grade* ... *also played briefly in third grade before a rule was passed banning elementary students from playing on the high-school level* ... *returned to the high-school field in seventh grade* ... *first eighth-grader in Kentucky history to be named first team all-state, an honor he earned five consecutive years* ... *played eight seasons of high school football* ... during his last six varsity seasons, amassed 521 tackles, 76 sacks, 140 tackles for loss, 42 fumbles caused, 25 fumble recoveries, and 19 blocked kicks ... also had 200 pancake blocks as an offensive lineman ... played five seasons of varsity basketball and won all-district, all-area, and all-region honors three times ... *five-year letterman in track, winning three state championships in the shot put, two state titles in the discus, and one state championship in the triple jump* ... also a one-year regional champ in the high jump and fifth in the state in the long jump ... *in 1996, Dennis and brother Derrick became the first brothers named first team all-state in Kentucky in the same season* ... honor roll student who also was involved with Beta Club, Fellowship of Christian Athletes, and the student council ... kinesiology major ... son of Alvis and Rosetta Johnson ... Alvis played football at Western Kentucky and is now an assistant athletic director at Kentucky ... uncle Butch Cook played football at Mississippi Valley State ... uncle Terry Johnson and cousin Eric Johnson played football at Kentucky State ... brother Derrick, a defensive lineman and teammate at Kentucky, signed with the Cincinnati Bengals as a rookie free agent following the 2002 NFL Draft ... Derrick was released prior to training camp ... both brothers were coached by their father in high school ... born December 4, 1979 in Danville, Kentucky ... resides in Harrodsburg. 

Dennis Johnson Career Stats

Tackles-QB Sacks

Year	Solo	Assists	Total	QB Sacks
2002	13	7	20	0.5
Totals	13	7	20	0.5

Games

Games (Starts)—2002: 13 (13). Totals: 13 (13).

Single-Game Bests

Combined Tackles: 6 at Kansas City, Dec. 1, 2002. Solo Tackles: 4 at Kansas City, Dec. 1, 2002. Quarterback Sacks 0.5 vs. St. Louis, Nov. 3, 2002. Tackles For Loss: 1 vs. San Francisco, Dec. 15, 2002.



Freddie Jones

Tight End

6-4 260 Seventh Year
 Unrestricted Free Agent (Chargers), 2002
 College: North Carolina
 DOB: September 16, 1974
 Hometown: Landover, Maryland

85

❖**Pro Career:** One of Arizona's two major unrestricted free-agent signings during 2002 off-season ... talented free agent inked three-year contract with Cardinals March 18, 2002, the same day the team announced a five-year agreement with coveted former Baltimore Raven cornerback Duane Starks ... since arrival in the league as second-round choice (45th overall) by San Diego in 1997 NFL Draft, Jones has caught 304 passes for 3,289 yards and 17 touchdowns ... prior to 2002 season, Jones made 260 receptions for 2,931 yards and 16 touchdowns ... during that span, only three active tight ends—Kansas City's Tony Gonzales (334), Tennessee's Frank Wycheck (332), and Denver's Shannon Sharpe (299)—caught more passes ... starts in 81 of 91 NFL games ... named second alternate to AFC Pro Bowl squad following 2000 season.

❖**2002 (Cardinals):** Led Cardinals in receiving with 44 receptions (358 yards), the fifth-highest tight-end total in team history ... *first tight end to lead the Cards in receiving since Hall of Famer Jackie Smith's 41 receptions in 1973 ... reception total most by a Cardinal tight end since Smith's 45 catches in 1968* ... opened season at Washington (Sept. 8) with one reception for 10 yards to convert a third-and-six situation in the first quarter ... one catch for 10 yards at Seattle converted key third-and-seven play in fourth-quarter scoring drive in eventual 24-13 victory ... made fine block on running back Thomas Jones' 58-yard third-quarter scoring burst ... five catches for 39 yards against former San Diego (Sept. 22) teammates ... four catches for 11 total yards in

first three quarters vs. N.Y. Giants (Sept. 29), then caught 23-yarder from quarterback Jake Plummer on third-and-six play near midfield in 12-play, 78-yard scoring drive to clinch 21-7 victory ... two receptions for 13 yards in first half at Carolina (Oct. 6), then came through with big play in fourth quarter on third-and-seven down at Carolina 15-yard line on perfectly executed middle screen as he pranced untouched into the end zone for his *first points in a Cardinal uniform* ... five catches for 42 yards at San Francisco (Oct. 27), including 16-yarder to convert a third-and-eight situation in third-quarter scoring drive ... two receptions for 23 yards vs. St. Louis (Nov. 3), highlighted by 15-yarder on opening play of eight-play, 69-yard scoring drive in second quarter ... four catches for 43 yards at Philadelphia (Nov. 17) included a *24-yarder on first play of second half, his longest reception of the season* ... four receptions for 42 yards vs. Detroit (Dec. 8) included a 17-yarder for first-down yardage on second-and-15 down at the Lions' 43-yard line ... Bill Gramatica kicked a 41-yard field goal four plays later to send the game into overtime in eventual 23-20 Arizona win ... concluded season with four catches for 45 yards at Denver (Dec. 29).

❖**2001 (Chargers):** Battled through ankle injury to start nine of 14 appearances ... caught 35 passes for 388 yards and four touchdowns ... opened season with one catch for 16 yards in 30-3 win vs. Washington (Sept. 9) ... five grabs for 51 yards at Dallas (Sept. 23), including an 11-yard scoring grab in 32-21 win ... caught three passes

(Freddie Jones continued on page 114)

(Freddie Jones continued from page 113)

for 56 yards in 27–10 victory over Denver (Oct. 21) ... one-yard touchdown grab in 27–24 win over Buffalo (Oct. 28) ... three catches for 36 yards vs. Kansas City (Nov. 4), including a 20-yard scoring toss from rookie passer Drew Brees, the first of his career ... inactive (ankle) at Oakland (Nov. 18) and vs. Arizona (Nov. 25) ... returned with four receptions for 33 yards at Seattle (Dec. 2) ... among three grabs for 70 yards at Philadelphia (Dec. 9) was season-long 34-yarder ... snared three-yard scoring toss at Kansas City (Dec. 23) ... finished season with five catches for 44 yards vs. Seattle (Dec. 30).

❖**2000 (Chargers):** Led Chargers with career-best 71 receptions for 766 yards (10.8-yard average) and five touchdowns ... 71 catches ranked second among AFC tight ends behind Gonzales (93), 766 yards rated third in conference behind Gonzales (1,203) and Sharpe (810) ... opened season with three catches for 43 yards at Oakland (Sept. 3) ... team-best eight grabs for 82 yards vs. Seattle (Sept. 24) ... seven more snatches for 50 yards at St. Louis (Oct. 1) ... first touchdown of season on 26-yarder vs. Denver (Oct. 8), one of five catches on the day ... after being shut out at Buffalo (Oct. 15), responded with *career-best 10 receptions* for 111 yards and touchdown grabs of eight and 21 yards—the latter with 5:38 left in regulation for a 13–12 Charger advantage—vs. Oakland (Oct. 29), a last-second 15–13 defeat ... season-long 44-yarder at Seattle (Nov. 5) ... second multiple-touchdown game occurred four weeks later with four grabs for 47 yards and scoring plays of 20 and seven yards in 17–10 win vs. Kansas City (Nov. 26) ... seven receptions for 69 yards vs. San Francisco (Dec. 3) ... four receptions for 43 yards at Carolina (Dec. 17) ... concluded impressive season with three catches for 14 yards in season finale vs. Pittsburgh (Dec. 24).

❖**1999 (Chargers):** Ranked second on club in receptions (56) and receiving yards (670) and tied for team lead in touchdown receptions (2) ... *one of two offensive players to start every game for Chargers* ... led club with five receptions for 45 yards vs. Indianapolis (Sept. 26) ... team-best four grabs for 48 yards in 21–14 win over Kansas City (Oct. 3) ... five receptions for 74 yards in 13–10 last-second win over Seattle (Oct. 17) ... career-bests seven receptions for 87 yards vs. Green Bay (Oct. 24) ... hooked up with passer Jim Harbaugh four times for 65 yards vs. Denver (Nov. 7), including a seven-yard scoring toss for first touchdown of the season ... matched previous game yardage total on five grabs and an 11-yard touchdown at Oakland (Nov. 9) ... five more receptions for 81 yards in return match with Raiders, a 23–20 Charger win at home.

❖**1998 (Chargers):** Finished sophomore year second on club with *57 pass receptions, most by a*

Charger tight end since Hall of Famer Kellen Winslow caught 64 in 1986 ... 57 catches ranked fifth among AFC tight ends ... finished season with a flourish, catching 42 passes in final nine games and at least four passes in 10 games overall ... led 13–7 win at Tennessee (Sept. 13) with five receptions for 41 yards ... six receptions for 81 yards in 27–20 victory over Seattle (Oct. 25), then caught five passes in each of the next five games ... five grabs for 36 yards with a 14-yard scoring catch at Denver (Nov. 8) ... translated his reception production into 78 yards and a 25-yard scoring toss to bring San Diego within 37–31 with 4:18 to play in eventual 38–37 victory over Kansas City (Nov. 22) ... among five catches for 53 yards at Washington (Dec. 6) was 23-yard scoring connection from tailback Terrell Fletcher ... concluded stretch of seven consecutive games with at least five receptions with 51 yards on five catches at Seattle (Dec. 13).

❖**1997 (Chargers):** Earned all-rookie notice by *College & Pro Football Weekly* with 41 receptions for 505 yards and two touchdowns in 13 games (eight starts) ... *41 catches most by Chargers' tight end since Winslow's 53 in 1987* ... despite missing final three games of season with stress fracture in left leg, his *41 receptions tied Charlie Jones (1996) for most receptions by a Charger rookie since John Jefferson caught 56 passes in 1978* ... opened season with four catches for 73 yards at New England (Aug. 31), including a spectacular one-handed grab of a Stan Humphries pass on way to 44-yard scoring play ... 21-yard touchdown grab from Jim Everett in 20–6 win at New Orleans (Sept. 7) ... four catches for 53 yards in 25–10 win at Oakland (Oct. 5) ... season-best yardage total with 81 yards on four receptions at Kansas City (Oct. 16), including a 62-yard catch ... three catches for 48 yards at San Francisco (Nov. 23) ... one catch for four yards vs. Denver (Nov. 30) ... diagnosed with stress fracture in left leg and placed on injured reserve Dec. 12 for remainder of season.

❖**College/Personal:** Two-year starter played in all 49 games, including four bowl contests, during impressive career at North Carolina ... concluded Tar Heel career with 67 receptions for 667 yards and six scores ... two-time first-team all-Atlantic Coast Conference pick with 36 receptions for 320 yards and four touchdowns as a senior ... played linebacker, tight end, and fullback at McKinley Tech High School in Washington, D.C. ... 139 tackles and nine sacks on defense, five touchdowns on offense ... in 2001 married Miesha McKelvey, a former track standout at San Diego State University, who was a semi-finalist in 100-meter qualifications for the 2000 Summer Olympics in Sydney, Australia ... awarded degree in political science from North Carolina ... born Sept. 16, 1974 in Cheverly, Maryland. ❖

Freddie Jones Career Stats

Receiving

Year	No.	Yards	Average	Long	TD
1997*	41	505	12.3	62	2
1998*	57	602	10.6	28	3
1999*	56	670	12.0	36	2
2000*	71	766	10.8	44	5
2001*	35	388	11.1	34	4
2002	44	358	8.1	24	1
Totals	304	3,289	10.8	62	17
Cards	44	358	8.1	24	1

*San Diego

Single-Game Bests

Yards Receiving: *111 vs. Oakland., Oct. 29, 2000. **Receptions:** *10 vs. Oakland, Oct. 29, 2000. **Longest Reception:** *62 at Kansas City, Oct. 16, 1997. **TDs Receiving:** *2 vs. Kansas City, Nov. 26, 2000; *vs. Oakland, Oct. 29, 2000. *San Diego

Single-Game Bests (with Cardinals)

Yards Receiving: 45 at Denver, Dec. 29, 2002. **Receptions:** 5 four times in 2002. **Longest Reception:** 24 at Philadelphia, Nov. 17, 2002. **TDs Receiving:** 1 at Carolina, Oct. 6, 2002.

Games

Games (Starts)—*1997: 13 (8), *1998: 16 (16), *1999: 16 (16), *2000: 16 (16), *2001: 14 (9), 2002: 16 (16). **Totals: 91 (81), Cards: 16 (16).** *San Diego

2002 (Cardinals)

Date	Opponent	Receptions	Yards	Average	Long	TD
Sept. 8, 2002	At Washington	1	10	10.0	10	0
Sept. 15, 2002	At Seattle	1	10	10.0	10	0
Sept. 22, 2002	San Diego	5	39	7.8	12	0
Sept. 29, 2002	N.Y. Giants	5	34	6.8	23	0
Oct. 6, 2002	At Carolina	3	28	9.3	15t	1
Oct. 20, 2002	Dallas	2	4	2.0	2	0
Oct. 27, 2002	At San Francisco	5	42	8.4	16	0
Nov. 3, 2002	St. Louis	2	23	11.5	15	0
Nov. 10, 2002	Seattle	0	0	0.0	0	0
Nov. 10, 2002	At Philadelphia	4	43	10.8	24	0
Nov. 10, 2002	Oakland	3	9	3.0	6	0
Dec. 1, 2002	At Kansas City	5	29	5.8	9	0
Dec. 8, 2002	Detroit	4	42	10.5	17	0
Dec. 15, 2002	At St. Louis	0	0	0.0	0	0
Dec. 21, 2002	San Francisco	0	0	0.0	0	0
Dec. 29, 2002	At Denver	4	45	11.3	18	0
Totals		44	358	8.1	24	1

2001 (Chargers)

Date	Opponent	Receptions	Yards	Average	Long	TD
Sept. 9, 2001	Washington	1	16	16.0	16	0
Sept. 23, 2001	At Dallas	5	51	10.2	12	1
Sept. 30, 2001	Cincinnati	0	0	0.0	0	0
Oct. 7, 2001	At Cleveland	3	23	7.7	13	0
Oct. 14, 2001	At New England	2	15	7.5	8	0
Oct. 21, 2001	Denver	3	56	18.7	18	0
Oct. 28, 2001	Buffalo	2	5	2.5	4	1
Nov. 4, 2001	Kansas City	3	36	12.0	20t	1
Nov. 11, 2001	At Denver	0	0	0.0	0	0
Nov. 18, 2001	At Oakland	Inactive (ankle)				
Nov. 25, 2001	Arizona	Inactive (ankle)				
Dec. 2, 2001	At Seattle	4	33	8.3	25	0
Dec. 9, 2001	At Philadelphia	3	70	23.3	34	0
Dec. 15, 2001	Oakland	1	10	10.0	10	0
Dec. 23, 2001	at Kansas City	3	29	9.7	20	1
Dec. 30, 2001	Seattle	5	44	8.8	19	0
Totals		35	388	11.1	34	4

2000 (Chargers)

Date	Opponent	Receptions	Yards	Average	Long	TD
Sept. 3, 2000	At Oakland	5	43	8.6	15	0
Sept. 10, 2000	New Orleans	1	19	19.0	19	0
Sept. 17, 2000	At Kansas City	4	45	9.0	16	0
Sept. 24, 2000	Seattle	8	82	10.3	28	0
Oct. 1, 2000	At St. Louis	7	50	7.1	19	0
Oct. 8, 2000	Denver	5	72	14.0	26t	1
Oct. 15, 2000	At Buffalo	0	0	0.0	0	0
Oct. 29, 2000	Oakland	10	111	11.1	21t	2
Nov. 5, 2000	At Seattle	5	86	17.2	44	0
Nov. 12, 2000	Miami	4	39	9.8	14	0
Nov. 19, 2000	At Denver	3	35	11.7	20	0
Nov. 26, 2000	Kansas City	4	47	11.8	20t	2
Dec. 3, 2000	San Francisco	7	69	9.9	25	0
Dec. 10, 2000	At Baltimore	1	11	11.0	11	0
Dec. 17, 2000	At Carolina	4	43	10.8	20	0
Dec. 24, 2000	Pittsburgh	3	14	4.7	7	0
Totals		71	766	10.8	44	5

(Freddie Jones continued on page 116)

1999 (Chargers)

Date	Opponent	Receptions	Yards	Average	Long	TD
Sept. 19, 1999	At Cincinnati	1	3	3.0	3	0
Sept. 26, 1999	Indianapolis	5	45	9.0	11	0
Oct. 3, 1999	Kansas City	4	48	12.0	18	0
Oct. 10, 1999	At Detroit	2	9	4.5	9	0
Oct. 17, 1999	Seattle	5	74	14.8	20	0
Oct. 24, 1999	Green Bay	7	87	12.4	21	0
Oct. 31, 1999	At Kansas City	4	57	14.3	21	0
Nov. 7, 1999	Denver	4	65	16.3	25	1
Nov. 14, 1999	At Oakland	5	65	13.0	21	1
Nov. 21, 1999	Chicago	4	36	9.0	13	0
Nov. 28, 1999	At Minnesota	1	7	7.0	7	0
Dec. 5, 1999	Cleveland	4	42	10.5	20	0
Dec. 12, 1999	At Seattle	2	30	15.0	17	0
Dec. 19, 1999	At Miami	2	10	5.0	5	0
Dec. 26, 1999	Oakland	5	81	16.2	36	0
Jan. 2, 2000	At Denver	1	11	11.0	11	0
Totals		56	670	12.0	36	2

1998 (Chargers)

Date	Opponent	Receptions	Yards	Average	Long	TD
Sept. 6, 1998	Buffalo	3	19	6.3	10	0
Sept. 13, 1998	At Tennessee	5	41	8.2	16	0
Sept. 20, 1998	At Kansas City	1	4	4.0	4	0
Sept. 27, 1998	N.Y. Giants	3	47	15.7	26	0
Oct. 4, 1998	At Indianapolis	1	16	16.0	16	0
Oct. 11, 1998	At Oakland	1	11	11.0	11	0
Oct. 18, 1998	Philadelphia	1	10	10.0	10	0
Oct. 25, 1998	Seattle	6	81	13.5	24	0
Nov. 8, 1998	At Denver	5	36	7.2	14	1
Nov. 15, 1998	Baltimore	5	33	6.6	12	0
Nov. 22, 1998	Kansas City	5	78	15.6	28	1
Nov. 29, 1998	Denver	5	37	7.4	13	0
Dec. 6, 1998	At Washington	5	53	10.6	23	1
Dec. 13, 1998	At Seattle	5	51	10.2	15	0
Dec. 20, 1998	Oakland	4	59	14.8	24	0
Dec. 27, 1998	At Arizona	2	26	13.0	14	0
Totals		57	602	10.6	28	3

1997 (Chargers)

Date	Opponent	Receptions	Yards	Average	Long	TD
Aug. 31, 1997	At New England	4	73	18.3	44	1
Sept. 7, 1997	At New Orleans	2	17	8.5	21	1
Sept. 14, 1997	Carolina	3	26	8.7	11	0
Sept. 21, 1997	At Seattle	5	60	12.0	20	0
Sept. 28, 1997	Baltimore	1	29	29.0	29	0
Oct. 5, 1997	At Oakland	4	53	13.3	29	0
Oct. 16, 1997	At Kansas City	4	81	20.3	62	0
Oct. 26, 1997	Indianapolis	4	28	7.0	9	0
Nov. 2, 1997	At Cincinnati	5	37	7.4	9	0
Nov. 9, 1997	Seattle	4	38	9.5	21	0
Nov. 16, 1997	Oakland	1	11	11.0	11	0
Nov. 23, 1997	At San Francisco	3	48	16.0	26	0
Nov. 30, 1997	Denver	1	4	4.0	4	0
Dec. 7, 1997	Atlanta	Inactive (leg)				
Dec. 14, 1997	Kansas City	Injured reserve (leg)				
Dec. 21, 1997	At Denver	Injured reserve (leg)				
Totals		41	505	12.3	62	2



Greg Jones

Linebacker

6-4 250 Seventh Year

Free Agent, 2002

College: Colorado

DOB: May 22, 1974

Hometown: Denver, Colorado



❖**Pro Career:** Six-year NFL veteran with Arizona (2002), Chicago (2001) and Washington (1997–2000) ... in 82 NFL games (28 starts), has collected 150 tackles (109 solos), 5 quarterback sacks, 2 fumble recoveries, 1 interception, and 2 pass deflections ... also owns 57 special-teams tackles ... originally selected in second round (51st overall) of 1997 NFL Draft by the Redskins ... started 27 of 63 games at outside linebacker for Washington ... signed with Chicago as free agent in 2001 ... signed by expansion Houston Texans in spring of 2002, released Sept. 1 on final roster reduction.

❖**2002 (Cardinals):** Joined Arizona as free agent Dec. 11, playing in final three games ... valuable late-season addition to bolster injury-depleted roster ... 6 solo tackles, 1 assist, and 2 special-teams tackles ... two tackles from scrimmage and two assisted tackles on special teams in *first action as Cardinal at St. Louis (Dec. 15)* despite just two days of practice after joining the team early that week ... opened game vs. San Francisco (Dec. 21) at outside linebacker, posting one solo tackle in 14 snaps ... three solo tackles and one assist in reserve duty at Denver (Dec. 29).

❖**2001 (Bears):** Signed with Chicago as unrestricted free agent, playing in all 16 games ... led Bears with single-season best 26 tackles on special teams ... four tackles on coverage units at Minnesota (Nov. 25).

❖**2000 (Redskins):** Started four of 16 games with Redskins ... 16 tackles, 1 quarterback sack, and 1 fumble recovery ... four special-teams tackles ... three stops in 20–17 win over Carolina (Sept. 3) ... three more the next week at Detroit (Sept. 10) ... one sack and three stops vs. Philadelphia (Nov. 26) ... finished season with a fumble recovery and three tackles at Pittsburgh (Dec. 16).

❖**1999 (Redskins):** Started 15 of 16 games at outside linebacker and two postseason contests in position vacated by retired all-pro and ex-Cardinal Ken Harvey ... career-best 68 tackles (45 solos), 8 hurries, 1 pass defended, and 0.5 quarterback sack ... opened season with five tackles and two hurries vs. Dallas (Sept. 12) ... six tackles and another hurry the following week in 50–21 win at N.Y.

Giants (Sept. 19) ... season-best seven stops vs. Buffalo (Nov. 7) and vs. Indianapolis (Dec. 19) ... missed season finale vs. Miami (Jan. 2) due to back spasms ... returned to lineup for starts in postseason contests vs. Detroit (Jan. 8) and at Tampa Bay (Jan. 15).

❖**1998 (Redskins):** Played in all 16 games with five starting roles despite battling back problems ... 34 tackles (22 solos), 1 quarterback sack, 1 pressure, 1 pass defended, and 1 interception ... nine special-teams tackles ... first 11 games in reserve role ... sack in season-opener vs. N.Y. Giants (Sept. 1) ... started at Oakland (Nov. 29), registering three tackles and a hurry in 29–19 win ... opened at outside linebacker for remainder of season for injured Harvey ... notched seven stops in 24–20 victory vs. San Diego (Dec. 6) ... helped Redskins to fourth consecutive victory, a 20–16 win over Tampa Bay (Dec. 19), with eight tackles and his *first career interception, a nine-yard pickoff of quarterback Trent Dilfer*.

❖**1997 (Redskins):** Started three of 16 appearances as a rookie with 23 tackles, 3.5 quarterback sacks, 4 hurries, 1 tackle for loss, and 1 fumble recovery plus 16 special-teams tackles ... *first NFL start at Pittsburgh (Sept. 7) ... first career sack vs. Dallas (Oct 13)* in 21–16 Monday night win ... added another sack and forced fumble vs. Baltimore (Oct. 26) ... started the next week vs. Chicago (Nov. 2), recording six tackles and deflecting a pass in 31–8 win ... three tackles and a sack in 38–28 win at Arizona (Dec. 7) ... concluded season with another sack in 35–32 win over Philadelphia (Dec. 21).

❖**College/Personal:** Two-year starter at Colorado ... accumulated 140 tackles, 15.5 quarterback sacks, and 6 forced fumbles his final two seasons for the Buffaloes ... prep all-America at John F. Kennedy High School in Denver, Colo. ... *also earned McDonald's all-America notice in basketball and won the state triple jump title with leap of 47 feet, 8.75 inches* ... owns degree in small business management from Colorado ... wife Valerie ... born May 22, 1974 in Denver. ❖

(Greg Jones continued on page 118)

Greg Jones Career Stats

Tackles-QB Sacks

Year	Solo	Assists	Total	QB Sacks
1997*	21	2	23	3.5
1998*	24	10	34	1.0
1999*	47	21	68	0.5
2000*	9	7	16	0.0
2001**	2	0	2	0.0
2002	6	1	7	0.0
Totals	109	41	150	5.0
Cards	6	1	7	0.0

*Washington **Chicago

Additional Statistics

*One fumble recovery, 1997, 2000; *interception return for nine yards, 1998.

*Washington **Chicago

Single-Game Bests

Combined Tackles: *8 vs. Buffalo, Nov. 7, 1999. **Solo Tackles:** *6 vs. Buffalo, Nov. 7, 1999. **Interceptions:** *1 vs. Tampa Bay, Dec. 19, 1998.

*Washington

Games

Games (Starts)—*1997: 16 (3), *1998: 16 (5), *1999: 15 (15), *2000: 16 (4), **2001: 16 (0), 2002: 3 (1). **Totals: 82 (28), Cards 3 (1).**

*Washington **Chicago



Kevin Kasper

Wide Receiver

6-1 ⚡ **197** ⚡ **Third Year**
Waivers (Seahawks), 2002

College: Iowa

DOB: December 23, 1977

Hometown: Hinsdale, Illinois



⚡ **Pro Career:** Claimed via waivers from Seattle Nov. 22, 2002 ... immediately flew to Arizona, took a physical exam on Saturday, and returned kicks in the Sunday, Nov. 24 contest vs. Oakland without benefit of practicing with the team ... sixth-round draft choice of Denver (190th overall) in 2001 NFL Draft ... played in 10 games as a rookie (four starts), catching eight passes for 84 yards and returning 14 kickoffs for 26.6-yard average ... spent first eight weeks of 2002 with Broncos ... played in four games, inactive for four others ... returned 15 kickoffs for 26.2-yard average ... claimed via waivers by Seattle on Oct. 30 and played in three contests with seven kickoff returns for 22.3-yard average before joining Arizona.

⚡ **2002 (Cardinals, Seahawks, Broncos):** Claimed via waivers from Seattle on Friday, Nov. 22, passed his physical the next day, and was in uniform vs. Oakland on Sunday, Nov. 24 ... played in six games for Cardinals, starting the final four ... caught 15 passes for 180 yards (12-yard average) with three touchdowns and returned 32 kickoffs for 722 yards (24.4-yard average) ... completed a whirlwind welcoming weekend vs. Raiders (Nov. 24) with six kickoff returns for 132

yards less than 48 hours after being claimed off waivers ... also stamped his mark on coverage units with three assists ... another busy game at Kansas City (Dec. 1) with six kickoff returns for 120 yards, including 36-yarder in third quarter ... despite playing in just his third game with Cardinals, started at wide receiver vs. Detroit (Dec. 8) and caught three passes for 49 yards, including a diving 23-yarder on third-and-seven down from midfield to the Lion 28-yard line as Cards kicked game-winning field goal three plays later in 23-20 overtime win ... also converted a third-and-nine play in second quarter with 19-yard grab in addition to four kickoff returns for 80 yards ... second start produced team-high four receptions for 54 yards at St. Louis (Dec. 15), including 18-yarder to convert a third-and-five situation in third-quarter scoring drive ... returned seven kickoffs for 23.4-yard average, highlighted by season-long 40-yarder in first quarter as a Cardinal ... **caught first two pro touchdown passes**, four receptions overall, and returned a pair of kickoffs for 55 yards vs. San Francisco (Dec. 21) ... first scoring catch was four-yarder from quarterback Jake Plummer in second quarter to tie

game at 7-7 on drive he kept alive with 15-yard grab on third-and-eight situation ... later added six-yard scoring grab in fourth quarter to bring Cards within 17-14 with just over four minutes remaining ... added 34-yard kickoff return in first quarter and 10 yards on two rushing attempts ... started season finale at Denver (Dec. 29) against former Bronco teammates and accounted for 215 yards with seven kickoff returns for 171 yards (24.4-yard average) and four pass receptions for 44 yards and a score ... snagged one-yard scoring strike from Plummer on third-and-goal near end of first half to cut deficit to 9-7 at halftime, and added second-longest kickoff return as Cardinal with 38-yard return in third quarter ... prior to joining Cardinals, earned spot on Denver's roster but was inactive for first two games of season with rib injury ... first action of season Sept. 22 vs. Buffalo with three kickoff returns for 84 yards, including a long of 41 yards ... inactive the following week ... returned to action with four kickoff returns for 130 yards vs. Miami (Oct. 13), good for a 32.5-yard average and long of 56 yards ... gained 179 yards on eight returns the next week at Kansas City (Oct. 20) ... inactive at New England (Oct. 27) ... claimed off waivers by Seattle Oct. 30 ... **first action as Seahawk Nov. 3 vs. Washington** with one kickoff return for 29 yards ... two returns for 52 yards at Arizona (Nov. 10) ... five more returns for 104 yards vs. Denver (Nov. 17).

➤**2001 (Broncos):** Played in 10 games with four starting assignments ... concluded rookie season with eight pass receptions for 84 yards (10.5-yard average) ... made mark on kickoff-

return team with impressive 26.6-yard average on 14 returns for 372 yards ... returned a kickoff 29 yards and posted three special-teams tackles in **first NFL action vs. N.Y. Giants (Sept. 10)** ... 97-yard kickoff return for a touchdown vs. Arizona (Sept. 23) called back due to penalty, but responded with two returns for 26.5-yard average ... averaged 33 yards on five kickoffs (165 yards) vs. Baltimore (Sept. 30) and **caught first NFL pass** for 17 yards ... suffered sprained right ankle in first quarter at Kansas City (Oct. 7) ... spent next six weeks on inactive list recuperating ... **first NFL start at Miami (Dec. 2)** ... caught two passes vs. Seattle (Dec. 9) and gained 27 yards on double reverse in first rushing attempt ... two catches for 30 yards at Kansas City (Dec. 16) ... one pass reception for seven yards and two kickoff returns for 44 yards vs. Oakland (Dec. 30).

➤**College/Personal:** Former walk-on rose to first team all-Big Ten Conference honors at Iowa ... also two-time academic all-conference selection ... in 44 games (21 starts) for the Hawkeyes became the **school's all-time receptions leader with 157 catches** and finished fourth in career receiving yardage with 1,974 yards ... **82 receptions as a senior set Iowa single-season record and led Big Ten Conference** ... 1,010 yards in 1999 ranked second in school history ... football, wrestling, and track standout at Hinsdale (Ill.) South High School ... college teammate of Arizona linebacker LeVar Woods ... owns degree in marketing from Iowa ... newlywed married the former Lisa Cleppe during the past off-season ... born Dec. 23, 1977 in Hinsdale. 📌

Kevin Kasper Career Stats

Receiving

Year	No.	Yards	Average	Long	TD
2001*	8	84	10.5	21	0
2002**	15	180	12.0	24	3
Totals	23	264	11.5	24	3
Cards	15	180	12.0	24	3

*Denver **Denver/Seattle/Arizona

Kickoff Returns

Year	No.	Yards	Average	Long	TD
2001*	14	372	26.6	37	0
2002**	55	1,300	23.6	56	0
Totals	69	1,672	24.2	56	0
Cards	32	722	22.6	40	0

*Denver **Denver/Seattle/Arizona

Single-Game Bests

Receptions: ***4, at St. Louis, Dec. 15, 2002; vs. San Francisco, Dec. 22, 2002; at Denver, Dec. 29, 2002. **Receiving Yards:** ***54 at St. Louis, Dec. 15, 2002. **Longest Reception:** ***24 at St. Louis, Dec. 15, 2002. **Touchdowns Receiving:** ***2 vs. San Francisco, Dec. 22, 2002. **Kickoff Returns:** ***7, at St. Louis, Dec. 15, 2002; at Denver, Dec. 29, 2002. **Kickoff Return Yards:** ***171 at Denver, Dec. 29, 2002. **Longest Kickoff Return:** *56, vs. Miami, Oct. 13, 2002.

*Denver **Seattle ***Arizona

Additional Statistics

***Three rushing attempts for 19 yards, 2002; *1 rushing attempt for 27 yards, 2001

*Denver **Seattle ***Arizona

Games

Games (Starts): *2001: Denver 10 (4), 2002: Denver 4 (0), Seattle 3 (0), Arizona 6 (4). **Totals: 23 (8), Cards: 6 (4).**

*Denver

2002 (Broncos, Seahawks, Cardinals)

2002 (Broncos, Seahawks, Cardinals)											
Date	Opponent	Receiving					Kickoff Returns				
		Rec.	Yards	Avg.	Long	TD	Ret.	Yards	Avg.	Long	TD
Denver											
Sept. 8, 2002	St. Louis	Inactive (ribs)									
Sept. 15, 2002	At San Francisco	Inactive (ribs)									
Sept. 22, 2002	Buffalo	0	0	0.0	0	0	3	84	28.0	41	0
Sept. 30, 2002	At Baltimore	Inactive									
Oct. 6, 2002	San Diego	0	0	0.0	0	0	0	0	0.0	0	0
Oct. 13, 2002	Miami	0	0	0.0	0	0	4	130	32.5	56	0
Oct. 20, 2002	At Kansas City	0	0	0.0	0	0	8	179	22.4	31	0
Oct. 27, 2002	At New England	Inactive									
Seattle											
Nov. 3, 2002	Washington	0	0	0.0	0	0	1	29	29.0	29	0
Nov. 10, 2002	At Arizona	0	0	0.0	0	0	2	52	26.0	34	0
Nov. 17, 2002	Denver	0	0	0.0	0	0	5	104	20.8	23	0
Arizona											
Nov. 24, 2002	Oakland	0	0	0.0	0	0	6	132	22.0	35	0
Dec. 1, 2002	At Kansas City	0	0	0.0	0	0	6	120	20.0	36	0
Dec. 8, 2002	Detroit	3	49	16.3	23	0	4	80	20.0	22	0
Dec. 15, 2002	At St. Louis	4	54	13.5	24	0	7	164	23.4	40	0
Dec. 21, 2002	San Francisco	4	33	8.3	15	2	2	55	27.5	34	0
Dec. 29, 2002	At Denver	4	44	11.0	22	1	7	171	24.5	38	0
Totals		15	180	12.0	24	3	55	1,300	23.6	56	0
Cards		15	180	12.0	24	3	32	722	22.6	40	0

2001 (Broncos)

Date	Opponent	Receiving					Kickoff Returns				
		Rec.	Yards	Avg.	Long	TD	Ret.	Yards	Avg.	Long	TD
Sept. 10, 2001	N.Y. Giants	0	0	0.0	0	0	1	29	29.0	29	0
Sept. 23, 2001	At Arizona	0	0	0.0	0	0	2	53	26.5	29	0
Sept. 30, 2001	Baltimore	1	17	17.0	17	0	5	165	33.0	27	0
Oct. 7, 2001	Kansas City	0	0	0.0	0	0	1	18	18.0	18	0
Oct. 14, 2001	At Seattle	Inactive (ankle)									
Oct. 21, 2001	At San Diego	Inactive (ankle)									
Oct. 28, 2001	New England	Inactive (ankle)									
Nov. 5, 2001	At Oakland	Inactive (ankle)									
Nov. 11, 2001	San Diego	Inactive (ankle)									
Nov. 18, 2001	Washington	Inactive (ankle)									
Nov. 22, 2001	At Dallas	0	0	0.0	0	0	0	0	0.0	0	0
Dec. 2, 2001	At Miami	0	0	0.0	0	0	0	0	0.0	0	0
Dec. 9, 2001	Seattle	2	15	7.5	11	0	0	0	0.0	0	0
Dec. 16, 2001	At Kansas City	2	30	15.0	21	0	0	0	0.0	0	0
Dec. 30, 2001	Oakland	2	15	7.5	12	0	3	63	21.0	24	0
Jan. 6, 2002	At Indianapolis	1	7	7.0	7	0	2	44	22.0	24	0
Totals		8	84	10.5	21	0	14	372	26.6	37	0

Pete Kendall

Guard

6-5 279 Eighth Year
 Unrestricted Free Agent (Seahawks), 2001
 College: Boston College
 DOB: July 9, 1973
 Hometown: Weymouth, Massachusetts

66

Pro Career: One of NFL's most coveted free agents during 2001 off-season signed with Arizona March 12, 2001 ... high-character iron-man throughout NFL career ... *started 74 of 75*

games with Seattle, including his last 73 consecutive contests ... battled through injuries in two seasons as a Cardinal with 23 starts in as many appearances ... former 1996 first-round draft

choice (21st overall) by Seahawks from Boston College where he played for former Arizona offensive line coach George Warhop (currently with Dallas Cowboys) as junior and senior.

❖**2002 (Cardinals):** Rebounded from off-season foot surgery to start first 12 games at left guard before succumbing to knee sprain ... suffered sprained left knee in second quarter at Kansas City (Dec. 1) and did not return ... did not play vs. Detroit (Dec. 8) ... inactive next two games ... placed on injured reserve Dec. 27.

❖**2001 (Cardinals):** Started first 11 games at left guard ... suffered foot sprain at Oakland (Dec. 2) ... *inactive vs. Washington (Dec. 9) to end string of 84 consecutive starts* ... spent two more games on inactive list, then placed on injured reserve Dec. 26 ... injury diagnosed as LisFranc ligament sprain ... surgery to insert four screws in left foot performed by Dr. William Hamilton Jan. 18, 2002 ... procedure involved placing a screw in his left foot to stabilize the tarsal/metatarsal joint to allow the LisFranc ligament to heal.

❖**2000 (Seahawks):** *Ran consecutive starting streak to 73 games at left guard* ... highlight of season at Denver (Dec. 10) as offensive line did not allow a sack in consecutive games for the first time in 324 contests ... only missed playing time due to stinger in first quarter at Carolina (Oct. 8) and fourth-quarter concussion at Oakland (Oct. 22).

❖**1999 (Seahawks):** Started all 16 regular-season games and one playoff contest vs. Miami (Jan. 9) ... named second team all-pro by *Football Digest* ... anchored offensive line that enabled quarterback Jon Kitna to rank fourth in AFC with 3,346 passing yards ... Seattle's 25 touchdown passes ranked second to Indianapolis in the conference.

❖**1998 (Seahawks):** Started 16 games at left guard and also saw spot action at center ... helped Seattle explode for 406 yards in total offense in 38-0 win at Philadelphia (Sept. 6) in season-opener ... played over three quarters at center vs.

Oakland (Nov. 1) after starter Kevin Glover left in the first quarter with a back injury ... also played center for one series vs. N.Y. Jets (Nov. 29).

❖**1997 (Seahawks):** Missed just five of 1,042 plays on offense as starting left guard ... missed one play vs. San Diego (Sept. 21) and four at Baltimore (Dec. 7) ... *member of offensive line that helped club establish franchise records for total yards (5,759) and passing yards (4,187)* ... Seahawks finished season ranked third in total offense in the NFL.

❖**1996 (Seahawks):** *Second Seattle rookie to start season-opener at guard since Edwin Bailey in 1981* ... started 11 of 12 games ... missed four contests with knee injury ... returned to action in reserve role at Kansas City (Oct. 17) ... finished season as starter.

❖**College/Personal:** Four-year starter at Boston College and two-time all-Big East Conference selection as junior and senior ... started at right guard as freshman and concluded career at left tackle ... awarded degree in marketing from Boston College in 1995 ... *consensus prep all-America and New England player-of-the-year at Archbishop Williams High School in Braintree, Mass. ... also all-scholastic pick and one of 11 players to earn National Football Foundation and Hall of Fame scholar-athlete award recognition* ... all-Catholic league honors as first baseman in baseball ... father, Pete, played football at Rhode Island and is a retired member of the Quincy, Massachusetts police department ... part of Seattle offensive line that contributed over \$40,000 in 1997 through its "Building Blocks for Kids" program to build a pediatrics playroom at Kirkland (Wash.) Evergreen Hospital ... hosted radio show on a Seattle all-sports station as a Seahawk ... wife Michelle, sons Peter and Andrew, daughter Madison ... the family resides in Marshfield, Massachusetts. ♣

Pete Kendall Career Stats

Games

Games (Starts)—*1996: 12 (11), *1997: 16 (16), *1998: 16 (16), *1999: 16 (16), *2000: 16 (16), 2001: 11 (11), 2002: 12 (12). Totals: 99 (99), Cards: 23 (23).

*Seattle

Justin Lucas

Safety

5-10 211 Fifth Year

Free Agent, 1999

College: Abilene Christian

DOB: July 15, 1976

Hometown: Victoria, Texas

41

✦**Pro Career:** Versatile performer with nose for the football ... in four seasons, owns 118 tackles and two interceptions in 45 games (eight starts) ... also scored two touchdowns on interception returns, both in 2002 ... played primarily on special teams as a rookie, extensive action from scrimmage in 2000, started four games at strong safety in 2001, then four more last year.

✦**2002:** Achieved single-season personal bests with 50 tackles (29 solos), 5 pass deflections, 2 interceptions, and 1 fumble recovery while adding seven special-teams tackles in 16 games (four starts) ... *authored Cardinals' only two defensive touchdowns of the season—a 38-yard interception return vs. N.Y. Giants (Sept. 29), and a 35-yard return of a lateral from intercepting teammate David Barrett vs. St. Louis (Nov. 3)* ... also two fumble recoveries on special teams ... started season-opener at Washington (Sept. 8) at strong safety in place of injured Adrian Wilson (shoulder) and played much of the time as an eighth defender near the line of scrimmage in effort to combat Redskins' running game ... finished contest with eight tackles and a pass deflection ... added three tackles and pass deflection in reserve duty in 24-13 win at Seattle (Sept. 15) ... three solo tackles and intercepted quarterback Drew Brees on third down midway through fourth quarter vs. San Diego (Sept. 22) ... dramatically turned momentum near end of first half vs. N.Y. Giants (Sept. 29) when he jumped an out-route on Kerry Collins pass attempt to Tiki Barber with 14 seconds left, returning the interception 38 yards down the sideline for his first touchdown in 21-7 win ... it marked his second consecutive game with an interception ... added 3 tackles, 1 pass deflection, and 1 stop on special teams ... five tackles at San Francisco (Oct. 27) ... brought Cards to within 17-14 early in fourth quarter vs. St. Louis (Nov. 3) when he took a lateral from Barrett, who intercepted a Marc Bulger pass, and cruised 35 yards into the end zone ... four tackles at Philadelphia (Nov. 17) ... two special-teams tackles vs. Oakland (Nov. 24) ... two tackles from scrimmage and fumble recovery on special teams at Kansas City (Dec. 1) when he recovered a

loose ball from Chief returner Dante Hall in third quarter ... four tackles from scrimmage and a tackle and recovery of fumbled punt return to set up Cards' score near end of first half in 23-20 overtime win over Detroit (Dec. 8) ... had a hand in both Cardinal turnovers vs. San Francisco (Dec. 21) ... fumble recovery on 49er Fred Beasley plunge on fourth-and-one down at Cardinal 17-yard line in third quarter to squelch 49er scoring threat ... later in the fourth quarter, tipped a Jeff Garcia pass that teammate Renaldo Hill intercepted with just over seven minutes left ... the Cards scored with the possession to climb within 17-14 ... concluded season in starting role at Denver (Dec. 29) in place of strong safety Wilson (flu) and posted seven combined tackles.

✦**2001:** In 13 games (four starts), registered 42 tackles (25 solo), 2 tackles for loss, and 2 pass deflections ... also led team with 60 blocks on special teams and added seven tackles on kick-coverage units ... missed three mid-season games with sprained ankle ... responded to extended playing time at Philadelphia (Oct. 7) after loss of starting strong safety Pat Tillman (ankle), registering 5 tackles from scrimmage, 2 special-teams tackles, and 7 blocks on kick-coverage units in 21-20 win ... *in first NFL start at Chicago (Oct. 14)* for Tillman (ankle), collected 6 solo tackles, 3 assists, and 1 tackle for loss at strong safety ... followed vs. Kansas City (Oct. 21) with 3 solo tackles, 3 assists, and 1 batted pass in 24-16 win ... started vs. Philadelphia (Nov. 4), registering one tackle for loss on opening series and two tackles on special teams ... forced from game with ankle sprain after only five plays from scrimmage ... inactive next three games ... extensive playing time at Carolina (Dec. 30) resulted in 6 solo tackles, 1 assist, and 1 pass defended in 56 defensive snaps along with two tackles on special teams in 30-7 win.

✦**2000:** Appeared in all 16 games, registering 10 solo tackles, 15 assists, and 2 pass deflections ... special-teams standout ranked second on club with 63 "blocks" and added five tackles on kick-return units ... two solo tackles from scrimmage and four

blocks on special teams in season-opener at N.Y. Giants (Sept. 3) ... four assisted tackles vs. Green Bay (Sept. 24) ... one assisted stop from scrimmage and two tackles on kickoff coverage at San Francisco (Oct. 1) ... two tackles from scrimmage in 16-15 win over Washington (Nov. 5) ... three tackles with a pass deflection as "dime" defensive back at Philadelphia (Nov. 19) ... season-best seven blocks on kick-return units at Jacksonville (Dec. 10) ... active game in season finale at Washington (Dec. 24) with one tackle and three assists from scrimmage, six blocks on special teams.

❖**1999:** Spent all but two games on the practice squad ... **first NFL action vs. Washington (Oct. 17)** resulted in one solo tackle on special teams ... also appeared in season finale at Green Bay (Jan. 2).

❖**College/Personal:** Two-year starter at Abilene Christian with career total of 113 tackles, 11 passes defended, 2 interceptions, and 3 fumble recoveries, returning one for a touchdown ... also competed in track as a decathlete ... **transferred to Abilene Christian from Texas A&M** where he was recruited as a wide receiver ... three-year letterman at Stroman High School in Victoria, Texas ... in two varsity prep seasons, caught 82 passes for 1,257 yards and eight touchdowns ... ranked as one of the top high school decathletes in Texas ... earned bachelor's degree from Abilene Christian in industrial technology in May, 1999 ... cum laude with a 3.46 grade-point average ... born July 15, 1976 in Victoria. 🇺🇸

Justin Lucas Career Stats

Tackles-QB Sacks

Year	Solo	Assists	Total	QB Sacks
1999	0	0	0	0
2000	10	15	25	0
2001	25	17	43	0
2002	29	21	50	0
Totals	64	52	118	0

Additional Statistics

Two fumble recoveries on special teams, 2002.

Games

Games (Starts)—1999: 2 (0), 2000: 16 (0), 2001: 13 (4), 2002: 16 (4).
Totals: 47 (8).

Interceptions

Year	No.	Yards	Average	Long	TD
1999	0	0	0.0	0	0
2000	0	0	0.0	0	0
2001	0	0	0.0	0	0
2002	2	80	40.0	38t	2
Totals	2	80	40.0	38t	2

Single-Game Bests

Combined Tackles: 9 at Chicago, Oct. 14, 2001. **Solo Tackles:** 6 at Carolina, Dec. 30, 2001; at Chicago, Oct. 14, 2001. **Interceptions:** 1 vs. San Diego, Sept. 22, 2002; vs. N.Y. Giants, Sept. 29, 2002. **Passes Defended:** 1 nine times, most recently vs. San Francisco, Dec. 21, 2002..



Jason McAddley

Wide Receiver

6-2 ❖ 200 ❖ Second Year

Fifth Round (149th), 2002

College: Alabama

DOB: July 28, 1979

Hometown: Oak Ridge, Tennessee



❖**Pro Career:** Arizona's fifth-round selection (149th overall) in 2002 NFL Draft made rapid progress under tutelage of Jerry Sullivan, his position coach last year, now the club's offensive coordinator ... benefactor of Cards' rash of injuries to wide receivers (David Boston, MarTay Jenkins, Bryan Gilmore) last season within a two-week mid-season span ... **spent first seven weeks of rookie season on "inactive" list, the final eight as a starter** ... overall in nine games, caught 25 passes for 362 yards (14.5-yard average) with one touchdown and returned two kickoffs for 45 yards

... **first NFL game action vs. St. Louis (Nov. 3)** after Jenkins left game in first quarter with fractured scapula ... two receptions for 30 yards and a pair of kickoff returns for 20 and 25 yards ... first reception was five-yarder from quarterback Jake Plummer in third quarter, the second a leaping 25-yard grab to convert a third-and-20 down on final play of third period ... the following week, made **first NFL start vs. Seattle (Nov. 10)** and splashed with five receptions for 113 yards ... **113 yards marked the first 100-yard receiving game by a**

(Jason McAddley continued on page 124)

(Jason McAddley continued from page 123)

Cardinal rookie since David Boston collected 101 yards on eight receptions vs. N.Y. Giants Oct. 10, 1999 ... opened game in grand style when Plummer handed the ball to running back Thomas Jones, who lateralled back to Plummer, who threw to McAddley deep down the middle for a 42-yard gain to the Seattle 29-yard line to set up a 40-yard field goal ... also caught 14-yarder on first play of following Cardinal possession late in first quarter and added 23-yard grab to convert a third-and-six play in second period ... made another third-down conversion on third-and-five play in third quarter with 20-yard reception, then finished with 14-yard catch in final period ... provided encore the next week at Philadelphia (Nov. 17) with his first NFL touchdown reception, a diving, outstretched, fingertip grab in the end zone for a 12-yard touchdown in spite of an illegal contact call on the Eagle defender ... left game prematurely, however, when he suffered a bruised bicep muscle on the final play of the first half, playing only sparingly in the second half ... two receptions for 20 yards vs. Oakland (Nov. 24) ... two catches for 32 yards at Kansas City (Dec. 1), one a 26-yarder from rookie relief passer Josh McCown ... matched season-best five receptions (48 yards) in 23-20 overtime win over Detroit (Dec. 8), including a 19-yarder in the third-quarter scoring drive, and induced two pass interference calls, one in overtime drive, that eventually produced the winning points ... three

catches for 57 yards at St. Louis (Dec. 15) included 22-yarder in third quarter to open a six-play, 55-yard scoring drive that cut the Rams' lead to 24-21 ... concluded outstanding rookie season with three receptions for 38 yards at Denver (Dec. 29), highlighted by a 19-yarder on third-and-eight down in second-quarter scoring drive.

College/Personal: Three-year starter at Alabama also excelled on the Crimson Tide track team ... in 45 games, caught 71 passes for 1,020 yards (14.4-yard average) and eight touchdowns ... caught 41 passes for 867 yards and 12 touchdowns to lead Oak Ridge (Tenn.) High School to a 13-2 record as a senior ... member of the two-time Tennessee state championship 4x100-meter relay team ... placed third in the 300-meter hurdles and sixth in the decathlon at the state finals as a junior ... lettered as a junior and senior on the Tide's track team, performing in the relays and hurdles ... during the 2001 track season, performed in the 110-meter hurdles (14.13 seconds), 4x100-meter relay team (40.75), and 4x110-meter shuttle-relay squad (56.42) ... in 2000, a member of the 4x100-meter relay team that clocked a time of 39.56 seconds ... also competed in the 4x110-meter shuttle relays (56.96) and the 100-meter hurdles (14.03) ... sports and fitness management major at 'Bama ... caught the eye of Cardinal coaching staff that coached his South squad in the 2002 Senior Bowl in Mobile, Alabama ... born July 28, 1979 ... resides in Oak Ridge. **L**

Jason McAddley Career Stats

Receiving

Year	No.	Yards	Average	Long	TD
2002	25	362	14.5	42	1
Totals	25	362	14.5	42	1

Additional Statistics

Two kickoff returns for 45 yards, 2002.

Single-Game Bests

Yards Receiving: 113 vs. Seattle, Nov. 10, 2002. **Receptions:** 5 vs. Seattle, Nov. 10, 2002; vs. Detroit, Dec. 8, 2002. **Longest Reception:** 42 vs. Seattle, Nov. 10, 2002. **TDs Receiving:** 1 at Philadelphia, Nov., 17.

Games

Games (Starts)—2002: 9 (8). **Totals:** 9 (8).

2002

Date	Opponent	Receptions	Yards	Average	Long	TD
Sept. 8, 2002	At Washington	Inactive				
Sept. 15, 2002	At Seattle	Inactive				
Sept. 22, 2002	San Diego	Inactive				
Sept. 29, 2002	N.Y. Giants	Inactive				
Oct. 6, 2002	At Carolina	Inactive				
Oct. 20, 2002	Dallas	Inactive				
Oct. 27, 2002	At San Francisco	Inactive				
Nov. 3, 2002	St. Louis	2	30	15.0	25	0
Nov. 10, 2002	Seattle	5	113	22.6	42	0
Nov. 10, 2002	At Philadelphia	1	12	12.0	12	1
Nov. 10, 2002	Oakland	2	20	10.0	11	0
Dec. 1, 2002	At Kansas City	2	32	16.0	26	0
Dec. 8, 2002	Detroit	5	48	9.6	19	0
Dec. 15, 2002	At St. Louis	3	57	19.0	22	0
Dec. 21, 2002	San Francisco	2	12	6.0	9	0
Dec. 29, 2002	At Denver	3	38	12.7	19	0
Totals		25	362	14.5	42	1



Josh McCown

Quarterback

6-4 212 Second Year

Third Round-a (81st), 2002

College: San Houston State

DOB: July 4, 1979

Hometown: Jacksonville, Texas



Pro Career: Chosen by Arizona in third round (81st overall) of 2002 NFL Draft ... earned back-up role to ensconced starter Jake Plummer during rookie training camp ... played in just two games, inactive for 14, as Plummer started all 16 contests ... completed seven of 18 pass attempts for 66 yards (38.8 percent) with two interceptions ... also sacked five times for 50 yards ... one rush of 20 yards ... did not play in first 11 contests as Plummer took every snap from center ... facing a 42-0 deficit, came off bench at Kansas City (Dec. 1) with 3:43 to play in third quarter and completed four of 12 passes for 45 yards, was sacked three times, and threw one interception in four series ... did not play in next three contests ... with Broncos leading 30-7 with 7:35 left in season finale at Denver (Dec. 29), relieved Plummer and completed his first pass for eight yards to tight end Freddie Jones, then two plays later scrambled 20 yards for a first down ... sacked for 10-yard loss on first down, then lost a fumble on another sack two plays later as Broncos converted the turnover into a score and a 37-7 advantage ... connected on first two passes on ensuing possession but finished game with interception at Denver 31-yard line with just over two minutes left ... in preseason play, completed 18 of 42 passes for 210 yards with

two interceptions ... also sacked eight times and gained 14 yards on six rushing attempts.

College/Personal: Finished college career at Sam Houston State after three years at Southern Methodist (S.M.U.) ... left S.M.U. program to showcase his passing ability ... threw for 4,022 yards and 24 touchdowns during three-year career at S.M.U. ... surpassed that touchdown total (32 touchdowns) in one season at Sam Houston State ... for his college career, completed 599 of 1,093 passes (54.8 percent) for 7,503 yards and 56 touchdowns ... 3,481 yards at Sam Houston State rank eighth on the Bearkats' career list ... one of 16 players considered for the Walter Payton Award as a senior, given to the top performer in the NCAA Division I-AA ranks ... District 17 4A offensive player-of-the-year, East Texas player-of-the-year, and honorable mention all-Texas pick as a senior at Jacksonville (Texas) High School ... all-district second-team choice as a shooting guard in basketball ... history major ... brother, Randy, was a quarterback at Texas A&M ... younger brother Luke, a senior at Louisiana Tech, considered one of the top college quarterbacks entering the 2003 season ... member of the Fellowship of Christian Athletes ... born July 4, 1979 in Jacksonville. ✦

Josh McCown Career Stats

Passing

Year	Att.	Comp.	Yards	Pct.	Avg./Att.	TD	Interceptions	Long	Tackled/Lost	Rating
2002	18	7	66	38.9	3.67	0	2	26	5/50	10.2
Totals	18	7	66	38.9	3.67	0	2	26	5/50	10.2

Rushing

Year	No.	Yards	Average	Long	TD
2002	2	20	20.0	20	0
Games	2	20	20.0	20	0

Games

Games (Starts)—2002: 2 (0). Totals: 2 (0).

Single-Game Bests

Pass Attempts: 12 at Kansas City, Dec. 15, 2002. Pass Completions: 4 at Kansas City, Dec. 15, 2002. Yards Passing: 45 at Kansas City, Dec. 15, 2002. Longest Completion: 26 yards at Kansas City, Dec. 15, 2002. TDs Passing: None. Completion Pct: 50 percent at Denver, Dec. 29, 2002 (3-6). Yards Rushing: 20 at Denver, Dec. 29, 2002. Rushing Attempts: 1 at Denver, Dec. 29, 2002. Longest Rush: 20 at Denver, Dec. 29, 2002. TDs Rushing: None.

(Josh McCown continued on page 126)

2002

Date	Opponent	Att.	Comp.	Yards	Pct.	TD	Int.	Sacked/Yards Lost	W/L
Sept. 8, 2002	At Washington	Did not play							
Sept. 15, 2002	At Seattle	Did not play							
Sept. 22, 2002	San Diego	Did not play							
Sept. 29, 2002	N.Y. Giants	Did not play							
Oct. 6, 2002	At Carolina	Did not play							
Oct. 20, 2002	Dallas	Did not play							
Oct. 27, 2002	At San Francisco	Did not play							
Nov. 3, 2002	St. Louis	Did not play							
Nov. 10, 2002	Seattle	Did not play							
Nov. 10, 2002	At Philadelphia	Did not play							
Nov. 10, 2002	Oakland	Did not play							
Dec. 1, 2002	At Kansas City	12	4	45	33.3	0	1	3/27	*L
Dec. 8, 2002	Detroit	Did not play							
Dec. 15, 2002	At St. Louis	Did not play							
Dec. 21, 2002	San Francisco	Did not play							
Dec. 29, 2002	At Denver	6	3	21	50.0	0	1	2/23	*L
Totals		18	7	66	39.9	0	2	5/50	

*Non-starter



Ronald McKinnon

Middle Linebacker

6-0 245 Eighth Year

Free Agent, 1996

College: North Alabama

DOB: September 20, 1973

Hometown: Elba, Alabama

57

➤ **Pro Career:** Unheralded free agent from North Alabama (NCAA Division II) has emerged as a playmaker and leader of the Cardinal defense ... in 109 NFL games (93 starts), owns 1,056 tackles (560 solo), 10 quarterback sacks, 6 fumble recoveries, and 10 interceptions ... *in 1999, became first Cardinal to crack the 200-total tackle plateau with 223 stops, in 2000 the first to hit 200 tackles in consecutive seasons with 208 total tackles* ... size and intensity remindful of former NFL standouts Sam Mills and Nick Buoniconti ... entrenched as starting middle linebacker in 1998 after assuming the position early in 1997 following incumbent Eric Hill's broken ankle in the season-opener at Cincinnati (Aug. 31) ... unique talent and versatility overcame Hill's free-agency departure to the St. Louis Rams after the 1997 season ... led Arizona with 145 combined tackles in 1997, his first season as a starter ... answered with 127 tackles and five interceptions in '98 despite missing three games with a knee sprain ... *three interceptions vs. Chicago (Oct. 11, 1998) is team single-game record for a linebacker and an NFL linebacker first since Minnesota Viking (and first-year Jacksonville Jaguars' head coach) Jack Del*

Rio intercepted three passes against Detroit (Dec. 5, 1993) ... prior to Del Rio, the previous NFL linebacker to intercept three passes in one game was Miami's Larry Gordon vs. Oakland (Dec. 10, 1978) ... named NFC defensive player-of-the-week for the accomplishment ... five 1998 interceptions tied for league lead among linebackers and equalled Card record for linebackers held by E.J. Junior (1985) and Leo Sanford (1956).

➤ **2002:** Started all 16 games and led club in tackles for fourth consecutive season ... 150 tackles (85 solos), 7 quarterback hurries, 4 tackles for loss, and 3 pass deflections ... *also appeared in 100th NFL game (vs. Dallas, Oct. 20), made 500th career solo tackle (at Seattle, Sept. 15), and notched 1,000th career total tackle (at Philadelphia, Nov. 17) ... led defense in season-opener at Washington (Sept. 8) with 15 combined tackles as he was on field for nearly entire first half when Redskins' no-huddle prevented usual substitution patterns on defense ... 11 tackles in next two consecutive outings—24-13 win at Seattle (Sept. 15), vs. San Diego (Sept. 22) ... seven combined stops in 21-7 win vs. N.Y. Giants (Sept. 29) ... 5 solo tackles, 2 assists, and 1 tackle for loss in*

16-13 win at Carolina (Oct. 6), including key assist in first quarter as Panthers ran fake punt on fourth-and-eight down from Cardinal 36-yard line, teaming with linebacker Ray Thompson and defensive end Fred Wakefield for the stop ... nine stops and a hurry in 9-6 win vs. Dallas (Oct. 20) ... team-best 11 combined tackles, including one stop for loss, and a pair of hurries in pass-rush situations at San Francisco (Oct. 27) ... six combined tackles vs. St. Louis (Nov. 3) included forceful tackle of Ram tailback Marshall Faulk after a six-yard fourth-quarter gain ... with pass coverage linebacker Rob Fredrickson injured (shoulder), met the challenge and stayed in the game in passing situations vs. Seattle (Nov. 10), providing 8 solo tackles, 10 combined stops including a tackle for loss, 1 quarterback hurry, and 1 pass deflection ... six assists in 23-20 overtime win vs. Detroit (Dec. 8) ... team-best 10 tackles and pair of quarterback hurries at St. Louis (Dec. 15) ... 10 tackles and a hurry vs. San Francisco (Dec. 21) ... concluded season with nine tackles and a pass deflection at Denver (Dec. 29).

❖**2001:** Irrepressible in the middle once again with team-best 190 total tackles (99 solo), 2 quarterback sacks, 5 hurries, 6 tackles for loss, 4 passes defended, 1 interception, 2 fumble recoveries, and 1 forced fumble ... *also scored first career points with interception and fumble returns for touchdowns* ... five games with 15 or more tackles, 10 with at least six solo stops ... opened season with 11 tackles and a hurry vs. Denver (Sept. 23) ... 12 stops vs. Atlanta (Sept. 30) ... nine tackles in 21-20 upset win at Philadelphia (Oct. 7) ... team-best 16 stops at Chicago (Oct. 14) ... vaulted over the 750-career total tackle mark with one solo stop and five assists in 24-16 win over Kansas City (Oct. 21) ... led defense vs. Philadelphia (Nov. 4) with 13 combined tackles, including a third-quarter sack of quarterback Donovan McNabb ... season-best 18 combined tackles with nine solo stops and nine assists vs. N.Y. Giants (Nov. 11) ... with Fredrickson limited (knee), was on field for 85 snaps vs. Detroit (Nov. 18), including his first nickel defense duties of the season, notching 18 tackles, 2 hurries, and 2 pass deflections in 45-38 win ... impressive outing in 20-17 win at San Diego (Nov. 25) with team-best 15 tackles, 1 tackle for loss, 1 batted pass, and 1 recovered fumble (running back LaDarius Tomlinson in the third quarter) ... inspirational effort at Oakland (Dec. 2) ... suffered broken right thumb in second half ... after locker-room x-rays, returned to finish the game with casted thumb ... upon returning to sideline, Card Head Coach Dave McGinnis told him he couldn't play because he could not grasp with his injured hand ... as McGinnis walked away, he felt someone grab him from behind ... it was McKinnon, who responded, "See, I can grab." ... "Then get in there,"

McGinnis answered ... finished game with 12 tackles, including a one-yard sack of scrambling Raider passer Rich Gannon on third-and-goal play at the Cardinal six-yard line with two minutes left, forcing Oakland to settle for a field goal and a 24-23 lead, and setting the stage for the Cards' eventual 34-31 overtime victory ... despite playing with casted right hand/thumb, managed four solo tackles and six assists vs. Washington (Dec. 9) ... spirited game at N.Y. Giants (Dec. 15) with seven tackles, including two tackles for loss, and strip of Giant running back Tiki Barber on swing pass in fourth quarter ... intercepted a Quincy Carter pass deflected by Card lineman Marcus Bell and sped 24 yards into the end zone in 17-10 win over Dallas (Dec. 23) for *McKinnon's first NFL touchdown* ... the play was reminiscent of Cardinal Hall of Famer Larry Wilson, who intercepted a Bill Nelsen pass with both hands in casts vs. Pittsburgh on Nov. 7, 1965 ... *it marked McKinnon's 10th career interception* ... added 11 tackles and a pass deflection ... *second consecutive game with touchdown on turnover return at Carolina (Dec. 30)* ... after teammate David Barrett stripped Carolina running back Richard Huntley at the 26-yard line on the second play of the game, McKinnon scooped the ball and raced 25 yards for the score in 30-7 win ... *McKinnon became the first Cardinal to score defensive touchdowns in consecutive games since 1990 (Marcus Turner)* ... concluded impressive season at Washington (Jan. 6) with 17 combined tackles, including nine solo stops for the fifth time, and added seven assists and a tackle for loss.

❖**2000:** Only member of Cards' front seven (linemen/linebackers) to start all 16 games ... team-best 131 solo tackles, 77 assists, 4 quarterback sacks, 8 tackles for loss, 4 pass deflections, 1 forced fumble, and 1 fumble recovery ... 208 combined tackles ranked second to safety Pat Tillman (224) ... *14 double-digit tackle efforts, including 11 consecutive outings (games three-13)* ... opened season at N.Y. Giants (Nov. 3) with team-high 11 tackles, including six solo stops and two tackles for loss ... kept Cards in the game with outstanding one-yard stoning of Giant powerhouse Ron Dayne on first-and-goal at the Card five yard-line in third quarter that eventually resulted in Card end-zone interception two plays later ... 5 solo tackles, 3 assists, and 1 hurry in 32-31 win over Dallas (Sept. 10) ... led defense vs. Green Bay (Sept. 24) with 10 solo tackles, 14 overall ... season-high 16 combined tackles with *career-best 12 solo stops* and four assists in 29-21 victory over Cleveland (Oct. 8) ... 13 combined tackles vs. Philadelphia (Oct. 15) ... 10 solo tackles at Dallas (Oct. 22) along with first sack of the season ... blitzed up the middle in second quarter with Dallas at the Card five-yard line as Cowboys eventually settled for field goal ... active day against

(Ronald McKinnon continued on page 128)

(Ronald McKinnon continued from page 127)

both run and pass vs. New Orleans (Oct. 29) with 9 solo stops, 2 assists, and 1 sack of Saint quarterback (and new Cardinal teammate) Jeff Blake in third quarter, and nailed running back Ricky Williams for one-yard loss with fourth-quarter stop as Cards made end-zone interception two plays later ... double digits for seventh consecutive game with 14 tackles and batted down two passes in 16-15 win over Washington (Nov. 5) ... *key play when he made Redskin running back Stephen Davis hesitate on goal-line run as teammate Mark Maddox reached around to pop ball loose ... cornerback Aeneas Williams returned the fumble 104 NFL record-tying yards for a touchdown to give the Cards a 7-0 lead in the first quarter* ... on ensuing possession, tipped a pass Williams intercepted and Cards converted the turnover into a field goal and 10-0 lead ... 17 combined tackles (eight solo) at Philadelphia (Nov. 12) ... added end-zone fumble recovery to snuff Eagle scoring threat as running back Cecil Martin sped to the goal line and Card safety Pat Tillman hammered the ball loose ... led Card defense vs. N.Y. Giants (Nov. 26) with 11 solo tackles, including one tackle for loss, a sack of Giant quarterback Kerry Collins on blitz in third quarter, then popped the ball loose from running back Tiki Barber in the fourth quarter ... Tillman made the recovery in Giant territory ... season-high 19 combined tackles with seven solo stops and 12 assisted tackles at Cincinnati (Dec. 3) ... in season finale at Washington (Dec. 24), led all Cardinal defenders with 17 combined tackles, including one tackle for loss and another for a sack, the latter in first quarter when he blitzed up the middle and nailed Redskin passer Brad Johnson for nine-yard loss at Cardinal 33-yard line as Washington eventually settled for a field goal three plays later.

❖**1999: Established franchise record as first Card to surpass 200-tackle plateau with 223 total tackles (106 solos, 117 assists) ... 106 solo tackles just one shy of team record of 107 by safety Lorenzo Lynch (1994) ... double-digit total-tackle efforts in 14 of 16 games, including the first 10 outings ... double-digit total tackle totals in first 10 games and 14 of 16 overall, including five games with 15 or more stops** ... embellished record-setting tackle total with 1 quarterback sack, 5 hurries, 5 tackles for loss, 4 passes defended, 1 interception, 1 fumble recovery, and 1 forced fumble ... opened season with team-best 12 tackles, recovered a fumble by Eagle running back Duce Staley after hit by end Simeon Rice in first quarter, and batted down one pass in 25-24 win at Philadelphia (Sept. 12) ... 17 combined tackles at Miami (Sept. 19), 11 vs. San Francisco (Sept. 27) ... 14 combined stops at Dallas (Oct. 3) ... six solo stops and eight assists in 14-3 win over N.Y. Giants (Oct. 17) ... 15 tackles and first interception of the season vs. Washington (Oct. 17) ... 13

tackles vs. New England (Oct. 31) ... 14 stops with two tackles for loss at N.Y. Jets (Nov. 7), one which separated Jet running back Curtis Martin from the football ... 13 tackles in 23-19 win vs. Detroit (Nov. 14) ... separated Lion passer Gus Frerotte from the ball on a third-quarter sack but Detroit retained possession ... also knocked away a pass and intercepted a two-point conversion try by Detroit in second half to help seal the win ... team-leading 14 total tackles, double digits for the 10th consecutive game, in strong defensive effort in 13-9 win over Dallas (Nov. 21) ... season-low seven stops in 34-24 triumph at N.Y. Giants (Nov. 28) ... rebounded with impassioned halftime speech and season-best 18 tackles in 21-17 win over Philadelphia (Dec. 5) ... *first career 20-total tackle effort with eight solo stops and 12 assists at Washington (Dec. 12) ... cracked 200-total tackle mark—a first in Cardinal history—with 10 solo tackles and nine assists along with a tackle for loss vs. Buffalo (Dec. 19)* ... another team-leading defensive outing with 14 combined tackles at Atlanta (Dec. 26) ... concluded record-breaking season with 8 stops, 1 pass deflection, and 1 hurry at Green Bay (Jan. 2).

❖**1998:** Though starting just 13 games, finished second on club with 127 total tackles (71 solos), 2 quarterback sacks, 4 tackles for loss, 5 interceptions, 2 fumble recoveries, and 3 forced fumbles ... *also led club in postseason play with 26 tackles* ... in season opener at Dallas (Sept. 6), made impact on defense with an interception in the first quarter and fumble recovery in the second period ... finished game with team-best 11 overall stops, including nine solos ... led Cards again with 13 overall tackles at Seattle (Sept. 13) ... monster game vs. Philadelphia (Sept. 20) with 15 tackles (11 solos), a sack, and forced Eagle passer Bobby Hoying from the game in third period with vicious fumble-causing hit as Cards' defensive end Andre Wadsworth recovered the loose ball at the Cards' five-yard line to thwart a Philadelphia scoring opportunity and preserve 0-0 tie in eventual 17-3 Arizona victory ... Hoying left game with lower back strain ... later sacked Hoying's replacement, Rodney Peete, and forced a fumble ... led defensive charge for fourth consecutive game with 10 tackles in 20-17 win at St. Louis (Sept. 27) ... seven tackles and a fumble recovery vs. Oakland (Oct. 4) ... *head-turning performance in 20-7 win over Chicago (Oct. 11) with 3 interceptions, 1 forced fumble, and 5 total tackles (3 solos) in addition to plucking a blocked punt in mid-air in the fourth quarter and rambling 31 yards for a first down* ... attempted to lateral on first interception, but mishandled ball was re-recovered by Chicago ... second interception came near end of first half after defensive tackle Mark Smith hit Bear passer Erik Kramer as he was releasing the ball ... third pickoff occurred in third period after defen-

sive tackle Eric Swann deflected the ball at the line of scrimmage ... forced a fumble in fourth quarter Wadsworth recovered near midfield to set up field goal and 20-0 lead ... plucked fifth interception of the season in first quarter at Detroit (Nov. 1) and added five tackles in 17-15 win ... nine combined tackles from scrimmage along with a tackle and assist on special teams in 29-27 win over Washington (Nov. 8) ... led defense with 14 combined tackles vs. Dallas (Nov. 15), highlighted by eight-yard tackle for loss on swing pass to running back Emmitt Smith in second quarter ... led team with 13 combined tackles (eight solo) at Kansas City (Nov. 29), including a sack in second quarter to force a punt as Cards converted the field position into a touchdown ... left game in fourth quarter with injury to right knee ... inactive next three games as veteran Maddox opened at middle linebacker ... following a three-week absence, returned to starting lineup in grand fashion vs. San Diego (Dec. 27) with eight solo tackles and seven assists to the season-high tackle mark of 15 combined stops in 16-13 postseason-clinching triumph ... 4 four solo tackles, 9 assists, and 1 pass deflection in 20-7 wild card playoff win at Dallas (Jan. 2) ... all-round impressive showing in divisional playoff loss at Minnesota (Jan. 10) with 13 tackles, including 1 stop for loss, 1 sack, and 1 hurry of Viking passer Randall Cunningham.

❖**1997:** Answered the call at both middle (five games) and right linebacker (11 games) with an impressive exhibition of versatility and overall understanding of the total defensive scheme ... *in first season as a starter, Arizona's leading tackler with 145 combined stops notched eight or more tackles in 12 of 16 games and posted a team-high eight double-digit total tackle efforts* ... 60 solo tackles, 85 assists, 1 quarterback sack, 3 tackles for loss, 3 interceptions, 2 passes defended, and 1 forced fumble ... three interceptions ranked second on team to Pro Bowl cornerback Aeneas Williams (six) ... opened at right linebacker in *first NFL starting role* with one tackle at Cincinnati (Aug. 31) in season opener ... the following week with Hill (ankle) injured, started at middle linebacker, responding with one solo stop along with eight assisted tackles in 25-22 overtime win against Dallas (Sept. 7) ... forced Dallas running back Sherman Williams to fumble in overtime, teammate Terry Irving recovered, and Cards drove to game-winning field goal ... *first NFL interception* in second quarter and added 13 overall tackles at Washington (Sept. 14) ... 8 tackles, 1 deflected pass, and 1 converted fourth-down fake punt, and a three-yard run from up-back position at Tampa Bay (Sept. 28) ... led defense vs. Minnesota (Oct. 5) with 12 combined tackles ... 14 total tackles vs. N.Y. Giants (Oct. 12) at both outside and middle linebacker as Hill saw action periodically ... led club with 11 overall stops at

Philadelphia (Oct. 19) ... opened at outside linebacker vs. Tennessee (Oct. 26), but moved inside after Hill left game in first quarter with pinched nerve in neck ... team-high 11 tackles against Oilers ... seven overall stops and second interception of the season, a fourth-quarter pickoff if Ty Detmer in 31-21 victory over Philadelphia (Nov. 2) ... *interception for second consecutive game* at Dallas (Nov. 9) with fourth-quarter theft of a Troy Aikman pass that set up Card field goal ... also added seven tackles and a stop for loss ... combined 10 overall tackles in consecutive games at N.Y. Giants (Nov. 16) and in 16-13 win at Baltimore (Nov. 23) ... 11 tackles vs. Pittsburgh (Nov. 30) ... eight tackles in back-to-back contests vs. Washington (Dec. 7) and at New Orleans (Dec. 14) ... five tackles and key sack of Falcon quarterback Chris Chandler at the Card 13-yard line in the fourth quarter as Atlanta was forced to settle for a field goal in eventual 29-26 win over Falcons (Dec. 21) in season finale.

❖**1996:** Took advantage of extended preseason play to earn roster spot as an unheralded rookie in 1996 ... led team during preseason with 25 tackles (19 solos) ... led Cards with 18 regular-season solo tackles and 22 stops overall on special teams ... 13 overall tackles from scrimmage ... first extended NFL action vs. Miami (Sept. 8) resulted in four solo stops and one assist ... added a trio of assists at New England (Sept. 15) ... swatted away one pass and added three solo stops on kick-coverage units at Dallas (Oct. 13) ... took snap as up-back blocker in punt formation in fourth-and-four situation at Minnesota (Dec. 1), turned back to line to fake a reverse hand-off, then attempted to run for first-down yardage but was stopped short.

❖**College/Personal:** Highly-decorated collegian at North Alabama ... *in 1995, first defensive player to win the Harlon Hill Trophy, the NCAA Division II equivalent of the Heisman Trophy* ... also named Alabama Male Collegiate Athlete-of-the-Year for the 1995-96 academic year ... *helped North Alabama become the first school in the history of NCAA scholarship football to win three consecutive national titles* ... *621 career tackles as Lions forged a 41-1 mark his final three years* ... the Jaguars also became the only school to win 40 games in three seasons at any collegiate level ... featured in "Faces In The Crowd" in Oct. 2, 1995 issue of *Sports Illustrated* ... selected professional athlete-of-the-year in 1999 by Alabama Sports Writers' Association ... college roommate and teammate of former Cardinal tight end Jarius Hayes ... *led Elba High School to Alabama state title as prep linebacker* ... father, Rubin, a military medic, retired from the U.S. Army as a sergeant first class ... wife LaShana, daughters Juliana and Raven Nicole ... born Sept. 20, 1973. ♣

(Ronald McKinnon continued on page 130)

Ronald McKinnon Career Stats

Tackles-QB Sacks

Year	Solo	Assists	Total	QB Sacks
1996	8	5	13	0
1997	60	85	145	1
1998	71	56	127	2
1999	106	117	223	1
2000	131	77	208	4
2001	99	91	190	2
2002	85	65	140	0
Totals	560	496	1,056	10

Opponent Fumbles Recovered

Year	No.	Yards	Average	Long	TD
1996	0	0	0.0	0	0
1997	0	0	0.0	0	0
1998	2	31	15.5	31	0
1999	1	0	0.0	0	0
2000	1	0	0.0	0	0
2001	2	25	12.5	25	1
2002	0	0	0.0	0	0
Totals	6	56	9.3	31	1

Games

Games (Starts)—1996: 16 (0), 1997: 16 (16), 1998: 13 (13), 1999: 16 (16), 2000: 16 (16), 2001: 16 (15), 2002: 16 (16). **Totals: 109 (93).**

Interceptions

Year	No.	Yards	Average	Long	TD
1996	0	0	0.0	0	0
1997	3	40	13.3	17	0
1998	5	25	5.0	17	0
1999	1	0	0.0	0	0
2000	0	0	0.0	0	0
2001	1	24	24.0	24	1
2002	0	0	0.0	0	0
Totals	10	89	8.9	24	1

Additional Statistics

One rush for -1 yard, 1996; one rush for 3 yards, 1997; recovery of blocked punt for 31-yard return, 1998; one kickoff return for nine yards, 2000.

Single-Game Bests

Combined Tackles: 20 at Washington, Dec. 12, 1999. **Solo Tackles:** 12 vs. Cleveland, Oct. 8, 2000. **Interceptions:** 3 vs. Chicago, Oct. 11, 1998. **Tackles for Loss:** 2 at N.Y. Giants, Dec. 15, 2001; at N.Y. Giants, Sept. 3, 2000; at N.Y. Jets, Nov. 7, 1999. **Quarterback Sacks:** 1 several times.



Alton Moore

Defensive End

6-7 297 First Year

Free Agent, 2002

College: Auburn

DOB: November 11, 1979

Hometown: Bay Minette, Alabama



➤ **Pro Career:** Spent entire 2002 season on injured reserve ... signed with Arizona for 2002 training camp but suffered knee injury in preseason opener at San Diego (Aug. 10) ... placed on injured reserve Aug. 26.

➤ **College/Personal:** Began collegiate career at Southwestern Mississippi Community College (SMCC) ... transferred to Auburn, posting 35 tackles (22 solos), 2 sacks, and 9 stops for -27 yards in 23 games for the Tigers ... earned

NJCAA all-America first-team honors both years (1998-99) at SMCC ... 84 tackles, 15 sacks, 19 quarterback pressures, 3 fumble recoveries (two returned for touchdowns), and 4 blocked kicks in 1999 ... first team Class 6A all-Alabama selection at Baldwin (Bay Minette, Ala.) High School ... 111 tackles with eight and one-half sacks as a senior ... averaged 21 points per game in basketball ... adult education major ... born November 11, 1979 ... resides in Bay Minette. 📍



Ezekiel Parker

Wide Receiver

5-11 206 First Year

Free Agent, 2002

College: Louisville

DOB: December 19, 1978


Hometown: Athens, Alabama

17

Pro Career: Signed with Arizona as undrafted free agent for 2002 training camp ... released Aug. 21 ... re-signed to practice squad Nov. 6 for duration of season ... re-signed Jan. 29, 2003 ... allocated to NFL Europe ... started nine of 10 games for 5-5 Barcelona Dragons ... Barcelona's kickoff-return specialist, returning 25 kickoffs 610 yards, both ranking second in NFL ... also caught 11 passes for 127 yards and one touchdown.

College/Personal: Four-year starter *owns Louisville's career record with 103 kickoff returns for 2,558 yards (24.8-yard average)*, including three touchdowns ... added 1,804 yards and 13 scores on 128 receptions (14.1-yard average) ... two-time all-Conference USA selection ... as a sophomore returned three kickoffs for touch-

downs from 97, 93, and 91 yards ... ran indoor track in 2001, competing in the 60 meters (6.9 seconds) ... also performed in the 100 meters (10.6), 200 meters (21.0), 4x100-meter relays, and long jump (23'0") ... earned 3 letters in football, 4 in track, 2 in basketball, and 1 in tennis at Athens (Ala.) High School ... all-county and all-Alabama selection on the gridiron ... standout in track, winning Alabama sprint titles as a junior and senior ... captured 110- and 300-meter hurdles as a junior ... repeated in both events and added a 100-meter dash title as a senior ... broke Alabama state mark with a 14.13-second timing in the 110-meter hurdles ... traveled to Spain for World Juniors and won 110-meter hurdles and finished third in 100-meter dash ... physical education major ... born on December 19, 1978 ... resides in Athens.



Preston Parsons

Quarterback

6-4 232 Second Year

Free Agent, 2002

College: Northern Arizona

DOB: February 19, 1979

Hometown: Beaverton, Oregon

15

Pro Career: Free-agent signee from Northern Arizona University (N.A.U.), site of Cards' annual training camp in Flagstaff, Arizona ... inactive third quarterback for all 16 games ... in preseason play, completed six of 14 pass attempts for 191 yards with one touchdown for 113.7 passer rating ... the scoring play was a 74-yarder to fellow rookie Jason McAddley.

College/Personal: Led N.A.U. to NCAA I-AA playoffs during senior season ... finished sev-

enth on the school career passing lists for passing yardage (4,677), pass attempts (670), and pass completions (378) ... 21 career starts ... completed 378 of 670 passes (56.4 percent) for 4,677 yards ... *320 passing yards on 19-for-41 marksmanship and four touchdown tosses against Sam Houston State in the NCAA I-AA playoffs* ... his counterpart quarterback in that game was current teammate Josh McCown ... *USA Today* honorable men-

(Preston Parsons continued on page 132)

(Preston Parsons continued from page 131)

tion prep all-America after senior season at Jesuit Catholic (Portland, Ore.) High School ... 61-percent passer for 1,669 yards ... also ran for 804 yards as a senior ... earned 3 letters in football, 2 in basketball, and 1 each in baseball and golf ...

brother Tyson was a quarterback at Portland State ... spent time tutoring summer school children of migrant workers ... scratch golfer ... majored in liberal studies/communication ... born February 19, 1979 in Portland, Ore. ♣



Scott Player

Punter

6-1 213 Sixth Year

Free Agent, 1998

College: Florida State

DOB: December 17, 1969

Hometown: St. Augustine, Florida



♣**Pro Career:** *First Pro Bowl appearance in 2000* ... second time was the charm when the perseverant Player made the Cardinals' roster in his second training camp with the team in 1998 ... after numerous failed NFL tryouts, taught physical education in middle school and was working 14 hours a day for trucking company in Birmingham, Ala. when the Cardinals called a second time ... accurate directional punter ... 395 career punts for 16,840 yards good for 42.5-yard net average and 35.9-yard net mark with 92 inside-the-20 efforts and just 36 touchbacks in 76 games ... finished 1998 season with 81 punts for 41.7-yard gross average and 35.9-yard net mark ... bettered those numbers in 1999 with 42-yard average on 94 punts with 36.7-yard net figure, then posted *career-best 44.2-yard gross mark and 37.3-yard net average in 2000* ... also serves as holder for field goals and points-after-touchdown ... originally signed as a free agent with Cardinals in 1996 ... waived Aug. 20, 1996 during preseason ... signed with N.Y. Giants Feb. 18, 1997 ... released Aug. 25, 1997 ... added to N.Y. Jets' practice squad after tryout on Aug. 26, 1997 ... released two days later ... received subsequent tryouts during 1997 season with Miami, St. Louis, Washington, Tampa Bay, and the Jets again ... re-signed by Cards March 3, 1998 ... *spent spring of 1997 in the World League with Frankfurt Galaxy* on assignment from Giants ... punted 60 times for 2,617 yards, 43.6-yard gross average, and 34.3-yard net mark with 17 punts inside the 20 ... also had one punt blocked ... *43.8-yard average on 143 punts for Birmingham of the Canadian Football League in 1995* ... his position coach at Birmingham was Al Everest, the Cards' special-teams coach from 1996-99.

♣**2002:** Finished second in the NFC and third in the NFL with 43.9-yard average on 88 punts for 3,864 yards ... 28 punts inside-the-20, 10 touch-

backs, and one blocked punt ... dubious distinction of having Cardinal opponents return a punt for touchdowns in three consecutive contests—at Kansas City (Dec. 1), vs. Detroit (Dec. 8), and a St. Louis (Dec. 15), an NFL record ... despite opponent 13-yard punt-return average for the season, still posted 35-yard net average, good for 10th in the NFC ... impressive in season-opener at Washington (Sept. 8) with 45.4-yard average and 36.2-yard net mark on five punts ... first punt was a 48-yarder to the 18-yard line ... resulting change of possession resulted in Cardinal field goal on ensuing drive following Redskin punt ... later in game boomed 46- and 51-yarders ... logged 49.5-yard average on four punts vs. *San Diego (Sept. 22), but had first punt blocked in 57 games and four years (1998)* as ball rolled out of the end zone for a fourth-quarter safety ... the block was credited to Charger Carlos Polk ... five punts for 41-yard average with two inside-the-20 boots in 21-7 win vs. N.Y. Giants (Sept. 29), including a 38-yarder to the corner that bounced out of bounds at the nine-yard line ... also boomed season-long 58-yarder in third quarter ... key contributions in field-position game at Carolina (Oct. 6) with seven punts for 46.9-yard average and 38.9-yard net mark ... nailed three punts over 50 yards, including 55-yarder in second quarter that resulted in holding play on return and placed the ball at Carolina's 19-yard line ... on next play, Panthers lost a fumble and Cards converted the turnover into a field goal and 3-0 lead in eventual 16-13 win ... fine effort in defensive struggle vs. Dallas (Oct. 20) with 41.6-yard average on seven punts and career-best five inside-the-20 efforts, including all three punts in first half of 9-6 win ... *the five punts pinned the Cowboys at their own 18-, 6-, 2-, 10-, and 17-yard lines, and another to the 19-yard line following a holding call, giving him six of seven resulting in inside-the-20 starts for the Cowboys*

... three punts for 40.5-yard average vs. St. Louis (Nov. 3) included a 47-yarder in fourth quarter that rolled out of bounds at the eight-yard line as Cards returned an interception five plays later for touchdown ... three inside-the-20 efforts at Philadelphia (Nov. 17) ... punted season-high eight times in each of next three games ... outstanding 45.8-yard average and 44-yard net mark vs. Oakland (Nov. 24) as dangerous Raider return men Charles Woodson and Tim Brown combined for just 14 yards on three returns with three fair catches ... eight punts for 46.6-yard average with no touchbacks at Kansas City (Dec. 1), but his 48-yarder in first quarter was returned 90 yards for a touchdown by Chief Dante Hall, the first of three punt-return touchdowns over three straight Sundays ... 44.5-yard average on eight punts vs. Detroit (Dec. 8) but Lion Eddie Drummond took Player's first boot, a 45-yarder on the opening possession, 73 yards for a touchdown ... Player's next seven punts forced three fair catches, two inside the 20 efforts, and combined return yardage of just 27 yards on four returns in 23-20 overtime victory ... NFL-record third consecutive game with punt return for a touchdown when Ram Dre Bly took a 48-yarder in the second quarter 78 yards to the end zone at St. Louis (Dec. 15) ... finished game with fine 46.7-yard gross mark on seven boots but only 25.3-yard net mark due to the return and a pair of touchbacks, the first time since week three he had two touchbacks in a game ... averaged 44.5 yards on four punts vs. San Francisco (Dec. 21), including a 55-yarder in third quarter that was downed at the one-yard line ... concluded season at Denver (Dec. 29) with six punts for 41.2-yard average and four inside-the-20 efforts.

▼**2001:** Endured disjointed season to average 41.5 yards on 67 punts with 17 inside-the-20 efforts, just seven touchbacks, and 33.8-yard net average ... suffered ankle sprain in seventh game of season, inactive for four contests, then returned to duty for final five outings ... solid season-opener vs. Denver (Sept. 23) with 47-yard average and two inside-the-20 efforts on five punts and 39-yard net mark, including a 58-yarder in fourth quarter downed at the three-yard line ... six punts for 40.8-yard average at Philadelphia (Oct. 7) with two of last three inside-the-20 efforts in the second half as Eagles' dangerous return specialist Brian Mitchell was forced into three fair catches in 21-20 Arizona win ... heroic effort vs. Philadelphia (Nov. 4) as he punted with severely sprained left ankle after Eagle rusher William Hampton rolled into Player's planted left leg on his first punt ... after rookie place kicker Bill Gramatica handled one punt in second quarter, Player returned to finish the game with nine overall punts for 41.4-yard average ... inactive next four games ... free agent Chad Stanley was signed during Player's absence, managing a 39.5-yard gross average and 34.2-yard net mark on 19 punts for 751 yards with one touchback and four punts inside the 20-yard line ... returned to duty vs.

Washington (Dec. 9) and impressed with five punts for 44.8-yard average ... navigated windy Giants Stadium (Dec. 15) with six punts for 39.8-yard average and two inside-the-20 efforts as Giant returner Tiki Barber was held to two returns of one yard each ... also attempted to field high snap from Trey Jankin on second-quarter field-goal try but the ball was recovered by Giant defender Jason Sehorn ... eight punts for 41.4-yard gross average but just 30.5-yard net mark vs. Dallas (Dec. 23) as Cowboy Reggie Swinton returned four punts for 67 yards, including a 43-yarder in first quarter ... averaged 39.2 yards on five punts in 30-7 win at Carolina (Dec. 30) with two inside-the-20 efforts ... concluded season at Washington (Jan. 6) with 37.7-yard average on six punts, including two inside-the-20 boots, in cold, rainy, and windy FedEx Field.

▼**2000:** *Voted to first Pro Bowl as 44.2-yard gross and 37.3-yard net averages ranked second in NFC* ... just five touchbacks on 65 punts with 17 inside-the-20 efforts ... averaged 42.2 yards on five punts, including long boots of 49 and 47 yards in season-opener at N.Y. Giants (Sept. 3) ... first punt of 49 yards vs. Dallas (Sept. 10) negated by offsetting penalties, only to see ensuing 55-yard boot returned 64 yards for a touchdown by Cowboy Wane McGarity ... other punt for 38 yards gave him 46.5-yard gross average on the day but a 14-yard net ... active day vs. Green Bay (Sept. 24) with six punts for season-best 48-yard average including a pair of 54-yarders ... also one tackle on coverage ... solid outing at San Francisco (Oct. 1) with four punts for 43.8-yard average and 38-yard net mark, including first punt, a 39-yarder downed at the four-yard line by MarTay Jenkins ... averaged impressive 47.7 yards on three kicks with punts of 45, 52, and 46 yards and 38.7-yard net mark in 29-21 win over Cleveland (Oct. 8) ... outstanding game vs. Philadelphia (Oct. 15) with 46.3-yard average on three kicks as Eagle returner Mitchell fielded two punts for zero yards with one fair catch ... averaged 43 yards on five punts at Dallas (Oct. 22) ... victimized again by Cowboy McGarity who returned a first-quarter punt 59 yards for a touchdown, his second scoring return of the season against the Cardinals ... *McGarity became the third player in NFL history to return a punt for a touchdown in two different games against the same team in one season (Houston's Billy "White Shoes" Johnson vs. Cleveland in 1977, Cleveland's Eric Metcalf vs. Cincinnati in 1994)* ... impressive game in 16-15 win over Washington (Nov. 5) with 45.7-yard gross average and 39-yard net mark with one inside-the-20 effort, a 51-yarder with roughly two minutes left in game to pin Redskins at own 10-yard line following penalty ... admirably handled pressure kicks to talented return specialist Deion Sanders, who finished game with one return for zero yards

(Scott Player continued on page 134)

(Scott Player continued from page 133)

... excellent game at Philadelphia (Nov. 19) against Mitchell with seven punts for 40.3-yard gross mark and 38.1-yard net average with three inside-the-20 efforts ... Mitchell was forced into four fair catches ... effective game vs. N.Y. Giants (Nov. 26) with 44-yard gross and 43.6-yard net marks as Barber was limited to two returns for one yard each and two fair catches ... second-best gross day of season with 47.8-yard mark and 41.2-yard net figure on five boots at Jacksonville (Dec. 10) ... four punts for 45.3-yard average vs. Baltimore (Dec. 17) but mediocre 30.5-yard net average as Raven returner Duane Starks collected 59 yards on three returns, including a 38-yarder ... finished season at Washington (Dec. 24) with 41.5-yard average on four punts with two inside-the-20 efforts and only his fifth touchback of the season ... *in Pro Bowl in Honolulu, punted three times for 48.7-yard average.*

▲**1999:** Voted second alternate to NFC Pro Bowl squad ... finished sixth in NFC with 42-yard average, tied for fourth with 36.7-yard net mark, and ranked second with 94 punts ... *94 punts was the third most by a Cardinal in a season* ... opened season with 34.4-yard average on five well-placed punts as Eagle returners were forced into three fair catches and one return for just two yards in 25-24 victory ... sailed first punt vs. San Francisco (Sept. 27) 45 yards into end zone for a touchback, then placed three of next five inside the 20-yard line to finish game with six boots for 42-yard average and 36.3-yard net mark ... finest game of season at Dallas (Oct. 3) with 45.3-yard average on eight punts, seven in the first half ... near flawless execution of direction and hang time with anticipated returns of Dallas return specialist Sanders, but the Pro Bowler was limited to returns of -4, 8, 6, 7, -1, and 16 yards ... second consecutive solid game with 46.6-yard average on nine punts in 14-3 win over N.Y. Giants (Oct. 10), including two inside-the-20 efforts and net mark of 38.8 yards ... punts covered over 50 yards four times and shortest of the game, a 34-yarder, pinned the Giants at their own nine-yard line ... also made touchdown-saving tackle of returner Tiki Barber on fourth-quarter punt after a 36-yard return ... outstanding first half with punts of 55, 58, and 49 yards vs. Washington (Oct. 17) ... finished game with 44.1-yard average and 44.9-yard net mark with seven boots for 309 yards and two efforts inside the 20-yard line ... Redskins' Mitchell was limited to two punt returns that netted minus five yards and two fair catches ... 40-yarder in third quarter bounced off Washington's Darryl Pounds at midfield, a muffed Card teammate Mario Bates recovered ... *career-high 10 punts in windy Giants Stadium vs. N.Y. Jets (Nov. 7)* netted 34-yard average ... rebounded with 45-yard average on five efforts in 23-19 win over Detroit (Nov. 14) ... impressive day vs. Dallas (Nov. 21) with 42.2-yard average on five punts, including

first-half boots of 51, 48, and 49 yards ... Sanders fielded just one punt and ran out of bounds after five yards ... also did fine job of baiting Cowboy rushers on first-quarter fake punt when he feigned high snap over his head as up-back Pat Tillman took the snap from center Trey Junkin and ran up the middle for four yards and a first down ... took intentional safety near end of the 13-9 win as he ran 14 seconds off the clock late in fourth quarter, then knocked Sanders out of bounds after the ensuing free kick ... punts of 39, season-long 60, 52, and 53 yards translated into season-best 51-yard average in 21-17 win over Philadelphia (Dec. 5) ... three punts for 44.3-yard average at Atlanta (Dec. 26) ... concluded season with three boots for 43.3-yard average and two inside-the-20 efforts at Green Bay (Jan. 2).

▲**1998:** As a 28-year-old NFL "rookie," punted 81 times for 3,378 yards which translated into NFC rankings of 11th in gross average (41.7 yards) and 10th in net average (35.9 yards) ... ranked third in NFC with just six touchbacks in 81 punts for 7.4 percent mark ... also dropped 12 punts inside the 20-yard line ... one blocked punt ... hit the ground running in *first NFL game at Dallas (Sept. 6)* with six punts for 44.2-yard average in first half, eight for 46-yard mark for the day ... suffered calf muscle pull on scout team in practice Wednesday prior to game vs. Philadelphia (Sept. 20) ... after considerable treatment throughout week, kicked by Friday and managed seven punts for 36.4-yard average vs. Eagles ... first two punts were good for 46 and 50 yards, but final five showed effects of calf injury ... steady effort with five punts for 40-yard average and 39.6-yard net in 20-17 win at St. Louis (Sept. 27) ... best effort since season-opener with 44-yard average on six punts vs. Oakland (Oct. 4), including three inside-the-20 efforts ... punted for 41 and 55 yards in first half vs. Chicago (Oct. 11) ... fourth-quarter punt blocked by Ricky Bell, only to have teammate Ronald McKinnon snatch the ball out of the air and run for a first down ... closed game with season-long 67-yarder to the Bear three-yard line with 1:15 left in 20-7 win ... solid 42.6-yard average and 35.2-yard net mark vs. N.Y. Giants at the Meadowlands (Oct. 18) ... rose to the challenge of Cowboy returner Sanders vs. Dallas (Nov. 15) with directional boots of 48 and 46 yards ... the former pinned Sanders on the sideline for a one-yard return, the latter was downed ... outstanding 47-yard gross and 46.5-yard net average for the day ... punted three times for 39.7-yard average in first half at Washington (Nov. 22), including a 47-yarder in first quarter that Redskin Mitchell muffed and Cards recovered and converted into 3-0 lead ... later booted 20-yarder to the Redskin 16-yard line with 1:30 left as Cards were treading water against relentless Skin comeback from 31-point deficit to pull within 45-42 ... however, Washington was penalized for 12 men on the field on that fourth-and-six play, giving Arizona a

fourth-and-one that was stopped by Washington ... impressive game at Kansas City (Nov. 29) with 46.8-yard average on five punts, including first-half boots of 52, 51, and 51 yards ... after kicker Joe Nedney was injured on fourth-quarter kickoff that had to be re-kicked due to offsides penalty, handled the place-kicking duty, a squib kick the Chiefs covered on their own 33-yard line ... re-kicked first attempt, however, when he booted the ball before the referee gave him the signal to put it in play ... averaged 43.4 yards on seven punts with one inside the 20-yard line in 16-13 win over San Diego (Dec. 27), his best average in four weeks and top net (39.4) since Nov. 15 vs. Dallas (46.5) ... flawless effort in 20-7 wild-card victory at Dallas (Jan. 2) with eight punts for 37.9-yard average and three inside-the-20 efforts at the 11, 10, and 1-yard lines ... forced Sanders into two fair catches, Tyrone Hughes into one, and allowed Hughes one 11-yard return until Sanders shook loose for a 41-yard return in the fourth quarter to set up Dallas' only

touchdown of the game ... capped the victory with 36-yard punt with one minute left that Fred Brock downed at the one-yard line ... two punts for 36-yard average in divisional playoff loss at Minnesota (Jan. 10).

✦ **College/Personal:** Former walk-on at Florida State University (F.S.U.) ... originally played collegiate baseball (catcher) in Florida at Flagler College and Florida Community College ... rotator cuff injury stalled baseball career ... despite F.S.U. having two punters on scholarship, earned punting duties as a senior ... punted 45 times for 1,820 yards, good for a 40.4-yard average for the 11-2 Seminoles ... in 1991 season-ending 14-9 loss to Florida, posted 50-yard average on six punts, highlighted by two 60-yarders and a 57-yarder ... played football and baseball at St. Augustine (Fla.) High School ... interests include classic cars and golf ... owns bachelor's degree in education from F.S.U. ... wife Julianne, daughters Ava Anne and Margeau Scott ... born Dec. 17, 1969 in St. Augustine. ✦

Scott Player Career Stats

Punting

Year	Punts	Yards	Average	Touchbacks	Inside 20	Long	Blocked	Net Average
1998	81	3,378	41.7	6	12	67	1	35.9
1999	94	3,948	42.0	8	18	60	0	36.7
2000	65	2,871	44.2	5	17	55	0	37.3
2001	67	2,779	41.5	7	17	58	0	33.8
2002	88	3,864	43.9	10	28	58	1	35.0
Totals	395	16,840	42.5	36	92	67	2	35.9

Additional Statistics

One rush for -11 yards on mishandled field-goal attempt, 2000; one rush for no yards on mishandled field goal attempt, 2001, one rush for no yards on mishandled field goal attempt, 2002.

Games

Games—1998: 16, 1999: 16, 2000: 16, 2001: 12, 2002: 16, Totals: 76.

Single-Game Bests

Punts: 10 at N.Y. Jets, Nov. 7, 1999. Gross Average: 51.0 vs. Philadelphia, Dec. 5, 1999. Yards: 419 vs. N.Y. Giants, Oct. 10, 1999. Longest Punt: 67 vs. Chicago, Oct. 11, 1998. Net Average: 48.3 vs. Chicago, Oct. 11, 1998. Inside the 20: 5 vs. Dallas, Oct. 20, 2002.



Nathan Poole

Wide Receiver

6-2 210 Second Year

Free Agent, 2002

College: Marshall

DOB: February 1, 1977

Hometown: Danville, Virginia



✦ **Pro Career:** Free agent has ridden the same roller coaster the past two years, beginning each season at training camp with the Cardinals, waived prior to the season, then re-signed later in the year

✦ **2002:** After attending training camp, sum-

moned from his post-football job at a children's home in North Carolina to bolster Cards' injury-depleted receiving corps ... played in final five games (one start), catching 13 passes for 108 yards

(Nathan Poole continued on page 136)

(Nathan Poole continued from page 135)

(8.3-yard average) with one touchdown in addition to special-teams duty ... signed to practice squad Oct. 29 ... activated Nov. 6 ... **first NFL action at Kansas City (Dec. 1)** off the bench following early-game injury to starter Frank Sanders (foot) ... caught three passes for 35 yards ... **first pro reception a 15-yard grab from quarterback Jake Plummer** that converted a third-and-12 down in second quarter ... later in drive converted a third-and-eight play with nine-yard catch ... led Cards with six receptions for 41 yards and a score in starting role of 23–20 overtime win vs. Detroit (Dec. 8) ... **first pro touchdown** was a 10-yard hitch route near the end of the first half that he completed with a vault for the final two yards into the end zone ... concluded season with two catches at St. Louis (Dec. 15) and vs. San Francisco (Dec. 21).

▶**2001:** Spent training camp with Cards ... waived during preseason ... re-signed to practice

squad on Dec. 3 for duration of season.

▶**College/Personal:** Moved into the starting lineup midway through sophomore year at Marshall ... **caught passes in 38 consecutive games** ... ranked third in Mid-American Conference history with 215 receptions and fifth with 2,840 receiving yards ... **two-time first-team all-Mid-American Conference selection** ... as a senior, caught 73 passes for 883 yards (12.9-yard average) and four touchdowns ... 71 catches for 1,122 yards (15.8-yard average) and nine touchdowns as a junior ... competed on the Thundering Herd's track team in the spring of 1999 ... won the triple jump at the Kent Indoor Open with a leap of 45'-7" ... also competed in the 4x100-meter relays ... averaged two points per game for Marshall's 1997–98 basketball team ... three-year letter winner in football and basketball at George Washington (Danville, Va.) High School ... sports management major at Marshall ... born Feb. 1, 1977. ▶

Nathan Poole Career Stats

Receiving

Year	No.	Yards	Average	Long	TD
2002	13	108	8.3	15	1
Totals	13	108	8.3	15	1

Single-Game Bests

Yards Receiving: 41 vs. Detroit, Dec. 8, 2002. **Receptions:** 6 vs. Detroit, Dec. 8, 2002. **Longest Reception:** 15 at Kansas City, Dec. 1, 2002. **TDs Receiving:** 1 vs. Detroit, Dec. 8, 2002.

Games

Games (Starts)—2002: 5 (1). **Totals:** 5 (1).

2002

Date	Opponent	Receptions	Yards	Average	Long	TD
Sept. 8, 2002	At Washington					
Sept. 15, 2002	At Seattle					
Sept. 22, 2002	San Diego					
Sept. 29, 2002	N.Y. Giants					
Oct. 6, 2002	At Carolina					
Oct. 20, 2002	Dallas					
Oct. 27, 2002	At San Francisco					
Nov. 3, 2002	St. Louis	Practice Squad				
Nov. 10, 2002	Seattle	Inactive				
Nov. 10, 2002	At Philadelphia	Inactive				
Nov. 10, 2002	Oakland	Did Not Play				
Dec. 1, 2002	At Kansas City	3	35	11.7	15	0
Dec. 8, 2002	Detroit	6	41	6.8	11	1
Dec. 15, 2002	At St. Louis	2	22	11.0	14	0
Dec. 21, 2002	San Francisco	2	10	5.0	6	0
Dec. 29, 2002	At Denver	0	0	0.0	0	0
Totals		13	108	8.3	15	1



Travis Prentice

Running Back

6-0 ▶ 227 ▶ Fourth Year

Free Agent, 2002

College: Miami, O.

DOB: December 8, 1976

Hometown: Louisville, Kentucky



▶**Pro Career:** Signed as free agent with Arizona Dec. 3, 2002 ... originally selected by

Cleveland in third round (63rd overall) of 2000 NFL Draft ... **led Browns in rushing as a rookie**

with 512 yards and seven scores as 11-game starter ... traded to Minnesota September 2, 2001 ... appeared in 14 games for Vikings, primarily on special teams ... signed as free agent with expansion Houston Texans for 2002 training camp.

❖**2002 (Cardinals, Texans):** Acquired by Houston from Minnesota via waivers May 2 ... in preseason play, rushed 20 times for 22 yards, caught 8 passes for 70 yards, and returned 3 kick-offs 87 yards ... waived Sept. 1 on final roster reduction ... signed as free agent with Arizona Dec. 4 ... inactive for all four games on roster.

❖**2001 (Vikings):** Acquired by Vikings from Cleveland with quarterback Spergon Wynn Sept. 2 in exchange for conditional draft selections ... rushed 14 times for 13 yards and two touchdowns, caught 1 pass for 10 yards, and recorded 5 tackles on special teams ... scored on one-yard runs vs. Tampa Bay (Sept. 30) and vs. Detroit (Oct. 14) ... three special-teams tackles at Pittsburgh (Dec. 2).

❖**2000 (Browns):** Started 11 of 16 games and led Browns with 173 rushing attempts for 512 yards and seven touchdowns ... also caught 37 passes for 191 yards and one score ... **first NFL start at Arizona (Oct. 8)** produced career-best 28 carries for 97 yards and three touchdowns.

❖**College/Personal:** Four-year letterman at Miami, O. ... **departed as the NCAA's all-time Division I-A leader in points scored (468), rushing touchdowns (73), and total touchdowns (78), and established NCAA marks for most games scoring a touchdown (35), most games with more than one touchdown (25), most consecutive 1,500-yard rushing seasons (three), and consecutive rushing attempts without a fumble (862) ... held 35 school single-game and career records, including 5,596 rushing yards and 6,118 all-purpose yards ...** all-district prep selection at Manual High School in Louisville, Ky. ... born December 8, 1976 in Louisville. ❖

Travis Prentice Career Stats

Rushing

Year	No.	Yards	Average	Long	TD
2000*	173	512	3.0	17	7
2001**	14	13	0.9	6	2
2002	0	0	0.0	0	0
Totals	187	525	2.8	17	9
Cards	0	0	0.0	0	0

*Cleveland **Minnesota

Games

Games (Starts)—*2000: 16 (11), **2001: 14 (0), 2002: 0 (0).

Totals: 30 (11), Cards: 0 (0).

*Cleveland **Minnesota

Receiving

Year	No.	Yards	Average	Long	TD
2000*	37	191	5.2	13	1
2001**	1	10	10.0	10	0
2002	0	0	0.0	0	0
Totals	38	201	5.3	13	1
Cards	0	0	0.0	0	0

*Cleveland **Minnesota

Single-Game Bests (all with Browns)

Rushing Attempts: *28 at Arizona, Oct. 28, 2000. **Yards Rushing:**

*97 at Arizona, Oct. 28, 2000. **Longest Run:** *17 at Jacksonville, Dec.

3, 2000. **Touchdowns Rushing:** *3 at Arizona, Oct. 28, 2000. **Pass**

Receptions: *5 at Oakland, Sept. 24, 2000. **Yards Receiving:** *45 at

Oakland, Sept. 24, 2000. **Longest Reception:** *13 at Oakland, Sept.

24, 2000. **Touchdowns Receiving:** *1 at Denver, Oct. 15, 2000.

*Cleveland **Minnesota

2002 (Cardinals)

Date	Opponent	Rushing					Receiving				
		Att.	Yards	Avg.	Long	TD	Rec.	Yards	Avg.	Long	TD
Sept. 8, 2002	At Washington										
Sept. 15, 2002	At Seattle										
Sept. 22, 2002	San Diego										
Sept. 29, 2002	N.Y. Giants										
Oct. 6, 2002	At Carolina										
Oct. 20, 2002	Dallas										
Oct. 27, 2002	At San Francisco										
Nov. 3, 2002	St. Louis										
Nov. 10, 2002	Seattle										
Nov. 17, 2002	At Philadelphia										
Nov. 24, 2002	Oakland										
Dec. 1, 2002	At Kansas City										
Dec. 8, 2002	Detroit										
Dec. 15, 2002	At St. Louis										
Dec. 21, 2002	San Francisco										
Dec. 29, 2002	At Denver										
Totals		0	0	0.0	0	0	0	0.0	0	0	0

Signed Dec. 3, 2002

Inactive

Inactive

Inactive

Inactive

2002 (Vikings)

Date	Opponent	Rushing					Receiving				
		Att.	Yards	Avg.	Long	TD	Rec.	Yards	Avg.	Long	TD
Sept. 9, 2001	Carolina	Did not play									
Sept. 23, 2001	At Chicago	Did not play									
Sept. 30, 2001	Tampa Bay	0	0	0.0	0	0	0	0	0.0	0	0
Oct. 7, 2001	At New Orleans	0	0	0.0	0	0	0	0	0.0	0	0
Oct. 14, 2001	Detroit	2	2	1.0	11	1	0	0	0.0	0	0
Oct. 21, 2001	Green Bay	0	0	0.0	0	0	0	0	0.0	0	0
Oct. 28, 2001	At Tampa Bay	1	1	1.0	11	1	0	0	0.0	0	0
Nov. 11, 2001	At Philadelphia	2	4	2.0	3	0	0	0	0.0	0	0
Nov. 19, 2001	N.Y. Giants	2	7	3.5	6	0	0	0	0.0	0	0
Nov. 25, 2001	Chicago	1	0	0.0	0	0	1	10	10.0	10	0
Dec. 2, 2001	At Pittsburgh	1	-2	-2.0	-2	0	0	0	0.0	0	0
Dec. 9, 2001	Tennessee	1	-1	-1.0	-1	0	0	0	0.0	0	0
Dec. 16, 2001	At Detroit	1	0	0.0	0	0	0	0	0.0	0	0
Dec. 23, 2001	Jacksonville	1	-2	-2.0	-2	0	0	0	0.0	0	0
Dec. 30, 2001	At Green Bay	2	4	2.0	6	0	0	0	0.0	0	0
Jan. 7, 2002	At Baltimore	0	0	0.0	0	0	0	0	0.0	0	0
Totals		14	13	0.9	6	2	1	10	10.0	10	0

2002 (Browns)

Date	Opponent	Rushing					Receiving				
		Att.	Yards	Avg.	Long	TD	Rec.	Yards	Avg.	Long	TD
Sept. 3, 2000	Jacksonville	0	0	0.0	0	0	0	0	0.0	0	0
Sept. 10, 2000	At Cincinnati	8	46	5.8	17	1	1	10	10.0	10	0
Sept. 17, 2000	Pittsburgh	4	3	0.8	3	0	2	10	5.0	9	0
Sept. 24, 2000	At Oakland	3	1	0.3	2	0	5	45	9.0	13	0
Oct. 1, 2000	Baltimore	7	13	1.9	8	0	4	15	3.8	5	0
Oct. 8, 2000	At Arizona	28	97	3.5	15	3	3	7	2.3	4	0
Oct. 15, 2000	At Denver	6	27	4.5	16	0	3	17	5.7	7	1
Oct. 22, 2000	At Pittsburgh	14	48	3.4	10	0	3	8	2.7	4	0
Oct. 29, 2000	Cincinnati	16	40	2.5	10	0	0	0	0.0	0	0
Nov. 5, 2000	N.Y. Giants	11	15	1.4	5	0	2	3	1.5	7	0
Nov. 12, 2000	New England	19	84	4.4	13	0	4	19	4.8	9	0
Nov. 19, 2000	At Tennessee	7	14	2.0	8	0	1	6	6.0	6	0
Nov. 26, 2000	At Baltimore	11	13	1.2	8	1	1	3	3.0	3	0
Dec. 3, 2000	At Jacksonville	10	33	3.3	17	0	2	6	3.0	8	0
Dec. 10, 2000	Philadelphia	17	46	2.7	11	2	4	29	7.3	9	0
Dec. 17, 2000	Tennessee	12	32	2.7	8	0	2	13	6.5	8	0
Totals		173	512	3.0	17	7	37	191	5.2	13	1



Coby Rhinehart

Cornerback

5-11 **198** **Fifth Year**
Sixth Round-a (190th), 1999
College: Southern Methodist
DOB: February 7, 1977
Hometown: Dallas, Texas

23

➤ **Pro Career:** Selected by Arizona in sixth round (190th overall) of the 1999 NFL Draft ... played in all 16 games in '99, spent the entire 2000 season on injured reserve following reconstructive knee surgery from a preseason injury, appeared in 13 games in 2001 and 16 outings (two starts) last year ... in 45 NFL games, owns 28 tackles (22 solos), 1 interception, and 46 special-teams tackles.

➤ **2002:** Played in all 16 games (two starts) ...

led Arizona's special teams with 18 tackles and 65 "blocks" ... 18 tackles (16 solos), 1 tackle for loss, 3 pass deflections, and 1 interception from scrimmage ... one punt return for 18 yards ... clutch **first career interception at Carolina (Oct. 6)** with just under six minutes left as Cards converted the turnover into a touchdown to pull even at 13-13 in 16-13 overtime win ... added two tackles on special teams ... two tackles from scrimmage vs.

Dallas (Oct. 20) plus two tackles on kick coverage and five blocks on kick-return units in 9-6 win ... came off bench to relieve injured starter Renaldo Hill (foot) in first quarter at San Francisco (Oct. 27), recording one tackle for loss in 40 plays ... also scooped a loose punt for an 18-yard return ... downed a punt at the three-yard line at Philadelphia (Nov. 17) ... started vs. Oakland (Nov. 24) as extra defensive back, posting one solo tackle from scrimmage ... one solo tackle and a pass deflection vs. Detroit (Dec. 8) two solo tackles and two assists on special teams in 23-20 overtime win ... started at strong safety in place of Adrian Wilson (hamstring) at Denver (Dec. 29) and led secondary with six solo tackles and a pass deflection.

➤**2001:** Played in 13 games, primarily on special teams ... inactive for three outings ... admirable return from reconstructive knee surgery, showing little or no effects ... 4 solo tackles, 4 assists from scrimmage, and 11 tackles with 50 "blocks" on special teams ... outstanding game on special teams at Chicago (Oct. 13) with 2 tackles, 1 forced fumble, and 3 blocks ... nailed Chicago returner Glyn Milburn on opening kickoff of second half with fierce hit, popping the ball loose ... Card linebacker Zack Walz recovered at the Chicago 30-yard line ... contributed to 17-10 win over Dallas (Dec. 23) with 3 tackles from scrimmage, 1 tackle, and 6 blocks on special teams ... added two tackles from scrimmage, one solo stop on kick-coverage units in 30-7 win at Carolina.

➤**2000:** Suffered severe knee injury in preseason outing at Minnesota (Aug. 18) ... stepped awkwardly in pass coverage, appearing to catch right foot on seam of second-base sliding insert on artificial surface in Metrodome ... sustained torn anterior cruciate and lateral collateral ligaments in right knee ... underwent reconstructive surgery Aug. 29 ... the surface also claimed two teammates to season-ending injuries the same night—cornerback J.J. McCleskey (fractured right ankle) and wide receiver Rob Moore (torn anterior cruciate ligament in left knee) ... placed on injured reserve Aug. 22.

➤**1999:** Concluded rookie season as **team**

leader with 77 "blocks" on special teams, adding 17 tackles on kick coverage ... appeared in all 16 games ... three solo tackles in kick coverage in season opener at Philadelphia (Sept. 12) ... fine special-teams outing in 14-3 win vs. N.Y. Giants (Oct. 10) with four solo tackles and forcing fumble by Giant returner Amani Toomer in the fourth quarter that rolled out of bounds, leaving Giants in possession ... five blocks on special teams and assisted on muffed punt recovery by teammate Mario Bates vs. Washington (Oct. 17) when he drove Redskin Darryl Pounds backwards and the ball bounced off the back of his leg ... added three solo tackles on special teams in 34-24 victory at N.Y. Giants (Nov. 28) ... registered on the defensive scrimmage ledger vs. Buffalo (Dec. 19) with a solo tackle and hurry ... one solo tackle from scrimmage with extended playing time in second half at Atlanta (Dec. 26) ... concluded rookie season with two tackles on special teams at Green Bay (Jan. 2).

➤**College/Personal:** Mainstay in the Southern Methodist secondary ... expanded role as senior in 1998 by also performing as a wide receiver in addition to handling return chores ... all-Western Athletic Conference (W.A.C.) first-team selection in '98 at cornerback ... **Senior Bowl most valuable player for the South squad following senior season** ... recipient of the Project Tomorrow endowment, created by the Salvation Army Dallas County Advisory Board, enabling gifted youths to attend Tyler Street Christian Academy in his native Dallas ... class 2-A all-Texas selection as a high school senior with 35 receptions for 678 yards (19.4-yard average) and nine touchdowns ... **also a standout basketball player, averaging 18 points as a senior for the two-time state champions** ... four-year letter winner in both football and basketball ... member of the National Honor Society ... won his school's math and science award ... advertising major at Southern Methodist ... recipient of the 1989 Dallas Boy-of-the-Year Award from the Salvation Army ... given name is Jacoby ... wife Shandra ... daughter Jaelah ... born Feb. 7, 1977. ✦

Coby Rhinehart Career Stats

Tackles-QB Sacks

Year	Solo	Assists	Total	QB Sacks
1999	2	0	2	0
2000	Injured reserve (knee)			
2001	4	4	8	0
2002	16	2	18	0
Totals	22	6	28	0

Additional Statistics

One punt return for 18 yards, 2002.

Games

Games (Starts)—1999: 16 (0); 2000: IR, 2001: 13 (0), 2002: 16 (2). **Totals:** 45 (2).

Interceptions

Year	No.	Yards	Average	Long	TD
1999	0	0	0.0	0	0
2000	0	0	0.0	0	0
2001	0	0	0.0	0	0
2002	1	0	0.0	0	0
Totals	1	0	0.0	0	0

Single-Game Bests

Combined Tackles: 7 at Denver, Dec. 29, 2002. **Solo Tackles:** 6 at Denver, Dec. 29, 2002. **Interceptions:** 1 at Carolina, Oct. 6, 2002. **Passes Defended:** 1 several times, most recently at Denver, Dec. 29, 2002.



Kendrick Rogers

Tackle

6-5 311 First Year

Free Agent, 2002

College: Alabama A&M

DOB: October 10, 1976

Hometown: Mobile, Alabama

78

Pro Career: Signed Sept. 3, 2002 and added to practice squad for first two weeks of the season ... waived Sept. 20 ... re-signed to practice squad Nov. 20 ... activated to 53-man roster Dec. 27 but declared game-day inactive for season finale at Denver (Dec. 29) ... re-signed Jan. 29, 2003 ... allocated to NFL Europe ... started all 10 games at right tackle for eventual World Bowl champion Frankfurt Galaxy ... helped Galaxy, which defeated Rhein Fire 35-16 in the title game, rank second in the league with 3,636 yards total

offense ... spent entire 2001 season on Eagles' practice squad.

College/Personal: Began career at Alabama A&M at defensive end before switching to offensive tackle ... two-time all-Southwestern Athletic Conference selection started 34 consecutive games and did not allow a sack his final two seasons ... football standout at Blount High School in Mobile, Alabama ... telecommunications major at Alabama A&M ... born Oct. 10, 1976 in Mobile.



Raleigh Roundtree

Guard/Tackle

6-5 344 Seventh Year

Free Agent, 2002

College: South Carolina State

DOB: August 31, 1975

Hometown: Augusta, Georgia

73

Pro Career: Signed as free agent with Arizona Sept. 9, 2002 ... five-year (1997-2001) veteran of San Diego Chargers released by Jacksonville Sept. 2 after signing with Jaguars as a free agent June 13 ... plays both guard and tackle ... *prior to joining Arizona, started 41 of 62 games in five NFL seasons at left tackle (1 game), left guard (32), right guard (5), and right tackle (3) for Chargers* ... appeared in 10 games with six starts for Cardinals last year ... originally selected by San Diego in fourth round (109th overall) of 1997 NFL Draft.

2002 (Cardinals): Signed with Arizona as free agent Sept. 9 ... played in 10 games with six starts at left guard (three games), right guard (two games), and right tackle (one game) ... came off bench vs. *N.Y. Giants (Sept. 29) for first action in*

Cardinal uniform when starting right guard Chris Dishman suffered a concussion ... with Dishman (knee) inactive vs. Dallas (Oct. 20), started and played entire game at right guard in 9-6 overtime win ... pressed into action in second quarter vs. St. Louis (Nov. 3) to fill in at right tackle after starter Leonard Davis left game with concussion and replacement John Fina lasted just two plays before leaving game with ankle sprain ... second consecutive game with relief duty off the bench, this time at right guard when Dishman suffered knee sprain in second period vs. Seattle (Nov. 10) ... started at right guard in place of Dishman at Philadelphia (Nov. 17), relieved temporarily when Anthony Clement saw first action of season at right tackle and Davis moved back to guard in first quarter, then finished game at guard when Davis bounced

back outside to finish game at tackle ... relief duty again at Kansas City (Dec. 1), this time in second quarter after starting left guard Pete Kendall departed with sprained left knee ... started next three games at left guard ... also bumped outside vs. San Francisco (Dec. 21) to right tackle for injured Davis (knee) as rookie Tony Wragge came off bench to finish game at left guard ... concluded season as starter at right tackle at Denver (Dec. 29).

↖**2001 (Chargers):** Started all 16 games at left guard.

↖**2000 (Chargers):** Started first 15 games at left guard ... special-teams duty in season finale vs. Pittsburgh (Dec. 24).

↖**1999 (Chargers):** Played in 15 games with five starting roles at right guard and left and right tackle ... opened as Chargers' right guard for first three games of season ... started at left tackle the next week at Detroit (Oct. 10) ... returned to starting lineup on the opposite right-tackle spot two

weeks later vs. Green Bay (Oct. 24).

↖**1998 (Chargers):** Played in 15 games with five starts at three positions—left guard (one game), right guard (two games), and right tackle (two games) ... primarily special-team duty in first eight contests ... *first NFL start at left guard vs. Kansas City (Nov. 22)* ... opened at right guard at Washington (Dec. 6) and at Seattle (Dec. 13) ... started at right tackle vs. Oakland (Dec. 20) and at Arizona (Dec. 27).

↖**1997 (Chargers):** Inactive for all 16 games as a rookie.

↖**College/Personal:** Three-time all-Mid-Eastern Athletic Conference first-team pick at South Carolina State ... *helped lead squad to the Black College national championship in 1994* ... four-year letterman in football and baseball at Josey High School in Augusta, Ga. ... owns degree in industrial education ... enjoys bowling with high game of 239 ... pro wrestling aficionado ... wife Sondra ... born August 31, 1975. ♣

Raleigh Roundtree Career Stats

Games

Games (Starts)—1997: 0 (0), 1998: 15 (5), 1999: 15 (5), 2000: 16 (15), 2001: 16 (16), 2002: 10 (6). Totals: 72 (47). Cards: 10 (6).
*San Diego



Josh Scobey

Running Back

6-0 ↖ 222 ↖ First Year
Sixth Round (185th), 2002

College: Kansas State

DOB: December 11, 1979

Hometown: Oklahoma City, Oklahoma



↖**Pro Career:** Selected by Cardinals in sixth round (185th overall) of 2002 NFL Draft ... suffered broken thumb during preseason ... spent entire campaign on injured reserve.

↖**College/Personal:** Called Kansas State's finest recruit in the last decade and the hardest worker in the program by the coaching staff ... former junior-college standout (Northeastern Oklahoma A&M) quickly established himself as one of the country's top running backs ... despite playing only two seasons for the Wildcats, ranked prominently in career statistics—seventh in scoring (186 points), fifth in rushing (1,981 yards), and third in 100-yard performances (9) ... *31 rushing touchdowns set a K-State career record ... established school record as a senior with 1,263 rush-*

ing yards on 240 carries (5.3-yard average) ... scored 90 points and averaged 124.5 all-purpose yards per game ... standout tailback at Northeastern A&M (Okla.) Community College ... two-year starter rushed for more than 1,100 yards in each of his two seasons and averaged 5.4 yards per carry ... all-America honorable mention by USA Today at Del City (Oklahoma City, Okla.) High School ... set single-season rushing record with 1,819 yards and 21 touchdowns in 1997 ... also led the squad with 103 tackles as a sophomore ... lettered four times in football and twice in track ... business marketing major ... originally signed with Kansas State in 1998 before attending Northeastern A&M ... born December 11, 1979 ... resides in Oklahoma City. ♣



L.J. Shelton

Tackle

6-6 335 **Fifth Year**

First Round-b (21st), 1999

College: Eastern Michigan

DOB: March 21, 1976

Hometown: Rochester Hills, Michigan

70

➤**Pro Career:** Huge ex-basketball player now an anchor of Arizona's imposing offensive line ... along with right tackle Anthony Clement forms talented bookend tackle combo for Cardinals ... Arizona's second selection of first round (21st overall) in 1999 NFL Draft ... *father, Lonnie, played in the NBA for 10 seasons, was an all-star in 1979-80, and played for the 1978 NBA champion Seattle SuperSonics* ... has started 53 of 55 appearances at left tackle over four seasons, including the full 16-game slates the past two years.

➤**2002:** Dubbed "The Last Man Standing" by teammates as only offensive linemen to withstand the season's rash of injuries ... only offensive line starter to answer the bell 16 times ... battled through ankle injury that required postseason surgery to start every game and line up for 994 of 1,003 offensive snaps ... left 24-13 win at Seattle (Sept. 15) with ankle sprain after helping tailback Thomas Jones rush for career-best 173 yards ... returned to lineup and played entire game the following week vs. San Diego (Sept. 22).

➤**2001:** Logged first full season as 16-game starter at left tackle as he and Clement each played all 955 offensive plays ... key component of offensive line that allowed just 29 quarterback sacks, second fewest in franchise history in a 16-game season ... the 1978 line allowed 22 sacks and featured three Pro Bowlers—center Tom Banks, tackle Dan Dierdorf, and guard Bob Young.

➤**2000:** Started final 13 games (14 overall) at left tackle in sophomore campaign ... opened at left tackle at N.Y. Giants (Sept. 3) but suffered right-knee sprain on first play from scrimmage and did not return ... inactive for next two games ... returned to limited practice time Sept. 27 ... back in starting lineup at San Francisco (Oct. 1) and played entire game ... along with Clement, impressive game as Cards had success running off right and left tackle lanes against Saints' top-rated defense ... played into second half at Philadelphia (Nov. 19) before sprained ankle sent him to the

bench as Ethan Brooks finished ... played final five contests.

➤**1999:** Missed rookie training camp during protracted contract negotiations ... signed Sept. 25 two games into the regular season ... roster exemption for two more games ... appeared as reserve in *first two NFL appearances—Oct. 10 vs. N.Y. Giants and Oct. 17 vs. Washington* ... *first NFL start in third game Oct. 31 vs. New England* ... started seven consecutive games ... ankle sprain in second half of seventh start Dec. 12 at Washington effectively ended his season ... replaced by Matt Joyce ... Friday inactive next two games, game-day inactive for season finale at Green Bay (Jan. 2).

➤**College/Personal:** All-America second-team selection by The Sports Network as senior and two-time all-Mid-American Conference first-team choice at Eastern Michigan ... graded 90 percent for blocking consistency as senior, registering a career-high 102 knockdowns for an offense that gained 3,985 yards ... three-year starter at left tackle ... *as a junior, protected the blind side of current Steeler quarterback Charlie Batch* ... earned all-league, all-county honorable mention, and all-area in basketball as a junior and senior at Rochester High School, Rochester Hills, Michigan ... served as basketball captain, averaging 13 points and 12.3 rebounds per game as a senior ... also named to the all-league team in football, competing as an offensive lineman ... dropped football his senior season to concentrate on basketball ... telecommunications and film major at Eastern Michigan ... ironically, lived near former Card, Lion, N.Y. Giant, and Buccaneer left tackle Lomas Brown in Rochester Hills ... now fills Brown's vacated left-tackle position in the Arizona offensive line ... worked out with Brown at Rochester Adams High School ... brother Marlon completed his four-year basketball career at the University of Washington last season ... born March 21, 1976 in Rochester Hills. ✎

L.J. Shelton Career Stats

Games

Games (Starts)—1999: 9 (7), 2000: 14 (14), 2001: 16 (16), 2002: 16 (16). Totals: 55 (53).



Marcel Shipp

Running Back

5-11 230 Third Year

Free Agent, 2001

College: Massachusetts

DOB: August 8, 1978

Hometown: Paterson, New Jersey



➤ **Pro Career:** Free-agent signee from Massachusetts displayed great potential when given the opportunity to play in 2002 ... one of bright spots during Cards' injury-marred 2002 season ... despite only six starts, led the Cardinals in rushing with 834 yards on 188 carries (4.4-yard average) and touchdowns with nine six-pointers, ranked second in overall scoring with 54 points and receptions with 38 catches (413 yards) ... his showing earned him a four-year contract extension at season's end ... near-exclusive action on special teams as a rookie.

➤ **2002:** Finished the season with **1,247 total yards from scrimmage on 226 touches (188 rushes, 38 receptions) to finish with a 5.5-yard average, second in the NFC to Minnesota running back Michael Bennett (5.6-yard average) and fifth in the NFL ...** 5.52-yard average also was best by a Cardinal since fullback Larry Centers averaged 5.54 yards in 1996 (116 rushes for 425 yards, 99 receptions for 766 yards) ... **also on receiving end of 80-yard scoring play on screen pass at St. Louis (Dec. 15), the team's longest play from scrimmage since 1988 ...** added two rushing touchdowns against the Rams for three overall, a Cardinal first since quarterback Jake Plummer rushed for three scores at Washington Nov. 22, 1998 ... also returned six kickoffs 120 yards ... returned kickoffs for 20 and 29 yards and added one assist and five blocks on special teams in season-opener at Washington (Sept. 8) ... provided change of pace at Seattle (Sept. 15) for tailback Thomas Jones (career-best 173 rushing yards) with eight carries for 39 yards and long run of 17 yards on first down near midfield in game-clinching touchdown drive of 24-13 win ... also made fine block as kick returner MarTay Jenkins took fourth-quarter kickoff 95 yards for a score,

then on ensuing Card kickoff made the tackle downfield ... **scored first career touchdown vs. San Diego (Sept. 22)** with 31-yard catch on third-and-four play midway through fourth quarter by outrunning Charger linebacker Junior Seau to the end zone ... it marked the longest reception by a Cardinal running back in 23 games ... came off the bench for Jones vs. N.Y. Giants (Sept. 29) and was a one-man show with 92 rushing yards and a touchdown on 17 carries, and five receptions for 39 yards and a score for 131 yards total offense, nearly one-half of the Cards' team total of 263 ... in fourth quarter alone, ran 65 yards on 11 carries with a 25-yard burst to the 10-yard line to set up his touchdown catch ... later scored on a 10-yard touchdown run on his sixth consecutive carry of the drive ... suffered a mild sprain of his left knee on the touchdown run, however ... also tackled Giant punter Matt Allen short of first-down yardage on botched punt in third quarter ... did not play (knee) as rookie Damien Anderson opened at tailback at Carolina (Oct. 6) ... came off bench in second quarter vs. Dallas (Oct. 20) to spell Jones and gain 33 yards on 11 carries and catch one pass for 14 yards ... scored twice on runs of seven and 11 yards at San Francisco (Oct. 27), garnering 27 yards on six carries and catching one pass for 15 yards ... fine relief duty with 85 rushing yards on 16 carries and two pass receptions for 20 yards vs. Seattle (Nov. 20) ... impressive third quarter with 14 carries for 61 yards, then added a 14-yard run in fourth quarter ... his spotlight was dulled by a pair of lost fumbles inside the Seattle 10-yard line, one on hit by Seahawk defender as he received the handoff ... led team in rushing yards (76) and pass receptions (five) at Philadelphia (Nov. 17) ... highlight of the day was a 56-yard third-quarter

(Marcel Shipp continued on page 144)

(Marcel Shipp continued from page 143)

burst from Cards' 22-yard line to the Eagle 22-yard line, but Arizona was unable to convert fourth-and-one down at 13-yard line four plays later when he was dropped for a five-yard loss ... 126 yards from scrimmage resulted from nine rushes for 76 yards and 8.4-yard average per attempt and five pass receptions for 50 yards ... also returned one kickoff 19 yards ... **rushed for over 100 yards vs. Oakland (Nov. 24) in first NFL start**—122 yards on 12 carries in the first half—with 16 attempts for 135 yards and an impressive 8.4-yard average with one touchdown ... first attempt was a 15-yard burst in the first quarter, then added runs of 27, 26, and 39 yards in addition to the three-yard scoring pop in the second quarter ... career-best seven receptions at Kansas City (Dec. 1) netted just 37 yards ... accounted for 130 yards from scrimmage in 23–20 overtime win vs. Detroit (Dec. 8) with 25 rushed for 85 yards and four pass receptions for 45 yards ... opened game with five rushes for 52 yards in first quarter, including consecutive runs of 13 and 16 yards to set up one-yard scoring pass from Plummer to Joel Makovicka and tie game at 7–7 ... split 158 yards total offense in half at St. Louis (Dec. 15) with 26 carries for 79 yards and two scores, two pass receptions for 79 yards, including an 80-yard scoring play on third-quarter screen pass—the Cards' longest play from scrimmage in 223 games and longest scoring connection for both he and quarterback Plummer ... finished first half with 39 yards rushing on 12 carries, including a five-yard touchdown run in second quarter ... added 26 yards on the ground and the 80-yard score in the third period ... finished with a one-yard sprint around left end with five minutes remaining to bring Cards to within 24–21 ... accounted for 115 yards from scrimmage (62.5 percent of team total) with 84 yards on 20 carries and four pass receptions for 31 yards vs. San Francisco (Dec. 21) ... popped loose for 40-yard run in first quarter, and later converted third-and-10 in third quarter with 15-yard pass reception ... held to just 64 com-

bined yards offense at Denver (Dec. 29) with 17 rushing attempts for 58 yards and one pass reception for six yards.

►**2001:** Played in 10 games, exclusively on special teams, as a rookie in 2001 ... inactive for four contests ... finished season ranked fifth with 12 special-teams tackles, added 33 blocks, and returned six kickoffs for 118 yards (19.7-yard average) ... first kick return duty resulted in one kickoff return for 21 yards at San Diego (Nov. 25) ... returned two more kickoffs for 36 yards at Oakland (Dec. 2), one return for 22 yards with two tackles on coverage units at N.Y. Giants (Dec. 15) ... returns of 26 yards vs. Dallas (Dec. 23) and 13 yards in season finale at Washington (Jan. 6).

►**College/Personal:** One of the most decorated athletes in University of Massachusetts history ... **left UMass as the sixth-ranked all-time rusher in NCAA Division I-AA annals with 5,383 yards** ... gained over 100 yards 33 times, including seven 200-yard performances ... **set school record with 19 consecutive 100-yard efforts** ... **left UMass with career records of 1,215 carries for 6,250 yards, 58 touchdowns, 378 points, and 7,759 all-purpose yards** ... also ranks second in Minuteman annals with 126 receptions and third with 6,250 yards total offense ... **sixth player in college football history to rush for over 6,000 yards and gain over 1,000 yards receiving in a career** ... **finalist for the Walter Payton Award, given to the top player in the NCAA Division I-AA ranks** ... **first team all-America as a sophomore with 2,542 yards rushing on 428 attempts (5.9-yard average) and 18 touchdowns** ... played one year of prep football at Milford (Conn.) Academy and was all-New Jersey choice as a senior at Passaic County Technical High School ... ran for 1,510 yards and 24 touchdowns on 172 carries (8.8-yard average) as a senior and gained 3,239 yards with 42 touchdowns on 429 carries (7.8-yard average) as a prep ... education major at UMass with minor in sociology ... born Aug. 8, 1978 in Paterson, N.J. ✚

Marcel Shipp Career Stats

Rushing

Year	No.	Yards	Average	Long	TD
2001	0	0	0.0	0	0
2002	188	834	4.4	56	6
Totals	188	834	4.4	56	6

Additional Statistics

Six kickoff returns for 118 yards, 2001.

Games

Games: 2001: 10 (0), 2002: 15 (6). Totals: 25 (6).

Receiving

Year	No.	Yards	Average	Long	TD
2001	0	0	0.0	0	0
2002	37	407	11.0	80t	3
Totals	37	407	11.0	80t	3

Single-Game Bests

Yards Rushing: 135 vs. Oakland, Nov. 24, 2002. **Rushing Attempts:** 26 at St. Louis, Dec. 15, 2002. **Longest Run:** 56 at Philadelphia, Nov. 17, 2002. **TDs Rushing:** 2 at San Francisco, Oct. 27, 2002; at St. Louis, Dec. 15, 2002. **Yards Receiving:** 79 at St. Louis, Dec. 15, 2002. **Receptions:** 7 at Kansas City, Dec. 1, 2002. **Longest Reception:** 80t at St. Louis, Dec. 15, 2002. **TDs Receiving:** One three times.

2002

Date	Opponent	Rushing					Receiving				
		Att.	Yards	Avg.	Long	TD	Rec.	Yards	Avg.	Long	TD
Sept. 8, 2002	At Washington	0	0	0.0	0	0	0	0	0.0	0	0
Sept. 14, 2002	At Seattle	8	39	4.9	17	0	0	0	0.0	0	0
Sept. 22, 2002	San Diego	0	0	0.0	0	0	1	31	31.0	31	1
Sept. 29, 2002	N.Y. Giants	17	42	5.4	25	1	5	39	7.8	12	1
Oct. 6, 2002	At Carolina	Did not play (knee)									
Oct. 20, 2002	Dallas	11	33	3.0	14	0	1	14	14.0	14	0
Oct. 27, 2002	At San Francisco	6	27	4.5	13	2	1	15	15.0	15	0
Nov. 3, 2002	St. Louis	3	15	5.0	11	0	3	26	8.7	11	0
Nov. 10, 2002	Seattle	16	85	5.3	16	0	2	20	10.0	18	0
Nov. 17, 2002	At Philadelphia	9	76	6.2	56	0	5	50	10.0	16	0
Nov. 24, 2002	Oakland	16	135	8.4	39	1	2	20	10.0	13	0
Dec. 1, 2002	At Kansas City	14	26	1.9	6	0	7	37	5.3	13	0
Dec. 8, 2002	Detroit	25	85	3.4	16	0	4	45	11.3	13	0
Dec. 15, 2002	At St. Louis	26	79	3.0	10	2	2	79	39.5	80	1
Dec. 21, 2002	San Francisco	20	84	4.2	40	0	4	31	7.8	15	0
Dec. 29, 2002	At Denver	17	58	3.4	12	0	1	6	6.0	6	0
Totals		188	834	4.4	56	6	37	407	11.0	80	3

2001

Date	Opponent	Rushing					Receiving				
		Att.	Yards	Avg.	Long	TD	Rec.	Yards	Avg.	Long	TD
Sept. 23, 2001	Denver	Did not play									
Sept. 30, 2001	Atlanta	Inactive									
Oct. 7, 2001	At Philadelphia	Inactive									
Oct. 14, 2001	At Chicago	Inactive									
Oct. 21, 2001	Kansas City	0	0	0.0	0	0	0	0	0.0	0	0
Oct. 28, 2001	@ Dallas	0	0	0.0	0	0	0	0	0.0	0	0
Nov. 4, 2001	Philadelphia	0	0	0.0	0	0	0	0	0.0	0	0
Nov. 11, 2001	N.Y. Giants	0	0	0.0	0	0	0	0	0.0	0	0
Nov. 18, 2001	Detroit	0	0	0.0	0	0	0	0	0.0	0	0
Nov. 25, 2001	At San Diego	0	0	0.0	0	0	0	0	0.0	0	0
Dec. 2, 2001	At Oakland	0	0	0.0	0	0	0	0	0.0	0	0
Dec. 9, 2001	Washington	Inactive									
Dec. 15, 2001	At N.Y. Giants	0	0	0.0	0	0	0	0	0.0	0	0
Dec. 23, 2001	Dallas	0	0	0.0	0	0	0	0	0.0	0	0
Dec. 30, 2001	At Carolina	0	0	0.0	0	0	0	0	0.0	0	0
Jan. 6, 2002	At Washington	0	0	0.0	0	0	0	0	0.0	0	0
Totals		0	0	0.0	0	0	0	0	0.0	0	0



Emmitt Smith

Running Back

5-10 **221** **Fourteenth Year**
Unrestricted Free Agent (Cowboys), 2003
College: Florida
DOB: May 15, 1969
Hometown: Escambia, Florida



Pro Career: Joined Arizona as unrestricted free agent March, 27, 2003 following storied career with Dallas Cowboys ... in 13 seasons, has made an impact on the NFL that few players can match at any position in any era ... *NFL's all-time rushing leader* ... owns 4 NFL rushing titles, 3 Super Bowl titles, 1 NFL most-valuable-player award (1993), and 1 Super Bowl (XXVIII) most-valuable-player accolade ... *eight-time Pro*

Bowler, more than any other offensive player in Dallas history and second only to Barry Sanders (10) among NFL running backs ... 975 rushing yards in 2002 made him the seventh player in NFL history to carry the title of all-time rushing leader, surpassing legendary Chicago Bear Walter Payton ... in 13 seasons, boasts 17,162 career rushing yards ... surpassed Payton's

(Emmitt Smith continued on page 146)

(Emmitt Smith continued from page 145)

16,726-yard career rushing total week eight of the 2002 season against Seattle ... *also the NFL's career leader for rushing touchdowns (153) and rushing attempts (4,052)* ... second in league annals in total touchdowns with 164, trailing only all-time leader Jerry Rice by 39 scores ... *first player in NFL history to post five consecutive seasons over 1,400 yards rushing* ... *Smith and legendary Cleveland Brown runner Jim Brown are the only players in NFL history to post seven consecutive 10-touchdown seasons to begin their careers* ... 1,021 yards rushing in 2001 made him the *first player in NFL history to rush for 1,000 yards in 11 consecutive seasons and the first to post 11 1,000-yard career rushing seasons* ... passed Payton's NFL-record career-carry total of 3,838 week three in 2002 ... *NFL-record 25 rushing touchdowns in 1995 gave him 100 career touchdowns in just six seasons (93 games), equalling Brown for fastest to that plateau* ... 153 career rushing touchdowns in 201 games gives him a 0.76 touchdown-per-game average, second only to Brown's 0.90 among all-time NFL rushing touchdown scorers (Ram Marshall Faulk is next at 0.64) ... longevity and ability to score touchdowns have combined to give Smith three of the five best touchdown totals against a single opponent in league history ... Smith's 25 career scores against his new team, Arizona, is the third best total by a player against an opponent since 1970, followed by his 24 scores against Washington and 22 against the N.Y. Giants ... one of only three players and the only non-kicker in Dallas history to log three career 100-point seasons ... the Cowboys were 99-26 (91-24 regular season) when Smith carried the ball 20 or more times in a game, 64-19 record (57-19 regular season) when he rushed for 100 yards ... *100 rushing yards in 153 of 301 games dating to high school (45 of 49 at Escambia High School, 25 of 34 at Florida, 83 of 218 at Dallas including playoffs)* ... *45 100-yard rushing games in high school remains the national record* ... 76 regular-season 100-yard rushing games ties him with Sanders for second behind Payton (77) in NFL annals ... *among Smith's Dallas-record 76 100-yard rushing games are 11 of the top 15 performances in Cowboy history and 18 outings over 150 yards (fourth-highest total of 150-yard games in NFL history)* ... excluding Cowboys, boasts 100-yard rushing efforts against 22 of the 31 other NFL teams ... rushed for 2,466 yards against the Philadelphia Eagles in his 12-year career, his best output against any single opponent ... that total ranks second since 1970 for running backs against one team ... also has the third and fourth best totals in that category ... *starts in 216 of 218 career games including playoffs* ... has missed just four career games due to injury ... led

Cowboys in rushing in 178 of his 201 regular-season games ... 5,928 rushing yards since the start of the 1998 season are the fifth-highest yardage total in the NFL over that time span ... 41 rushing touchdowns during the last five years is the third-best figure in the league ... owns a number of NFL postseason records—rushing yards (1,586), rushing touchdowns (19), consecutive games with rushing touchdowns (9), and 100-yard rushing games (7). ... *shares the NFL total playoff touchdown mark of 21 with ex-Bill Thurman Thomas* ... Smith also is third on the Dallas all-time reception list (486), trailing no. 2 Drew Pearson (489) by three catches ... *one of only six NFL players to amass over 9,000 career rushing yards and 400 career receptions, trailing only Marcus Allen, Faulk, Payton, Thomas, and Ricky Watters* ... on the NFL lists for yards from scrimmage (20,174) and combined yardage list (20,174 yards), ranks third and fourth, respectively.

▲**2002 (Cowboys): Record-breaking year for Smith as he moved past Payton to become the NFL's all-time rushing leader midway through the season ... led the Cowboys in rushing for the 13th time, finishing with 975 yards and five touchdowns on 254 carries ... ranked eighth in the NFC, 20th in the NFL in rushing ... began quest for the NFL's career rushing title with 17 carries for 67 yards at Houston (Sept. 8) ... also hauled in two passes for 12 yards as the Cowboys fell to Houston 19-10 in the Texans' inaugural regular-season game ... in the Cowboys' 21-13 win over Tennessee (Sept. 15), gained 59 yards on 18 carries, including a 22-yard pick-up late in the fourth quarter ... *became the NFL's all-time leader in rushing attempts (3,844) with his sixth carry against Philadelphia (Sept. 22)* ... finished the day with 11 carries for 52 yards, including a 19-yard run ... added two receptions for 31 yards ... in the Cowboys' 13-10 win over defending NFC champion St. Louis (Sept. 29), ran for 58 yards on 13 carries, including a *season-long 30 yard dash* from near the Dallas goal line to get the club out of a deep hole ... returning to Texas Stadium, posted 70 yards on the ground on 13 carries against the N.Y. Giants (Oct. 6), including a 30-yard touchdown run, *his longest touchdown run since a 63-yarder for a score at Minnesota Nov. 8, 1999* ... added two receptions for 15 yards ... with one reception for seven yards against Carolina (Oct. 13), *moved into a tie with Tony Hill for third on the Cowboys' all-time career reception list (479)* ... added 59 rushing yards on 13 carries ... in the Cowboys' 9-6 overtime loss at Arizona (Oct. 20), posted 82 rushing yards on 22 carries ... *became the NFL's all-time leading rusher with a season high 24 carries for 109 yards against Seattle (Oct. 27)* ... *on second-and-seven from the Dallas 30-yard line with 9:28 remaining in the fourth quarter, Smith burst up***

*the middle on an 11-yard run, recording the 16,728th rushing yard of his career to move past Payton's storied NFL mark of 16,726 career rushing yards ... culminated that same drive by scoring his 150th career rushing touchdown on a one-yard run ... 109 yards was his first career 100-yard rushing game against Seattle and the 75th 100-yard rushing game of his career ... also recorded one reception for three yards, moving him into sole possession of third place on the club's all-time reception list ... followed record-breaking day with 39 rushing yards on 16 carries at Detroit (Nov. 3) ... season-low eight carries for 22 yards at Indianapolis (Nov. 17) ... 73 rushing yards and a touchdown on 20 carries against Jacksonville (Nov. 24) plus a 12-yard reception ... in his 195th career start—second most in Cowboy history—Smith exploded for **season-high 144 rushing yards** on 23 carries against Washington (Nov. 28), his fourth consecutive 100-yard game against the Redskins and the 12th of his career to equal his career opponent best (Philadelphia) ... **in the fourth quarter on the same play, became the first player in NFL history to top 17,000 career rushing yards and also the third player to reach 20,000 career yards** ... the effort was Smith's third 100-yard Thanksgiving Day rushing performance against Washington in as many tries and his best rushing output since recording 150 yards against Washington Dec. 10, 2000 ... **4,000th career carry during a 19-tote, 66-yard effort against San Francisco (Dec. 28)** ... down early to the N.Y. Giants (Dec. 15), his day was somewhat limited with 11 carries for 32 yards ... in 200th career regular-season game, Philadelphia (Dec. 21) held him to 30 yards on eight carries in the final home game of the year ... closed season at Washington (Dec. 29) with 18 carries for a season-low 13 yards.*

▼**2001 (Cowboys): Became first player in NFL history to compile 11 1,000-yard rushing seasons, a feat accomplished over 11 consecutive years, with 1,021 rushing yards** ... 1,021 rushing yards ranked seventh in the NFC and 15th in the NFL despite missing two consecutive games due to injuries for the first time in his career ... partnered with Troy Hambrick (579 rushing yards) to make Dallas one of eight teams with two backs over the 500-yard rushing mark ... opened the season with 40 yards on 13 carries against Tampa Bay (Sept. 9) to top 18,000-yard mark in career combined net yards ... averaged five yards per carry with 17 rushes for 85 yards against San Diego (Sept. 23) ... **14-yard carry in the second quarter moved him past Barry Sanders into second place on the NFL's all-time rushing list** ... after a 58-yard rush-

ing performance in three quarters at Philadelphia (Sept. 30), recorded 25 rushing yards on 16 carries ... led squad with three receptions for 21 yards at Oakland (Oct. 7) ... **46 total yards against the Raiders moved Smith past Herschel Walker (18,168 total yards) into fifth place on the NFL's all-time combined net yardage list** ... first 100-yard rushing game of the season with 107 yards on 25 carries against Washington (Oct. 15) as the Cowboys rushed for 211 yards ... it was the 10th 100-yard rushing game of Smith's career against

Washington ... added five receptions for 45 yards, his best receiving output since recording five catches against Philadelphia on Oct. 10, 1999 ... 83 yards on 21 carries against

Arizona (Oct. 28) before spraining the medial collateral ligament in his right knee in the fourth quarter ... the injury forced him out of action the next two weeks vs. N.Y. Giants (Nov. 4) and Atlanta (Nov. 11), marking the first time in his career he missed back-to-back games due to injury ... returned to action against Philadelphia (Nov. 18) to run for 80 yards on 15 carries (5.3-yard average) ... on Thanksgiving Day against Denver (Nov. 22), ran nine times for nine yards with two receptions for seven yards, the second lowest single-game rushing total of his career ... the following week at Washington (Dec. 2), bounced back with second 100-yard rushing game of the season, recording 25 carries for 102 yards ... also scored first touchdown of the season with a five-yard run on the game's opening drive ... 11th career 100-yard rushing effort against the Redskins, including three in succession ... staying on a hot streak, ran 22 times for 62 yards and a touchdown, including a season-long 44-yard run, in the Cowboys' 20-13 win over the N.Y. Giants (Dec. 9) ... in the rain at Seattle (Dec. 16), limited to 12 carries for 39 yards ... closed season in style, topping the 100-yard mark for the third time with a season-high 128 yards at Arizona (Dec. 23) ... also a season-high 26 carries in the game to post 11th 100-yard game against the Cardinals ... in the Cowboys' 27-21 upset win over playoff-bound San Francisco (Dec. 30), recorded second consecutive 100-yard rushing game and his fourth of the season with 126 yards on 26 carries that equalled his season high ... **on third carry of the game, moved past the 16,000-yard career rushing mark, joining Payton as the only players in NFL history to reach that milestone** ... also moved past the 19,000-yard plateau for combined net yards, making Smith one of just four players—Rice (22,248), Brian Mitchell (22,001), and Payton (21,803)—to reach that level ... needing 56 yards in the season finale to reach the 1,000-yard mark for the season, sailed to 77

NFL Career Rushing Leaders

No.	Name	Years	Att.	Yards	Avg.	TD
1.	Emmitt Smith	13	4,052	17,162	4.2	153
2.	Walter Payton	13	3,838	16,726	4.4	110
3.	Barry Sanders	10	3,062	15,269	5.0	98
4.	Eric Dickerson	11	2,996	13,259	4.4	90
5.	Tony Dorsett	12	2,936	12,739	4.3	77

(Emmitt Smith continued on page 148)

(Emmitt Smith continued from page 147)

yards and a touchdown on 18 carries at Detroit (Jan. 6), **putting him over the 1,000-yard mark for the season, the 11th consecutive year he accomplished the feat, an NFL record.**

►**2000 (Cowboys):** Continued trek through league and Cowboy record books for the 11th straight season ... **10th consecutive campaign rushing over 1,000 yards (1,203) to become second player in NFL history to accomplish that feat (Sanders) and only the third player in history to total 10 career 1,000-yard seasons (Sanders, Payton)** ... rushing effort ranked fourth in the

NFC and 13th in the NFL ... ninth Pro Bowl selection (did not play, left ankle injury), third most by Cowboy (Bob Lilly, 11; Mel Renfro, 10) ... among NFL running backs, only Sanders (10) had been selected to more Pro Bowls than Smith ... started the season by totalling 29 yards on seven carries in limited playing time due to lopsided 41-14 score against Philadelphia (Sept. 3) ... 59 yards on 16 carries at Arizona (Sept. 10) ... with a three-yard carry early in the Cardinals' game, **became the third running back in NFL history to top the 14,000-yard career rushing mark** ... in 27-21 win at Washington (Sept. 18), led team with 83 yards and a touchdown on 24 carries ... limited to 11 carries for 31 yards and a touchdown against San Francisco (Sept. 24) before erupting for 132 yards and a touchdown, the **150th overall six-pointer of his career**, on 24 carries at Carolina (Oct. 1) ... toted the ball 19 times for 61 rushing yards and a touchdown at the N.Y. Giants (Oct. 15) ... 112 rushing yards and a score on 24 carries against Arizona (Oct. 22), marking his **fifth consecutive game with a rushing touchdown** ... against Jacksonville (Oct. 29), rushed for 102 yards on 24 carries to mark his first career 100-yard game against the Jaguars ... **third consecutive 100-yard rushing game** with 134 yards and a score on 26 carries at Philadelphia (Nov. 5) while also catching a pass for 15 yards, his **450th career reception** ... **the Eagles' game marked Smith's fourth straight 100-yard game at Veterans Stadium and the 12th 100-yard game of his career against Philadelphia, the most 100-yard games by a player against a single opponent in league history** ... just 16 rushing yards on 17 carries vs. Cincinnati (Nov. 12) ... 48 rushing yards on 11 carries against the NFL's top-rated defense at Baltimore (Nov. 19) ... 100 yards on 12 carries (8.3-yard average), including a season-long 52-yarder, against Minnesota (Nov. 23) before suffering a concussion early in the third quarter and leaving the game ... 20 carries for 80 yards and a touchdown at Tampa Bay (Dec. 3) before exploding for 150 yards and a score on 23 carries (6.5-yard average) against Washington (Dec. 10) ... **the**

Redskins' game marked his 70th career 100-yard outing, sixth 100-yard day of the season, and moved him past the 15,000-yard career rushing mark, the third player in NFL history to reach that milestone ... also eclipsed the 1,000-yard rushing mark for the season for the 10th consecutive time ... 46 rushing yards and a touchdown on 24 carries against the N.Y. Giants (Dec. 17) ... closed year with 20 rushing yards on 12 carries at Tennessee (Dec. 25).

►**1999 (Cowboys):** Finished second in the NFC, fourth in the NFL, with 1,397 rushing yards ... rushing numbers marked his best season since

NFL Career Touchdown Leaders

No.	Name	TD
1.	Jerry Rice	203
2.	Emmitt Smith	164
3.	Marcus Allen	145
4.	Jim Brown	126
5.	Walter Payton	125

the 1995 Super Bowl XXX year when he led the NFL with 1,773 yards ... nine 100-yard rushing games his second-highest single-season total (club-record 11 in 1995) ... 11 rushing touchdowns the fourth-best total in the NFL in 1999 ... touchdowns in each of the first eight games of the season and nine consecutive contests dating to 1998, a stretch equalling the third longest streak in Dallas history ... overall, 13 touchdowns tied for third in the NFL ... **selected to eighth NFC Pro Bowl squad, giving him more Pro Bowl appearances than any offensive player in Cowboys' history** ... opened the season at Washington (Sept. 12) with 109 yards on 23 carries and one touchdown ... the following week against Atlanta (Sept. 20), produced second consecutive 100-yard rushing game with a 109-yard performance, just the third time in 29 games an opposing player had rushed for over 100 yards against the Falcons ... also had two rushing touchdowns in the 24-7 victory, the second a seven-yard run in the third quarter that **propelled him past Tony Dorsett (12,739 yards) into fourth place on the NFL's all-time career rushing list** ... in the Cowboys' 35-7 win over Arizona (Oct. 3), logged 77 rushing yards on 22 carries and scored his fourth touchdown of the season ... the following week at Philadelphia (Oct. 10), **recorded 3,000th career carry to become the fourth player in NFL history to reach that mark** ... for the day, 30 carries for 114 yards and five season-high receptions for 31 yards, giving him 145 combined net yards and **moving him past Dorsett (15,501) into first place on the Cowboys' all-time combined net yardage list** ... the next week at New York (Oct. 18), became **fourth player in NFL history to top 13,000-yard career rushing plateau** with 26 ground yards against the Giants ... also scored in his sixth consecutive game ... 24 carries for 80 yards and a touchdown vs. Washington (Oct. 24), **moving him past Sanders (3,062) into second place on the NFL's all-time career carry list with 3,064** ... two touchdowns for the second time in 1999 at Indianapolis (Oct. 31) en route to a 22-carry, 93-yard rushing day ... in the Cowboys' 27-17 loss at Minnesota (Nov. 8), electrified the

national Monday night television audience by rushing for 140 yards and two touchdowns on 13 carries in the game's first 24 minutes, marking his best career one-half rushing effort ... included in his first-half totals were 63- and 24-yard touchdown runs on back-to-back carries just 18 seconds apart. **the fastest anyone has scored back-to-back touchdowns in league history** ... 10.8 yards-per-carry average a career-high ... **63-yard run was the third longest of his career and moved Smith past Eric Dickerson (13,259 yards) into third place on the NFL's all-time rushing list** ... left game with a fractured fourth metacarpal in right hand suffered on the long run ... returned to run 24 yards for a score on his next carry before leaving the game ... **the 24-yard score tied Allen for second on the NFL's all-time touchdown list with 145** ... Dr. Hugh Frederick performed surgery Nov. 9 to place a plate and six screws in Smith's fractured right hand ... the broken bone in his hand forced Smith to miss only his second career start due to an injury in the Cowboys' 27-13 win over Green Bay (Nov. 14) ... the next week at Arizona (Nov. 21) playing with a padded glove on his fractured right hand, recorded **60th regular-season 100-yard rushing day** with 127 yards on 29 carries (4.4-yard average) ... in the Cowboys' 20-0 Thanksgiving Day win over Miami (Nov. 25), led Pokes in rushing with 103 yards on a season-high 31 carries, his third consecutive 100-yard rushing game and the 61st of his career ... string of three 100-yard rushing games snapped at New England (Dec. 5) with a 75-yard effort (19 carries) ... in the 13-6 loss to Patriots, bettered the 1,000-yard mark for the season, marking his **ninth consecutive 1,000-yard season** ... one carry for two yards vs. Philadelphia (Dec. 12) before leaving the game in the first quarter with a strained groin ... the following week in loss to the N.Y. Jets (Dec. 19), returned to the starting lineup to record seventh 100-yard rushing game of the season with 19 carries for 110 yards (5.8-yard average) ... also season-high 36 yards receiving, including a 14-yard touchdown grab from quarterback Troy Aikman, **Smith's 146th career touchdown moving him into second place on the NFL's all-time touchdown list ... the score also made him the Dallas record holder for career points (878), breaking the mark of 874 set by kicker Rafael Septien** ... on Christmas Eve at New Orleans (Dec. 24), posted eighth 100-yard rushing game of the season with 110 yards on 23 carries (4.8-yard average) ... also scored 11th rushing touchdown of the year ... in the 26-18 playoff-clinching win over the N.Y. Giants (Jan. 2), posted a 100-yard game for the third straight week and ninth of the season with a 22-carry, 122-yard outing ... that performance, which included a 45-yard run,

marked the **64th 100-yard rushing game of his career, tying Dickerson for third in NFL history** ... closed another historic season in playoff loss at Minnesota (Jan. 9) by rushing for 99 yards and a touchdown on 15 carries ... in the first quarter, recorded a **65-yard run to set up a Dallas field goal, the longest postseason run in Cowboys history** ... when the day ended, became the **NFL's all-time leader in career postseason rushing yards (1,586) and rushing touchdowns (19)** ... also equalled Thomas' NFL postseason career touchdown record of 21.

➤ **1998 (Cowboys):** Continued march through NFL and Cowboy record books with resurgent season by rushing for most yards and touchdowns since 1995 ... 1,332 rushing yards ranked fourth in the NFC, fifth in the NFL ... second in the NFC, fourth in the NFL, with 13 rushing touchdowns, giving him a **NFL record 125 career rushing touchdowns** ... seventh Pro Bowl selection, a high for Cowboy offensive players ... opened the year against Arizona (Sept. 6) with season-high 29 carries for 124 yards, **moving past O.J. Simpson and John Riggins into ninth on the NFL's all-time rushing yards list** ... at the N.Y. Giants (Sept. 21), totaled 21 yards on seven carries before suffering a strained groin in the second quarter ... limited to 59 yards and a touchdown on 21 carries the next week against Oakland (Sept. 27) ... 50th 100-yard rushing day at Washington (Oct. 4), totaling 120 yards and a touchdown on 28 carries ... for the first time in consecutive games since December of 1995, Smith posted a 100-yard game, totaling 112 yards on 21 carries against Carolina (Oct. 11) ... joined the Michael Irvin (146 yards receiving)/Ernie Mills (110 yards receiving) tandem against the Panthers to become the third trio in club history to each top the

100-yard mark in the same game (one rushing, two receiving) ... gained 101 yards on 23 carries at Philadelphia (Nov. 2) to **surpass Dorsett's club record for career carries (2,755), finishing the game with 2,760 ... broke Dorsett's club record for career rushing yards** the next week against the N.Y. Giants (Nov. 8) with a season-high 163 yards on 29 carries ... passed Dorsett (12,036) on a 32-yard second-quarter run that equalled his season best ... also led the team in receiving against the Giants with five catches, **putting him over career 400-reception plateau** ... at Arizona (Nov. 15), totaled 118 yards and three touchdowns on 26 carries to **move past Franco Harris into seventh place on the NFL's all-time rushing list** ... the game also marked the first time since 1995 Smith recorded three consecutive 100-yard rushing days ... 74 yards on 17 carries against Seattle (Nov. 22) bettered **1,000 rushing yards for the eighth consecutive season and moved him past Allen into**

NFL Career Rushing Touchdown Leaders		
No.	Name	TD
1.	Emmitt Smith	153
2.	Marcus Allen	123
3.	Walter Payton	110
4.	Jim Brown	106
5.	John Riggins	101

(Emmitt Smith continued on page 150)

(Emmitt Smith continued from page 149)

sixth place on the NFL's all-time rushing list ... four days later on Thanksgiving Day against Minnesota (Nov. 26), registered second three-touchdown effort of the month, nos. 121, 122, and 123 of his career, *tying Allen's NFL record for career rushing touchdowns (123) ...* 44 rushing yards *moved Smith past Brown into fifth place on the NFL's all-time list ...* after career-low 0.4-yard average on 15 carries at New Orleans (Dec. 6) and totaling 42 yards on 14 rushes at Kansas City (Dec. 13), rebounded against Philadelphia (Dec. 20) with seventh 100-yard game of the season ... *carried 25 times for 110 yards against the Eagles to become 12th player in NFL history to top the 15,000-yard career rushing total ...* in only one half of action against Washington (Dec. 27) in the season finale, totaled 67 yards and two touchdowns on 10 carries ... the two scores, career touchdowns 124 and 125, *broke Allen's NFL career rushing touchdowns record (123) ...* against Arizona (Jan. 2) in the postseason, totaled 74 yards on 16 carries in 20-7 home-field loss to the Cardinals, Arizona's first postseason victory since 1947.

▲**1997 (Cowboys):** Smith's assault on the Dallas and NFL record books continued at a rapid pace ... 1,074 yards rushing ranked fifth in the NFC, 12th in the NFL ... 1,308 total yards from scrimmage marked the eighth consecutive season Smith topped the 1,000-yard mark in that category ... returning from off-season ankle surgery, opened the campaign with 26 carries for 69 yards and three receptions for 25 yards in the 37-7 win at Pittsburgh (Aug. 31) ... despite missing part of the fourth quarter and overtime after suffering bruised ribs, season-high 132 yards rushing, including a season-long 44-yard carry at Arizona (Sept. 7) ... 44-yard run his longest since a 60-yard touchdown run in the 1995 season-opener at the N.Y. Giants ... early in the season against NFC East foes, Smith posted season-high 27 carries for 91 yards against Philadelphia (Sept. 15) on "Monday Night Football" win ... season-best six receptions and 91 yards rushing on 19 carries at N.Y. Giants (Oct. 5) ... two receptions for 23 yards at Washington (Oct. 13) *moved Smith past Bob Hayes (365) into fifth place on the Cowboys' all-time reception list with 366 career catches ...* in a 26-22 come-from-behind win over Jacksonville (Oct. 19), ran 24 times for 75 yards and scored on a one-yard run, his first touchdown of the season ... for the second time in 1997, topped the 100-yard mark with 126 yards on 25 carries at Philadelphia (Oct. 26) while also leading the team in receptions with five for 36 yards ... 31 yards on seven carries at San Francisco (Nov. 2) before leaving the game early in the second quarter with strained left groin ... returned the following week against Arizona (Nov. 9) to rush 15 times

for 64 yards and a score, his *117th career touchdown, moving him past Riggins into fifth place on the NFL's all-time touchdown list ...* 99 yards on 21 carries against Washington (Nov. 16) *moved Smith past the 11,000-yard plateau for career rushing yards to become 11th player in NFL history to pass that milestone ...* added four receptions for 31 yards, tying Dorsett for fourth on the Cowboys' all-time reception list with 382 career catches ... 21-yard touchdown run at Green Bay (Nov. 23), finishing the day with 11 carries for 59 yards ... 22 yards on 10 carries and three receptions for 20 yards against Tennessee (Nov. 27) before leaving game with a bruised left shoulder early in the third quarter ... started against Carolina (Dec. 8) but aggravated sore shoulder on first drive and did not return, finishing the day with two carries for three yards ... although battling the flu at Cincinnati (Dec. 14), ran 12 times for a team-high 68 yards, *pushing his season rushing total over the 1,000-yard mark for the seventh consecutive season.*

▲**1996 (Cowboys):** Despite battling numerous injuries, persevered to *rush for over 1,200 (1,204) yards for the sixth consecutive season, finishing fourth in NFC, eighth in NFL ...* tied for third in the NFL with 15 touchdowns, including 12 rushing, good for fifth in the NFL ... 327 rushing attempts were fifth most in the league ... injury woes began during preseason when he suffered a sprained left knee and right ankle against Denver (Aug. 17) ... aggravated bone fragments in right ankle that would require surgery following the season ... in the season-opener at Chicago (Sept. 2), ran for 70 yards on 18 carries before suffering bruised neck and back diving over a pile in the fourth quarter ... against Bears, became *13th player in NFL history to top the 9,000-yard mark for career rushing yards ... accomplished the feat in his 94th career game, tying the third fewest games needed to reach that mark in league history ...* in home opener against the N.Y. Giants (Sept. 8), garnered 82 yards on 24 carries and caught five-yard scoring grab, his first touchdown reception since Dec. 10, 1994 against Cleveland ... scored first rushing touchdown of the season the next week against Indianapolis (Sept. 15) while adding his first 100-yard rushing outing of the season with 101 yards on 26 carries ... 25 rushing yards on 15 carries at Buffalo (Sept. 22) after bruising ribs, his lowest total since Oct. 9, 1994 against Arizona ... topped 2,000-yard career receiving mark at Philadelphia (Sept. 30) with three receptions for 30 yards ... added 92 yards and a touchdown on 22 carries while nursing sore ribs ... 112 yards rushing against Arizona (Oct. 13) spelled his *44th career 100-yard rushing day to top Dorsett's club-record 43 ...* included in his 21 carries were *100th and 101st career rushing scores, making him fifth player in NFL*

history to rush for 100 touchdowns ... three more touchdowns against Atlanta (Oct. 20), two rushing and one receiving, while leading the team in rushing for the 33rd consecutive game breaking his club mark of 32 (1990-92) ... season-high seven receptions at Miami (Oct. 27), including one for a score, his third receiving touchdown of the season after posting four receiving touchdowns in first six seasons combined ... third 100-yard rushing day of the season with 113 yards and two touchdowns on 24 carries against Philadelphia (Nov. 3) ... game-long 16-yard run in 20-17 overtime win at San Francisco (Nov. 10) set up the game-winning field goal at the 49ers' 12-yard line ... season highs of 155 rushing yards, 3 touchdowns, and 29 carries against Washington (Nov. 28) ... 155 rushing yards put him over the 1,000-yard rushing mark for the sixth consecutive season to become 12th player in NFL history to top career 10,000-yard mark ... moved past Brown (106) into third place on the NFL's all-time rushing touchdown list (108) ... season-high 55 yards receiving on five catches and another 85 rushing yards on 27 carries against New England (Dec. 15) ... club-record streak of consecutive games leading Dallas in rushing dating to Oct. 9, 1994 (when Lincoln Coleman led the team against Arizona) snapped at 41 when he was inactive in the season finale at Washington (Dec. 22) ... in wild-card playoff win over Minnesota (Dec. 28), rushed for 116 yards on 17 carries, giving him a 6.8 yards-per-carry average, a postseason career high and third best in team history ... scored two touchdowns, giving him NFL-record 18 postseason rushing scores and equalling the then-NFL mark for career postseason touchdowns with 20 ... also scored in his eighth consecutive postseason game and logged seventh career 100-yard rushing day, both NFL postseason records ... underwent surgery to remove three bone fragments from right ankle following the season.

➤ **1995 (Cowboys): Record-breaking year, establishing NFL mark for single-season touchdowns (25), topping Riggins' 1983 mark of 24 ...** became fourth player to lead NFL in touchdowns three or more seasons, joining Don Hutson (8 seasons), Brown (3), and Lance Alworth (3) ... in recording fifth consecutive 1,000-yard rushing season, led the NFL in rushing with 1,773 yards, the 10th-best rushing season in NFL history at the time, and the fourth time in five years he captured the league's rushing crown ... *led the NFL in total yards from scrimmage (2,148), rushing attempts (377), and scoring (150 points), the first non-kicker to lead the league in scoring since Rice in 1987 and the first non-kicker to lead Dallas in scoring in back-to-back seasons ... earned consensus all-pro honors for the fourth consecutive*

season ... first Dallas offensive player chosen four straight times since Ralph Neely (1966-69) ... sixth consecutive Pro Bowl selection, joining Mel Renfro as the only Dallas players selected in each of their first six seasons ... opened season by taking first carry 60 yards for a touchdown at the N.Y. Giants (Sept. 4) and earning NFC offensive player-of-the-week honors ... rushed for 163 yards and four touchdowns, equalling club record for single-game touchdowns ... broke Dorsett's club record of 72 career rushing scores by logging 72nd, 73rd, 74th, and 75th touchdowns ... returned the next week against Denver (Sept. 10) to run for 114 yards and record 80th career touchdown, reaching that mark in his 79th career game, faster than Brown's previous NFL record of 81 games ...

the touchdown was again Smith's calling card at Minnesota (Sept. 17) when he reached the end zone in the fourth quarter to put Dallas ahead 17-10 and again in overtime with the game-winning score on a 31-yard run ... 150 rushing yards, including 123 yards and both touchdowns on 12 second-half carries, to earn NFC offensive-player-of-the-week honors ... closed September, when he was named NFC offensive-player-of-the-month, with fourth consecutive 100-yard day, a 116-yard effort against Arizona (Sept. 24) ... tied Dorsett's club record of four consecutive 100-yard days ... two rushing touchdowns extended his club record by scoring in 11th consecutive game, tying Lenny Moore of the Colts for the third longest streak in NFL history ... late in the Cardinals' game, suffered bruised ulnar nerve and ruptured bursa sac in left elbow ... bounced back at Washington (Oct. 1) to rush for 95 yards and lead the team with a season-high eight receptions ... season-high 31 carries for 106 yards and two touchdowns against Green Bay (Oct. 8) ... established club record with 87th and 88th career touchdowns at San Diego (Oct. 15) ... when the Cowboys traveled to Atlanta (Oct. 29), Smith became the 20th player in NFL history to surpass the 8,000-yard career rushing mark when he rushed for a season-high 167 yards ... second consecutive 150-yard rushing day, fourth of the season, with 158 yards and two scores on 27 carries against Philadelphia (Nov. 6) ... three touchdowns and 110 yards rushing at Oakland (Nov. 19), his ninth 100-yard rushing day of the season, tying Dorsett's club record for single-season 100-yard rushing games ... left the Thanksgiving Day game vs. Kansas City (Nov. 23) in the third quarter with a sprained left knee, but not before scoring 21st rushing touchdown of the season to tie his club record ... bounced back from the sprain the following week to set club record with 22nd touchdown of the season while gaining 91 yards

NFL Career Combined Net Yardage Leaders

No.	Name	TD
1.	Jerry Rice	22,248
2.	Brian Mitchell	21,992
3.	Walter Payton	21,803
4.	Emmitt Smith	20,174
5.	Tim Brown	18,867

(Emmitt Smith continued on page 152)

(Emmitt Smith continued from page 151)

on 21 carries against Washington (Dec. 3) ... with 108 yards and a touchdown at Philadelphia (Dec. 10), logged **club-record 10th 100-yard rushing day of the season while also scoring 23rd touchdown and 138th point of the year, both Cowboy records** ... the next week against the N.Y. Giants (Dec. 17), **tied NFL record with 24th touchdown** ... 103 rushing yards his **11th 100-yard day of the season, extending his club record and tying the second most in a season in NFL history** ... the final record-breaking touchdown of the season came on Christmas night at Arizona (Dec. 25) when Smith logged his **25th rushing touchdown of the season, tying his club record with a touchdown in his 11th consecutive game** ... in the post-season opener against Philadelphia (Jan. 7), rushed for 99 yards and a touchdown to become **fifth player in NFL history to accumulate 1,000 postseason career rushing yards** ... equalled career high and set a **Dallas postseason record with 35 carries** in the NFC championship game against Green Bay (Jan. 14) ... **set club record with three touchdowns**, including two key fourth-quarter scores, to give Dallas the lead in its 38-27 win ... ran for 150 yards and recorded **club-record 37 combined rushing/receiving attempts** ... when Dallas captured the Super Bowl XXX title with a win over the Pittsburgh Steelers (Jan. 28) at Sun Devil Stadium, Smith capped his season with two second-half touchdowns to give Dallas a 27-17 win.

❖**1994 (Cowboys):** Authored one of the league's best scoring seasons with NFL-high 22 touchdowns and tying for second in scoring with 132 points ... first non-kicker to lead Dallas in scoring since Hayes and Dan Reeves tied for the team lead in 1967 ... **22 total touchdowns, 21 rushing touchdowns, and 132 points were all Dallas single-season records** ... 22 total touchdowns equalled fourth-highest single-season mark in league history ... third-highest league rushing total with 1,484 yards on an NFL-high 368 carries ... despite touching the football 449 times on carries and catches, Smith did not lose a fumble all year ... 1,825 total yards from scrimmage ranked third in the NFL ... fought through hamstring injuries that kept him out of all or part of five games ... opened the season impressively at Pittsburgh (Sept. 14) with a season-high 171 yards rushing and one touchdown on 31 carries against a Steelers' defense that would finish second in the NFL in total defense ... **passed 6,000-yard career rushing mark in 65th career game with 143 yards against Detroit (Sept. 19), fastest for a Dallas runner (Dorsett, 73 games)** ... added season-high seven receptions against the Lions to lead the team ... in consecutive games at Washington (Oct. 2) and vs. Arizona (Oct. 9), notched two first-half rushing touchdowns despite pulling a hamstring in the first half against the Redskins that limited him

to nine carries and 22 yards against the Cardinals ... **surpassed Don Perkins (6,217 yards) into second place on the Cowboys' all-time rushing list with 106 yards against Philadelphia (Oct. 16), his fifth consecutive 100-yard game against the Eagles, and a club record for consecutive 100-yard games against one opponent** ... nine-game touchdown and seven-game rushing touchdown streaks end at Cincinnati (Oct. 30) despite 92 rushing yards ... **established club-record 35 carries against the N.Y. Giants (Nov. 7)**, gaining 163 yards and scoring two touchdowns ... the next week at San Francisco (Nov. 13), moved into second place on the club's all-time carry list, passing 1,500 carries in 72nd game ... eclipsed 1,000-yard mark for the fourth consecutive season with 85 yards and two touchdowns against Washington (Nov. 20) ... four days later on Thanksgiving Day against Green Bay (Nov. 24), amassed 208 total yards (113 rushing, 95 receiving) on 38 carries and six catches while scoring twice ... the 95 receiving yards were a season-high and included a season-long 68-yard catch ... two scores at Philadelphia (Dec. 4) gave him **19 touchdowns for the season, breaking the Dallas single-season record** ... the following week against Cleveland (Dec. 10), Smith became the first back to top the 100-yard rushing barrier against the Browns in 1994 with 112 yards and a touchdown ... added first receiving score of the year, marking the sixth consecutive week he posted two scores ... 74 yards and 22nd touchdown of the season at New Orleans (Dec. 19) before pulling left hamstring late in the third quarter ... **missed the first start of his career due to injury in the season finale at the N.Y. Giants (Dec. 24)** ... returned to action in the Cowboys' 35-9 playoff win over Green Bay (Jan. 8), registering 44 yards on seven first-quarter carries (6.3-yard average) before aggravating left hamstring ... nursing sore hamstring, notched 74 yards and two touchdowns on 20 carries at San Francisco (Jan. 15) in the NFC championship game before pulling right hamstring in the fourth quarter ... all-pro for the third consecutive year, the hamstring injury kept Smith from playing in fifth consecutive Pro Bowl.

❖**1993 (Cowboys):** Authored one of the most outstanding seasons by a running back in NFL history ... NFL most valuable player from Associated Press, *The Sporting News*, Pro Football Writers of America, Miller Lite, the ESPN "ESPY" Awards, *Pro Football Weekly*, and *Pro Football Digest* ... United Press International, *Pro Football Weekly* and *College & Pro Football Newsweekly* name Smith NFL offensive player-of-the-year ... also receives the Bert Bell Award from the Maxwell Club as player-of-the-year ... consensus all-pro honors ... NFL Alumni running back-of-the-year ... **Super Bowl XXVIII most valuable player** ... **fourth player to win three consecutive league**

*rushing titles, following Earl Campbell (1978-80), Brown (1957-61, '63-65), and Steve Van Buren (1947-49) ... led NFL with 1,900 total yards from scrimmage (1,486 rushing/414 receiving), outdistancing Buffalo's Thomas (1,702) by almost 200 yards ... 5.3 yards-per-carry average highest by a Dallas running back since Duane Thomas posted a 5.3-yard average in 1970 ... second on team with 57 receptions and ranked fourth in the NFC in catches among running backs ... missed first two regular-season games and three starts because of contract negotiations, signing his contract on Sept. 16 and seeing limited action at Phoenix (Sept. 19) ... returned to the starting lineup against Green Bay (Oct. 3), his 50th career game ... **fifth Dallas running back to reach 1,000 career carries, the fastest to that echelon by a running back in team history** ... first 100-yard rushing day of the season with 104 yards on 25 carries at Indianapolis (Oct. 10) ... club-record 237 yards rushing (30 carries) at Philadelphia (Oct. 31) to nab NFC offensive player-of-the-week honor and post the **highest rushing total in the NFL in 1993 ... also eclipsed Dorsett's club mark of 206 rushing yards set against the Eagles (Dec. 4, 1977) and tied Brown for sixth best single-game rushing performance in NFL history** ... it was also the highest single-game rushing total in the NFL since Walter Payton ran for 275 yards against Minnesota Nov. 20, 1977 ... Smith's 62-yard touchdown run to finish the game was the Cowboys' longest run of the season ... the next week when Aikman suffered a pulled hamstring against the Giants (Nov. 7), the Cowboy offense turned to Smith to carry the load ... he responded with 182 yards total offense against the Cardinals (Nov. 14) with 24 carries, 80 yards, 1 touchdown, and 4 receptions for 102 yards, including a **career-long 86-yard catch from Bernie Kosar** ... it was Smith's second career 100-yard receiving day ... suffered bruised right quadricep the following week at Atlanta (Nov. 21) in the second quarter and missed the remainder of game ... finished with career-low one carry for one yard ... despite the injury, ran for 51 yards on 16 carries and added 46 yards on nine receptions four days later against Miami (Nov. 25) on Thanksgiving Day ... **surpassed 5,000 rushing yards in his 57th career game, fastest by a Dallas running back** ... NFC offensive player-of-the-month for December, the third consecutive December he won the award ... during Cowboys' five-game march to the playoffs, amassed 115 carries for 688 yards (6.0-yard average) and two touchdowns to complement 24 receptions for 142 yards and a touchdown ... began the streak by recording the second highest rushing total by a Cowboy at Texas Stadium with 172 yards on 24 carries against Philadelphia (Dec.*

6) ... for the season, logged **409 yards rushing in two games against Philadelphia to join Simpson (469 yards rushing against New England, 1973) as the only players to record over 400 yards rushing against one opponent in the same season** ... including that game against Philadelphia, Smith recorded three 150-yard rushing efforts in the final five weeks ... the second of those came against the Redskins (Dec. 26) when he ran for 153 yards, the third one of the most memorable games in

Emmitt Smith-Walter Payton Rushing

Name	Years	Games	Att.	Yards	Avg.	Yards/Game
Emmitt Smith	13	201	4,052	17,162	4.2	85.4
Walter Payton	13	190	3,838	16,726	4.4	88.0

Cowboys' history when he carried Dallas to the NFC East Division title in a 16-13 overtime win at the N.Y. Giants (Jan. 2) ... despite separating his right shoulder late in the second quarter—an injury that required surgery March 1, 1994—Smith ran for 168 yards and caught 10 passes for 61 yards to establish a **club record for rushing-receiving attempts in a game at 42** ... gained 78 yards on 17 carries/catches after the injury, including 41 yards on nine runs/receptions in Dallas' 12-play, 52-yard drive to the game-winning overtime field goal ... in two playoff games leading to Super Bowl XXVIII, Smith struggled with his injury but managed 148 yards rushing against Green Bay (Jan. 16) and San Francisco (Jan. 23) ... capped storybook season in Super Bowl XXVIII against Buffalo (Jan. 30) by capturing most valuable player for **leading Dallas to its second consecutive NFL title** ... topped 100-yard rushing mark in the Super Bowl for the second consecutive year, gaining 132 yards—91 yards and two touchdowns in the second half—as Dallas scored 24 unanswered points ... **100th 100-yard rushing day of Smith's career (high school, college, pro)** ... elected to fourth consecutive Pro Bowl.

❖ **1992 (Cowboys): Established Dallas single-season records with league-leading totals in rushing yards (1,713), rushing touchdowns (18), and total touchdowns (19)** ... 11th best rushing season in NFL history at the time ... **first NFL player since Payton in 1984-85 with consecutive 1,500-yard rushing seasons** ... also 59 receptions, tops in the NFC and third in the NFL among running backs, for 335 yards ... **2,048 yards from scrimmage set Dallas record, led the NFC, and ranked second in the NFL** ... also established Dallas single-season mark for rushing attempts (373) and rushing/receiving attempts (432) ... opened season with 140 yards on the ground in a Monday night win over the defending Super Bowl champion Redskins (Sept. 7), earning NFC offensive player-of-the-week and **becoming the first player to rush for over 100 yards against the Redskins in three consecutive games** ... streak of five consecutive games with more than 100 yards rushing at Texas Stadium snapped against Seattle

(Emmitt Smith continued on page 154)

(Emmitt Smith continued from page 153)

(Oct. 11) ... surpassed the previous club mark of four straight 100-yard rushing performances at home against Cardinals (Sept. 20) ... after bruising hip in the third quarter at L.A. Raiders (Oct. 25), missed two plays but returned to rush for 79 yards and two touchdowns, giving him 152 yards and three touchdowns on the day ... three more touchdowns two weeks later at Detroit (Nov. 8) tied Smith for the NFC high in 1992 and earned him NFC offensive player-of-the-week ... began his NFC offensive player-of-the-month of November facing a sturdy Eagle defense (Nov. 1), ranked first in the NFL in yards allowed entering the game ... *broke loose for 163 rushing yards, becoming the first 100-yard rusher against the Eagles in 53 games, a streak dating to Sept. 17, 1989* ... team-record 34-game streak of leading the team in rushing yards end against the Lions (Nov. 8) ... *matched Dorsett's 1981 record vs. Rams (Nov. 15) by reaching 1,000 yards rushing in a season in 10 games, fewest in team history* ... a week later demonstrated versatility when he *caught career-high 12 passes at Phoenix (Nov. 22), second most in Cowboy history* ... on Thanksgiving Day against the N.Y. Giants (Nov. 26), recorded two season longs — 68-yard touchdown run, 26-yard touchdown catch ... with Denver Head Coach Reeves watching from across the field, Smith equalled Reeves' 1966 Cowboy single-season touchdown mark (16) by popping into the end zone with 2:47 remaining to give the Cowboys a 31-27 come-from-behind win over the Broncos (Dec. 6) ... *174 rushing yards at Atlanta (Dec. 21), the NFC high for 1992* ... concluded regular season with 131 rushing yards against Chicago (Dec. 27), earning NFC offensive player-of-the-week and *claiming the league rushing title* ... for his late-season display, named *NFC offensive player-of-the-month for December, making him the first NFL player to earn the honor in consecutive months* ... *three consecutive postseason 100-yard rushing games—114 against Philadelphia (Jan. 10), 114 against San Francisco (Jan. 17), and 108 against Buffalo (Jan. 31)—established a Dallas record and equalled the third longest streak in league history* ... with his performance against the Bills in Super Bowl XXVII, Smith became the *first Dallas player to rush for 100 yards in a Super Bowl* ... consensus all-pro and all-NFC honors.

Team Record When He's ...

• Rushed for 150+ yards	18-0
• Rushed for 120-149 yards	14-7
• Rushed for 100 yards	57-19
• Rushed 30+ times	13-1
• Rushed 24-29 times	44-14
• Rushed 18-23 times	41-22
• Rushed 17 or fewer times	17-49
• Averaged at least 6.0 yards per rush	13-5
• Averaged at least 5.0 yards per rush	32-15
• Rushed for two touchdowns	29-6
• Run at least 40 yards	14-4
• Run at least 25 yards	34-14
• At least five receptions	20-12
• 50+ yards receiving	8-1
• Touchdown reception	8-5
• Reception of at least 20 yards	13-4
• 150 yards total offense	27-4
• Two or more touchdowns	30-8
• 30+ touches	32-9
• Vs. AFC East	4-5
• Vs. AFC North	8-2
• Vs. AFC South	4-9
• Vs. NFC East	41-33
• Vs. NFC North	9-11
• Vs. NFC West	27-14
• Texas Stadium	70-32
• Road	45-54

1991 (Cowboys): *Led NFL in rushing for the first time and became the first Cowboy to accomplish the feat by gaining 1,563 yards ... at 22 years and seven months of age, became the youngest player in league history and 28th overall to rush for over 1,500 single-season yards ... Pro Bowl starter ... led the NFL with 365 carries, third youngest player to reach the 500-carry plateau, joining Payton and Sanders as the only players to do so before their 23rd birthdays* ...

eight 100-yard rushing games were the second most in Cowboy history ... scored on a career-long 75-yard dash, the longest run in the NFC in 1991, and averaged a career-high 10.2 yards per carry in 112-yard rushing outing against Washington (Sept. 9) ... slowed by a stomach virus most of the game, still able to come off the bench against the Redskins to record a team-high eight receptions, including *first career touchdown catch* ... NFC offensive player-of-the-week against Cardinals (Sept. 22) by putting together the fourth best rushing day in Cowboys history with 182 yards rushing and two touchdowns, including a 60-yard scoring run ... 75- and 60-yard runs made Smith the second player in Dallas history to log more than one 60-yarder in the same season (Dorsett, 84- and 77-yard runs, 1977) ... played five games against the top three NFL rush defenses (no. 1 Philadelphia, no. 2 New Orleans, no. 3 Washington), gaining 475 rushing yards on 110 carries with two touchdowns ... against the Redskins (Nov. 24), rushed for 132 yards on 34 carries, his second 100-yard game against Washington in 1991, the only two 100-yard games allowed by the Super Bowl champions ... four days later, gained 109 yards against Pittsburgh (Nov. 28) ... the following week, became the only player to gain 100 yards rushing against the Saints (Dec. 8) with 112 yards ... matched the second longest streak in team history with three consecutive 100-yard rushing games ... *160 rushing yards and two touchdowns against Atlanta (Dec. 22) surpassed Sanders and Thomas to win the league rushing title* ... second in the NFC (third in the NFL) in yards from scrimmage, touchdowns (13), and rushing touchdowns (12) ... named NFC offensive player-of-the-month for December ... *opened the playoffs in Chicago (Dec. 29) with 105 yards against a Bears' team that never had allowed a running back to reach the century mark in postseason play, a record dating to 1932 and spanning 27 games.*

1990 (Cowboys): Despite missing training camp and the preseason in 1990 due to contract negotiations, finished fifth in the NFC and 10th in the NFL with 937 rushing yards, tops among rookies ... 11 rushing touchdowns led NFL rookies and placed third in the NFC, fifth in the NFL ... *first professional start against the N.Y. Giants (Sept. 16) after little more than a week with the club ... the following week at Washington (Sept. 23), scored first NFL touchdown ... 241 carries broke Dorsett's Cowboy rookie record (208, 1977) ...* three 100-yard rushing games were the second most by a Cowboy rookie ... helped key a four-game late-season Cowboy winning streak ... caught four passes for a career-high 117 yards against the Rams (Nov. 18) in game one of the streak ... four days later scored on a 48-yard scamper on his way to a season-high 132 yards rushing against Washington (Nov. 22) ... rushed for 103 yards and a *career-high four touchdowns vs. Cardinals (Dec. 16) to tie Dallas record for rushing and total touchdowns in a game ... first rookie halfback to start for the Cowboys since Ron Springs in the 1979 season-opener ...* named NFL offensive rookie-of-the-year by Associated Press, *Football News*, *Pro Football Weekly*, and *Pro Set Trading Cards* ... consensus all-rookie selection ... first Cowboy player to participate in the Pro Bowl since Walker in 1988.

College/Personal: *All-America and three-time all-Southeastern Conference (S.E.C.) selection at Florida ... established 58 school records in three seasons, including career rushing mark of 3,928 yards ... surpassed 1,000-yard rushing mark in seventh game, earlier than any player in college football history ...* joined Walker as one of only two freshmen to finish in the top 10 in Heisman Trophy balloting ... earned freshman of the year honors from UPI and *The Sporting News* ... *in 1989, set Gator single-game rushing mark with 316 yards against New Mexico on his way to a school-record 1,599 yards rushing for the season ...* in three seasons, became the no. 5 career rusher in S.E.C. history ... also led the Gators in receiving twice ... *consensus all-America running back and prep player-of-the-year* by *Parade Magazine* and *USA Today* as a senior at Escambia (Fla.) High School ... *third-highest career rushing and scoring totals in national high school history with 8,804 yards and 106 touchdowns ...* averaged 7.8 yards per carry, ran for over 100 yards 45 times, and recorded only six fumbles as a prep ... in 1986, represented the nation's high school football players at the White House as part of the

"Just Say No" anti-drug campaign ... returned to the White House in June, 2002 to be appointed to the President's Council on Physical Fitness and Sports ... auctioned a special collection of his touchdown footballs to raise money for the foundation in December, 2002 ... the Cowboys' United Way spokesman in 1994-95 ... has supported 100 Black Men of Pensacola, Pensacola Family Care, Boys Clubs of Pensacola, Big Brothers/Big Sisters, The Kidney Foundation, Oak Cliff (Tex.) Little League, Buckner Children's Home of Texas, and The Theater Arts for Youth ... from 1992-98, the Emmitt Smith Charity Golf Tournament was played each spring in Pensacola ... named a Miller Lite NFL Player-of-the-Year finalist in 1991, '92, '94 and '95 and the '93 winner, donating all money received through the awards to the Sickle Cell Anemia Foundation ... in 1997, U.S. House Majority Leader Dick Armey presented Smith with the inaugural Freedom Works Award which "... recognizes citizens whose service to their community makes this country a better place ..." ... one of Smith's main focuses off the field is working with and aiding youth and children ... in July, 2002, he was presented the Children's Medical Center/Athlete Role Model Award from the Dallas All-Sports Association ... co-founded the Open Doors Foundation, a not-for-profit supporting organization whose mission is to empower underserved youth to achieve ... also has worked with children through the Make-A-Wish Foundation, hosting many visits with children at the Cowboys' Valley Ranch practice facility during the season, The Salvation Army, American Lung Association, the Battered and Abused Children's Foundation, and B.A.D. (Boxers Against Drugs) ... hosted annual "Feed The Children" holiday food drive to support over 3,000 families in the Dallas/Fort Worth and Pensacola areas ... as the national spokesman for the Starter/JC Penney "Take A Player to School Program," Smith made numerous speaking engagements at schools in the Dallas/Fort Worth area and in Pensacola ... ambassador for the NFL's F.A.C.T. trading card program and the 1996 spokesman for the Texas War on Drugs ... three brothers—Erik, Emory and Emil—and two sisters—Marsha and Connie ... Emory, a fullback, was a member of the Cowboys' practice squad in 1997 ... received bachelor's degree in public recreation from Florida in May, 1996 ... wife Pat, daughters Rheagen and Jasmin, son Emmitt James Smith IV, born May 15, 2002, Smith's 33rd birthday ... born in Pensacola, Florida.

(Emmitt Smith continued on page 156)

Emmitt Smith Career Stats

Rushing

Year	No.	Yards	Average	Long	TD
1990*	241	937	3.9	481	11
1991*	365	1,563	4.3	751	1
1992*	373	1,713	4.6	681	18
1993*	283	1,486	5.3	621	9
1994*	368	1,484	4.0	46	21
1995*	377	1,773	4.7	601	25
1996*	327	1,204	3.7	42	12
1997*	261	1,074	4.1	44	4
1998*	319	1,332	4.2	32	13
1999*	329	1,379	4.2	631	11
2000*	294	1,203	4.1	52	9
2001*	261	1,021	3.9	44	0
2002*	254	975	3.8	301	5
Totals	4,052	17,162	4.2	751	153

*Dallas

Receiving

Year	No.	Yards	Average	Long	TD
1990*	24	228	9.5	57	0
1991*	49	258	5.3	14	1
1992*	59	335	5.7	261	1
1993*	57	414	7.3	86	1
1994*	50	341	6.8	68	1
1995*	62	375	6.0	40	0
1996*	47	249	5.3	21	3
1997*	40	234	5.9	24	0
1998*	27	175	6.5	24	2
1999*	27	119	4.4	141	2
2000*	11	79	7.2	19	0
2001*	17	116	6.8	22	0
2002*	16	89	5.6	17	0
Totals	486	3,012	6.2	86	11

*Dallas

Single-Game Bests (Regular Season)

Yards Rushing: *237 at Philadelphia, Oct. 31, 1998. **Rushing Attempts:** *35 vs. N.Y. Giants, Nov. 7, 1994. **Rushing Average:** *10.8 at Minnesota, Nov. 8, 1999. **Touchdowns Rushing:** *4, vs. Phoenix, Dec. 16, 1990; at N.Y. Giants, Sept. 4, 1995. **Longest Run:** *751 vs. Washington, Sept. 9, 1991. **Pass Receptions:** *12 at Phoenix, Nov. 22, 1992. **Yards Receiving:** *117 at L.A. Rams, Nov. 18, 1990. **Longest Reception:** *66 vs. Phoenix, Nov. 14, 1993.

*Dallas

Single-Game Bests (Postseason)

Yards Rushing: *150 vs. Green Bay, Jan. 14, 1996. **Rushing Attempts:** *35 vs. Green Bay, Jan. 14, 1995. **Rushing Average:** *6.8 vs. Minnesota, Dec. 28, 1996. **Touchdowns Rushing:** *3 vs. Green Bay, Jan. 14, 1999. **Longest Run:** *65 at Minnesota, Jan. 9, 2000. **Pass Receptions:** *7 at San Francisco, Jan. 17, 1993; vs. San Francisco, Jan. 23, 1994. **Yards Receiving:** *85 vs. San Francisco, Jan. 23, 1994. **Longest Reception:** *28 vs. San Francisco, Jan. 23, 1994.

*Dallas

Games

Games (Starts): *2002: 16 (16), *2001: 14 (14), *2000: 16 (16), *1999: 15 (15), *1998: 16 (16), *1997: 16 (16), *1996: 15 (15), *1995: 16 (16), *1994: 15 (15), *1993: 14 (13), *1992: 16 (16), *1991: 16 (16), *1990: 16 (15). ***Totals: 201 (199).**

*Dallas

Postseason Games

Games (Starts): *1999: 1 (1), *1998: 1 (1), *1996: 2 (2), *1995: 3 (3), *1994: 2 (2), *1993: 3 (3), *1992: 3 (3), *1991: 2 (2). ***Totals: 17 (17).**

*Dallas

2002 (Cowboys)

		Rushing					Receiving					Combined		
Date	Opponent	Att.	Yards	Avg.	Long	TD	Rec.	Yards	Avg.	Long	TD	Yards	TD	W/L
Sept. 8, 2002	At Houston	17	67	3.9	22	0	2	12	6.0	9	0	79	0	L
Sept. 15, 2002	Tennessee	18	59	3.3	22	0	1	4	4.0	4	0	63	0	W
Sept. 22, 2002	At Philadelphia	11	52	4.7	19	0	2	31	15.5	17	0	83	0	L
Sept. 29, 2002	At St. Louis	13	58	4.5	30	0	1	8	8.0	8	0	66	0	W
Oct. 6, 2002	N.Y. Giants	13	70	5.4	301	1	2	15	7.5	12	0	85	1	L
Oct. 13, 2002	Carolina	13	59	4.5	18	0	1	7	7.0	7	0	66	0	W
Oct. 20, 2002	At Arizona	22	82	3.7	12	0	0	0	0.0	0	0	82	0	L
Oct. 27, 2002	Seattle	24	109	4.5	14	1	1	3	3.0	3	0	112	1	L
Nov. 3, 2002	At Detroit	16	39	2.4	13	0	0	0	0.0	0	0	39	0	L
Nov. 17, 2002	At Indianapolis	8	22	2.8	9	0	0	0	0.0	0	0	22	0	L
Nov. 24, 2002	Jacksonville	20	73	3.7	11	1	1	12	12.0	12	0	85	1	W
Nov. 28, 2002	Washington	23	144	6.3	21	0	1	-4	-4.0	-4	0	140	0	W
Dec. 8, 2002	San Francisco	19	66	3.5	18	2	0	0	0.0	0	0	66	2	L
Dec. 15, 2002	At N.Y. Giants	11	32	2.9	9	0	1	-2	-2.0	-2	0	30	0	L
Dec. 21, 2002	Philadelphia	8	30	3.8	7	0	2	6	3.0	7	0	36	0	L
Dec. 29, 2002	At Washington	18	13	0.7	7	0	1	-3	-3.0	-3	0	10	0	L
Totals		254	975	3.8	301	5	16	89	5.7	17	0	1,064	5	

2001 (Cowboys)

Date	Opponent	Rushing				Receiving				Combined		W/L
		Att.	Yards	Avg.	Long	TD	Rec.	Yards	Avg.	Long	TD	
Sept. 9, 2001	Tampa Bay	13	40	3.1	14	0	0	0	0.0	0	0	L
Sept. 23, 2001	San Diego	17	85	5.0	16	0	0	0	0.0	0	0	L
Sept. 30, 2001	At Philadelphia	16	58	3.6	39	0	1	4	4.0	4	0	L
Oct. 7, 2001	At Oakland	16	25	1.6	12	0	3	21	7.0	13	0	L
Oct. 15, 2001	Washington	25	107	4.3	24	0	5	45	9.0	22	0	W
Oct. 28, 2001	Arizona	21	83	4.0	13	0	1	11	11.0	11	0	W
Nov. 4, 2001	At N.Y. Giants	Did not play (knee)										
Nov. 11, 2001	At Atlanta	Did not play (knee)										
Nov. 18, 2001	Philadelphia	15	80	5.3	27	0	2	10	5.0	7	0	L
Nov. 22, 2001	Denver	9	9	1.0	7	0	2	7	3.5	4	0	L
Dec. 2, 2001	At Washington	25	102	4.1	15	1	0	0	0.0	0	0	W
Dec. 9, 2001	N.Y. Giants	22	62	2.8	44	1	1	3	3.0	3	0	W
Dec. 16, 2001	At Seattle	12	39	3.3	18	0	0	0	0.0	0	0	L
Dec. 23, 2001	At Arizona	26	128	4.9	15	0	1	11	11.0	11	0	L
Dec. 30, 2001	San Francisco	26	126	4.8	22	0	1	4	4.0	4	0	W
Jan. 6, 2002	At Detroit	18	77	4.3	28	1	0	0	0.0	0	0	L
Totals		261	1,021	3.9	44	3	17	116	6.8	22	0	3

2000 (Cowboys)

Date	Opponent	Rushing				Receiving				Combined		W/L
		Att.	Yards	Avg.	Long	TD	Rec.	Yards	Avg.	Long	TD	
Sept. 3, 2000	Philadelphia	7	29	4.1	12	0	0	0	0.0	0	0	L
Sept. 10, 2000	At Arizona	16	59	3.7	12	0	1	-1	-1.0	-1	0	L
Sept. 18, 2000	At Washington	24	83	3.5	20	1	1	0	0.0	0	0	W
Sept. 24, 2000	San Francisco	11	31	2.8	10	1	0	0	0.0	0	0	W
Oct. 1, 2000	At Carolina	24	132	5.5	19	1	3	17	5.7	14	0	W
Oct. 15, 2000	At N.Y. Giants	19	61	3.2	11	1	2	10	5.0	6	0	L
Oct. 22, 2000	Arizona	24	112	4.7	16	1	0	0	0.0	0	0	W
Oct. 29, 2000	Jacksonville	24	102	4.3	18	0	0	0	0.0	0	0	L
Nov. 5, 2000	At Philadelphia	26	134	5.2	31	1	1	15	15.0	15	0	L
Nov. 12, 2000	Cincinnati	17	16	0.9	6	0	1	19	19.0	19	0	W
Nov. 19, 2000	At Baltimore	11	48	4.4	15	0	0	0	0.0	0	0	L
Nov. 23, 2000	Minnesota	12	100	7.0	52	0	1	8	8.0	8	0	L
Dec. 3, 2000	At Tampa Bay	20	80	4.0	16	1	1	11	11.0	11	0	L
Dec. 10, 2000	Washington	23	150	6.5	25	1	0	0	0.0	0	0	W
Dec. 17, 2000	N.Y. Giants	24	46	1.9	15	1	0	0	0.0	0	0	L
Dec. 25, 2000	At Tennessee	12	20	1.7	8	0	0	0	0.0	0	0	L
Totals		294	1,203	4.1	52	9	11	79	7.2	19	0	9

1999 (Cowboys)

Date	Opponent	Rushing				Receiving				Combined		W/L
		Att.	Yards	Avg.	Long	TD	Rec.	Yards	Avg.	Long	TD	
Sept. 12, 1999	At Washington	23	109	4.7	14	1	4	-3	-0.8	6	0	W
Sept. 20, 1999	Atlanta	29	109	3.8	37	2	1	1	1.0	1	0	W
Oct. 3, 1999	Arizona	22	77	3.5	8	1	0	0	0.0	0	0	W
Oct. 10, 1999	At Philadelphia	30	114	3.8	22	0	5	31	6.2	9t	1	L
Oct. 18, 1999	At N.Y. Giants	22	26	1.2	5	1	0	0	0.0	0	0	L
Oct. 24, 1999	Washington	24	80	3.3	12	1	1	1	1.0	1	0	W
Oct. 31, 1999	At Indianapolis	22	93	4.2	12	2	3	6	2.0	6	0	L
Nov. 8, 1999	At Minnesota	13	140	10.8	63t	2	1	9	9.0	9	0	L
Nov. 14, 1999	Green Bay	Did not play (hand)										
Nov. 21, 1999	At Arizona	29	127	4.4	21	0	1	6	6.0	6	0	L
Nov. 25, 1999	Miami	31	103	3.3	28	0	0	0	0.0	0	0	W
Dec. 5, 1999	At New England	19	75	3.9	16	0	3	10	3.3	6	0	L
Dec. 12, 1999	Philadelphia	1	2	2.0	2	0	0	0	0.0	0	0	W
Dec. 19, 1999	N.Y. Jets	19	110	5.8	22	0	3	36	12.0	14t	1	L
Dec. 24, 1999	At New Orleans	23	110	4.8	15	1	3	3	1.0	6	0	L
Jan. 2, 2000	N.Y. Giants	22	122	5.5	45	0	2	19	9.5	14	0	W
Totals		329	1,379	4.2	63t	11	27	119	4.4	14t	2	1,498

1999 Postseason (Cowboys)

Date	Opponent	Rushing				Receiving				Combined		W/L
		Att.	Yards	Avg.	Long	TD	Rec.	Yards	Avg.	Long	TD	
Jan. 9, 2000	At Minnesota	15	99	6.6	65	1	1	14	14.0	14	0	L
Totals		15	99	6.6	65	1	1	14	14.0	14	0	1

1998 (Cowboys)

		Rushing					Receiving					Combined		
Date	Opponent	Att.	Yards	Avg.	Long	TD	Rec.	Yards	Avg.	Long	TD	Yards	TD	W/L
Sept. 6, 1998	Arizona	29	124	4.3	16	0	3	15	5.0	8	0	139	0	W
Sept. 13, 1998	At Denver	20	93	4.7	21	1	1	7	7.0	7	0	100	1	L
Sept. 21, 1998	At N.Y. Giants	7	21	3.0	5	0	3	18	6.0	8	0	39	0	W
Sept. 27, 1998	Oakland	21	59	2.8	11	1	0	0	0.0	0	0	59	1	L
Oct. 4, 1998	At Washington	28	120	4.3	21	1	0	0	0.0	0	0	120	1	W
Oct. 11, 1998	Carolina	21	112	5.3	32	1	0	0	0.0	0	0	112	1	W
Oct. 18, 1998	At Chicago	16	78	4.9	14	0	0	0	0.0	0	0	78	0	L
Nov. 2, 1998	At Philadelphia	23	101	4.4	17	1	1	11	11.0	11	0	112	1	W
Nov. 8, 1998	N.Y. Giants	29	163	5.6	32	0	5	19	3.8	7	0	182	0	W
Nov. 15, 1998	At Arizona	26	118	4.5	18	3	2	16	8.0	24	0	134	3	W
Nov. 22, 1998	Seattle	17	74	4.4	18	0	1	8	8.0	8	1	82	1	W
Nov. 26, 1998	Minnesota	18	44	2.4	11	3	4	30	7.5	17	0	74	3	L
Dec. 6, 1998	At New Orleans	15	6	0.4	10	0	0	0	0.0	0	0	6	0	L
Dec. 13, 1998	At Kansas City	14	42	3.0	11	0	4	41	10.3	17	1	83	1	L
Dec. 20, 1998	Philadelphia	25	110	4.4	20	0	2	9	4.5	5	0	119	0	W
Dec. 27, 1998	Washington	10	67	6.7	26	2	1	1	1.0	1	0	68	2	W
Totals		319	1,332	4.2	32	13	27	175	6.5	24	2	1,507	15	

1998 Postseason (Cowboys)

1999 Totals (6 weeks)

Date	Opponent	Rushing					Receiving					Combined		W/L
		Att.	Yards	Avg.	Long	TD	Rec.	Yards	Avg.	Long	TD	Yards	TD	
Jan. 2, 1999	Arizona	16	74	4.6	32	0	1	10	10.0	10	0	84	0	L
Totals		16	74	4.6	32	0	1	10	10.0	10	0	84	0	

1997 (Cowboys)

1997 (Continued)														
Date	Opponent	Rushing					Receiving					Combined		W/L
		Att.	Yards	Avg.	Long	TD	Rec.	Yards	Avg.	Long	TD	Yards	TD	
Aug. 31, 1997	At Pittsburgh	26	69	2.7	9	0	3	25	8.3	12	0	94	0	W
Sept. 7, 1997	At Arizona	19	132	6.9	44	0	3	11	3.7	7	0	143	0	L
Sept. 15, 1997	Philadelphia	27	91	3.4	9	0	3	10	3.3	5	0	101	0	W
Sept. 28, 1997	Chicago	13	43	3.3	15	0	1	1	1.0	1	0	44	0	W
Oct. 5, 1997	At N.Y. Giants	19	91	4.8	20	0	6	24	4.0	7	0	115	0	L
Oct. 13, 1997	At Washington	17	61	3.6	16	0	2	23	11.5	24	0	84	0	L
Oct. 19, 1997	Jacksonville	24	75	3.1	12	1	3	18	6.0	10	0	93	1	W
Oct. 26, 1997	At Philadelphia	25	126	5.0	17	0	5	36	7.2	20	0	162	0	L
Nov. 2, 1997	At San Francisco	7	31	4.4	12	0	1	6	6.0	6	0	37	0	L
Nov. 9, 1997	Arizona	15	64	4.3	21	1	3	12	4.0	9	0	76	1	W
Nov. 16, 1997	Washington	21	99	4.7	31	0	4	31	7.8	11	0	130	0	W
Nov. 23, 1997	At Green Bay	11	59	5.4	21	1	2	2	1.0	5	0	61	1	L
Nov. 27, 1997	Tennessee	10	22	2.2	4	0	3	20	6.7	9	0	42	0	L
Dec. 8, 1997	Carolina	2	3	1.5	3	0	0	0	0.0	0	0	3	0	L
Dec. 14, 1997	At Cincinnati	12	68	5.7	15	0	0	0	0.0	0	0	68	0	L
Dec. 21, 1997	N.Y. Giants	13	40	3.1	10	1	1	15	15.0	15	0	55	1	L
Totals		261	1,074	4.1	44	4	40	234	5.9	24	0	1,308	4	

1996 (Cowboys)

		Rushing					Receiving					Combined		
Date	Opponent	Att.	Yards	Avg.	Long	TD	Rec.	Yards	Avg.	Long	TD	Yards	TD	W/L
Sept. 2, 1996	At Chicago	18	70	3.9	12	0	2	5	2.5	8	0	75	0	L
Sept. 8, 1996	N.Y. Giants	24	82	3.4	16	0	3	12	4.0	5	1	94	1	W
Sept. 15, 1996	Indianapolis	26	101	3.9	12	1	2	14	7.0	16	0	115	1	L
Sept. 22, 1996	At Buffalo	15	25	1.7	6	1	1	9	9.0	9	0	34	1	L
Sept. 30, 1996	At Philadelphia	22	92	4.2	17	1	3	30	10.0	12	0	122	1	W
Oct. 13, 1996	Arizona	21	112	5.3	18	2	4	10	2.5	7	0	122	2	W
Oct. 20, 1996	Atlanta	15	50	3.3	10	2	2	7	3.5	9	1	57	3	W
Oct. 27, 1996	At Miami	22	74	3.4	13	0	7	44	6.3	14	1	118	1	W
Nov. 3, 1996	Philadelphia	24	113	4.7	24	2	4	4	1.0	4	0	117	2	L
Nov. 10, 1996	At San Francisco	26	81	3.1	16	0	1	11	11.0	11	0	92	0	W
Nov. 18, 1996	Green Bay	20	76	3.8	25	0	6	16	2.7	8	0	92	0	W
Nov. 24, 1996	At N.Y. Giants	11	18	1.6	6	0	4	24	6.0	10	0	42	0	L
Nov. 28, 1996	Washington	29	155	5.3	42	3	2	9	4.5	11	0	164	3	W
Dec. 8, 1996	At Arizona	27	70	2.6	11	0	1	-1	-1.0	-1	0	69	0	W
Dec. 15, 1996	New England	27	85	3.1	10	0	5	55	11.0	21	0	140	0	W
Dec. 22, 1996	At Washington	Did not play												
Totals		327	1,204	3.7	42	12	47	249	5.3	21	3	1,453	15	

1996 Postseason (Cowboys)

Date	Opponent	Rushing					Receiving					Combined		W/L
		Att.	Yards	Avg.	Long	TD	Rec.	Yards	Avg.	Long	TD	Yards	TD	
Dec. 28, 1996	Minnesota	17	116	6.8	37	2	4	26	6.5	15	0	142	2	W
Jan. 5, 1997	At Carolina	22	80	3.6	25	0	3	-2	-0.7	3	0	78	0	L
Totals		39	196	5.0	37	2	7	24	3.4	15	0	220	2	

1995 (Cowboys)

Date	Opponent	Rushing					Receiving					Combined		W/L
		Att.	Yards	Avg.	Long	TD	Rec.	Yards	Avg.	Long	TD	Yards	TD	
Sept. 4, 1995	At N.Y. Giants	21	163	7.8	60	4	1	0	0.0	0	0	163	4	W
Sept. 10, 1995	Denver	26	114	4.4	15	1	4	35	8.8	14	0	149	1	W
Sept. 17, 1995	At Minnesota	20	150	7.5	45	2	6	12	2.0	8	0	162	2	W
Sept. 24, 1995	Arizona	21	116	5.5	28	2	3	53	17.7	40	0	169	2	W
Oct. 1, 1995	At Washington	22	95	4.3	14	0	8	38	4.8	15	0	133	0	L
Oct. 8, 1995	Green Bay	31	106	3.4	16	2	3	19	6.3	9	0	125	2	W
Oct. 15, 1995	At San Diego	22	68	3.1	15	2	5	15	3.0	6	0	83	2	W
Oct. 29, 1995	At Atlanta	26	167	6.4	41	1	5	30	6.0	12	0	197	1	W
Nov. 6, 1995	Philadelphia	27	158	5.9	39	2	3	22	7.3	12	0	180	2	W
Nov. 12, 1995	San Francisco	18	100	5.6	33	1	6	50	8.3	20	0	150	1	L
Nov. 19, 1995	At Oakland	29	110	3.8	13	3	3	22	7.3	15	0	132	3	W
Nov. 23, 1995	Kansas City	18	56	3.1	15	1	3	11	3.7	9	0	67	1	W
Dec. 3, 1995	Washington	21	91	4.3	11	1	4	16	4.0	9	0	107	1	L
Dec. 10, 1995	At Philadelphia	27	108	4.0	13	1	3	8	2.7	7	0	116	1	L
Dec. 17, 1995	N.Y. Giants	24	103	4.3	23	1	2	6	3.0	3	0	109	1	W
Dec. 25, 1995	At Arizona	24	68	2.8	13	1	3	38	12.7	15	0	106	1	W
Totals		377	1,773	4.7	60	25	62	375	6.0	40	0	2,148	25	

1995 Postseason (Cowboys)

Date	Opponent	Rushing					Receiving					Combined		W/L
		Att.	Yards	Avg.	Long	TD	Rec.	Yards	Avg.	Long	TD	Yards	TD	
Jan. 7, 1996	Philadelphia	21	99	4.7	15	1	3	40	13.3	22	0	139	1	W
Jan. 14, 1996	Green Bay	35	150	4.3	25	3	2	17	8.5	16	0	167	3	W
Jan. 28, 1996	Pittsburgh	18	49	2.7	23	2	1	3	3.0	3	0	52	2	W
Totals		74	298	4.0	25	6	6	60	10.0	22	0	358	6	

1994 (Cowboys)

Date	Opponent	Rushing					Receiving					Combined		W/L
		Att.	Yards	Avg.	Long	TD	Rec.	Yards	Avg.	Long	TD	Yards	TD	
Sept. 4, 1994	At Pittsburgh	31	171	5.5	46	1	3	3	1.0	3	0	174	1	W
Sept. 11, 1994	Houston	27	90	3.3	12	1	3	24	8.0	22	0	114	1	W
Sept. 19, 1994	Detroit	29	143	4.9	32	1	7	49	7.0	19	0	192	1	L
Oct. 2, 1994	At Washington	16	48	3.0	8	2	2	5	2.5	6	0	53	2	W
Oct. 9, 1994	Arizona	9	22	2.4	6	2	1	11	11.0	11	0	33	2	W
Oct. 16, 1994	Philadelphia	26	106	4.1	12	1	0	0	0.0	0	0	106	1	W
Oct. 23, 1994	At Arizona	21	76	3.6	23	1	2	10	5.0	6	0	86	1	W
Oct. 30, 1994	At Cincinnati	25	92	3.7	13	0	1	9	9.0	9	0	101	0	W
Nov. 7, 1994	N.Y. Giants	35	163	4.7	28	2	3	13	4.3	7	0	176	2	W
Nov. 13, 1994	At San Francisco	26	78	3.0	11	2	6	32	5.3	15	0	110	2	L
Nov. 20, 1994	Washington	21	85	4.0	28	2	2	8	4.0	6	0	93	2	W
Nov. 24, 1994	Green Bay	32	133	4.2	30	2	6	95	15.8	68	0	228	2	W
Dec. 4, 1994	At Philadelphia	25	91	3.6	17	2	4	39	9.8	23	0	130	2	W
Dec. 10, 1994	Cleveland	26	112	4.3	26	1	5	22	4.4	10	1	134	2	L
Dec. 19, 1994	At New Orleans	19	74	3.9	14	1	5	21	4.2	9	0	95	1	W
Dec. 24, 1994	At N.Y. Giants	Did not play (hamstring)												
Totals		368	1,484	4.0	46	21	50	341	6.8	68	1	1,825	22	

1994 Postseason (Cowboys)

Date	Opponent	Rushing					Receiving					Combined		W/L
		Att.	Yards	Avg.	Long	TD	Rec.	Yards	Avg.	Long	TD	Yards	TD	
Jan. 8, 1995	Green Bay	7	44	6.3	12	1	1	3	3.0	3	0	47	1	W
Jan. 15, 1995	San Francisco	20	74	3.7	14	2	3	5	1.7	5	0	79	2	L
Totals		27	118	4.3	14	3	4	8	2.0	5	0	126	3	

1993 (Cowboys)

		Rushing					Receiving					Combined		
Date	Opponent	Att.	Yards	Avg.	Long	TD	Rec.	Yards	Avg.	Long	TD	Yards	TD	W/L
Sept. 6, 1993	At Washington	Did not play												
Sept. 12, 1993	Buffalo	Did not play												
Sept. 19, 1993	At Phoenix	8	45	5.6	16	0	1	3	3.0	3	0	48	0	W
Oct. 3, 1993	Green Bay	13	71	5.5	22	1	0	0	0.0	0	0	71	1	W
Oct. 10, 1993	At Indianapolis	25	104	4.2	20	1	4	39	9.8	15	0	143	1	W
Oct. 17, 1993	San Francisco	27	92	3.4	9	1	5	30	6.0	12	0	122	1	W
Oct. 31, 1993	At Philadelphia	30	237	7.9	62	1	0	0	0.0	0	0	237	1	W
Nov. 7, 1993	N.Y. Giants	24	117	4.9	24	2	6	43	7.2	20	0	160	2	W
Nov. 14, 1993	Phoenix	24	80	3.3	15	1	4	102	25.5	86	0	182	1	W
Nov. 21, 1993	At Atlanta	1	1	1.0	1	0	4	9	2.3	6	0	10	0	L
Nov. 25, 1993	Miami	16	51	3.2	10	0	9	46	5.1	13	0	97	0	L
Dec. 6, 1993	Philadelphia	23	172	7.5	57	0	4	26	6.5	19	0	198	0	W
Dec. 12, 1993	At Minnesota	19	104	5.5	22	1	5	26	5.2	13	0	130	1	W
Dec. 18, 1993	At N.Y. Jets	20	91	4.6	12	0	2	11	5.5	6	0	102	0	W
Dec. 26, 1993	Washington	21	153	7.3	35	1	3	18	6.0	13	0	171	1	W
Jan. 2, 1994	At N.Y. Giants	32	168	5.3	46	0	10	61	6.1	12	1	229	1	W
Totals		283	1,486	5.3	62	9	57	414	7.3	86	1	1,900	10	

1993 Postseason (Cowboys)

1994 Postseason (6 Weeks)														
Date	Opponent	Rushing					Receiving					Combined		W/L
		Att.	Yards	Avg.	Long	TD	Rec.	Yards	Avg.	Long	TD	Yards	TD	
Jan. 16, 1994	Green Bay	13	60	4.6	14	0	2	27	13.5	22	0	87	0	W
Jan. 23, 1994	San Francisco	23	88	3.8	9	1	7	85	12.1	28	1	173	2	W
Jan. 30, 1994	Buffalo	30	132	4.4	15	2	4	26	6.5	10	0	158	2	W
Totals		66	280	4.2	15	3	13	138	10.6	28	1	418	4	

1992 (Cowboys)

1992 (60 wins)														
Date	Opponent	Rushing					Receiving					Combined		W/L
		Att.	Yards	Avg.	Long	TD	Rec.	Yards	Avg.	Long	TD	Yards	TD	
Sept. 7, 1992	Washington	27	140	5.2	20	1	3	13	4.3	11	0	153	1	W
Sept. 13, 1992	At N.Y. Giants	23	89	3.9	14	1	8	55	6.9	20	0	144	1	W
Sept. 20, 1992	Phoenix	26	112	4.3	22	1	0	0	0.0	0	0	112	1	W
Oct. 5, 1992	At Philadelphia	19	67	3.5	14	0	2	5	2.5	7	0	72	0	L
Oct. 11, 1992	Seattle	22	78	3.5	15	2	0	0	0.0	0	0	78	2	W
Oct. 18, 1992	Kansas City	24	95	4.0	14	1	4	35	8.8	15	0	130	1	W
Oct. 25, 1992	At L.A. Raiders	29	152	5.2	26	3	3	15	5.0	9	0	167	3	W
Nov. 1, 1992	Philadelphia	30	163	5.4	51	0	1	9	9.0	9	0	172	0	W
Nov. 8, 1992	At Detroit	19	67	3.5	7	3	3	13	4.3	7	0	80	3	W
Nov. 15, 1992	L.A. Rams	19	80	4.2	29	1	2	8	4.0	5	0	88	1	L
Nov. 22, 1992	At Phoenix	23	84	3.7	17	0	12	67	5.6	16	0	151	0	W
Nov. 26, 1992	N.Y. Giants	17	120	7.1	68	1	6	41	6.8	26	1	161	2	W
Dec. 6, 1992	At Denver	26	62	2.4	10	1	6	45	7.5	20	0	107	1	W
Dec. 13, 1992	At Washington	25	99	4.0	18	0	5	16	3.2	7	0	115	0	L
Dec. 21, 1992	At Atlanta	24	174	7.3	29	2	2	5	2.5	4	0	179	2	W
Dec. 27, 1992	Chicago	20	131	6.6	31	1	2	8	4.0	4	0	139	1	W
Totals		373	1,713	4.6	68	18	59	335	5.7	26	1	2,048	19	

1992 Postseason (Cowboys)

1992 Production (Continued)														
Date	Opponent	Rushing					Receiving					Combined		W/L
		Att.	Yards	Avg.	Long	TD	Rec.	Yards	Avg.	Long	TD	Yards	TD	
Jan. 10, 1993	Philadelphia	25	114	4.6	23	1	0	0	0.0	0	0	114	1	W
Jan. 17, 1993	At San Francisco	24	114	4.8	28	1	7	59	8.4	16	1	173	2	W
Jan. 31, 1993	Buffalo	22	108	4.9	38	1	6	27	4.5	18	0	135	1	W
Totals		71	336	4.7	38	3	13	86	6.6	18	1	422	4	

1991 (Cowboys)

Date	Opponent	Rushing				Receiving				Combined		W/L
		Att.	Yards	Avg.	Long	TD	Rec.	Yards	Avg.	Long	TD	
Sept. 1, 1991	At Cleveland	32	112	3.5	12	0	6	36	6.0	13	0	148 0 W
Sept. 9, 1991	Washington	11	112	10.2	75	1	8	42	5.3	11	1	154 2 L
Sept. 15, 1991	Philadelphia	13	44	3.4	8	0	1	12	12.0	12	0	56 0 L
Sept. 22, 1991	At Phoenix	23	182	7.9	60	2	3	19	6.3	9	0	201 2 W
Sept. 29, 1991	N.Y. Giants	18	67	3.7	16	1	1	8	8.0	8	0	75 1 W
Oct. 6, 1991	At Green Bay	32	122	3.8	26	0	7	21	3.0	14	0	143 0 W
Oct. 13, 1991	Cincinnati	19	62	3.3	12	1	3	18	6.0	8	0	80 1 W
Oct. 27, 1991	At Detroit	16	66	4.1	15	0	3	4	1.3	3	0	70 0 L
Nov. 3, 1991	Phoenix	22	62	2.8	10	3	3	12	4.0	5	0	74 3 W
Nov. 10, 1991	At Houston	12	49	4.1	14	0	5	29	5.8	11	0	78 0 L
Nov. 17, 1991	At N.Y. Giants	17	97	5.7	36	0	3	16	5.3	13	0	113 0 L
Nov. 24, 1991	At Washington	34	132	3.9	32	1	0	0	0.0	0	0	132 1 W
Nov. 28, 1991	Pittsburgh	32	109	3.4	14	1	3	19	6.3	10	0	128 1 W
Dec. 8, 1991	New Orleans	27	112	4.1	10	0	2	9	4.5	7	0	121 0 W
Dec. 15, 1991	At Philadelphia	25	75	3.0	13	0	0	0	0.0	0	0	75 0 W
Dec. 22, 1991	Atlanta	32	160	5.0	24	2	1	13	13.0	13	0	173 2 W
Totals		365	1,563	4.3	75	12	49	258	5.3	14	1	1,821 13

1991 Postseason (Cowboys)

Date	Opponent	Rushing				Receiving				Combined		W/L
		Att.	Yards	Avg.	Long	TD	Rec.	Yards	Avg.	Long	TD	
Dec. 29, 1991	At Chicago	26	105	4.0	18	1	0	0	0.0	0	0	105 1 W
Jan. 5, 1992	At Detroit	15	80	5.3	19	0	1	2	2.0	2	0	82 0 L
Totals		41	185	4.5	19	1	1	2	2.0	2	0	187 1

1990 (Cowboys)

Date	Opponent	Rushing				Receiving				Combined		W/L
		Att.	Yards	Avg.	Long	TD	Rec.	Yards	Avg.	Long	TD	
Sept. 9, 1990	San Diego	2	2	1.0	1	0	0	0	0.0	0	0	2 0 W
Sept. 16, 1990	N.Y. Giants	6	11	1.8	5	0	2	12	6.0	8	0	23 0 L
Sept. 23, 1990	At Washington	17	63	3.7	15	1	2	12	6.0	9	0	75 1 L
Sept. 30, 1990	At N.Y. Giants	12	28	2.3	6	1	4	38	9.5	17	0	66 1 L
Oct. 7, 1990	Tampa Bay	23	121	5.3	16	1	2	-9	-4.5	-3	0	112 1 W
Oct. 14, 1990	At Phoenix	12	48	4.0	14	0	1	8	8.0	8	0	56 0 L
Oct. 21, 1990	At Tampa Bay	16	48	3.0	11	0	0	0	0.0	0	0	48 0 W
Oct. 28, 1990	Philadelphia	14	52	3.7	15	1	0	0	0.0	0	0	52 1 L
Nov. 4, 1990	At N.Y. Jets	15	55	3.7	22	0	2	3	1.5	6	0	58 0 L
Nov. 11, 1990	San Francisco	6	40	6.7	23	0	1	-4	-4.0	-4	0	36 0 L
Nov. 18, 1990	At L.A. Rams	21	54	2.6	12	0	4	117	29.3	57	0	171 0 W
Nov. 22, 1990	Washington	23	132	5.7	48	2	2	5	2.5	4	0	137 2 W
Dec. 2, 1990	New Orleans	20	85	4.2	17	1	1	3	3.0	3	0	88 1 W
Dec. 16, 1990	Phoenix	24	103	4.3	11	4	1	12	12.0	12	0	115 4 W
Dec. 23, 1990	At Philadelphia	14	61	4.4	24	0	1	26	26.0	26	0	87 0 L
Dec. 30, 1990	At Atlanta	16	34	2.1	13	0	1	5	5.0	5	0	39 0 L
Totals		241	937	3.9	48	11	24	228	9.5	57	0	1,165 11

(Emmitt Smith continued on page 162)

Emmitt Smith Regular-Season Game-By-Game Vs. NFL

Vs. Arizona Cardinals

Date	Opponent	Rushing					Receiving					Combined		W/L
		Att.	Yards	Avg.	Long	TD	Rec.	Yards	Avg.	Long	TD	Yards	TD	
Oct. 14, 1990	At Phoenix	12	48	4.0	14	0	1	8	8.0	8	0	56	0	L
Dec. 16, 1990	Phoenix	24	103	4.3	111	4	1	12	12.0	12	0	115	4	W
Sept. 22, 1991	At Phoenix	23	182	7.9	60t	2	3	19	6.3	9.0	0	201	2	W
Nov. 3, 1991	Phoenix	22	62	2.8	10	3	3	12	4.0	5	0	74	3	W
Sept. 20, 1992	Phoenix	26	112	4.3	22	1	0	0	0.0	0	0	112	1	W
Nov. 22, 1992	At Phoenix	23	84	3.7	17	0	12	67	5.6	16	0	151	0	W
Sept. 19, 1993	At Phoenix	8	45	5.6	16	0	1	3	3.0	3	0	48	0	W
Nov. 14, 1993	Phoenix	24	80	3.3	15	1	4	102	25.5	86	0	182	1	W
Oct. 9, 1994	Arizona	9	22	2.4	6	2	1	11	11.0	11	0	33	2	W
Oct. 23, 1994	At Arizona	21	76	3.6	23	1	2	10	5.0	6	0	86	1	W
Sept. 24, 1995	Arizona	21	116	5.5	28	2	3	53	17.7	40	0	169	2	W
Dec. 25, 1995	At Arizona	24	68	2.8	13	1	3	38	12.7	15	0	106	1	W
Oct. 13, 1996	Arizona	21	112	5.3	18	2	4	10	2.5	7	0	122	2	W
Dec. 8, 1996	At Arizona	27	70	2.6	11	0	1	-1	-1.0	-1	0	69	0	W
Sept. 7, 1997	At Arizona	19	132	6.9	44	0	3	11	3.7	7	0	143	0	L
Nov. 9, 1997	Arizona	15	64	4.3	21	1	3	12	4.0	9	0	76	1	W
Sept. 6, 1998	Arizona	29	124	4.3	16	0	3	15	5.0	8	0	139	0	W
Nov. 15, 1998	At Arizona	26	118	4.5	18	3	2	16	8.0	24	0	134	3	W
Oct. 3, 1999	Arizona	22	77	3.5	8	1	0	0	0.0	0	0	77	1	W
Nov. 21, 1999	At Arizona	29	127	4.4	21	0	1	6	6.0	6	0	133	0	L
Sept. 10, 2000	At Arizona	16	59	3.7	12	0	1	-1	-1.0	-1	0	58	0	L
Oct. 22, 2000	Arizona	24	112	4.7	16	1	0	0	0.0	0	0	112	1	W
Oct. 28, 2001	Arizona	21	83	4.0	13	0	1	11	11.0	11	0	94	0	W
Dec. 23, 2001	At Arizona	26	128	4.9	15	0	1	11	11.0	11	0	139	0	L
Oct. 20, 2002	At Arizona	22	82	3.7	12	0	0	0	0.0	0	0	82	0	L
Totals	25 games	534	2,286	4.3	60t	25	54	425	7.9	86	0	2,711	25	

Vs. Atlanta Falcons

Date	Opponent	Rushing					Receiving					Combined		W/L
		Att.	Yards	Avg.	Long	TD	Rec.	Yards	Avg.	Long	TD	Yards	TD	
Dec. 30, 1990	At Atlanta	16	34	2.1	13	0	1	5	5.0	5	0	39	0	L
Dec. 22, 1991	Atlanta	32	160	5.0	24	2	1	13	13.0	13	0	173	2	W
Dec. 21, 1992	At Atlanta	24	174	7.3	29	2	2	5	2.5	4	0	179	2	W
Nov. 21, 1993	At Atlanta	1	1	1.0	1	0	4	9	2.3	6	0	10	0	L
Oct. 29, 1995	At Atlanta	26	167	6.4	41	1	5	30	6.0	12	0	197	1	W
Oct. 20, 1996	Atlanta	15	50	3.3	10	2	2	7	3.5	9t	1	57	3	W
Sept. 20, 1999	Atlanta	29	109	3.8	37	2	1	1	1.0	1	0	110	2	W
Nov. 11, 2001	At Atlanta	Did not play (knee)					1	-1	-1.0	-1	0	0	0	
Totals	7 games	143	695	4.9	41	9	16	70	4.4	13	1	765	10	

Vs. Baltimore Ravens

Date	Opponent	Rushing					Receiving					Combined		W/L
		Att.	Yards	Avg.	Long	TD	Rec.	Yards	Avg.	Long	TD	Yards	TD	
Nov. 19, 2000	At Baltimore	11	48	4.4	15	0	0	0	0.0	0	0	48	0	L
Totals	1 game	11	48	4.4	15	0	0	0	0.0	0	0	48	0	

Vs. Buffalo Bills

Date	Opponent	Rushing					Receiving					Combined		W/L
		Att.	Yards	Avg.	Long	TD	Rec.	Yards	Avg.	Long	TD	Yards	TD	
Sept. 12, 1993	Buffalo	Did not play												
Sept. 22, 1996	At Buffalo	15	25	1.7	6	1	1	9	9.0	9	0	34	1	L
Totals	1 game	15	25	1.7	6	1	1	9	9.0	9	0	34	1	

Vs. Carolina Panthers

Date	Opponent	Rushing					Receiving					Combined		W/L
		Att.	Yards	Avg.	Long	TD	Rec.	Yards	Avg.	Long	TD	Yards	TD	
Dec. 8, 1997	Carolina	2	3	1.5	3	0	0	0	0.0	0	0	3	0	L
Oct. 11, 1998	Carolina	21	112	5.3	32	1	0	0	0.0	0	0	112	1	W
Oct. 1, 2000	At Carolina	24	132	5.5	19	1	3	17	5.7	14	0	149	1	W
Oct. 13, 2002	Carolina	13	59	4.5	18	0	1	7	7.0	7	0	66	0	W
Totals	4 games	60	306	5.1	32	2	4	24	6.0	14	0	330	2	

Vs. Chicago Bears

Date	Opponent	Rushing					Receiving					Combined		W/L
		Att.	Yards	Avg.	Long	TD	Rec.	Yards	Avg.	Long	TD	Yards	TD	
Dec. 27, 1992	Chicago	20	131	6.6	311	1	2	8	4.0	4	0	139	1	W
Sept. 2, 1996	At Chicago	18	70	3.9	12	0	2	5	2.5	8	0	75	0	L
Sept. 28, 1997	Chicago	13	43	3.3	15	0	1	1	1.0	1	0	44	0	W
Oct. 18, 1998	At Chicago	16	78	4.9	14	0						78	0	L
Totals	4 games	67	322	4.8	311	1	5	14	2.8	8	0	336	1	

Vs. Cincinnati Bengals

Date	Opponent	Rushing					Receiving					Combined		W/L
		Att.	Yards	Avg.	Long	TD	Rec.	Yards	Avg.	Long	TD	Yards	TD	
Oct. 13, 1991	Cincinnati	19	62	3.3	12	1	3	18	6.0	8	0	80	1	W
Oct. 30, 1994	At Cincinnati	25	92	3.7	13	0	1	9	9.0	9	0	101	0	W
Dec. 14, 1997	At Cincinnati	12	68	5.7	15	0	0	0	0.0	0	0	68	0	L
Nov. 12, 2000	Cincinnati	17	16	0.9	6	0	1	19	19.0	19	0	35	0	W
Totals	4 games	73	238	3.3	15	1	5	46	9.2	19	0	284	1	

Vs. Cleveland Browns

Date	Opponent	Rushing					Receiving					Combined		W/L
		Att.	Yards	Avg.	Long	TD	Rec.	Yards	Avg.	Long	TD	Yards	TD	
Sept. 1, 1991	At Cleveland	32	112	3.5	12	0	6	36	6.0	13	0	148	0	W
Dec. 10, 1994	Cleveland	26	112	4.3	26	1	5	22	4.4	10	1	134	2	L
Totals	2 games	58	224	3.9	26	1	11	58	5.3	13	1	282	2	

Vs. Denver Broncos

Date	Opponent	Rushing					Receiving					Combined		W/L
		Att.	Yards	Avg.	Long	TD	Rec.	Yards	Avg.	Long	TD	Yards	TD	
Dec. 6, 1992	At Denver	26	62	2.4	10	1	6	45	7.5	20	0	107	1	W
Sept. 10, 1995	Denver	26	114	4.4	15	1	4	35	8.8	14	0	149	1	W
Sept. 13, 1998	At Denver	20	93	4.7	21	1	1	7	7.0	7	0	100	1	L
Nov. 22, 2001	Denver	9	9	1.0	7	0	2	7	3.5	4	0	16	0	L
Totals	4 games	81	278	3.4	21	3	13	94	7.2	20	0	372	3	

Vs. Detroit Lions

Date	Opponent	Rushing					Receiving					Combined		W/L
		Att.	Yards	Avg.	Long	TD	Rec.	Yards	Avg.	Long	TD	Yards	TD	
Oct. 27, 1991	At Detroit	16	66	4.1	15	0	3	4	1.3	3	0	70	0	L
Nov. 8, 1992	At Detroit	19	67	3.5	7	3	3	13	4.3	7	0	80	3	W
Sept. 19, 1994	Detroit	29	143	4.9	32	1	7	49	7.0	19	0	192	1	L
Jan. 6, 2002	At Detroit	18	77	4.3	28	1	0	0	0.0	0	0	77	1	L
Nov. 3, 2002	At Detroit	16	39	2.4	13	0	0	0	0.0	0	0	39	0	L
Totals	5 games	98	392	4.0	32	5	13	66	5.1	19	0	458	5	

Vs. Green Bay Packers

Date	Opponent	Rushing					Receiving					Combined		W/L
		Att.	Yards	Avg.	Long	TD	Rec.	Yards	Avg.	Long	TD	Yards	TD	
Oct. 6, 1991	At Green Bay	32	122	3.8	26	0	7	21	3.0	14	0	143	0	W
Oct. 3, 1993	Green Bay	13	71	5.5	22	1	0	0	0.0	0	0	71	1	W
Nov. 24, 1994	Green Bay	32	133	4.2	30	2	6	95	15.8	68	0	228	2	W
Oct. 8, 1995	Green Bay	31	106	3.4	16	2	3	19	6.3	9	0	125	2	W
Nov. 18, 1996	Green Bay	20	76	3.8	25	0	6	16	2.7	8	0	92	0	W
Nov. 23, 1997	At Green Bay	11	59	5.4	21	1	2	2	1.0	5	0	61	1	L
Nov. 14, 1999	Green Bay	Did not play (hand)												
Totals	6 games	139	567	4.1	30	6	24	153	6.4	68	0	720	6	

Vs. Houston Texans

Date	Opponent	Rushing					Receiving					Combined		W/L
		Att.	Yards	Avg.	Long	TD	Rec.	Yards	Avg.	Long	TD	Yards	TD	
Sept. 8, 2002	At Houston	17	67	3.9	22	0	2	12	6.0	9	0	79	0	L
Totals	1 game	17	67	3.9	22	0	2	12	6.0	9	0	79	0	

Vs. Indianapolis Colts

Date	Opponent	Rushing					Receiving					Combined		W/L
		Att.	Yards	Avg.	Long	TD	Rec.	Yards	Avg.	Long	TD	Yards	TD	
Oct. 10, 1993	At Indianapolis	25	104	4.2	20	1	4	39	9.8	15	0	143	1	W
Sept. 15, 1996	Indianapolis	26	101	3.9	12	1	2	14	7.0	16	0	115	1	L
Oct. 31, 1999	At Indianapolis	22	93	4.2	12	2	3	6	2.0	6	0	99	2	L
Nov. 17, 2002	At Indianapolis	8	22	2.8	9	0	0	0	0.0	0	0	22	0	L
Totals	4 games	81	320	4.0	20	4	9	59	6.6	16	0	379	4	

Vs. Jacksonville Jaguars

		Rushing					Receiving					Combined		
Date	Opponent	Att.	Yards	Avg.	Long	TD	Rec.	Yards	Avg.	Long	TD	Yards	TD	W/L
Oct. 19, 1997	Jacksonville	24	75	3.1	12	1	3	18	6.0	10	0	93	1	W
Oct. 29, 2000	Jacksonville	24	102	4.3	18	0	0	0	0.0	0	0	102	0	L
Nov. 24, 2002	Jacksonville	20	73	3.7	11	1	1	12	12.0	12	0	85	1	W
Totals	3 games	68	250	3.7	18	2	4	30	7.5	12	0	280	2	

Vs. Kansas City Chiefs

		Rushing					Receiving					Combined		
Date	Opponent	Att.	Yards	Avg.	Long	TD	Rec.	Yards	Avg.	Long	TD	Yards	TD	W/L
Oct. 18, 1992	Kansas City	24	95	4.0	14	1	4	35	8.8	15	0	130	1	W
Nov. 23, 1995	Kansas City	18	56	3.1	15t	1	3	11	3.7	9	0	67	1	W
Dec. 13, 1998	At Kansas City	14	42	3.0	11	0	4	41	10.3	17	1	83	1	L
Totals	3 games	56	193	3.4	15t	2	1	87	7.9	17	1	280	3	

Vs. Los Angeles/St. Louis Rams

No. 205 Angelenos' 205 yards														
Date	Opponent	Rushing					Receiving					Combined		W/L
		Att.	Yards	Avg.	Long	TD	Rec.	Yards	Avg.	Long	TD	Yards	TD	
Nov. 18, 1990	At L.A. Rams	21	54	2.6	12	0	4	117	29.3	57	0	171	0	W
Nov. 15, 1992	L.A. Rams	19	80	4.2	29	1	2	8	4.0	5	0	88	1	L
Sept. 29, 2002	At St. Louis	13	58	4.5	30	0	1	8	8.0	8	0	66	0	W
Totals	3 games	52	192	3.6	30	1	7	133	19.0	57	0	325	1	

Vs. Miami Dolphins

		Rushing					Receiving					Combined		
Date	Opponent	Att.	Yards	Avg.	Long	TD	Rec.	Yards	Avg.	Long	TD	Yards	TD	W/L
Nov. 25, 1993	Miami	16	51	3.2	10	0	9	46	5.1	13	0	97	0	L
Oct. 27, 1996	At Miami	22	74	3.4	13	0	7	44	6.3	14t	1	118	1	W
Nov. 25, 1999	Miami	31	103	3.3	28	0	0	0	0.0	0	0	103	0	W
Totals	3 games	69	228	3.3	28	0	16	90	5.6	14	1	318	1	

Vs. Minnesota Vikings

vs. Minnesota Vikings														
Date	Opponent	Rushing					Receiving					Combined		W/L
		Att.	Yards	Avg.	Long	TD	Rec.	Yards	Avg.	Long	TD	Yards	TD	
Dec. 12, 1993	At Minnesota	19	104	5.5	22	1	5	26	5.2	13	0	130	1	W
Sept. 17, 1995	At Minnesota	20	150	7.5	45	2	6	12	2.0	8	0	162	2	W
Nov. 26, 1998	Minnesota	18	44	2.4	11	3	4	30	7.5	17	0	74	3	L
Nov. 8, 1999	At Minnesota	13	140	10.8	63t	2	1	9	9.0	9	0	149	2	L
Nov. 23, 2000	Minnesota	12	100	7.0	52	0	1	8	8.0	8	0	108	0	L
Totals	5 games	82	538	6.6	63t	8	17	85	5.0	17	0	623	8	

Vs. New York Giants

Rushing														Receiving						Combined		W/L
Date	Opponent	Att.	Yards	Avg.	Long	TD	Rec.	Yards	Avg.	Long	TD	Yards	TD									
Sept. 16, 1990	N.Y. Giants	6	11	1.8	5	0	2	12	6.0	8	0	23	0	L								
Sept. 30, 1990	At N.Y. Giants	12	28	2.3	6	1	4	38	9.5	17	0	66	1	L								
Sept. 29, 1991	N.Y. Giants	18	67	3.7	16	1	1	8	8.0	8	0	75	1	W								
Nov. 17, 1991	At N.Y. Giants	17	97	5.7	36	0	3	16	5.3	13	0	113	0	L								
Sept. 13, 1992	At N.Y. Giants	23	89	3.9	14	1	8	55	6.9	20	0	144	1	W								
Nov. 26, 1992	N.Y. Giants	17	120	7.1	68t	1	6	41	6.8	26t	1	161	2	W								
Nov. 7, 1993	N.Y. Giants	24	117	4.9	24	2	6	43	7.2	20	0	160	2	W								
Jan. 2, 1994	At N.Y. Giants	32	168	5.3	46	0	10	61	6.1	12t	1	229	1	W								
Nov. 7, 1994	N.Y. Giants	35	163	4.7	28	2	3	13	4.3	7	0	176	2	W								
Dec. 24, 1994	At N.Y. Giants	Did not play (hamstring)																				
Sept. 4, 1995	At N.Y. Giants	21	163	7.8	60t	4	1	0	0.0	0	0	163	4	W								
Dec. 17, 1995	N.Y. Giants	24	103	4.3	23	1	2	6	3.0	3	0	109	1	W								
Sept. 8, 1996	N.Y. Giants	24	82	3.4	16	0	3	12	4.0	5t	1	94	1	W								
Nov. 24, 1996	At N.Y. Giants	11	18	1.6	6t	0	4	24	6.0	10	0	42	0	L								
Oct. 5, 1997	At N.Y. Giants	19	91	4.8	20	0	6	24	4.0	7	0	115	0	L								
Dec. 21, 1997	N.Y. Giants	13	40	3.1	10	1	1	15	15.0	15	0	55	1	L								
Sept. 21, 1998	At N.Y. Giants	7	21	3.0	5	0	3	18	6.0	8	0	39	0	W								
Nov. 8, 1998	N.Y. Giants	29	163	5.6	32	0	5	19	3.8	7	0	182	0	W								
Oct. 18, 1999	At N.Y. Giants	22	26	1.2	5	1	0	0	0.0	0	0	26	1	L								
Jan. 2, 2000	N.Y. Giants	22	122	5.5	45	0	2	19	9.5	14	0	141	0	W								
Oct. 15, 2000	At N.Y. Giants	19	61	3.2	11	1	2	10	5.0	6	0	71	1	L								
Dec. 17, 2000	N.Y. Giants	24	46	1.9	15	1	0	0	0.0	0	0	46	1	L								
Nov. 4, 2001	At N.Y. Giants	Did not play (knee)																				
Dec. 9, 2001	N.Y. Giants	22	62	2.8	44	1	1	3	3.0	3	0	65	1	W								
Oct. 6, 2002	N.Y. Giants	13	70	5.4	30t	1	2	15	7.5	12	0	85	1	L								
Dec. 15, 2002	At N.Y. Giants	11	32	2.9	9	0	1	-2	-2.0	-2	0	30	0	L								
Totals	24 games	465	1,960	4.2	68t	19	76	450	5.9	26t	3	2,410	22									

Vs. New York Jets

Date	Opponent	Rushing					Receiving					Combined		W/L
		Att.	Yards	Avg.	Long	TD	Rec.	Yards	Avg.	Long	TD	Yards	TD	
Nov. 4, 1990	At N.Y. Jets	15	55	3.7	22	0	2	3	1.5	6	0	58	0	L
Dec. 18, 1993	At N.Y. Jets	20	91	4.6	12	0	2	11	5.5	6	0	102	0	W
Dec. 19, 1999	N.Y. Jets	19	110	5.8	22	0	3	36	12.0	141	1	146	1	L
Totals	3 games	54	256	4.7	22	0	7	50	7.1	141	1	306	1	

Vs. New England Patriots

Date	Opponent	Rushing					Receiving					Combined		W/L
		Att.	Yards	Avg.	Long	TD	Rec.	Yards	Avg.	Long	TD	Yards	TD	
Dec. 15, 1996	New England	27	85	3.1	10	0	5	55	11.0	21	0	140	0	W
Dec. 5, 1999	At New England	19	75	3.9	16	0	3	10	3.3	6	0	85	0	L
Totals	2 games	46	160	3.5	16	0	8	65	8.1	21	0	225	0	

Vs. New Orleans Saints

Date	Opponent	Rushing					Receiving					Combined		W/L
		Att.	Yards	Avg.	Long	TD	Rec.	Yards	Avg.	Long	TD	Yards	TD	
Dec. 2, 1990	New Orleans	20	85	4.2	17	1	1	3	3.0	3	0	88	1	W
Dec. 8, 1991	New Orleans	27	112	4.1	101	0	2	9	4.5	7	0	121	0	W
Dec. 19, 1994	At New Orleans	19	74	3.9	14	1	5	21	4.2	9	0	95	1	W
Dec. 6, 1998	At New Orleans	15	6	0.4	10	0	0	0	0.0	0	0	6	0	L
Dec. 24, 1999	At New Orleans	23	110	4.8	15	1	3	3	1.0	6	0	113	1	L
Totals	5 games	104	387	3.7	17	3	11	36	3.3	9	0	423	3	

Vs. Los Angeles/Oakland Raiders

Date	Opponent	Rushing					Receiving					Combined		W/L
		Att.	Yards	Avg.	Long	TD	Rec.	Yards	Avg.	Long	TD	Yards	TD	
Oct. 25, 1992	At L.A. Raiders	29	152	5.2	261	3	3	15	5.0	9	0	167	3	W
Nov. 19, 1995	At Oakland	29	110	3.8	131	3	3	22	7.3	15	0	132	3	W
Sept. 27, 1998	Oakland	21	59	2.8	11	1	0	0	0.0	0	0	59	1	L
Oct. 7, 2001	At Oakland	16	25	1.6	12	0	3	21	7.0	13	0	46	0	L
Totals	4 games	95	346	3.6	261	7	9	58	6.4	15	0	404	7	

Vs. Philadelphia Eagles

Date	Opponent	Rushing					Receiving					Combined		W/L
		Att.	Yards	Avg.	Long	TD	Rec.	Yards	Avg.	Long	TD	Yards	TD	
Oct. 28, 1990	Philadelphia	14	52	3.7	15	1	0	0	0.0	0	0	52	1	L
Dec. 23, 1990	At Philadelphia	14	61	4.4	24	0	1	26	26.0	26	0	87	0	L
Sept. 15, 1991	Philadelphia	13	44	3.4	8	0	1	12	12.0	12	0	56	0	L
Dec. 15, 1991	At Philadelphia	25	75	3.0	13	0	0	0	0.0	0	0	75	0	W
Oct. 5, 1992	At Philadelphia	19	67	3.5	14	0	2	5	2.5	7	0	72	0	L
Nov. 1, 1992	Philadelphia	30	163	5.4	51	0	1	9	9.0	9	0	172	0	W
Oct. 31, 1993	At Philadelphia	30	237	7.9	621	1	0	0	0.0	0	0	237	1	W
Dec. 6, 1993	Philadelphia	23	172	7.5	57	0	4	26	8.5	19	0	198	0	W
Oct. 16, 1994	Philadelphia	26	106	4.1	12	1	0	0	0.0	0	0	106	1	W
Dec. 4, 1994	At Philadelphia	25	91	3.6	17	2	4	39	9.8	23	0	130	2	W
Nov. 6, 1995	Philadelphia	27	158	5.9	391	2	3	22	7.3	12	0	180	2	W
Dec. 10, 1995	At Philadelphia	27	108	4.0	13	1	3	8	2.7	7	0	116	1	L
Sept. 30, 1996	At Philadelphia	22	92	4.2	17	1	3	30	10.0	12	0	122	1	W
Nov. 3, 1996	Philadelphia	24	113	4.7	24	2	4	4	1.0	4	0	117	2	L
Sept. 15, 1997	Philadelphia	27	91	3.4	9	0	3	10	3.3	5	0	101	0	W
Oct. 26, 1997	At Philadelphia	25	126	5.0	17	0	5	36	7.2	20	0	162	0	L
Nov. 2, 1998	At Philadelphia	23	101	4.4	17	1	1	11	11.0	11	0	112	1	W
Dec. 20, 1998	Philadelphia	25	110	4.4	20	0	2	9	4.5	5	0	119	0	W
Oct. 10, 1999	At Philadelphia	30	114	3.8	22	0	5	31	6.2	91	1	145	1	L
Dec. 12, 1999	Philadelphia	1	2	2.0	2	0	0	0	0.0	0	0	2	0	W
Sept. 3, 2000	Philadelphia	7	29	4.1	12	0	0	0	0.0	0	0	29	0	L
Nov. 5, 2000	At Philadelphia	26	134	5.2	31	1	1	15	15.0	15	0	149	1	L
Sept. 30, 2001	At Philadelphia	16	58	3.6	39	0	1	4	4.0	4	0	62	0	L
Nov. 18, 2001	Philadelphia	15	80	5.3	27	0	2	10	5.0	7	0	90	0	L
Sept. 22, 2002	At Philadelphia	11	52	4.7	19	0	2	31	15.5	17	0	83	0	L
Dec. 21, 2002	Philadelphia	8	30	3.8	7	0	2	6	3.0	7	0	36	0	L
Totals	26 games	533	2,466	4.6	621	13	50	344	6.9	26	1	2,810	14	

Vs. Pittsburgh Steelers

Date	Opponent	Rushing					Receiving					Combined		W/L
		Att.	Yards	Avg.	Long	TD	Rec.	Yards	Avg.	Long	TD	Yards	TD	
Nov. 28, 1991	Pittsburgh	32	109	3.4	14	1	3	19	6.3	10	0	128	1	W
Sept. 4, 1994	At Pittsburgh	31	171	5.5	46	1	3	3	1.0	3	0	174	1	W
Aug. 31, 1997	At Pittsburgh	26	69	2.7	9	0	3	25	8.3	12	0	94	0	W
Totals	3 games	89	349	3.9	46	2	9	47	5.2	12	0	396	2	

Vs. San Diego Chargers

Date	Opponent	Rushing				Receiving				Combined		W/L
		Att.	Yards	Avg.	Long	TD	Rec.	Yards	Avg.	Long	TD	
Sept. 9, 1990	San Diego	2	2	1.0	1	0	0	0	0.0	0	0	W
Oct. 15, 1995	At San Diego	22	68	3.1	15	2	5	15	3.0	6	0	W
Sept. 23, 2001	San Diego	17	85	5.0	16	0	0	0	0.0	0	0	L
Totals	3 games	41	155	3.8	16	2	5	15	3.0	6	0	

Vs. San Francisco 49ers

Date	Opponent	Rushing				Receiving				Combined		W/L
		Att.	Yards	Avg.	Long	TD	Rec.	Yards	Avg.	Long	TD	
Nov. 11, 1990	San Francisco	6	40	6.7	23	0	1	-4	-4.0	-4	0	L
Oct. 17, 1993	San Francisco	27	92	3.4	9	1	5	30	6.0	12	0	W
Nov. 13, 1994	At San Francisco	26	78	3.0	11	2	6	32	5.3	15	0	L
Nov. 12, 1995	San Francisco	18	100	5.6	33	1	6	50	8.3	20	0	L
Nov. 10, 1996	At San Francisco	26	81	3.1	16	0	1	11	11.0	11	0	W
Nov. 2, 1997	At San Francisco	7	31	4.4	12	0	1	6	6.0	6	0	L
Sept. 24, 2000	San Francisco	11	31	2.8	10	1	0	0	0.0	0	0	L
Dec. 30, 2001	San Francisco	26	126	4.8	22	0	1	4	4.0	4	0	W
Dec. 8, 2002	San Francisco	19	66	3.5	18	2	0	0	0.0	0	0	L
Totals	9 games	166	645	3.9	33	7	21	129	6.1	20	0	

Vs. Seattle Seahawks

Date	Opponent	Rushing				Receiving				Combined		W/L
		Att.	Yards	Avg.	Long	TD	Rec.	Yards	Avg.	Long	TD	
Oct. 11, 1992	Seattle	22	78	3.5	15	2	0	0	0.0	0	0	W
Nov. 22, 1998	Seattle	17	74	4.4	18	0	1	8	8.0	8	1	W
Dec. 16, 2001	At Seattle	12	39	3.3	18	0	0	0	0.0	0	0	L
Oct. 27, 2002	Seattle	24	109	4.5	14	1	1	3	3.0	3	0	L
Totals	4 games	75	300	4.0	18	3	2	11	5.5	8	1	

Vs. Tampa Bay Buccaneers

Date	Opponent	Rushing				Receiving				Combined		W/L
		Att.	Yards	Avg.	Long	TD	Rec.	Yards	Avg.	Long	TD	
Oct. 7, 1990	Tampa Bay	23	121	5.3	16	1	2	-9	-4.5	-3	0	W
Oct. 21, 1990	At Tampa Bay	16	48	3.0	11	0	0	0	0.0	0	0	W
Dec. 3, 2000	At Tampa Bay	20	80	4.0	16	1	1	11	11.0	11	0	L
Sept. 9, 2001	Tampa Bay	13	40	3.1	14	0	0	0	0.0	0	0	L
Totals	4 games	72	289	4.0	16	2	3	2	0.7	11	0	

Vs. Houston Oilers/Tennessee Titans

Date	Opponent	Rushing				Receiving				Combined		W/L
		Att.	Yards	Avg.	Long	TD	Rec.	Yards	Avg.	Long	TD	
Nov. 10, 1991	At Houston	12	49	4.1	14	0	5	29	5.8	11	0	L
Sept. 11, 1994	Houston	27	90	3.3	12	1	3	24	8.0	22	0	W
Nov. 27, 1997	Tennessee	10	22	2.2	4	0	3	20	6.7	9	0	L
Dec. 25, 2000	At Tennessee	12	20	1.7	8	0	0	0	0.0	0	0	L
Sept. 15, 2002	Tennessee	18	59	3.3	22	0	1	4	4.0	4	0	W
Totals	5 games	79	240	3.0	22	1	12	77	6.4	22	0	

Vs. Washington Redskins

		Rushing					Receiving					Combined		
Date	Opponent	Att.	Yards	Avg.	Long	TD	Rec.	Yards	Avg.	Long	TD	Yards	TD	W/L
Sept. 23, 1990	At Washington	17	63	3.7	15	1	2	12	6.0	9	0	75	1	L
Nov. 22, 1990	Washington	23	132	5.7	48	2	2	5	2.5	4	0	137	2	W
Sept. 9, 1991	Washington	11	112	10.2	75	1	8	42	5.3	11	1	154	2	L
Nov. 24, 1991	At Washington	34	132	3.9	32	1	0	0	0.0	0	0	132	1	W
Sept. 7, 1992	Washington	27	140	5.2	20	1	3	13	4.3	11	0	153	1	W
Dec. 13, 1992	At Washington	25	99	4.0	18	0	5	16	3.2	7	0	115	0	L
Sept. 6, 1993	At Washington	Did not play												
Dec. 26, 1993	Washington	21	153	7.3	35	1	3	18	6.0	13	0	171	1	W
Oct. 2, 1994	At Washington	16	48	3.0	8	2	2	5	2.5	6	0	53	2	W
Nov. 20, 1994	Washington	21	85	4.0	28	2	2	8	4.0	6	0	93	2	W
Oct. 1, 1995	At Washington	22	95	4.3	14	0	8	38	4.8	15	0	133	0	L
Dec. 3, 1995	Washington	21	91	4.3	11	1	4	16	4.0	9	0	107	1	L
Nov. 28, 1996	Washington	29	155	5.3	42	3	2	9	4.5	11	0	164	3	W
Dec. 22, 1996	At Washington	Did not play												
Oct. 13, 1997	At Washington	17	61	3.6	16	0	2	23	11.5	24	0	84	0	L
Nov. 16, 1997	Washington	21	99	4.7	31	0	4	31	7.8	11	0	130	0	W
Oct. 4, 1998	At Washington	28	120	4.3	21	1	0	0	0.0	0	0	120	1	W
Dec. 27, 1998	Washington	10	67	6.7	26	2	1	1	1.0	1	0	68	2	W
Sept. 12, 1999	At Washington	23	109	4.7	14	1	4	-3	-0.8	6	0	106	1	W
Oct. 24, 1999	Washington	24	80	3.3	12	1	1	1	1.0	1	0	81	1	W
Sept. 18, 2000	At Washington	24	83	3.5	20	1	1	0	0.0	0	0	83	1	W
Dec. 10, 2000	Washington	23	150	6.5	25	1	0	0	0.0	0	0	150	1	W
Oct. 15, 2001	Washington	25	107	4.3	24	0	5	45	9.0	22	0	152	0	W
Dec. 2, 2001	At Washington	25	102	4.1	15	1	0	0	0.0	0	0	102	1	W
Nov. 28, 2002	Washington	23	144	6.3	21	0	1	-4	-4.0	-4	0	140	0	W
Dec. 29, 2002	At Washington	18	13	0.7	7	0	1	-3	-3.0	-3	0	10	0	L
Totals	24 games	528	2,440	4.6	75	23	61	273	4.5	24	1	2,713	24	

Postseason

Date	Opponent	Rushing					Receiving					Combined		W/L
		Att.	Yards	Avg.	Long	TD	Rec.	Yards	Avg.	Long	TD	Yards	TD	
Jan. 2, 1998	Arizona	16	74	4.6	32	0	1	10	10.0	10	0	84	0	L
Jan. 31, 1993	Buffalo	22	108	4.9	38	1	6	27	4.5	18	0	135	1	W
Jan. 30, 1994	Buffalo	30	132	4.4	151	2	4	26	6.5	10	0	158	2	W
Jan. 5, 1997	At Carolina	22	80	3.6	25	0	3	-2	-0.7	3	0	78	0	L
Dec. 29, 1991	At Chicago	26	105	4.0	18	1	0	0	0.0	0	0	105	1	W
Jan. 5, 1992	At Detroit	15	80	5.3	19	0	1	2	2.0	2	0	82	0	L
Jan. 14, 1996	Green Bay	35	150	4.3	25	3	2	17	8.5	16	0	167	3	W
Jan. 8, 1995	Green Bay	7	44	6.3	12	1	1	3	3.0	3	0	47	1	W
Jan. 16, 1994	Green Bay	13	60	4.6	14	0	2	27	13.5	22	0	87	0	W
Jan. 9, 2000	At Minnesota	15	99	6.6	65	1	1	14	14.0	14	0	113	1	L
Dec. 28, 1996	Minnesota	17	116	6.8	37	2	4	26	6.5	15	0	142	2	W
Jan. 7, 1996	Philadelphia	21	99	4.7	15	1	3	40	13.3	22	0	139	1	W
Jan. 10, 1993	Philadelphia	25	114	4.6	231	1	0	0	0.0	0	0	114	1	W
Jan. 28, 1996	Pittsburgh	18	49	2.7	23	2	1	3	3.0	3	0	52	2	W
Jan. 15, 1995	San Francisco	20	74	3.7	14	2	3	5	1.7	5	0	79	2	L
Jan. 23, 1994	San Francisco	23	88	3.8	9	1	7	85	12.1	28	1	173	2	W
Jan. 17, 1993	At San Francisco	24	114	4.8	28	1	7	59	8.4	161	1	173	2	W
Totals	17 games	349	1,586	4.5	65	19	46	342	7.4	28	2	1,928	21	

Career Totals Vs. NFL

Year	Games	Att.	Yards	Rushing			TD	Yards/Game	No.	Receiving			TD
				Avg.	Long	Yards				Yards	Avg.	Long	
Arizona	25	534	2,286	4.3	60t	25	91.4	54	425	7.9	86	0	
Atlanta	7	143	695	4.9	41	9	99.3	16	70	4.4	13	1	
Baltimore	1	11	48	4.4	15	0	48.0	0	0	0.0	0	0	
Buffalo	1	15	25	1.7	6	1	25.0	1	9	9.0	9	0	
Carolina	4	60	306	5.1	32	2	76.5	4	24	6.0	14	0	
Chicago	4	67	322	4.8	31t	1	80.5	5	14	2.8	8	0	
Cincinnati	4	73	238	3.3	15	1	59.5	5	46	9.2	19	0	
Cleveland	2	58	224	3.9	26	1	112.0	11	58	5.3	13	1	
Denver	4	81	278	3.4	21	3	69.5	13	94	7.2	20	0	
Detroit	5	98	392	4.0	32	5	78.4	13	66	5.1	19	0	
Green Bay	6	139	567	4.1	30	6	94.5	24	153	6.4	68	0	
Houston	1	17	67	3.9	22	0	67.0	2	12	6.0	9	0	
Indianapolis	4	81	320	4.0	20	4	80.0	9	59	6.6	16	0	
Jacksonville	3	68	250	3.7	18	2	83.3	4	30	7.5	12	0	
Kansas City	3	56	193	3.4	15t	2	64.3	11	87	7.9	17	1	
Miami	3	69	228	3.3	28	0	76.0	16	90	5.6	14	1	
Minnesota	5	82	538	6.6	63t	8	107.6	17	85	5.0	17	0	
New England	2	46	160	3.5	16	0	80.0	8	65	8.1	21	0	
New Orleans	5	104	387	3.7	17	3	77.4	11	36	3.3	9	0	
N.Y. Giants	24	465	1,960	4.2	68t	19	81.7	76	450	5.9	26t	3	
N.Y. Jets	3	54	256	4.7	22	0	85.3	7	50	7.1	14t	1	
Oakland	4	95	346	3.6	26t	7	86.5	9	58	6.4	15	0	
Philadelphia	26	533	2,466	4.6	62t	13	94.8	50	344	6.9	26	1	
Pittsburgh	3	89	349	3.9	46	2	116.3	9	47	5.2	12	0	
St. Louis	3	53	192	3.6	30	1	64.0	7	133	19.0	57	0	
San Diego	3	41	155	3.8	16	2	51.7	5	15	3.0	6	0	
San Francisco	9	166	645	3.9	33	7	71.7	21	129	6.1	20	0	
Seattle	4	75	300	4.0	18	3	75.0	2	11	5.5	8	1	
Tampa Bay	4	72	289	4.0	16	2	72.3	3	2	0.7	11	0	
Tennessee	5	79	240	3.0	22	1	48.0	12	77	6.4	22	0	
Washington	24	528	2,440	4.6	75t	23	101.7	61	273	4.5	24	1	

All-Time NFL Rushing Leaders

Rank	Player	League	Years	Attempts	Yards	Average	TD
1.	Emmitt Smith	NFL	13	4,052	17,162	4.2	153
2.	Walter Payton*	NFL	13	3,838	16,726	4.4	110
3.	Barry Sanders	NFL	10	3,062	15,269	5.0	99
4.	Eric Dickerson*	NFL	11	2,996	13,259	4.4	90
5.	Tony Dorsett*	NFL	12	2,936	12,739	4.3	77
6.	Jim Brown*	NFL	9	2,359	12,312	5.2	106
7.	Marcus Allen	NFL	16	3,022	12,243	4.1	123
8.	Franco Harris*	NFL	13	2,949	12,120	4.1	91
9.	Thurman Thomas	NFL	13	2,877	12,074	4.2	65
10.	Jerome Bettis	NFL	10	2,873	11,542	4.0	62
11.	John Riggins*	NFL	14	2,916	11,352	3.9	104
12.	O.J. Simpson*	AFL-NFL	11	2,404	11,236	4.7	61
13.	Ricky Watters	NFL	10	2,622	10,643	4.1	78
14.	Marshall Faulk	NFL	9	2,367	10,395	4.4	87
15.	Curtis Martin	NFL	8	2,604	10,361	4.0	71
16.	O.J. Anderson	NFL	14	2,562	10,273	4.0	81
17.	Joe Perry*	AACF-NFL	16	1,929	9,723	5.0	71
18.	Earl Campbell*	NFL	8	2,187	9,407	4.3	74
19.	Eddie George	NFL	7	2,421	8,978	3.7	59
20.	Terry Allen	NFL	10	2,152	8,614	4.0	73

*Pro Football Hall of Fame

All-Time NFL Combined Yardage Leaders

Rank	Player	Years	Rushing	Receiving	Int.	Punt Ret.	KO Ret.	FR	Total
1.	Jerry Rice	18	645	21,597	0	0	6	0	22,248
2.	Brian Mitchell	13	1,947	2,298	0	4,845	12,897	14	22,001
3.	Walter Payton*	13	16,726	4,538	0	0	539	0	21,803
4.	Emmitt Smith	13	17,162	3,012	0	0	0	0	20,174
5.	Tim Brown	15	190	14,167	0	3,272	1,235	3	18,867
6.	Barry Sanders	10	15,269	2,921	0	0	118	0	18,308
7.	Herschel Walker	12	8,225	4,859	0	0	5,084	0	18,168
8.	Marcus Allen *	16	12,243	5,411	0	0	0	6	17,648
9.	Eric Metcalf	13	2,392	5,572	0	3,453	5,813	0	17,230
10.	Thurman Thomas	13	12,074	4,458	0	0	0	0	16,532
11.	Marshall Faulk	9	10,395	5,984	0	0	18	18	16,415
12.	Tony Dorsett*	12	12,739	3,554	0	0	0	33	16,326
13.	Henry Ellard	16	50	13,777	0	1,527	364	0	15,718
14.	Irving Fryar	17	242	12,785	0	2,055	505	7	15,594
15.	Jim Brown*	9	12,312	2,499	0	0	648	0	15,459
16.	Eric Dickerson*	11	13,259	2,137	0	0	0	15	15,411
17.	Glyn Milburn	9	817	1,322	0	2,984	9,788	0	14,911
18.	James Brooks	12	7,962	3,621	0	565	2,762	0	14,910
19.	Ricky Watters	10	10,643	4,248	0	0	0	0	14,891
20.	Franco Harris*	13	12,120	2,287	0	0	233	-18	14,622

*Pro Football Hall of Fame

Emmitt Smith Career Rushing Top 10s

Yards Rushing

237....at Phila., Oct. 21, 1993 (30 att.)
 182....at Phoenix, Sept. 22, 1991 (23 att.)
 174....at Atlanta, Dec. 21, 1992 (24 att.)
 172....vs. Phila., Dec. 6, 1993 (23 att.)
 171....at Pitt., Sept. 4, 1994 (31 att.)
 168....at N.Y. Giants, Jan. 2, 1994 (32 att.)
 167....at Atlanta, Oct. 29, 1995 (26 att.)
 163....vs. Phila., Nov. 1, 1992 (30 att.)
 163....vs. N.Y. Giants, Nov. 7, 1994 (35 att.)
 163....at N.Y. Giants, Sept. 4, 1995 (21 att.)
 163....vs. N.Y. Giants, Nov. 8, 1998 (29 att.)

Rushing Attempts

35....vs. N.Y. Giants, Nov. 7, 1994
 34....at Washington, Nov. 24, 1991
 32....at Cleveland, Sept. 1, 1991
 32....at Green Bay, Oct. 6, 1991
 32....vs. Pittsburgh, Nov. 28, 1991
 32....vs. Atlanta, Dec. 22, 1991
 32....at N.Y. Giants, Jan. 2, 1994
 32....vs. Green Bay, Nov. 24, 1994
 31....at Pittsburgh, Sept. 4, 1994
 31....vs. Green Bay, Oct. 8, 1995
 31....vs. Miami, Nov. 25, 1999

Touchdowns Rushing

4....at N.Y. Giants, Sept. 4, 1995
 4....vs. Phoenix, Dec. 16, 1990
 3....vs. Washington, Nov. 28, 1996
 3....at L.A. Raiders, Oct. 25, 1992
 3....at Arizona, Nov. 15, 1998
 3....at Oakland, Nov. 19, 1995
 3....at Detroit, Nov. 8, 1992
 3....vs. Phoenix, Nov. 3, 1991
 3....vs. Minnesota, Nov. 26, 1998
 2....28 times, most recently vs. San Francisco, Dec. 8, 2002

Emmitt Smith Career Receiving Top 10s

Yards Receiving

117....at L.A. Rams, Nov. 18, 1990 (4 rec.)
 102....vs. Phoenix, Nov. 14, 1993 (4 rec.)
 95....vs. Green Bay, Nov. 24, 1994 (6 rec.)
 67....at Phoenix, Nov. 22, 1992 (12 rec.)
 61....at N.Y. Giants, Jan. 2, 1994 (10 rec.)
 55....at N.Y. Giants, Sept. 13, 1992 (8 rec.)
 55....vs. N. England, Dec. 15, 1996 (5 rec.)
 53....vs. Arizona, Sept. 24, 1995 (3 rec.)
 50....vs. S.F., Nov. 12, 1995 (6 rec.)
 49....vs. Detroit, Sept. 19, 1994 (7 rec.)

Pass Receptions

12....at Phoenix, Nov. 22, 1992 (67 yards)
 10....at N.Y. Giants, Jan. 2, 1994 (61 yards)
 9....vs. Miami, Nov. 25, 1993 (46 yards)
 8....vs. Wash., Sept. 9, 1991 (42 yards)
 8....at Wash., Oct. 1, 1995 (38 yards)
 8....at N.Y. Giants, Sept. 13, 1992 (55 yards)
 7....vs. Detroit, Sept. 19, 1994 (49 yards)
 7....at Green Bay, Oct. 6, 1991 (21 yards)
 7....at Miami, Oct. 27, 1996 (44 yards)
 6....10 times, most recently at N.Y. Giants, Oct. 5, 1997

Touchdowns Receiving

1....at N.Y. Giants, Jan. 2, 1994
 1....at Miami, Oct. 27, 1996
 1....vs. Washington, Sept. 9, 1991
 1....vs. N.Y. Giants, Nov. 26, 1992
 1....at Kansas City, Dec. 13, 1998
 1....vs. N.Y. Jets, Dec. 19, 1999
 1....at Philadelphia, Oct. 10, 1999
 1....vs. Cleveland, Dec. 10, 1994
 1....vs. N.Y. Giants, Sept. 8, 1999
 1....vs. Seattle, Nov. 22, 1998
 1....vs. Atlanta, Oct. 20, 1996

Emmitt Smith Career Total Offense Top 10s

Total Offense (Rushing/Receiving)

237....at Philadelphia, Oct. 31, 1993 (237 rush)
 229....at N.Y. Giants, Jan. 2, 1994 (168 rush/16 rec.)
 228....vs. Green Bay, Nov. 24, 1994 (133 rush/95 rec.)
 201....at Phoenix, Sept. 22, 1991 (182 rush/19 rec.)
 198....vs. Philadelphia, Dec. 6, 1993 (172 rush/26 rec.)
 197....at Atlanta, Oct. 29, 1995 (167 rush/30 rec.)
 192....vs. Detroit, Sept. 19, 1994 (143 rush/49 rec.)
 182....vs. N.Y. Giants, Nov. 8, 1998 (163 rush/19 rec.)
 182....vs. Phoenix, Nov. 14, 1993 (80 rush/102 rec.)
 180....vs. Philadelphia, Nov. 6, 1995 (158 rush/22 rec.)

Handles from Scrimmage (Rushing Attempts/Pass Receptions)

42....at N.Y. Giants, Jan. 2, 1994 (32 att./10 rec.)
 39....at Green Bay, Oct. 6, 1991 (32 att./7 rec.)
 38....vs. Green Bay, Nov. 24, 1994 (32 att./6 rec.)
 38....vs. N.Y. Giants, Nov. 7, 1994 (35 att./3 rec.)
 38....at Cleveland, Sept. 1, 1991 (32 att./6 rec.)

36....vs. Detroit, Sept. 19, 1994 (29 att./7 rec.)
 35....at Philadelphia, Oct. 10, 1999 (30 att./5 rec.)
 35....at Phoenix, Nov. 22, 1992 (23 att./12 rec.)
 35....vs. Pittsburgh, Nov. 28, 1991 (32 att./3 rec.)
 34....Four times, most recently vs. N.Y. Giants, Nov. 8, 1998

Combined Touchdowns (Rushing/Receiving)

4....at N.Y. Giants, Sept. 4, 1994 (4 rush)
 4....vs. Phoenix, Dec. 16, 1990 (4 rush)
 3....vs. Washington, Nov. 28, 1996 (3 rush)
 3....at L.A. Raiders, Oct. 25, 1992 (3 rush)
 3....at Arizona, Nov. 15, 1998 (3 rush)
 3....at Oakland, Nov. 19, 1995 (3 rush)
 3....at Detroit, Nov. 8, 1992 (3 rush)
 3....vs. Phoenix, Nov. 3, 1991 (3 rush)
 3....vs. Minnesota, Nov. 26, 1998 (3 rush)
 3....vs. Atlanta, Oct. 20, 1996 (2 rush/1 rec.)

(Emmitt Smith continued on page 170)

Career 100-Yard Rushing Games By Opponent

Philadelphia	12	Green Bay	3	Pittsburgh	2	Miami	1
Washington	12	Carolina	2	San Francisco	2	N.Y. Jets	1
Arizona	11	Cincinnati	2	Chicago	1	Seattle	1
N.Y. Giants	8	Indianapolis	2	Denver	1	Tampa Bay	1
Atlanta	4	New Orleans	2	Detroit	1		
Minnesota	4	Oakland	2	Jacksonville	1		

Career 100-Yard Rushing Games**Dallas Cowboys (83)**

Yds	Opponent	Year	Yds	Opponent	Year	Yds	Opponent	Year
237	Philadelphia	1993	140	Minnesota	1999	116	Minnesota**	1996
182	Phoenix	1991	134	Philadelphia	2000	114	Philadelphia**	1993
174	Atlanta	1992	133	Green Bay	1994	114	San Francisco**	1993
172	Philadelphia	1993	132	Washington	1990	114	Denver	1995
171	Pittsburgh	1994	132	Washington	1991	114	Philadelphia	1999
168	N.Y. Giants	1994	132	Buffalo**	1994	113	Philadelphia	1996
167	Atlanta	1995	132	Arizona	1997	112	Cleveland	1991
163	Philadelphia	1992	131	Carolina	2000	112	Washington	1991
163	N.Y. Giants	1994	131	Chicago	1992	112	New Orleans	1991
163	N.Y. Giants	1995	128	Arizona	2001	112	Phoenix	1992
163	N.Y. Giants	1998	127	Arizona	1999	112	Cleveland	1994
160	Atlanta	1991	126	Philadelphia	1997	112	Arizona	1996
158	Philadelphia	1995	126	San Francisco	2001	112	Carolina	1998
155	Washington	1996	124	Arizona	1998	112	Arizona	2000
153	Washington	1993	122	Green Bay	1991	110	Oakland	1995
152	L.A. Raiders	1992	122	N.Y. Giants	1999	110	Philadelphia	1998
150	Minnesota	1995	121	Tampa Bay*	1990	110	N.Y. Jets	1999
150	Green Bay**	1996	120	N.Y. Giants	1992	110	New Orleans	1999
150	Washington	2000	120	Washington	1998	109	Pittsburgh	1991
144	Washington	2002	118	Arizona	1998	109	Washington	1999
143	Detroit	1994	117	N.Y. Giants	1993	109	Atlanta	1999
140	Washington	1992	116	Arizona	1995	109	Seattle	2002

University of Florida (25)

Yds	Opponent	Year	Yds	Opponent	Year	Yds	Opponent	Year
316	New Mexico	1989	153	Florida State	1989	112	Kentucky	1987
224	Alabama	1987	148	Montana State	1988	109	Tulsa*	1987
202	Vanderbilt	1989	132	LSU	1988	109	Mississippi	1988
184	LSU	1987	130	California State-Fullerton	1987	109	Indiana State	1988
182	Memphis State	1989	128	UCLA**	1987	106	Georgia	1989
175	Temple	1987	126	Kentucky	1989	100	Florida State	1987
173	Mississippi State	1987	117	Mississippi	1989	100	Louisiana Tech	1989
164	Mississippi State	1989	117	LSU	1989			
159	Illinois**	1988	113	Kentucky	1988			

Pensacola (Fla.) Escambia High School (45)

Yds	Opponent	Year	Yds	Opponent	Year	Yds	Opponent	Year
301	Milton	1985	210	Niceville	1983	159	Panama City Rutherford	1984
277	Tallahassee Leon	1985	205	Gulf Breeze	1983	154	Fort Walton Beach	1985
264	Auburndale	1985	200	St. Petersburg Sr	1984	153	Panama City Rutherford	1983
258	Pensacola Pine Forest	1985	197	Gonzalez Tate	1984	148	Milton	1983
258	Gonzalez Tate	1986	190	Pensacola Pine Forest	1984	143	Gulf Breeze	1984
253	Niceville	1986	189	Pensacola Pine Forest	1983	139	Gonzalez Tate	1985
251	Pensacola	1985	188	Milton	1986	132	Clarksville (Tenn.)	1986
236	Pensacola Woodham	1985	183	Tallahassee Rickards	1983	130	Fort Walton Beach	1986
236	Crestview	1984	175	Panama City Bay	1984	129	Magee (Miss.)	1985
234	W. Palm Beach		174	Panama City Rutherford	1985	127	Niceville	1985
	Cardinal Newman	1986	173	Pensacola Woodham	1984	127	Pensacola	1986
227	Bartow	1984	171	Pascagoula (Miss.)	1986	115	Pensacola Catholic	1983
226	Ocala Forest	1985	170	Pensacola Woodham	1986	110	Jacksonville Lee	1984
223	Pensacola Washington	1985	169	Pensacola Washington	1986	105	Pensacola Pine Forest	1986
218	Milton	1984	164	Crestview	1983			
215	Niceville	1984	159	Bradenton Southeast	1985			

*First College 100-yard game
**Bowl Games

Career Rushing Touchdowns (153)

Yardage	TDs
70-79 Yards	.1
60-69 Yards	.5
50-59 Yards	.0
40-49 Yards	.1
30-39 Yards	.5
20-29 Yards	.8
10-19 Yards	.10
5-9 Yards	.23
4 Yards	.18
3 Yards	.17
2 Yards	.18
1 Yard	.47

Vs. NFC/AFC	TDs
NFC Opponents	.125
AFC Opponents	.28
Home/Away	TDs
Home	.89
Away	.64
By Quarters	TDs
1st Quarter	.35
2nd Quarter	.42
3rd Quarter	.36
4th Quarter	.39
Overtime	.1

By Halves	TDs
1st Half	.77
2nd Half	.75
Overtime	.1
By Months	TDs
September	.31
October	.41
November	.48
December	.32
January	.1

Career Single-Game Touchdowns

Rushing Touchdowns (153 Touchdowns)

Games With Four Touchdowns	.2
Games With Three Touchdowns	.7
Games With Two Touchdowns	.26
Games With One Touchdown	.72
Games With No Touchdowns	.94

Total Touchdowns (164 Touchdowns)

Games With Four Touchdowns	.2
Games With Three Touchdowns	.8
Games With Two Touchdowns	.28
Games With One Touchdown	.76
Games With No Touchdowns	.87

Regular-Season Single-Game Rushing Touchdowns (153)

Date	Opponent	Yards
Sept. 9, 1991	Washington	.75
Nov. 26, 1992	N.Y. Giants	.68
Nov. 8, 1999	at Minnesota	.63
Oct. 31, 1993	at Philadelphia	.62
Sept. 4, 1995	at N.Y. Giants	.60
Sept. 22, 1991	at Phoenix	
Nov. 22, 1990	Washington	.48
Nov. 6, 1995	Philadelphia	.39
Nov. 24, 1991	at Washington	.32
Sept. 17, 1995	at Minnesota	.31
Dec. 27, 1992	Chicago	
Oct. 6, 2002	N.Y. Giants	.30
Dec. 21, 1992	at Atlanta	.29
Dec. 21, 1992	at Atlanta	
Dec. 27, 1998	Washington	.26
Oct. 25, 1992	at L.A. Raiders	
Nov. 8, 1999	at Minnesota	.24
Oct. 3, 1993	Green Bay	.22
Nov. 23, 1997	at Green Bay	.21
Oct. 10, 1993	at Indianapolis	.20
Nov. 24, 1994	Green Bay	.18
Oct. 8, 1995	Green Bay	.16
Nov. 2, 1998	at Philadelphia	.15
Nov. 23, 1995	Kansas City	
Oct. 7, 1990	Tampa Bay	.14
Oct. 13, 1996	Arizona	.13
Nov. 19, 1995	at Oakland	
Sept. 22, 1991	at Phoenix	.12
Dec. 16, 1991	Phoenix	.11
Dec. 10, 1995	at Philadelphia	.10
Oct. 1, 2000	at Carolina	.8
Nov. 19, 1995	at Oakland	
Nov. 20, 1994	Washington	
Nov. 5, 2000	at Philadelphia	.7
Sept. 20, 1999	Atlanta	
Nov. 3, 1996	Philadelphia	
Dec. 3, 1995	Washington	
Nov. 8, 1992	at Detroit	
Sept. 24, 1995	Arizona	.6
Sept. 19, 1994	Detroit	
Oct. 2, 1994	at Washington	
Oct. 23, 1994	at Arizona	
Oct. 25, 1992	at L.A. Raiders	
Nov. 28, 1991	Pittsburgh	
Dec. 22, 1991	Atlanta	
Dec. 16, 1991	Phoenix	

Date	Opponent	Yards
Dec. 8, 2002	San Francisco	.5
Dec. 2, 2001	at Washington	
Nov. 9, 1997	Arizona	
Sept. 30, 1996	at Philadelphia	
Dec. 17, 1995	N.Y. Giants	
Nov. 24, 1994	Green Bay	
Sept. 7, 1992	Washington	
Sept. 13, 1992	at N.Y. Giants	
Dec. 3, 2000	at Tampa Bay	.4
Oct. 31, 1999	at Indianapolis	
Sept. 13, 1998	at Denver	
Nov. 26, 1998	Minnesota	
Dec. 21, 1997	N.Y. Giants	
Nov. 28, 1996	Washington	
Nov. 28, 1996	Washington	
Oct. 15, 1995	at San Diego	
Nov. 19, 1995	at Oakland	
Oct. 2, 1994	at Washington	
Nov. 13, 1994	at San Francisco	
Dec. 4, 1994	at Philadelphia	
Dec. 10, 1994	Cleveland	
Nov. 14, 1993	Phoenix	
Dec. 12, 1993	at Minnesota	
Oct. 25, 1992	at L.A. Raiders	
Dec. 22, 1991	Atlanta	
Sept. 30, 1990	at N.Y. Giants	
Sept. 18, 2000	at Washington	.3
Oct. 15, 2000	at N.Y. Giants	
Oct. 4, 1998	at Washington	
Nov. 15, 1998	at Arizona	
Oct. 20, 1996	Atlanta	
Nov. 28, 1996	Washington	
Nov. 6, 1995	Philadelphia	
Dec. 25, 1995	at Arizona	
Oct. 9, 1994	Arizona	
Nov. 20, 1994	Washington	
Dec. 4, 1994	at Philadelphia	
Nov. 15, 1992	L.A. Rams	
Dec. 6, 1992	at Denver	
Sept. 29, 1991	N.Y. Giants	
Nov. 3, 1991	Phoenix	
Nov. 3, 1991	Phoenix	
Oct. 28, 1990	Philadelphia	

Regular-Season Single-Game Rushing Touchdowns (cont.)

Date	Opponent	Yards	Date	Opponent	Yards
Jan. 6, 2002	at Detroit	2	Nov. 26, 1998	Minnesota	1
Dec. 10, 2000	Washington		Dec. 27, 1998	Washington	
Sept. 20, 1999	Atlanta		Oct. 19, 1997	Jacksonville	
Oct. 18, 1999	at N.Y. Giants		Oct. 13, 1996	Arizona	
Oct. 31, 1999	at Indianapolis		Oct. 20, 1996	Atlanta	
Oct. 11, 1998	Carolina		Nov. 3, 1996	Philadelphia	
Nov. 26, 1998	Minnesota		Sept. 4, 1995	at N.Y. Giants	
Sept. 15, 1996	Indianapolis		Sept. 4, 1995	at N.Y. Giants	
Sept. 22, 1996	at Buffalo		Sept. 4, 1995	at N.Y. Giants	
Sept. 17, 1995	at Minnesota		Sept. 10, 1995	Denver	
Sept. 4, 1994	at Pittsburgh		Sept. 24, 1995	Arizona	
Oct. 16, 1994	Philadelphia		Oct. 8, 1995	Green Bay	
Nov. 13, 1994	at San Francisco		Oct. 15, 1995	at San Diego	
Nov. 7, 1993	N.Y. Giants		Oct. 29, 1995	at Atlanta	
Oct. 11, 1992	Seattle		Nov. 12, 1995	San Francisco	
Oct. 18, 1992	Kansas City		Sept. 11, 1994	Houston	
Oct. 13, 1991	Cincinnati		Oct. 9, 1994	Arizona	
Sept. 23, 1990	at Washington		Nov. 7, 1994	N.Y. Giants	
Oct. 27, 2002	Seattle	1	Nov. 7, 1994	N.Y. Giants	
Nov. 24, 2002	Jacksonville		Dec. 19, 1994	at New Orleans	
Dec. 6, 2002	San Francisco		Oct. 17, 1993	San Francisco	
Dec. 9, 2001	N.Y. Giants		Nov. 7, 1993	N.Y. Giants	
Sept. 24, 2000	San Francisco		Dec. 26, 1993	Washington	
Oct. 22, 2000	Arizona		Sept. 20, 1992	Phoenix	
Dec. 17, 2000	N.Y. Giants		Oct. 11, 1992	Seattle	
Sept. 12, 1999	at Washington		Nov. 8, 1992	at Detroit	
Oct. 3, 1999	Arizona		Nov. 3, 1991	Phoenix	
Oct. 24, 1999	Washington		Dec. 16, 1991	Phoenix	
Dec. 24, 1999	at New Orleans		Dec. 16, 1991	Phoenix	
Sept. 27, 1998	Oakland		Nov. 22, 1990	Washington	
Nov. 15, 1998	at Arizona		Dec. 2, 1990	New Orleans	
Nov. 15, 1998	at Arizona				

Playing Venues (Touchdowns Including Postseason)

Site	TD	Site	TD	Site	TD
Texas Stadium	107	San Diego Jack Murphy Stadium	2	Adelphia Coliseum	0
Giants Stadium	9	Anaheim Stadium	1	Atlanta Fulton-County Stadium	
Sun Devil Stadium	8	Arrowhead Stadium		Cinergy Field	
Veterans Stadium		Ericsson Stadium		Cleveland Stadium	
Candlestick Park	6	Hoosier Dome		Edward Jones Dome	
Hubert H. Humphrey Metrodome		Jack Kent Cooke Stadium		Ford Field	
Georgia Dome	5	Joe Robbie Stadium		Foxboro Stadium	
Los Angeles Memorial Coliseum	3	Lambeau Field		Houston Astrodome	
Oakland-Alameda County Coliseum		Raymond James Stadium		Husky Stadium	
Pontiac Silverdome	4	Redskins Stadium		Network Associates Coliseum	
RFK Stadium		Rich Stadium		PSINet Stadium	
FedEx Field	2	Rose Bowl		Reliant Stadium	
Louisiana Superdome		Soldier Field		Riverfront Stadium	
Mile High Stadium		Three Rivers Stadium		Tampa Stadium	
RCA Dome				3Com Park	

Emmitt Smith On "Monday Night Football"

Date	Opponent	Rushing					Receiving					Result
		Att.	Yards	Avg.	Long	TD	Rec.	Yards	Avg.	Long	TD	
Oct. 15, 2001	Washington	25	107	4.3	24	0	5	45	9.0	22	0	W, 9-7
Sept. 18, 2000	At Washington	24	83	3.5	20	1	1	0	0.0	0	0	W, 27-21
Dec. 25, 2000	At Tennessee	12	20	1.7	8	0	0	0	0.0	0	0	L, 0-31
Sept. 20, 1999	Atlanta	29	109	3.8	37	2	1	1	1.0	1	0	W, 24-7
Oct. 18, 1999	At N.Y. Giants	22	26	1.2	5	1	0	0	0.0	0	0	L, 10-13
Nov. 8, 1999	At Minnesota	13	140	10.8	63†	2	1	9	9.0	9	0	L, 17-27
Sept. 21, 1998	At N.Y. Giants	7	21	3.0	5	0	3	18	6.0	8	0	W, 31-7
Nov. 2, 1998	At Philadelphia	23	101	4.4	17	1	1	11	11.0	11	0	W, 34-0
Sept. 15, 1997	Philadelphia	27	91	3.4	9	0	3	10	3.3	5	0	W, 21-20
Oct. 13, 1997	At Washington	17	61	3.6	16	0	2	23	11.5	24	0	L, 16-21
Dec. 8, 1997	Carolina	2	3	1.5	3	0	0	0	0.0	0	0	L, 13-23
Sept. 2, 1996	At Chicago	18	70	3.9	12	0	2	5	2.5	8	0	L, 6-22
Sept. 30, 1996	At Philadelphia	22	92	4.2	17	1	3	30	10.0	12	0	W, 23-19
Nov. 18, 1996	Green Bay	20	76	3.8	25	0	6	16	2.7	8	0	W, 21-6
Sept. 4, 1995	At N.Y. Giants	21	163	7.8	60†	4	1	0	0.0	0	0	W, 35-0
Nov. 6, 1995	Philadelphia	27	158	5.9	39†	2	3	22	7.3	12	0	W, 34-12
Dec. 25, 1995	At Arizona	24	68	2.8	13	1	3	38	12.7	15	0	W, 37-13
Sept. 19, 1994	Detroit	29	143	4.9	32	1	7	49	7.0	19	0	L, 17-20 (OT)
Nov. 7, 1994	N.Y. Giants	35	163	4.7	28	2	3	13	4.3	7	0	W, 38-10
Dec. 19, 1994	At New Orleans	19	74	3.9	14	1	5	21	4.2	9	0	W, 24-16
Sept. 6, 1993	At Washington	Did not play										
Dec. 6, 1993	Philadelphia	23	172	7.5	57	0	4	26	8.5	19	0	W, 23-17
Sept. 7, 1992	Washington	27	140	5.2	20	1	3	13	4.3	11	0	W, 23-10
Oct. 5, 1992	At Philadelphia	19	67	3.5	14	0	2	5	2.5	7	0	L, 7-31
Dec. 21, 1992	At Atlanta	24	174	7.3	29	2	2	5	2.5	4	0	W, 41-17
Sept. 9, 1991	Washington	11	112	10.2	75†	1	8	42	5.3	11†	1	L, 31-33
Totals	25 Games	520	2,434	4.7	75†	23	69	402	11.7	24	1	

"Monday Night Football" Notes

†Smith has rushed for 100 or more yards in 12 of his 25 "Monday Night Football" games.

†Smith averages 97.4 yards and 0.88 touchdowns per "MNF" appearance.

†Smith is the NFL's all-time leading Monday night rusher with 2,434 yards. Tony Dorsett (1,897) and Thurman Thomas (1,767) rank second and third, respectively.

Emmitt Smith On Thanksgiving Day

Date	Opponent	Rushing					Receiving					Result
		Att.	Yards	Avg.	Long	TD	Rec.	Yards	Avg.	Long	TD	
Nov. 28, 2002	Washington	23	144	6.3	21	0	1	-4	-4.0	-4	0	W, 27-20
Nov. 22, 2001	Denver	9	9	1.0	7	0	2	7	3.5	4	0	L, 24-26
Nov. 23, 2000	Minnesota	12	100	7.0	52	0	1	8	8.0	8	0	L, 15-27
Nov. 25, 1999	Miami	31	103	3.3	28	0	0	0	0.0	0	0	W, 20-0
Nov. 26, 1998	Minnesota	18	44	2.4	11	3	4	30	7.5	17	0	L, 36-46
Nov. 27, 1997	Tennessee	10	22	2.2	4	0	3	20	6.7	9	0	L, 14-27
Nov. 28, 1996	Washington	29	155	5.3	42	3	2	9	4.5	11	0	W, 21-10
Nov. 23, 1995	Kansas City	18	56	3.1	15†	1	3	11	3.7	9	0	W, 24-14
Nov. 24, 1994	Green Bay	32	133	4.2	30	2	6	95	15.8	68	0	W, 42-31
Nov. 25, 1993	Miami	16	51	3.2	10	0	9	46	5.1	13	0	L, 14-16
Nov. 26, 1992	N.Y. Giants	17	120	7.1	68†	1	6	41	6.8	26†	1	W, 30-3
Nov. 28, 1991	Pittsburgh	32	109	3.4	14	1	3	19	6.3	10	0	W, 20-10
Nov. 22, 1990	Washington	23	132	5.7	48†	2	2	5	2.5	4	0	W, 27-17
Totals	13 Games	270	1,178	4.4	68†	13	42	287	6.8	68	1	

Emmitt Smith On Thursday-Sunday Night

Date	Opponent	Rushing					Receiving					Result
		Att.	Yards	Avg.	Long	TD	Rec.	Yards	Avg.	Long	TD	
Sept. 8, 2002	At Houston	17	67	3.9	22	0	2	12	6.0	9	0	L, 10-19
Dec. 21, 2002	Philadelphia	8	30	3.8	7	0	2	6	3.0	7	0	L, 3-27
Sept. 30, 2001	At Philadelphia	16	58	3.6	39	0	1	4	4.0	4	0	L, 18-40
Sept. 10, 2000	At Arizona	16	59	3.7	12	0	1	-1	-1.0	-1	0	L, 31-32
Dec. 17, 2000	N.Y. Giants	24	46	1.9	15	1	0	0	0.0	0	0	L, 13-17
Dec. 5, 1999	At New England	19	75	3.9	16	0	3	10	3.3	6	0	L, 6-13
Dec. 27, 1998	Washington	10	67	6.7	26	2	1	1	1.0	1	0	W, 23-7
Sept. 7, 1997	At Arizona	19	132	6.9	44	0	3	11	3.7	7	0	L, 22-25 (OT)
Sept. 17, 1995	At Minnesota	20	150	7.5	45	2	6	12	2.0	8	0	W, 23-17 (OT)
Sept. 19, 1993	At Phoenix	8	45	5.6	16	0	1	3	3.0	3	0	W, 17-10
Sept. 22, 1991	At Phoenix	23	182	7.9	60†	2	3	19	6.3	9	0	W, 17-9
Nov. 11, 1990	San Francisco	6	40	6.7	23	0	1	-4	-4.0	-4	0	L, 6-24
Totals	12 Games	186	951	5.1	60†	7	24	73	3.0	9	0	

Jake Soliday

Wide Receiver

6-1 198 Second Year

Free Agent, 2002

College: Northern Iowa

DOB: November 16, 1978

Hometown: Mansfield, Ohio

18

Pro Career: Free agent earned spot on the practice squad following training camp ... elevated to 53-man roster Oct. 29 ... played in four games, inactive for three others ... caught four passes for 39 yards in limited action ... *first NFL reception, a 14-yard sideline pattern in the fourth quarter in first NFL appearance vs. Seattle (Nov. 10)* ... caught two passes for 20 yards, including a 16-yarder to convert and third-and-eight down at mid-field in fourth quarter, at Philadelphia (Nov. 17) ... added five-yard catch at St. Louis (Dec. 15).

College/Personal: Caught 147 passes for 1,980 yards (13.5-yard average) and 18 touchdowns during college career at Northern Iowa ... two-time all-Gateway Conference first-team selection ... started every game his final two seasons ... as a senior, caught team-high 55 passes for 893 yards (16.2-yard average) and eight touchdowns

... added 355 yards and a pair of scores on 27 punt returns (13.1-yard average) ... snared 62 passes for 955 yards (15.4-yard average) and nine touchdowns as a junior ... earned 4 letters in baseball, 3 in football, and 2 in basketball at Mansfield (O.) High School ... Mansfield H.S. also produced NFL (Jacksonville) star defensive end Hugh Douglas ... played in the North Central Ohio all-star football game ... first team all-conference in football, honorable mention in basketball and baseball ... school's most valuable athlete ... in 2002 completed requirements for a bachelor's degree in health promotion from UNI with a 12-credit internship at Athletes' Performance, an elite-level training facility in Tempe, Arizona ... born November 16, 1978 ... resides in Mansfield. *

Jake Soliday Career Stats

Receiving

Year	No.	Yards	Average	Long	TD
2002	4	39	9.8	16	0
Totals	4	39	9.8	16	0

Single-Game Bests

Yards Receiving: 20 at Philadelphia, Nov. 10, 2002. **Receptions:** 2 at Philadelphia, Nov. 10, 2002. **Longest Reception:** 16 yards at Philadelphia, Nov. 10, 2002.

Games

Games (Starts)—2002: 4 (0). **Totals:** 4 (0).

2002

Date	Opponent	Receptions	Yards	Average	Long	TD
Sept. 8, 2002	At Washington	Practice Squad				
Sept. 15, 2002	At Seattle	Practice Squad				
Sept. 22, 2002	San Diego	Practice Squad				
Sept. 29, 2002	N.Y. Giants	Practice Squad				
Oct. 6, 2002	At Carolina	Practice Squad				
Oct. 20, 2002	Dallas	Practice Squad				
Oct. 27, 2002	At San Francisco	Practice Squad				
Nov. 3, 2002	St. Louis	Practice Squad				
Nov. 10, 2002	Seattle	1	14	14.0	14	0
Nov. 10, 2002	At Philadelphia	2	20	10.0	16	0
Nov. 10, 2002	Oakland	Inactive				
Dec. 1, 2002	At Kansas City	Inactive				
Dec. 8, 2002	Detroit	Did Not Play				
Dec. 15, 2002	At St. Louis	1	5	5.0	5	0
Dec. 21, 2002	San Francisco	Did Not Play				
Dec. 29, 2002	At Denver	0	0	0.0	0	0
Totals		4	39	9.8	16	0



Cameron Spikes

Guard

6-4 325 Fifth Year

Unrestricted Free Agent (Texans), 2003

College: Texas A&M

DOB: November 6, 1976

Hometown: Madisonville, Texas

76

❖**Pro Career:** Signed two-year contract with Arizona March 28, 2003 ... four-year veteran with St. Louis Rams (1999–2001) and Houston Texans (2002) ... played in 19 games with Rams, 12 with Houston ... originally selected by Rams in fifth round (145th overall) of the 1999 NFL Draft.

❖**2002 (Texans):** Claimed via waivers from St. Louis during preseason ... appeared in 12 games for Texans ... started at left guard for final five weeks of season.

❖**2001 (St. Louis):** Played in five regular-season games as reserve lineman and on special teams ... only action from scrimmage at N.Y. Jets (Oct. 21) ... inactive for first two playoff games ... special teams appearance in Super Bowl XXXVI vs. New England (Feb. 3).

❖**2000 (St. Louis):** Played in nine games ...

came off bench for injured right tackle Ryan Tucker in second half vs. Atlanta (Oct. 15) ... answered the call again at Kansas City (Oct. 22) in place of Tucker (right tackle), then Tom Nuten (left guard) ... action at right tackle in first quarter vs. Carolina (Nov. 5) after Tucker shifted to left tackle in place of injured starter Orlando Pace ... no action in final seven games of season.

❖**1999 (St. Louis):** Appeared in five regular-season games, primarily on special teams.

❖**College/Personal:** Three-year starter at Texas A&M earned honorable mention all-America notice as senior ... started at both left guard and right tackle for Aggies ... all-Texas defensive lineman at Bryan High School ... agricultural economics major at Texas A&M ... born Nov. 6, 1976 in Madisonville, Tex. ❖

Cameron Spikes Career Stats

Games

Games (Starts)—*1999: 5 (0), *2000: 9 (0), *2001: 15 (0), **2002: 12 (5). Totals: 41 (5).

*St. Louis **Houston



Jason Starkey

Center

6-4 290 Fourth Year

Free Agent, 2000

College: Marshall

DOB: July 15, 1977

Hometown: Barboursville, West Virginia

50

❖**Pro Career:** Signed as free agent with Arizona in spring of 2000 ... played in 14 games (one start) in 2001 after bouncing between the practice squad and active roster as a rookie ... answered

the bell for eight games last year at center.

❖**2002:** Played in all 16 games—first eight in reserve role, final eight as starting center ... relieved

(Jason Starkey continued on page 176)

(Jason Starkey continued from page 175)

starting center Mike Gruttadauria (left knee) in second half Nov. 3 vs. Rams and finished game ... began string of eight consecutive starting roles vs. Seattle (Nov. 10) ... first career pass reception when he gathered a pass batted at the line of scrimmage in the second quarter at St. Louis (Dec. 15).

↖**2001:** Played in 13 games with one start at center and frequently lined up as extra tight end in short-yardage and goal-line situations ... came off bench to play majority of second half at Oakland (Dec. 2) after starting guard Leonard Davis (back) was injured in the second quarter, then guard Pete Kendall (foot) left early in third quarter ... Gruttadauria moved to right guard, Chris Dishman from right guard to left guard in 34–31 overtime win ... relieved Gruttadauria (ankle) in fourth quarter of 30–7 win at Carolina (Dec. 30) ... **first NFL start in season finale at Washington (Jan. 6).**

↖**2000:** Did not play during regular season but on active roster for five games ... opened season on

practice squad ... elevated to 53-man roster Sept. 8 ... did not play vs. Dallas (Sept. 10) ... waived and re-signed to practice squad Sept. 13 ... after Gruttadauria was placed on injured reserve Nov. 24, elevated again to active roster ... active but did not play in final five games.

↖**College/Personal:** Two-year starting center at Marshall snapped for record-setting quarterback Chad Pennington, the first signal-caller selected in the 2000 NFL Draft (N.Y. Jets, 18th pick overall) ... earned all-M.A.C. honors as junior and senior ... also started at right tackle as sophomore ... two-time all-West Virginia lineman at Barboursville High School ... graduated from Cabell-Midland High School ... **1993 West Virginia powerlifting champion in 1993 and finished third nationally** ... majored in psychology at Marshall ... father James played football at Marshall, too ... married the former Lark Cadena during the past off-season ... born June 15, 1977 in Barboursville. ↗

Jason Starkey Career Stats

Games

Games (Starts)—2000: 0 (0), 2001: 14 (1), 2002: 16 (8). Totals: 30 (9).

Additional Statistics

One pass reception for seven yards, 2002.



Duane Starks

Cornerback

5–10 ↖ 174 ↖ Sixth Year

Unrestricted Free Agent (Ravens), 2002

College: Miami, Fla.

DOB: May 23, 1974

Hometown: Miami, Florida

28

↖**Pro Career:** One of the league's top cover cornerbacks signed five-year contract with Arizona as unrestricted free agent March 18, 2002, the same day the club announced three-year deal with coveted free-agent tight end Freddie Jones (San Diego Chargers) ... **in four standout seasons for Baltimore Ravens (62 games, 43 starts), logged 175 solo tackles, 34 assists, 20 interceptions, and 87 pass deflections, the latter an average of nearly 22 per season ... 20 interceptions equalled safety Rod Woodson for the Ravens' career lead ... pilfered three passes in Ravens' march through the 2000 playoffs, including a 49-yard interception return for a touchdown in 34–7 win over the N.Y. Giants in Super Bowl XXXV** ... hampered by numerous injuries last year in first

campaign with Cardinals ... started 10 games ... originally selected by Baltimore in first round (10th overall) of 1998 NFL Draft after impressive college career at Miami, Fla. ... second defensive back selected in the draft after Michigan's Charles Woodson (Oakland) and one of seven defensive backs selected in the first round.

↖**2002 (Cardinals):** Disjointed first season in Cardinal uniform produced 10 starts sandwiched around six games as game-day inactive due to groin, knee, and leg injuries ... concluded season with 60 tackles (45 solos), 2 tackles for loss, 2 interceptions, and 6 pass deflections ... first game in Cardinal uniform at Washington (Sept. 8) resulted in two solo tackles and one assist ... second consecutive game with impressive coverage

on receivers in 24-13 win at Seattle (Sept. 15) ... finished with 3 solo tackles, 2 assists, and 3 deflected passes ... tackled Charger running back LaDarian Tomlinson after one-yard gain on first play of game vs. San Diego (Sept. 22), then left contest in first quarter with groin pull after just six plays and did not return ... inactive for next four games ... returned to action vs. St. Louis (Nov. 4) for first time in five weeks and made immediate impact with *second-quarter interception, his first as a Cardinal*, a turnover the Cards converted into a touchdown to cut the Rams lead to 10-7 ... later in game made knifing tackle of Ram receiver Isaac Bruce on third-and-two down at Card 22-yard line for one-yard loss to force a field goal and keep Cards within striking distance at 20-14 ... outstanding overall game included 12 solo tackles, 1 tackle for loss, and 2 pass deflections ... seven tackles vs. Seattle (Nov. 10) and at Philadelphia (Nov. 17) ... eight stops with a pass deflection vs. Oakland (Nov. 24) ... inactive for two games with knee, leg, and ankle ailments ... returned to lineup at St. Louis (Dec. 15) after two-week absence and recorded eight tackles and a second-quarter interception of Ram passer Marc Bulger to set up Cards' first points of the game ... four tackles vs. San Francisco (Dec. 21) ... completed season with five stops in season finale at Denver (Dec. 29).

►**2001 (Ravens):** Started final 15 games of the season, collecting 59 tackles (52 solos), 4 interceptions, 3 forced fumbles, and team-best 17 pass deflections ... opened season inactive vs. Chicago (Sept. 9) with knee injury ... four tackles vs. Cincinnati (Sept. 23) in first starting role of season ... four tackles and pass interception that led to game-tying touchdown in third quarter of 20-13 win at Denver (Sept. 30) ... interception for second consecutive game in 26-7 win vs. Tennessee (Oct. 7) plus five pass deflections ... five solo stops and forced fumble for turnover in 18-17 win over Jacksonville (Oct. 28) ... 10 solo tackles, 12 stops combined, and 3 pass deflections in 13-10 victory at Pittsburgh (Nov. 4) ... 5 solo tackles, 2 pass deflections, and 1 interception in 16-10 win at Tennessee (Nov. 12), the latter theft after Titan holder Craig Henrich attempted a pass on a botched field-goal attempt ... left contest vs. Cleveland (Nov. 18) after just four plays with groin injury ... 4 tackles, 1 deflected pass, and 1 interception in the end zone for a touchback in 16-0 shutout of Cincinnati (Dec. 23) ... concluded regular season with five tackles and a forced fumble in 19-3 win vs. Minnesota (Jan. 7) ... 5 tackles, 1 interception, and 1 deflection in 20-3 wild-card victory at Miami (Jan. 13) as Raven defense held Dolphins to 151 total yards, a team-postseason record ... four tackles in divisional playoff loss at Pittsburgh (Jan. 20).

►**2000 (Ravens):** *Key member of Ravens' record-setting defense as he led Baltimore with*

six interceptions during the regular season and three in the playoffs en route to the Super Bowl XXXV title ... finished regular season with 52 solo tackles, 7 assists, 6 interceptions, 1 fumble recovery, and team-best 28 passes defended ... also returned nine punts 135 yards (15-yard average) with one fair catch and long return of 47 yards ... opened season in impressive fashion at Pittsburgh (Sept. 3) with three tackles and three deflected passes while matched primarily with talented 6-5 Steeler receiver Plaxico Burress ... 4 tackles, 1 fumble recovery, and 1 deflected pass in Ravens' 39-36 come-from-behind win vs. Jacksonville (Sept. 10) ... key effort in 37-0 shutout of Cincinnati (Sept. 24) as Ravens held Bengal offense to 4 yards rushing, 94 total net yards, and 7 first downs, all team single-game defensive records ... halted only Bengals' scoring threat with an end-zone interception to end first half ... second consecutive game with an interception in following week's 12-0 shutout at Cleveland, *the league's first back-to-back shutouts since the 1985 Chicago Bears* ... pulled a hamstring on the second-quarter return, however, and did not return ... inactive at Jacksonville (Oct. 8) ... returned to the lineup at Washington (Oct. 15) to make his third interception of the season ... two tackles and three pass deflections vs. Pittsburgh (Oct. 29) ... three tackles in 27-7 win at Cincinnati (Nov. 5) ... three tackles and deflected two passes in 24-23 win at Tennessee (Nov. 12), *the Titan's first loss in Adelpia Coliseum* ... paced 27-0 shutout over Dallas (Nov. 19) with six tackles ... five tackles and team-best three pass deflections in 44-7 win over Cleveland (Nov. 26) as Raven defense held Browns to 112 total yards ... four tackles and pass defended in playoff-clinching 23-3 win over San Diego (Dec. 10) ... 3 tackles, 3 pass deflections, and 1 interception return for 30 yards in narrow 13-7 win at Arizona (Dec. 17), the Ravens' smallest margin of victory in their 11 season-concluding consecutive victories en route to the Super Bowl XXXV championship ... monster game in 34-20 win over N.Y. Jets (Dec. 24), returning two interceptions 64 and 19 yards in the second quarter and adding eight solo tackles and four pass deflections ... four tackles in Ravens' 21-3 wild-card win over Denver (Dec. 31) as Baltimore's defense held the Broncos to their lowest point total since 1992 and allowed just 177 yards and nine first downs ... four tackles and two deflected passes the next week in 24-10 divisional playoff win at Tennessee (Jan. 7) ... integral contributor in 16-3 AFC title-game upset at Oakland (Jan. 14) with five solo tackles and two interceptions ... *concluded Ravens' storybook season with 5 tackles, 2 pass deflections, and a 49-yard interception return for a touchdown in third quarter of Baltimore's convincing 34-7 Super Bowl XXXV*

(Duane Starks continued on page 178)

(Duane Starks continued from page 177)
win over the Giants.

❖**1999 (Ravens):** Finished sophomore season second on team with 23 pass deflections and six interceptions ... added 41 tackles after assuming nickel-back role during second half of season when Baltimore yielded league-low 5.48 yards per passing attempt ... four tackles and three pass deflections in 17-10 win over Cleveland (Sept. 29) ... four tackles and a pass deflection in 19-13 overtime victory at Atlanta (Oct. 3) ... did not start at Tennessee (Oct. 10) but posted four tackles ... snared first interception of season and deflected two other passes vs. Buffalo (Oct. 31) ... followed with another pickoff in 41-9 win at Cleveland (Nov. 7) ... keyed 34-31 victory at Cincinnati (Nov. 21) with 5 tackles, 2 pass deflections, and 1 interception with a 43-yard return for a touchdown ... *team-record seven pass deflections vs. New Orleans (Dec. 19)*, including his fourth interception of the season, as Raven defense set team marks by allowing just 11 rushing yards and eight total first downs in 31-8 win ... concluded season with 2 tackles, 2 pass deflections, and 1 second-quarter end-zone interception in 22-0 shutout win over Cincinnati (Dec. 26).

❖**1998 (Ravens):** Impressive first season ... *tied Oakland's Charles Woodson for league rookie interception lead with five pickoffs* ... earned all-rookie mention from *Football Digest* ... completed season with 50 tackles, 5 interceptions, 19 passes defended (second on team), 2 forced fumbles, and 6 tackles on special teams as he started the final eight games of the season ... impressive *NFL debut in season-opener vs. Pittsburgh (Sept. 6)*, accounting for two turnovers ... intercepted one pass and saved a touchdown when he punched the ball loose from Steeler running back Richard Huntley into the end zone for a touchback after a 48-yard run ... outstanding effort on special teams vs. Cincinnati (Sept. 27) with two solo tackles on kickoff coverage and key block to spring returner Jermaine Lewis on 87-yard punt return for a touchdown to give Baltimore 28-17 lead in 31-24 win ... diving interception at Pittsburgh (Oct. 18),

his second theft of the season off Steeler passer Kordell Stewart ... two tackles and three pass deflections at Green Bay (Oct. 25) ... another interception vs. Jacksonville (Nov. 1) ... *in first NFL start vs. Oakland (Nov. 8)*, posted 6 tackles, 2 deflected passes, and 1 game-saving interception on Raiders' desperation pass on the game's final play to seal 13-10 win ... led defense with nine tackles and three pass deflections in 20-13 win at Cincinnati (Nov. 22) ... 7 tackles, 3 pass deflections, and 1 interception, his fifth of the season, vs. Minnesota (Dec. 13).

❖**College/Personal:** Two-year starting cornerback at Miami after two years at Holmes (Miss.) Junior College ... also standout punt returner for Hurricanes, including an 85-yarder for a touchdown as a senior ... three-year letterman at Miami Beach (Fla.) High School where he was chosen first-team all-Dade County and second-team all-Florida as a senior as one of the top option quarterbacks in the country ... also lettered two seasons in track and finished second in the state in the long jump (school record 24'-1") ... earned bachelor's degree in liberal arts at Miami ... *president of the Starks Charitable Foundation, hosting events such as annual Thanksgiving turkey giveaways, Christmas toy giveaways, "Quest for Success" Scholarships, and his annual "Make It Hot" Celebrity Weekend* ... operates the annual "Quest for Success" Scholarship program sponsored by his foundation that awards five high school students \$1,500 scholarships to attend colleges of their choice ... the Starks Charitable Foundation was the honoree and host of a roast to benefit the Cal Ripken Jr./Lou Gehrig Fund for Neuromuscular Research ... along with Raven teammate Adalius Thomas, donated over 200 turkey dinners at Dee's Place in the Park Heights section of Baltimore in 2001 ... accomplished motivational speaker to youth ... has hosted several events focusing on education, perseverance, self-esteem, and family values ... held his annual Christmas toy giveaway in conjunction with the Baltimore County Department of Social Service ... son, Duane Starks, Jr., daughter Jazmine. **L**

Duane Starks Career Stats

Tackles-QB Sacks

Year	Solo	Assists	Total	QB Sacks
1998*	43	7	50	0
1999*	34	7	41	0
2000*	46	13	59	0
2001*	52	7	59	0
2002	45	15	60	0
Totals	220	49	269	0
Cards	45	15	60	0

*Baltimore

Interceptions

Year	No.	Yards	Average	Long	TD
1998*	5	3	0.6	2	0
1999*	5	59	11.8	43†	1
2000*	6	125	20.8	64	0
2001*	4	9	2.3	9	0
2002	2	3	1.5	3	0
Totals	22	199	9.1	64	1
Cards	2	3	1.5	3	0

*Baltimore

Additional Statistics

*One fumble recovery, 2000; *nine punt returns for 135 yards; *one fair catch, long of 47 yards, 2000.
*Baltimore

Games

Games (Starts)—*1998: 16 (8), *1999: 16 (5), *2000: 15 (15), *2001: 15 (15), 2002: 10 (10). **Totals: 72 (53), Cards: 10 (10).**
*Baltimore

Single-Game Bests

Combined Tackles: *12 at Pittsburgh, Nov. 17, 2001. **Solo Tackles:** *10 at Pittsburgh, Nov. 17, 2001. **Interceptions:** *2 vs. N.Y. Jets, Dec. 24, 2000; *at Oakland, Jan. 14, 2001. **Passes Defended:** *7 vs. New Orleans, Dec. 19, 1999.
*Baltimore

Single-Game Bests (with Cardinals)

Combined Tackles: 12 vs. St. Louis, Nov. 3, 2002. **Solo Tackles:** 12 vs. St. Louis, Nov. 3, 2002. **Interceptions:** 1 vs. St. Louis, Nov. 3, 2002; at St. Louis, Dec. 15, 2002. **Passes Defended:** 3 at Seattle, Sept. 15, 2002.



Michael Stone

Defensive Back

5-11 199 Third Year

Second Round-b (54th), 2001

College: Memphis

DOB: February 13, 1978

Hometown: Southfield, Michigan



❖**Pro Career:** Speedy athlete selected by Cardinals in the second round (54th overall) of the 2001 NFL Draft ... in 23 games, owns four tackles from scrimmage, 12 tackles on special teams ... targeted for duty at both cornerback and safety in 2003.

❖**2002:** Played in all 16 games, primarily on special teams ... finished fifth on club with 11 tackles on kick-coverage units ... 2 solo tackles, 2 assists, and 1 pass defended from scrimmage ... two solo stops, one assist on special teams in season-opener at Washington (Sept. 8) ... handful of plays from scrimmage at San Francisco (Oct. 27) ... one solo tackle from scrimmage and downed a 55-yard Scott Player punt at the one-yard line in return contest vs. San Francisco (Dec. 21) ... extended playing time from scrimmage in season finale at Denver (Dec. 29) produced three tackles and a pass defended.

❖**2001:** Back-and-forth rookie season with

appearances in seven games, inactive status for nine others ... finished season with one tackle, 21 blocks on special teams ... played only sparingly from scrimmage.

❖**College/Personal:** Made tremendous strides in all aspects of his game over two seasons at Memphis following transfer from Central (O.) State ... did not allow a touchdown catch both years at Memphis ... former walk-on transferred to Memphis after Central (O.) State dropped football ... finished Tiger career with 144 tackles and three interceptions as a senior ... lettered in football and track at Southfield-Lathrup High School in Southfield, Mich. ... *architecture major at Memphis, earning academic honors with a 3.4 grade-point average* ... enjoys painting in spare time ... father Michael played football at Michigan State ... wife Marsha, son Mekhi ... born Feb. 13, 1978 in Southfield. ♡

Michael Stone Career Stats

Tackles-QB Sacks

Year	Solo	Assists	Total	QB Sacks
2001	0	0	0	0
2002	2	2	4	0
Totals	2	2	4	0

Games

Games (Starts)—2001: 7 (0), 2002: 16 (0). **Totals: 23 (0).**



Barron Tanner

Defensive Tackle

6-3 360 Sixth Year

Free Agent, 2000

College: Oklahoma

DOB: September 14, 1973

Hometown: Athens, Texas

92

➤ **Pro Career:** Signed as free agent by Arizona Nov. 6, 2000 ... started all 16 games at defensive tackle for Cards in 2001, eight last year ... in 64 NFL games (24 starts), has posted 72 solo tackles and 62 assists ... originally drafted by Miami in fifth round (149th overall) of 1997 NFL Draft ... played in 29 games for Dolphins over two seasons ... traded by Miami to Washington Sept. 4, 1999 for undisclosed 2001 draft choice ... inactive for all 16 games in 1999 ... waived by Washington in final 2000 roster reduction.

➤ **2002 (Cardinals):** Played in 15 games with eight mid-season starts at defensive tackle ... 33 tackles (24 solos), 2 quarterback sacks, 1 hurry, 3 tackles for loss, 1 interception, and 1 forced fumble ... opened season fashionably at Washington (Sept. 8), making first career pass interception in first quarter when a Shane Matthews pass deflected off Redskin lineman Brenden Stai and into Tanner's hands at Washington's 25-yard line ... Tanner rumbled to the eight-yard line to set up a seven-yard scoring run by quarterback Jake Plummer two plays later for a 10-3 Arizona lead ... impressive game vs. San Diego (Sept. 22) with 4 solo tackles, including 1 stop for loss, 1 sack, and 6 total tackles ... the 10-yard sack of Charger passer Drew Brees occurred on first down at Cardinal 36-yard line to push San Diego out of reasonable field-goal range ... Steve Christie's 50-yard try three plays later sailed wide right ... first starting role of season vs. N.Y. Giants (Sept. 29), responding with strip of Giant tailback Tiki Barber in third quarter, a fumble recovered by teammate Kwamie Lassiter, the Giants' first lost fumble of the season ... also posted two solo tackles ... inactive due to ankle injury vs. St. Louis (Nov. 3) ... returned to starting lineup vs. Seattle (Nov. 10), responding with five combined tackles ... four solo tackles at Philadelphia (Nov. 17) included a stop of Eagle running back Duce Staley for one-yard loss in fourth quarter, the Cards' only tackle for loss in the game aside from a sack of passer Donovan McNabb ... 2 solo tackles, 1 hurry, and 1 sack, his second of the season, when he dropped Raider passer Rich Gannon for a seven-yard loss

in the first quarter vs. Oakland (Nov. 24) ... concluded season with seven combined tackles in final five games.

➤ **2001 (Cardinals):** Along with Cardinal bookend defensive tackle Russell Davis, started **all 16 games for first time in NFL career** ... career bests with 20 solo tackles, 20 assists, 40 combined tackles, 7 quarterback hurries, 3 tackles for loss, and 3 passes defended ... **first Cardinal start in season-opener vs. Denver (Sept. 23)**, producing 2 solo stops, 1 assist, and 1 hurry ... four combined tackles in 21-20 win at Philadelphia (Oct. 7) ... two tackles and batted down a pass at the line at Chicago (Oct. 14) ... led Card defensive linemen with four tackles and added two hurries in 24-16 victory over Kansas City (Oct. 21) ... season-best seven combined tackles with four solo stops vs. N.Y. Giants (Nov. 11) ... contributed to 34-31 overtime win at Oakland with two tackles from scrimmage, including one stop for loss, and a pair of hurries ... no tackles at Carolina (Dec. 30) but knocked down two passes at the line of scrimmage.

➤ **2000 (Cardinals):** Joined Cardinals Nov. 6 after starting defensive tackle Tony McCoy (knee) was placed on injured reserve ... played in four games, inactive for three others ... four solo tackles and five assists ... **first action as Cardinal vs. N.Y. Giants (Nov. 26)** produced three solo tackles ... added two assists at Cincinnati (Dec. 3) and at Jacksonville (Dec. 10) ... finished season with one solo stop and one assist at Washington (Dec. 24).

➤ **1999 (Redskins):** Inactive for all 16 regular-season games with Washington.

➤ **1998 (Dolphins):** Appeared as reserve in 13 regular-season games and **started one of two post-season outings for Miami** ... concluded regular season with seven solo tackles, 10 assists ... inactive for two games ... season-best three tackles three times—vs. St. Louis (Oct. 18), vs. Indianapolis (Nov. 8), and at Atlanta (Dec. 27) ... in two postseason games, 5 tackles, 1 shared quarterback sack, and 1 deflected pass at the line of scrimmage ... shared sack with teammate Daryl Gardener on eight-yard drop of Bills' passer Doug Flutie in 24-17 first-round playoff win over

Buffalo (Jan. 2) ... started the following week at left defensive tackle at Denver (Jan. 9) in place of Tim Bowens (biceps), posting four tackles.

❖**1997 (Dolphins):** Played in all 16 games with 17 solo tackles, 18 assists, and 2 passes defended ... highlights included 5 tackles vs. Tennessee (Sept. 7), 5 vs. Buffalo (Nov. 17), and season-best 7 stops at Indianapolis (Dec. 14) ... reserve duty in first-round playoff outing at New England (Dec. 28), producing two tackles and a forced fumble ... acquired by Miami as 149th overall pick in 1999 NFL Draft as first of two fifth-round selections, part of trade from Kansas

City in exchange for kicker Pete Stoyanovich.

❖**College/Personal:** Two-year starting defensive tackle at Oklahoma with three-year totals of 192 tackles, 20 tackles for loss, 3 forced fumbles, 2 fumble recoveries, and 2 passes defended ... all-Texas and *Dallas Morning News* defensive player-of-the-year at Athens (Tex.) High School as prep senior ... also accomplished powerlifter ... in 1998, the first-time fisherman caught a 63-pound sailfish at the Miami Dolphins Fishing Tournament benefitting the Cystic Fibrosis Foundation ... sociology major at Oklahoma ... born Sept. 14, 1973 in Athens. 📌

Barron Tanner Career Stats

Tackles-QB Sacks

Year	Solo	Assists	Total	QB Sacks
1997*	17	18	35	0
1998*	7	10	17	0
1999**	0	0	0	0
2000	4	5	9	0
2001	20	20	40	0
2002	24	9	33	2
Totals	72	62	134	2
Cards	48	34	82	2

*Miami **Washington

Games

Games (Starts)—1997: 16 (0), 1998: 13 (0), 1999: 0 (0), 2000: 4 (0), 2001: 16 (16), 2002: 15 (8). **Totals: 64 (24), Cards: 35 (24).**

*Miami **Washington

Single-Game Bests

Tackles: 7 vs. N.Y. Giants, Nov. 11, 2001. **Solo Tackles:** 4 vs. N.Y. Giants, Nov. 11, 2001; vs. San Diego, Sept. 22, 2002; at Philadelphia, Nov. 17, 2002. **Tackles for Loss:** 1 six times, most recently three times in 2002. **Quarterback Sacks:** 1 vs. San Diego, Sept. 22, 2002; vs. Oakland, Nov. 24, 2002. **Quarterback Hurries:** 2 at Oakland, Dec. 2, 2001; vs. Kansas City, Oct. 2, 2001.

Additional Statistics

Interception return for 17 yards, 2002.



Ray Thompson

Linebacker

6-3 ❖ **224** ❖ **Fourth Year**
Second Round (41st), 2000

College: Tennessee

DOB: November 21, 1977

Hometown: New Orleans, Louisiana



❖**Pro Career:** Selected by Arizona in second round (41st overall) of 2000 NFL Draft ... explosive run defender with exceptional speed for a linebacker ... career-best performance in 2002 with 139 tackles as 16-game starter ... overall in 41 career games (39 starts), owns 317 tackles (176 solos), 2.5 quarterback sacks, 11 quarterback hurries, and 15 tackles for loss.

❖**2002:** Enjoyed finest NFL season, posting career-best 139 total tackles, 81 solo stops, and 2.5 quarterback sacks in 16 starting assignments ... 139 total tackles second to team leader Ronald McKinnon (150) ... seven tackles for loss second

to defensive end Kyle Vanden Bosch ... added 7 hurries, 3 pass deflections, 1 forced fumble, and 12 special-teams tackles, the latter good for a piece of fourth place on the team ... opened season with six solo tackles and five assists at Washington (Sept. 8) ... only on field for 10 plays at Seattle (Sept. 15) before hip injury sent him to the bench in first quarter ... returned to lineup vs. San Diego (Sept. 22), collecting four tackles from scrimmage, two assists on special teams ... six stops and a pair of tackles on kick-return coverage in 21-7 win over N.Y. Giants (Sept. 29) ... team-

(Ray Thompson continued on page 182)

(Ray Thompson continued from page 181)

best 13 combined tackles and eight solo stops in 16-13 win at Carolina (Oct. 6), including a forced fumble on Panther running back Lamar Smith in third quarter at Cardinal one-yard line to thwart Carolina scoring threat ... added two more solo tackles on special-teams units ... led linebackers with six solo tackles in 9-6 win over Dallas (Oct. 20) ... six tackles included a tackle for loss and a hurry in sideline-to-sideline effort at San Francisco (Oct. 27) ... 12 tackles, including 1 stop for loss, 1 hurry, and **2 quarterback sacks of Ram passer Marc Bulger, including his first as a Cardinal**, vs. St. Louis (Nov. 3) ... the first sack, an 11-yarder, shared with defensive end Dennis Johnson at the Cardinal 30-yard line as St. Louis eventually missed a 47-yard field-goal attempt later in the drive ... second sack occurred in the third quarter near midfield helping force Rams to punt two plays later ... team-leading 14 combined tackles vs. Oakland (Nov. 24) with season-best 9 solo stops, 5 assists, and 1 tackle for loss ... monster game at Denver (Dec. 29) to conclude season with 8 solo tackles, 13 overall, 1 deflected pass, 1 sack (Bronco passer Steve Beuerlein for seven-yard loss in second quarter), and 3 hurries of the Denver quarterback.

❖**2001:** Started 14 games, inactive for two others ... 118 tackles (66 solos), 2 hurries, 6 tackles for loss, and 1 pass defended ... shared team lead with 12 tackles in season-opener vs. Denver (Sept. 23) ... seven combined stops in 21-20 win at Philadelphia (Oct. 7) and again at Chicago (Oct. 14) ... disciplinary inactive at Dallas (Oct. 28) ... started vs. Philadelphia (Nov. 4) at outside linebacker in place of Zack Walz, who experienced back strain during pre-game warm-ups, and responded with 6 solo stops, 3 assists, and 1 tackle for loss ... five combined tackles vs. N.Y. Giants (Nov. 11) included four-yard drop of Giant running back Ron Dayne after exploding past the line of scrimmage for impressive play in third quarter ... seven solo tackles in 20-17 win at San Diego (Nov. 25) ... season-best 15 combined tackles, including two stops behind the line of scrimmage, and 10 assisted stops in 34-31 win at Oakland (Dec. 2) ... 10 tackles in 17-10 win vs. Dallas (Dec. 23) ... inactive at Carolina (Dec. 30) due to knee ailment ... finished season with nine stops at Washington (Jan. 6, 2002).

❖**2000:** Played in 11 games (nine starts) with rookie season totals of 29 solo tackles, 31 assists, 2 quarterback hurries, 2 tackles for loss, and 1 pass defended ... missed two mid-season games with

groin injury and final three outings with knee sprain ... opening-game starter at left linebacker at N.Y. Giants (Sept. 3), posting three solo tackles and three assists ... duplicated the effort plus a hurry in 32-31 win over Dallas (Sept. 10) ... four tackles and a hurry at San Francisco (Oct. 1) before leaving game with groin pull ... inactive vs. Cleveland (Oct. 8) ... returned to lineup vs. Philadelphia (Oct. 15), collecting eight tackles and batting away a pass ... inactive again with troublesome groin injury at Dallas (Oct. 22) ... back into starting role vs. New Orleans (Oct. 29) with four tackles ... eight combined tackles in 16-15 win over Washington (Nov. 5) ... seven tackles at Philadelphia (Nov. 19) after starter Walz left game with broken leg ... returned as starter vs. N.Y. Giants (Nov. 26) with eight stops ... two tackles at Cincinnati (Dec. 3) before leaving game with left-knee sprain ... inactive at Jacksonville (Dec. 10) ... placed on injured reserve Dec. 15.

❖**College/Personal:** *Two-time all-America at Tennessee* ... started 33 of 34 games for Volunteers with career totals of 158 solo tackles, 85 assists, 4 quarterback sacks, 4 interceptions, 3 forced fumbles, and 5 fumble recoveries ... during college career, played through a bruised kidney, broken nose, and double hernia ... *twice appeared in Tostitos Fiesta Bowl in Tempe, defeating Florida State for the national championship (1998) as a junior, losing to Nebraska (1999) as a senior ... first team all-America, consensus all-Southeastern Conference, and finalist for the Dick Butkus Award, given annually to the nation's top linebacker as senior* ... underwent mid-season double-hernia surgery but returned to the practice field eight days later and faced Alabama in Knoxville 12 days after surgery minus 15 pounds ... normal recovery time for such an operation is three-six weeks ... third team all-America as junior ... first team all-S.E.C. despite playing entire season with torn ligaments in ankle that required post-season surgery ... missed one game with bruised kidney as sophomore and played latter portion of season with broken nose and blurred vision ... prep all-America at St. Augustine High School in New Orleans, La. ... lived with grandmother in retirement home in high school ... posted more than 100 tackles and 15 sacks as a senior and was three-year starter at linebacker and safety ... also lettered in track ... sociology major at Tennessee ... given first name Raynoch (RAY-nock) ... born Nov. 21, 1977 in Los Angeles, California. ❖

Ray Thompson Career Stats

Tackles-QB Sacks

Year	Solo	Assists	Total	QB Sacks
2000	29	31	60	0
2001	66	52	118	0
2002	81	58	139	2.5
Totals	176	141	317	2.5

Games

Games (Starts)—2000: 11 (9), 2001: 14 (14), 2002: 16 (16).
Totals: 41 (39).

Single-Game Bests

Tackles: 15 at Oakland, Dec. 2, 2001. **Solo Tackles:** 9 vs. Oakland, Nov. 24, 2002; vs. Detroit, Dec. 8, 2002. **Tackles for Loss:** 2 at Oakland, Dec. 2, 2001. **Quarterback Sacks:** 1.5 vs. St. Louis, Nov. 3, 2002. **Quarterback Hurries:** 3 at Denver, Dec. 29, 2002.



Kyle Vanden Bosch

Defensive End

6-4 282 Third Year
 Second Round (34th), 2001

College: Nebraska

DOB: November 17, 1978

Hometown: Larchwood, Iowa



➤**Pro Career:** Cardinals' second-round 2001 draft choice (34th overall) from Nebraska ... intense, relentless competitor with quickness off the snap ... arrived in the Valley with just 13 percent body fat and demeanor of day-one starter ... promising 2001 rookie season cut short after three games by ankle and knee injuries ... returned from reconstructive knee surgery last year to lead club with four quarterback sacks and nine pressures.

➤**2002:** Returned from reconstructive knee surgery to **lead Arizona with 4 quarterback sacks, 9 hurries, and 8 tackles for loss** ... overall in 16 starts, collected 66 tackles (35 solos), 4 sacks, 9 hurries, 8 tackles for loss, and 1 fumble recovery ... in first start since week three of 2001 season, posted three solo tackles and a pair of hurries in season-opener at Washington (Sept. 8) ... four combined tackles, including two stops for loss, and helped smother aborted Seahawk field-goal try at Card nine-yard line in third quarter of 24-13 win at Seattle ... spirited effort the following week vs. San Diego (Sept. 22) with four combined tackles and a hurry, including a seven-yard sack of Charger passer Drew Brees on opening series near midfield leading to a punt ... encoed the next week vs. N.Y. Giants (Sept. 29) with two tackles and a third-quarter sack when he chased down Giant passer Kerry Collins on third-and-12 down to force a punt in 21-7 victory ... superb effort in 16-13 win at Carolina (Oct. 6) with nine tackles, including a sack and tackle for loss, as Card defensive line helped limit NFC's leading rusher,

Panther Lamar Smith to just 49 rushing yards on 18 carries for a miserly 2.7-yard average ... helped set the tone for the defensive effort early when he nailed Smith for five-yard loss on a screen pass on second play of game ... added the sack in third quarter at Cardinal 25-yard line to push ball back to 30-yard line and force Carolina to settle for 48-yard field goal and 13-6 lead ... forced to bench after just seven snaps vs. Dallas (Oct. 20) with muscle pull in rib cage ... returned for one play in second quarter, then sat out remainder of game ... despite no practice time during the week nursing rib cage injury, logged 5 solo tackles, including 2 tackles for loss, 8 tackles overall, and 1 hurry at San Francisco (Oct. 27) as he played 52 of 59 defensive snaps from scrimmage ... **season-best 10 combined tackles** and set up Cards' first touchdown at Philadelphia (Nov. 17) with a fumble recovery after safety Adrian Wilson punched the ball loose from Eagle passer Donovan McNabb near midfield ... McNabb suffered fractured ankle on the play but finished the game ... Cards scored on ensuing possession to take 7-0 lead ... four combined tackles vs. Detroit (Dec. 8) included 3 solo stops, 1 tackle for loss, and 1 hurry in 23-20 win ... provided constant pressure and fine play against the run at St. Louis (Dec. 15) with 5 combined tackles, 1 tackle for loss, and 1 sack, an 11-yarder of Ram passer Marc Bulger ... impressive tackle of St. Louis running back Lamar Gordon for four-yard loss in the third quarter helped force a

(Kyle Vanden Bosch continued on page 184)

(Kyle Vanden Bosch continued from page 183)

punt two plays later ... on ensuing Ram possession, nailed Bulger for 11-yard loss on second down preceding a David Barrett interception on next play ... three tackles and two hurries vs. San Francisco (Dec. 21) ... concluded sophomore season with three solo stops at Denver (Dec. 29).

❖**2001:** Finished injury-abbreviated rookie season with 6 solo tackles, 6 assists, 1 quarterback sack, 1 hurry, 1 pass defended, and 1 fumble return for touchdown ... started first three games, inactive for next two, then spent final 11 weeks on injured reserve ... underwent reconstructive right-knee surgery Oct. 23 to repair torn medial collateral ligament and partially-torn anterior cruciate ligament by Dr. Scott Strasburger at the Nebraska Orthopedic Clinic in Lincoln ... placed on injured reserve Oct. 25 ... missed Oct. 14 contest at Chicago due to ankle sprain ... suffered season-ending knee injury in freak practice mishap after returning to workouts Oct. 17 ... teammate Barron Tanner rolled into Vanden Bosch's knee while he was defending a screen pass ... inactive again vs. Kansas City (Oct. 21) prior to surgery two days later ... *started first NFL game at right defensive end vs. Denver (Sept. 23) in season opener*, collecting 1 solo tackle, 3 assists, 1 pass defended, and 1 quarterback hurry ... led defensive line vs. Atlanta (Sept. 30) with eight combined tackles and the *first sack of his NFL career, a nine-yard drop of Falcon passer Chris Chandler*, on third-and-12 play in second quarter to force a punt ... set tone early for 21-20 win at Philadelphia (Oct. 7) when he scooped a McNabb fumble on a sack-and-strip play by teammate Rob Fredrickson on second play from scrimmage, taking the ball nine yards into the end zone to give Cards 7-0 lead and Vanden Bosch his *first NFL touchdown* ... suffered left-ankle sprain on next series, leaving game after just seven plays.

❖**College/Personal:** Outstanding college career with a search-and-destroy mentality that made him a favorite of Nebraska fans ... two-year starter added 40 pounds to his frame after arriving on the Lincoln campus as a freshman ... *three-time Nebraska lifer-of-the-year (1998-2000)* ... holds the school position record at defensive end

for performance index (2,939, fifth best all-time) ... started final 23 games, closing career with 142 total tackles (51 solos), 13 sacks for -112 yards, 34 stops for -176 yards, and 46 quarterback pressures ... all-Big 12 Conference first-team pick as a senior by *The Sporting News*, adding second-team honors from Associated Press ... earned Verizon/CoSIDA academic all-America, continuing the school's 14-year streak of having at least one player earn the honor ... added academic all-Big 12 accolades for the third consecutive year ... one of six Division I-A players to garner National Football Foundation and College Hall of Fame Scholar-Athlete honors ... *received the St. Vincent de Paul Draddy Scholar-Athlete Award which includes a \$25,000 post-graduate scholarship ... the award is considered the college academic equivalent of the Heisman Trophy* ... former Husker Rob Zatechka (1994) was the only other Husker to earn the honor ... *set Nebraska single-season record with three blocked kicks—two field-goal attempts and one point-after-touchdown try* as a sophomore ... prep all-America at West Lyon (Larchwood, Iowa) Community High School where he was a teammate of current Cardinal teammate LeVar Woods ... *USA Today/Gatorade player-of-the-year* for Iowa and the Midwest Region ... in district final loss to Emmetsburg, made 19 tackles despite suffering a separated right shoulder on the third play of the game ... started three years at fullback and four at outside linebacker ... as a senior, rushed 136 times for 812 yards and 18 touchdowns while also recording 83 tackles, 14 sacks, and 1 interception ... set the school scoring record with 264 points ... 4.0 grade-point average, making the honor roll every year ... *two-time National Honor Society member* ... academic all-Iowa honoree ... *graduated from Nebraska in December, 2000 after only three and one-half years with a bachelor's degree in finance ... finished with a 3.82 grade-point average* ... exemplary civic activity throughout stay in Lincoln ... during the 2000 spring semester, inducted into University of Nebraska's Innocence Society ... born Nov. 17, 1978 in Larchwood, Iowa. ❖

Kyle Vanden Bosch Career Stats

Tackles-QB Sacks

Year	Solo	Assists	Total	QB Sacks
2001	6	6	12	1
2002	35	31	66	4
Totals	41	37	78	5

Games

Games (Starts)—2001: 3 (3), 2002: 16 (16), Totals: 19 (19).

Opponent Fumbles Recovered

Year	No.	Yards	Average	Long	TD
2001	1	9	9.0	9t	1
2002	1	0	0.0	0	0
Totals	2	9	4.5	9t	1

Single-Game Bests

Tackles: 10 at Philadelphia, Nov. 17, 2002. Solo Tackles: 5 vs. Atlanta, Sept. 30, 2001; at San Francisco, Oct. 27, 2002. Quarterback Sacks: 1 five times. Quarterback Hurries: 2 at Washington, Sept. 8, 2002; vs. San Francisco, Dec. 21, 2002. Tackles for Loss: 2 at Seattle, Sept. 15, 2002; at San Francisco, Oct. 27, 2002.



Fred Wakefield

Defensive End

6-7 288 Third Year

Free Agent, 2001

College: Illinois

DOB: September 17, 1978

Hometown: Tuscola, Illinois



➤**Pro Career:** Free-agent "find" ... effective and durable rookie season with 47 tackles in 12 games ... followed with 15 starts in 16 games last year to record 44 tackles ... overall has started 27 of 32 games and registered 91 tackles (41 solos), 5 quarterback sacks, 25 hurries, 6 tackles for loss, 14 pass deflections, 1 forced fumble, and 1 interception he returned 20 yards for a touchdown.

2002: Started 15 of 16 games, posting 44 tackles (21 solos), 3 quarterback sacks, 9 hurries, 2 tackles for loss, 1 forced fumble, and **5 pass deflections, the latter best among Cardinal defensive linemen** ... opened season Sept. 8 at Washington at left end, posting two tackles, including a seven-yard second-quarter drop of Redskin quarterback Shane Matthews near mid-field ... three tackles in 24-13 win at Seattle (Sept. 15) included a stop for loss as he helped smother aborted field-goal try at Card nine-yard line in third quarter ... drew three holding penalties vs. N.Y. Giants (Sept. 29), including one that negated a 76-yard touchdown pass, in 21-7 victory ... overall accounted for just one solo tackle but credited with three hurries of Giant passer Kerry Collins ... eight combined tackles at Carolina (Oct. 6) as defensive line limited NFC's leading rusher, Panther Lamar Smith, to 49 rushing yards on 18 carries and a paltry 2.7-yard average in 16-13 win ... key play when he stripped Smith of

the ball on second-quarter screen pass at Carolina 26-yard line, a turnover the Cards recovered and converted into a field goal and 3-0 lead ... four tackles and a hurry at San Francisco (Oct. 27) featured sack of 49er passer Jeff Garcia on first play of second half ... twice batted down fourth-quarter passes at the line of scrimmage of 23-20 overtime win vs. Detroit (Dec. 8) ... three tackles and a hurry vs. San Francisco (Dec. 21) ... led Card defensive linemen with six combined tackles, including a five-yard first-quarter sack of Bronco passer Steve Beuerlein in season finale at Denver (Dec. 29).

➤**2001:** Started final 12 games, recording 47 tackles (20 solos), 2 quarterback sacks, **team-best 16 hurries**, 4 tackles for loss, 9 passes defended, and 1 interception return for touchdown ... **nine pass deflections led all Card linemen** and ranked fourth on club behind defensive backs Corey Chavous (11), Adrian Wilson (10), and David Barrett (9) ... rotated into the defensive line to spell fellow-rookie starter Kyle Vanden Bosch, collecting two assisted tackles in **first NFL game vs. Denver (Sept. 23) in the season-opener** ... extended action in 21-20 win at Philadelphia with 1 assisted tackle, 1 hurry, and 1 batted pass at the line of scrimmage after Vanden Bosch left game in first quarter with ankle sprain ... with Vanden

(Fred Wakefield continued on page 186)

(Fred Wakefield continued from page 185)

Bosch inactive (ankle), came off bench at Chicago (Oct. 14) to add 3 solo tackles, 2 assists, and 1 hurry, his third of the season ... **first NFL start vs. Kansas City (Oct. 21)**, producing one tackle and three hurries from left-end position in 24-16 win ... followed at Dallas (Oct. 28) with 5 tackles, 1 deflected pass at the line of scrimmage, and 1 three-yard sack on the first play of the second half ... 5 stops, 2 pass deflections at the line, and 2 quarterback hurries vs. Philadelphia (Nov. 4) ... impact game vs. Detroit (Nov. 18) with a seven-yard sack of Lion passer Charlie Batch in the third quarter to force Detroit to settle for a field goal ... later intercepted and returned a pass tipped by safety Kwamie Lassiter 20 yards in the fourth quarter for **first NFL touchdown** and a 42-31 Arizona advantage ... added seven combined tackles and three hurries in 45-38 win ... played 63 of 69 plays from scrimmage with two tackles, and deflected a field goal that still found its way through the uprights in 20-17 win at San Diego (Nov. 25) ... the next week blocked 41-yard field-goal attempt by Raider Sebastian Janikowski in second quarter as Cards converted the possession into a touchdown and 14-7 lead at Oakland (Dec. 2) in eventual 34-31 overtime victory ... added five combined tackles and a hurry from scrimmage while on field for 77 of 78 defensive plays ... one assisted tackle from scrimmage at N.Y. Giants (Dec. 15) but another tackle saved a big play when he ran down Giant defensive back Jason Sehorn after 35-yard return in second quarter following a errant field-goal snap that sailed over the head of

Cardinal holder Scott Player ... Giants eventually forced to punt with the possession ... active game vs. Dallas (Dec. 23) with six tackles, including two tackles for loss, and batted down a pass at the line of scrimmage as he played sideline to sideline in 17-10 win ... two more pass deflections at the line of scrimmage in 30-7 win at Carolina (Dec. 30) ... concluded impressive rookie campaign with one tackle, his 16th hurry of the season, and batted down a pass at the line in season finale at Washington (Jan. 6).

✶**College/Personal:** Two-year starter at Illinois was one-man wrecking crew in Big Ten Conference play ... closed career with 151 tackles (94 solos) ... **42 stops behind the line of scrimmage (-158 yards) topped only by Moe Gardner (57, 1987-90) and former Cardinal Simeon Rice (69, 1992-95) in Illini history** ... 21 quarterback sacks ranked behind Scott Davis (23, 1983-87) and Rice (44.5) in school annals ... also blocked six kicks ... **all-Big Ten Conference selection as senior at right defensive end** ... three-time all-conference selection at Tuscola (Ill.) High School as offensive tackle and middle linebacker ... set school records with 360 career tackles ... also earned all-conference in basketball as a junior and senior ... second in conference 200-meter dash and competed in the Illinois finals with the 800-meter relay team and high jump (6'-4") as a junior ... senior class president graduated with a 4.9 grade-point average ... majored in kinesiology at Illinois ... aspirations to attend chiropractic school following football career ... resides in Phoenix with wife Casey, son Jamison ... born Sept. 17, 1978. ✶

Fred Wakefield Career Stats

Tackles-QB Sacks

Year	Solo	Assists	Total	QB Sacks
2001	20	27	47	2
2002	21	23	44	3
Totals	41	50	91	5

Games

Games (Starts)—2001: 16 (12), 2002: 16 (15). Totals: 32 (17).

Interceptions

Year	No.	Yards	Average	Long	TD
2001	1	20	20.0	20t	1
2000	0	0	0.0	0	0
Totals	1	20	20.0	20t	1

Single-Game Bests

Tackles: 8 at Carolina, Oct. 6, 2002. **Solo Tackles:** 3 at Denver, Dec. 29, 2002; vs. Dallas, Dec. 23, 2001; vs. Detroit, Nov. 18, 2001; at Chicago, Oct. 14, 2001. **Quarterback Sacks:** 1 five times. **Quarterback Hurries:** 3 vs. Detroit, Nov. 18, 2001. **Passes Defended:** 2 four times.



Marquise Walker

Wide Receiver

6-2 **219** **First Year**
Trade (Buccaneers), 2003
College: Michigan
DOB: December 11, 1978
Hometown: Syracuse, New York

4

Pro Career: Acquired by Arizona June 13, 2003 from Tampa Bay in exchange for fourth-year running back Thomas Jones ... originally the Buccaneers' top overall selection (third round, 86th overall) of the 2002 NFL Draft ... caught five passes for 59 yards during preseason but suffered sprained thumb on right hand ... inactive for first four games of season ... placed on injured reserve Oct. 1, 2002 for remainder of season.

College/Personal: Record-setting receiver at University of Michigan ... *departed as Wolverines' career leader with 176 pass receptions, topping the previous mark of 161 catches by Anthony Carter (1979-82) ... 2,269 career receiving yards rank behind only Carter (3,076), Amani Toomer (2,657, 1992-95), and David Terrell (2,317, 1998-2000) in Michigan history ... caught at least one pass in 38 consecutive college games, another Michigan record ... as a senior in 2001, set Wolverine single-season records with 86 receptions for 1,143 yards, surpassing the pre-*

vious marks of 76 catches by Jack Clancy (1966) and 1,130 yards by Terrell (2000) ... 11 touchdowns catches as a senior is topped only by Terrell (14 in 2000), Carter (14 in 1980), and Desmond Howard (19 in 1991) in Michigan record books ... also set school marks with six 100-yard receiving games and pass receptions (15) against Washington and Ohio State ... recipient of the 2001 Bo Schembechler most-valuable-player award ... four-year starter at Henninger High School in Syracuse, N.Y. ... first sophomore to be named first team all-state in New York prep history ... set New York marks with 181 pass receptions for 3,352 yards and caught 35 touchdown passes as team logged 32-4 mark his last three years ... also rushed for 506 yards and five touchdowns and notched 200 tackles and 14 interceptions ... all-league basketball pick as junior ... majored in fine arts at Michigan ... earned athletic-academic achievement honors ... born Dec. 11, 1978 in Syracuse.



Teag Whiting

Guard

6-3 **310** **First Year**
Free Agent, 2002
College: Brigham Young
DOB: April 16, 1979
Hometown: Burley, Idaho

71

Pro Career: Signed Dec. 18, 2002 from Tennessee's practice squad after spending training camp with Oakland ... declared inactive vs. San Francisco (Dec. 21) ... active but did not play in season finale at Denver (Dec. 29).

College/Personal: Two-year starter at Brigham Young after transferring from Ricks Junior College in Idaho ... as a senior, member of

offensive line that helped Cougars average over 500 total yards per game ... two-time all-region and all-state selection as two-way lineman at Brighton High School in Salt Lake City, Utah ... *won state wrestling championship as prep senior ... holds bachelor's degree in health sciences from Brigham Young ... wife Ashley ... born April 16, 1979 in Burley, Idaho.*



Adrian Wilson

Safety

6-3 222 **Third Year**

Third Round (64th), 2001

College: North Carolina State

DOB: October 12, 1979

Hometown: High Point, North Carolina

24

Pro Career: Third-round draft choice authored impressive rookie season in 2001, then emerged as starter, playmaker, and defensive stalwart last year ... selected 64th overall after junior season at North Carolina State ... in 30 NFL games (14 starts), owns 142 tackles (87 solos), 2.5 quarterback sacks, 6 interceptions, 5 hurries, 4 tackles for loss, 16 pass deflections, 2 forced fumbles, and 13 special-teams tackles ... *last year led Cardinals with four interceptions* and ranked fourth with 110 tackles.

2002: Vaulted over 100-total tackle plateau in first season as a starter ... fourth on club with 110 tackles (68 solos) ... also 1.5 quarterback sacks, 2 hurries, 2 tackles for loss, 6 pass deflections, 4 interceptions, and 1 forced fumble ... *three interceptions in 9-6 win over Dallas (Oct. 20) earned NFC defensive player-of-the-week honors, most by Cardinal since Kwamie Lassiter made four interceptions in 1998 season finale vs. San Diego* ... game-day inactive for season-opener at Washington (Sept. 8) while still on mend from pre-season right-shoulder dislocation vs. Denver (Aug. 24) ... first action of season in starting role at Seattle (Sept. 15) resulted in three solo stops and three assists in 24-13 win ... led team with eight tackles as Card starting secondary was on field for all 58 defensive plays of 21-7 win over N.Y. Giants (Sept. 29) ... in 16-13 win at Carolina (Oct. 6), 9 stops, 1 tackle for loss, and 1 pass deflection ... *dismantled Dallas (Oct. 20) with three interceptions plus thundering sack of Cowboy passer Quincy Carter on opening play of game* ... first interception occurred on ensuing snap ... second theft came in third quarter to quell Cowboy scoring threat ... completed hat trick with a fourth-quarter end-zone interception in 9-6 win ... 9 combined tackles, 3 pass deflections, and 1 solo tackle on kick-coverage units ... *season-best 12 combined tackles vs. St. Louis (Nov. 3)* included tackle for loss ... nearly duplicated effort with 11 tackles vs. Seattle (Nov. 10) the next week ... set the table for both Cardinal touchdowns at Philadelphia (Nov. 17) ... on first, knocked the ball loose from Eagle passer Donovan McNabb on third play of game to set up

12-yard touchdown pass ... McNabb fractured an ankle on the play ... on second, Wilson intercepted McNabb in second quarter and returned the ball 35 yards to Philadelphia's two-yard line ... Arizona scored on its ensuing play from scrimmage to knot game at 14-14 ... finished contest with 10 tackles, 0.5 sack, 1 interception, and 1 forced fumble ... eight tackles and a hurry vs. Oakland (Nov. 24) ... seven stops and a pass deflection at Kansas City (Dec. 1) ... 10 combined tackles vs. San Francisco (Dec. 21) ... inactive with hamstring injury for season finale at Denver (Dec. 29).

2001: Playing time from scrimmage increased as season progressed ... rookie season included 32 tackles (19 solos), 1 quarterback sack, 3 hurries, 2 tackles for loss, 10 pass deflections, 2 interceptions, and 12 tackles on special teams ... 10 pass deflections ranked second on club to cornerback Corey Chavous (11) ... no stats from scrimmage in season-opener vs. Denver (Sept. 23) but exhibited impressive effort in first quarter when he streaked across the field and ran down Bronco kickoff returner and current teammate Kevin Kasper after a 96-yard return which was negated by a holding penalty ... ample playing time from scrimmage at Philadelphia (Oct. 7), responding with two solo tackles and batted away one pass in 21-20 win ... active game in 24-16 win over Kansas City (Oct. 21) with 3 tackles, 1 quarterback hurry on a corner blitz, and 2 deflected passes ... matched opposite talented Chief tight end Tony Gonzalez who caught four passes for 58 yards ... also got a hand on a Chavous interception in the end zone to stymie last-second Chiefs' rally from their own one-yard line to the Cards' two-yard line with five seconds remaining ... though scrimmage play limited to roughly a dozen snaps at Dallas (Oct. 28), collected two tackles and his *first NFL pass interception* which he returned 36 yards to give Arizona the ball near midfield with four minutes left ... unexpected call to action early when starter Justin Lucas suffered ankle sprain vs. Philadelphia (Nov. 4), responding with 5 tackles, 1 10-yard sack of Donovan McNabb in the third quarter, and 1 deflected pass from safety spot ...

solid overall game from scrimmage and on special teams in 45–38 win over Detroit (Nov. 18) ... three tackles, including one stop for loss, and batted away three passes from scrimmage ... added one assist on special teams and made outstanding play on kickoff coverage when he took out three Lions on the return wedge ... 4 tackles, 1 pass deflection, and 1 hurry vs. Washington (Dec. 9) ... three tackles and batted away a pass in 17–10 win over Dallas (Dec. 23) ... another outstanding effort from scrimmage and on special teams in 30–7 win at Carolina (Dec. 30) produced 5 solo tackles, including 1 stop for loss, 1 deflected pass, 1 hurry from scrimmage, and 2 solo tackles on kick coverage ... gave Cards an early 7–0 lead in first quarter at Washington (Jan. 6, 2002) when he stepped in front of Redskin wide receiver Michael Westbrook on a slant route and returned the interception 61 yards for his **first NFL touchdown** at the 10-minute mark of the opening period.

✦**College/Personal:** Two-year starting strong safety at North Carolina State ... 254 total tackles (144 solos) and 11 stops behind the line of scrimmage in 33 games for the Wolfpack ... career tackle total most by a N.C. State defensive back since James Walker collected 289 hits from 1993–95 ... added three interceptions and 11 pass deflections in 23 career starts ... all-Guilford County honors from the *Greensboro News and Record* at T.W. Andrews High School in High Point, North Carolina ... **most valuable player in the coaches' East-West All-Star Game** ... played free safety and split end as a senior, helping his team to a berth in the playoffs ... also played basketball and ran track ... parks, recreation, and tourism management major at N.C. State ... working toward completion of bachelor's degree as time allows at Arizona State University ... wife Alicia, daughter Aubrei Reign ... born Oct. 12, 1979 in High Point. ♣

Adrian Wilson Career Stats

Tackles-QB Sacks

Year	Solo	Assists	Total	QB Sacks
2001	19	13	32	1
2002	68	42	110	1.5
Totals	87	55	142	2.5

Games

Games (Starts)—2001: 16 (0), 2002: 14 (14). Totals: 30 (14).

Interceptions

Year	No.	Yards	Average	Long	TD
2001	2	97	48.5	61t	1
2002	4	35	8.8	35	0
Totals	6	132	22.0	61t	1

Single-Game Bests

Tackles: 12 vs. St. Louis, Nov. 3, 2002. **Solo Tackles:** 10 vs. Seattle, Nov. 10, 2002. **Interceptions:** 3 vs. Dallas, Oct. 20, 2002. **Passes Defended:** 3 vs. Dallas, Oct. 20, 2002; vs. Detroit, Nov. 18, 2001.



LeVar Woods

Linebacker

6-3 ✦ 222 ✦ Third Year

Free Agent, 2001

College: Iowa

DOB: March 15, 1978

Hometown: Larchwood, Iowa



✦**Pro Career:** Free-agent linebacker has appeared in 30 games (two starts) with 54 tackles (24 solos), 0.5 quarterback sacks, 1 fumble recovery, 2 hurries, and 1 tackle for loss ... talented special-teams player owns 25 tackles on kick-coverage units ... ranked among team leaders with 103 combined "blocks" on return units the past two seasons.

✦**2002:** Played in 15 games with two late-season starts ... 43 tackles (18 solos), 1 tackle for loss, and 0.5 quarterback sack ... on special teams,

posted 10 tackles and ranked fourth with 47 "blocks" on return units ... opened season with three tackles and seven "blocks" on special teams at Washington (Sept. 8) ... came off bench for starter Ray Thompson (hip) in first quarter at Seattle (Sept. 15), registering two tackles and a stop for loss in 33 plays from scrimmage in 24–13 win ... steady job as the "spy" on Giant running back Tiki Barber, who gained 55 yards on 12 rushing attempts and caught six passes for 48 yards in

(LeVar Woods continued on page 190)

(LeVar Woods continued from page 189)

21–7 win over N.Y. Giants (Sept. 29), finishing with three solo tackles in 25 defensive snaps ... season-best seven tackles vs. Seattle (Nov. 10) as he saw extensive action from scrimmage after starter Rob Fredrickson was limited midway through first quarter with shoulder stinger ... helped set up Cards' first points of the game at Philadelphia (Nov. 17) when he and safety Adrian Wilson sacked Eagle passer Donovan McNabb on third play of the first quarter, causing fumble defensive end Kyle Vanden Bosch recovered ... Arizona turned the turnover into a 7–0 lead ... McNabb fractured his ankle on the play but finished the game ... Woods added three tackles ... five combined tackles from scrimmage vs. Oakland (Nov. 24) as replacement for Fredrickson (neck stinger) ... **first NFL starting assignment at Kansas City (Dec. 1)**, responding with nine combined tackles ... suffered ankle sprain early vs. Detroit (Dec. 8) and limited to field goal and point-after-touchdown protection units ... inactive at St. Louis (Dec. 15) ... returned to action vs. San Francisco (Dec. 21), collecting three tackles from scrimmage, three blocks on special teams ... finished season at Denver (Dec. 29) with four tackles from scrimmage, one tackle and five blocks on special teams.

➤**2001:** Played in final 15 games, primarily on special teams ... 6 solo tackles, 5 assists, and 2 hurries from scrimmage ... special-teams duty produced 15 tackles and 56 “blocks” (both ranked third on team), 1 fumble recovery, and 1 forced fumble ... inactive for season-opener vs. Denver (Sept. 23) ... one tackle from scrimmage, four blocks on kick-return units at Philadelphia (Oct. 7)

... two tackles on special teams in 24–16 win over Kansas City (Oct. 21) ... two tackles from scrimmage, two assists and two blocks on special teams in 45–38 win over Detroit (Nov. 18) ... **key play in 34–31 overtime win at Oakland (Dec. 2) when he recovered muffed punt by Raider David Dunn in overtime to set the table for Bill Gramatica's game-winning 36-yard walk-off field goal** ... season-best three tackles from scrimmage and a hurry in 30–7 victory at Carolina (Dec. 30) ... 2 solo tackles, 1 assist, and 2 blocks on special teams against the Panthers ... finished rookie season with three solo tackles and a forced fumble on special teams at Washington (Jan. 6).

➤**College/Personal:** Two-year starter at outside linebacker at Iowa ... career stats included 165 tackles (90 solo tackles), 18 tackles for loss, and 4 quarterback sacks ... all-Big Ten Conference second-team selection as a senior with career-high 97 tackles (58 solos) ... **team captain and recipient of the Hayden Fry Extra Heartbeat Award, given to the player who gives extraordinary effort on the field** ... all-Iowa and class 2A player-of-the-year as a senior at West Lyon High School in Inwood ... **attended high school with Cardinal teammate Kyle Vanden Bosch** ... the pair sponsors an annual youth football camp in hometown of Larchwood, Iowa ... **college teammate at Iowa of Arizona wide receiver Kevin Kasper** ... rushed for 1,226 yards on 152 attempts with eight touchdowns as a running back plus 50 tackles, 9 sacks, and 2 recovered fumbles as a defensive end as a senior ... also lettered in basketball and track ... elementary education major at Iowa ... wife Meghann, pet boxer Kane ... born March 15, 1978. 🐾

LeVar Woods Career Stats

Tackles-QB Sacks

Year	Solo	Assists	Total	QB Sacks
2001	6	5	11	0.0
2002	18	25	43	0.5
Totals	24	30	54	0.5

Games

Games (Starts)—2001: 15 (0), 2002: 15 (2). Totals: 30 (2).

Additional Statistics

One fumble recovery, 2001.

Single-Game Bests

Tackles: 9 at Kansas City, Dec. 1, 2002. Solo Tackles: 4 at Kansas City, Dec. 1, 2002. Quarterback Sacks: 0.5 at Philadelphia, Nov. 17, 2002.



Tony Wragge

Guard

6-4 320 Second Year

Free Agent, 2002

College: New Mexico State

DOB: August 14, 1979

Hometown: Creighton, Nebraska

68

✦ **Pro Career:** Signed with Cards as free agent prior to 2002 training camp ... experienced gamut of emotions, ranging from release during training camp, recall, first NFL action, and eventually first NFL start ... released Aug. 26 during preseason ... re-signed to practice squad Oct. 30 ... was attending class at New Mexico State in October, 2002 when Cards called to return ... activated to 53-man roster Nov. 22 ... **first NFL action vs. Detroit (Dec. 8)** on special teams ... extended playing time from scrimmage at guard vs. San Francisco (Dec. 21) when right tackle Leonard Davis suffered knee injury and Raleigh Roundtree bumped outside from right guard to tackle ... concluded rookie season with **first NFL**

start at right guard at Denver (Dec. 29).

✦ **College/Personal:** Three-year starter at right offensive guard at New Mexico State ... started 34 consecutive games, twice earning all-conference honors ... prep athlete at Bloomfield Community (Creighton, Neb.) School ... earned Class C-2 all-Nebraska honors as junior and senior ... also a two-time all-Northeast Nebraska Athletic Conference selection and conference player-of-the-year ... **holds Nebraska high school dead-lift powerlifting record at 580 pounds, the bench press at 365 pounds, and the overall mark of 1,400 pounds** ... born August 14, 1979 in Creighton, Neb ... majored in kinesiology. ✦

Tony Wragge Career Stats

Games

Games (Starts)—2002: 3 (1). Totals: 3 (1).



Michael Young

Linebacker

6-2 245 Second Year

Free Agent, 2001

College: Illinois

DOB: June 1, 1978

Hometown: St. Louis, Missouri

53

✦ **Pro Career:** Free-agent signee from Illinois in 2001 spent all but one week of rookie season on practice squad ... action in all 16 games in 2002 ... plays both middle and outside linebacker ... also excellent special-teamer.

✦ **2002:** Played in 16 games with two starting roles ... 18 tackles (13 solos), 1 tackle for loss, and

1 forced fumble ... on special teams, posted nine tackles and finished third on club with 54 "blocks" on kick-return units ... first extended action from scrimmage produced two solo tackles at Philadelphia (Nov. 17) ... one tackle for loss vs. Oakland (Nov. 24) ... despite just 12 snaps from

(Michael Young continued on page 192)

(Michael Young continued from page 191)

scrimmage in previous 12 games, produced key effort in 23–20 overtime win *vs. Detroit (Dec. 8)*, *his first career start*, with five solo stops and two assists in most extensive playing time of his two-year career ... also answered the call on all special-teams units ... in second starting role at St. Louis (Dec. 15), registered 3 solo tackles, 1 assist, and 1 tackle on special teams.

➤**2001:** Earned spot on practice squad for 15 games ... re-signed to active roster for season finale at Washington (Jan. 6, 2002) but did not play.

➤**College/Personal:** Four-year starter in 42 of 44 career games at Illinois ... career numbers for

Illini included 236 tackles, 6.5 quarterback sacks, and 15 stops behind the line of scrimmage ... 56 tackles and four pass deflections as a senior, 48 tackles, 3 sacks, and 4 tackles for loss as a junior ... impressive freshman season in 1997 with 83 tackles, 2 sacks, 5 tackles for loss, 4 pass deflections, and 2 fumble recoveries ... highly-decorated prep star at Hazelwood East High School in St. Louis, Mo. ... one of top 30 linebackers in the nation as a senior ... voted best player in Hazelwood East history by the school's coaches ... sports management major at Illinois ... born June 1, 1978. 📌


Michael Young Career Stats

Tackles-QB Sacks

Year	Solo	Assists	Total	QB Sacks
2001	0	0	0	0
2002	13	5	18	0
Totals	13	5	18	0

Games

Games (Starts)—2001: 0 (0), 2002: 16 (2). **Totals: 16 (2).**



DRAFT CHOICES/FREE AGENTS



Bryant Johnson

Wide Receiver

6-2 214 **Rookie**

First Round-a (17th), 2003

College: Penn State

DOB: March 7, 1981

Hometown: Baltimore, Maryland



General: Big, fast receiver ... accelerates well ... deceptive, smooth open-field runner ... packs quick, instinctive moves to make initial tackler miss ... flexible athlete with natural agility to adjust to the ball ... the athletic and swift receiver captured the 2001 Red Worrell Award, presented annually to a Penn State offensive player for exemplary conduct, loyalty, interest, attitude, and improvement ... provided positive attitude and leadership for a promising young Nittany Lion receiving corps ... an athlete with blazing speed (10.65 seconds over 100 meters), he answered the call as the big-play receiver in Penn State's arsenal ... a hard worker with great instincts, he exhibited athleticism with a series of spectacular leaping and sideline grabs last season ... **only sixth player in Penn State history to catch over 100 career passes**, ranking fourth in school annals in receptions (110) and second in reception yardage (2,008) for an 18.3-yard average and 10 touchdowns ... only Bobby Engram (3,026 yards, 1991, 93-95) garnered more receiving yards for the Nittany Lions ... added 528 yards and a score on 41 punt returns (12.9-yard average) ... caught touchdown passes all four years as a Nittany Lion.

As a senior in 2002: Started every game at flanker, **leading the team in receptions for the second consecutive year with 48, sixth-best single-season total in school history ... 917 receiving yards ranked fifth in Nittany Lion annals** ... that spelled a 19.1-yard average ... four for touchdowns ... **also returned 41 punts (equalling single-season school record set by Bruce Branch in 1998 and '99) for a school one-season record of 528 yards (12.9-yard average), topping Branch's 464-yard 1999 standard** ... gained 90 yards on three catches and 36 yards on three punt returns vs. Central Florida ... eight receptions for 147 yards and three punt returns for 27 yards vs. Nebraska ... eight receptions for 146 yards and two touchdowns, four punts returns for 33 yards vs. Iowa ... seven receptions for 138 yards vs. Michigan included a 19-yard touchdown plus three punt returns for 47 yards ... four catches for 83 yards and a 33-yard punt return vs. Indiana ... returned

five punts vs. Michigan State 144 yards, including an 81-yard touchdown, and added another score on a 41-yard pass reception ... **81-yarder was the eighth-longest punt return in school history.**

As a junior in 2001: Started every game, leading team with **career-high 51 receptions (fifth-best single-season total in school history)**, 866 yards (17-yard average), and 3 touchdowns ... playing against Miami and all-America cornerback Phillip Buchanon (Oakland's first-round selection, 17th overall, 2002 NFL Draft), collected 149 yards on six catches and a 44-yard touchdown ... gained 104 yards on five receptions vs. Michigan ... eight catches for 129 yards against Northwestern ... three receptions for 67 yards vs. Ohio State ... 10 receptions for 132 yards and a touchdown vs. Southern Mississippi ... 107 yards on five grabs vs. Michigan State ... 65 yards on three catches vs. Virginia.

As sophomore in 2000: Played in every game as a reserve, catching four passes for 85 yards (21.3-yard average) and a touchdown ... also action in the defensive backfield, recording four solo tackles ... tackles from scrimmage vs. Toledo, Purdue, Iowa, and Illinois ... caught four passes for 85 yards vs. Michigan, including a 50-yard scoring strike.

As a freshman in 1999: Played in every game, recording seven catches for 140 yards (20-yard average) ... scored on a 65-yard reception vs. Akron.

Personal: Attended Baltimore City (Md.) College High School ... as a senior, selected first team all-metro, all-city, all-county, and all-Maryland ... team most valuable player ... team captain ... named member of the *Super Prep Dream Team* ... 1998 Baltimore Touchdown Club's offensive player-of-the-year ... as a senior, recorded 37 catches for 834 yards and 11 touchdowns and returned a kickoff 67 yards for a score ... on defense, registered 77 tackles (six sacks) and one interception ... during prep career, recorded 97 receptions for 2,297 yards and 31 touchdowns, rushed 54 times for 378 yards and four scores, and returned 38 kickoffs for 950 yards and five touchdowns ... also collected 165 career tackles with 12 sacks and three interceptions ... served

as a basketball team captain, earning two letters ... as a member of the track team, ran 100 meters (10.65) and earned three letters ... anchored one of school's winning relay teams at the 1998 Penn

Relays ... played high school basketball against former Syracuse star Carmelo Anthony ... sociology major ... born March 7, 1981 in Baltimore. ♣



Calvin Pace

Defensive End

6-4 ♣ 262 ♣ Rookie

First Round-b (18th), 2003

College: Wake Forest

DOB: October 28, 1980

Hometown: Douglasville, Georgia



♣**General:** Outstanding work ethic at practice and in weight room ... quick initial step off the line to get into the blocker ... strength needed to hold his ground and uses hands effectively to shed blocks ... strong wrap-up tackler who explodes into ball carriers ... regarded by many as the best athlete in the Atlantic Coast Conference, Pace showed the ability to be an effective pass rusher, finishing career *second on Wake Forest's all-time list with 29 sacks for -178 yards ... 54 stops for -223 yards set Wake Forest career record* ... has added over 30 pounds to his frame since enrolling at Wake Forest ... Demon Deacon career numbers included 189 total tackles (116 solos), 5 forced fumbles, and 1 fumble recovery in 42 appearances (33 starts).

♣**As a senior in 2002:** All-America first-team selection by American Football Coaches Association ... also earned third-team honors from Associated Press ... all-Atlantic Coast Conference (A.C.C.) first-team pick ... named A.C.C. defensive player-of-the-year by *The Sporting News* ... team most valuable player, adding A.C.C. player-of-the-week honors vs. Duke and North Carolina ... lined up at right defensive end, recorded 73 tackles (43 solos) with eight sacks for -43 yards and career-high 22 stops for -72 yards ... only Mike McCrory (24 in 1992) posted more single-season stops behind the line of scrimmage in a season for the Demon Deacons ... deflected six passes and blocked two kicks ... opened season with 17 tackles (nine solos) and two stops for minus five yards vs. Northern Illinois ... 6 tackles, 1 sack for -8 yards, and 2 stops for -9 yards vs. East Carolina ... 7 tackles, 1 sack for -4 yards, and 4 stops behind line of scrimmage against North Carolina State ... crucial fourth-down pass deflection late in the fourth quarter to preserve 24-21 win over Purdue ... riddled Duke for 13 tackles (nine solos) with two sacks for -12 yards

and blocked a field goal the Deacons returned 90 yards for a touchdown ... 8 tackles, 2 for -14 yards, and 3 stops behind the line of scrimmage vs. North Carolina ... nine tackles and two stops for loss vs. Navy ... finished college career against Oregon in the Seattle Bowl with a tackle for loss and two deflected passes at the line of scrimmage.

♣**As a junior in 2001:** All-Atlantic Coast Conference second-team selection ... started every game at right defensive end, recording 62 tackles (36 solos) with 10 sacks for -56 yards, the second-best single-season sack total at Wake Forest, topped only by McCrory's 16 in 1992 ... 18 stops for -65 yards ... caused four fumbles and deflected a pass ... 10 tackles, 3 stops behind the line of scrimmage, and 1 forced fumble against East Carolina ... five tackles and a sack vs. Maryland ... 1 sack, 2 tackles for loss, and 2 quarterback pressures vs. North Carolina State ... 6 tackles, 2 tackles for loss, and 1 sack vs. Duke ... 1 fumble caused, 2 sacks, 4 stops for loss, and 9 tackles (8 solos) vs. North Carolina ... two sacks vs. Georgia Tech ... finished season with six tackles and three stops behind the line of scrimmage against Northern Illinois.

♣**As a sophomore in 2000:** Earned the Beattie Feathers Award as the team's most improved player ... started 10 of 11 games at right defensive end ... 50 tackles (33 solos) with nine sacks for -67 yards and 12 stops for -74 yards ... caused and recovered a fumble ... four tackles and a sack vs. Clemson ... two sacks and five tackles vs. Virginia ... came off bench vs. Maryland to contribute three tackles for loss and force Terrapin passer Sean Hill to fumble on one of his two sacks ... six tackles and a sack vs. Duke ... closed season with season-high 12 tackles with four stops for loss against Navy.

♣**As a redshirt freshman in 1999:** Saw

(Calvin Pace continued on page 196)

(Calvin Pace continued from page 195)

action in eight games as a reserve defensive end, making four solo tackles with two sacks for -12 yards and a pass deflection ... sack in Alabama-Birmingham and North Carolina contests ... added a solo tackle vs. Arizona State in the Aloha Bowl.

❖**As a freshman in 1998:** Redshirted.

❖**Personal:** Attended Lithia Springs (Douglasville, Ga.) High School ... outside linebacker and quarterback as varsity starter for three consecutive years ... excellent senior campaign

with 88 total tackles, 5 caused fumbles, and 3 fumble recoveries ... earned all-region and county defensive-player-of-the-year honors in 1997 ... also named to the all-metro squad in the Atlanta area while serving as team captain for the Lions ... selected to play in the Florida-Georgia all-star game ... concentrated on football as a prep athlete though he did play one year of basketball ... sociology major ... born Oct. 28, 1980 in Detroit, Michigan ... resides in Douglasville. ❖



Anquan Boldin

Wide Receiver

6-1 218 **Rookie**
Second Round (54th), 2003
College: Florida State
DOB: October 3, 1980
Hometown: Pahokee, Florida

81

❖**General:** Tireless worker with a team-first attitude ... physical receiver ... explosive burst needed to gain separation after the catch ... shows athletic ability to adjust to the ball and take it away from the defender ... former quarterback was the consummate team player for Florida State (F.S.U.), playing wherever the coaching staff needed him ... played quarterback in his final game after injuries and suspensions depleted F.S.U.'s quarterback corps ... despite starting only 23 games, finished career with 118 receptions for 1,790 yards (15.2-yard average) and 21 touchdowns ... 118 catches and 1,790 yards rank 12th on Florida State's career lists ... his 21 touchdowns rank seventh.

❖**As a senior in 2002:** All-Atlantic Coast Conference (A.C.C.) second-team selection by the league's media ... *recipient of the conference's Brian Piccolo Award, given to the A.C.C.'s most courageous player* ... led Seminoles in receiving with career-high 65 receptions for 1,011 yards (15.6-yard average) and 13 touchdowns ... **65 grabs and 1,011 yards rank seventh on the school's single-season lists** ... only Andre Cooper (15 in 1995) registered more touchdown receptions in a season for the Seminoles ... rushed 21 times for 86 yards (4.1-yard average) and completed seven of 16 passes (43.8 percent) for 111 yards and a score ... opened season with seven catches for 89 yards and touchdowns of two and 31 yards vs. Iowa State ... five receptions for 91 yards vs. Maryland included a 19-yard touchdown ... 110 receiving yards with an 11-yard scoring

grab among seven receptions vs. Duke ... versatile game vs. Louisville with 4 pass receptions for 62 yards, 1 rush on a reverse for nine yards, and 1 pass completion for a 33-yard gain ... torched Notre Dame for career-best 175 receiving yards on nine receptions with one score ... five receptions for 60 yards, including nine-yard touchdown catch against Wake Forest ... sealed 21-13 win over Georgia Tech with 32-yard fourth-quarter touchdown grab ... 101 receiving yards on eight catches and a touchdown vs. Florida ... played receiver and quarterback in final college game vs. Georgia in the Sugar Bowl ... three receptions for 34 yards and a five-yard touchdown ... completed six of 14 passes for 78 yards and a 40-yard score to Craphonso Thorpe ... added 34 rushing yards on 13 carries.

❖**As a junior in 2001:** Granted medical red-shirt after suffering torn anterior cruciate knee ligament prior to start of season.

❖**As a sophomore in 2000:** Started seven games at split end, finishing third on team with 41 receptions for 664 yards (16.2-yard average) and six touchdowns ... gained 83 yards on 10 punt returns (8.3-yard average) and 15 yards on one kickoff return ... opened season with 100 yards on three receptions vs. Georgia Tech ... caught six passes for 108 yards and two touchdowns vs. Miami ... three grabs for 77 yards and a score vs. Duke ... caught 24-yard scoring strike vs. North Carolina State ... 69 yards on seven receptions against Florida ... finished season with three catches for 31 yards against Oklahoma in the

Orange Bowl.

❖**As a freshman in 1999:** One of three true Florida State freshmen to earn a letter ... 10 appearances, starting vs. Wake Forest ... 12 receptions for 115 yards (9.6-yard average) and two touchdowns ... returned three kickoffs for 55 yards (18.3-yard average) and totaled 33 yards with a touchdown on four rushing attempts ... **in his first collegiate game, caught touchdown passes of four of 29 yards vs. Louisiana Tech** ... three receptions for 15 yards, 19 yards on a reverse vs. North Carolina ... scored from two yards out on reverse vs. Wake Forest.

❖**Personal:** Attended Pahokee (Fla.) High School ... regarded as one of the top prospects in the country by nearly every recruiting publication ... **USA Today** first-team selection and the Florida player-of-the-year ... first-team class 3A all-

Florida ... **named Florida's Mr. Football** ... *Super Prep's* no. 1 skilled athlete and no. 1 prospect nationally ... Gatorade Circle of Champions High School Football Player-of-the-Year for Florida (overall athletic and academic excellence) ... rated top player in Florida by **St. Petersburg Times**, **Tampa Tribune**, and **Gainesville Sun** ... named to *Prep Star* Dream Team and listed as the no. 2 athlete in the nation ... completed 133 of 233 passes for 2,482 yards and 36 touchdowns as a senior ... also rushed for 1,497 yards and 20 touchdowns ... nabbed four interceptions on defense ... **set state of Florida record with 11,433 career total yards as prep athlete** ... criminology major ... cousin of former Florida State offensive lineman Ronald Boldin (1999–2001) ... born Oct. 3, 1980 ... resides in Pahokee, Florida. ❖



Gerald Hayes

Linebacker

6-1 237 **Rookie**
Third Round (70th), 2003

College: Pittsburgh

DOB: October 10, 1980

Hometown: Paterson, New Jersey



❖**General:** High-motor defender who plays to the whistle ... unloads on ball carriers, delivering pop behind hits ... explosive athlete who tracks the football with ferocious intensity ... complements impressive physical gifts with excellent field vision and leadership ... close friend and former high school teammate of Cardinal running back Marcel Shipp ... one of the marquee defenders in the Big East Conference the past three seasons ... three-time first-team all-Big East Conference selection ... Panthers' middle linebacker garnered national attention as a senior ... **first Panther defender to record three consecutive 100-tackle seasons since all-America linebacker Jerry Olsavsky accomplished the feat from 1986–88** ... career statistics include 387 total tackles (243 solos), 13.5 quarterback sacks, 51 stops for losses of 172 yards, 9 pass deflections, and 2 interceptions with starts in 36 of 44 games ... only Tom Tumulty (413, 1991–95), Hugh Green (441, 1977–80) and Arnie Weatherington (477, 1973–76) recorded more tackles in their Panther careers.

❖**As a senior in 2002:** All-America second-team selection by *The Sporting News* and CNN/SI ... **first Panther linebacker to earn first team all-**

Big East Conference honors three times ... career-high 133 tackles (94 solos), 2 sacks for –16 yards, 19 stops for –42 yards, 2 interceptions, 4 pass deflections, 4 quarterback pressures, 1 fumble recovery, and 2 forced fumbles ... opened season with outstanding effort against Ohio University with 17 tackles, including a 12-yard sack, 2 stops for –14 yards, 3 pressures, and 1 interception with a five-yard return ... 5 tackles one for a loss, 1 pressure, 2 pass deflections, and 1 interception for a 10-yard return vs. Alabama-Birmingham ... 9 tackles, 1 tackle for loss, and 1 fumble recovery he returned eight yards for a touchdown vs. Rutgers ... three consecutive games with double-digit tackles—11 and a forced fumble against Toledo, 12 against Notre Dame, and 10 vs. Boston College ... season-high 18 tackles (14 solos) with two stops for losses vs. Temple ... 10 tackles vs. Miami, including stop of all-America tailback Willis McGahee for a two-yard loss ... nine tackles vs. West Virginia ... concluded season vs. Oregon State in the Insight.com Bowl at Bank One Ballpark in Phoenix with 11 stops, including three behind the line of scrimmage.

(Gerald Hayes continued on page 198)

(Gerald Hayes continued from page 197)

❖**As a junior in 2001:** Earned all-Big East Conference honors for the second consecutive season, receiving first-team accolades from the conference coaches ... also named all-Eastern College Athletic Conference (E.C.A.C.) ... started every game at middle linebacker after playing outside linebacker as a sophomore, finishing second on the team with 104 total tackles (62 solos) ... 15 stops for -50 yards and 6.5 sacks for -36 yards also ranked second ... seven quarterback pressures and a forced fumble ... double-figure tackle totals in seven games ... opened season with 14 tackles and two sacks vs. East Tennessee ... nine tackles vs. South Florida ... 10 tackles with two stops of tailback Clinton Portis behind the line of scrimmage vs. Miami ... 10 tackles with a sack against Notre Dame ... three consecutive games with 11 tackles vs. Syracuse, Boston College, and Virginia Tech ... riddled Rutgers for 2 sacks, 7 tackles, and 1 forced fumble ... nine tackles and a sack against North Carolina State in the Tangerine Bowl.

❖**As a sophomore in 2000:** One of just four sophomores to earn all-Big East Conference honors ... started all year at outside linebacker ... team-high 104 total tackles (59 solos), 3 sacks for -31 yards, 10 stops for -49 yards, 4 quarterback pressures, and 4 pass deflections ... eight tackles against Bowling Green included two tackles for loss ... season-high 16 stops vs. Syracuse ... Big East player-of-the-week with 11 tackles, 1 sack, and 2 stops behind the line of scrimmage vs. Rutgers.

❖**As a freshman in 1999:** Played in 10 games,

(three starts) ... contributed at middle linebacker through the first half of the season, earning first start against Syracuse ... later moved to outside linebacker ... started the final two games of the season (Notre Dame and West Virginia) on the outside ... 46 tackles (28 solos) and ranked third (tied) on the team with seven stops behind the line of scrimmage ... season-best 11 tackles and a sack vs. Notre Dame ... added eight tackles against Temple.

❖**Personal:** Attended Passaic (N.J.) County Technical Institute ... two-time first-team all-conference, first-team all-Passaic County by the *Newark Star Ledger* and *New Jersey Herald & News* ... also *New Jersey Herald & News* offensive-player-of-the-year ... led Passaic County in scoring with 148 points (24 touchdowns and two two-point conversions) ... rushed 175 times for 1,605 yards (9.2-yard average) and 21 touchdowns ... eight receptions for 151 yards (18.9-yard average) and two touchdowns ... 93 tackles, including 23 stops for losses, on defense ... two interceptions, including one for a 22-yard touchdown ... three-year starter and four-year varsity letterman ... *Blue Chip Illustrated* East Region "Prime Time Prospect" ... *Prep Star* all-region ... **led school to a 12-0 record and the 1998 New Jersey state championship** ... Passaic Tech was named the 1998 *New Jersey Herald & News* team-of-the-year ... team boasted cumulative 35-6 (.854) record during Hayes' career ... also lettered three times in basketball and twice in track ... all-conference in basketball ... administration of justice major ... born Oct. 10, 1980 ... resides in Paterson, New Jersey. ♣



Kenny King

Defensive End

6-3 ❖ **285** ❖ **Rookie**
Fifth Round (141st), 2003
College: Alabama
DOB: April 23, 1981
Hometown: Daphne, Alabama

72

❖**General:** One of the NCAA's top student-athletes ... rare four-year starter for Crimson Tide ... also weight-room warrior set Alabama strength and conditioning records (410-pound power clean lift) ... physical bull rusher constantly keeps legs churning ... can play as a down lineman as well as drop back as a linebacker in pass coverage ... teamed with Jarret Johnson (fourth round, Baltimore) and Kindal Moorehead (fifth round, Carolina) to give Alabama one of the premier

defensive lines in the collegiate ranks ... earned numerous awards for field and classroom performances ... 190 tackles with 11.5 sacks for -79 yards, 26 stops behind the line of scrimmage, 77 quarterback pressures, and 6 fumble recoveries in 43 games.

❖**As a senior in 2002:** Verizon/CoSIDA academic district IV all-America selection, becoming the first Crimson Tide player since Major Ogilvie in 1976 to earn that honor ... first-team all-

Southeastern Conference (S.E.C.) by the league's coaches, adding academic all-S.E.C. accolades ... lined up at nose guard, recording 51 tackles (26 solos), 3 sacks for -15 yards, 7 stops for -18 yards, 17 quarterback pressures, 1 fumble recovery, 2 caused fumbles, and 1 deflected pass ... opened season with eight tackles vs. Middle Tennessee ... two sacks for -10 yards and three pressures against Oklahoma ... caused Southern Mississippi tailback Derrick Nix to fumble the ball twice, recovering one, and added four tackles with a pressure and a five-yard sack ... six stops against Arkansas ... 5 tackles, 1 tackle for loss, and 2 pressures vs. Georgia ... 6 tackles, 2 stops for loss, and 3 pressures against Mississippi State ... three tackles against Louisiana State before leaving the game with a neck/shoulder stinger ... did not play the following week against Auburn ... finished season with one tackle vs. Hawaii.

✦**As a junior in 2001:** CoSIDA district IV academic selection, adding academic all-S.E.C. honors ... second team all-S.E.C. choice by the league's coaches ... third team Arthur Ashe, Jr., Sports Scholar ... started every game at nose guard, participating in 533 plays and recording 47 tackles (11 solos), 1.5 sacks for -11 yards, 1 tackle for -2 yards, and 10 quarterback pressures ... recovered three fumbles and deflected two passes ... eight-yard interception return ... joined defensive end Moorehead in delivering four-yard sack and posted six assisted tackles vs. Arkansas ... added five tackles and a 12-yard sack against Texas El-Paso ... recovered a fumble and collected five tackles and a stop for loss vs. Mississippi ... returned an interception eight yards vs. Louisiana State ... seven tackles and a sack against Auburn ... returned a fumble recovery 12 yards vs. Southern Mississippi ... finished the season with two tackles against Iowa State in the Independence Bowl.

✦**As sophomore in 2000:** Academic all-Southeastern Conference selection ... started first seven games, playing eight total ... 42 total tackles (20 solos), 1.5 sacks for -17 yards, and 4 stops for -26 yards ... blocked a kick and recorded team-high 27 quarterback pressures ... honored by coaching staff with the right to wear jersey number

55 in honor of the late Derrick Thomas died in February, 2000 in automobile accident ... Thomas' no. 55 is awarded to the Tide player who best "exemplifies the qualities that propelled Thomas to an all-America career at the Capstone" ... named team's weightlifter-of-the-year ... began season with seven tackles and a pair of stops behind the line of scrimmage vs. UCLA ... eight tackles with five pressures vs. South Carolina ... 4 pressures, 2 stops for -13 yards, and 8 tackles against Southern Mississippi ... duplicated the tackle total against Arkansas and added three pressures ... did not play in three games due to shoulder injury.

✦**As a freshman in 1999:** Freshman all-S.E.C. selection by the league's coaches and the *Knoxville News-Sentinel* ... started the final 11 games at right defensive end ... 50 tackles (31 solos), 5.5 sacks for -36 yards, and 14 stops for -39 yards ... led team with 33 quarterback pressures and recovered a fumble ... only Thomas (44 in 1988) had more pressures in a season for the Tide ... pair of sacks for -15 yards vs. Louisiana Tech ... 6 tackles, 5 behind the line of scrimmage, and 6 pressures against Mississippi State ... sacked Southern Mississippi quarterback Jeff Kelly twice, pressured him four other times, and recovered a fumble ... concluded freshman season with six tackles and three pressures in each game vs. Arkansas and Louisiana State.

✦**Personal:** Attended Daphne (Ala.) High School ... rated no. 7 player in Dixie by *Super Prep* ... *Super Prep* and *Parade Magazine* all-America ... *Birmingham News* Super all-Alabama honors ... despite constant double- and triple-teaming as a senior, registered 120 tackles, 10 sacks, 5 fumble recoveries, and 5 forced fumbles ... named to Tom Lemming's first-team all-America squad, first team by Forrest Davis' all-South squad, and a Border Wars all-South second-team choice ... helped Daphne High to its best record in school history, a 10-2 mark ... two-time all-Alabama pick for the Trojans ... also lettered in track, throwing the shot put 57 feet to finish second in the state meet ... marketing major at Alabama ... born April 23, 1981 ... resides in Daphne, Alabama. ♣



Reggie Wells

Tackle

6-4 **298** **Rookie**
Sixth Round-a (177th), 2003
College: Clarion University
DOB: November 3, 1980
Hometown: Liberty, Pennsylvania



⚡**General:** Extremely quick for a player his size ... one of the quicker and more agile blockers in the collegiate ranks ... four-year starter ... two-time NCAA Division II all-America and all-Pennsylvania State Athletic Conference (P.S.A.C.) choice ... product of the school's weight room, adding over 50 pounds to his frame after arriving on Clarion campus as a freshman ... father Reggie, Sr. a basketball all-America at Clarion, was inducted into the Clarion Sports Hall of Fame in 1990.

⚡**As a senior in 2002:** All-America first-team selection by American Football Coaches Association and Associated Press, adding second-team honors from *Football Gazette* ... all-P.S.A.C. first-team choice ... started every game at left offensive tackle ... 101 knockdowns as he cleared the way for a rushing attack that led the conference and ranked sixth in NCAA Division II ranks with an average of 273 yards per game ... nine knockdowns as the Golden Eagles gained 261 yards rushing vs. Millersville ... season-high 18 knockdowns to help team set a school single-game record with 519 rushing yards against Glenville State ... led 344-yard rushing effort vs. West Chester ... 19 knockdowns against California (Pa.) ... helped Clarion roll to 560 yards total offense vs. Lock Haven.

⚡**As a junior in 2001:** All-America honor-

able mention by *Football Gazette* ... all-P.S.A.C. first-team choice ... all-northeast region first-team choice by Daktronics/CoSIDA ... started all year at left tackle, paving the way for a running attack that averaged 240.5 yards per game ... 83 knockdowns for an offense that totaled 3,883 yards ... 12 knockdowns vs. Shippensburg and 10 knockdowns vs. Kutztown ... anchored 310-yard rushing effort vs. California (Pa.) with 11 knockdown blocks.

⚡**As a sophomore in 2000:** Started every game at left tackle, registering 70 knockdowns for an offense that averaged 378.3 yards per game ... keyed offensive line play which delivered 576 yards total offense vs. Shippensburg ... helped Golden Eagles amass 346 yards rushing vs. Lock Haven.

⚡**As a freshman in 1999:** Moved into the starting lineup for the final three games at left tackle ... provided solid pass protection as the team generated 2,784 yards through the air.

⚡**Personal:** Attended South Park (Liberty, Pa.) High School ... lettered in football and basketball ... all-league defensive end led squad to league title by posting 13.5 quarterback sacks as a senior ... two-time all-conference choice ... added four letters in basketball ... communications major at Clarion ... resides in Liberty. 🐾



Tony Gilbert

Linebacker

6-1 **257** **Rookie**
Sixth Round-b (210th), 2003
College: Georgia
DOB: October 16, 1979
Hometown: Macon, Georgia



General: Three-year starter regarded as the best defensive player on the Georgia squad by the coaching staff ... relentless pursuer ... impressive career totals included 327 total tackles (199 solos), 4.5 sacks for -29 yards, 28 stops for -83 yards, 20 quarterback pressures, 6 pass deflections, 4 forced fumbles, and 2 fumble recoveries in 45 appearances (35 starts).

As a senior in 2002: All-Southeastern Conference (S.E.C.) second-team selection ... started every game at middle linebacker and shared team lead with a career-high 114 tackles (76 solos) ... also recorded 2.5 sacks for -17 yards, 15 stops for -46 yards, 13 quarterback pressures, 1 caused fumble, and 2 deflected passes ... caused a fumble on a hit delivered to tailback Andrew Pinnock and made 11 tackles vs. South Carolina ... sack and eight solo stops against both Northwestern (La.) State and New Mexico State ... nine tackles with three pressures vs. Alabama ... eight stops vs. Tennessee ... assisted in sacking quarterback Jared Lorenzen and posted nine tackles with a pressure vs. Kentucky ... season-high 14 tackles against Florida ... 2 quarterback pressures of Eli Manning, 1 deflected pass, and 7 tackles vs. Mississippi ... 10 tackles vs. Auburn and against Arkansas in Georgia's 30-3 victory in the Southeastern Conference championship game ... closed career with eight tackles in the Bulldogs' 26-13 triumph over Florida State in the Sugar Bowl.

As a junior in 2001: Associated Press all-S.E.C. honorable mention ... team most valuable player ... started every game at middle linebacker, recording 99 tackles (59 solos), 2 sacks for -12 yards, 6 stops for -18 yards, 2 caused fumbles, 1 recovered fumble, 3 deflected passes, and 7 quarterback pressures ... 11 total tackles vs. South

Carolina ... returned an interception five yards and logged eight tackles vs. Arkansas ... season-high 15 tackles and a pass deflection vs. Tennessee ... 13 tackles and a sack vs. Vanderbilt ... sacked quarterback Lorenzen for a 10-yard loss plus five combined tackles vs. Kentucky ... 13-total tackle performance against Auburn ... finished the season with seven tackles vs. both Mississippi and Georgia Tech

As a sophomore in 2000: Started 10 games at outside linebacker, finishing with 96 tackles (52 solos) and five tackles for loss ... also recovered a fumble and deflected a pass ... 10 tackles vs. both Tennessee and Auburn ... 13 tackles, including one for a loss, against Georgia Southern ... career-high 16 tackles and a stop behind the line of scrimmage vs. Kentucky ... six tackles vs. Virginia in the Oahu Bowl.

As a redshirt freshman in 1999: Reserve middle linebacker with 18 tackles (12 solos) and two stops for -11 yards ... also caused a fumble.

As a freshman in 1998: Redshirted.

Personal: Attended Central High School in his native Macon, Ga. ... as a senior, named 4-A all-Georgia first team by *Atlanta Journal-Constitution* and Georgia Sports Writers Association ... named one of the "Top 50" in Georgia by the *Atlanta Journal-Constitution* and all-Middle Georgia first team as a junior and senior ... earned first-team all-city honors after being named team's captain as a senior, recording 105 tackles and two interceptions ... played on the varsity basketball squad and threw the shot put on the track team ... selected to play in the 1998 Georgia-Florida all-star game ... special education major at Georgia ... born October 16, 1979 ... resides in Macon.

Free Agents

Talifaia Atoe Defensive Tackle

6-2  **312**  **Rookie**
Idaho
DOB: Feb. 24, 1980
The Dalles, Ore.




General: Well-traveled, intriguing prospect with impressive measurables ... boasts 385-pound bench press, 530-pound squad lift, 395-pound clean lift, 36-inch vertical leap, and consistently runs sub-five seconds in the 40-yard dash ... originally enrolled at Western Oregon ... three transfers followed to Portland Community College, College of the Redwoods (Eureka, Calif.), and the University of Idaho where he spent his senior season.

As a senior in 2002: Started all 12 games at defensive tackle for Idaho Vandals ... 17 solo tackles, 34 assists, 14 tackles for loss, and team-best 6 quarterback sacks ... also 2 forced fumbles, 1 recovered fumble, 1 pass deflection at the line of scrimmage, and 1 blocked kick.

As a junior in 2001: Led College of the Redwoods defense with 12 tackles for loss and earned all-Mid-Empire Conference first-team honors ... 21 solo tackles, 21 assists, 6 quarterback sacks, 1 pass defensed, and 1 fumble recovery as nine-game starter.

As a sophomore in 2000: Started all 10 games for Portland Community College ... selected first team all-conference for the Corsairs ... 19 solo tackles, 17 assists, 13 tackles for loss, 5 quarterback sacks, 1 pass deflection, and 1 fumble recovery.

As a freshman in 1999: Attended Western Oregon University.

Personal: Born Feb. 24, 1980 in The Dalles, Oregon. 

69 J.P. Comella Fullback

5-11  **241**  **Rookie**
Boston College
DOB: July 28, 1980
Dorchester, Mass.




General: Utilized primarily as a blocking back and special-teamer at Boston College ... in 30 games (nine starts), recorded 21 pass receptions for 267 yards and 11 kickoff returns for 140 yards.

As a senior in 2002: Started three of 10 contests and caught eight passes for 118 yards (14.1-yard average) and returned one kickoff 17 yards ... season-best four receptions for 46 yards vs. Stanford ... caught 13-yard scoring pass against Central Michigan ... season-long reception of 29-yard vs. Navy.

As a junior in 2001: Played in all 11 games, starting final five outings ... caught nine passes for 58 yards and returned five kickoffs 45 yards ... also blocked a field-goal try ... set up a B.C. score with 33-yard catch against Navy ... two pass receptions for 21 yards and three kickoff returns for 40 yards vs. Miami ... returned a pair of kickoffs 25 yards vs. Georgia in the Music City Bowl.

As a sophomore in 2000: Reserve duty in nine games ... caught four passes for 96 yards (24-yard average) and returned five kickoffs 78 yards ... first career pass reception a 36-yarder vs. Navy ... 34-yard pass reception and 19-yard kickoff return in season finale vs. Miami.

As a freshman in 1999: Redshirted.

Personal: Earned all-scholastic honors as fullback and defensive end as senior at Xavier Brothers High School in Bridgewater, Mass ... ranked among top five prep athletes in New England ... led squad to 10-0 mark as senior and 25th ranking in *USA Today* national high school poll ... also played on school's lacrosse, basketball, and track teams ... communications major at Boston College ... younger brother of Tennessee Titan fullback Greg Comella ... another brother, Matt, played briefly with N.Y. Jets ... born July 28, 1980 in Dorchester, Mass. 

Robert Cromartie 37

Cornerback

5-9 194 **Rookie**

Florida

DOB: Jan. 19, 1980

Atlanta, Ga.



General: Started 35 of 41 games at Florida, including three bowl games—2000 Citrus Bowl, 2001 Nokia Sugar Bowl, and 2003 Outback Bowl ... 204 career tackles and 42 “big plays” (29 pass deflections, 8 tackles behind the line, 2 forced fumbles, 2 quarterback hurries, 1 interception, and 1 fumble recovery) ... 153 of 204 total tackles were solo stops ... missed all of the 2001 season due to torn pectoral muscle.

As a senior in 2002: Starter at cornerback for all 13 Gator games plus action on special teams ... game captain weeks of Miami and Florida State games ... ranked sixth on the team with 74 tackles, including 51 solo hits ... tied for team high with two forced fumbles ... finished third with eight pass deflections ... seven tackles for loss led squad ... three tackles, including one behind the line of scrimmage, and one pass deflection vs. Michigan in the Outback Bowl ... 10 total tackles vs. Miami ... nine total tackles vs. Ohio and Florida State ... co-winner of Gene Ellenson Award given to the team's most inspirational player.

As a redshirt junior in 2001: Missed the entire 2001 season due to a preseason shoulder injury (torn pectoral muscle).

As a junior in 2000: Ankle injury kept him sidelined until sixth game of the season against Louisiana State ... played in seven of 12 regular-season games, all starts ... 35 tackles (30 solo) and eight “big plays” (1 interception, 6 pass deflections, 1 tackle for loss) ... co-recipient of school's Reliable Award during spring ... in first action of season, started vs. Louisiana State and was awarded game ball with 10 tackles and an interception ... four tackles (two solo) and a pass deflection in the Southeastern Conference championship game vs. Auburn.

As a sophomore in 1999: Starter at cornerback in all 12 games ... 75 tackles (54 solo) with 12 “big plays” (one fumble recovery, 11 pass deflections) ... 75 tackles ranked fourth on the squad and second among defensive secondary ... 11 pass deflections ranked second on the team ... 882 plays ranked third on the team ... in season-opener versus Western Michigan, finished with nine tackles (eight solo) and tied for a game-high four “big plays” (three pass deflections, one fumble recovery) ... five tackles (four solos) against Tennessee ... 12 tackles (nine solos) and two pass

deflections against Kentucky ... five tackles (two solos) and one pass deflection versus Alabama ... nine tackles (eight solo) and one pass deflection against Louisiana State ... nine tackles (seven solos) against Vanderbilt ... tied for team high with eight tackles (four solos) and one pass deflection vs. South Carolina ... 10 tackles (eight solos) and two pass deflections against Florida State.

As a freshman in 1998: Action in nine of 11 regular-season games (only missed Alabama and Auburn outings) with three starts (Kentucky, Louisiana State, and Florida State) ... 20 tackles and four pass deflections ... one special-teams tackle ... **first career start vs. Kentucky** due to injury to Tony George ... three tackles and one pass deflection against the Wildcats ... started vs. Louisiana State due to Dock Pollard suspension, making three tackles ... three tackles and two pass deflections vs. Vanderbilt ... started vs. Florida State due to George's ejection and recorded eight tackles (seven solo).

Personal: Considered one of the nation's elite cornerback prospects who received consensus prep all-America honors ... named the top cornerback prospect in the country by both the National Recruiting Advisor and National Blue Chips Recruiting Service ... both publications named him to their prep all-America contingent ... *PrepStar* named him to all-America Dream Team and ranked him among the top five defensive backs in the nation ... *The Sporting News* selected him one of the top 65 overall players in the nation ... named to Georgia's “Super Seniors” team ... four-year starter at Atlanta's Douglass High School (four years at defensive back, three at wide receiver, one at running back) ... 53 tackles and six interceptions as a junior in 1996, 33 tackles with three interceptions during an injury-marred senior season in 1997 when he missed six games with an ankle injury ... born January 19, 1980 in Atlanta, Georgia ... enjoys swimming and shooting pool in his free time ... recreation program delivery major at Florida.

Lorenzo Diamond 49

Tight End

6-3 256 Rookie

Auburn

DOB: Dec. 15, 1979

Atlanta, Ga.



General: H-back-type athlete shows the lateral agility and quickness to be effective in motion ... high-motor player with a sudden burst off the snap ... tenacious crack blocker who is also effective on special teams ... valuable performer who saw starting action in each of his four seasons at Auburn ... evolving role, going from a receiving target to a blocker ... career numbers include 46 receptions for 532 yards (11.6-yard average) and four touchdowns with starts in 24 of 47 games.

As a senior in 2002: Played in every game, starting eight times ... seven receptions for 96 yards (13.7-yard average) and a touchdown while adding a pair of tackles on special teams ... caught 16-yard touchdown pass vs. Western Carolina ... 20-yard grab vs. Mississippi ... closed career with 11-yard reception vs. Penn State in the Capital One Bowl.

As a junior in 2001: Played in every game, starting the first 10 contests ... 10 receptions for 105 yards (10.5-yard average) and a touchdown ... also recorded a pair of tackles on special teams ... gained 36 yards on two receptions vs. Florida ... three catches for 46 yards and a 22-yard touchdown reception vs. Louisiana Tech ... snared passes of 17 and 12 yards, the latter a touchdown, and added two tackles on special teams vs. North Carolina in the Peach Bowl.

As a sophomore in 2000: Played in every game, earning eight starts ... **career-high 16 receptions** for 172 yards (10.8-yard average) and a touchdown ... also registered a pair of assisted tackles ... caught two passes for 20 yards, including a 12-yard touchdown on a fake field goal, and added two tackles vs. Vanderbilt ... two receptions for 23 yards vs. Georgia ... three receptions for 59 yards against Alabama ... season-best four receptions for 42 yards vs. Florida in the S.E.C. championship game ... started but did not catch a pass in the Citrus Bowl vs. Michigan.

As a redshirt freshman in 1999: Played in 11 games with five starts ... caught 13 passes for 159 yards (12.2-yard average) and a touchdown ... gained 20 yards on three catches vs. Florida ... two receptions for 62 yards vs. Central Florida ... **scored first career touchdown on a seven-yard grab vs. Alabama.**

As a freshman in 1998: Redshirted.

Personal: Attended Biloxi (Miss.) High

School ... rated the top tight end in Mississippi by *Prep Star* ... all-Mississippi and all-district performer ... three-year starter ... 31 receptions for 723 yards and six touchdowns as a senior ... 30 receptions for 700 yards and seven touchdowns as a junior ... *Super Prep* "Dixie 113" ... *Jackson* (Miss.) *Clarion-Ledger* "Top 10 Seniors" ... rated in top 15 in Mississippi by *First Down Recruiting* ... *Atlanta Journal-Constitution* "Super Southern 100" ... Southeastern Recruiting Alliance "Mississippi Top 35" ... played in Alabama-Mississippi all-star game ... also lettered in basketball and track (sprints) ... communications major at Auburn ... wife Delphine ... born Dec. 15, 1979 ... resides in Biloxi, Mississippi.

Lawrence Hamilton 13

Wide Receiver

6-3 204 Rookie

Stephen F. Austin

DOB: August 31, 1980

Marshall, Texas



General: Lean, muscular athlete with good acceleration off the snap ... exceptional open-field acceleration ... gains most of his yardage after the catch ... superb deep threat limited by injuries in senior campaign at Stephen F. Austin ... caught 87 passes for 1,609 yards (18.5-yard average) and 12 touchdowns in 33 games.

As a senior in 2002: Season came to a premature end in the first game when he suffered a broken leg after making a 23-yard catch vs. Portland State.

As a junior in 2001: All-Southland Football League second-team selection ... started every game, catching 37 passes for 610 yards (16.5-yard average) and five touchdowns ... gained 39 yards on three grabs vs. Portland State ... three catches for 36 yards vs. Northern Arizona ... 112 yards on four receptions vs. Indiana State included a 76-yard touchdown catch ... 56 yards on a pair of grabs vs. McNeese State ... caught four passes for 50 yards and a six-yard score vs. Jacksonville State ... five grabs for 116 yards, including a 38-yard touchdown, vs. Southwest Texas State and added 25 yards on a pair of reverses ... concluded season with 120 yards on nine receptions and scores of 24 and 36 yards vs. Northwestern (La.) State.

As a sophomore in 2000: Started every game, leading the team with 39 catches for 785 yards (20.1-yard average) and seven touchdowns ... opened season with 102 yards and a score on three catches vs. Central Oklahoma ... five recep-

tions for 104 yards and a pair of touchdowns vs. Sam Houston State ... season-high 150 yards on six catches vs. Nicholls State included an 80-yard touchdown grab ... 81 yards on six receptions vs. Troy State ... 93 yards on three catches vs. Southwest Texas State ... closed year with four receptions for 101 yards and a score vs. Northwestern State.

❖**As a redshirt freshman in 1999:** Played in 10 games, starting three contests ... gained 191 yards with a touchdown on 10 catches (19.1-yard average) ... scored first career touchdown on a 53-yard grab vs. Wingate.

❖**As a freshman in 1998:** Redshirted.

❖**Personal:** Attended Marshall (Tex.) High School ... second team all-district as a senior ... also honorable mention all-district in basketball ... computer information systems major at Stephen F. Austin ... born Aug. 31, 1980 in Marshall. ❖

Rhett Nelson

Cornerback

6-0 ❖ 201 ❖ **Rookie**

Colorado State

DOB: Feb. 16, 1980

Littleton, Colorado



38

❖**General:** Aggressive hitter who loves the weight

room ... sharp burst closing on the ball ... late bloomer came into his own as a senior ... started 16 games during his career, proving to be a valuable special-teams performer as a kick blocker ... in 38 games for the Rams, recorded 102 tackles (75 solos), 5 stops behind the line of scrimmage, 4 interceptions, and 19 pass deflections.

❖**As a senior in 2002:** Lined up at right cornerback in 13 games, recording a *career-high 52 tackles (33 solos)* with three stops for losses of six yards ... *also led team with three interceptions for 23 yards in returns and 14 pass deflections* ... opened season with a four-tackle performance vs. Virginia ... five tackles vs. UCLA ... 2 pass deflections, 3 tackles, and 1 downed punt at the two-yard line against Louisville ... returned interception nine yards vs. Nevada ... three tackles with a stop behind the line of scrimmage vs. Fresno State ... two pass deflections and six stops vs. Wyoming ... eight tackles with two pass deflections, including one on the game's final play, in a 28-20 victory vs. Utah ... departed early from Brigham Young contest with neck sprain ... after sitting out vs. Air Force, returned to deliver three tackles with three pass deflections vs. San Diego State ... two solo tackles with a pair of pass deflections and scored from 54 yards away on a

pitch from linebacker Adam Wade on a fumble recovery vs. New Mexico ... 7 tackles, 2 pass deflections, and 1 interception with a 12-yard interception return vs. Nevada-Las Vegas ... closed career with 6 tackles, including 1 for loss, 1 interception, and 1 pass deflection vs. Texas Christian in the Liberty Bowl.

❖**As a junior in 2001:** Played in eight games (two starts), recording 20 tackles (14 solos), 3 pass deflections, 1 blocked a kick, and 1 caused fumble ... seven tackles with a pass deflection vs. Air Force ... three stops and batted away a pass vs. New Mexico ... preserved a 19-17 win over Utah by blocking a fourth-quarter field-goal attempt ... one solo tackle vs. North Texas in the New Orleans Bowl.

❖**As a sophomore in 2000:** Played in eight games as a reserve cornerback, recording 16 tackles (15 solos), 1 tackle for loss, 1 interception, and 1 blocked kick ... underwent right shoulder surgery during spring drills ... season-high seven solo tackles vs. New Mexico ... returned interception 28 yards to set up the game-winning touchdown in 24-17 decision vs. Utah ... preserved 20-19 win vs. Nevada-Las Vegas when he blocked a fourth-quarter extra-point try ... underwent surgery on left shoulder Nov. 1 and missed remainder of season.

❖**As a redshirt freshman in 1999:** Reserve cornerback during regular season ... finished with 14 tackles (13 solos) in nine contests ... as a starter in the Liberty Bowl vs. Southern Mississipp., returned an interception 41 yards to set up a score.

❖**As a freshman in 1998:** Redshirted.

❖**Personal:** Attended Heritage (Littleton, Colo.) High School ... football and track standout earned two football and two track letters ... as a senior, named to the all-Colorado and all-conference teams as defensive back and return specialist ... led Heritage to a 9-2 record and a berth in the class 5A playoffs ... 49 total tackles (39 unassisted) as a senior with three interceptions ... as a junior, posted five interceptions to complement 59 tackles ... scored seven touchdowns as a senior—4 punts, 1 kick, 1 interception, and 1 fumble ... his longest punt return covered 92 yards, his longest kick return was 90 yards ... three other punt-return touchdowns of 63, 42, and 32 yards ... the interception return covered 77 yards ... liberal arts major at Colorado State ... born Feb. 16, 1980 in Minneapolis, Minn. ... resides in Littleton, Colorado. ❖

Reggie Newhouse 14

Wide Receiver

6-1 **191** **Rookie**
Baylor
DOB: Feb. 16, 1981
Dallas, Texas



General: Baylor's all-time receiving leader with 183 receptions ... second in career receiving yardage with 2,552 yards ... caught at least one pass in last 34 games as a Bear ... **11 career 100-yard receiving games** ... 19th player in Baylor history with 1,000 career receiving yards ... ranks third in career receptions and fourth in all-time receiving yardage in Big 12 Conference history.

As a senior in 2002: Second team all-Big 12 Conference ... set Baylor single-season records for receptions (75) and receiving yardage (1,140) ... fourth in conference and 18th nationally with 6.8 receptions per game, third in conference and 18th in the nation with 95 receiving yards per game ... averaged 15.2 yards per reception and recorded six 100-yard receiving games ... season-best nine receptions for 120 yards vs. Tulsa ... eight grabs for 164 yards and a touchdown at California ... seven receptions for 119 yards against Stanford ... nine receptions for 173 yards against Kansas State ... seven catches at Texas Tech made him Baylor's all-time leading career receiver.

As a junior in 2001: Second-team all-Big 12 Conference pick finished fifth in the league with 61 receptions and second with eight touchdown catches ... 61 receptions third-highest single-season total in Baylor history ... eight touchdown receptions tied for second ... equalled Baylor single-game records for catches (12) and touchdown receptions (three) at Missouri ... pair of touchdown receptions against Texas Tech, a 40-yarder and a 14-yarder ... finished the day with seven catches for 94 yards and two touchdowns against the Red Raiders ... eight-yard scoring reception at Oklahoma ... eight receptions for 78 yards against Oklahoma State ... five grabs for 102 yards and a touchdown vs. Arkansas State ... eight catches for 73 yards against New Mexico.

As a sophomore in 2000: First Baylor receiver in 17 years to catch 40 passes in a season ... established himself as the Bears' top receiver, grabbing 40 passes for 629 yards (15.7-yard average) and four touchdowns ... three 100-yard receiving days ... ninth in the Big 12 Conference with 57.2 receiving yards per game ... played in all 11 games, starting 10 ... career day against South Florida with seven receptions for 136 yards and first touchdown ... led Baylor with five catches for 103 yards at North Texas in first career start ...

caught a 56-yard reception against the Mean Green ... six receptions for 110 yards and a touchdown at Oklahoma State ... two catches, including a 54-yard touchdown, against Iowa State ... caught five passes for 52 yards against Texas A&M ... three catches for 51 yards at Texas ... three grabs for 37 yards against Missouri, including a 24-yard touchdown.

As a freshman in 1999: True freshman played in all 11 games, earning starts against UNLV and Oklahoma ... caught seven passes for 77 yards ... season-high four catches for 32 yards at Kansas ... longest reception a 19-yarder against Colorado ... also had receptions at Boston College and Oklahoma.

Personal: Attended Lake Highlands High School in Dallas, Texas ... team-high 650 yards receiving and another 430 yards rushing ... selected to Dallas Morning News area "Top 100" ... pre-business major at Baylor ... father Robert played in the NFL for the Dallas Cowboys from 1972-83, was a member of three Dallas Super Bowl teams, and currently serves the Cowboys as their director of player programs ... older brother Rodd is former Rice running back and currently pro personnel assistant for Cardinals ... born Feb. 16, 1981.

Dennis Quinn 61

Defensive End

6-4 **266** **Rookie**
South Carolina
DOB: August 29, 1979
Washington, Georgia



General: Flashes good explosion coming out of his stance ... three-year starter who battled knee problems the last two seasons ... 111 tackles (68 solos) with 4 sacks for -24 yards, 11 stops for -50 yards, 1 forced fumble, 9 deflected passes, and 2 interceptions during Gamecock career.

As a senior 2002: Played in every game, starting the first six contests and the Louisiana State clash, at left defensive end ... 22 tackles (10 solos) and deflected three passes ... three tackles and deflected a pass in each game vs. Virginia, Georgia, and Kentucky ... one assisted tackle vs. Mississippi State before leaving game with a high ankle sprain ... season-high six tackles vs. Vanderbilt ... pair of tackles in each contest vs. New Mexico State and Temple.

As a junior in 2001: Played in nine games, starting eight contests at left defensive end ... 31 tackles (23 solos) with 2 sacks for -16 yards, 3 stops for -22 yards, 1 pass deflection, 1 fumble

recovery, and 4 quarterback pressures ... two solo tackles and a sack vs. Georgia ... five tackles vs. Mississippi State before leaving the game with a right-knee sprain ... seven tackles vs. Alabama but reinjured the knee ... missed next three contests ... returned to action vs. Tennessee with three tackles and a sack ... six stops vs. Wofford ... two solo tackles vs. Ohio State.

✦**As a sophomore in 2000:** Started 11 games, recording 38 tackles (25 solos), 2 sacks, 4 stops for -14 yards, 5 quarterback pressures, 4 deflected passes, and 2 intercepted passes ... five tackles vs. Eastern Michigan ... two interceptions and an assisted tackle vs. Georgia ... four tackles and three pressures vs. Arkansas ... fumble caused and stop behind the line of scrimmage vs. Kentucky ... 3 tackles, 1 sack, and 2 stops for losses vs. Ohio State in the Outback Bowl.

✦**As a redshirt freshman in 1999:** Reserve defensive end played in every game ... 20 tackles (11 solos), 4 stops for -14 yards, and 1 pass deflection.

✦**As a freshman in 1998:** Redshirted.

✦**Personal:** Attended Wilkes County High School in Washington, Ga. ... rated the no. 22 prep defensive line prospect in Georgia by *PrepStar* ... 121 tackles with 14 sacks in 1997 ... lettered in football, basketball, and track four times ... most valuable player and most improved player in football ... member of the honor roll all four years ... criminal justice major at South Carolina ... born Aug. 29, 1979 ... resides in Washington. ✦

Watts Sanderson 62 Tackle

6-5 ✦ 305 ✦ **Rookie**
South Carolina
DOB: Feb. 27, 1980
Tampa, Florida



✦**General:** Emerging talent who was recruited as a defensive lineman ... moved to the offensive side of the ball as a redshirt freshman, serving as a reserve at both tackle positions for three years before starting as a senior.

✦**As a senior in 2002:** All-Southeastern Conference second-team choice by The Sports Xchange ... moved into starting lineup at right tackle, helping the offense generate 3,825 total yards, an average of 318.8 yards per game ... offensive line allowed only 19 quarterback sacks ... 83.3 percent grade as he totaled 72 key blocks/knockdowns ... eight knockdowns as the team totaled 401 total yards vs. New Mexico State ... experienced every lineman's dream early in the

fourth quarter vs. Kentucky, recovering a fumble for a one-yard touchdown ... 10 knockdowns as the offense gained 230 rushing yards vs. Mississippi State.

✦**As a junior in 2001:** Reserve offensive tackle, appearing in seven games ... saw action at both tackle positions, primarily on the left side.

✦**As a sophomore in 2000:** Played in eight games as a reserve left tackle.

✦**As a redshirt freshman in 1999:** Moved from the defensive line to offensive tackle during the fourth week of the season, seeing action in the Kentucky and Arkansas contests.

✦**As a freshman in 1998:** Redshirted.

✦**Personal:** All-Florida and all-county defensive lineman at Tampa Catholic High School ... 62 tackles with 6.5 sacks in 1997 as the team won the district title ... graduated from South Carolina in May, 2002 with a bachelor's degree in retailing ... currently enrolled in post-graduate studies ... born Feb. 27, 1980 ... resides in Tampa. ✦

Antwone Savage 16 Wide Receiver

5-11 ✦ 185 ✦ **Rookie**
Oklahoma
DOB: March 29, 1981
Albany, Georgia



✦**General:** Lean, muscular athlete with good change-of-direction quickness ... very effective on deep outs, posts, and post-corner routes ... dangerous open-field runner who excels as deep threat ... also effective kickoff returner ... *Oklahoma's career leader in kickoff-return average (26), second in receptions (148) and kickoff-return yards (25.9)* ... earned Big 12 Conference honors each year since freshman campaign ... 148 career receptions for 1,908 yards (12.9-yard average) and 13 touchdowns ... 36 kickoff returns for 937 yards, topped only by Buster Rhymes' 1,037 yards (1980-84) in Sooner history ... kickoff-return average of 26 yards topped Lance Rentzel's career (1962-64) record of 25.9 yards ... 168 yards and a touchdown on 18 rushes (9.3-yard average) ... 15 yards on two punt returns (7.5-yard average) ... the impressive sum of those parts is 3,028 career total yards.

✦**As a senior in 2002:** Third with 35 receptions for 438 yards (12.5-yard average) and four touchdowns, returned 12 kickoffs 316 yards (26.3-yard avg.), and recorded five tackles on special teams ... four catches for 42 yards vs. Alabama ... scored on a 17-yard catch vs. Colorado ... 54-yard

(Antwone Savage continued on page 208)

(Antwone Savage continued from page 207)

kickoff return and four receptions for 57 yards and a touchdown against Baylor ... four grabs for 93 yards and a 56-yard score vs. Texas-El Paso ... three kickoff returns for 118 yards, including an 81-yarder vs. Texas ... three kickoff return for 62 yards vs. Oklahoma State ... 49 yards on three receptions vs. Missouri ... closed career with four catches for 52 yards and a 12-yard touchdown vs. Washington State in the Rose Bowl.

✦**As a junior in 2001:** All-Big 12 Conference second-team choice by the league's coaches ... led Sooners wide receivers with 446 yards and five touchdowns, catching 34 passes (13.1-yard average) in four starts at split end ... returned 14 kickoffs for 428 yards (30.6-yard average) and a touchdown ... seven solo tackles and a stop for a 12-yard loss ... outstanding effort vs. Kansas State with long-distance scoring receptions of 63 and 75 yards, threw a 33-yard touchdown pass on a fake punt, and returned four kickoffs 94 yards, a total of 232 all-purpose yards ... three grabs for 30 yards and returned a kickoff 88 yards for a touchdown vs. North Carolina ... seven catches for 84 yards and a touchdown vs. Tulsa, including a 31-yard kickoff return ... 45 receiving yards with a score on five catches against Texas A&M, adding six yards on a reverse, 16 yards on a kickoff return, and a pair of tackles ... played offense, defense, and special teams vs. Texas Tech as he returned a kickoff 56 yards, caught an eight-yard scoring pass, and recorded two tackles, including one for a 12-yard loss ... finished season with one reception and two kickoff returns for 20 yards in the Cotton Bowl vs. Arkansas.

✦**As a sophomore in 2000:** Fort Worth Star-Telegram All-Big 12 Conference first-team pick ... started seven games at split end, **leading Sooners with 48 receptions** for 598 yards (12.5-yard average) and three touchdowns ... 12 rushes for 160 yards (13.3-yard average) and a score ... on special teams, 10 kickoff returns for 193 yards (19.3-yard average), 1 blocked punt, and 3 solo tackles ... began season with five catches for 87 yards and a 31-yard score vs. Texas-El Paso ... six receptions for 63 yards vs. Rice ... seven catches for 116 yards and a 74-yard touchdown vs. Kansas State ... 82 yards and a touchdown on six catches against Baylor ... two receptions for 31 yards and a 32-yard scoring run vs. Texas Tech ... finished season with eight grabs for 76 yards vs. Texas A&M.

✦**As a freshman in 1999:** Named Big 12 Conference freshman-of-the-year by *The Sporting News* ... started six games, catching 31 passes for 426 yards (13.7-yard average) and a touchdown and posting two solo tackles ... highlight of season was a 100-yard receiving effort on six receptions vs. arch-rival Texas. ✦

✦**Personal:** Attended Westover High School, Albany, Ga. ... 2,099 total yards as a senior at quarterback, receiver, and cornerback ... completed 70 of 129 passes for 1,230 yards and 10 touchdowns as a senior ... also rushed for 869 yards on 127 carries (6.8-yard average) and nine touchdowns ... on defense, recorded 26 tackles, 3 tackles for loss, 2 caused fumbles, 1 fumble recovery, and 1 interception return for a 40-yard touchdown ... named the *Albany Herald* all-purpose back ... also a first-team member of the *Albany Herald's* all-Southwest Georgia squad ... communications major at Oklahoma ... born March 29, 1981 in Albany. ✦

Brian Simnjanovski 2

Punter

6-4 ✦ 187 ✦ **Rookie**
San Diego State
DOB: May 29, 1981
Escondido, California



✦**General:** Boasts the top three single-season punting average marks in San Diego State history ... averaged 42.8 yards in 2000, 43.6 in 2001, and 42.1 last year ... three-time all-academic Mountain West Conference selection ... also handled kickoff duties for Aztecs.

✦**As a senior in 2002:** Punted 60 times for 2,524 yards, good for 42.1-yard average in 13 games ... long punt a 61-yarder ... five touchbacks and nine punts inside-the-20.

✦**As a junior in 2001:** Third-best single-season mark in school annals with 43.6-yard average ... boomed 14 punts over 50 yards and nestled 22 boots inside-the-20 ... impressed against Arizona State with 47.4-yard average on eight punts with four over 50 yards and four inside-the-20 ... averaged 46.8 yards at Colorado State.

✦**As a sophomore in 2000:** Ranked 14th nationally, second in the conference, with 42.8-yard average on 55 punts ... also handled kickoff duties with six touchbacks.

✦**As a freshman in 1999:** Handled kickoff duties as walk-on.

✦**Personal:** Did not play football until senior year of high school at Escondido (Calif.) High ... all-valley selection as prep senior ... four-year soccer letterman ... cousin, Jovan Kirovski, was member of U.S. national soccer team ... majored in social science at San Diego State ... born May 29, 1981 in Escondido, Calif. ✦



2002 Review

It began encouragingly.

Arizona entered Head Coach Dave McGinnis' second full season at its helm brimming with optimism. After winning five of their final eight games in 2001, the team, still one of the youngest in the National Football League, continued on the same path at the outset of 2002 by winning four of its first six assignments. The Cardinals jumped to a 3-2 start, the first time since 1991 they sported a record over .500 five games into a season. The next week they improved to their first 4-2 start since 1988.

But it ended in painful resignation.

A new member of the Western Division of the realigned NFL's National Football Conference, the Cardinals headed to San Francisco the eighth week of the season for a first-place divisional showdown with the 49ers. Besides a 38-28 loss, Arizona began to suffer a stunning progression of injuries, primarily on offense, that eventually robbed the squad of its stinger and spelled defeat in nine of the final 10 contests.

Injuries

Injuries unquestionably were the story of the Cardinals' 2002 season.

An imposing offensive line that figured to be the team's anchor didn't play a single game as a unit. The speedy receiving corps was decimated, losing three of its first four members during a two-week mid-season span and eventually its fourth four weeks later. Three different players made starts at running back.

Arizona lost 95 starter and replacement starter games to injury. To compound matters, most of the injuries occurred on offense and most during the season's second half. By the campaign's end, there were 16 players on reserve lists—14 on "injured reserve," two on "reserve/non-football injury."



Dave McGinnis led the 2002 Cardinals through an injury-plagued season.

Eight were starters — wide receiver David Boston (knee), tackle Anthony Clement (triceps), tackle Leonard Davis (knee), outside linebacker Rob Fredrickson (neck), center Mike Gruttadauria (knee), guard Pete Kendall (knee), running back Thomas Jones (hand), and wide receiver Frank Sanders (foot). Four would have been replacement starters — tackle John Fina (ankle), outside linebacker Levar Fisher (knee), wide receiver Bryan Gilmore (leg), and wide receiver/kickoff returner MarTay Jenkins (shoulder).

By comparison, the Cardinals lost just 60 starter games to injury in 2001 when there were only 10 players on "injured reserve" by season's end. Only four were offensive or defensive starters and just two missed over five games.

By the time Arizona traveled to Denver for the regular-season finale, the Cards faced the Broncos without their top four wide receivers (Boston, Gilmore, Jenkins, and Sanders), four

of their five starting offensive linemen (Clement, Davis, Gruttadauria, and Kendall), and the regular running back (Jones) on offense, and one linebacker (Fredrickson) and two defensive backs (cornerback David Barrett, strong safety Adrian Wilson) on defense.

In all, 41 players started games for the 2002 Cardinals.

"I have never experienced anything like it in 17 years (in the NFL)," McGinnis offers, "but it was the reality of what happened. It surprised me we had as many long term injuries as we did."

Injury Fallout

The injury-induced flotsam spawned inspirational and occasionally humorous anecdotes.

Wide receiver and kick returner Kevin Kasper, claimed from Seattle November 22, returned six

kickoffs against Oakland two days later before his first practice as a Cardinal. Two weeks later, he was a starting wide receiver, catching 15 passes for 180 yards and the first three touchdowns of his career in starting assignments in the final four outings.

Following Kasper's 56-yard kickoff return against the Raiders that ended in front of the Cardinals' bench, defensive line coach and Hall of Famer Joe Greene looked at McGinnis and said, "Nice return, Mac. Who was that?"

Wide receiver Nathan Poole, who had participated in Arizona's training camp as a free agent in 2001 and '02 without making the squad either year, was summoned in late October from his post-football job at a children's home in North Carolina to provide depth to the depleted receiving corps. After spending a week on the practice squad, he caught 11 passes for 98 yards in seven appearances, including a start December 8 against Detroit when he caught a pivotal 10-yard touchdown pass in Arizona's 23-20 overtime victory.

Damien Anderson, a rookie free-agent running back from Northwestern, went from the practice squad to starter for Arizona's 16-13 week five victory at Carolina due to injuries to Jones and Marcel Shipp. Anderson outrushed the entire Panther team in his clutch 23-carry (61 yards), three-reception (36 yards), error-free performance that earned him an active-roster spot for the remainder of the season.

Another training-camp call-back, guard Tony Wragge, was re-enrolled at New Mexico State to complete his bachelor's degree. Summoned in late October for offensive-line depth, Wragge left the classroom to pursue his NFL dream in time to appear in three late-season games when o-line injuries mounted, even starting the finale at Denver.

Veteran linebacker Greg Jones, a former Redskin and Bear still looking for an opportunity in early December when the Cardinals called, signed December 11. He played in the final three games, starting the last home assignment vs. San Francisco.

Offense

The Cardinals' offense gamely fought to overcome the unprecedented injuries with a revolving door of players. Only quarterback Jake Plummer, left tackle L.J. Shelton, and tight end Freddie Jones started every game.

The undaunted Plummer eclipsed the 15,000-yard career passing plateau in September. All five of Arizona's victories qualified as "comebacks," raising the six-year veteran's career total to 21. His 80-yard touchdown pass to Shipp at St. Louis on December 15 was the longest completion of Plummer's career and Arizona's longest play from scrimmage in 223 games (93-yard touchdown pass, Neil Lomax to Ernie Jones, December 10,

1988 vs. Philadelphia).

Plummer's 18 touchdown passes equaled his career high.

He finished the season with 284 completions in 530 attempts for 2,972 yards, raising his career totals to 84 games played (82 starts), 1,540 completions in 2,754 attempts for 17,622 yards to rank third in franchise history behind Jim Hart and Neil Lomax, respectively, in all three categories.

Plummer's career-high 283 rushing yards included a 34-yard touchdown run at San Francisco on October 27, the longest rush of his career.

Shelton, dubbed "The Last Man Standing" by teammates as the only offensive lineman to withstand the season's rash of injuries, enjoyed his best campaign. Media covering the team voted him the 2002 Lloyd Herberg Courage Award winner, an accolade given annually to a Cardinal for perseverance and overcoming obstacles in the name of the former *Arizona Republic* sportswriter who covered the team while battling cancer. Shelton fought through a painful early-season ankle injury to start every game and answer the bell for 994 of 1,003 offensive plays.

E. Jones, a high-profile, off-season, free-agent signee, rewarded the team's investment by leading the Cards in receiving with 44 receptions, the fifth-highest tight-end total in team history, for 358 yards. His only touchdown, a 10-yard grab at Carolina on October 6, tied the contest at 13-13 with only 2:38 remaining in the fourth quarter in Arizona's eventual 16-13 victory, their third in the season's first five outings.

F. Jones became the first tight end to lead the Cards in receiving since Hall of Famer Jackie Smith's 41-reception campaign in 1973. Jones' 44 catches also were the most by a Cardinal tight end since Smith grabbed 45 tosses in 1968.

"Freddie Jones is exactly what we wanted," McGinnis assesses. "He was a good acquisition for us."

Unquestionably, Shipp was the brightest light of a dark season. He seized his mid-season opportunity after T. Jones, the starter, broke his hand. In only six starts, the second-year free agent from UMass, utilized almost exclusively on special teams as a rookie, became the Cards' no. 1 rusher (834 yards), no. 1 touchdown scorer (9), no. 2 scorer (54 points), and no. 2 receiver (38 receptions). Shipp's 54 points placed him in a ninth-place NFC scoring tie for non-kickers.

Shipp was on the receiving end of Plummer's 80-yard pass at St. Louis on December 15 and added two rushing touchdowns for three overall, a Cardinal first since Plummer rushed for three six-pointers November 22, 1998 at Washington.

Shipp notched his first career 100-yard rushing effort in his first NFL start November 24 vs. Oakland, logging 135 yards on 16 totes.

(2002 Review continued on page 212)

Shipp finished the season with 1,247 total yards from scrimmage on 226 touches (188 rushes for 834 yards, 38 receptions for 407 yards) to finish with a 5.5-yard average, second in the National Football Conference to Minnesota running back Michael Bennett (5.6-yard average) and fifth in the NFL. Shipp's 5.52-yard average also is the best by a Cardinal since fullback Larry Centers averaged 5.54 yards in 1996 (116 rushes for 425 yards, 99 receptions for 766 yards).

"When Marcel got his chance, he did something with it," McGinnis lauds. "He is only going to get better. Marcel Shipp is a good back."

Shipp was rewarded with a new four-year contract prior to the December 29 season finale at Denver.

Prior to breaking his hand, T. Jones enjoyed his finest day as a professional September 15 at Seattle. He registered 173 yards on 24 carries, both career highs, including a 58-yard third-quarter touchdown burst, the longest run of his career, in the inaugural game at Seahawks Stadium, a 24-13 Arizona victory. Jones' 173-yard day was the best effort by a Cardinal running back since Adrian Murrell rushed for 174 yards at Philadelphia on December 13, 1998.

T. Jones' 173-yard day highlighted Arizona's 249 rushing yards at Seattle, the franchise's best rushing effort in 93 games (267 at New Orleans, September 22, 1996) and its first 200-yard rushing day since amassing 204 yards December 13, 1998 at Philadelphia.

Injuries sent the offensive line into a state of flux from the outset when a preseason game claimed right tackle Clement, who eventually underwent two surgeries for two separate torn triceps injuries. The consequence moved right guard Davis to right tackle and inserted former starter Chris Dishman to right guard. Center Gruttadauria was lost for the remainder of the season when he suffered a knee injury in the season's eighth game vs. St. Louis. He was replaced by Jason Starkey. Left guard Kendall missed the final four games after suffering a knee injury at Kansas City on December 1. Raleigh Roundtree replaced him. Finally, Davis was felled by a knee injury in the next to last game, moving Roundtree to right tackle and introducing Wragge to live fire. Veteran Fina, who, like Roundtree, was signed for depth after the season's first game, was not available to fill any of the voids over the final seven weeks after suffering a severely sprained ankle in a relief role vs. St. Louis in early November.

The speedy receiving corps was left limping. Boston, Jenkins, and Gilmore all were lost for the season in a span of two mid-season games. Sanders followed over the final four outings. The quartet contributed nearly one-third (29 of 95) of the starter games lost.



Second-year running back Marcel Shipp's 80-yard touchdown reception at St. Louis capped the Cardinals' longest play from scrimmage since 1988.

The chief benefactor was speedy rookie Jason McAddley, the former Alabama football and track star and the Cards' fifth-round 2002 draft choice, who spent the first seven weeks of his NFL career "inactive" and the final eight as a starter. He impressed, catching 25 passes for 362 yards and one touchdown. His 113-yard performance on five grabs vs. Seattle November 10 in his first NFL start and his second professional appearance marked the first 100-yard receiving game by a Cardinal rookie since Boston totaled 101 yards vs. the New York Giants on October 10, 1999, a span of 53 games.

Feisty waiver claim Kasper added 32 kickoff returns for 722 yards to his receiving numbers. His three touchdown receptions shared the team lead with Shipp and fullback Joel Makovicka despite appearing in only the final six games with Arizona, including starts in the final four.

Prior to being shelved by injuries, Boston, Jenkins, Sanders, and Gilmore all were contributing. Boston was on pace to lead the squad in receiving again with 25 receptions for 362 yards and one touchdown through eight games. Jenkins logged 21

grabs for 250 yards and one touchdown, a career-long 65-yard pass from Plummer vs. San Diego on September 22. Sanders posted 34 catches for 400 yards and two touchdowns, raising his career totals to 493 receptions for 6,579 receiving yards and 24 touchdowns and starts in 121 of 124 games. His receptions and receiving yardage rank third and fifth, respectively, in franchise history. Gilmore was Arizona's leading "bullet" on punt coverage.

Poole, rookie free agent Jake Soliday (4 receptions, 39 yards), and punt returner Arnold Jackson (five receptions, 42 yards, and his first NFL touchdown) were the other receiving hands on deck.

Handy Steve Bush, a tight end by trade, proved to be one of the most versatile Cardinals by also lending a hand as a blocking fullback and covering the Cards at long-snapper. Bush surpassed his career reception total (16) with 19 catches for 121 yards and his first career touchdown, a one-yard pass from Plummer at St. Louis December 15 in Bush's 80th NFL appearance. Bush's previous touchdown also was a pass from Plummer, a 10-yarder, while they were teammates at Arizona State in 1996.

Rookie tight end Mike Banks was utilized primarily on special teams.

Strong-armed rookie quarterback Josh McCown, a third-round '02 draft choice, received his first taste of NFL action in two relief roles, completing seven of 18 passes for 66 yards.

Defense

Arizona's defense was far more successful avoiding the injury bugaboo. Only two starters—outside linebacker Fredrickson (neck, six games), cornerback Starks (groin, ankle/knee, six games)—and "backer" Levar Fisher (knee, nine games), Fredrickson's likely replacement, missed extensive stretches of playing time. Fredrickson and Fisher ended their seasons on "injured reserve."

The Cards' young defensive line featured second-year ends Kyle Vanden Bosch and Fred Wakefield, and four tackles, rookie Wendell Bryant, the team's first-round draft choice, sophomore Marcus Bell, and veterans Russell Davis and Barron Tanner.

Rookie end Dennis Johnson earned increased playing time as the season wore along, particularly in pass-rushing situations. Over the season's first nine games, the former Kentucky star was "inactive" for three outings and averaged only 12.7 plays per appearance in the other six. But over the Cards' final seven assignments, the former national high school player-of-the-year averaged 27.4 snaps per game. Overall, he appeared in 13 contests, registering 20 total tackles, 0.5 sack, 1 tackle for loss, and 1 pass deflection.

Veteran end Thomas Burke sandwiched only six appearances (13 total tackles), all in the first one-half of the season, between thigh and knee

(arthroscopy) injuries that finally landed him on "injured reserve" for the final four games.

Vanden Bosch returned from reconstructive knee surgery to lead the Cardinals with four quarterback sacks, nine quarterback pressures, and eight tackles for loss.

The 6-7 Wakefield was on Vanden Bosch's heels with three sacks and eight quarterback pressures while leading the defensive line with four deflected passes. The former free agent from Illinois, who has started 27 of 32 games in his first two NFL seasons, was rewarded with a new four-year contract the final week of the season.

The inside rotation of R. Davis, Tanner, Bryant and Bell collectively produced 152 total tackles (87 solos), 7 sacks (-38 yards), 17 quarterback pressures, 1 tackle for loss, 3 pass deflections, 1 forced fumble, and 1 memorable pass interception, Tanner's 17-yard ramble with his first career interception at Washington in the season-opener that Arizona converted into a touchdown and a 10-3 lead in an eventual 31-23 loss. Only Davis was a 16-game starter. Bryant, the Cards' first-round draft choice, ascended to a starting position next to R. Davis over the season's final four weeks. Bryant was brought along slowly after missing training camp and the season's first two outings due to contract negotiations.

Arizona's linebacker trio of Thompson and Fredrickson on the outside and rock-ribbed Ronald McKinnon inside was solid.

McKinnon remained perched in his customary spot as the team's leading tackler with 150 total stops (65 solos), the fourth consecutive season he achieved the feat. During his seventh NFL season, he appeared in his 100th NFL game, made his 500th career solo tackle, and notched his 1,000th career total tackle while starting all 16 games. "Ronnie Mac" improved his career numbers to 109 appearances (93 starts), 1,056 total tackles (560 solos), 10 quarterback sacks, 6 recovered fumbles, and 10 interceptions, and was rewarded with a two-year contract extension that extends his commitment to the Cardinals through 2004.

Thompson enjoyed his finest professional season with two career bests—137 total tackles, 80 solo stops—to finish second to McKinnon in both categories. His one and one-half sacks against the Rams November 3 were the first of his career. Like McKinnon, Thompson started 16 times.

Fredrickson was enjoying another solid season until a neck injury sent him to the sidelines for the final six games. His 64 total tackles (35 solos) still ranked eighth on the club.

The Cardinals lost promising high-motor rookie Fisher one week after Fredrickson to his second knee injury of the season. He missed four early-season games with the first (arthroscopy), the final five with the second (rehabilitation).

(2002 Review continued on page 214)

Second-year backers LeVar Woods (43 total tackles) and Michael Young (18 total tackles) both made starts during the season's second half. Ditto late-season signee G. Jones.

Starks, who won a Super Bowl ring with Baltimore, was signed to headline Arizona's secondary. But nagging injuries (groin, ankle/knee) sidelined (six games) or hampered him for most of the season. In 10 appearances, he registered 60 total tackles (45 solos), 2 interceptions, 6 deflections, and 1 tackle for loss. Both interceptions came against the Rams.

The plucky Barrett (81 total tackles, three interceptions) manned the other corner position. Capable second-year cornerback Renaldo Hill (66 total tackles) replaced Starks and Barrett as injuries dictated. Barrett and Hill shared the team lead with 10 pass deflections and finished fifth and sixth, respectively, in tackles.

Barrett figured prominently in one of Arizona's two defensive touchdowns, intercepting a pass vs. the Rams on November 3 that he lateraled to safety Justin Lucas who raced 35 yards for a touchdown.

Hill recovered two Carolina fumbles in October, a Cardinal single-game first since defensive lineman Michael Bankston recovered two fumbles vs. Washington on October 17, 1993, a span of 143 games.

Together, Starks, Barrett, and Hill missed 10 games due to injuries.

Eight-year veteran Kwamie Lassiter played center field next to strong safety Adrian Wilson.

Lassiter was the Cards' no. 3 tackler (118 total tackles, 68 solos) in his fourth consecutive campaign as a starter. The warrior's streak of consecutive games played reached 110 in the finale at Denver.

Wilson, who joined the Cards in 2001 after leaving North Carolina State a year early, replaced player-turned-soldier Pat Tillman and cracked the 100-total tackle barrier in his first season as a starter. Wilson flashed his ability vs. the Cowboys on October 20 with three pass interceptions, his first '02 sack, and a share of the team tackle lead (McKinnon) with nine total stops (team-leading seven solos). The three interceptions were a Cardinal single-game best since Lassiter's four thefts in the 1998 season capper vs. San Diego that propelled the Cardinals into the playoffs. Three "picks" shared the NFL '02 single-game high. Despite missing the opener (shoulder) and closer (hamstring) with injuries, Wilson was Arizona's no. 4 tackler (110 total, 68 solo) and leading interceptor (4). He also logged 1 forced fumble, 6 pass deflections, 2 tackles for loss, 2 quarterback pressures, and 1.5 sacks.

The valuable Lucas (50 total tackles, 29 solos) made four capable replacement starts for the second consecutive year. He authored Arizona's only

two defensive touchdowns of the season. In the Cards' 21-7 September 29 victory vs. the Giants, Lucas returned his second career interception 38 yards for his first NFL touchdown, a stunning conclusion to first-half play that seized the game's momentum for Arizona. New York, nursing a 7-0 lead, attempted a pass toward its sideline with 14 seconds remaining in the second quarter from its own 32-yard line. Lucas timed the throw perfectly, intercepted it, and raced down the sideline for a game-tying touchdown in a contest the Cards won with two fourth-quarter touchdowns.

On November 3 vs. St. Louis, Lucas took the lateral from Barrett following his interception and raced 35 yards into the end zone.

Lucas, who also recovered two fumbles on special teams and deflected a pass that Hill intercepted against San Francisco on December 21, was Arizona's top tackler among non-starters.

Like Lucas, cornerback and special-teams stalwart Coby Rhinehart proved invaluable. The Cards' special-teams leader in tackles (12 solos, six assists) and blocks (65), Rhinehart also made his first two career starts from scrimmage (vs. Oakland, October 24; at Denver, December 29), intercepted his first pass (at Carolina, October 6) leading to Arizona's game-tying touchdown drive), and returned his first punt (18 yards vs. San Francisco, December 21). He collected 18 total tackles (16 solos), 2 tackles for loss, 2 deflections, and 1 interception from scrimmage.

Speedy reserve Michael Stone acquitted himself as a primary special-teams "gunner" when the injuries began to roll downhill. He played sparingly from scrimmage.

Special Teams

Kicker Bill Gramatica rebounded from his 2001 knee reconstruction to lead the Cards in scoring with 74 points on 15-for-21 field-goal kicking and 29 extra points in as many attempts.

The highlights of his season decided three of Arizona's five victories. In order, they were a 50-yard game-winning field goal with 16 seconds remaining October 6 at Carolina, a 40-yard walk-off overtime three-point decider vs. Dallas October 20, and three late field goals vs. Detroit that cut the Lions' lead to 20-17 with 5:30 remaining in the fourth quarter (29 yards), tied the contest with 3:23 to play (41 yards) in regulation with a field goal, and won the tussle with 10:48 to play in overtime (42 yards). The clutch boot at Carolina equaled Gramatica's longest career field goal. The game-winner vs. Dallas was his third, providing all the Cards' points in their 9-6 triumph.

Arizona's offensive struggles prompted a busy season for punter Scott Player. The five-year veteran, two seasons removed from his first Pro Bowl appearance, punted 88 times for 3,864 yards, a 43.9-yard average ranking second in the NFC and

third in the NFL. Player caressed 28 "inside-the-20" punts, including a career-best five vs. the Cowboys, against only 10 touchbacks. His net average was a respectable 35 yards.

Player also earned the dubious distinction of having one punt returned for a touchdown in three consecutive games—at Kansas City (Dec. 1), vs. Detroit (Dec. 8), and at St. Louis (Dec. 15)—an NFL record.

New long-snapper Nathan Hodel was flawless.

Jackson served as Arizona's punt returner for the second straight season. In 31 opportunities, he averaged 5.9 yards per try with a long of 22 yards.

Three players—Jenkins, Anderson, and Kasper—returned 12 or more kickoffs.

Jenkins, one of the NFL's best and fastest at the specialty, was purring along with 20 returns for 559 yards (28-yard average) and one spectacular touchdown before his shoulder injury. At Seattle, the speed merchant turned a 13-10 Seattle lead into a 17-13 Arizona advantage with a 95-yard kickoff return for a touchdown. His 28-yard average qualified to lead the NFL at season's end.

Anderson assumed the duty long enough to return 12 kicks 227 yards (20-yard average) prior to Kasper's arrival.

Kasper, the fiery former Bronco and Seahawk, returned 32 kicks 722 yards in six games as a Cardinal, averaging 22.6 yards per attempt. For the season, Kasper accumulated 55 returns for 1,300 yards (23.6-yard average). His three-team 1,300-yard total ranked fourth in the NFL.

Notes From The Nest

Arizona's 9-6 victory over Dallas October 20 was accomplished without benefit of a touchdown, a franchise first in 123 games (12-6 vs. Philadelphia, November 20, 1994) ... the Cards' 49-0 loss at Kansas City December 1 was the most one-sided setback in franchise history, the first shutout it suffered in 105 games (31-0 vs. New England, September 15, 1996), and the largest margin in the NFL since 1989 (Cleveland 51, Pittsburgh 0) ... the Cards converted 99 of 230 third-down opportunities (43 percent), the second best percentage in team history (102 of 221, 46.2 percent, 1993) ... Arizona held Detroit to 203 yards in its 23-20 overtime win December 8, the lowest opponent total in 89 games (167 at Tampa Bay, September 28, 1997) ... the Cards held the Giants to just two first downs rushing on September 29, a team best since Detroit managed only one on November 14, 1999, a span of 43 games ... in the same contest, Arizona converted 10 third-down situations, the most by the Cardinals in 90 games (11 at Washington, November 10, 1996) ... Denver rookie running back Clinton Portis rushed for a Cardinal opponent record of 228 yards on 24 carries in the December 29 season finale at Denver.



Middle linebacker Ronald McKinnon led Arizona in solo tackles for the fourth consecutive season.

New Stadium

The Cardinals' biggest victory of 2002 occurred off the field when the final political hurdles to begin construction of their new \$355.3 million stadium in west suburban Phoenix were cleared.

Groundbreaking for the retractable-roof, retractable-field multipurpose sports facility in Glendale, a west suburb of Phoenix, which will seat approximately 63,000 for Cardinals' games and expand to over 75,000 for Super Bowls and Fiesta Bowls, was held April 12, 2003. The Cardinals will kick off in their new home in 2006. ♣

2002 Game Summaries

Redskins 31, Cardinals 23

September 8, 2002, FedEx Field Stadium (85,140)

Washington's second-half offensive explosion spoiled Arizona's season-opener at FedEx Field. Poised to ruin the NFL head-coaching debut of the Redskins' Steve Spurrier with a 13-10 halftime lead, the Cardinals were victimized by Washington touchdowns on its first three second-half possessions—three-yard Stephen Davis run, 43-yard Shane Matthews-to-Rod Gardner pass, and 17-yard Matthews-to-Derrius Thompson pass. The three drives, covering 71, 70, and 58 yards, respectively, devoured 9:02 off the clock, contributing to Washington's 34:24-25:36 time-of-possession advantage. The Arizona offense, despite tallying 23 points and gaining 257 yards, sputtered inside Washington's 30-yard line, settling for two Bill Gramatica field goals. Arizona's defense led the Cards to their first touchdown when tackle **Barron Tanner** rammed 17 yards to Washington's eight-yard line with his first career interception. Two plays later, quarterback Jake Plummer scampered into the end zone from seven yards out to stake Arizona to a 10-3 lead. Despite Washington's second-half blitz, the Cardinals contended. Trailing 31-16 early in the fourth quarter, Plummer found wide receiver David Boston with a 29-yard touchdown pass, cutting Washington's breathing room to 31-23 with 10:30 to play. Arizona forced punts on Washington's next three possessions, but the Cards were stymied all three times at their end of the field, punting twice prior to an interception of Plummer that decided the outcome. Boston posted seven receptions for 138 yards, his 15th career 100-yard game.

Scoring Summary

	1	2	3	4	OT	F
Arizona	10	3	3	7	—	23
Washington	3	7	14	7	—	31
Wash. • 1 • 8:41.....Conway 35-yard FG						
Ariz. • 1 • 2:59.....Gramatica 36-yard FG						
Ariz. • 1 • 0:10.....Plummer 7-yard run (Gramatica PAT)						
Wash. • 2 • 10:10.....Lockett 26-yard pass from Matthews (Conway PAT)						
Ariz. • 2 • 3:13.....Gramatica 20-yard FG						
Wash. • 3 • 9:51.....Davis 3-yard run (Conway PAT)						
Ariz. • 3 • 8:14.....Gramatica 39-yard FG						
Wash. • 3 • 6:28.....Gardner 43-yard pass from Matthews (Conway PAT)						
Wash. • 4 • 12:08.....Thompson 17-yard pass from Matthews (Conway PAT)						
Ariz. • 4 • 10:39.....Boston 29-yard pass from Plummer (Gramatica PAT)						

Team Statistics

	Cardinals	Redskins
First Downs	14	21
Total Net Yards	257	442
Rushing (Att.-Yards)	21-70	32-122
Passing (A-C-I-Yards)	36-14-187	40-28-1-320
Sacks Against-Yards	0-0	1-7
Punts-Yardage	5-45.4	4-52.8
Fumbles-Lost Fumbles	1-0	0-0
Penalties-Yardage	1-5	7-56
Time of Possession	25:36	34:24

Individual Statistics

Rushing

Cardinals.....	T. Jones 17-54; Plummer 3-11; TD; Sanders 1-5
Redskins.....	Davis 26-104; TD; Thompson 1-13; Watson 1-5; Matthews 4-0.

Passing

Cardinals.....	Plummer 14-36, 187, TD, int.
Redskins.....	Matthews 28-40, 327, 3 TDs, int.

Receiving

Cardinals.....	Boston 7-138, TD; T. Jones 3-7; Makovicka 2-14; Jenkins 1-18; F. Jones 1-10.
Redskins.....	Gardner 7-131, TD; Davis 7-46; Thompson 4-45, TD; Lockett 3-34, TD; Watson 3-22.

Sacks

Cardinals.....	Wakefield 1 (-7 yards).
Redskins.....	None.

Leading Tacklers

Cardinals.....	McKinnon 15 (7 solos); Thompson 11 (6 solos); Barrett 10 (7 solos); Lassiter 10 (7 solos); Fredrickson 10 (4 solos).
Redskins.....	Armstead 8 (3 solos); Trotter 6 (5 solos); Bailey 5 (4 solos); Terrell 5 (3 solos).

Cardinals 24, Seahawks 13

September 15, 2002, Seahawks Stadium (63,104)

Arizona amassed 249 rushing yards (7.1-yard average), the team's best effort in 93 games (267 at New Orleans, Sept. 22, 1996), leading the Cardinals to a 24-13 victory in a contest pitting the two new members of the NFC Western Division in the inaugural game at Seahawks Stadium. It was Arizona's first 200-yard team rushing effort since Dec. 13, 1998 (204 at Philadelphia). Third-year running back Thomas Jones posted career highs of 173 yards rushing and 24 carries, including a 58-yard third-quarter touchdown burst, the longest run of his career, to knot the score at 10-10. After Seattle regained the lead with its second field goal early in the fourth quarter, speedy MarTay Jenkins returned the ensuing kickoff 95 yards for a touchdown and a 17-13 Arizona lead. After forcing a punt, the Cards methodically put the game away on their next possession, a 13-play, 90-yard, clock-chewing (7:36) march that wide receiver Frank Sanders capped with his first reception of the season, a four-yard touchdown toss from quarterback Jake Plummer. The drive highlighted a dominant fourth quarter for the Cardinals who gained yardage (96) on every play (16) and completed every pass attempt (four). The Cardinals' defense, besides limiting Seattle to 81 yards rushing, turned opportunistic in its own territory, holding Seattle to 10 points on six possessions inside Arizona's 30-yard line. Safety Kwamie Lassiter forced a fumble at Arizona's six-yard line that cornerback **David Barrett** recovered and returned 21 yards in the second quarter, and the Seahawks bobbled the hold on a field-goal attempt from the Cards' 17-yard line that resulted in a failed fourth-down rushing attempt by holder Matt Hasselbeck. Ironically, the Cardinals also were Seattle's opposition for the opening of the Kingdom on Sept. 12, 1976, a contest the Cardinals also won, 30-24.

Scoring Summary

	1	2	3	4	OT	F
Arizona	3	0	7	14	—	24
Seattle	3	7	0	3	—	13
Sea. • 1 • 9:09.....Lindell 46-yard FG						
Ariz. • 1 • 3:05.....Gramatica 23-yard FG						
Sea. • 2 • 4:10.....Mili 1-yard pass from Diller (Lindell PAT)						
Ariz. • 3 • 11:59.....T. Jones 58-yard run (Gramatica PAT)						
Sea. • 4 • 12:52.....Lindell 19-yard FG						
Ariz. • 4 • 12:41.....Jenkins 95-yard kickoff ret. (Gramatica PAT)						
Ariz. • 4 • 3:18.....Sanders 4-yard pass from Plummer (Gramatica PAT)						

Team Statistics

	Cardinals	Seahawks
First Downs	19	26
Total Net Yards	347	426
Rushing (Att.-Yards)	35-249	29-81
Passing (A-C-I-Yards)	22-10-1-98	47-29-0-345
Sacks Against-Yards	2-9	1-7
Punts-Yardage	6-41.7	3-44.0
Fumbles-Lost Fumbles	2-0	2-1
Penalties-Yardage	7-42	7-35
Time of Possession	29:00	31:00

Individual Statistics

Rushing

Cardinals.....	T. Jones 24-173, TD; Shipp 8-39; Plummer 2-27.
Seahawks.....	Alexander 17-37; Morris 7-35.

Passing

Cardinals.....	Plummer 10-22, 107, TD, int.
Seahawks.....	Diller 29-47, 352, TD.

Receiving

Cardinals.....	Boston 4-49; T. Jones 2-18.
Seahawks.....	Jackson 10-174; Alexander 6-46; Robinson 5-82.

Sacks

Cardinals.....	Fredrickson 1 (-7 yards).
Seahawks.....	Brown 1 (-6 yards); Bernard 1 (-3 yards)

Leading Tacklers

Cardinals.....	McKinnon 11 (8 solos); Fredrickson 10 (6 solos); Barrett 9 (7 solos).
Seahawks.....	Bell 10 (8 solos); Brown 9 (8 solos); Kacyvenski 7 (5 solos); Robertson 7 (4 solos).

Chargers 23, Cardinals 15

September 22, 2002 Sun Devil Stadium (28,980)

Three Arizona turnovers and a blocked Cardinal punt turned into 23 unanswered San Diego points, leading the undefeated Chargers to a 23-15 victory in the Cards' home opener. The Cardinals tallied the first touchdown of the season against San Diego's stout defense in the first quarter when quarterback Jake Plummer hit speedy wide receiver MarTay Jenkins with a 65-yard touchdown pass, his career long. Then the turnovers began. Late in the first quarter, Charger defensive end Marcellus Wiley intercepted Plummer at Arizona's 46-yard line and returned the pickoff to the Cardinal six. LaDainian Tomlinson tied the game on a four-yard rush two plays later. Cardinal running back Thomas Jones fumbled at San Diego's 43-yard line on Arizona's next possession. The Chargers drove 62 yards in 10 plays for another Tomlinson touchdown, this one from two yards away. After a scoreless third quarter, the Chargers blocked a Scott Player punt deep in Cardinal territory that rolled out of the end zone for a safety. On Arizona's ensuing possession, Charger linebacker Donnie Edwards returned an interception of Plummer 20 yards for a touchdown. The Cardinals made it interesting with their final two possessions, trailing 23-7 with 11:23 to play in the fourth quarter. Plummer capped the first drive with his second touchdown pass, a 31-yarder to running back Marcel Shipp, his first career score, plus a two-point conversion toss to wide receiver Frank Sanders. Then following defensive back Justin's Lucas' first career interception that gave the Cardinals a final opportunity, Plummer drove Arizona to San Diego's 10-yard line with 1:39 to play before tossing four incompletions that ended the threat and decided the outcome. Ex-Charger tight end Freddie Jones led Arizona with five receptions. Plummer bettered 15,000 career passing yards on his early touchdown toss to Jenkins. The game was played in 100-degree heat.

Scoring Summary

	1	2	3	4	OT	F
San Diego	0	14	0	9	—	23
Arizona	7	0	0	8	—	15

Ariz. • 1 • 10:11Jenkins 65-yard pass from Plummer (Gramatica PAT)

S.D. • 2 • 14:56Tomlinson 4-yard run (Christie PAT)

S.D. • 2 • 5:03Tomlinson 2-yard run (Christie PAT)

S.D. • 4 • 14:44Punt blocked by Polk declared dead in end zone for a safety.

S.D. • 4 • 11:23Edwards 20-yard interception return (Christie PAT)

Ariz. • 4 • 9:30Shipp 31-yard pass from Plummer (Plummer-Sanders pass 2-pt. conversion)

Team Statistics

	Chargers	Cardinals
First Downs	19	15
Total Net Yards	289	297
Rushing (Att.-Yards)	34-125	21-97
Passing (A-C-I-Yards)	31-17-1-164	36-18-2-200
Sacks Against-Yards	2-17	3-29
Punts-Yardage	6-38.7	5-39.6
Fumbles-Lost Fumbles	0-0	1-1
Penalties-Yardage	8-80	2-25
Time of Possession	34:17	25:43

Individual Statistics

Rushing

ChargersTomlinson 26-91; Brees 3-21.

CardinalsT. Jones 17-73; Plummer 3-17.

Passing

ChargersBrees 17-31, 181, int.

CardinalsPlummer 16-36, 229, 2 TDs, 2 ints.

Receiving

ChargersCorway 7-92; Tomlinson 5-25; Alexander 3-44.

CardinalsF. Jones 5-39; Jenkins 2-70, TD; Boston 3-57.

Sanders 2-11.

Sacks

ChargersDingle 1 (-13); Johnson 1 (-8 yards); Wiley 1 (-8 yards).

CardinalsTanner 1 (-10 yards); Vanden Bosch 1 (-7 yards).

Leading Tacklers

ChargersSeau 9 (5 solos); Beckett 6 (5 solos); Edwards 5 (5 solos).

CardinalsMcKinnon 11 (5 solos); Hill 10 (8 solos); Fredrickson 9 (7 solos); Lassiter 8 (5 solos).

Cardinals 21, Giants 7

October 29, 2002 Sun Devil Stadium (30,014)

Arizona's defense upstaged its stout Giant counterpart, holding New York scoreless following its 46-yard opening-drive touchdown. Two reserves turned the tide for Arizona. Defensive back Justin Lucas brought the first half to a stunning conclusion with only 14 seconds remaining and the Giants sitting at their own 32-yard line following a missed 42-yard field-goal attempt by Card Bill Gramatica. Lucas intercepted a pass from Giant quarterback Kerry Collins intended for running back Tiki Barber and raced 38 yards down the New York sideline for his first career touchdown with four seconds remaining, knotting the score at 7-7. After a scoreless third quarter, running back Marcel Shipp, in relief of hobbled starter Thomas Jones, tallied touchdowns on consecutive fourth-quarter Arizona possessions, a seven-yard reception from quarterback Jake Plummer and a 10-yard run. Shipp contributed 125 total yards—92 rushing, 39 receiving. All three figures were career highs. Arizona's defensive dominance was particularly evident in the second half when five of New York's six possessions lasted four plays or less and the G-men gained only 121 total yards (29 rushing, 92 passing). The Cards' defense held the Giants to just two first downs rushing, a team best since Detroit managed only two on Nov. 14, 1999, a span of 43 games. The Cards forced three turnovers (two interceptions, one fumble recovery) to gain a giveaway-takeaway edge (3-1) for the first time in 2002. Offensively, Arizona converted 10 third-down conversions, its highest total in 90 games (11, Nov. 10, 1996 at Washington). Arizona's 14-point margin of victory was its largest against the Giants since its 19-0 shutout in 1992. Both teams gained 263 total yards. Speedy wide receiver Bryan Gilmore made his first NFL reception, a 14-yarder, during the Cards' go-ahead touchdown drive. Plummer, an economical 23-for-32, 168 yards and Shipp's touchdown, avoided interception for the first time in 2002.

Scoring Summary

	1	2	3	4	OT	F
N.Y. Giants	7	0	0	0	—	7
Arizona	0	7	0	14	—	21

NYG • 1 • 8:38Barber 6-yard run (Bryant PAT)

Ariz. • 2 • 0:04Lucas 38-yard interception return (Gramatica PAT)

Ariz. • 4 • 10:36Shipp 7-yard pass from Plummer (Gramatica PAT)

Ariz. • 4 • 2:13Shipp 10-yard run (Gramatica PAT)

Team Statistics

	Giants	Cardinals
First Downs	14	18
Total Net Yards	263	263
Rushing (Att.-Yards)	17-67	36-102
Passing (A-C-I-Yards)	36-19-2-196	32-23-0-161
Sacks Against-Yards	1-3	1-7
Punts-Yardage	5-41.2	5-41.0
Fumbles-Lost Fumbles	1-1	2-1
Penalties-Yardage	10-110	5-35
Time of Possession	23:55	36:05

Individual Statistics

Rushing

GiantsBarber 13-55; M. Allen 1-10; Dayne 3-2.

CardinalsShipp 17-92, TD; Jones 11-10; Plummer 7-9.

Passing

GiantsCollins 19-36, 199, 2 TDs.

CardinalsPlummer 23-32, 168, TD.

Receiving

GiantsBarber 6-48; Shockey 4-56; Hilliard 4-56; Toomer 4-32.

CardinalsJenkins 6-33; Shipp 5-39, TD; F. Jones 5-34; Sanders 3-28.

Sacks

GiantsStrahan 1 (-7 yards).

CardinalsVanden Bosch 1 (-3 yards)

Leading Tacklers

GiantsD. Jones 10 (8 solos); Williams 9 (8 solos); W. Allen 7 (7 solos); Barrow 7 (5 solos).

CardinalsWilson 8 (5 solos); McKinnon 7 (5 solos); Thompson 6 (1 solo); Hill 5 (5 solos).

(Game Summaries continued on page 218)

Cardinals 16, Panthers 13October 6, 2002  Ericsson Stadium (72,286)

The Cardinals scored 10 points on their final two possessions to earn their second consecutive victory, climb over .500 (3-2) after five games for the first time since 1991, and notch quarterback Jake Plummer's 19th career comeback. Two of kicker **Bill Gramatica's** three field goals ended the scoring of a defensive first half with Carolina leading 7-6 on the strength of a 31-yard touchdown pass from quarterback Rodney Peete to wide receiver Isaac Byrd late in the second quarter. For the second consecutive week, Arizona's defense was stellar in the second half, limiting the Panthers to 141 total yards (24 rushing, 117 passing), 7 first downs, and 33 plays while forcing three turnovers—one fumble (forced by linebacker **Ray Thompson**, recovered by cornerback **Renaldo Hill**) and two interceptions (cornerback **Coby Rhinehart**, safety Kwame Lassiter). Five of Carolina's seven second-half possessions lasted five plays or less. Trailing 13-6 with 5:44 remaining in the fourth quarter, the Cards began their seven-play, 63-yard, game-tying march following Rhinehart's interception. A 37-yard third- and 13-reception by wide receiver Frank Sanders keyed the drive; a 15-yard tight end screen pass to **Fredde Jones** for his first Cardinal touchdown highlighted it with 2:38 remaining. After forcing a Carolina punt, the Cards began their game-winning march from their 21-yard line with 1:26 to play. Plummer glided the Cardinals into field-goal range at the Panthers' 32-yard line in seven plays. Gramatica's third field goal of the day, a 50-yard game-winner, equalled his career long. Rookie running back **Damien Anderson**, activated from the practice squad two days earlier, gained 61 yards rushing on 23 carries to outrush the entire Carolina team (24-58). Hill recovered both Carolina fumbles, a Cardinal single-game first since 1993 (2, defensive lineman Michael Bankston at Washington, Oct. 17, 1993), a span of 143 games.

Scoring Summary

	1	2	3	4	OT	F
Arizona	0	6	0	10	—	16
Carolina	0	7	6	0	—	13

Ariz. • 2 • 8:44Gramatica 41-yard FG**Caro. • 2 • 1:58Byrd 31-yard pass from Peete (Graham PAT)****Ariz. • 2 • 0:15Gramatica 28-yard FG****Caro. • 3 • 8:52Graham 32-yard FG****Caro. • 3 • 1:29Graham 48-yard FG****Ariz. • 4 • 2:38F. Jones 15-yard pass from Plummer (Gramatica PAT)****Ariz. • 4 • 0:16Gramatica 50-yard FG****Team Statistics**

	Cardinals	Panthers
First Downs	18	12
Total Net Yards	312	244
Rushing (Att.-Yards)	29-91	24-58
Passing (A-C-I-Yards)	40-18-1-221	32-23-0-161
Sacks Against-Yards	1-0	2-10
Punts-Yardage	7-46.9	5-47.0
Fumbles-Lost Fumbles	1-0	2-2
Penalties-Yardage	6-62	6-45
Time of Possession	31:26	31:26

Individual Statistics**Rushing**

Cardinals.....Anderson 23-61; Plummer 3-15; Makovicka 2-10;

Panthers.....L. Smith 18-49; Peete 2-6.

Passing

Cardinals.....Plummer 18-40, 221, TD, int.

Panthers.....Peete 20-34, 196, TD, 2 int.

Receiving

Cardinals.....Sanders 4-70; Boston 3-43; Anderson 3-36;

Panthers.....S. Smith 5-79; Byrd 5-77, TD; L. Smith 5-17.

Sacks

Cardinals.....Bryant 1.5 (-7.5 yards); Vandien Bosch 0.5 (-2.5 yards).

Panthers.....Rucker 1 (0 yards).

Leading Tacklers

Cardinals.....Thompson 11 (7 solos); Vandien Bosch 9 (3 solos);

Panthers.....Morgan 12 (10 solos); Fields 6 (6 solos); Rucker 5 (5

solos); Grant 5 (4 solos).

Cardinals 9, Cowboys 6October 20, 2002  Sun Devil Stadium (59,702)

Four Cardinal interceptions of Dallas quarterback Quincy Carter, including three by strong safety **Adrian Wilson**, and three **Bill Gramatica** field goals paced Arizona to its third consecutive victory, a share of first place in the NFC West, its first 4-2 start since 1988, its fourth straight home-field success against Dallas, back-to-back home wins for the first time since 1999, and its third consecutive overtime win over five seasons. The Cards' triumph was accomplished without benefit of a touchdown, a team first in 123 games (12-6 vs. Philadelphia, Nov. 20, 1994), and qualified as quarterback Jake Plummer's 20th career "comeback" and his fourth of the season. The four Cardinal interceptions were made in Arizona territory, including two (Hill and Wilson's third) in the Cardinal end zone to snuff two Dallas drives that had reached the Cards' 14-yard line. Wilson became the first Cardinal to intercept three or more passes since Kwame Lassiter pilfered four in the 1998 regular-season finale against San Diego. Arizona settled for Gramatica's first two field goals (41, 23 yards) on its first and final first-half possessions on drives that stalled at the Cowboys' 23- and live-yard lines, respectively. The only Dallas points against an inspired Arizona defense came midway through the third quarter on a 78-yard touchdown pass from Carter to wide receiver Antonio Bryant. The extra-point attempt failed when the center snap was mishandled. Both teams missed fourth-quarter field-goal attempts (Arizona two, Dallas one), sending the game into overtime. Each team had two overtime possessions. Following three punts, Arizona ended the drama with an eight-play, 45-yard drive prior to Gramatica's 40-yard walk-off game-winning field goal. Cardinal punter **Scott Player** registered five inside-the-20 punts in seven kicks, including his first four, that sentenced five Dallas possessions to begin at its own 18-, 6-, 2-, 10-, and 17-yard lines, respectively. Cowboy running back Emmitt Smith's 82 rushing yards pulled him within 93 yards of breaking Walter Payton's NFL career rushing record (16,726 yards).

Scoring Summary

	1	2	3	4	OT	F
Dallas	0	0	6	0	0	6
Arizona	3	3	0	0	3	9

Ariz. • 1 • 10:50Gramatica 41-yard FG**Ariz. • 2 • 0:00Gramatica 23-yard FG****Dallas • 3 • 7:50Bryant 78-yard pass from Carter (PAT kick aborted)****Ariz. • 5 • 3:10Gramatica 40-yard FG****Team Statistics**

	Cowboys	Cardinals
First Downs	14	22
Total Net Yards	342	380
Rushing (Att.-Yards)	36-148	38-152
Passing (A-C-I-Yards)	22-13-4-194	46-23-0-228
Sacks Against-Yards	2-8	1-4
Punts-Yardage	7-39.1	7-41.6
Fumbles-Lost Fumbles	1-0	1-1
Penalties-Yardage	6-59	2-15
Time of Possession	30:57	40:53

Individual Statistics**Rushing**

Cowboys.....Smith 22-82; Hambrick 5-34; Carter 6-14; Galloway 1-11.

Cardinals.....T. Jones 22-68; Plummer 4-46; Shipp 11-33; Jenkins 1-5.

Passing

Cowboys.....Carter 13-22; 202, TD, 4 int.

Cardinals.....Plummer 23-46, 232.

Receiving

Cowboys.....Scott 4-36; Bryant 3-96, TD; Galloway 2-39; Hambrick 2-7.

Cardinals.....Boston 6-110; Jenkins 5-38; Sanders 4-27; Jones 3-17;

Bush 2-22; F. Jones 2-4.

Sacks

Cowboys.....Roy Williams 1 (-4 yards).

Cardinals.....Wilson 1 (-6 yards); R. Davis 1 (-2 yards).

Leading Tacklers

Cowboys.....Cockley 11 (9 solos); Seale 9 (7 solos); Hardy 7 (7 solos).

Cardinals.....Wilson 9 (7 solos); McKinnon 4 (4 solos); Thompson 8

(6 solos); Hill 7 (6 solos).

49ers 38, Cardinals 28

October 27, 2002 • 3Com Park (67,173)

San Francisco scored 24 unanswered points on its first four possessions and 31 points on six first-half drives to take a commanding 31-7 halftime lead. Three of Arizona's four turnovers resulted in 17 of the 49ers' first 24 points. San Francisco's three first-half touchdowns were long passes to its wide receivers—21 and 61 yards to Terrell Owens, 47 yards to Tai Streets. The spunky Cardinals rallied with rushing touchdowns (Jake Plummer, 34 yards; Marcel Shipp, 11 yards; Thomas Jones, seven yards) on their first three second-half possessions to cut San Francisco's leads to 31-21 and 38-28. (Shipp also tallied the Cardinals' first touchdown with a seven-yard second-quarter run.) The Cards threatened to pull within one possession of the 49ers' seemingly insurmountable lead with six minutes to play, reaching San Francisco's 25-yard line on their next possession. But Plummer's third interception, all by San Francisco safety Ronnie Heard, ended Arizona's final drive. Versatile Mar-Tay Jenkins registered 210 all-purpose yards with eight kickoff returns (164 yards) and four receptions (46 yards). Plummer's 34-yard touchdown scramble was the longest scoring run of his career. Heard's three interceptions were a first against the Cardinals in 49 games (Champ Bailey vs. Washington, Oct. 17, 1999). Ditto San Francisco quarterback Jeff Garcia's four touchdown passes in 48 games (Drew Bledsoe vs. New England, Oct. 31, 1999). The Cards, failing to force a turnover for the first time in 2002, were minus four in giveaway/lakeaway for the first time in 51 outings (Oct. 3, 1999 at Dallas).

Scoring Summary

	1	2	3	4	OT	F
Arizona	0	7	14	7	0	28
San Francisco	17	14	0	7	0	38
S.F. • 1 • 13:12.....Cortez 45-yard FG						
S.F. • 1 • 7:19.....Owens 21-yard pass from Garcia (Cortez PAT)						
S.F. • 1 • 4:13.....Streets 47-yard pass from Garcia (Cortez PAT)						
S.F. • 2 • 14:05.....Barlow 5-yard run (Cortez PAT)						
Ariz. • 2 • 9:22.....Shipp 7-yard run (Gramatica PAT)						
S.F. • 2 • 0:12.....Owens 61-yard pass from Garcia (Cortez PAT)						
Ariz. • 3 • 11:18.....Plummer 34-yard run (Gramatica PAT)						
Ariz. • 3 • 3:27.....Shipp 11-yard run (Gramatica PAT)						
S.F. • 4 • 14:55.....Barlow 9-yard pass from Garcia (Cortez PAT)						
Ariz. • 4 • 8:23.....T. Jones run (Gramatica PAT)						

Team Statistics

	Cardinals	49ers
First Downs	23	18
Total Net Yards	420	357
Rushing (Att.-Yards)	27-151	29-105
Passing (A-C-I-Yards)	36-24-3-269	28-18-0-252
Sacks Against-Yards	3-17	1-0
Punts-Yardage	2-37.5	4-38.8
Fumbles-Lost Fumbles	4-1	1-0
Penalties-Yardage	7-65	3-25
Time of Possession	32:27	27:33

Individual Statistics

Rushing

Cardinals.....T. Jones 15-54, TD; Plummer 5-48, TD; Shipp 6-27, 2 TDs; Boston 1-22.
49ers.....Barlow 18-51, TD; Hearts 5-35; Garcia 5-14.

Passing

Cardinals.....Plummer 24-36, 286, 3 int.
49ers.....Garcia 18-28, 252, 4 TDs.

Receiving

Cardinals.....Boston 6-83; Sanders 6-76; F. Jones 5-42; Jenkins 4-17.
49ers.....Owens 8-132, 2 TDs; Barlow 4-35; Hearst 3-16; Streets 2-62, TD.

Sacks

Cardinals.....Wakelield 1 (0 yards)
49ers.....Okeator 1 (-8 yards); Young 1 (-6 yards); Carter 1 (-3 yards).

Leading Tacklers

Cardinals.....McKinnon 11 (5 solos); Lassiter 9 (5 solos); Vanden Bosch 8 (5 solos).
49ers.....Smith 9 (9 solos); Webster 9 (7 solos); Ulbrich 6 (6 solos); Peterson 6 (5 solos).

Rams 27, Cardinals 14

November 3, 2002 • Sun Devil Stadium (47,819)

The Rams' ball-control offense, fueled by running back Marshall Faulk, combined with an effective St. Louis defense that limited the Cardinals to offensive lows in most major categories (235 total yards, 52 offensive plays, 64 rushing yards, 19 rushing attempts, 13 first downs, and 24:32 time of possession) to post a 27-14 victory, their first in Arizona. Faulk's 178 rushing yards were the most against the Cards in 27 games (216, Corey Dillon at Cincinnati, Dec. 3, 2000). Faulk added 58 yards with five receptions, giving him 236 total yards, the NFC 2002 best. Two costly Cardinal turnovers in St. Louis territory—first-quarter pass interception from the 47-yard line, second-quarter muffed center snap at the 19-yard line—aborted Arizona scoring threats. A second-quarter eight-yard touchdown pass from quarterback Jake Plummer to wide receiver Frank Sanders blunted the Rams' 17-point first half. Following a scoreless third quarter, Arizona safety Justin Lucas thrust Arizona into contention when he tallied his and Arizona's second defensive touchdown of the season to cut the St. Louis lead to 17-14 with 10:36 to play in the fourth quarter. Cornerback David Barrett intercepted St. Louis quarterback Marc Bulger at the Rams' 38-yard line, returning his pickoff three yards before laterally to Lucas who raced the final 35 yards to paydirt. The Rams iced the outcome by scoring 10 points on their two ensuing possessions that included Faulk rushes on 11 of 15 plays for 66 yards and a touchdown (13 yards). Sanders' six receptions moved him into third place on the Cardinals' career list with 485 catches. Third-year linebacker Ray Thompson recorded one and one-half sacks for -16.5 yards, his career firsts. Cornerback Duane Starks' second-quarter interception was his first as a Cardinal.

Scoring Summary

	1	2	3	4	OT	F
St. Louis	7	10	0	10	0	27
Arizona	0	7	0	7	0	14
St. L. • 1 • 11:16.....Proehl 31-yard pass from Bulger (Wilkins PAT)						
St. L. • 2 • 13:09.....Wilkins 24-yard FG						
Ariz. • 2 • 2:31.....Sanders 8-yard pass from Plummer (Gramatica PAT)						
St. L. • 2 • 0:53.....Holt 7-yard pass from Bulger (Wilkins PAT)						
Ariz. • 4 • 10:36.....Lucas 35-yard int. ret. (Gramatica PAT)						
St. L. • 4 • 3:46.....Wilkins 42-yard FG						
St. L. • 4 • 1:53.....Faulk 13-yard run (Wilkins PAT)						

Team Statistics

	Rams	Cardinals
First Downs	23	13
Total Net Yards	415	235
Rushing (Att.-Yards)	36-192	19-64
Passing (A-C-I-Yards)	29-20-2-223	30-19-1-171
Sacks Against-Yards	2-22	3-22
Punts-Yardage	2-36.5	4-40.5
Fumbles-Lost Fumbles	0-0	2-2
Penalties-Yardage	9-80	6-40
Time of Possession	35:28	24:32

Individual Statistics

Rushing

Rams.....Faulk 27-178, TD; Conwell 1-15; Candidate 5-4.
Cardinals.....T. Jones 12-25; Plummer 4-24; Shipp 3-15.

Passing

Rams.....Bulger 20-29, 245, 2 TDs, 2 int.
Cardinals.....Plummer 19-30, 193, TD, int.

Receiving

Rams.....Faulk 5-58; Edwards 4-63; Bruce 3-31;
Conwell 3-27; Proehl 2-43, TD.
Cardinals.....Sanders 6-67; TD; T. Jones 4-31; Shipp 3-26.

Sacks

Rams.....Bly 1 (-10 yards); Whitely 1 (-7 yards); Little 1 (-5 yards).
Cardinals.....Thompson 2 (-22 yards).

Leading Tacklers

Rams.....Archuleta 6 (5 solos); Fisher 6 (5 solos); Whitely 5 (5 solos); Davis 5 (3 solos); Pickett 5 (1 solo).
Cardinals.....Starks 12 (12 solos); Thompson 12 (8 solos); Wilson 12 (6 solos); Lassiter 10 (5 solos).

(Game Summaries continued on page 220)

Seahawks 27, Cardinals 6

November 10, 2002 Sun Devil Stadium (29,252)

Seattle scored on all five of its first-half possessions (three touchdowns, two field goals) to take a commanding 27-6 halftime lead, then held Arizona scoreless in the second half by forcing three red-zone turnovers. The lethal combination handed the Cardinals their third consecutive loss. The Cards threatened to crawl into contention in the second half, but lost fumbles at Seattle's one-, five-, and nine-yard lines in a span of four possessions to seal the outcome. In all, the Cards made five turnovers (three lost fumbles, two pass interceptions), its highest single-game total since the 2000 season finale at Washington. Without a takeaway, Arizona was minus five in giveaway/takeaway for the first time in 81 games (minus seven vs. Tennessee, Oct. 27, 1997). The Seahawks' 20-first down, 27-point first half was methodical without benefit of long plays. Seattle marched 55, 58, 68, 46, and 71 yards to its points in 42 plays, the longest three 20-yard gains. Arizona only answered with two (40, 27 yards) **Bill Gramatica** field goals, failing to score a touchdown for the second time in 2002, both in the last four outings. The Cards' defense allowed 406 total yards, the second 400-yard opponent total in as many weeks and the fourth in 2002. Rookie wide receiver **Jason McCaddley**, making his first NFL start in his second pro appearance, shined with five receptions for 113 yards, including a long of 42 yards, to become the first Cardinal rookie with 100 receiving yards in 53 games (David Boston, 101 vs. N.Y. Giants, Oct. 10, 1999). The former Alabama speedster, inactive for the season's first seven contests, was pressed into service due to injuries to three members of Arizona's receiving corps—Boston, Marlay Jenkins, and **Bryan Gilmore**. Rookie wide receiver **Jake Soliday** caught one pass for 14 yards in his first NFL appearance. Rookie running back **Damien Anderson** returned kickoffs (six, 113 yards) for the first time as a pro.

Scoring Summary

	1	2	3	4	OT	F
Seattle	10	17	0	0	0	27
Arizona	3	3	0	0	0	6

Sea. • 1 • 8:55 Lindell 23-yard FG

Ariz. • 1 • 6:04 Gramatica 40-yard FG

Sea. • 1 • 3:16 Alexander 5-yard run (Lindell PAT)

Sea. • 2 • 10:47 Lindell 30-yard FG

Sea. • 2 • 8:38 Hannan 16-yard pass from Hasselbeck (Lindell PAT)

Ariz. • 2 • 3:50 Gramatica 27-yard FG

Sea. • 2 • 0:16 Alexander 1-yard run (Lindell PAT)

Team Statistics

	Seahawks	Cardinals
First Downs	27	19
Total Net Yards	406	337
Rushing (Att.-Yards)	36-151	29-111
Passing (A-C-I-Yards)	31-23-0-255	29-17-2-226
Sacks Against-Yards	1-5	0-0
Punts-Yardage	3-51.0	2-46.5
Fumbles-Lost Fumbles	0-0	3-3
Penalties-Yardage	4-34	3-20
Time of Possession	32:44	27:16

Individual Statistics**Rushing**

Seahawks Morris 15-72; Alexander 12-42; 2 TDs.

Cardinals Shipp 16-85; T. Jones 11-24.

Passing

Seahawks Hasselbeck 23-31, 260, TD.

Cardinals Plummer 17-29, 226, 2 int.

Receiving

Seahawks Robinson 7-96; Ingram 5-52; Mili 4-55; Evans 2-16.

Cardinals McCaddley 5-113; Sanders 5-62; T. Jones 3-8.

Sacks

Seahawks None.

Cardinals R. Davis (-5 yards).

Leading Tacklers

Seahawks Bell 10 (9 solos); Robertson 8 (4 solos); Terry 6 (2 solos);

Lucas 5 (4 solos); Kacywinski 5 (2 solos).

Cardinals Wilson 11 (10 solos); McKinnon 10 (8 solos); Lassiter 10 (5 solos).

Eagles 38, Cardinals 14

November 17, 2002 Veterans Stadium (64,990)

The Eagles used a bludgeoning rushing attack to threaten and quarterback Donovan McNabb's passing to score in a one-sided 38-14 victory in the Cardinals' final appearance at Veterans Stadium. Eagle Duce Staley enjoyed a 30-carry, 134-yard rushing performance to spearhead Philadelphia's 211-yard run game, the most rushing yards allowed by the Cardinals in 28 games (214, at Jacksonville, Dec. 10, 2000). Philadelphia rushed to a 36:15-23:45 time-of-possession advantage. McNabb complemented the ground game with four touchdown passes (2, 3, 27, and 9 yards). Both Cardinal touchdowns followed defensive takeaways. On the game's first possession, Arizona defenders **Adrian Wilson** (strong safety) and **LeVar Woods** (linebacker) collaborated on a five-yard sack of McNabb who fumbled at Philadelphia's 43-yard line. Defensive end **Kyle Vanden Bosch** recovered. Arizona marched the 43 yards in eight plays for an opening-drive touchdown on a 12-yard pass from quarterback Jake Plummer to rookie wide receiver **Jason McCaddley**, who made a diving catch in the end zone for his first NFL touchdown. After falling behind 14-7 on McNabb's first two touchdown passes, Arizona knotted the score in the second quarter when Wilson returned an interception 35 yards to the Eagles' two-yard line. Plummer found fullback Joel Makovicka with a two-yard touchdown pass on the next play. Philadelphia followed with 24 unanswered points, including two touchdowns in the final 3:11 of the first half. It was the fourth consecutive game the Cards allowed an opponent touchdown on its final possession of the first half. Arizona failed to score in the second half for the second consecutive week. The contest, the Cardinals' fourth straight setback, marked Arizona's 33rd and final consecutive trip to Philadelphia.

Scoring Summary

	1	2	3	4	OT	F
Arizona	7	7	0	0	0	14
Philadelphia	7	21	3	7	0	38

Ariz. • 1 • 9:18 McCaddley 12-yard pass from Plummer

(Gramatica PAT)

Phila. • 1 • 6:25 Thrash 2-yard pass from McNabb (Akers PAT)

Phila. • 2 • 9:56 Levens 3-yard pass from McNabb (Akers PAT)

Ariz. • 2 • 7:43 Makovicka 2-yard pass from Plummer

(Gramatica PAT)

Phila. • 2 • 3:11 Pinkston 27-yard pass from McNabb (Akers PAT)

Phila. • 2 • 1:02 Staley 9-yard pass from McNabb (Akers PAT)

Phila. • 3 • 5:55 Akers 34-yard FG

Phila. • 4 • 8:21 Thrash 4-yard run (Akers PAT)

Team Statistics

	Cardinals	Eagles
First Downs	15	26
Total Net Yards	248	463
Rushing (Att.-Yards)	19-117	42-211
Passing (A-C-I-Yards)	36-21-1-131	25-20-1-252
Sacks Against-Yards	1-5	4-39
Punts-Yardage	5-37.6	2-37.0
Fumbles-Lost Fumbles	1-0	2-1
Penalties-Yardage	1-5	8-88
Time of Possession	23:45	36:15

Individual Statistics**Rushing**

Cardinals Shipp 8-69; T. Jones 9-30; Plummer 2-18.

Eagles Staley 30-134; Levens 7-57; Westbrook 4-16; Thrash

1-4, TD.

Passing

Cardinals Plummer 21-36, 170, 2 TDs, int.

Eagles McNabb 20-25, 257, 4 TDs, int.

Receiving

Cardinals Shipp 6-57; F. Jones 4-43.

Eagles Thrash 7-63, TD; Staley 3-82, TD; Freeman 3-27;

Pinkston 2-35, TD; Thomason 2-22.

Sacks

Cardinals Wilson 0.5 (-2.5 yards); Woods 0.5 (-2.5 yards)

Eagles Douglas 1 (-13 yards); Bishop 1 (-9 yards); Reese 1

(-9 yards); Grasmanis 1 (-8 yards).

Leading Tacklers

Cardinals Thompson 12 (6 solos); McKinnon 12 (4 solos);

Wilson 10 (6 solos); Vanden Bosch 10 (2 solos).

Eagles Barber 6 (4 solos); Douglas 5 (5 solos); Reese 5 (4 solos);

Dawkins 5 (3 solos); Bishop 5 (2 solos).

Raiders 41, Cardinals 20

November 24, 2002 Sun Devil Stadium (58,814)

Oakland's 17-point third-quarter explosion highlighted a dominant offensive outing that featured 520 total yards in Arizona's fifth consecutive loss. The Raiders ran 82 offensive plays to eat 36:17 off the clock, spelling a 13-43 time-of-possession advantage. Two first-quarter Cardinal turnovers—fumbled lateral, interception—gave Oakland two short fields at Arizona's 13- and 33-yard lines, respectively, that it converted into its first two touchdowns and a 14-0 lead. Arizona's first two touchdowns, both in the second quarter (three-yard **Marcel Shipp** run, one-yard **Joel Makovicka** reception from **Jake Plummer**), wrapped around Oakland's third touchdown, quarterback **Rich Gannon**'s second touchdown pass to wide receiver **Jerry Porter**, to spell a 21-14 Oakland lead at halftime. Following intermission, the Raiders blew open the contest in the third quarter, holding the ball for 10:58 while gaining 179 total yards en route to a two-yard **Tyrone Wheatley** touchdown run, a 37-yard touchdown connection from **Gannon** to legendary wide receiver **Jerry Rice**, and the first of two **Sebastian Janikowski** field goals, a 37-yarder. The Cards' final touchdown was the first career six-pointer for wide receiver **Arnold Jackson**, an 11-yard pass from **Plummer**. **Shipp** posted his first 100-yard rushing effort in his first NFL start with 135 yards in 16 carries. Oakland posted the first 500-yard total offense outburst against the Cardinals in 214 games (508, Oct. 8, 1989 at Washington) and the most yardage by a Cardinal opponent in 294 contests (552, Sept. 30, 1984 vs. Miami).

Scoring Summary

	1	2	3	4	OT	F
Oakland	14	7	17	3	0	41
Arizona	0	14	0	6	0	20
Oak • 1 • 8:57 Brown 5-yard pass from Gannon (Janikowski PAT)						
Oak • 1 • 8:51 Porter 7-yard pass from Gannon (Janikowski PAT)						
Oak • 1 • 1:14 Garner 8-yard run (Janikowski PAT)						
Ariz. • 2 • 13:53 Shipp 3-yard run (Gramatica PAT)						
Oak • 2 • 5:31 Porter 14-yard pass from Gannon (Janikowski)						
Ariz. • 2 • 1:08 Makovicka 1-yard pass from Plummer (Gramatica PAT)						
Oak • 3 • 9:45 Wheatley 2-yard run (Janikowski PAT)						
Oak • 3 • 5:02 Rice 37-yard pass from Gannon (Janikowski PAT)						
Oak • 3 • 0:43 Janikowski 37-yard FG						
Ariz. • 4 • 10:49 Jackson 11-yard pass from Plummer (2-pt. pass failed)						
Oak • 4 • 1:56 Janikowski 51-yard FG						

Team Statistics

	Raiders	Cardinals
First Downs	28	15
Total Net Yards	520	263
Rushing (Att.-Yards)	37-187	20-132
Passing (A-C-I-Yards)	45-27-1-333	34-16-2-131
Sacks Against-Yards	1-7	2-14
Punts-Yardage	5-42.2	8-45.8
Fumbles-Lost Fumbles	0-0	1-1
Penalties-Yardage	13-105	5-35
Time of Possession	36:17	23:43

Individual Statistics

Rushing

Raiders Garner 16-100, TD; Wheatley 13-82, TD.

Cardinals Shipp 16-135, TD.

Passing

Raiders Gannon 27-45, 340, 3 TDs, int.

Cardinals Plummer 16-34, 145, 2 TDs, 2 int.

Receiving

Raiders Rice 7-110, TD; Garner 5-82; Porter 5-67, 2 TDs; Brown 4-32.

Cardinals Sanders 3-55; Jackson 3-25, TD; F. Jones 3-9.

Sacks

Raiders Adams 1 (-10 yards); Coleman 1 (-4 yards).

Cardinals Tanner 1 (-7 yards).

Leading Tacklers

Raiders Barton 11 (8 solos); Smith 8 (4 solos); Woodson 5 (5 solos).

Cardinals Thompson 14 (9 solos); Lassiter 11 (7 solos); Barrett 9 (8 solos).

Chiefs 49, Cardinals 0

December 1, 2002 Arrowhead Stadium (77,809)

The Cardinals suffered their sixth consecutive defeat, a 49-0 pounding at Kansas City, the most one-sided setback in franchise history and the first shutout thrown at the Cards in 105 games (31-0 vs. New England, Sept. 15, 1996). The outcome also was the largest shutout margin in the NFL since 1989 (Cleveland 51, Pittsburgh 0). The Chiefs tallied five first-half touchdowns—their final four possessions plus a 90-yard punt return by Dante Hall (second longest in history against the Cardinals)—to take a 35-0 halftime lead and decide the verdict early. The onslaught began late in the first quarter after each team punted twice. Chief running back **Priest Holmes**, who finished the day with 113 yards rushing, 56 yards receiving, and two rushing touchdowns, capped an eight-play, 77-yard march with a five-yard touchdown run. Hall ignited the crowd with his touchdown when Arizona punted on its ensuing possession. Kansas City added three more touchdowns in rapid-fire succession to close the second quarter—fullback **Tony Richardson**'s three-yard run, a two-yard bolt by **Holmes**, and tight end **Tony Gonzalez**'s 23-yard reception with seven seconds to play. Rookie quarterback **Josh McCown** saw his first NFL action in relief of starter **Jake Plummer**, completing four of 12 passes for 45 yards. He was sacked three times and threw one interception. Wide receiver **Nathan Poole** caught three passes for 35 yards in his first NFL appearance. Arizona's 122 yards total offense was its lowest output in 113 games (96 at Carolina, Nov. 19, 1995). Defensively, the Cards allowed over 400 total yards for the fifth consecutive outing.

Scoring Summary

	1	2	3	4	OT	F
Arizona	0	0	0	0	0	0
Kansas City	14	21	7	7	0	49
K.C. • 1 • 1:27 Holmes 5-yard run (Andersen PAT)						
K.C. • 1 • 0:00 Hall 90-yard punt return (Andersen PAT)						
K.C. • 2 • 5:19 Richardson 3-yard run (Andersen PAT)						
K.C. • 2 • 1:14 Holmes 2-yard run (Andersen PAT)						
K.C. • 2 • 0:07 Gonzalez 23-yard pass from Green (Andersen PAT)						
K.C. • 3 • 3:53 Boerigter 1-yard pass from Green (Andersen PAT)						
K.C. • 4 • 7:57 Boerigter 29-yard pass from Collins (Andersen PAT)						

Team Statistics

	Cardinals	Chiefs
First Downs	10	27
Total Net Yards	122	477
Rushing (Att.-Yards)	15-28	38-216
Passing (A-C-I-Yards)	43-18-4-96	25-18-0-261
Sacks Against-Yards	5-37	1-5
Punts-Yardage	8-46.6	4-39.3
Fumbles-Lost Fumbles	1-0	1-1
Penalties-Yardage	6-50	4-51
Time of Possession	26:25	33:35

Individual Statistics

Rushing

Cardinals Shipp 14-26.

Chiefs Holmes 16-113, 2 TDs; Kennison 1-31; Blaylock 7-23; Cloud 9-20.

Passing

Cardinals Plummer 14-31, 88, 3 int.; McCown 4-12, 45, int.

Chiefs Green 14-20, 209, 2 TDs; Collins 4-5, 57, TD.

Receiving

Cardinals Shipp 7-37; F. Jones 5-29; Poole 3-35; McAddley 2-32

Chiefs Gonzalez 4-74, TD; Kennison 4-54; Holmes 3-56; Boerigter 2-30, 2 TDs.

Sacks

Cardinals Bell 1 (-5 yards).

Chiefs Freeman 2 (-21 yards); Hicks 1.5 (-10 yards); Browning 1 (-2 yards).

Leading Tacklers

Cardinals Lassiter 12 (7 solos); McKinnon 9 (5 solos); Woods 9 (4 solos); Hill 7 (4 solos); Wilson 7 (4 solos).

Chiefs Harts 6 (5 solos); Maslowski 6 (4 solos); Fujita 4 (4 solos); Browning 4 (2 solos); Patton 4 (2 solos).

(Game Summaries continued on page 222)

(Game Summaries continued from page 221)

Cardinals 23, Lions 20 (OT)

December 8, 2002, 4:15 Sun Devil Stadium (28,640)

Arizona snapped its six-game losing streak with its fifth consecutive victory against Detroit on late clutch kicking by **Bill Gramatica**, whose three field goals cut Detroit's lead to 20-17 with 5:30 remaining in the fourth quarter (29 yards), tied the contest with 3:23 to play (41 yards), and won it with 10:48 to go in overtime (42 yards). Detroit jumped to a quick 7-0 lead when **Eddie Drummond** returned **Scott Player's** punt following Arizona's game-opening possession 73 yards for a touchdown. It was uphill for Arizona the rest of the way as Detroit later clung to leads of 14-7, 17-7, and 20-14 prior to Gramatica's dramatics. The Cards' two touchdowns were the result of short passes of one (Joel Makovicka) and 10 (**Nathan Poole**) yards in the first and second quarters, respectively. Makovicka's score was his third touchdown reception in four games; Poole's was the first of his career in his first NFL start. Following Gramatica's game-tying three-pointer, the Cardinal defenders stopped Detroit twice before overtime, forcing punts in four and six plays. In overtime, Arizona enjoyed the only overtime possession, driving 46 yards in seven plays, a march keyed by wide receiver **Kevin Kasper's** 23-yard reception from quarterback Jake Plummer two plays before Gramatica's game-winning boot. The Cardinals' defense, in addition to holding Detroit to only three second-half points, limited the Lions to 203 total yards, the lowest opponent total in 89 games (167 at Tampa Bay, Sept. 28, 1997). Detroit rushed just 15 times for only 51 yards. Arizona displayed a balanced offense, gaining 180 yards through the air and 133 on the ground for 313 total yards.

Scoring Summary

	1	2	3	4	OT	F
Detroit	14	3	3	0	0	20
Arizona	7	7	3	3	3	23

Det. • 1 • 13:15 Drummond 73-yard punt return (Hanson PAT)

Ariz. • 1 • 9:47 Makovicka 1-yard pass from Plummer

(Gramatica PAT)

Det. • 1 • 0:05 Ricks 6-yard pass from Harrington (Hanson PAT)

Det. • 2 • 3:20 Hanson 26-yard FG

Ariz. • 2 • 0:38 Poole 10-yard pass from Plummer (Gramatica PAT)

Det. • 3 • 10:48 Hanson 20-yard FG

Ariz. • 3 • 5:18 Gramatica 29-yard FG

Ariz. • 4 • 3:23 Gramatica 41-yard FG

Ariz. • 5 • 10:48 Gramatica 42-yard FG

Team Statistics

	Lions	Cardinals
First Downs	15	21
Total Net Yards	203	313
Rushing (Att.-Yards)	15-51	31-133
Passing (A-C-I-Yards)	39-20-0-152	43-24-1-180
Sacks Against-Yards	0-0	6-48
Punts-Yardage	7-40.4	8-44.5
Fumbles-Lost Fumbles	1-1	0-0
Penalties-Yardage	7-75	10-92
Time of Possession	25:27	38:45

Individual Statistics

Rushing

Lions Stewart 13-52; Cooper 2-(-1).

Cardinals Shipp 25-85; Makovicka 2-27; Plummer 3-12; Kasper 1-9.

Passing

Lions Harrington 20-37, 152, TD.

Cardinals Plummer 24-43, 228, 2 TDs, int.

Receiving

Lions Schlesinger 6-25; Ricks 4-29; Stewart 3-34;

Schroeder 2-16.

Cardinals Poole 6-41, TD; McAddley 5-48; Shipp 4-45;

F. Jones 4-42; Kasper 3-49.

Sacks

Lions Edwards 2 (-13 yards); Ellis 1 (-13 yards); Rogers 1

(-12 yards); Claiborne 1 (-7 yards); Hall 1 (-3 yards).

Cardinals None.

Leading Tacklers

Lions Claiborne 13 (7 solos); Lyght 9 (8 solos); Green 8 (5 solos);

Cash 7 (6 solos).

Cardinals Thompson 9 (9 solos); Lassiter 9 (7 solos); Young 7

(5 solos); Hill 5 (4 solos).

Rams 30, Cardinals 28

December 15, 2002, 4:15 Edward Jones Dome (65,939)

The Rams overcame Arizona's 21-point second-half comeback with a five-play, 72-yard drive leading to Jeff Wilkins' game-winning 28-yard field goal with 20 seconds to play. The Cardinals overcame a 24-7 halftime deficit to take a 28-27 late lead with three touchdowns in a span of four possessions in the second half, beginning with running back **Marcel Shipp's** 80-yard touchdown reception from quarterback Jake Plummer on Arizona's second offensive play from scrimmage in the third quarter. It was the Cards' longest play from scrimmage in 223 games (93-yard touchdown pass, Neil Lomax to Ernie Jones, Dec. 10, 1988 vs. Philadelphia). Shipp, who tallied Arizona's only first-half touchdown on a five-yard run, added his third six-pointer on a one-yard rush later in the third quarter to become the first Cardinal to post three regular-season single-game touchdowns since Plummer rushed for three scores at Washington on Nov. 22, 1998. The pivotal stretch of the contest, however, occurred late in the second quarter when the Rams broke open a tight 10-7 sparring match with two touchdowns in 61 seconds to take their 24-7 halftime lead. The first was a 68-yard march, the second a 37-second, 32-yard, short-field drive that followed a recovered fumble caused on a strip of Plummer during a pass attempt. The Rams' first touchdown was a 78-yard punt return by Dre' Bly, marking the third consecutive outing Arizona allowed a punt-return touchdown, an NFL record. The Cards' go-ahead score with 7:46 remaining in the fourth quarter, a one-yard pass to tight end **Steve Bush**, was the sixth-year veteran's first NFL touchdown in his 80th game. Arizona outgained the potent St. Louis offense 378-366 total yards, including a decided 129-66 advantage in rushing yardage.

Scoring Summary

	1	2	3	4	OT	F
Arizona	0	7	14	7	0	28
St. Louis	3	21	0	6	0	30

St. L. • 1 • 11:54 Wilkins 26-yard FG

St. L. • 2 • 13:24 Bly 78-yard punt return (Wilkins PAT)

Ariz. • 2 • 6:08 Shipp 5-yard run (Gramatica PAT)

St. L. • 2 • 1:03 Edwards 4-yard pass from Bulger (Wilkins PAT)

St. L. • 2 • 0:02 Holt 3-yard pass from Bulger (Wilkins PAT)

Ariz. • 3 • 11:33 Shipp 80-yard pass from Plummer (Gramatica PAT)

Ariz. • 3 • 5:08 Shipp 1-yard run (Gramatica PAT)

St. L. • 4 • 11:32 Wilkins 37-yard FG

Ariz. • 4 • 7:46 Bush 1-yard pass from Plummer (Gramatica PAT)

St. L. • 4 • 0:20 Wilkins 26-yard FG

Team Statistics

	Cardinals	Rams
First Downs	20	20
Total Net Yards	378	366
Rushing (Att.-Yards)	31-129	19-66
Passing (A-C-I-Yards)	27-17-1-249	40-24-2-300
Sacks Against-Yards	1-9	2-19
Punts-Yardage	7-46.7	5-30.6
Fumbles-Lost Fumbles	2-1	0-0
Penalties-Yardage	8-75	7-43
Time of Possession	28:47	31:13

Individual Statistics

Rushing

Cardinals Shipp 26-79, 2 TDs; Plummer 4-33; Makovicka 1-17.

Rams Faulk 9-39; Gordon 8-23.

Passing

Cardinals Plummer 17-27, 258, 2 TDs, int.

Rams Bulger 24-40, 319, 2 TDs, 2 int.

Receiving

Cardinals Kasper 4-54; McAddley 3-57; Shipp 2-79, TD.

Rams Holt 7-141, TD; Conwell 5-54; Proehl 4-53.

Sacks

Cardinals Vanden Bosch 1 (-11 yards); Hill 1 (-8 yards).

Rams Little 1 (-0 yards).

Leading Tacklers

Cardinals McKinnon 10 (7 solos); Thompson 9 (3 solos); Starks 8

(7 solos); Wilson 6 (3 solos).

Rams Fisher 7 (7 solos); Duncan 7 (6 solos); Pickett 5 (5 solos).

49ers 17, Cardinals 14

December 21, 2002 Sun Devil Stadium (44,051)

Offensive misfirings by both teams—two missed field-goal attempts by San Francisco, a missed field-goal attempt and a lost fumble at the 49ers' nine-yard line by Arizona—and two turnovers (one interception, one fumble) by each club kept the Cardinals' home finale in doubt throughout. The injury-depleted Cards, outfitted in all-red uniforms for the first time in their long history, turned to unheralded wide receiver **Kevin Kasper** for their two touchdowns, both passes from quarterback Jake Plummer, the first a four-yarder to tie the game at 7-7 in the second quarter, the second a six-yarder with 4:08 remaining in the fourth quarter to cut San Francisco's lead to 17-14. The well-traveled Kasper, claimed from Seattle four weeks earlier after starting the season in Denver, became the first 2002 Cardinal to notch two single-game touchdown receptions. The scores also made him the sixth Card to record his first career touchdown reception in 2002, joining tight end **Steve Bush**, running back **Marcel Shipp**, and wide receivers **Arnold Jackson**, **Jason McAddley**, and **Nathan Poole**. Leading 10-7 at intermission, the 49ers used a 37-yard return of the second-half kickoff followed by a 33-yard pass completion on their first play from scrimmage to reach Arizona's 14-yard line. Two plays later, ex-Cardinal running back Garrison Hearst tallied San Francisco's deciding touchdown on an eight-yard run. The two new NFC Western Division rivals then traded seven consecutive scoreless possessions before Kasper's second touchdown. San Francisco was able to run out the clock with eight straight plays, including seven rushes, on its ensuing possession. Safety **Justin Lucas**, making his third start of the season, had a hand in both 49er turnovers, recovering their fumble and deflecting the pass that comeback **Renaldo Hill** caught for his second interception of the season, leading to Kasper's second touchdown seven plays later.

Scoring Summary

	1	2	3	4	OT	F
San Francisco	7	3	7	0	0	17
Arizona	0	7	0	7	0	14
S.F. • 1 • 9:57.....	Beasley 25-yard pass from Garcia (Chandler PAT)					
Ariz. • 2 • 7:37.....	Kasper 4-yard pass from Plummer (Gramatica PAT)					
S.F. • 2 • 0:45.....	Chandler 24-yard FG					
S.F. • 3 • 13:22.....	Hearst 8-yard run (Chandler PAT)					
Ariz. • 4 • 4:08.....	Kasper 6-yard pass from Plummer (Gramatica PAT)					

Team Statistics

	49ers	Cardinals
First Downs.....	21	14
Total Net Yards.....	358	184
Rushing (Att.-Yards).....	33-106	24-108
Passing (A-C-I-Yards).....	39-23-1-252	26-16-1-76
Sacks Against-Yards.....	1-4	5-33
Punts-Yardage.....	2-43.5	4-44.5
Fumbles-Lost Fumbles.....	1-1	3-1
Penalties-Yardage.....	4-30	1-15
Time of Possession.....	34:19	25:41

Individual Statistics

Rushing

49ers.....Barlow 13-50; Hearst 11-38; TD; Beasley 5-13.
Cardinals.....Shipp 20-84; Plummer 2-14; Kasper 2-10.

Passing

49ers.....Garcia 23-39, 256, TD, int.
Cardinals.....Plummer 16-26, 109, 2 TDs, int.

Receiving

49ers.....Streets 8-90; Wilson 4-56; Stokes 4-48.
Cardinals.....Kasper 4-33, 2 TDs; Shipp 4-31; Bush 4-23.

Sacks

49ers.....Carter 2 (-16 yards); Shaw 1 (-5 yards); Okefor 1 (-5 yards); Ulbrich 0.5 (-3.5 yards); Young 0.5 (-3.5 yards).
Cardinals.....Bell 1 (-4 yards).

Leading Tacklers

49ers.....Smith 9 (8 solos); Peterson 7 (7 solos); Ulbrich 7 (4 solos); Carter 6 (5 solos).
Cardinals.....Wilson 10 (6 solos); McKinnon 10 (4 solos); Thompson 9 (3 solos); Hill 8 (6 solos).

Broncos 37, Cardinals 7

December 29, 2002 Invesco Field at Mile High (75,164)

Denver ground Arizona into submission with a withering 28-point second half that turned its narrow 9-7 halftime lead into its final 37-7 margin of victory and conclude the Cardinals' 5-11 season. The Broncos, in extending their all-time record against the Cardinals to 6-0-1, tallied touchdowns on their first four possessions of the second half when they gained 271 total yards (138 rushing/133 passing), registered 17 first downs, ran 33 plays, and possessed the ball for 19:54. Rookie Denver running back Clinton Portis stole the show with his two-touchdown, 24-carry, 228-yard rushing performance, the latter setting a single-game Cardinal opponent record (216, Corey Dillon at Cincinnati, Dec. 3, 2000). Portis' day capped his 1,508-yard rushing season, fifth best in NFL history by a rookie. Denver's first three second-half touchdown were the products of drives of 11 plays/58 yards, 10 plays/92 yards, and 6 plays/89 yards. The fourth was a quick two-play strike following a recovered fumble at Arizona's 16-yard line. Arizona's only touchdown was a one-yard pass from quarterback Jake Plummer to wide receiver and former Bronco **Kevin Kasper** with one second remaining in the first half. Tight end **Freddie Jones'** four receptions raised his season total to 44 catches, making him the first tight end to lead the Cards in receiving since Jackie Smith (41, 1973). Jones' 44 grabs also were the most by a Cardinal tight end since 1966 (Smith) and ranked fifth in franchise history among tight ends. The injury-depleted Cardinals, who headed to Denver with 16 players on "reserve" lists, faced the Broncos with 15 rookies and five "first-year" players on their roster. They finished the season with 95 starters or replacement starter games lost to injury.

Scoring Summary

	1	2	3	4	OT	F
Arizona	0	7	0	0	0	7
Denver	3	6	7	21	0	37
Den. • 1 • 4:30.....	Elam 44-yard FG					
Den. • 2 • 14:13.....	Elam 54-yard FG					
Den. • 2 • 8:06.....	Elam 21-yard FG					
Ariz. • 2 • 0:01.....	Kasper 1-yard pass from Plummer (Gramatica PAT)					
Den. • 3 • 6:17.....	Lelie 5-yard pass from Buehrlein (Elam PAT)					
Den. • 4 • 12:49.....	Smith 10-yard pass from Buehrlein (Elam PAT)					
Den. • 4 • 7:35.....	Portis 4-yard run (Elam PAT)					
Den. • 4 • 4:11.....	Portis 12-yard run (Elam PAT)					

Team Statistics

	Cardinals	Broncos
First Downs.....	18	24
Total Net Yards.....	207	450
Rushing (Att.-Yards).....	19-84	32-259
Passing (A-C-I-Yards).....	33-15-1-123	24-16-0-191
Sacks Against-Yards.....	3-30	2-12
Punts-Yardage.....	6-41.2	1-48.0
Fumbles-Lost Fumbles.....	1-1	3-0
Penalties-Yardage.....	6-36	8-53
Time of Possession.....	26:33	33:27

Individual Statistics

Rushing

Cardinals.....Shipp 17-58; McCown 1-20; Plummer 1-6.
Broncos.....Portis 24-228, 2 TDs; Anderson 7-31; Buehrlein 1-0.

Passing

Cardinals.....Plummer 13-27, 132, TD; McCown 3-6, 21, int.
Broncos.....Buehrlein 16-24, 203, 2 TDs.

Receiving

Cardinals.....F. Jones 4-45; Kasper 4-44, TD; McAddley 3-38; Bush 3-14.

Broncos.....McCaffrey 7-112; Smith 5-62; Portis 2-18.

Sacks

Cardinals.....Thompson 1 (-7 yards); Wakefield 1 (-5 yards).
Broncos.....Dalton 1 (-13 yards); Pope 1 (-7 yards); Pryce 0.5 (-5 yards); Gold 0.5 (-5 yards).

Leading Tacklers

Cardinals.....Thompson 13 (8 solos); McKinnon 9 (7 solos); Rhinehart 7 (6 solos); Lucas 7 (3 solos).
Broncos.....Wilson 9 (5 solos); Mobley 5 (4 solos); O'Neal 5 (3 solos).

2002 Statistics

Won 5, Lost 11

Date	W/L/T	Score	Site/Opponent	Attendance
Sept. 8	L	23-31	@ Washington Redskins	85,140
Sept. 15	W	24-13	@ Seattle Seahawks	63,104
Sept. 22	L	15-23	San Diego Chargers	28,980
Sept. 29	W	21-7	New York Giants	30,014
Oct. 6	W	16-13	@ Carolina Panthers	72,286
Oct. 13	Open Date			
Oct. 20	W	9-6 (OT)	Dallas Cowboys	59,702
Oct. 27	L	28-38	@ San Francisco	67,173
Nov. 3	L	14-27	St. Louis Rams	67,173
Nov. 10	L	6-27	Seattle Seahawks	29,252
Nov. 17	L	14-38	@ Philadelphia Eagles	64,990
Nov. 24	L	20-41	Oakland Raiders	58,814
Dec. 1	L	0-49	@ Kansas City Chiefs	77,809
Dec. 8	W	23-20 (OT)	Detroit Lions	28,640
Dec. 15	L	28-30	@ St. Louis Rams	65,939
Dec. 21	L	14-17	San Francisco 49ers	44,051
Dec. 29	L	7-37	@ Denver Broncos	75,164

Safety Adrian Wilson intercepted three passes against the Cowboys on October 20.



Team

	Arizona	Opp.
Total First Downs	274	335
Rushing.....	94	117
Passing.....	148	196
Penalty.....	32	22
3rd Down Made/Att.....	99/230	90/212
3rd Down Pct.....	43.0	46.7
4th Down: Made/Att.....	4/13	7/15
4th Down Pct.....	30.8	46.7
Possession Avg.	28:41	31:19
Total Net Yards	4,563	6,020
Avg. Per Game.....	285.2	376.3
Total Plays.....	1,003	1,046
Avg. Per Play.....	4.5	5.8
Net Yards Rushing	1,823	2,146
Avg. Per Game.....	113.9	134.1
Total Rushes.....	414	490
Net Yards Passing	2,740	3,874
Avg. Per Game.....	171.3	242.1
Sacked/Yards Lost.....	41/298	21/131
Gross Yards.....	3,038	4,005
Att./Completions.....	548/291	535/335
Completion Pct.....	53.1	62.6
Had Intercepted.....	22	17
Punts/Average	89/43.4	65/42.0
Net Punting Average	89/35.0	65/36.8
Penalties/Yards	76/617	111/969
Fumbles/Ball Lost	26/13	15/8
Touchdowns	31	50
Rushing.....	10	17
Passing.....	18	29
Returns.....	3	4

Score By Period

	Q1	Q2	Q3	Q4	OT	Pts.
Team	40	85	41	90	6	262
Opponents	109	158	70	80	0	417

Scoring

	TD	Run	Pass	Ret.	K-PAT	FG	S	Pts.
Gramatica	0	0	0	0	29-29	15-21	0	74
Shipp	9	6	3	0	0-0	0-0	0	54
Kasper	3	0	3	0	0-0	0-0	0	18
Makovicka	3	0	3	0	0-0	0-0	0	18
Sanders	2	0	2	0	0-0	0-0	0	14
Jenkins	2	0	1	1	0-0	0-0	0	12
T. Jones	2	2	0	0	0-0	0-0	0	12
Lucas	2	0	0	2	0-0	0-0	0	12
Plummer	2	2	0	0	0-0	0-0	0	12
Boston	1	0	1	0	0-0	0-0	0	6
Bush	1	0	1	0	0-0	0-0	0	6
Jackson	1	0	1	0	0-0	0-0	0	6
F. Jones	1	0	1	0	0-0	0-0	0	6
McAddley	1	0	1	0	0-0	0-0	0	6
Poole	1	0	1	0	0-0	0-0	0	6
Team	31	10	18	3	29-29	15-21	0	262
Opponents	50	17	29	4	49-49	22-29	1	417

Two-Point Conversions: Sanders, Team 1-2, Opponents 0-1.

Sacks

Vanden Bosch 3.5, Thompson 2.5, Bell 2, R. Davis 2, Tanner 2, Wakefield 2, Bryant 1.5, Wilson 1.5, Fredrickson 1, Hill 1, Woods 0.5.

Team 21, Opponents 41.

Rushing

	No.	Yds.	Avg.	Long	TD
Shipp	188	834	4.4	56	6
T. Jones	138	511	3.7	58t	2
Plummer	46	283	6.2	34t	2
Anderson	24	65	2.7	14	0
Makovicka	5	54	10.8	22	0
Boston	2	29	14.5	22	0
McCown	1	20	20.0	20	0
Kasper	3	19	6.3	9	0
Jenkins	3	6	2.0	10	0
Sanders	3	2	0.7	5	0
Player	1	0	0.0	0	0
Team	414	1,823	4.4	58t	10
Opponents	490	2,146	4.4	59	17

Receiving

	No.	Yds.	Avg.	Long	TD
F. Jones	44	358	8.1	24	1
Shipp	38	413	10.9	80t	3
Sanders	34	400	11.8	37	2
Boston	32	512	16.0	34	1
McAddley	25	362	14.5	42	1
Jenkins	21	250	11.9	65t	1
T. Jones	20	113	5.7	17	0
Bush	19	121	6.4	13	1
Kasper	15	180	12.0	24	3
Makovicka	15	81	5.4	17	3
Poole	13	108	8.3	15	1
Jackson	5	42	8.4	11t	1
Soliday	4	39	9.8	16	0
Anderson	3	36	12.0	12	0
Gilmore	1	14	14.0	14	0
Starkey	1	7	7.0	7	0
Plummer	1	2	2.0	2	0
Team	291	3,038	10.4	80t	18
Opponents	335	4,005	12.0	78t	29

Interceptions


	No.	Yds.	Avg.	Long	TD
Wilson	4	35	8.8	35	0
Barrett	3	40	13.3	22	0
Lucas	2	80	40.0	38t	2
Lassiter	2	7	3.5	7	0
Hill	2	4	3.5	7	0
Starks	2	4	2.0	3	0
Tanner	1	17	17.0	17	0
Rhinehart	1	0	0.0	0	0
Team	17	186	10.9	38t	2
Opponents	22	303	13.8	50	1

Punting

	No.	Yds.	Avg.	Net	TB	In20	Lg	Blk.
Player	88	3,864	43.9	35.0	10	28	58	1
Team	89	3,864	43.4	35.0	10	28	58	1
Opponents	65	2,730	42.0	36.8	6	25	65	0

Passing

	Att.	Comp.	Yds.	Comp. %	Yds./Att.	TD	TD%	Int.	Int. %	Long	Sack/Lost	Rating
Plummer	530	284	2,972	53.6	5.61	18	3.4	20	3.8	80t	36/248	65.7
McCown	18	7	66	38.9	3.67	0	0.0	2	11.1	26	5/50	10.2
Team	548	284	2,972	53.6	5.61	18	3.4	20	3.8	80t	41/298	65.7
Opponents	535	335	4,005	62.6	7.49	29	5.4	17	3.2	78t	21/131	90.3



Bill Gramatica has led the Cardinals in scoring in each of his two seasons.

Punt Returns

	Ret.	FC	Yds.	Avg.	Long	TD
Jackson	31	4	182	5.9	22	0
Lassiter	4	0	21	5.3	10	0
Rhinehart	1	0	18	18.0	18	0
Team	36	4	221	6.1	22	0
Opponents	42	18	547	13.0	90t	3

Kickoff Returns

	No.	Yds.	Avg.	Long	TD
Kasper (NFL)	55	1,300	23.6	56	0
Kasper (AZ)	32	722	22.6	40	0
Jenkins	20	559	28.0	95t	1
Anderson	12	227	18.9	27	0
Shipp	6	120	20.0	29	0
Bush	2	24	12.0	13	0
Makovicka	2	30	15.0	18	0
McAddley	2	45	22.5	25	0
Young	2	22	11.0	12	0
Banks	1	18	18.0	18	0
Burke	1	15	15.0	15	0
Morgan	1	15	15.0	15	0
Team	81	1,797	22.2	95t	1
Opponents	58	1,407	24.3	55	0

Field Goals

	1-19	20-29	30-39	40-49	50+	Totals
Gramatica	0-0	6-7	2-2	6-8	1-4	15-21
Team	0-0	6-7	2-2	6-8	1-4	15-21
Opponents	1-1	8-8	6-7	5-10	2-3	22-29

Gramatica: (36G, 20G, 39G, 52N), (23G), (), (42N), (41G, 28G, 50G), (41G, 43N, 23G, 28N, 51N, 40G), (), (), (40G, 27G), (), (), (29G, 41G, 42G), (), (40N), ().

Opponents: (35G), (46G, 19G), (50N), (), (32G, 48G), (49N), (45G), (47N, 24G, 42G), (23G, 30G), (34G), (37G, 51G), (46N), (33N, 26G, 20G), (26G, 37G, 26G), (42N, 42N, 24G), (44G, 54G, 21G).

2002 Defense Statistics

Name	Pos.	G/GS	Tackles			QB Sacks/ Yards	QB Pressures	Tackles For Loss	Passes Defended	Int.	Fumbles Recovered	Forced Fumbles
			Solo	Assists	Total							
Ronald McKinnon	MLB	16/16	85	65	150	0/0	7	4	3	0	0	0
Ray Thompson	OLB	16/16	81	58	139	2.5/23.5	7	7	3	0	0	1
Kwame Lassiter	FS	16/16	69	50	119	0/0	2	4	8	2	1	1
Adrian Wilson	SS	15/13	68	42	110	1.5/8.5	2	2	6	4	0	1
David Barrett	CB	14/14	57	25	82	0/0	0	2	10	3	1	1
Renaldo Hill	CB	14/7	48	18	66	1/8	4	1	10	2	2	0
Kyle Vanden Bosch	DE	16/16	35	31	66	4/26	9	8	0	0	1	0
Rob Fredrickson	OLB	10/9	35	29	64	1/7	2	3	2	0	0	0
Duane Starks	CB	10/10	45	15	60	0/0	0	2	6	2	0	0
Russell Davis	DT	16/16	36	22	58	2/7	7	1	2	0	0	0
Justin Lucas	SS	16/5	29	21	50	0/0	0	0	5	2	1	0
Fred Wakefield	DE	16/15	21	23	44	3/12	9	2	5	0	0	1
LeVar Woods	OLB	15/1	18	25	43	.5/2.5	0	1	0	0	0	0
Marcus Bell	DT	16/5	19	19	38	2/9	6	2	2	0	0	0
Barron Tanner	DT	15/7	24	9	33	2/17	1	3	0	1	0	1
Levar Fisher	OLB	8/0	21	9	30	0/0	0	1	1	0	0	0
Wendell Bryant	DT	14/4	8	15	23	1/5	3	1	0	0	0	0
Dennis Johnson	DE	16/0	13	7	20	.5/5.5	0	1	1	0	0	0
Coby Rhinehart	DB	16/2	16	2	18	0/0	0	1	3	1	0	0
Michael Young	LB	16/2	13	5	18	0/0	0	1	0	0	0	1
Thomas Burke	DE	7/0	4	10	14	0/0	4	0	0	0	0	0
Greg Jones	LB	3/1	6	1	7	0/0	0	0	0	0	0	0
Don Morgan	DB	8/0	2	2	4	0/0	0	0	0	0	0	0
Johnny Rutledge	LB	9/0	2	2	4	0/0	0	0	0	0	0	0
Michael Stone	DB	16/0	2	2	4	0/0	0	0	1	0	0	0

Special Teams

Tackles (Solo-Assist-Total)

Coby Rhinehart 12-6-18	LeVar Woods 6-4-10	Quentin Harris 3-1-4	Levar Fisher 1-1-2	Scott Player 1-0-1
Renaldo Hill 9-5-14	MarTay Jenkins 5-3-8	Joel Makovicka 4-1-5	Nathan Poole 1-1-2	Bill Gramatica 1-0-1
Kwame Lassiter 9-5-14	Justin Lucas 7-1-8	Marcel Shipp 2-1-3	Greg Jones 0-2-2	Fred Wakefield 1-0-1
Ray Thompson 7-5-12	Mike Banks 4-2-6	Kevin Kasper 0-3-3	Damien Anderson 1-0-1	Adrian Wilson 1-0-1
Michael Stone 5-7-12	Dennis McKinley 3-3-6	Steve Bush 2-0-2	Bryan Gilmore 1-0-1	David Barrett 0-1-1
Michael Young 7-3-10	Nathan Hodel 5-0-5	Johnny Rutledge 2-0-2	Don Morgan 1-0-1	

Blocks

Coby Rhinehart-65	Ronald McKinnon-27	Don Morgan-13	Ray Thompson-5	Marcel Shipp-2
Dennis McKinley-60	Mike Banks-23	Kwame Lassiter-11	Adrian Wilson-5	Wendell Bryant-1
Michael Young-54	Levar Fisher-22	Greg Jones-8	Renaldo Hill-4	Rob Fredrickson-1
LeVar Woods-47	Michael Stone-21	Thomas Burke-6	Duane Starks-4	Bryan Gilmore-1
Justin Lucas-46	Marcel Shipp-20	Jason Starkey-6	Fred Wakefield-3	Nathan Poole-1
Steve Bush-35	Damien Anderson-19	Quentin Harris-5	Kyle Vanden Bosch-3	Jake Soliday-1
Joel Makovicka-34	David Barrett-17	Johnny Rutledge-5	Jason McAddley-2	Tony Wragge-1

Penalties

Sept. 8 at Washington-0	Oct. 6 at Carolina-0	Nov. 10 vs. Seattle-0	Dec. 8 vs. Detroit-2
Sept. 15 at Seattle-3	Oct. 20 vs. Dallas-1	Nov. 17 at Philadelphia-0	Dec. 15 at St. Louis-2
Sept. 22 vs. San Diego-0	Oct. 27 at S.F.-0	Nov. 24 vs. Oakland-2	Dec. 21 vs. S.F.-0
Sept. 29 vs. N.Y. Giants-3	Nov. 3 St. Louis-1	Dec. 1 at Kansas City-1	Dec. 29 at Denver-0

Miscellaneous

- **Russell Davis:** Assisted tackle on aborted field goal attempt at Seattle, Sept. 15.
- **Levar Fisher:** Fumble recovery on punt return (Arnold Jackson) at Seattle, Sept. 15.
- **Renaldo Hill:** Assisted tackle on aborted PAT vs. Dallas, Oct. 20.
- **Arnold Jackson:** Fumble on punt return at Washington, Sept. 8; at Seattle, Sept. 15.
- **Justin Lucas:** Fumble recovery on punt return at Kansas City, Dec. 1; fumble recovery on punt return vs. Detroit, Dec. 8.
- **Dennis McKinley:** Fumble recovery on punt return (Arnold Jackson) at Washington, Sept. 8.
- **Marcel Shipp:** Tackle on aborted punt vs. N.Y. Giants, Sept. 29.
- **Kyle Vanden Bosch:** Assisted tackle on aborted field goal attempt at Seattle, Sept. 15.
- **Fred Wakefield:** Solo tackle on aborted field goal attempt at Seattle, Sept. 15.
- **Adrian Wilson:** Tackle on aborted PAT vs. Dallas, Oct. 20.

Game-By-Game Statistics

Offense

Date	Opponent	Total	R	P	Pen.	Total Offense	Rushing	Passing	Sacks-L	Penalties	Fumbles	Punts
						Total	Total	Net		#Yd	#L	#Avg.
Sept. 8	@ Washington	14	5	9	0	257	57	187	167	1-5	1-0	5-45.4
Sept. 15	@ Seattle	19	10	8	1	347	59	1	98	7-42	2-0	6-41.7
Sept. 22	San Diego	15	3	8	4	297	60	2	200	2-25	1-1	5-39.6
Sept. 29	N.Y. Giants	18	6	9	3	263	69	3	168	5-35	2-1	5-41.0
Oct. 6	@ Carolina	18	3	14	1	312	70	1	221	6-62	1-0	7-46.9
Oct. 13	Open Date											
Oct. 20	Dallas	22	7	14	1	380	85	0	228	2-15	1-1	7-41.6
Oct. 27	@ San Francisco	23	9	12	2	420	66	3	269	3-17	4-1	2-37.5
Nov. 3	St. Louis	13	4	8	1	235	52	1	171	6-40	2-2	4-40.5
Nov. 10	Seattle	19	6	11	2	337	58	2	226	3-20	3-3	2-46.5
Nov. 17	@ Philadelphia	15	7	7	1	248	59	1	124	4-39	1-0	5-37.6
Nov. 24	Oakland	15	5	7	3	263	56	2	131	5-55	1-1	8-45.8
Dec. 1	@ Kansas City	10	1	7	2	122	63	4	96	6-50	1-0	8-46.8
Dec. 8	Detroit	21	7	11	3	313	80	1	180	10-92	0-0	7-46.7
Dec. 15	@ St. Louis	20	8	10	2	378	59	1	249	1-15	3-1	4-44.5
Dec. 21	San Francisco	14	7	5	2	184	55	1	76	8-75	1-1	4-44.5
Dec. 28	@ Denver	18	6	8	4	207	55	1	123	6-36	1-1	6-41.2
Totals		274	94	148	32	4,563	1,003	22	2,740	76-617	26-13	89-43.4

Defense

Date	Opponent	Total	R	P	Pen.	Total Offense	Rushing	Passing	Sacks-L	Penalties	Fumbles	Punts
						Total	Total	Net		#Yd	#L	#Avg.
Sept. 8	@ Washington	21	8	13	0	442	73	1	320	7-56	0-0	4-52.8
Sept. 15	@ Seattle	26	4	18	4	426	77	0	345	7-35	2-1	3-44.0
Sept. 22	San Diego	19	6	12	1	289	67	1	164	8-80	0-0	6-38.7
Sept. 29	N.Y. Giants	14	2	11	1	263	54	2	196	10-110	1-1	5-41.2
Oct. 6	@ Carolina	12	2	9	1	244	60	2	186	6-45	2-2	5-47.0
Oct. 13	Open Date											
Oct. 20	Dallas	14	6	8	0	342	60	4	194	6-59	1-0	7-39.1
Oct. 27	@ San Francisco	18	6	10	2	357	58	0	252	3-25	1-0	4-38.8
Nov. 3	St. Louis	23	10	12	1	415	67	2	223	9-80	0-0	2-36.5
Nov. 10	Seattle	27	11	15	1	406	68	1	255	4-34	0-0	3-51.0
Nov. 17	@ Philadelphia	26	14	12	0	463	68	1	252	8-88	2-1	2-37.0
Nov. 24	Oakland	28	9	18	1	520	83	1	333	13-105	0-0	5-42.2
Dec. 1	@ Kansas City	27	13	12	2	477	64	0	261	4-51	1-1	4-39.3
Dec. 8	Detroit	15	3	9	3	203	54	0	150	7-75	1-1	7-40.4
Dec. 15	@ St. Louis	20	3	14	3	366	61	2	300	7-43	0-0	5-39.6
Dec. 21	San Francisco	21	7	13	1	358	73	1	252	4-30	1-1	2-43.5
Dec. 28	@ Denver	24	13	10	1	450	58	0	191	8-53	3-0	1-48.0
Totals		335	196	22	6,021	1,045	2,146	490	3,874	111-969	15-8	65-42.0

2002 Individual Rushing

Marcel Shipp

Date	Opponent	Att.	Yds.	Avg.	Lg	TD
Sunday, September 8	At Washington Redskins	0	0	0.0	0	0
Sunday, September 15	At Seattle Seahawks	8	39	4.9	0	0
Sunday, September 22	San Diego Chargers	0	0	0.0	0	0
Sunday, September 29	New York Giants	17	92	5.4	0	0
Sunday, October 6	At Carolina Panthers	Did not play (knee)				
Sunday, October 13	Open Date					
Sunday, October 20	Dallas Cowboys	11	33	3.0	13	0
Sunday, October 27	At San Francisco 49ers	6	27	4.5	13	2
Sunday, November 3	St. Louis Rams	3	15	5.0	11	0
Sunday, November 10	Seattle Seahawks	16	85	5.3	16	0
Sunday, November 17	At Philadelphia Eagles	9	76	8.2	56	0
Sunday, November 24	Oakland Raiders	16	135	8.4	39	1
Sunday, December 1	At Kansas City Chiefs	14	26	1.9	6	0
Sunday, December 8	Detroit Lions	25	85	3.4	16	0
Sunday, December 15	At St. Louis Rams	26	79	3.0	10	2
Saturday, December 21	San Francisco 49ers	20	84	4.2	40	0
Sunday, December 29	At Denver Broncos	17	58	3.4	12	0
Totals		188	834	4.4	56	6

Thomas Jones

Att.	Yds.	Avg.	Lg	TD
17	54	3.2	11	0
24	173	7.2	58	1
17	73	4.3	27	0
11	10	0.9	4	0
Inactive (ankle)				
22	68	3.1	12	0
15	54	3.6	11	1
12	25	2.1	8	0
11	24	2.2	6	0
9	30	3.3	8	0
Inactive (hand)				
Injured reserve (hand)				
Injured reserve (hand)				
Injured reserve (hand)				
Injured reserve (hand)				
138	511	3.7	58	2

Jake Plummer

Date	Opponent	Att.	Yds.	Avg.	Lg	TD
Sunday, September 8	At Washington Redskins	2	11	5.5	7	1
Sunday, September 15	At Seattle Seahawks	2	27	13.5	23	0
Sunday, September 22	San Diego Chargers	3	17	5.7	12	0
Sunday, September 29	New York Giants	7	9	1.3	7	0
Sunday, October 6	At Carolina Panthers	3	15	5.0	7	0
Sunday, October 13	Open Date					
Sunday, October 20	Dallas Cowboys	4	46	11.5	19	0
Sunday, October 27	At San Francisco 49ers	5	48	9.6	34	1
Sunday, November 3	St. Louis Rams	4	24	6.0	17	0
Sunday, November 10	Seattle Seahawks	2	2	1.0	2	0
Sunday, November 17	At Philadelphia Eagles	2	18	9.0	15	0
Sunday, November 24	Oakland Raiders	2	1	0.5	1	0
Sunday, December 1	At Kansas City Chiefs	0	0	0.0	0	0
Sunday, December 8	Detroit Lions	3	12	4.0	11	0
Sunday, December 15	At St. Louis Rams	4	33	8.3	24	0
Saturday, December 21	San Francisco 49ers	2	14	7.0	14	0
Sunday, December 29	At Denver Broncos	1	6	6.0	6	0
Totals		47	289	6.1	34	2

Damien Anderson

Att.	Yds.	Avg.	Lg	TD
Practice squad				
Practice squad				
Practice squad				
Practice squad				
23	61	2.7	14	0
Inactive				
0	0	0.0	0	0
Inactive				
0	0	0.0	0	0
0	0	0.0	0	0
1	4	4.0	4	0
0	0	0.0	0	0
0	0	0.0	0	0
0	0	0.0	0	0
0	0	0.0	0	0
0	0	0.0	0	0
24	65	2.7	14	0

Joel Makovicka

Date	Opponent	Att.	Yds.	Avg.	Lg	TD
Sunday, September 8	At Washington Redskins	0	0	0.0	0	0
Sunday, September 15	At Seattle Seahawks	Did not play (hamstring)				
Sunday, September 22	San Diego Chargers	0	0	0.0	0	0
Sunday, September 29	New York Giants	0	0	0.0	0	0
Sunday, October 6	At Carolina Panthers	2	10	5.0	6	0
Sunday, October 13	Open Date					
Sunday, October 20	Dallas Cowboys	Did not play (hamstring)				
Sunday, October 27	At San Francisco 49ers	Did not play (hamstring)				
Sunday, November 3	St. Louis Rams	Did not play (hamstring)				
Sunday, November 10	Seattle Seahawks	0	0	0.0	0	0
Sunday, November 17	At Philadelphia Eagles	0	0	0.0	0	0
Sunday, November 24	Oakland Raiders	0	0	0.0	0	0
Sunday, December 1	At Kansas City Chiefs	0	0	0.0	0	0
Sunday, December 8	Detroit Lions	2	27	13.5	22	0
Sunday, December 15	At St. Louis Rams	1	17	17.0	17	0
Saturday, December 21	San Francisco 49ers	0	0	0.0	0	0
Sunday, December 29	At Denver Broncos	0	0	0.0	0	0
Totals		5	54	10.8	22	0

Others

David Boston
One rush for 7 yards vs. San Diego, Sept. 22; one rush for 22 yards at San Francisco, Oct. 27
Kevin Kasper
Two rushes for 10 yards vs. S.F., Dec. 21; one rush for 9 yards vs. Detroit, Dec. 9
MarTay Jenkins
One rush for 10 yards at Seattle, Sept. 15; one rush for -9 yards vs. N.Y. Giants, Sept. 29
Scott Player
One rush for no yards on mishandled field goal try at K.C., Dec. 1
Frank Sanders
One rush for 5 yards at Wash., Sept. 8; one rush for 7 yards at Carolina, Oct. 6; one rush for -8 yards vs. Oakland, Nov. 24

Individual Passing

Jake Plummer

Date	Opponent	Att.	Comp.	Yds.	Pct.	TD	Int.	Long	Tkl/Lost
Sunday, September 8	At Washington Redskins	36	14	187	38.9	1	1	34	1/0
Sunday, September 15	At Seattle Seahawks	22	10	107	45.5	1	1	20	2/9
Sunday, September 22	San Diego Chargers	36	16	229	44.4	2	2	65	3/29
Sunday, September 29	New York Giants	32	23	168	71.9	1	0	23	1/7
Sunday, October 6	At Carolina Panthers	40	18	221	45.0	1	1	37	1/0
Sunday, October 13	Open Date								
Sunday, October 20	Dallas Cowboys	46	23	232	50.0	0	0	23	1/4
Sunday, October 27	At San Francisco 49ers	36	24	286	66.7	0	3	26	3/17
Sunday, November 3	St. Louis Rams	30	19	193	63.3	1	1	35	3/22
Sunday, November 10	Seattle Seahawks	29	17	226	58.6	0	2	42	0/0
Sunday, November 17	At Philadelphia Eagles	35	20	163	57.1	2	1	24	4/39
Sunday, November 24	Oakland Raiders	34	16	145	47.1	2	2	31	2/14
Sunday, December 1	At Kansas City Chiefs	31	14	88	45.2	0	3	15	2/10
Sunday, December 8	Detroit Lions	43	24	228	55.8	2	1	23	6/48
Sunday, December 15	At St. Louis Rams	27	17	258	62.9	2	1	80	1/9
Saturday, December 21	San Francisco 49ers	26	16	109	61.5	2	1	15	5/33
Sunday, December 29	At Denver Broncos	27	13	132	48.1	1	0	22	1/7
Totals		530	284	2,972	53.6	18	20	651	36/248

Josh McCown

Date	Opponent	Att.	Comp.	Yds.	Pct.	TD	Int.	Long	Tkl/Lost
Sunday, September 8	At Washington Redskins	Did not play							
Sunday, September 15	At Seattle Seahawks	Did not play							
Sunday, September 22	San Diego Chargers	Did not play							
Sunday, September 29	New York Giants	Did not play							
Sunday, October 6	At Carolina Panthers	Did not play							
Sunday, October 13	Open Date								
Sunday, October 20	Dallas Cowboys	Did not play							
Sunday, October 27	At San Francisco 49ers	Did not play							
Sunday, November 3	St. Louis Rams	Did not play							
Sunday, November 10	Seattle Seahawks	Did not play							
Sunday, November 17	At Philadelphia Eagles	Did not play							
Sunday, November 24	Oakland Raiders	Did not play							
Sunday, December 1	At Kansas City Chiefs	12	4	45	33.3	0	1	26	3/27
Sunday, December 8	Detroit Lions	Did not play							
Sunday, December 15	At St. Louis Rams	Did not play							
Saturday, December 21	San Francisco 49ers	Did not play							
Sunday, December 29	At Denver Broncos	6	3	21	50.0	0	1	8	2/23
Totals		18	7	66	38.9	0	2	26	5/50

Individual Receiving

Freddie Jones

Date	Opponent	Rec.	Yds.	Avg.	Lg	TD
Sunday, September 8	At Washington Redskins	1	10	10.0	10	0
Sunday, September 15	At Seattle Seahawks	1	10	10.0	10	0
Sunday, September 22	San Diego Chargers	5	39	7.8	12	0
Sunday, September 29	New York Giants	5	34	6.8	23	0
Sunday, October 6	At Carolina Panthers	3	28	9.3	15	1
Sunday, October 13	Open Date					
Sunday, October 20	Dallas Cowboys	2	4	2.0	2	0
Sunday, October 27	At San Francisco 49ers	5	42	8.4	16	0
Sunday, November 3	St. Louis Rams	2	23	11.5	15	0
Sunday, November 10	Seattle Seahawks	0	0	0.0	0	0
Sunday, November 17	At Philadelphia Eagles	4	43	10.8	24	0
Sunday, November 24	Oakland Raiders	3	9	3.0	6	0
Sunday, December 1	At Kansas City Chiefs	5	29	5.8	9	0
Sunday, December 8	Detroit Lions	4	42	10.5	17	0
Sunday, December 15	At St. Louis Rams	0	0	0.0	0	0
Saturday, December 21	San Francisco 49ers	0	0	0.0	0	0
Sunday, December 29	At Denver Broncos	4	45	11.3	18	0
Totals		44	358	8.1	24	1

Marcel Shipp

Date	Opponent	Rec.	Yds.	Avg.	Lg	TD
Sunday, September 8	At Washington Redskins	0	0	0.0	0	0
Sunday, September 15	At Seattle Seahawks	0	0	0.0	0	0
Sunday, September 22	San Diego Chargers	1	31	31.0	31	1
Sunday, September 29	New York Giants	5	39	7.8	12	1
Sunday, October 6	At Carolina Panthers	Did not play (knee)				
Sunday, October 13	Open Date					
Sunday, October 20	Dallas Cowboys	1	14	14.0	14	0
Sunday, October 27	At San Francisco 49ers	1	15	15.0	15	0
Sunday, November 3	St. Louis Rams	3	26	8.7	11	0
Sunday, November 10	Seattle Seahawks	2	20	10.0	18	0
Sunday, November 17	At Philadelphia Eagles	5	50	10.0	16	0
Sunday, November 24	Oakland Raiders	2	20	10.0	13	0
Sunday, December 1	At Kansas City Chiefs	7	37	5.3	13	0
Sunday, December 8	Detroit Lions	4	45	11.3	13	0
Sunday, December 15	At St. Louis Rams	2	79	39.5	80	1
Saturday, December 21	San Francisco 49ers	4	31	7.8	15	0
Sunday, December 29	At Denver Broncos	1	6	6.0	6	0
Totals		38	413	10.9	80	3

Frank Sanders

Date	Opponent	Rec.	Yds.	Avg.	Lg	TD
Sunday, September 8	At Washington Redskins	0	0	0.0	0	0
Sunday, September 15	At Seattle Seahawks	1	4	4.0	4	1
Sunday, September 22	San Diego Chargers	2	11	5.5	6	0
Sunday, September 29	New York Giants	3	28	9.3	16	0
Sunday, October 6	At Carolina Panthers	4	70	17.5	37	0
Sunday, October 13	Open Date					
Sunday, October 20	Dallas Cowboys	4	27	6.8	8	0
Sunday, October 27	At San Francisco 49ers	6	76	12.7	25	0
Sunday, November 3	St. Louis Rams	6	67	11.2	35	1
Sunday, November 10	Seattle Seahawks	5	62	12.4	27	0
Sunday, November 17	At Philadelphia Eagles	0	0	0.0	0	0
Sunday, November 24	Oakland Raiders	3	55	18.3	31	0
Sunday, December 1	At Kansas City Chiefs	0	0	0.0	0	0
Sunday, December 8	Detroit Lions	Inactive (foot)				
Sunday, December 15	At St. Louis Rams	Inactive (foot)				
Saturday, December 21	San Francisco 49ers	Inactive (foot)				
Sunday, December 29	At Denver Broncos	Injured reserve (foot)				
Totals		34	400	11.8	37	2

David Boston

Date	Opponent	Rec.	Yds.	Avg.	Lg	TD
Sunday, September 8	At Washington Redskins	7	138	19.7	34	1
Sunday, September 15	At Seattle Seahawks	4	49	12.3	20	0
Sunday, September 22	San Diego Chargers	3	57	19.0	24	0
Sunday, September 29	New York Giants	2	18	9.0	14	0
Sunday, October 6	At Carolina Panthers	3	43	14.3	16	0
Sunday, October 13	Open Date					
Sunday, October 20	Dallas Cowboys	6	110	18.3	23	0
Sunday, October 27	At San Francisco 49ers	6	83	13.8	26	0
Sunday, November 3	St. Louis Rams	1	14	14.0	14	0
Sunday, November 10	Seattle Seahawks	Inactive - knee				
Sunday, November 17	At Philadelphia Eagles	Injured reserve - knee				
Sunday, November 24	Oakland Raiders	Injured reserve - knee				
Sunday, December 1	At Kansas City Chiefs	Injured reserve - knee				
Sunday, December 8	Detroit Lions	Injured reserve - knee				
Sunday, December 15	At St. Louis Rams	Injured reserve - knee				
Saturday, December 21	San Francisco 49ers	Injured reserve - knee				
Sunday, December 29	At Denver Broncos	Injured reserve - knee				
Totals		32	512	16.0	34	1

Jason McAddley

Date	Opponent	Rec.	Yds.	Avg.	Lg	TD
Sunday, September 8	At Washington Redskins	Inactive				
Sunday, September 15	At Seattle Seahawks	Inactive				
Sunday, September 22	San Diego Chargers	Inactive				
Sunday, September 29	New York Giants	Inactive				
Sunday, October 6	At Carolina Panthers	Inactive				
Sunday, October 13	Open Date					
Sunday, October 20	Dallas Cowboys	Inactive				
Sunday, October 27	At San Francisco 49ers	Inactive				
Sunday, November 3	St. Louis Rams	2	30	15.0	25	0
Sunday, November 10	Seattle Seahawks	5	113	22.6	42	0
Sunday, November 17	At Philadelphia Eagles	1	12	12.0	12	1
Sunday, November 24	Oakland Raiders	2	20	10.0	11	0
Sunday, December 1	At Kansas City Chiefs	2	32	16.0	26	0
Sunday, December 8	Detroit Lions	5	48	9.6	19	0
Sunday, December 15	At St. Louis Rams	3	57	19.0	22	0
Saturday, December 21	San Francisco 49ers	2	12	6.0	9	0
Sunday, December 29	At Denver Broncos	3	38	12.7	19	0
Totals		25	362	14.5	42	1

MarTay Jenkins

Date	Opponent	Rec.	Yds.	Avg.	Lg	TD
Sunday, September 8	At Washington Redskins	1	18	18.0	18	0
Sunday, September 15	At Seattle Seahawks	1	17	17.0	17	0
Sunday, September 22	San Diego Chargers	2	70	35.0	65	1
Sunday, September 29	New York Giants	6	33	5.5	8	0
Sunday, October 6	At Carolina Panthers	2	28	14.0	17	0
Sunday, October 13	Open Date					
Sunday, October 20	Dallas Cowboys	5	38	7.6	11	0
Sunday, October 27	At San Francisco 49ers	4	46	11.5	17	0
Sunday, November 3	St. Louis Rams	0	0	0.0	0	0
Sunday, November 10	Seattle Seahawks	Injured reserve - (scapula)				
Sunday, November 17	At Philadelphia Eagles	Injured reserve - (scapula)				
Sunday, November 24	Oakland Raiders	Injured reserve - (scapula)				
Sunday, December 1	At Kansas City Chiefs	Injured reserve - (scapula)				
Sunday, December 8	Detroit Lions	Injured reserve - (scapula)				
Sunday, December 15	At St. Louis Rams	Injured reserve - (scapula)				
Saturday, December 21	San Francisco 49ers	Injured reserve - (scapula)				
Sunday, December 29	At Denver Broncos	Injured reserve - (scapula)				
Totals		21	250	11.9	65	1

Thomas Jones

Steve Bush

Date	Opponent	Rec.	Yds.	Avg.	Lg	TD	Rec.	Yds.	Avg.	Lg	TD
Sunday, September 8	At Washington Redskins	3	7	2.3	10	0	0	0	0.0	0	0
Sunday, September 15	At Seattle Seahawks	2	18	9.0	11	0	1	9	9.0	9	0
Sunday, September 22	San Diego Chargers	1	6	6.0	6	0	1	13	13.0	13	0
Sunday, September 29	New York Giants	0	0	0.0	0	0	0	0	0.0	0	0
Sunday, October 6	At Carolina Panthers	inactive (ankle)					0	0	0.0	0	0
Sunday, October 13	Open Date										
Sunday, October 20	Dallas Cowboys	3	17	5.7	6	0	2	22	11.0	12	0
Sunday, October 27	At San Francisco 49ers	2	24	12.0	17	0	0	0	0.0	0	0
Sunday, November 3	St. Louis Rams	4	31	7.8	11	0	1	2	2.0	2	0
Sunday, November 10	Seattle Seahawks	3	8	2.7	6	0	1	9	9.0	9	0
Sunday, November 17	At Philadelphia Eagles	2	2	1.0	1	0	2	12	6.0	8	0
Sunday, November 24	Oakland Raiders	Injured reserve (hand)					1	5	5.0	5	0
Sunday, December 1	At Kansas City Chiefs	Injured reserve (hand)					1	0	0.0	0	0
Sunday, December 8	Detroit Lions	Injured reserve (hand)					0	0	0.0	0	0
Sunday, December 15	At St. Louis Rams	Injured reserve (hand)					2	12	6.0	11	1
Saturday, December 21	San Francisco 49ers	Injured reserve (hand)					4	23	5.8	8	0
Sunday, December 29	At Denver Broncos	Injured reserve (hand)					3	14	4.7	9	0
Totals		20	113	5.7	17	0	19	121	6.4	13	1

Kevin Kasper

Joel Makovicka

Date	Opponent	Rec.	Yds.	Avg.	Lg	TD	Rec.	Yds.	Avg.	Lg	TD
Sunday, September 8	At Washington Redskins						2	14	7.0	9	0
Sunday, September 15	At Seattle Seahawks						1	2	2.0	2	0
Sunday, September 22	San Diego Chargers						0	0	0.0	0	0
Sunday, September 29	New York Giants						0	0	0.0	0	0
Sunday, October 6	At Carolina Panthers						3	16	5.3	7	0
Sunday, October 13	Open Date										
Sunday, October 20	Dallas Cowboys						inactive (hamstring)				
Sunday, October 27	At San Francisco 49ers						inactive (hamstring)				
Sunday, November 3	St. Louis Rams						inactive (hamstring)				
Sunday, November 10	Seattle Seahawks						0	0	0.0	0	0
Sunday, November 17	At Philadelphia Eagles						2	7	3.5	5	1
Sunday, November 24	Oakland Raiders	0	0	0.0	0	0	2	11	5.5	10	1
Sunday, December 1	At Kansas City Chiefs	0	0	0.0	0	0	0	0	0.0	0	0
Sunday, December 8	Detroit Lions	3	49	16.3	23	0	2	3	1.5	2	1
Sunday, December 15	At St. Louis Rams	4	54	13.5	24	0	2	22	11.0	17	0
Saturday, December 21	San Francisco 49ers	4	33	8.3	15	2	0	0	0.0	0	0
Sunday, December 29	At Denver Broncos	4	44	11.0	22	1	1	6	6.0	6	0
Totals		15	180	12.0	24	3	15	81	5.4	17	3

Nathan Poole

Arnold Jackson

Date	Opponent	Rec.	Yds.	Avg.	Lg	TD	Rec.	Yds.	Avg.	Lg	TD
Sunday, September 8	At Washington Redskins										
Sunday, September 15	At Seattle Seahawks										
Sunday, September 22	San Diego Chargers										
Sunday, September 29	New York Giants										
Sunday, October 6	At Carolina Panthers										
Sunday, October 13	Open Date										
Sunday, October 20	Dallas Cowboys										
Sunday, October 27	At San Francisco 49ers										
Sunday, November 3	St. Louis Rams										
Sunday, November 10	Seattle Seahawks										
Sunday, November 17	At Philadelphia Eagles						2	17	8.5	10	0
Sunday, November 24	Oakland Raiders						3	25	8.3	11	1
Sunday, December 1	At Kansas City Chiefs	3	35	11.7	15	0					
Sunday, December 8	Detroit Lions	6	41	6.8	11	1					
Sunday, December 15	At St. Louis Rams	2	22	11.0	14	0					
Saturday, December 21	San Francisco 49ers	2	10	5.0	6	0					
Sunday, December 29	At Denver Broncos	0	0	0.0	0	0					
Totals		13	108	8.3	15	1	5	42	8.4	11	1

Others

- **Bryan Gilmore:** One reception for 14 yards vs. N.Y. Giants, Sept. 29.
- **Jake Plummer:** One reception for 2 yards vs. N.Y. Giants, Sept. 29.
- **Jason Starkey:** One reception for 7 yards at St. Louis, Dec. 15.

- **Jake Soliday:** One reception for 14 yards vs. Seattle, Nov. 10; two receptions for 20 yards at Philadelphia, Nov. 17.

Individual Place Kicking

Bill Gramatica

Date	Opponent	1-19	20-29	30-39	40-49	50+	Total	PAT	Pts.	Breakdowns	KO/TB
Sunday, September 8	At Washington Redskins	0-0	1-1	2-2	0-0	0-1	3-4	2-2	11	36G, 20G, 39G, 52WR	6/0
Sunday, September 15	At Seattle Seahawks	0-0	1-1	0-0	0-0	0-0	1-1	3-3	6	23G	5/0
Sunday, September 22	San Diego Chargers	0-0	0-0	0-0	0-0	0-0	0-0	1-1	1		4/0
Sunday, September 29	New York Giants	0-0	0-0	0-0	0-1	0-0	0-1	3-3	3	42WR	4/0
Sunday, October 6	At Carolina Panthers	0-0	1-1	0-0	1-1	1-1	3-3	1-1	10	41G, 28G, 50G	5/0
Sunday, October 13	Open Date										
Sunday, October 20	Dallas Cowboys	0-0	1-2	0-0	2-2	0-2	3-6	0-0	9	41G, 52S, 23G, 28W, 51W, 40G	3/0
Sunday, October 27	At San Francisco 49ers	0-0	0-0	0-0	0-0	0-0	0-0	4-4	4		5/0
Sunday, November 3	St. Louis Rams	0-0	0-0	0-0	0-0	0-0	0-0	2-2	2		3/0
Sunday, November 10	Seattle Seahawks	0-0	1-1	0-0	1-1	0-0	2-2	0-0	6	40G, 27G	3/0
Sunday, November 17	At Philadelphia Eagles	0-0	0-0	0-0	0-0	0-0	0-0	2-2	2		3/0
Sunday, November 24	Oakland Raiders	0-0	0-0	0-0	0-0	0-0	0-0	2-2	2		4/0
Sunday, December 1	At Kansas City Chiefs	0-0	0-0	0-0	0-0	0-0	0-0	0-0	0		8/0
Sunday, December 8	Detroit Lions	0-0	1-1	0-0	1-1	0-0	3-3	2-2	11	29G, 41G, 42G	5/0
Sunday, December 15	At St. Louis Rams	0-0	0-0	0-0	0-0	0-0	0-0	4-4	4		5/0
Saturday, December 21	San Francisco 49ers	0-0	0-0	0-0	0-1	0-0	0-1	2-2	2	40WR	3/0
Sunday, December 29	At Denver Broncos	0-0	0-0	0-0	0-0	0-0	0-0	1-1	1		2/0
Totals		0-0	6-7	2-2	5-7	1-4	15-21	29-29	74		68/0

Individual Punting

Scott Player

Date	Opponent	Punts	Yards	Avg.	TB	Inside			Net Avg.	Breakdowns (Inside 20 underlined>)
						20	Long	Blk.		
Sunday, September 8	At Washington Redskins	5	227	45.4	1	1	51	0	36.2	48, 40, 42, 46, 51
Sunday, September 15	At Seattle Seahawks	6	250	41.7	2	2	52	0	33.2	27, 46, 52, 45, 43, 37
Sunday, September 22	San Diego Chargers	4	198	49.5	2	0	56	1	27.3	53, 40, 56, 49
Sunday, September 29	New York Giants	5	205	41.0	0	2	58	0	35.6	35, 37, 38, 37, 58
Sunday, October 6	At Carolina Panthers	7	328	46.9	1	1	55	0	38.9	51, <u>35</u> , 55, 40, 52, 44, 51
Sunday, October 13	Open Date									
Sunday, October 20	Dallas Cowboys	7	291	41.6	1	5	48	0	38.7	46, <u>47</u> , <u>46</u> , <u>32</u> , 44, <u>37</u> , 38
Sunday, October 27	At San Francisco 49ers	2	75	37.5	0	0	43	0	17.5	43, 32
Sunday, November 3	St. Louis Rams	4	162	40.5	0	1	47	0	39.0	39, 34, 42, 47
Sunday, November 10	Seattle Seahawks	2	93	46.5	1	1	50	0	36.5	50, 43
Sunday, November 17	At Philadelphia Eagles	5	188	37.6	0	3	44	0	36.8	38, 51, 44, 41, 34
Sunday, November 24	Oakland Raiders	8	366	45.8	0	2	55	0	44.0	38, 51, 44, 51, 48, 37, 55, 52
Sunday, December 1	At Kansas City Chiefs	8	373	46.6	0	2	52	0	30.6	52, 45, 48, 50, <u>48</u> , 43, <u>51</u> , 36
Sunday, December 8	Detroit Lions	8	356	44.5	0	2	49	0	32.0	45, 49, 46, 42, <u>34</u> , 48, 49, 43
Sunday, December 15	At St. Louis Rams	7	327	46.7	2	1	53	0	25.3	37, 53, 43, 47, 52, 47
Saturday, December 21	San Francisco 49ers	4	178	44.5	0	1	55	0	43.0	39, 55, 42, 42
Sunday, December 29	At Denver Broncos	6	247	41.2	0	4	52	0	38.3	52, 35, 39, 46, <u>33</u> , 42
Totals		88	3,864	43.9	10	28	58	1	35.0	

Individual Punt Returns

Arnold Jackson

Date	Opponent	Ret.	Yds.	Avg.	Long	FC	TD
Sunday, September 8	At Washington Redskins	3	24	8.0	11	0	0
Sunday, September 15	At Seattle Seahawks	2	-2	-1.0	1	0	0
Sunday, September 22	San Diego Chargers	1	6	6.0	6	2	0
Sunday, September 29	New York Giants	3	11	3.7	5	0	0
Sunday, October 6	At Carolina Panthers	2	0	0.0	0	0	0
Sunday, October 13	Open Date						
Sunday, October 20	Dallas Cowboys	4	40	10.0	19	1	0
Sunday, October 27	At San Francisco 49ers	4	24	6.0	19	0	0
Sunday, November 3	St. Louis Rams	1	4	4.0	4	0	0
Sunday, November 10	Seattle Seahawks	2	22	11.0	18	1	0
Sunday, November 17	At Philadelphia Eagles	0	0	0.0	0	1	0
Sunday, November 24	Oakland Raiders	1	12	12.0	12	0	0
Sunday, December 1	At Kansas City Chiefs	2	8	4.0	9	0	0
Sunday, December 8	Detroit Lions	4	8	2.0	4	0	0
Sunday, December 15	At St. Louis Rams	1	22	22.0	22	0	0
Saturday, December 21	San Francisco 49ers	0	0	0.0	0	0	0
Sunday, December 29	At Denver Broncos	1	3	3.0	3	0	0
Totals		31	182	5.9	19	5	0

Others

Individual Kickoff Returns

MarTay Jenkins

Kevin Kasper

Date	Opponent	Ret.	Yds.	Avg.	Lg	TD	Ret.	Yds.	Avg.	Lg	TD
Sunday, September 8	At Washington Redskins	2	43	21.5	22	0					
Sunday, September 15	At Seattle Seahawks	4	161	40.3	95t	1					
Sunday, September 22	San Diego Chargers	1	20	20.0	20	0					
Sunday, September 29	New York Giants	2	42	21.0	22	0					
Sunday, October 6	At Carolina Panthers	2	46	23.0	29	0					
Sunday, October 13	Open Date										
Sunday, October 20	Dallas Cowboys	2	61	30.5	37	0					
Sunday, October 27	At San Francisco 49ers	6	164	27.3	36	0					
Sunday, November 3	St. Louis Rams	1	22	22.0	22	0					
Sunday, November 10	Seattle Seahawks	Injured reserve (shoulder)									
Sunday, November 17	At Philadelphia Eagles	Injured reserve (shoulder)									
Sunday, November 24	Oakland Raiders	Injured reserve (shoulder)									
Sunday, December 1	At Kansas City Chiefs	Injured reserve (shoulder)									
Sunday, December 8	Detroit Lions	Injured reserve (shoulder)									
Saturday, December 15	At St. Louis Rams	Injured reserve (shoulder)									
Saturday, December 21	San Francisco 49ers	Injured reserve (shoulder)									
Sunday, December 29	At Denver Broncos	Injured reserve (shoulder)									
Totals		20	559	28.0	95t	1	6	164	27.3	36	0

Others

- **Damien Anderson:** 6-113-18.8-27-0 vs. Seattle Nov. 10; 4-81-20.3-24-0 at Philadelphia, Nov. 17; 2-33-16.5-19-0 vs. Detroit, Dec. 8.
- **Mike Banks:** One kickoff return for 18 yards vs. Oakland, Nov. 24.
- **Tom Burke:** One kickoff return for 15 yards at Wash. Sept. 8.
- **Joel Makovicka:** Two kickoff returns for 30 yards at K.C., Dec. 1.

- **Jason McAddley:** 2-45-22.5-25-0 vs. St. Louis, Nov. 3.
- **Don Morgan:** One kickoff return for one yard at S.F. Oct. 27.
- **Marcel Shipp:** Two kickoff returns for 49 yards at Wash. Sept. 9; 3-52-17.3-18-0 vs. St. Louis, Nov. 3; 1-19-19.0-19-0 at Philadelphia, Nov. 17.
- **Michael Young:** One kickoff return for 12 yards at Wash. Sept. 8.

Individual Defense

Ronald McKinnon

Date	Opponent	Tackles			QB Sack	QB Hurry	TFL	Int.	PD	FR	FF
		Solo	A	Total							
Sunday, September 8	At Washington Redskins	7	8	15	0/0	0	0	0	0	0	0
Sunday, September 15	At Seattle Seahawks	8	3	11	0/0	0	0	0	1	0	0
Sunday, September 22	San Diego Chargers	5	6	11	0/0	0	1	0	0	0	0
Sunday, September 29	New York Giants	5	2	7	0/0	0	0	0	0	0	0
Sunday, October 6	At Carolina Panthers	6	2	8	0/0	0	1	0	0	0	0
Sunday, October 13	Open Date										
Sunday, October 20	Dallas Cowboys	4	5	9	0/0	1	0	0	0	0	0
Sunday, October 27	At San Francisco 49ers	5	6	11	0/0	2	1	0	0	0	0
Sunday, November 3	St. Louis Rams	3	3	6	0/0	0	0	0	0	0	0
Sunday, November 10	Seattle Seahawks	8	2	10	0/0	1	1	0	1	0	0
Sunday, November 17	At Philadelphia Eagles	4	8	12	0/0	0	0	0	0	0	0
Sunday, November 24	Oakland Raiders	5	1	6	0/0	0	0	0	0	0	0
Sunday, December 1	At Kansas City Chiefs	5	4	9	0/0	0	0	0	0	0	0
Sunday, December 8	Detroit Lions	0	6	6	0/0	0	0	0	0	0	0
Sunday, December 15	At St. Louis Rams	7	3	10	0/0	2	0	0	0	0	0
Saturday, December 21	San Francisco 49ers	6	4	10	0/0	1	0	0	0	0	0
Sunday, December 29	At Denver Broncos	7	2	9	0/0	0	0	0	1	0	0
Totals		85	65	150	0/0	7	4	0	3	0	0

Ray Thompson

Date	Opponent	Tackles			QB Sack	QB Hurry	TFL	Int.	PD	FR	FF
		Solo	A	Total							
Sunday, September 8	At Washington Redskins	6	5	11	0/0	0	0	0	0	0	0
Sunday, September 15	At Seattle Seahawks	0	1	1	0/0	0	0	0	0	0	0
Sunday, September 22	San Diego Chargers	1	3	4	0/0	0	0	0	0	0	0
Sunday, September 29	New York Giants	1	5	6	0/0	0	0	0	0	0	0
Sunday, October 6	At Carolina Panthers	8	5	13	0/0	0	1	0	0	0	1
Sunday, October 13	Open Date										
Sunday, October 20	Dallas Cowboys	6	2	8	0/0	0	0	0	0	0	0
Sunday, October 27	At San Francisco 49ers	4	2	6	0/0	1	1	0	0	0	0
Sunday, November 3	St. Louis Rams	8	4	12	1.5/16.5	1	1	0	0	0	0
Sunday, November 10	Seattle Seahawks	3	3	6	0/0	0	1	0	0	0	0
Sunday, November 17	At Philadelphia Eagles	6	6	12	0/0	0	0	0	0	0	0
Sunday, November 24	Oakland Raiders	9	5	14	0/0	0	1	0	0	0	0
Sunday, December 1	At Kansas City Chiefs	6	0	6	0/0	0	1	0	0	0	0
Sunday, December 8	Detroit Lions	9	0	9	0/0	0	1	0	1	0	0
Sunday, December 15	At St. Louis Rams	3	6	9	0/0	1	0	0	0	0	0
Saturday, December 21	San Francisco 49ers	3	6	9	0/0	1	0	0	1	0	0
Sunday, December 29	At Denver Broncos	8	5	13	1/7	3	0	0	1	0	0
Totals		81	58	139	2.5/23.5	7	7	0	3	0	1

Kwamie Lassiter

Date	Opponent	Tackles			QB Sack	QB Hurry	TFL	Int.	PD	FR	FF
		Solo	A	Total							
Sunday, September 6	At Washington Redskins	7	3	10	0/0	0	0	0	1	0	0
Sunday, September 15	At Seattle Seahawks	2	5	7	0/0	0	0	0	1	0	1
Sunday, September 22	San Diego Chargers	5	3	8	0/0	0	0	0	2	0	0
Sunday, September 29	New York Giants	1	1	2	0/0	0	0	0	1	1	0
Sunday, October 6	At Carolina Panthers	0	2	2	0/0	0	0	1	0	0	0
Sunday, October 13	Open Date										
Sunday, October 20	Dallas Cowboys	4	1	5	0/0	0	0	0	0	0	0
Sunday, October 27	At San Francisco 49ers	5	4	9	0/0	0	1	0	0	0	0
Sunday, November 3	St. Louis Rams	5	5	10	0/0	0	0	0	1	0	0
Sunday, November 10	Seattle Seahawks	5	5	10	0/0	0	0	0	0	0	0
Sunday, November 17	At Philadelphia Eagles	4	5	9	0/0	0	0	0	0	0	0
Sunday, November 24	Oakland Raiders	7	4	11	0/0	0	1	1	1	0	0
Sunday, December 1	At Kansas City Chiefs	7	5	12	0/0	0	0	0	0	0	0
Sunday, December 8	Detroit Lions	7	2	9	0/0	1	2	0	0	0	0
Sunday, December 15	At St. Louis Rams	2	1	3	0/0	0	0	0	1	0	0
Saturday, December 21	San Francisco 49ers	4	2	6	0/0	0	0	0	0	0	0
Sunday, December 29	At Denver Broncos	4	2	6	0/0	1	0	0	0	0	0
Totals		69	50	119	0/0	2	4	2	8	1	1

Adrian Wilson

Date	Opponent	Tackles			QB Sack	QB Hurry	TFL	Int.	PD	FR	FF
		Solo	A	Total							
Sunday, September 8	At Washington Redskins	Inactive (shoulder)									
Sunday, September 15	At Seattle Seahawks	3	3	6	0/0	0	0	0	0	0	0
Sunday, September 22	San Diego Chargers	5	2	7	0/0	0	0	0	0	0	0
Sunday, September 29	New York Giants	5	3	8	0/0	0	0	0	0	0	0
Sunday, October 6	At Carolina Panthers	3	6	9	0/0	0	1	0	1	0	0
Sunday, October 13	Open Date	7	2	9	1/6	0	0	3	3	0	0
Sunday, October 20	Dallas Cowboys										
Sunday, October 27	At San Francisco 49ers	3	1	4	0/0	0	0	0	0	0	0
Sunday, November 3	St. Louis Rams	6	6	12	0/0	0	1	0	0	0	0
Sunday, November 10	Seattle Seahawks	10	1	11	0/0	0	0	0	0	0	0
Sunday, November 17	At Philadelphia Eagles	6	4	10	0.5/2.5	0	0	1	0	0	1
Sunday, November 24	Oakland Raiders	6	2	8	0/0	1	0	0	0	0	0
Sunday, December 1	At Kansas City Chiefs	4	3	7	0/0	0	0	0	1	0	0
Sunday, December 8	Detroit Lions	1	2	3	0/0	0	0	0	1	0	0
Sunday, December 15	At St. Louis Rams	3	3	6	0/0	1	0	0	0	0	0
Saturday, December 21	San Francisco 49ers	6	4	10	0/0	0	0	0	0	0	0
Sunday, December 29	At Denver Broncos	Inactive (shoulder)									
Totals		68	42	110	1.5/8.5	2	2	4	6	0	1

David Barrett

Date	Opponent	Tackles			QB Sack	QB Hurry	TFL	Int.	PD	FR	FF
		Solo	A	Total							
Sunday, September 8	At Washington Redskins	7	3	10	0/0	0	0	0	0	0	0
Sunday, September 15	At Seattle Seahawks	7	2	9	0/0	0	0	0	2	1	0
Sunday, September 22	San Diego Chargers	2	2	4	0/0	0	0	0	1	0	0
Sunday, September 29	New York Giants	3	1	4	0/0	0	0	1	0	0	0
Sunday, October 6	At Carolina Panthers	4	2	6	0/0	0	0	0	1	0	0
Sunday, October 13	Open Date										
Sunday, October 20	Dallas Cowboys	4	1	5	0/0	0	1	0	0	0	0
Sunday, October 27	At San Francisco 49ers	3	2	5	0/0	0	0	0	1	0	0
Sunday, November 3	St. Louis Rams	2	2	4	0/0	0	0	1	2	0	0
Sunday, November 10	Seattle Seahawks	4	2	6	0/0	0	0	0	0	0	0
Sunday, November 17	At Philadelphia Eagles	4	3	7	0/0	0	0	0	0	0	1
Sunday, November 24	Oakland Raiders	8	1	9	0/0	0	0	0	1	0	0
Sunday, December 1	At Kansas City Chiefs	2	3	5	0/0	0	0	0	1	0	0
Sunday, December 8	Detroit Lions	2	1	3	0/0	0	0	0	0	0	0
Sunday, December 15	At St. Louis Rams	5	0	5	0/0	0	1	1	1	0	0
Saturday, December 21	San Francisco 49ers	Inactive (hip)									
Sunday, December 29	At Denver Broncos	Inactive (hip)									
Totals		57	25	82	0/0	0	2	3	10	1	1

Renaldo Hill

Date	Opponent	Tackles			QB Sack	QB Hurry	TFL	Int.	PD	FR	FF
		Solo	A	Total							
Sunday, September 8	At Washington Redskins	2	1	3	0/0	0	0	0	0	0	0
Sunday, September 15	At Seattle Seahawks	2	2	4	0/0	0	0	0	1	0	0
Sunday, September 22	San Diego Chargers	8	2	10	0/0	0	0	0	1	0	0
Sunday, September 29	New York Giants	5	0	5	0/0	0	1	0	1	0	0
Sunday, October 6	At Carolina Panthers	4	4	8	0/0	0	0	0	1	2	0
Sunday, October 13	Open Date										
Sunday, October 20	Dallas Cowboys	6	1	7	0/0	0	0	1	1	0	0
Sunday, October 27	At San Francisco 49ers	1	2	3	0/0	0	0	0	1	0	0
Sunday, November 3	St. Louis Rams	Inactive (foot)									
Sunday, November 10	Seattle Seahawks	0	0	0	0/0	0	0	0	0	0	0
Sunday, November 17	At Philadelphia Eagles	1	0	1	0/0	0	0	0	0	0	0
Sunday, November 24	Oakland Raiders	Inactive (groin)									
Sunday, December 1	At Kansas City Chiefs	4	3	7	0/0	1	0	0	1	0	0
Sunday, December 8	Detroit Lions	4	1	5	0/0	1	0	0	2	0	0
Sunday, December 15	At St. Louis Rams	2	0	2	1/8	1	0	0	1	0	0
Saturday, December 21	San Francisco 49ers	8	0	8	0/0	0	0	1	0	0	0
Sunday, December 29	At Denver Broncos	1	2	3	0/0	1	0	0	0	0	0
Totals		48	18	66	1/8	4	1	2	10	2	0

(Individual Defense continued on page 236)

Kyle Vanden Bosch

Date	Opponent	Tackles			QB Sack	QB Hurry	TFL	Int.	PD	FR	FF
		Solo	A	Total							
Sunday, September 8	At Washington Redskins	3	0	3	0/0	2	0	0	0	0	0
Sunday, September 15	At Seattle Seahawks	3	1	4	0/0	0	2	0	0	0	0
Sunday, September 22	San Diego Chargers	2	2	4	1/7	1	0	0	0	0	0
Sunday, September 29	New York Giants	1	1	2	1/3	0	0	0	0	0	0
Sunday, October 6	At Carolina Panthers	3	6	9	1/5	0	1	0	0	0	0
Sunday, October 13	Open Date										
Sunday, October 20	Dallas Cowboys	0	0	0	0/0		0	0	0	0	0
Sunday, October 27	At San Francisco 49ers	5	3	8	0/0	1	2	0	0	0	0
Sunday, November 3	St. Louis Rams	2	3	5	0/0	1	0	0	0	0	0
Sunday, November 10	Seattle Seahawks	2	1	3	0/0	0	1	0	0	0	0
Sunday, November 17	At Philadelphia Eagles	2	8	10	0/0	0	0	0	0	1	0
Sunday, November 24	Oakland Raiders	0	0	0	0/0	0	0	0	0	0	0
Sunday, December 1	At Kansas City Chiefs	2	1	3	0/0	0	0	0	0	0	0
Sunday, December 8	Detroit Lions	3	1	4	0/0	1	1	0	0	0	0
Sunday, December 15	At St. Louis Rams	2	3	5	1/11	1	1	0	0	0	0
Saturday, December 21	San Francisco 49ers	2	1	3	0/0	2	0	0	0	0	0
Sunday, December 29	At Denver Broncos	3	0	3	0/0	0	0	0	0	0	0
Totals		35	31	66	4/26	9	8	0	0	1	0

Rob Fredrickson

Date	Opponent	Tackles			QB Sack	QB Hurry	TFL	Int.	PD	FR	FF
		Solo	A	Total							
Sunday, September 8	At Washington Redskins	4	6	10	0/0	0	0	0	0	0	0
Sunday, September 15	At Seattle Seahawks	6	4	10	1/7	1	1	0	1	0	0
Sunday, September 22	San Diego Chargers	7	2	9	0/0	0	0	0	1	0	0
Sunday, September 29	New York Giants	3	1	4	0/0	0	0	0	0	0	0
Sunday, October 6	At Carolina Panthers	3	4	7	0/0	0	0	0	0	0	0
Sunday, October 13	Open Date										
Sunday, October 20	Dallas Cowboys	2	3	5	0/0	1	0	0	0	0	0
Sunday, October 27	At San Francisco 49ers	1	4	5	0/0	0	0	0	0	0	0
Sunday, November 3	St. Louis Rams	6	1	7	0/0	0	2	0	0	0	0
Sunday, November 10	Seattle Seahawks	1	2	3	0/0	0	0	0	0	0	0
Sunday, November 17	At Philadelphia Eagles	2	2	4	0/0	0	0	0	0	0	0
Sunday, November 24	Oakland Raiders	Inactive (neck)									
Sunday, December 1	At Kansas City Chiefs	Inactive (neck)									
Sunday, December 8	Detroit Lions	Inactive (neck)									
Sunday, December 15	At St. Louis Rams	Injured reserve (neck)									
Saturday, December 21	San Francisco 49ers	Injured reserve (neck)									
Sunday, December 29	At Denver Broncos	Injured reserve (neck)									
Totals		35	29	64	1/7	2	3	0	2	0	0

Duane Starks

Date	Opponent	Tackles			QB Sack	QB Hurry	TFL	Int.	PD	FR	FF
		Solo	A	Total							
Sunday, September 8	At Washington Redskins	2	1	3	0/0	0	0	0	0	0	0
Sunday, September 15	At Seattle Seahawks	3	2	5	0/0	0	0	0	3	0	0
Sunday, September 22	San Diego Chargers	1	0	1	0/0	0	1	0	0	0	0
Sunday, September 29	New York Giants	Inactive (groin)									
Sunday, October 6	At Carolina Panthers	Inactive (groin)									
Sunday, October 13	Open Date										
Sunday, October 20	Dallas Cowboys	Inactive (groin)									
Sunday, October 27	At San Francisco 49ers	Inactive (groin)									
Sunday, November 3	St. Louis Rams	12	0	12	0/0	0	1	1	2	0	0
Sunday, November 10	Seattle Seahawks	4	3	7	0/0	0	0	0	0	0	0
Sunday, November 17	At Philadelphia Eagles	5	2	7	0/0	0	0	0	0	0	0
Sunday, November 24	Oakland Raiders	6	2	8	0/0	0	0	0	1	0	0
Sunday, December 1	At Kansas City Chiefs	Inactive (ankle/knee)									
Sunday, December 8	Detroit Lions	Inactive (ankle/knee)									
Sunday, December 15	At St. Louis Rams	7	1	8	0/0	0	0	1	0	0	0
Saturday, December 21	San Francisco 49ers	2	2	4	0/0	0	0	0	0	0	0
Sunday, December 29	At Denver Broncos	3	2	5	0/0	0	0	0	0	0	0
Totals		45	15	60	0/0	0	2	2	6	0	0

Russell Davis

Date	Opponent	Tackles			QB Sack	QB Hurry	TFL	Int.	PD	FR	FF
		Solo	A	Total							
Sunday, September 8	At Washington Redskins	6	2	8	0/0	0	0	0	0	0	0
Sunday, September 15	At Seattle Seahawks	3	1	4	0/0	1	0	0	0	0	0
Sunday, September 22	San Diego Chargers	1	2	3	0/0	0	0	0	0	0	0
Sunday, September 29	New York Giants	2	1	3	0/0	0	1	0	1	0	0
Sunday, October 6	At Carolina Panthers	2	7	9	0/0	1	0	0	0	0	0
Sunday, October 13	Open Date										
Sunday, October 20	Dallas Cowboys	2	1	3	1/2	0	0	0	0	0	0
Sunday, October 27	At San Francisco 49ers	4	2	6	0/0	0	0	0	0	0	0
Sunday, November 3	St. Louis Rams	1	2	3	0/0	0	0	0	0	0	0
Sunday, November 10	Seattle Seahawks	5	1	6	1/5	0	0	0	0	0	0
Sunday, November 17	At Philadelphia Eagles	2	0	2	0/0	0	0	0	0	0	0
Sunday, November 24	Oakland Raiders	2	0	2	0/0	1	0	0	1	0	0
Sunday, December 1	At Kansas City Chiefs	2	0	2	0/0	0	0	0	0	0	0
Sunday, December 8	Detroit Lions	0	1	1	0/0	2	0	0	0	0	0
Sunday, December 15	At St. Louis Rams	1	0	1	0/0	0	0	0	0	0	0
Saturday, December 21	San Francisco 49ers	2	1	3	0/0	0	0	0	0	0	0
Sunday, December 29	At Denver Broncos	1	1	2	0/0	2	0	0	0	0	0
Totals		36	22	58	2/7	7	1	0	2	0	0

Justin Lucas

Date	Opponent	Tackles			QB Sack	QB Hurry	TFL	Int.	PD	FR	FF
		Solo	A	Total							
Sunday, September 8	At Washington Redskins	4	4	8	0/0	0	0	0	1	0	0
Sunday, September 15	At Seattle Seahawks	2	1	3	0/0	0	0	0	1	0	0
Sunday, September 22	San Diego Chargers	3	0	3	0/0	0	0	1	0	0	0
Sunday, September 29	New York Giants	1	2	3	0/0	0	0	1	1	0	0
Sunday, October 6	At Carolina Panthers	1	2	3	0/0	0	0	0	0	0	0
Sunday, October 13	Open Date										
Sunday, October 20	Dallas Cowboys	0	1	1	0/0	0	0	0	0	0	0
Sunday, October 27	At San Francisco 49ers	2	3	5	0/0	0	0	0	0	0	0
Sunday, November 3	St. Louis Rams	0	1	1	0/0	0	0	0	0	0	0
Sunday, November 10	Seattle Seahawks	0	1	1	0/0	0	0	0	0	0	0
Sunday, November 17	At Philadelphia Eagles	4	0	4	0/0	0	0	0	0	0	0
Sunday, November 24	Oakland Raiders	0	1	1	0/0	0	0	0	0	0	0
Sunday, December 1	At Kansas City Chiefs	2	0	2	0/0	0	0	0	0	0	0
Sunday, December 8	Detroit Lions	3	1	4	0/0	0	0	0	0	0	0
Sunday, December 15	At St. Louis Rams	2	0	2	0/0	0	0	0	1	0	0
Saturday, December 21	San Francisco 49ers	2	0	2	0/0	0	0	0	1	1	0
Sunday, December 29	At Denver Broncos	3	4	7	0/0	0	0	0	0	0	0
Totals		29	21	50	0/0	0	0	2	5	1	0

Fred Wakefield

Date	Opponent	Tackles			QB Sack	QB Hurry	TFL	Int.	PD	FR	FF
		Solo	A	Total							
Sunday, September 8	At Washington Redskins	2	0	2	1/7	0	0	0	0	0	0
Sunday, September 15	At Seattle Seahawks	1	2	3	0/0	0	1	0	0	0	0
Sunday, September 22	San Diego Chargers	1	1	2	0/0	0	0	0	0	0	0
Sunday, September 29	New York Giants	1	0	1	0/0	3	0	0	0	0	0
Sunday, October 6	At Carolina Panthers	2	6	8	0/0	1	0	0	0	0	1
Sunday, October 13	Open Date										
Sunday, October 20	Dallas Cowboys	1	0	1	0/0	1	0	0	0	0	0
Sunday, October 27	At San Francisco 49ers	2	2	4	1/0	1	0	0	0	0	0
Sunday, November 3	St. Louis Rams	1	2	3	0/0	0	0	0	0	0	0
Sunday, November 10	Seattle Seahawks	1	3	4	0/0	0	0	0	0	0	0
Sunday, November 17	At Philadelphia Eagles	2	2	4	0/0	0	0	0	0	0	0
Sunday, November 24	Oakland Raiders	1	0	1	0/0	2	1	0	2	0	0
Sunday, December 1	At Kansas City Chiefs	1	1	2	0/0	0	0	0	0	0	0
Sunday, December 8	Detroit Lions	0	0	0	0/0	0	0	0	2	0	0
Sunday, December 15	At St. Louis Rams	0	0	0	0/0	0	0	0	1	0	0
Saturday, December 21	San Francisco 49ers	2	1	3	0/0	1	0	0	0	0	0
Sunday, December 29	At Denver Broncos	3	3	6	1/5	0	0	0	0	0	0
Totals		21	23	44	3/12	9	2	0	5	0	1

(Individual Defense continued on page 238)

LeVar Woods

Date	Opponent	Tackles			QB Sack	QB Hurry	TFL	Int.	PD	FR	FF
		Solo	A	Total							
Sunday, September 8	At Washington Redskins	1	1	2	0/0	0	0	0	0	0	0
Sunday, September 15	At Seattle Seahawks	1	1	2	0/0	0	1	0	0	0	0
Sunday, September 22	San Diego Chargers	1	0	1	0/0	0	0	0	0	0	0
Sunday, September 29	New York Giants	3	0	3	0/0	0	0	0	0	0	0
Sunday, October 6	At Carolina Panthers	1	1	2	0/0	0	0	0	0	0	0
Sunday, October 13	Open Date										
Sunday, October 20	Dallas Cowboys	0	1	1	0/0	0	0	0	0	0	0
Sunday, October 27	At San Francisco 49ers	1	0	1	0/0	0	0	0	0	0	0
Sunday, November 3	St. Louis Rams	0	0	0	0/0	0	0	0	0	0	0
Sunday, November 10	Seattle Seahawks	1	6	7	0/0	0	0	0	0	0	0
Sunday, November 17	At Philadelphia Eagles	1	2	3	0.5/2.5	0	0	0	0	0	0
Sunday, November 24	Oakland Raiders	2	3	5	0/0	0	0	0	0	0	0
Sunday, December 1	At Kansas City Chiefs	4	5	9	0/0	0	0	0	0	0	0
Sunday, December 8	Detroit Lions	0	0	0	0/0	0	0	0	0	0	0
Sunday, December 15	At St. Louis Rams	Inactive (ankle)									
Saturday, December 21	San Francisco 49ers	1	2	3	0/0	0	0	0	0	0	0
Sunday, December 29	At Denver Broncos	1	3	4	0/0	0	0	0	0	0	0
Totals		18	25	43	0.5/2.5	0	1	0	0	0	0

Marcus Bell

Date	Opponent	Tackles			QB Sack	QB Hurry	TFL	Int.	PD	FR	FF
		Solo	A	Total							
Sunday, September 8	At Washington Redskins	2	2	4	0/0	1	0	0	1	0	0
Sunday, September 15	At Seattle Seahawks	1	2	3	0/0	0	0	0	0	0	0
Sunday, September 22	San Diego Chargers	1	2	3	0/0	1	1	0	0	0	0
Sunday, September 29	New York Giants	1	1	2	0/0	1	0	0	0	0	0
Sunday, October 6	At Carolina Panthers	0	2	2	0/0	0	0	0	0	0	0
Sunday, October 13	Open Date										
Sunday, October 20	Dallas Cowboys	1	0	1	0/0	0	0	0	0	0	0
Sunday, October 27	At San Francisco 49ers	1	1	2	0/0	0	0	0	0	0	0
Sunday, November 3	St. Louis Rams	0	0	0	0/0	0	0	0	0	0	0
Sunday, November 10	Seattle Seahawks	1	1	2	0/0	0	1	0	0	0	0
Sunday, November 17	At Philadelphia Eagles	2	1	3	0/0	1	0	0	0	0	0
Sunday, November 24	Oakland Raiders	1	1	2	0/0	0	0	0	0	0	0
Sunday, December 1	At Kansas City Chiefs	2	1	3	1/5	0	0	0	0	0	0
Sunday, December 8	Detroit Lions	1	1	2	0/0	1	0	0	1	0	0
Sunday, December 15	At St. Louis Rams	1	1	2	0/0	0	0	0	0	0	0
Saturday, December 21	San Francisco 49ers	2	2	4	1/4	1	0	0	0	0	0
Sunday, December 29	At Denver Broncos	2	1	3	0/0	0	0	0	0	0	0
Totals		19	19	38	2/9	6	2	0	2	0	0

Barron Tanner

Date	Opponent	Tackles			QB Sack	QB Hurry	TFL	Int.	PD	FR	FF
		Solo	A	Total							
Sunday, September 8	At Washington Redskins	1	0	1	0/0	0	0	1	0	0	0
Sunday, September 15	At Seattle Seahawks	0	1	1	0/0	0	0	0	0	0	0
Sunday, September 22	San Diego Chargers	4	2	6	1/10	0	1	0	0	0	0
Sunday, September 29	New York Giants	2	0	2	0/0	0	0	0	0	0	1
Sunday, October 6	At Carolina Panthers	1	1	2	0/0	0	0	0	0	0	0
Sunday, October 13	Open Date										
Sunday, October 20	Dallas Cowboys	1	1	2	0/0	0	0	0	0	0	0
Sunday, October 27	At San Francisco 49ers	1	0	1	0/0	0	0	0	0	0	0
Sunday, November 3	St. Louis Rams	Inactive									
Sunday, November 10	Seattle Seahawks	2	3	5	0/0	0	0	0	0	0	0
Sunday, November 17	At Philadelphia Eagles	4	0	4	0/0	0	1	0	0	0	0
Sunday, November 24	Oakland Raiders	2	0	2	1/7	1	0	0	0	0	0
Sunday, December 1	At Kansas City Chiefs	1	0	1	0/0	0	0	0	0	0	0
Sunday, December 8	Detroit Lions	1	0	1	0/0	0	1	0	0	0	0
Sunday, December 15	At St. Louis Rams	1	1	2	0/0	0	0	0	0	0	0
Saturday, December 21	San Francisco 49ers	2	0	2	0/0	0	0	0	0	0	0
Sunday, December 29	At Denver Broncos	1	0	1	0/0	0	0	0	0	0	0
Totals		24	9	33	2/17	1	3	1	0	0	1

Levar Fisher

Date	Opponent	Tackles			QB Sack	QB Hurry	TFL	Int.	PD	FR	FF
		Solo	A	Total							
Sunday, September 8	At Washington Redskins	0	0	0	0/0	0	0	0	0	0	0
Sunday, September 15	At Seattle Seahawks	4	0	4	0/0	0	0	0	0	0	0
Sunday, September 22	San Diego Chargers	7	2	9	0/0	0	0	0	1	0	0
Sunday, September 29	New York Giants	Inactive (hamstring)									
Sunday, October 6	At Carolina Panthers	Inactive (hamstring)									
Sunday, October 13	Open Date										
Sunday, October 20	Dallas Cowboys	1	2	3	0/0	0	0	0	0	0	0
Sunday, October 27	At San Francisco 49ers	Inactive (knee)									
Sunday, November 3	St. Louis Rams	3	1	4	0/0	0	0	0	0	0	0
Sunday, November 10	Seattle Seahawks	1	1	2	0/0	0	0	0	0	0	0
Sunday, November 17	At Philadelphia Eagles	3	2	5	0/0	0	0	0	0	0	0
Sunday, November 24	Oakland Raiders	2	1	3	0/0	0	1	0	0	0	0
Sunday, December 1	At Kansas City Chiefs	Inactive (knee)									
Sunday, December 8	Detroit Lions	Inactive (knee)									
Sunday, December 15	At St. Louis Rams	Inactive (knee)									
Saturday, December 21	San Francisco 49ers	Inactive (knee)									
Sunday, December 29	At Denver Broncos	Inactive (knee)									
Totals		21	9	30	0/0	0	1	0	1	0	0

Wendell Bryant

Date	Opponent	Tackles			QB Sack	QB Hurry	TFL	Int.	PD	FR	FF
		Solo	A	Total							
Sunday, September 8	At Washington Redskins	Unsigned									
Sunday, September 15	At Seattle Seahawks	0	0	0	0/0	0	0	0	0	0	0
Sunday, September 22	San Diego Chargers	0	1	1	0/0	0	0	0	0	0	0
Sunday, September 29	New York Giants	1	0	1	0/0	0	0	0	0	0	0
Sunday, October 6	At Carolina Panthers	1	1	2	1/5	1	0	0	0	0	0
Sunday, October 13	Open Date										
Sunday, October 20	Dallas Cowboys	0	0	0	0/0	0	0	0	0	0	0
Sunday, October 27	At San Francisco 49ers	0	1	1	0/0	0	0	0	0	0	0
Sunday, November 3	St. Louis Rams	0	0	0	0/0	0	0	0	0	0	0
Sunday, November 10	Seattle Seahawks	0	1	1	0/0	0	0	0	0	0	0
Sunday, November 17	At Philadelphia Eagles	1	1	2	0/0	0	0	0	0	0	0
Sunday, November 24	Oakland Raiders	1	0	1	0/0	0	1	0	0	0	0
Sunday, December 1	At Kansas City Chiefs	2	2	4	0/0	0	0	0	0	0	0
Sunday, December 8	Detroit Lions	1	1	2	0/0	1	0	0	0	0	0
Sunday, December 15	At St. Louis Rams	1	2	3	0/0	0	0	0	0	0	0
Saturday, December 21	San Francisco 49ers	0	2	2	0/0	1	0	0	0	0	0
Sunday, December 29	At Denver Broncos	0	3	3	0/0	0	0	0	0	0	0
Totals		8	15	23	1/5	3	1	0	0	0	0

Dennis Johnson

Date	Opponent	Tackles			QB Sack	QB Hurry	TFL	Int.	PD	FR	FF
		Solo	A	Total							
Sunday, September 8	At Washington Redskins	0	0	0	0/0	0	0	0	0	0	0
Sunday, September 15	At Seattle Seahawks	0	0	0	0/0	0	0	0	0	0	0
Sunday, September 22	San Diego Chargers	0	0	0	0/0	0	0	0	0	0	0
Sunday, September 29	New York Giants	0	0	0	0/0	0	0	0	0	0	0
Sunday, October 6	At Carolina Panthers	Inactive									
Sunday, October 13	Open Date										
Sunday, October 20	Dallas Cowboys	Inactive									
Sunday, October 27	At San Francisco 49ers	Inactive									
Sunday, November 3	St. Louis Rams	0	1	1	0.5/5.5	0	0	0	0	0	0
Sunday, November 10	Seattle Seahawks	1	0	1	0/0	0	0	0	0	0	0
Sunday, November 17	At Philadelphia Eagles	2	0	2	0/0	0	0	0	0	0	0
Sunday, November 24	Oakland Raiders	1	0	1	0/0	0	0	0	0	0	0
Sunday, December 1	At Kansas City Chiefs	4	2	6	0/0	0	0	0	1	0	0
Sunday, December 8	Detroit Lions	0	0	0	0/0	0	0	0	0	0	0
Sunday, December 15	At St. Louis Rams	1	1	2	0/0	0	0	0	0	0	0
Saturday, December 21	San Francisco 49ers	3	1	4	0/0	0	1	0	0	0	0
Sunday, December 29	At Denver Broncos	1	2	3	0/0	0	0	0	0	0	0
Totals		13	7	20	0.5/5.5	0	1	0	1	0	0

(Individual Defense continued on page 240)

Coby Rhinehart

Date	Opponent	Tackles			QB Sack	QB Hurry	TFL	Int.	PD	FR	FF
		Solo	A	Total							
Sunday, September 8	At Washington Redskins	0	0	0	0/0	0	0	0	0	0	0
Sunday, September 15	At Seattle Seahawks	0	0	0	0/0	0	0	0	0	0	0
Sunday, September 22	San Diego Chargers	1	0	1	0/0	0	0	0	1	0	0
Sunday, September 29	New York Giants	0	0	0	0/0	0	0	0	0	0	0
Sunday, October 6	At Carolina Panthers	0	0	0	0/0	0	0	1	0	0	0
Sunday, October 13	Open Date										
Sunday, October 20	Dallas Cowboys	2	0	2	0/0	0	0	0	0	0	0
Sunday, October 27	At San Francisco 49ers	1	0	1	0/0	0	1	0	0	0	0
Sunday, November 3	St. Louis Rams	2	0	2	0/0	0	0	0	0	0	0
Sunday, November 10	Seattle Seahawks	0	0	0	0/0	0	0	0	0	0	0
Sunday, November 17	At Philadelphia Eagles	1	0	1	0/0	0	0	0	0	0	0
Sunday, November 24	Oakland Raiders	1	0	1	0/0	0	0	0	0	0	0
Sunday, December 1	At Kansas City Chiefs	1	1	2	0/0	0	0	0	0	0	0
Sunday, December 8	Detroit Lions	1	0	1	0/0	0	0	0	1	0	0
Sunday, December 15	At St. Louis Rams	0	0	0	0/0	0	0	0	0	0	0
Saturday, December 21	San Francisco 49ers	0	0	0	0/0	0	0	0	0	0	0
Sunday, December 29	At Denver Broncos	6	1	7	0/0	0	0	0	1	0	0
Totals		16	2	18	0/0	0	1	1	3	0	0

Michael Young

Date	Opponent	Tackles			QB Sack	QB Hurry	TFL	Int.	PD	FR	FF
		Solo	A	Total							
Sunday, September 8	At Washington Redskins	0	0	0	0/0	0	0	0	0	0	0
Sunday, September 15	At Seattle Seahawks	0	0	0	0/0	0	0	0	0	0	0
Sunday, September 22	San Diego Chargers	0	0	0	0/0	0	0	0	0	0	0
Sunday, September 29	New York Giants	0	0	0	0/0	0	0	0	0	0	0
Sunday, October 6	At Carolina Panthers	0	0	0	0/0	0	0	0	0	0	0
Sunday, October 13	Open Date										
Sunday, October 20	Dallas Cowboys	0	0	0	0/0	0	0	0	0	0	0
Sunday, October 27	At San Francisco 49ers	0	0	0	0/0	0	0	0	0	0	0
Sunday, November 3	St. Louis Rams	0	0	0	0/0	0	0	0	0	0	0
Sunday, November 10	Seattle Seahawks	0	1	1	0/0	0	0	0	0	0	0
Sunday, November 17	At Philadelphia Eagles	2	0	2	0/0	0	0	0	0	0	0
Sunday, November 24	Oakland Raiders	1	0	1	0/0	0	1	0	0	0	0
Sunday, December 1	At Kansas City Chiefs	1	0	1	0/0	0	0	0	0	0	0
Sunday, December 8	Detroit Lions	5	2	7	0/0	0	0	0	0	0	1
Sunday, December 15	At St. Louis Rams	3	1	4	0/0	0	0	0	0	0	0
Saturday, December 21	San Francisco 49ers	0	1	1	0/0	0	0	0	0	0	0
Sunday, December 29	At Denver Broncos	1	0	1	0/0	0	0	0	0	0	0
Totals		13	5	18	0/0	0	1	0	0	0	1

Thomas Burke

Date	Opponent	Tackles			QB Sack	QB Hurry	TFL	Int.	PD	FR	FF
		Solo	A	Total							
Sunday, September 8	At Washington Redskins	0	1	1	0/0	0	0	0	0	0	0
Sunday, September 15	At Seattle Seahawks	2	3	5	0/0	2	0	0	0	0	0
Sunday, September 22	San Diego Chargers	Inactive									
Sunday, September 29	New York Giants	Inactive									
Sunday, October 6	At Carolina Panthers	1	2	3	0/0	0	0	0	0	0	0
Sunday, October 13	Open Date										
Sunday, October 20	Dallas Cowboys	1	2	3	0/0	1	0	0	0	0	0
Sunday, October 27	At San Francisco 49ers	0	1	1	0/0	0	0	0	0	0	0
Sunday, November 3	St. Louis Rams	0	1	1	0/0	1	0	0	0	0	0
Sunday, November 10	Seattle Seahawks	Inactive									
Sunday, November 17	At Philadelphia Eagles	Inactive									
Sunday, November 24	Oakland Raiders	Inactive									
Sunday, December 1	At Kansas City Chiefs	Inactive									
Sunday, December 8	Detroit Lions	Injured reserve									
Sunday, December 15	At St. Louis Rams	Injured reserve									
Saturday, December 21	San Francisco 49ers	Injured reserve									
Sunday, December 29	At Denver Broncos	Injured reserve									
Totals		4	10	14	0/0	4	0	0	0	0	0

Others

- † Greg Jones: 2-0-2-0/0-0-0-0-0-0 at St. Louis, Dec. 15;
1-0-1-0/0-0-0-0-0-0 vs. San Francisco, Dec. 21;
3-1-4-0/0-0-0-0-0-0 at Denver, Dec. 29;
Totals—6-1-7-0/0-0-0-0-0-0.
- † Don Morgan: 2-2-4-0/0-0-0-0-0-0 at Washington, Sept. 8;
Totals—2-2-4-0/0-0-0-0-0-0.

- † Johnny Rutledge: 2-1-3-0/0-0-0-0-0-0 at Kansas City, Dec. 1;
0-1-1-0/0-0-0-0-0-0 at Denver, Dec. 29;
Totals—2-2-4-0/0-0-0-0-0-0.
- † Michael Stone: 1-0-1-0/0-0-0-0-0-0 vs. San Francisco, Dec. 21;
1-2-3-0/0-0-0-0-1-0-0 at Denver, Dec. 29;
Totals—2-2-4-0/0-0-0-0-1-0-0.

Starting Lineups

Offense

Opponent, Date	WR	LT	LG	C	RG	RT	TE	WR	QB	RB	FB
@ Wash., Sept. 8	Boston	Shelton	Kendall	Gruttadauria	Dishman	L. Davis	F. Jones	Sanders	Plummer	T. Jones	Makovicka
@ Seattle, Sept. 15	Boston	Shelton	Kendall	Gruttadauria	Dishman	L. Davis	F. Jones	Sanders	Plummer	T. Jones	Bush
Opponent, Date	WR	LT	LG	C	RG	RT	TE	WR	QB	RB	TE
San Diego, Sept. 22	Boston	Shelton	Kendall	Gruttadauria	Dishman	L. Davis	F. Jones	Sanders	Plummer	T. Jones	Bush
N.Y. Giants, Sept. 29	Boston	Shelton	Kendall	Gruttadauria	Dishman	L. Davis	F. Jones	Sanders	Plummer	T. Jones	Bush
@ Carolina, Oct. 6	Boston	Shelton	Kendall	Gruttadauria	Dishman	L. Davis	F. Jones	Sanders	Plummer	Anderson	Bush
Open Date, Oct. 13											
Opponent, Date	WR	LT	LG	C	RG	RT	TE	WR	QB	RB	WR
Dallas, Oct. 20	Boston	Shelton	Kendall	Gruttadauria	Roundtree	L. Davis	F. Jones	Sanders	Plummer	T. Jones	Jenkins
Opponent, Date	WR	LT	LG	C	RG	RT	TE	WR	QB	RB	FB
@ S.F., Oct. 27	Boston	Shelton	Kendall	Gruttadauria	Dishman	L. Davis	F. Jones	Sanders	Plummer	T. Jones	McKinley
St. Louis, Nov. 3	Boston	Shelton	Kendall	Gruttadauria	Dishman	L. Davis	F. Jones	Sanders	Plummer	T. Jones	Bush
Seattle, Nov. 10	<u>McAddley</u>	Shelton	Kendall	Starkey	Dishman	L. Davis	F. Jones	Sanders	Plummer	T. Jones	Bush
@ Phila., Nov. 17	<u>McAddley</u>	Shelton	Kendall	Starkey	Roundtree	L. Davis	F. Jones	Sanders	Plummer	T. Jones	Bush
Oakland, Nov. 24	<u>McAddley</u>	Shelton	Kendall	Starkey	Dishman	L. Davis	F. Jones	Sanders	Plummer	Shipp	Bush
@ K.C., Dec. 1	<u>McAddley</u>	Shelton	Kendall	Starkey	Dishman	L. Davis	F. Jones	Sanders	Plummer	Shipp	Bush
Opponent, Date	WR	LT	LG	C	RG	RT	TE	WR	QB	RB	WR
Detroit, Dec. 8	<u>McAddley</u>	Shelton	Roundtree	Starkey	Dishman	L. Davis	F. Jones	Kasper	Plummer	Shipp	Poole
Opponent, Date	WR	LT	LG	C	RG	RT	TE	WR	QB	RB	TE
@ St. Louis, Dec. 15	<u>McAddley</u>	Shelton	Roundtree	Starkey	Dishman	L. Davis	F. Jones	Kasper	Plummer	Shipp	Bush
Opponent, Date	WR	LT	LG	C	RG	RT	TE	WR	QB	RB	FB
S.F., Dec. 21	<u>McAddley</u>	Shelton	Roundtree	Starkey	Dishman	L. Davis	F. Jones	Kasper	Plummer	Shipp	Bush
Opponent, Date	WR	LT	LG	C	RG	RT	TE	WR	QB	RB	TE
@ Denver, Dec. 29	<u>McAddley</u>	Shelton	Wragge	Starkey	Dishman	Roundtree	F. Jones	Kasper	Plummer	Shipp	Bush

Defense

Opponent, Date	LE	LT	RT	RE	LLB	MLB	RLB	LCB	RCB	SS	FS
@ Wash., Sept. 8	Wakefield	R. Davis	Bell	Vanden Bosch	Thompson	McKinnon	Fredrickson	Starks	Barrett	Lucas	Lassiter
@ Seattle, Sept. 15	Wakefield	R. Davis	Bell	Vanden Bosch	Thompson	McKinnon	Fredrickson	Starks	Barrett	Wilson	Lassiter
San Diego, Sept. 22	Wakefield	R. Davis	Bell	Vanden Bosch	Thompson	McKinnon	Fredrickson	Starks	Barrett	Wilson	Lassiter
N.Y. Giants, Sept. 29	Wakefield	R. Davis	Tanner	Vanden Bosch	Thompson	McKinnon	Fredrickson	Hill	Barrett	Wilson	Lassiter
@ Carolina, Oct. 6	Wakefield	R. Davis	Tanner	Vanden Bosch	Thompson	McKinnon	Fredrickson	Hill	Barrett	Wilson	Lassiter
Open Date, Oct. 13											
Opponent, Date	LE	LT	RT	RE	LLB	MLB	DB	LCB	RCB	SS	FS
Dallas, Oct. 20	Wakefield	R. Davis	Tanner	Vanden Bosch	Thompson	McKinnon	Lucas	Hill	Barrett	Wilson	Lassiter
Opponent, Date	LE	LT	RT	RE	LLB	MLB	RLB	LCB	RCB	SS	FS
@ S.F., Oct. 27	Wakefield	R. Davis	Tanner	Vanden Bosch	Thompson	McKinnon	Fredrickson	Hill	Barrett	Wilson	Lassiter
St. Louis, Nov. 3	Wakefield	R. Davis	Bell	Vanden Bosch	Thompson	McKinnon	Fredrickson	Starks	Barrett	Wilson	Lassiter
Seattle, Nov. 10	Wakefield	R. Davis	Tanner	Vanden Bosch	Thompson	McKinnon	Fredrickson	Starks	Barrett	Wilson	Lassiter
@ Phila., Nov. 17	Wakefield	R. Davis	Tanner	Vanden Bosch	Thompson	McKinnon	Fredrickson	Starks	Barrett	Wilson	Lassiter
Opponent, Date	LE	LT	RT	RE	LLB	MLB	DB	LCB	RCB	SS	FS
Oakland, Nov. 24	Wakefield	R. Davis	Tanner	Vanden Bosch	Thompson	McKinnon	Rhinehart	Starks	Barrett	Wilson	Lassiter
Opponent, Date	LE	LT	RT	RE	LLB	MLB	RLB	LCB	RCB	SS	FS
@ K.C., Dec. 1	Wakefield	R. Davis	Tanner	Vanden Bosch	Thompson	McKinnon	Woods	Hill	Barrett	Wilson	Lassiter
Detroit, Dec. 8	Wakefield	R. Davis	<u>Bryant</u>	Vanden Bosch	Thompson	McKinnon	<u>Young</u>	Hill	Barrett	Wilson	Lassiter
@ St. Louis, Dec. 15	Wakefield	R. Davis	<u>Bryant</u>	Vanden Bosch	Thompson	McKinnon	<u>Young</u>	Starks	Barrett	Wilson	Lassiter
Opponent, Date	LE	NT	RE	LLB	MLB	RLB	LCB	RCB	DB	SS	FS
S.F., Dec. 21	<u>Bryant</u>	R. Davis	Vanden Bosch	Thompson	McKinnon	G. Jones	Starks	Hill	Lucas	Wilson	Lassiter
Opponent, Date	LE	LT	RT	RE	LLB	MLB	RLB	LCB	RCB	SS	FS
@ Denver, Dec. 29	Wakefield	R. Davis	<u>Bryant</u>	Vanden Bosch	Thompson	McKinnon	Woods	Starks	Rhinehart	Lucas	Lassiter

Underline indicates rookie or first-year player

Game-By-Game Offense

	@ Washington, 9/8	@ Seattle, 9/15	San Diego, 9/22	N.Y. Giants, 9/29	@ Carolina, 10/6	Dallas, 10/10	@ S.F., 10/27	St. Louis, 11/3	Seattle, 11/10	@ Phil., 11/17	Oakland, 11/24	@ Kansas City, 12/1	Detroit, 12/8	@ St. Louis, 12/15	S.F., 12/21	@ Denver, 12/29	Totals
First Downs	14	19	15	18	18	22	23	13	19	15	15	10	21	20	14	18	274
Rushing	5	10	3	6	3	7	9	4	6	7	5	1	7	8	7	6	94
Passing	9	8	8	9	14	14	12	8	11	7	7	7	11	10	5	8	148
Penalty	0	1	4	3	1	1	2	1	2	1	3	2	3	2	2	4	32
Third Downs	13	13	16	17	18	21	12	12	10	16	12	16	17	14	13	10	230
Converted	4	6	7	10	6	9	9	5	5	7	2	5	6	7	7	4	99
Efficiency	31%	46%	44%	59%	33%	43%	75%	42%	50%	44%	17%	31%	35%	50%	54%	40%	43.0%
Fourth Downs	0	0	1	1	1	0	1	1	0	4	1	2	1	0	0	0	13
Converted	0	0	0	0	0	0	1	0	0	1	1	0	1	0	0	0	4
Efficiency	0.0%	0.0%	0.0%	0.0%	0.0%	0.0%	100%	0%	0%	25%	100%	0%	100%	0%	0%	0%	30.8%
Total Net Yards	257	347	297	263	312	380	420	235	337	248	263	122	313	378	184	207	4,563
Plays	57	59	60	69	70	85	66	52	58	59	56	63	80	59	55	55	1,003
Average/Play	4.5	5.9	5.0	3.8	4.5	4.5	6.4	4.5	5.8	4.2	4.7	1.9	3.9	6.4	3.3	3.8	4.5
Net Yards Rushing	70	249	97	102	91	152	151	64	111	124	132	26	133	129	108	84	1,823
Attempts	20	35	21	36	29	38	27	19	29	20	20	15	31	31	24	19	414
Average/Rush	3.5	7.1	4.6	2.8	3.1	4.0	5.6	3.4	3.8	6.2	6.6	1.7	4.3	4.2	4.5	4.4	4.4
Touchdowns	1	1	0	1	0	0	4	0	0	0	0	1	0	2	0	0	10
Net Yards Passing	187	98	200	161	221	228	269	171	226	124	131	96	180	249	76	123	2,740
Sacks	1	2	3	1	1	1	3	3	0	4	2	5	6	1	5	3	41
Yards Lost	0	9	29	7	0	4	17	22	0	39	14	37	48	9	33	30	298
Gross Yards	187	107	229	168	221	232	286	193	226	163	145	133	228	258	109	153	3,038
Attempts	36	22	36	32	40	46	36	30	29	35	34	43	43	27	26	33	548
Completions	14	10	16	23	18	23	24	19	17	20	16	18	24	17	16	16	291
Percentage	38.9%	45.5%	44.4%	71.9%	45.0%	50.0%	66.7%	63.3%	58.6%	58.3%	47.1%	41.9%	55.8%	62.9%	61.5%	48.5%	53.1%
Touchdowns	1	1	2	1	1	0	0	1	0	2	2	0	2	2	2	1	18
Interceptions	1	1	2	0	1	0	3	1	2	1	2	4	1	1	1	0	21
Yards Per Attempt	5.19	4.86	6.36	5.25	5.53	4.94	7.94	6.43	7.79	4.72	4.26	3.09	5.30	9.56	4.19	4.64	5.54
Kickoffs-EZ-TB	6-0-0	5-0-0	4-0-0	4-0-0	5-0-0	3-1-0	5-1-0	3-0-0	3-0-0	3-0-0	4-1-0	1-0-0	5-0-0	5-0-0	3-0-0	2-0-0	68-3-0
Punting	5	6	5	5	7	7	2	4	2	5	8	8	8	7	4	6	89
Average	45.4	41.7	39.6	41.0	46.9	41.6	37.5	40.5	46.5	37.6	45.8	46.6	44.5	46.7	44.5	41.2	43.4
Net Average	36.2	33.2	39.6	35.6	38.9	38.7	17.5	39.0	36.5	36.8	44.0	30.6	32.0	25.3	43.0	38.3	35.0
Had Blocked	0	0	1	0	0	0	0	0	0	0	0	0	0	0	0	0	1
FG-PAT Had Blocked	0-0	0-0	0-0	0-0	0-0	0-0	0-0	0-0	0-0	0-0	0-0	0-0	0-0	0-0	0-0	0-0	0-0
Penalties	1	7	2	5	6	2	7	6	3	1	5	6	10	8	1	6	76
Yards Lost	5	42	25	35	62	15	65	40	20	5	35	50	92	75	15	36	617
Fumbles	1	2	1	2	1	1	4	2	3	1	1	1	0	2	3	1	26
Fumbles Lost	0	0	1	1	0	1	1	2	3	0	1	0	0	1	1	1	13
Touchdowns	2	3	2	3	1	0	4	2	0	2	3	0	2	4	2	1	31
Rushing	1	1	0	1	0	0	4	0	0	0	1	0	0	2	0	0	10
Passing	1	1	2	1	1	0	0	1	0	2	2	0	2	2	2	1	18
Returns	0	1	0	1	0	0	0	1	0	0	0	0	0	0	0	0	3
Extra Points Made-Att.	2-2	3-3	2-2	3-3	1-1	0-0	4-4	2-2	0-0	2-2	2-3	0-0	2-2	4-4	2-2	1-1	30-31
Kicking Made-Att.	2-2	3-3	1-1	3-3	1-1	0-0	4-4	2-2	0-0	2-2	2-2	0-0	2-2	4-4	2-2	1-1	29-29
2-pt Rushing Made-Att.	0-0	0-0	0-0	0-0	0-0	0-0	0-0	0-0	0-0	0-0	0-0	0-0	0-0	0-0	0-0	0-0	0-0
2-pt Passing Made-Att.	0-0	0-0	1-1	0-0	0-0	0-0	0-0	0-0	0-0	0-0	0-1	0-0	0-0	0-0	0-0	0-0	1-1
Field Goals Attempted	4	1	0	1	3	6	0	0	2	0	0	0	3	0	1	0	21
Field Goals Made	3	1	0	0	3	3	0	0	2	0	0	0	3	0	0	0	15
Safeties Yielded	0	0	1	0	0	0	0	0	0	0	0	0	0	0	0	0	1
Points Scored	23	24	15	21	16	9	28	14	6	14	20	0	23	28	14	7	262
Time Of Possession	25:36	29:00	25:43	36:05	31:26	40:53	32:27	24:32	27:16	23:45	23:43	26:25	38:45	28:47	25:41	26:33	28:41

Game-By-Game Defense

	@ Washington, 9/8	@ Seattle, 9/15	San Diego, 9/22	N.Y. Giants, 9/29	@ Carolina, 10/6	Dallas, 10/10	@ S.F., 10/27	St. Louis, 11/3	Seattle, 11/10	@ Phil., 11/17	Oakland, 11/24	@ Kansas City, 12/1	Detroit, 12/8	@ St. Louis, 12/15	S.F., 12/21	@ Denver, 12/29	Totals
First Downs	21	26	19	14	12	14	18	23	27	26	28	27	15	20	21	24	335
Rushing	8	4	6	2	2	6	6	10	11	14	9	13	3	3	7	13	117
Passing	13	18	12	11	9	8	10	12	15	12	18	12	9	14	13	10	196
Penalty	0	4	1	1	1	0	2	1	1	0	1	2	3	3	1	1	22
Third Downs	16	13	15	11	14	12	12	12	14	11	14	12	13	20	11	21	212
Converted	9	4	7	3	4	2	6	6	8	7	4	7	2	5	11	5	90
Efficiency	56%	31%	47%	27%	29%	17%	50%	50%	57%	64%	29%	58%	17%	38%	55%	45%	42.5%
Fourth Downs	2	3	0	3	1	0	1	0	0	0	1	0	0	0	2	2	15
Converted	1	0	0	1	0	0	1	0	0	0	1	0	0	0	1	2	7
Efficiency	50.0%	0.0%	0.0%	33.3%	0.0%	0.0%	100%	0.0%	0%	0%	100%	0%	0%	0%	50%	100%	46.7%
Total Net Yards	442	426	289	263	244	342	357	415	406	463	520	477	203	366	358	450	6,021
Plays	73	77	67	54	60	60	58	67	68	68	83	64	54	61	73	58	1045
Average/Play	6.1	5.5	4.3	4.9	4.1	5.7	6.2	6.2	6.0	6.8	6.3	7.5	3.8	6.0	4.9	7.8	5.8
Net Yards Rushing	122	81	125	67	58	148	105	192	151	211	187	216	51	66	106	259	2,145
Attempts	32	29	34	17	24	36	29	36	36	42	37	38	15	19	33	32	489
Average/Rush	3.5	7.1	4.6	2.8	3.1	4.1	3.6	5.3	4.2	5.0	5.1	5.7	3.4	3.5	3.2	8.1	4.4
Touchdowns	1	0	2	1	0	0	1	1	2	1	2	3	0	0	1	2	17
Net Yards Passing	320	345	164	196	186	194	252	223	255	252	333	261	152	300	252	191	3,876
Sacks	1	1	2	1	2	2	1	2	1	1	1	1	0	2	1	2	21
Yards Lost	7	7	17	3	10	8	0	22	5	5	7	5	0	19	4	12	131
Gross Yards	327	352	181	199	196	202	252	245	260	257	340	266	152	319	256	203	4,007
Attempts	40	47	31	36	34	22	28	29	31	25	45	25	39	40	39	24	535
Completions	28	29	17	19	20	13	18	20	23	20	27	18	20	24	23	16	335
Percentage	70.0%	61.7%	54.8%	52.8%	58.8%	59.1%	64.3%	68.9%	74.2%	80.0%	60.0%	72.0%	51.3%	60.0%	58.9%	66.7%	62.6%
Touchdowns	3	1	0	0	1	1	4	2	1	4	3	3	1	2	1	2	29
Interceptions	1	0	1	2	2	4	0	2	0	1	1	0	0	2	1	0	17
Yards Per Attempt	8.18	7.49	5.84	5.53	5.76	9.18	9.00	7.69	8.39	10.3	7.56	10.7	3.89	7.98	6.56	8.46	7.82
Kickoffs-EZ-TB	6-0-0	4-0-0	4-4-3	2-0-0	4-1-1	2-1-0	7-1-0	6-2-0	6-2-0	7-2-1	8-4-1	8-0-0	6-2-0	7-0-0	4-0-0	8-5-1	89-23-7
Punting	4	3	6	5	5	7	4	2	3	3	5	4	7	5	2	1	66
Average	52.9	44.0	38.7	41.2	47.0	39.1	38.8	36.5	51.0	37.0	42.2	39.3	40.4	39.6	43.5	48.0	42.0
Net Average	41.8	44.7	32.7	39.0	47.0	32.9	32.8	32.0	43.7	36.0	35.8	37.3	33.6	31.2	34.5	45.0	36.8
Had Blocked	0	0	0	0	0	0	0	0	0	0	0	0	0	0	0	0	0
FG-PAT Had Blocked	0-0	0-0	0-0	0-0	0-0	0-0	0-0	0-0	0-0	0-0	0-0	0-0	0-0	0-0	0-0	0-0	0-0
Penalties	7	7	8	10	6	6	3	9	4	8	13	4	7	7	4	8	111
Yards Lost	56	35	80	110	45	59	25	80	34	88	105	51	75	43	30	53	969
Fumbles	0	2	0	1	2	1	1	0	0	2	0	1	1	0	1	3	15
Fumbles Lost	0	1	0	1	2	0	0	0	0	1	0	1	1	0	1	0	8
Touchdowns	4	1	3	1	1	1	5	3	3	5	5	7	2	3	2	4	50
Rushing	1	0	2	1	0	0	1	1	2	1	2	3	0	1	1	2	17
Passing	3	1	0	0	1	1	4	2	1	4	3	3	1	2	1	2	29
Returns	0	0	1	0	0	0	0	0	0	0	0	1	1	1	0	0	4
Extra Points Made-Att.	4-4	1-1	3-3	1-1	1-1	0-1	5-5	3-3	3-3	5-5	5-5	7-7	2-2	3-3	2-2	4-4	49-50
Kicking Made-Att.	4-4	1-1	3-3	1-1	1-1	0-0	5-5	3-3	3-3	5-5	5-5	7-7	2-2	3-3	2-2	4-4	49-49
2-pt Rushing Made-Att.	0-0	0-0	0-0	0-0	0-0	0-1	0-0	0-0	0-0	0-0	0-0	0-0	0-0	0-0	0-0	0-0	0-1
2-pt Passing Made-Att.	0-0	0-0	0-0	0-0	0-0	0-0	0-0	0-0	0-0	0-0	0-0	0-0	0-0	0-0	0-0	0-0	0-0
Field Goals Attempted	1	2	1	0	2	1	1	3	2	1	2	1	3	3	3	3	29
Field Goals Made	1	2	0	0	2	0	1	2	2	1	2	0	2	3	1	3	22
Safeties Yielded	0	0	0	0	0	0	0	0	0	0	0	0	0	0	0	0	0
Points Scored	31	13	23	7	13	6	38	27	27	38	41	49	20	30	17	37	417
Time Of Possession	34:24	31:00	34:17	23:55	28:34	30:57	27:33	35:28	32:44	36:15	36:17	33:35	25:27	31:13	34:19	33:27	31:19

Miscellaneous Statistics

Possession Chart

	Drive Started	TD	FG	FGA	Punt	Downs	TO	Safety	Clock	Points	Pts./Drive	Efficiency
Jake Plummer	183	28	15	6	80	6	29	1	8	245	1.339	23.5%
Josh McCown	6	0	0	0	3	0	3	0	0	0	0.000	00.0%
Cardinals Totals	189	28	15	6	83	6	32	1	8	245	1.296	22.8%
Opponents Totals	189	46	22	8	65	7	23	0	19	389	2.058	35.9%

Third-Down Efficiency

Third And	1	2	3	4	5	6	7	8	9	10	11+	Rush	Total
Cardinals	15-24	10-14	13-20	8-18	9-17	5-13	8-21	8-21	6-16	6-24	8-30	31-44	99-230
Opponents	17-23	8-19	9-14	11-18	4-11	11-23	9-16	5-11	1-9	4-12	6-41	20-48	90-212

Total Yards Gained By Down

(Does not include plays or yards lost due to quarterback sacks)

	First Down			Second Down			Third Down			Fourth Down			Season		
	Att.	Yds.	Avg.	Att.	Yds.	Avg.	Att.	Yds.	Avg.	Att.	Yds.	Avg.	Att.	Yds.	Avg.
Cardinals	393	1,981	5.04	314	1,419	4.52	217	1,446	6.66	11	12	1.09	935	4,858	5.19
Opponent	453	2,811	6.21	341	1,904	5.58	200	1,351	6.76	14	80	5.71	1,008	6,146	6.09

Rushing Yards Gained By Down

(Does not include plays or yards lost due to quarterback sacks)

	First Down			Second Down			Third Down			Fourth Down			Season		
	Att.	Yds.	Avg.	Att.	Yds.	Avg.	Att.	Yds.	Avg.	Att.	Yds.	Avg.	Att.	Yds.	Avg.
Cardinals	223	873	3.91	137	595	4.34	61	423	6.93	5	4	0.80	426	1,895	4.45
Opponent	259	1,142	4.41	173	772	4.46	49	201	4.10	8	30	3.75	489	2,145	4.39

Passing Yards Gained By Down

(Does not include plays or yards lost due to quarterback sacks)

	First Down			Second Down			Third Down			Fourth Down			Season		
	Att.	Yds.	Avg.	Att.	Yds.	Avg.	Att.	Yds.	Avg.	Att.	Yds.	Avg.	Att.	Yds.	Avg.
Cardinals	187	1,071	5.73	187	834	4.41	174	1,102	6.33	6	8	1.33	554	3,005	5.42
Opponent	204	1,680	8.24	166	1,135	6.84	146	1,150	7.88	6	52	8.67	522	4,017	7.69

First-Down Tendencies

(Incomplete passes and turnovers credited as play gaining 0 yards; excludes quarterback sacks)

	Rushing			Passing			Overall			Times Gained				
	Plays	Yards	Avg.	Plays	Yards	Avg.	Plays	Yards	Avg.	10+	5-9	1-4	0	Neg.
Cardinals	223	873	3.91	187	1,071	5.73	410	1,944	4.74	61	93	129	101	20
Opponents	219	1,142	4.41	204	1,680	8.24	463	2,822	6.09	89	115	119	103	33

Kickoff Analysis

(Excludes onside attempts and intentional squib kicks; includes kickoffs out of bounds)

	Total	Returns	Touchbacks	Return Yards	Average Return	Total Starting Yard Line	Average Starting Yard Line	Starting Yard Line Inside 20	Returns 25+
Gramatica	59	58	0	1,407	24.3	1,953	33.1	3	26
Opponents	88	81	7	1,797	22.2	2,587	29.4	8	20

Scoring Percentage Inside 20-Yard Line

	Arizona	Opponents
Times Penetrating Opponent 20 Yard Line	40	58
Total Scores	30	48
Touchdowns	24 (10 run/14 pass)	33 (17 run/16 pass)
Field Goals	6/8	15/17
Turnovers/Lost on downs	6/2	5/0
Scores From Outside 20 Yard Line	0	0
Scoring Efficiency	30/40=75.0 percent	48/58=82.8 percent

Team Superlatives

Offense

	Bests	Worst
Total Net Yards.....	420 @ San Francisco, Oct. 27.....	122 @ Kansas City, Dec. 1
	380 Dallas, Oct. 20 (OT).....	184 San Francisco, Dec. 21
	378 @ St. Louis, Dec. 15.....	207 @ Denver, Dec. 29
Total Plays.....	85 Dallas, Oct. 20 (OT).....	26 @ Kansas City, Dec. 1
	80 Detroit, Dec. 8 (OT).....	52 St. Louis, Nov. 3
	70 @ Carolina, Oct. 6.....	55 @ Denver, Dec. 29; San Francisco, Dec. 21
First Downs.....	23 @ San Francisco, Oct. 27.....	10 @ Kansas City, Dec. 1
	22 Dallas, Oct. 20 (OT).....	13 St. Louis, Nov. 3
	21 Detroit, Dec. 8 (OT).....	14 San Francisco, Dec. 21; @ Washington, Sept. 8
Net Rushing Yards.....	249 @ Seattle, Sept. 15.....	64 St. Louis, Nov. 3
	152 Dallas, Oct. 20 (OT).....	70 @ Washington, Sept. 8
	151 @ San Francisco, Oct. 27.....	84 @ Denver, Dec. 29
Rushing Attempts.....	38 Dallas, Oct. 20 (OT).....	15 @ Kansas City, Dec. 1
	36 N.Y. Giants, Sept. 29.....	19 @ Denver, Dec. 29; @ Philadelphia, Nov. 17;
	35 @ Seattle, Sept. 15.....	St. Louis, Nov. 3
Net Passing Yards.....	269 @ San Francisco, Oct. 29.....	76 San Francisco, Dec. 21
	249 @ St. Louis, Dec. 15.....	96 @ Kansas City, Dec. 1
	228 Dallas, Oct. 20 (OT).....	98 @ Seattle, Sept. 15
Pass Attempts.....	46 Dallas, Oct. 20.....	22 @ Seattle, Sept. 15
	43 Detroit, Dec. 8 (OT); @ Kansas City, Dec. 1.....	26 San Francisco, Dec. 21
	40 @ Carolina, Oct. 6.....	27 @ St. Louis, Dec. 15
Pass Completions.....	46 Dallas, Oct. 20 (OT); @ Kansas City, Dec. 1.....	16 @ Denver, Dec. 29; San Francisco, Dec. 21;
	40 @ Carolina, Oct. 6.....	Oakland, Nov. 24
	36 @ S.F., Oct. 27; San Diego, Sept. 22.....	17 @ St. Louis, Dec. 15
Passes Had Intercepted.....	0 Dallas, Oct. 20 (OT); N.Y. Giants, Sept. 29.....	4 @ Kansas City, Dec. 1
	1 Nine times, most recently @ Denver, Dec. 29.....	3 @ San Francisco, Oct. 27
Time of Possession.....	40:53 Dallas, Oct. 20 (OT).....	2 Three times, most recently vs. Oakland, Nov. 24
	38:45 Detroit, Dec. 8 (OT).....	23:43 Oakland, Nov. 24
	36:05 N.Y. Giants, Sept. 20.....	23:45 @ Philadelphia, Nov. 17
Points Scored.....	28 @ St. Louis, Dec. 15; @ S.F., Oct. 27.....	24:32 St. Louis, Nov. 3
	24 @ Seattle, Sept. 15.....	0 @ Kansas City, Dec. 1
	23 @ Washington, Sept. 8.....	6 Seattle, Nov. 10
		7 @ Denver, Dec. 29

Defense

	Worst	Bests
Total Net Yards.....	520 Oakland, Nov. 24.....	203 Detroit, Dec. 8 (OT)
	477 @ Kansas City, Dec. 1.....	244 @ Carolina, Oct. 6
	463 @ Philadelphia, Nov. 17.....	264 N.Y. Giants, Sept. 29
Total Plays.....	83 Oakland, Nov. 24.....	54 Detroit, Dec. 8 (OT); N.Y. Giants, Sept. 29
	77 @ Seattle, Sept. 15.....	58 @ Denver, Dec. 29; @ San Francisco, Oct. 27
	73 S.F., Dec. 21; @ Washington, Sept. 8.....	60 Dallas, Oct. 20 (OT); @ Carolina, Oct. 6
First Downs.....	28 Oakland, Nov. 24.....	12 @ Carolina, Oct. 6
	27 @ Kansas City, Dec. 1; Seattle, Nov. 10.....	14 Dallas, Oct. 20 (OT); N.Y. Giants, Sept. 29
	26 @ Phila., Nov. 17; @ Seattle, Sept. 15.....	15 Detroit, Dec. 8 (OT)
Net Rushing Yards.....	259 @ Denver, Dec. 29.....	52 Detroit, Dec. 8 (OT)
	216 @ Kansas City, Dec. 1.....	58 @ Carolina, Oct. 6
	211 @ Philadelphia, Nov. 17.....	66 @ St. Louis, Dec. 15
Rushing Attempts.....	42 @ Philadelphia, Nov. 17.....	16 Detroit, Dec. 8 (OT)
	38 @ Kansas City, Dec. 1.....	17 N.Y. Giants, Sept. 29
	37 Oakland, Nov. 24.....	19 @ St. Louis, Dec. 15
Net Passing Yards.....	345 @ Seattle, Sept. 15.....	150 Detroit, Dec. 8 (OT)
	333 Oakland, Nov. 24.....	164 San Diego, Sept. 22
	320 @ Washington, Sept. 8.....	186 @ Carolina, Oct. 6
Pass Attempts.....	47 @ Seattle, Sept. 15.....	22 Dallas, Oct. 20 (OT)
	45 Oakland, Nov. 24.....	22 @ Denver, Dec. 29
	40 @ St. Louis, Dec. 15; @ Wash., Sept. 8.....	25 @ Kansas City, Dec. 1; @ Phila., Nov. 17
Pass Completions.....	29 @ Seattle, Sept. 15.....	13 Dallas, Oct. 20 (OT)
	28 @ Washington, Sept. 8.....	16 @ Denver, Dec. 29
	27 Oakland, Nov. 24.....	17 @ St. Louis, Dec. 15; San Diego, Sept. 22
Passes Intercepted.....	0 Ten times, most recently @ Denver, Dec. 29.....	4 Dallas, Oct. 20 (OT)
	1 Four times, most recently vs. S.F., Dec. 21.....	2 Four times, most recently @ St. Louis, Dec. 15
Fumbles Recovered.....	0 Eight times, most recently @ Denver, Dec. 29.....	1 Six times, most recently vs. S.F., Dec. 21; Detroit

Miscellaneous

	Bests	Worst
Penalties.....	1 S.F., Dec. 21; @ Philadelphia, Nov. 17;.....	10 Detroit, Dec. 8
	@ Washington, Sept. 8.....	8 @ St. Louis, Dec. 15
	2 Dallas, Oct. 20; San Diego, Sept. 22.....	7 @ San Francisco, Oct. 27; @ Seattle, Sept. 15
Yards Penalized.....	5 @ Phila., Nov. 17; @ Wash., Sept. 8.....	32 Detroit, Dec. 8 (OT)
	15 S.F., Dec. 21; Dallas, Oct. 20.....	75 @ St. Louis, Dec. 15
	20 Seattle, Nov. 10.....	65 @ San Francisco, Oct. 27

Cardinal Ind. Superlatives

Rushing

Yards Rushing

- 173.....Thomas Jones @ Seattle, Sept. 15 (24 att.)
 135.....Marcel Shipp vs. Oakland, Nov. 24 (16 att.)
 92.....Marcel Shipp vs. N.Y. Giants, Sept. 29 (17 att.)

Rushing Attempts

- 26.....Marcel Shipp @ St. Louis, Dec. 15 (79 yards)
 25.....Marcel Shipp vs. Detroit, Dec. 8 (85 yards)
 24.....Thomas Jones @ Seattle, Sept. 15 (173 yards)

Touchdowns Rushing

- 2.....Marcel Shipp @ St. Louis, Dec. 15 (5, 1 yards)
 Marcel Shipp @ San Francisco, Oct. 27 (7, 11 yards)
 1.....Six times, most recently by Marcel Shipp vs. Oakland,
 Nov. 24 (3 yards)

Longest Rushes

- 58.....Thomas Jones @ Seattle, Sept. 15 (TD)
 56.....Marcel Shipp @ Philadelphia, Nov. 17
 40.....Marcel Shipp vs. San Francisco, Dec. 21

Yards Per Carry (Min. 10 attempts)

- 8.4.....Marcel Shipp vs. Oakland, Nov. 24 (16 att., 135 yards)

Passing

Yards Passing

- 286.....Jake Plummer @ San Francisco, Oct. 27 (24 comp., 36 att.)
 258.....Jake Plummer @ St. Louis, Dec. 15 (17 comp., 27 att.)
 232.....Jake Plummer vs. Dallas, Oct. 20 (23 comp., 46 att.)

Pass Attempts

- 46.....Jake Plummer vs. Dallas, Oct. 20 (23 comp., 232 yards)
 43.....Jake Plummer vs. Detroit, Dec. 8 (24 comp., 228 yards)
 40.....Jake Plummer @ Carolina, Oct. 6 (16 comp., 221 yards)

Passes Completed

- 24.....Jake Plummer vs. Detroit, Dec. 8 (43 att., 228 yards)
 Jake Plummer @ S.F., Oct. 27 (36 att., 286 yards)
 23.....Jake Plummer vs. Dallas, Oct. 20 (46 att., 232 yards)
 Jake Plummer vs. N.Y. Giants, Sept. 29 (32 att., 168 yards)

Touchdown Passes

- 2.....Jake Plummer vs. San Francisco, Dec. 21 (4, 6 yards)
 Jake Plummer @ St. Louis, Dec. 15 (80, 1 yards)
 Jake Plummer vs. Oakland, Nov. 24 (1, 11 yards)
 Jake Plummer @ Philadelphia, Nov. 17 (12, 2 yards)
 Jake Plummer vs. San Diego, Sept. 22 (65, 31 yards)

Completion Percentage (Min. 15 attempts)

- 719.....Jake Plummer vs. N.Y. Giants, Sept. 29 (23 comp., 32 att.)
 667.....Jake Plummer at San Francisco, Oct. 27 (24 comp., 36 att.)

Pass Receiving

Receptions

- 7.....Marcel Shipp @ Kansas City, Dec. 1 (37 yards)
 David Boston @ Washington, Sept. 8 (138 yards)
 6.....Seven times, most recently by Nathan Poole vs. Detroit,
 Dec. 8 (41 yards)

Yards Receiving

- 138.....David Boston @ Washington, Sept. 8 (7 rec.)
 113.....Jason McAddley vs. Seattle, Nov. 10 (5 rec.)
 110.....David Boston vs. Dallas, Oct. 20 (6 rec.)

Touchdown Receptions

- 2.....Kevin Kasper vs. San Francisco, Dec. 21 (4, 6 yards)
 1.....Sixteen times, most recently by Kevin Kasper @ Denver,
 Dec. 29 (1 yard)

Longest Receptions

- 80.....Marcel Shipp @ St. Louis, Dec. 15 (TD)
 65.....MarTay Jenkins vs. San Diego, Sept. 22 (TD)
 42.....Jason McAddley vs. Seattle, Nov. 10

Field Goals

Field Goals

- 3.....Bill Gramatica vs. Detroit, Dec. 8 (29, 41, 42 yards)
 Bill Gramatica vs. Dallas, Oct. 20 (41, 23, 40 yards)
 Bill Gramatica @ Carolina, Oct. 6 (41, 28, 50 yards)
 Bill Gramatica @ Washington, Sept. 8 (36, 20, 39 yards)

Longest Field Goals

- 50.....Bill Gramatica @ Carolina, Oct. 6
 42.....Bill Gramatica vs. Detroit, Dec. 8 (game winner in
 overtime)

Punting

Longest Punts

- 58.....Scott Player vs. Seattle, Nov. 10
 Scott Player vs. N.Y. Giants, Sept. 29
 56.....Scott Player vs. San Diego, Sept. 22

Highest Average

- 49.5.....Scott Player vs. San Diego, Sept. 22 (4-198)
 46.9.....Scott Player @ Carolina, Oct. 6 (7-328)

Punt Returns

Longest Punt Returns

- 22.....Arnold Jackson @ St. Louis, Dec. 15
 19.....Arnold Jackson @ San Francisco, Oct. 27
 Arnold Jackson vs. Dallas, Oct. 20

Kickoff Returns

Longest Kickoff Returns

- 95.....MarTay Jenkins @ Seattle, Sept. 15 (TD)
 40.....Kevin Kasper @ St. Louis, Dec. 15

Defense (Coaches' Video Evaluations)

Solo Tackles

- 8.....Ronald McKinnon @ Seattle, Sept. 15 (3 assists)
 7.....Five times, most recently by Adrian Wilson vs. Dallas, Oct. 20
 (2 assists)

Combined Tackles

- 15.....Ronald McKinnon @ Washington, Sept. 8 (7 solos)

Interceptions

- 3.....Adrian Wilson vs. Dallas, Oct. 20 (9, 9, 0 yards)
 1.....Thirteen times, most recently by Renaldo Hill (1 yard) vs.
 S.F., Dec. 21

Quarterback Sacks

- 2.....Ray Thompson vs. St. Louis, Nov. 3 (-22 yards)

Opponent Ind. Superlatives

Rushing

Yards Rushing

- 228.....Clinton Portis @ Denver, Dec. 29 (24 att.)
 178.....Marshall Faulk vs. St. Louis, Nov. 3 (27 att.)
 134.....Duce Staley @ Philadelphia, Nov. 17 (30 att.)

Rushing Attempts

- 30.....Duce Staley @ Philadelphia, Nov. 17 (134 yards)
 27.....Marshall Faulk vs. St. Louis, Nov. 3 (178 yards)
 26.....LaDainian Tomlinson vs. San Diego, Sept. 22 (91 yards)
 Stephen Davis @ Washington, Sept. 8 (104 yards)

Touchdowns Rushing

- 2.....Clinton Portis @ Denver, Dec. 29 (4, 12 yards)
 Priest Holmes @ Kansas City, Dec. 1 (5, 2 yards)
 Shaun Alexander vs. Seattle, Nov. 10 (5, 1 yards)
 LaDainian Tomlinson vs. San Diego, Sept. 22 (4, 2 yards)
 1.....Eight times, most recently by Garrison Hearst vs. S.F., Dec. 21 (8 yards)

Longest Rushes

- 59.....Clinton Portis @ Denver, Dec. 29
 36.....Tyronne Wheatley vs. Oakland, Nov. 24
 34.....Dorsey Levens @ Philadelphia, Nov. 17

Yards Per Carry (Min. 10 attempts)

- 9.5.....Clinton Portis @ Denver, Dec. 29 (24 att., 228 yards)
 7.1.....Priest Holmes @ Kansas City, Dec. 1 (16 att., 113 yards)

Passing

Yards Passing

- 352.....Trent Dilfer @ Seattle, Sept. 15 (29 comp., 47 att.)
 340.....Rich Gannon vs. Oakland, Nov. 24 (27 comp., 45 att.)
 327.....Shane Matthews @ Wash., Sept. 8 (28 comp., 40 att.)

Passes Attempted

- 47.....Trent Dilfer @ Seattle, Sept. 15 (29 comp., 352 yards)
 45.....Rich Gannon vs. Oakland, Nov. 24 (27 comp., 340 yards)
 40.....Marc Bulger @ St. Louis, Dec. 15 (24 comp., 319 yards)
 Shane Matthews @ Wash., Sept. 8 (28 comp., 327 yards)

Passes Completed

- 29.....Trent Dilfer @ Seattle, Sept. 15 (47 att., 352 yards)
 28.....Shane Matthews @ Wash., Sept. 8 (40 att., 327 yards)
 27.....Rich Gannon vs. Oakland, Nov. 24 (45 att., 340 yards)

Touchdown Passes

- 4.....Donovan McNabb @ Phila., Nov. 17 (2, 3, 27, 9 yards)
 Jeff Garcia @ San Francisco, Oct. 27 (21, 47, 61, 9 yards)
 3.....Rich Gannon vs. Oakland, Nov. 24 (7, 14, 37 yards)
 Shane Matthews @ Washington, Sept. 8 (26, 43, 17 yards)

Completion Percentage (Min. 15 attempts)

- 800.....Donovan McNabb @ Phila., Nov. 17 (20 comp., 25 att.)
 742.....Matt Hasselbeck vs. Seattle, Nov. 10 (23 comp., 31 att.)

Pass Receiving

Receptions

- 10.....Darrell Jackson @ Seattle, Sept. 15 (174 yards)
 6.....Tai Streets vs. San Francisco, Dec. 21 (80 yards)
 Terrell Owens @ S.F., Oct. 27 (132 yards, 2 TDs)

Yards Receiving

- 174.....Darrell Jackson @ Seattle, Sept. 15 (10 rec.)
 141.....Torry Holt @ St. Louis, Dec. 15 (7 rec.)
 132.....Terrell Owens @ San Francisco, Oct. 27 (6 rec.)

Touchdown Receptions

- 2.....Mark Boerigter @ Kansas City, Dec. 1 (1, 29 yards)
 Jerry Porter vs. Oakland, Nov. 24 (7, 14 yards)
 Terrell Owens @ San Francisco, Oct. 27 (21, 61 yards)
 1.....Twenty-one times, most recently by Rod Smith (10 yards) and Ashley Lelie (5 yards) @ Denver, Dec. 29

Longest Receptions

- 78.....Antonio Bryant vs. Dallas, Oct. 20 (TD)
 61.....Terrell Owens @ San Francisco, Oct. 27 (TD)
 56.....Torry Holt @ St. Louis, Dec. 15

Field Goals

Field Goals

- 3.....Jason Elam @ Denver, Dec. 29 (44, 54, 21 yards)
 Jeff Wilkins @ St. Louis, Dec. 15 (26, 37, 26 yards)
 2.....Six times, most recently by Jason Hanson vs. Detroit, Dec. 8 (26, 20 yards)

Longest Field Goals

- 54.....Jason Elam @ Denver, Dec., 29
 51.....Sebastian Janikowski vs. Oakland, Nov. 24

Punting

Longest Punts

- 65.....Matt Allen vs. N.Y. Giants, Sept. 29
 63.....Darren Bennett vs. San Diego, Sept. 22
 Bryan Barker @ Washington, Sept. 8

Highest Average

- 52.8.....Bryan Barker @ Washington, Sept. 8 (4-211)
 51.0.....Jeff Feagles vs. Seattle, Nov. 10 (3-153)

Punt Returns

Longest Punt Returns

- 90.....Dante Hall @ Kansas City, Dec. 1 (TD)
 78.....Dre' Bly @ St. Louis, Dec. 15 (TD)

Kickoff Returns

Longest Kickoff Returns

- 55.....Rafael Cooper vs. Detroit, Dec. 8
 53.....Trung Canidate @ St. Louis, Dec. 15
 50.....Jimmy Williams @ San Francisco, Oct. 27

Defense (Press Box Statistics)

Solo Tackles

- 10.....Dan Morgan @ Carolina, Oct. 6
 9.....Three times, most recently by Marcus Bell vs. Seattle, Nov. 10

Combined Tackles

- 13.....Chris Claiborne vs. Detroit, Dec. 8 (7 solos)
 12.....Dan Morgan @ Carolina, Oct. 6 (10 solos)

Interceptions

- 3.....Ronnie Heard @ S.F., Oct. 27 (17, -5, 30 yards)

Quarterback Sacks

- 2.....Andre Carter vs. San Francisco, Dec. 12 (-16 yards)
 Kalimba Edwards vs. Detroit, Dec. 8 (-13 yards)

Player Participation

X-Played S-Started INJ-Injured DNP-Did not play IA-Inactive IAJ-Inactive/injured IR-Injured reserve PS-Practice squad UN-Unsigned PUP-Physically unable to perform list
SUS-NFL Suspension Reserve/Non-Football Injury RE-Roster exemption

Longest Plays

From Offensive Scrimmage

Yards	Description	Opponent	Date	Site	TD	Note
80	Marcel Shipp reception	St. Louis	Dec. 15	Edward Jones Dome	Yes	Longest Cardinal play from scrimmage in 223 games.
65	MarTay Jenkins reception	San Diego	Sept. 22	Sun Devil Stadium	Yes	Longest career TD; first TD of 2002 against San Diego.
58	Thomas Jones run	Seattle	Sept. 15	Seahawks Stadium	Yes	Longest rush of NFL career, giving him first NFL 100-yard single-game rushing effort.
56	Marcel Shipp run	Philadelphia	Nov. 17	Veterans Stadium	No	
42	Jason McAddley reception	Seattle	Nov. 10	Sun Devil Stadium	No	Flea-flicker on Cards' first play from scrimmage in McAddley's first NFL start in his second NFL game.
40	Marcel Shipp run	San Francisco	Dec. 21	Sun Devil Stadium	No	
39	Marcel Shipp run	Oakland	Nov. 24	Sun Devil Stadium	No	
37	Frank Sanders reception	Carolina	Oct. 6	Ericsson Stadium	No	Pivotal third-down conversion in go-ahead fourth-quarter touchdown drive.
35	Frank Sanders reception	St. Louis	Nov. 3	Sun Devil Stadium	No	
34	Jake Plummer run	San Francisco	Oct. 27	3Com Park	Yes	Longest career TD run.
	David Boston reception	Washington	Sept. 8	FedEx Field	No	
31	Frank Sanders reception	Oakland	Nov. 24	Sun Devil Stadium	No	
	Marcel Shipp reception	San Diego	Sept. 22	Sun Devil Stadium	Yes	First career TD on first career reception.
29	David Boston reception	Washington	Sept. 8	FedEx Field	Yes	Cracks 100 yards for 15th career 100-yard game.
27	Frank Sanders reception	Seattle	Nov. 10	Sun Devil Stadium	No	
	Thomas Jones run	San Diego	Sept. 22	Sun Devil Stadium	No	
26	Jason McAddley reception	Kansas City	Dec. 1	Arrowhead Stadium	No	
	Marcel Shipp run	Oakland	Nov. 24	Sun Devil Stadium	No	
	David Boston reception	San Francisco	Oct. 27	3Com Park	No	
25	Jason McAddley reception	St. Louis	Nov. 3	Sun Devil Stadium	No	
	Frank Sanders reception	San Francisco	Oct. 27	3Com Park	No	
	Marcel Shipp run	N.Y. Giants	Sept. 29	Sun Devil Stadium	No	

Returns

Yards	Description	Opponent	Date	Site	TD	Note
95	MarTay Jenkins	Seattle	Sept. 15	Seahawks Stadium	Yes	Second career KOR for a touchdown. game-winning points.
40	Kevin Kasper KOR	St. Louis	Dec. 15	Edward Jones Dome	No	
38	Kevin Kasper KOR	Denver	Dec. 29	Invesco Field	No	Facing former teammates.
	Justin Lucas int. return	N.Y. Giants	Sept. 29	Sun Devil Stadium	Yes	Turned games' momentum around, tying score 7-7 at halftime.
37	MarTay Jenkins KOR	Dallas	Oct. 20	Sun Devil Stadium	No	
36	Kevin Kasper KOR	Kansas City	Dec. 1	Arrowhead Stadium	No	
	MarTay Jenkins KOR	San Francisco	Oct. 27	3Com Park	No	
35	Kevin Kasper KOR	Oakland	Nov. 24	Sun Devil Stadium	No	
	Adrian Wilson	Philadelphia	Nov. 17	Veterans Stadium	No	Returns interception to Philadelphia's two-yard line, leading to Arizona touchdown on next play.
	Justin Lucas int. lateral return	St. Louis	Nov. 3	Sun Devil Stadium	Yes	Cornerback David Barrett intercepts, returns it three yards, laterals to Lucas who runs 35 more yards for a touchdown.
34	Kevin Kasper KOR	San Francisco	Dec. 21	Sun Devil Stadium	No	
31	MarTay Jenkins KOR	San Francisco	Oct. 27	3Com Park	No	
	MarTay Jenkins KOR	Seattle	Sept. 15	Seahawks Stadium	No	
30	MarTay Jenkins KOR	Dallas	Oct. 20	Sun Devil Stadium	No	
29	MarTay Jenkins KOR	San Francisco	Oct. 27	3Com Park	No	
	MarTay Jenkins KOR	Carolina	Oct. 6	Ericsson Stadium	No	
	Marcel Shipp KOR	Washington	Sept. 8	FedEx Field	No	Danny Wuerffel kickoff due to injury to Brett Conway.
27	Damien Anderson KOR	Seattle	Nov. 3	Sun Devil Stadium	No	
26	Kevin Kasper KOR	St. Louis	Dec. 15	Edward Jones Dome	No	
25	Kevin Kasper KOR	Denver	Dec. 29	Invesco Field	No	Facing former teammates.
	Kevin Kasper KOR	Kansas City	Dec. 1	Arrowhead Stadium	No	
	Jason McAddley KOR	St. Louis	Nov. 3	Sun Devil Stadium	No	

Turnovers (Giveaways)

@ Washington Redskins, September 8

1st quarter	2nd quarter	3rd quarter	4th quarter	Summary	Results
None	None	None	Plummer interception (game ends)	1 interception	1 game ends

@ Seattle Seahawks, September 15

1st quarter	2nd quarter	3rd quarter	4th quarter	Summary	Results
None	None	Plummer interception (aborted FG; lost on downs)	None	1 interceptions	1 lost on downs

San Diego Chargers, September 22

1st quarter	2nd quarter	3rd quarter	4th quarter	Summary	Results
Plummer interception (TD run)	T. Jones fumble (TD run)	None	Plummer interception (TD return)	2 interceptions 1 fumble	2 TD runs 1 TD return

New York Giants, September 29

1st quarter	2nd quarter	3rd quarter	4th quarter	Summary	Results
None	None	Plummer fumble (punt)	None	1 fumble	1 punt

@ Carolina Panthers, October 6

1st quarter	2nd quarter	3rd quarter	4th quarter	Summary	Results
Plummer interception (lost on downs)	None	None	None	1 interception	1 lost on downs

Dallas Cowboys, October 20

1st quarter	2nd quarter	3rd quarter	4th quarter	Summary	Results
None	None	T. Jones fumble (interception)	None	1 fumble	1 interception

@ San Francisco 49ers, October 27

1st quarter	2nd quarter	3rd quarter	4th quarter	Summary	Results
Plummer fumble (FG)	Plummer interception (TD pass)	None	Plummer interception (game ends)	3 interceptions 1 fumble	2 TD passes 1 FG 1 game ends
Plummer interception (TD pass)					

St. Louis Rams, November 3

1st quarter	2nd quarter	3rd quarter	4th quarter	Summary	Results
Plummer interception (FG)	Plummer fumble (interception)	None	Shipp fumble (game ends)	2 fumbles 1 interception	1 FG 1 interception 1 game ends

Seattle Seahawks, November 10

1st quarter	2nd quarter	3rd quarter	4th quarter	Summary	Results
None	Plummer interception (TD pass)	Shipp fumble (punt)	Center exchange fumble (game ends)	3 fumbles 2 interceptions	1 TD pass 2 punts 1 half ends 1 game ends
	Plummer interception (half ends)	Shipp fumble (punt)			

@ Philadelphia Eagles, November 17

1st quarter	2nd quarter	3rd quarter	4th quarter	Summary	Results
None	None	None	Plummer interception (punt)	1 interception	1 punt

Oakland Raiders, November 24

1st quarter	2nd quarter	3rd quarter	4th quarter	Summary	Results
Plummer fumble (TD pass)	None	None	Plummer interception (game ends)	2 interceptions 1 fumble	1 TD pass 1 TD run 1 game ends
Plummer interception (TD run)					

@ Kansas City Chiefs, December 1

1st quarter	2nd quarter	3rd quarter	4th quarter	Summary	Results
None	Plummer interception (TD pass)	Plummer interception (TD pass)	None	4 interceptions	2 TD passes 1 punt 1 half ends
	Plummer interception (half ends)	McCown interception (punt)			

Detroit Lions, December 8

1st quarter	2nd quarter	3rd quarter	4th quarter	Summary	Results
None	Plummer interception (FG)	None	None	1 interception	1 FG

@ St. Louis Rams, December 15

1st quarter	2nd quarter	3rd quarter	4th quarter	Summary	Results
None	Plummer fumble (TD pass)	None	Plummer interception (game ends)	1 fumble 1 interception	1 TD pass 1 game ends

San Francisco 49ers, December 21

1st quarter	2nd quarter	3rd quarter	4th quarter	Summary	Results
Plummer interception (missed FG att.)	None	Shipp fumble (fumble)	None	1 fumble 1 interception	1 missed FG att. 1 fumble

@ Denver Broncos, December 29

1st quarter	2nd quarter	3rd quarter	4th quarter	Summary	Results
None	None	None	McCown fumble (TD run)	1 fumble 1 interception	1 TD run 1 game ends
			McCown interception (game ends)		

Totals

1st quarter	2nd quarter	3rd quarter	4th quarter	Summary	Results
8 giveaways/34 pts.	9 giveaways/38 pts.	8 giveaways/7 pts.	10 giveaways/14 pts.	35 giveaways	93 points
2 TD runs	1 TD run	1 TD pass	1 TD run	22 interceptions	7 TD passes
2 TD passes	4 TD passes	(4 punts)	1 TD return	13 fumbles	4 TD runs
2 FGs	1 FG	(1 interception)	(7 game ends)		1 TD return
(1 lost on downs)	(2 half ends)	(1 fumble)	(1 punt)		3 FGs
(1 missed FG att.)	(1 interception)	(1 FG abort/ lost on downs)			(5 punts)
					(9 half/game ends)
					(2 interceptions)
					(1 FG abort/)
					lost on downs)
					(1 lost on downs)
					(1 missed FG att.)
					(1 fumble)

Turnovers (Takeaways)

@ Washington Redskins, September 8

1st quarter	2nd quarter	3rd quarter	4th quarter	Summary	Results
Tanner interception (TD run)	None	None	None	1 interception	1 TD run

@ Seattle Seahawks, September 15

1st quarter	2nd quarter	3rd quarter	4th quarter	Summary	Results
None	Barrett fumble rec. (punt)	None	None	1 fumble recovery	1 punt

San Diego Chargers, September 22

1st quarter	2nd quarter	3rd quarter	4th quarter	Summary	Results
None	None	None	Lucas interception (lost on downs)	1 interception	1 lost on downs

New York Giants, September 29

1st quarter	2nd quarter	3rd quarter	4th quarter	Summary	Results
Barrett interception (punt)	Lucas interception (TD return)	Lassiter fumble rec. (punt)	None	2 interceptions 1 fumble recovery	1 TD return 2 punts

@ Carolina Panthers, October 6

1st quarter	2nd quarter	3rd quarter	4th quarter	Summary	Results
None	Hill fumble recovery (field goal)	Hill fumble recovery (punt)	Rhinehart interception (TD Pass) Lassiter interception (game ends)	2 fumble recoveries 2 interceptions	1 TD pass 1 FG 1 punt 1 game ends

Dallas Cowboys, October 20

1st quarter	2nd quarter	3rd quarter	4th quarter	Summary	Results
Wilson interception (punt) Hill interception (punt)	None	Wilson interception (punt)	Wilson interception (missed FG att.)	4 interceptions	3 punts 1 missed FG att.

@ San Francisco 49ers, October 27

1st quarter	2nd quarter	3rd quarter	4th quarter	Summary	Results
None	None	None	None	—	—

St. Louis Rams, November 3

1st quarter	2nd quarter	3rd quarter	4th quarter	Summary	Results
None	Starks interception (TD pass)	None	Barrett interception (TD return)	2 interceptions	1 TD pass 1 TD return

Seattle Seahawks, November 10

1st quarter	2nd quarter	3rd quarter	4th quarter	Summary	Results
None	None	None	None	—	—

@ Philadelphia Eagles, November 17

1st quarter	2nd quarter	3rd quarter	4th quarter	Summary	Results
Vanden Bosch fumble recovery (FG)	Wilson interception (TD pass)	None	None	1 fumble recovery 1 interception	2 TD passes

Oakland Raiders, November 24

1st quarter	2nd quarter	3rd quarter	4th quarter	Summary	Results
None	None	None	Lassiter interception (punt)	1 interception	1 punt

@ Kansas City Chiefs, December 1

1st quarter	2nd quarter	3rd quarter	4th quarter	Summary	Results
None	None	Lucas fumble recovery (lost on downs)	None	1 fumble recovery	1 lost on downs

Detroit Lions, December 8

1st quarter	2nd quarter	3rd quarter	4th quarter	Summary	Results
None	Lucas fumble recovery (TD pass)	None	None	1 fumble recovery	1 TD pass

@ St. Louis Rams, December 15

1st quarter	2nd quarter	3rd quarter	4th quarter	Summary	Results
None	Starks interception (TD run)	Barrett interception (TD run)	None	2 interceptions	2 TD runs

San Francisco 49ers, December 21

1st quarter	2nd quarter	3rd quarter	4th quarter	Summary	Results
None	None	Lucas fumble recovery (punt)	None	1 fumble recovery	1 TD pass
		Hill interception (TD pass)		1 interception	1 punt

@ Denver Broncos, December 29

1st quarter	2nd quarter	3rd quarter	4th quarter	Summary	Results
None	None	None	None	—	—

Totals

1st quarter	2nd quarter	3rd quarter	4th quarter	Summary	Results
5 takeaways/14 pts.	7 takeaways/38 pts.	7 takeaways/14 pts.	6 takeaways/14 pts.	25 takeaways	80 points
1 fumble	3 fumbles	4 fumbles	6 interceptions	17 interceptions	6 TD passes
4 interceptions	4 interceptions	3 interceptions	(1 TD pass)	8 fumbles	3 TD runs
(1 TD pass)	(3 TD passes)	(1 TD run)	(1 TD return)		2 TD returns
(1 TD run)	(1 TD run)	(1 TD pass)	(1 punt)		1 FG
(3 punts)	(1 TD return)	(4 punts)	(1 missed FG att.)		(9 punts)
	(1 FG)	(1 lost on downs)	(1 lost on downs)		(2 lost on downs))
	(1 punt)		(1 game ends)		(1 missed FG att.)
					(1 game ends)

Giveaway/Takeaway Game Comparisons

Opponent	Date	Takeaways				Giveaways			Difference	Net Difference
		Int.	Rec.	Fumbles	Total	Int.	Lost	Fumbles		
September 8	@ Washington	1	0	1	1	1	0	1	Even	—
September 15	@ Seattle	0	1	1	1	1	0	1	Even	—
September 22	San Diego	1	0	1	2	2	1	3	-2	-2
September 29	N.Y. Giants	2	1	3	0	0	1	1	+2	Even
October 6	@ Carolina	2	2	4	1	0	1	1	+3	+3
October 13	Open Date									
October 20	Dallas	4	0	4	0	1	1	1	+3	+6
October 27	@ San Francisco	0	0	0	3	1	4	4	-4	+2
November 3	St. Louis	2	0	2	1	2	3	3	-1	+1
November 10	Seattle	0	0	0	2	3	5	5	-5	-4
November 17	@ Philadelphia	1	1	2	1	0	1	1	+1	-3
November 24	Oakland	1	0	1	2	1	3	3	-2	-5
December 1	@ Kansas City	0	1	1	4	0	4	4	-3	-8
December 8	Detroit	0	1	1	1	0	1	1	Even	-8
December 15	@ St. Louis	2	0	2	1	1	2	2	Even	-8
December 21	San Francisco	1	1	2	1	1	2	2	Even	-8
December 29	@ Denver	0	0	0	1	1	2	2	-2	-10
Totals		17	8	25	22	13	35	35	—	-10

Inside-The-20 Efficiency

@ Washington Redskins, September 8

Team	1st quarter	2nd quarter	3rd quarter	4th quarter	Totals
Cardinals	Gramatica 35-yard FG Plummer 7-yard TD run	Gramatica 20-yard FG	None	None	3-3=13 points
Redskins	Conway 35-yard FG	None	Davis 3-yard TD run	Matthews 17-yard TD pass to Thompson	3-3=17 points

@ Seattle Seahawks, September 15

Team	1st quarter	2nd quarter	3rd quarter	4th quarter	Totals
Cardinals	Gramatica 23-yard FG	None	None	Plummer 4-yard TD pass to Sanders	1-2=10 points
Seahawks	None	Diller 1-yard TD pass to Mili Fumble at 6-yard line	Aborted 17-yard FG att.	Lindell 19-yard FG Game ends at 7-yard line	2-5=10 points

San Diego Chargers, September 22

Team	1st quarter	2nd quarter	3rd quarter	4th quarter	Totals
Cardinals	None	None	None	Lost on downs at 9-yard line	0-1=0 points
Chargers	None	Tomlinson 4-yard TD run Tomlinson 2-yard TD run	None	None	2-2=14 points

New York Giants, September 29

Team	1st quarter	2nd quarter	3rd quarter	4th quarter	Totals
Cardinals	None	None	None	Plummer 7-yard TD pass to Shipp Shipp 10-yard TD run	2-2=14 points
Bears	Barber 1-yard TD run	None	None	None	1-1=7 points

@ Carolina Panthers, October 6

Team	1st quarter	2nd quarter	3rd quarter	4th quarter	Totals
Cardinals	None	Gramatica 28-yard FG	None	Plummer 15-yard TD pass to F. Jones	2-2=14 points
Panthers	None	None	Graham 32-yard FG L. Smith fumble at 16-yard line	None	1-2=3 points

Dallas Cowboys, October 20

Team	1st quarter	2nd quarter	3rd quarter	4th quarter	Totals
Cardinals	None	Gramatica 23-yard FG	None	Missed Gramatica 28-yard FG att.	1-2=3 points
Cowboys	Interception at 3-yard line	None	None	Interception in end zone	2-3=10 points

@ San Francisco 49ers, October 27

Team	1st quarter	2nd quarter	3rd quarter	4th quarter	Totals
Cardinals	None	Shipp 7-yard TD run Plummer interception	Shipp 5-yard TD run	T. Jones 7-yard TD run	3-4=21 points
49ers	None	Barlow 5-yard TD run	None	Garcia 9-yard TD pass to Barlow Game ends at 4-yard line	2-3=14 points

St. Louis Rams, November 3

Team	1st quarter	2nd quarter	3rd quarter	4th quarter	Totals
Cardinals	None	Fumble on center exchange at 19-yard line Plummer 8-yard TD pass to Sanders	None	None	1-2=7 points
Rams	None	Wilkins 24-yard FG Bulger 7-yard TD pass to Holt	None	None	3-3=17 points

Seattle Seahawks, November 10

Team	1st quarter	2nd quarter	3rd quarter	4th quarter	Totals
Cardinals	None	Gramatica 27-yard FG	Shipp fumble at 4-yard line Shipp fumble at 8-yard line	Fumble at 8-yard line	1-4=3 points
Seahawks	Lindell 23-yard FG Alexander 5-yard TD run	Lindell 30-yard FG Alexander 1-yard TD run Hasselbeck 16-yard TD pass to Hannam	None	Game ends at 15-yard line	5-6=27 points

@ Philadelphia Eagles, November 17

Team	1st quarter	2nd quarter	3rd quarter	4th quarter	Totals
Cardinals	Plummer 12-yard TD pass to McAddley	Plummer 2-yard TD pass to Makovicka	Lost on downs at 18-yard line	None	2-3=14 points
Eagles	McNabb 2-yard TD pass to Thrash	McNabb 9-yard TD pass to Staley McNabb 3-yard TD pass to levens	Akers 34-yard FG	Thrash 4-yard TD run	5-5=31 points

Oakland Raiders, November 24

Team	1st quarter	2nd quarter	3rd quarter	4th quarter	Totals
Cardinals	None	Shipp 3-yard TD run Plummer 1-yard TD pass to Makovicka	None	Plummer 11-yard TD pass to Jackson	3-3=20 points
Raiders	Gannon 7-yard TD pass to Porter Garner 8-yard TD run	Gannon 14-yard TD pass to Porter	Wheatley 2-yard TD run Janikowski 37-yard FG	None	5-5=31 points

@ Kansas City Chiefs, December 1

Team	1st quarter	2nd quarter	3rd quarter	4th quarter	Totals
Cardinals	None	Aborted 23-yard FG attempt	Lost on downs at 24-yard line	None	0-2=0 points
Chiefs	Holmes 5-yard TD run	Richardson 3-yard TD run Holmes 2-yard TD run	Green 1-yard TD pass to Boerigter	None	4-4=28 points

Detroit Lions, December 8

Team	1st quarter	2nd quarter	3rd quarter	4th quarter	Totals
Cardinals	Plummer 1-yard TD pass to Makovicka	Plummer 10-yard TD pass to Poole	Gramatica 29-yard FG	None	3-3=17 points
Lions	Harrington 6-yard TD pass to Ricks	Hanson 33-yard missed FG att. Hanson 25-yard FG	Hanson 20-yard FG	None	3-4=13 points

@ St. Louis Rams, December 15

Team	1st quarter	2nd quarter	3rd quarter	4th quarter	Totals
Cardinals	None	Shipp 5-yard TD run	Shipp 1-yard TD run	Plummer 1-yard TD pass to Bush	3-3=21 points
Rams	Wilkins 26-yard FG	Bulger 4-yard TD pass to Edwards Bulger 3-yard TD pass to Holt	None	Wilkins 37-yard FG Wilkins 26-yard FG	5-5=23 points

San Francisco 49ers, December 21

Team	1st quarter	2nd quarter	3rd quarter	4th quarter	Totals
Cardinals	None	Plummer 4-yard TD pass to Kasper	Shipp fumble at 9-yard line	Plummer 6-yard TD pass to Kasper	2-3=14 points
49ers	None	Chandler 24-yard FG	Hearst 8-yard TD run Beasley fumble at 17-yard line	None	2-3=10 points

@ Denver Broncos, December 29

Team	1st quarter	2nd quarter	3rd quarter	4th quarter	Totals
Cardinals	None	Plummer 1-yard TD pass to Kasper	None	None	2-2=10 points
Broncos	None	Elam 21-yard FG	Beuerlein 5-yard TD pass to Lelle	Beuerlein 10-yard TD pass to Smith Portis 4-yard TD run Portis 12-yard TD run	5-5=31 points

Totals

Team	1st quarter	2nd quarter	3rd quarter	4th quarter	Totals
Cardinals	5-5=27 points 2 FG 2 TD passes 1 TD run	13-15=75 points 4 FG 3 TD runs 6 TD passes (1 FG misses) (1 fumble)	3-8=17 points 1 FG 2 TD runs (3 fumbles) (2 lost on downs)	8-11=55 points 2 TD runs 6 TD passes (1 FG missed) (1 fumble) (1 lost on downs)	34-45=178 points 8 TD run 11 TD pass 15 FG (2 FG missed) (3 interceptions) (3 fumbles) (2 lost on downs)
Opponents	10-11=58 points 3 FG 4 TD runs 3 TD passes (1 interception)	17-21=103 points 5 FG 6 TD runs 8 TD passes (1 FG missed) (1 fumble)	0-11=47 points 4 FG 3 TD runs 2 TD passes (1 FG missed) (1 fumble)	10-14=50 points 3 FG 4 TD runs 3 TD passes (1 interception) (3 game ends)	48-58=262 points 17 TD runs 16 TD passes 15 FG (2 missed FG) (2 interceptions) (3 fumbles) (3 half/game ends)

Drive Charts

Cardinals

Date	Opponent	Time Of Possession	Drives Started	Cumulative Yard Line	Average Start	Starts In/At Own 20	Plus Territory	Plus Territory TD/FG
September 8	@ Washington	25:36	12	479	40	1/1	3	2/1
September 15	@ Seattle	29:00	11	261	26	3/0	1	0/0
September 22	San Diego	25:43	12	281	23	4/4	0	0/0
September 29	N.Y. Giants	36:05	11	351	32	3/0	2	0/0
October 6	@ Carolina	31:26	13	352	27	5/1	1	0/1
October 20	Dallas	40:53	14	462	33	2/1	3	0/1
October 27	@ San Francisco	32:27	11	346	31	1/0	0	0/0
November 3	St. Louis	24:32	10	254	25	3/0	0	0/0
November 10	Seattle	27:16	9	261	29	1/1	0	0/0
November 17	@ Philadelphia	23:45	11	427	39	0/1	2	2/0
November 24	Oakland	23:43	14	324	23	4/2	1	1/0
December 1	@ Kansas City	26:25	14	515	37	2/0	2	0/0
December 8	Detroit	38:45	15	436	29	1/4	1	1/0
December 15	@ St. Louis	28:47	14	357	27	3/1	0	0/0
December 21	San Francisco	25:41	10	373	37	1/0	2	1/0
December 29	@ Denver	26:33	9	223	25	2/1	0	0/0
Totals		28:41	190	5,693	29.9	36/17	18	7/3

Opponent

Date	Opponent	Time Of Possession	Drives Started	Cumulative Yard Line	Average Start	Starts In/At Own 20	Plus Territory	Plus Territory TD/FG
September 8	@ Washington	34:24	13	409	31	1/3	1	0/0
September 15	@ Seattle	31:00	12	368	31	2/2	1	0/0
September 22	San Diego	34:17	11	371	34	1/2	1	1/0
September 29	N.Y. Giants	23:55	12	312	28	3/1	1	1/0
October 6	@ Carolina	28:34	14	472	34	2/1	2	1/0
October 20	Dallas	30:57	14	317	23	6/2	0	0/0
October 27	@ San Francisco	27:33	11	443	40	0/1	3	2/1
November 3	St. Louis	35:28	11	392	36	4/0	3	1/1
November 10	Seattle	32:14	9	214	24	4/1	1	1/0
November 17	@ Philadelphia	36:15	10	269	27	4/0	1	1/0
November 24	Oakland	36:17	15	532	35	3/0	2	2/0
December 1	@ Kansas City	33:35	12	347	29	1/2	1	1/0
December 8	Detroit	25:27	12	451	38	1/2	2	0/2
December 15	@ St. Louis	31:13	13	473	36	1/2	2	1/0
December 21	San Francisco	34:19	10	301	30	1/1	1	0/1
December 29	@ Denver	33:27	9	274	30	4/0	1	1/0
Totals		31:19	187	5,945	31.8	38/20	23	12/5

"When" Statistics

Home	3-5
Road	2-6
Grass	4-9
Artificial Surface	1-2
Day	5-10
Night	0-1
Outdoors	5-10
Indoors	0-1
Leading At Halftime	1-1

Tied At Halftime	1-0
Behind At Halftime	3-10
Leading After 3 Quarters	0-0
Tied After 3 Quarters	3-0
Behind After 3 Quarters	2-11
Overtime	1-0
Red Jerseys/White Pants	2-4
Red Jerseys/Red Pants	0-1
White Jerseys/Red Pants	3-4

White Jerseys/White Pants	0-2
Outcomes 7 Points Or Less	3-2
Outcomes 3 Points Or Less	3-2
Cards Score First	2-2
Opponent Scores First	3-9
Cards Win Coin Toss	4-4
Cards Lose Coin Toss	1-7

Third-Down Efficiency

Cardinals

Date	Opponent	Third Down And ...											Rush	Total
		1	2	3	4	5	6	7	8	9	10	11+		
Sept. 8	@ Washington	0-0	0-1	1-2	0-1	0-1	1-1	0-1	0-1	1-1	1-4	0-0	1-1	4-13
Sept. 15	@ Seattle	1-2	2-2	0-0	0-1	1-2	0-1	0-1	0-1	1-1	0-0	1-2	2-5	6-13
Sept. 22	San Diego	1-2	0-0	0-0	4-5	0-0	0-0	1-1	1-5	0-1	0-1	0-1	2-2	7-16
Sept. 29	N.Y. Giants	2-3	0-0	1-1	1-2	1-1	2-2	2-2	0-0	0-2	1-2	0-2	4-5	10-17
Oct. 6	@ Carolina	0-0	1-1	1-2	1-2	0-0	0-2	1-2	0-2	0-0	0-4	1-3	1-2	5-18
Oct. 20	Dallas	3-3	2-3	0-1	0-1	2-4	0-2	0-0	1-3	0-1	1-3	0-0	4-6	9-21
Oct. 27	@ San Francisco	1-2	0-1	3-3	0-0	1-2	0-0	0-0	1-1	1-1	1-1	1-1	2-3	9-12
Nov. 3	St. Louis	1-1	1-1	0-0	0-1	0-1	0-0	1-2	0-1	0-0	0-1	2-3	2-2	5-11
Nov. 10	Seattle	1-2	2-2	0-0	0-1	0-0	1-2	1-1	0-0	0-1	0-1	0-0	2-3	5-10
Nov. 17	@ Philadelphia	1-4	0-0	3-3	0-0	0-0	0-0	1-2	1-2	0-1	1-2	0-2	2-4	7-16
Nov. 24	Oakland	0-0	0-1	0-0	1-1	0-1	1-2	2-2	0-1	0-0	0-2	0-2	0-4	2-12
Dec. 1	@ Kansas City	1-1	0-0	1-1	0-1	0-0	0-0	0-2	1-1	1-4	0-3	1-3	1-1	5-16
Dec. 8	Detroit	0-0	0-0	1-2	1-1	1-1	0-0	2-2	0-2	1-1	0-3	0-3	1-2	6-17
Dec. 15	@ St. Louis	1-2	0-0	2-3	1-2	3-4	0-1	0-0	0-0	0-1	0-0	0-1	5-6	7-14
Dec. 21	San Francisco	1-2	2-2	0-0	0-0	0-0	0-0	0-0	2-2	1-1	1-1	0-4	3-4	7-13
Dec. 29	@ Denver	1-1	0-0	0-1	0-0	0-1	0-0	0-2	1-1	1-1	0-0	1-3	0-0	4-10
Cardinals		15-25	10-14	13-19	9-19	9-18	5-13	11-20	8-23	7-17	6-28	7-30	32-50	98-229

Opponents

Date	Opponent	Third Down And ...											Rush	Total
		1	2	3	4	5	6	7	8	9	10	11+		
Sept. 8	@ Washington	1-1	2-3	0-0	1-2	0-0	1-2	2-2	0-0	0-1	1-2	1-3	4-5	9-16
Sept. 15	@ Seattle	1-1	0-1	0-1	0-0	0-1	0-1	1-1	0-0	0-3	0-0	2-4	0-1	4-13
Sept. 22	San Diego	0-0	0-0	0-0	0-0	0-1	3-4	0-0	3-3	0-1	0-0	1-6	1-3	7-15
Sept. 29	N.Y. Giants	1-2	1-1	0-1	0-0	0-1	0-0	0-0	0-0	0-0	0-1	1-5	0-1	3-11
Oct. 6	@ Carolina	1-1	1-2	0-0	0-1	0-0	0-0	1-5	1-2	0-0	0-0	0-3	1-2	4-14
Oct. 20	Dallas	1-2	0-2	0-0	0-1	0-1	0-3	1-1	0-1	0-0	0-0	0-1	1-3	2-12
Oct. 27	@ San Francisco	1-1	1-2	1-1	0-1	1-1	1-1	0-1	0-1	1-1	0-0	0-2	1-2	6-12
Nov. 3	St. Louis	1-1	1-2	0-0	1-1	1-1	0-1	1-1	0-1	0-0	1-1	0-3	1-4	6-12
Nov. 10	Seattle	2-3	0-0	0-0	1-1	2-3	2-3	0-0	0-0	0-0	1-1	0-3	4-6	8-14
Nov. 17	@ Philadelphia	0-1	0-0	4-4	0-1	0-0	0-0	0-0	1-1	0-2	0-0	0-0	3-5	5-9
Nov. 24	Oakland	0-0	0-1	0-0	1-1	0-1	1-2	2-2	0-1	0-0	0-2	0-4	0-2	4-14
Dec. 1	@ Kansas City	2-3	1-2	1-1	1-2	0-0	0-1	0-0	0-0	0-0	1-2	0-0	3-6	6-11
Dec. 8	Detroit	1-1	1-2	0-2	0-0	0-1	0-0	0-1	0-0	0-0	0-3	0-2	1-1	2-12
Dec. 15	@ St. Louis	0-1	0-1	1-1	3-3	0-0	1-1	0-0	0-1	0-0	0-1	0-3	0-1	5-13
Dec. 21	San Francisco	5-5	0-1	1-1	2-2	0-0	2-3	0-1	0-0	0-3	1-1	0-2	5-6	11-20
Dec. 29	@ Denver	0-0	0-0	2-3	1-2	0-0	0-1	1-1	0-0	0-1	0-0	1-3	0-1	5-11
Opponent		17-23	8-20	10-15	11-18	4-11	11-23	9-16	5-11	1-12	5-14	6-44	25-49	87-209

Possessions

Cardinals

Date	Opponent	Drives	TD	FG	FGA	Punt	Downs	TO	Safety	Clock	Points	Pts./Drive	Efficiency
September 8	@ Washington	12	2	3	1	5	0	1	0	0	23	1.917	41.7%
September 15	@ Seattle	10	2	1	0	6	0	1	0	0	24	2.400	30.0%
September 22	San Diego	12	2	0	0	4	1	3	1	1	15	1.250	16.7%
September 29	N.Y. Giants	11	2	0	1	5	1	1	0	1	14	1.273	18.2%
October 6	@ Carolina	13	1	3	0	7	1	1	0	1	16	1.231	30.8%
October 20	Dallas	14	0	3	3	7	0	1	0	0	9	0.643	21.4%
October 27	@ San Francisco	11	4	0	0	2	0	4	0	1	28	2.545	36.4%
November 3	St. Louis	10	1	0	0	4	1	3	0	1	7	0.700	10.0%
November 10	Seattle	9	0	2	0	2	0	5	0	0	6	0.667	22.2%
November 17	@ Philadelphia	11	2	0	0	5	2	1	0	1	14	1.273	18.2%
November 24	Oakland	14	3	0	0	8	0	3	0	0	20	1.429	21.4%
December 1	@ Kansas City	14	0	0	1	8	1	4	0	0	0	0.000	0.0%
December 8	Detroit	15	2	3	0	8	0	1	0	1	23	1.533	33.3%
December 15	@ St. Louis	14	4	0	0	7	0	2	0	1	28	2.000	28.6%
December 21	San Francisco	10	2	0	1	4	0	2	0	1	14	1.400	20.0%
December 29	@ Denver	9	1	0	0	6	0	2	0	2	7	0.778	11.1%
Total		192	28	15	7	88	7	35	1	11	248	1.292	22.4%

Opponents

Date	Opponent	Drives	TD	FG	FGA	Punt	Downs	TO	Safety	Clock	Points	Pts./Drive	Efficiency
September 8	@ Washington	13	4	1	0	4	1	1	0	2	31	2.385	38.5%
September 15	@ Seattle	12	1	2	0	3	3	1	0	2	13	1.083	25.0%
September 22	San Diego	11	2	0	1	6	0	1	0	1	14	1.273	18.2%
September 29	N.Y. Giants	12	1	0	0	5	2	3	0	1	7	0.583	8.3%
October 6	@ Carolina	14	1	2	0	5	1	4	0	1	13	0.929	21.4%
October 20	Dallas	14	1	0	1	7	0	4	0	1	6	0.429	7.1%
October 27	@ San Francisco	11	5	1	0	4	0	0	0	1	38	3.455	54.5%
November 3	St. Louis	11	3	2	1	2	0	2	0	0	27	2.455	45.5%
November 10	Seattle	9	3	2	0	3	0	0	1	1	27	3.000	55.6%
November 17	@ Philadelphia	10	5	1	0	2	0	2	0	0	38	3.800	60.0%
November 24	Oakland	15	5	2	0	5	0	1	0	2	41	2.733	46.7%
December 1	@ Kansas City	12	6	0	1	4	0	0	0	0	42	3.500	50.0%
December 8	Detroit	12	1	2	1	7	0	0	0	1	13	1.083	25.0%
December 15	@ St. Louis	13	2	3	0	5	0	2	0	1	23	1.769	38.5%
December 21	San Francisco	10	2	1	2	2	0	2	0	1	17	1.700	30.0%
December 29	@ Denver	10	4	3	0	1	0	0	0	2	37	3.700	70.0%
Total		188	46	22	7	65	7	23	1	17	387	2.059	36.2%

Scoring By Quarters

Date	Opponent	Cardinals						Opponents						Point Differential	Overall Record
		1	2	3	4	OT	Final	1	2	3	4	OT	Final		
Sept. 8	@ Washington	10	3	3	7	—	23	3	7	14	7	—	31	-8	0-1
Sept. 15	@ Seattle	3	0	7	14	—	24	3	7	0	3	—	13	+11	1-1
Sept. 22	San Diego	7	0	0	8	—	15	0	14	0	9	—	23	-8	1-2
Sept. 29	N.Y. Giants	0	7	0	14	—	21	7	0	0	0	—	7	+14	2-2
Oct. 6	@ Carolina	0	6	0	10	—	16	0	7	6	0	—	13	+3	3-2
Oct. 20	Dallas	3	3	0	0	3	9	0	0	6	0	0	6	+3	4-2
Oct. 27	@ San Francisco	0	7	14	7	—	28	17	14	0	7	—	38	-10	4-3
Nov. 3	St. Louis	0	7	0	7	—	14	7	10	0	10	—	27	-13	4-4
Nov. 10	Seattle	3	3	0	0	—	6	10	17	0	0	—	27	-21	4-5
Nov. 17	@ Philadelphia	7	7	0	0	—	14	7	21	3	7	—	38	-24	4-6
Nov. 24	Oakland	0	14	0	6	—	20	14	7	17	3	—	41	-21	4-7
Dec. 1	@ Kansas City	0	0	0	0	—	0	14	21	7	7	—	49	-49	4-8
Dec. 8	Detroit	7	7	3	3	3	23	14	3	3	0	0	20	+3	5-8
Dec. 15	@ St. Louis	0	7	14	7	—	28	3	21	0	6	—	30	-2	5-9
Dec. 21	San Francisco	0	7	0	7	—	14	7	3	7	0	—	17	-3	5-10
Dec. 29	@ Denver	0	7	0	0	—	7	3	6	7	21	—	37	-30	5-11
Totals		40	85	41	90	6	262	109	158	70	80	0	417	-155	5-11

Inactives

September 8 @ Washington Redskins

TE Mike Banks
T Anthony Clement
DT Nate Dwyer
DT Mario Fatalehi
WR Jason McAddley
QB Preston Parsons (3rd QB)
MLB Johnny Rutledge
SS Adrian Wilson

September 15 @ Seattle Seahawks

T Anthony Clement
DT Nate Dwyer
DT Mario Fatalehi
FB Joel Makovicka
WR Jason McAddley
FB Dennis McKinley
QB Preston Parsons (3rd QB)
LB Johnny Rutledge

September 22 San Diego Chargers

DE Thomas Burke
T Anthony Clement
DT Mario Fatalehi
OLB Levar Fisher
WR Jason McAddley
FB Dennis McKinley
DB Don Morgan
QB Preston Parsons (3rd QB)

September 29 New York Giants

DE Thomas Burke
T Anthony Clement
DT Mario Fatalehi
LB Levar Fisher
WR Jason McAddley
FB Dennis McKinley
QB Preston Parsons (3rd QB)
CB Duane Starks

October 6 @ Carolina Panthers

T Anthony Clement
LB Levar Fisher
DE Dennis Johnson
RB Thomas Jones
WR Jason McAddley
FB Dennis McKinley
QB Preston Parsons (3rd QB)
CB Duane Starks

October 20 Dallas Cowboys

T Anthony Clement
G Chris Dishman
DE Dennis Johnson
FB Joel Makovicka
WR Jason McAddley
QB Preston Parsons (3rd QB)
LB Johnny Rutledge
CB Duane Starks

October 27 @ San Francisco 49ers

RB Damien Anderson
T Anthony Clement
LB Levar Fisher
DE Dennis Johnson
FB Joel Makovicka
WR Jason McAddley
QB Preston Parsons (3rd QB)
CB Duane Starks

November 3 St. Louis Rams

RB Damien Anderson
T Anthony Clement
CB Renaldo Hill
FB Joel Makovicka
QB Preston Parsons (3rd QB)
LB Johnny Rutledge
WR Jake Soliday
DT Barron Tanner

November 10 Seattle Seahawks

WR David Boston
DE Thomas Burke
T John Fina
C Mike Gruttdauria
DB Don Morgan
QB Preston Parsons (3rd QB)
WR Nathan Poole
LB Johnny Rutledge

November 17 @ Philadelphia Eagles

DE Thomas Burke
T John Fina
C Mike Gruttdauria
S Quentin Harris
DB Don Morgan
QB Preston Parsons (3rd QB)
WR Nathan Poole
LB Johnny Rutledge

November 24 Oakland Raiders

DE Thomas Burke
T John Fina
LB Rob Fredrickson
C Mike Gruttdauria
CB Renaldo Hill
RB Thomas Jones
QB Preston Parsons (3rd QB)
LB Johnny Rutledge

December 1 @ Kansas City Chiefs

DE Thomas Burke
T John Fina
LB Levar Fisher
LB Rob Fredrickson
C Mike Gruttdauria
QB Preston Parsons (3rd QB)
WR Jake Soliday
CB Duane Starks

December 8 Detroit Lions

T John Fina
LB Levar Fisher
LB Rob Fredrickson
C Mike Gruttdauria
QB Preston Parsons (3rd QB)
RB Travis Prentice
WR Frank Sanders
CB Duane Starks

December 15 @ St. Louis Rams

LB Trev Faulk
T John Fina
LB Levar Fisher
G Pete Kendall
QB Preston Parsons (3rd QB)
RB Travis Prentice
WR Frank Sanders
LB LeVar Woods

December 21 San Francisco 49ers

CB David Barrett
LB Trev Faulk
T John Fina
G Pete Kendall
QB Preston Parsons (3rd QB)
RB Travis Prentice
WR Frank Sanders
G Teag Whiting

December 29 @ Denver Broncos

TE Mike Banks
CB David Barrett
K Tim Duncan
DT Nate Dwyer
LB Trev Faulk
QB Preston Parsons (3rd QB)
RB Travis Prentice
SS Adrian Wilson



HISTORY

Franchise History

The Cardinals, founded in 1898 and a charter member of the National Football League, hold the distinction of being the oldest continuously run professional football franchise in the nation.

The Early Days

The team boasts a colorful history! Fans have known the club as the Arizona Cardinals, Phoenix Cardinals, St. Louis Cardinals, Chicago Cardinals, Racine Cardinals, the Normals, and the Morgan Athletic Club.

The franchise began as a neighborhood group that gathered to play football in a predominantly Irish area of Chicago's South Side, playing under the name Morgan Athletic Club. The team later was acquired by Chris O'Brien, a painting and decorating contractor, and soon its playing site changed to nearby Normal Field, prompting the new name Normals.

In 1901, the team gained longstanding identification when O'Brien, finding a bargain, bought

used jerseys from the nearby University of Chicago. The jerseys were faded maroon in color, prompting O'Brien to declare, "That's not maroon, it's Cardinal red!" The club's permanent nickname had been born!

The jersey color and the location of the field led to a new and obvious name, the Racine Cardinals.

In Chicago at the time, football competition was exclusively amateur, but opposition became increasingly hard to find, so in 1906, the team disbanded.

In 1913, O'Brien reorganized the Cardinals. By 1917 they were able to buy new uniforms and hire a coach, Marshall Smith. That year they lost only two games and were champions of the Chicago Football League.

The war in Europe and a flu epidemic in the United States forced the team to suspend operations once again in 1918. Following Armistice Day, O'Brien organized the Cardinals for a third time. From that day forward, the Cardinals have been a permanent part of the professional football landscape in America.

Growth

The Racine Cardinals, their popularity growing in the Chicago area, eventually became one of 11 charter members of the American Professional Football League, forerunner of the NFL, in 1920 for the \$100 franchise fee. Immediately after joining the league, O'Brien lured a great halfback, John "Paddy" Driscoll, to the Cardinals for \$3,000 a year, a sum considered outlandish at the time. But Driscoll was an authentic superstar, a superior runner, blocker, punter, and possibly the finest drop kicker in the history of football. He also coached the team from 1921-22.

One of Driscoll's young running backs was Ralph Horween, a former star at Harvard, who played under the assumed name of B. McMahon. A Cardinal from 1921-22, Horween scored two rushing touchdowns during his three-year career during the days of leather helmets without face masks, numberless sweater jerseys, and \$40 paychecks. Horween's claim to fame, however, would occur many years later. In 1996, the retired lawyer, who was born in Chicago on August 3, 1896, became the National Football League's first centenarian! He died in 1997.

In 1922, a team from Racine, Wisconsin joined the NFL, prompting the Cardinals to change their name to the Chicago Cardinals. The same year the Cardinals also moved into their new home in Comiskey Park that they would share with baseball's White Sox for 37 years.

Under new Head Coach Norman Barry, the



Cardinals outdistanced a field of 20 teams to win their first NFL championship in 1925 by virtue of the league's best record. (NFL post-season play began in 1933.).

A Chicago physician, Dr. David Jones, purchased the team in 1929. In his first year of ownership, he coaxed running back Ernie Nevers out of retirement to become player-coach. Still in his prime, the 26-year-old Nevers scored an NFL-record 40 points on six touchdowns and four extra points in an historic 40-6 victory over the crosstown Chicago Bears on Thanksgiving Day, 1929.

After guiding the Cardinals to a 16-14-3 composite record in three seasons, the legendary Nevers retired as both coach and player in 1932.

Modern Era

Nevers' departure also marked the arrival of a new club owner. Charles W. Bidwill, Sr., a vice president of the Bears, purchased the Cardinals for Jones' asking price of \$50,000. Bidwill divested himself of his Bears' holdings and a new era began.

However, the team sorely missed Nevers' magic on the field. The Cardinals endured difficult years in the 1930s and early '40s. World War II hit the team heavily. The Cardinals' top passer, receiver, and lineman—Johnny Clement, Billy Dewell, and Joe Kuharich, respectively—entered military service. In 1944 as a war-time emergency measure, the Cardinals combined with the Pittsburgh Steelers to play as one team. It was called Card-Pitt. Co-coached by the Cardinals' Phil Handler and the Steelers' Walt Kiesling, a former Cardinal guard, the team split its home games between Comiskey Park and Forbes Field in Pittsburgh, failing to win an outing in 10 tries.

Success finally returned following the war. In 1945, the arrival of University of Missouri quarterback Paul Christman trumpeted the team's conversion to the "T" formation. Fullback Pat Harder and halfback Elmer Angsman were added in 1946.

The 1947 Championship Season

In the resurrectional flush of post-World War II, the 1947 Cardinals stormed to the Western Division title and the NFL championship.

But the title season was bittersweet for the Cardinals' organization. In April, the death of Bidwill, the club's spearhead since taking over as owner in 1933 who helped shepherd the NFL through "The Great Depression," deprived the owner of witnessing the club's first NFL crown in 22 years.

But he still earned credit for fitting the final crucial piece into place to complete the Cardinals' famed "Million-Dollar Backfield." It was Bidwill's unprecedented signing of University of Georgia



Early owner Chris O'Brien organized the Cardinals for a third time following World War I. The team has been a permanent part of professional football since that time.

all-America running back Charley Trippi, for the then-unheard of sum of \$100,000, that finally put the Cardinals over the top, winning their only NFL championship via a title game.

To appreciate the accomplishment of the 1947 squad, perspective is necessary.

Just two seasons earlier in 1945, the Cardinals as a team were outscored for the entire season by Philadelphia's premier running back, Steve Van Buren, 110-98. But the following year, the third-winningest coach in Cardinals' history, the omni-talented Jimmy Conzelman, led Chicago out of the wilderness to a 6-5 mark, the club's first winning season since 1935.

Several key Cardinals were already in place for the championship run. In 1945, the organization drafted Christman, a talented passer from Missouri, before adding churning Wisconsin fullback Harder, Angsman of Notre Dame, and brilliant end/defensive back Mal Kutner from Texas in '46. Another great end, Bill Dewell, had returned

(Franchise History continued on page 264)

(Franchise History continued from page 263)

from military service for the '45 season. The staple of Conzelman's ensemble was a relic from the late '30s, versatile Marshall "Biggie" Goldberg, an intuitive defensive back who was the first real free safety in pro football and the "dean" of the "Million-Dollar Backfield." Also a running back, Goldberg, a two-time all-America at Pittsburgh, had enjoyed many productive days offensively, too, but they were mostly behind him when Conzelman began his second reign as the Cards' head man in '46.

Chicago started quickly in 1947 by winning its first three outings, a run that included a 31-7 trouncing of the hated crosstown rival Bears. In week four, the Cardinals headed to Los Angeles on a trip heavy with fate. They incurred their first loss of the season, 27-7 to the Rams, but lost something far more precious than a game.

Rookie punter Jeff Burkett suffered an appendicitis attack and missed the game as well as the team plane back to Chicago. He spent several days recuperating after an appendectomy before boarding a United Airlines DC-6 bound for home. He never made it. The plane crashed in Bryce Canyon, Utah, killing the young star who was the NFL's leading punter at the time of the tragedy with a 47.4-yard average.

Under the pall of the loss of Burkett, the Cardinals climbed to 7-3 but were in the throes of a two-game losing streak heading to Philadelphia on December 7 for a critical game against the Eagles. Trailing 7-3 at the half, Chicago exploded for six second-half touchdowns, including two by Trippi, and held the powerful Van Buren to just 44 yards rushing to grab a crucial 45-21 road win.

The victory deadlocked the Cards with the

Bears, who, ironically and poetically, stood as the only remaining obstacle between the Cardinals and their first Western Division crown. A showdown loomed for the regular-season finale the following Sunday at hostile Wrigley Field on Chicago's North Side.

If the '47 Cardinals' miracle season could be summarized in a single moment, the opening play of that division decider unquestionably would receive the vote. It was the creation of mastermind Conzelman, a pass play designed to give the Cardinals an advantage at the outset. In a best-case scenario, the stratagem would isolate Bears' left-side linebacker Mike Holovak one-on-one with Boris "Babe" Dimancheff, a blistering speedster who was Trippi's replacement. Conzelman eagerly looked forward to rehearsing the play all week before the big game, but nature did not cooperate. Dimancheff's wife was expecting, and he missed the entire week of practice to be at her side. He did not rejoin the team until the day before the game.

The biggest play of the season for the soon-to-be-champion Cardinals never had a single dry run.

Game day dawned!

The stunning game-opening play worked to perfection anyway. Dimancheff ran a flair pattern, turned outside the end, then raced down the center of the field. He outdistanced Holovak, caught Christman's perfect pass, and galloped into the end zone despite stumbling over the baseball pitcher's mound.

The Cardinals also intercepted four passes by legendary Bear quarterback Sid Luckman, converting two into touchdowns en route to a 30-21 win.

Victories over the Bears were especially sweet. A sore spot with the Cardinals was their inescapable status as Chicago's "other" team.

The Cardinals' famous "Million-Dollar Backfield" led the team to the 1947 NFL championship. From left, quarterback Paul Christman, fullback Pat Harder, running back Marshall Goldberg, and running back Charley Trippi.





The 1947 Cardinals won the NFL championship with a 10-3 overall record. They bettered the Philadelphia Eagles 28-21 at Chicago's Comiskey Park in the NFL's 15th title contest.

The Western Division crown now in hand, the Cardinals prepared to play host to the league championship game a fortnight later against Eastern Division powerhouse Philadelphia.

The NFL's 15th championship game opened with a surprise controversy and was studded with more big-play touchdowns on the ground than any NFL title game or Super Bowl since.

On December 28, 1947, a grim, frozen Comiskey Park gave little indication of the approaching heat of the day's upcoming war. Even the preliminaries generated sparks. Pre-kickoff controversy raged when it was discovered the Eagles, in attempts to get better gripping on the concrete-like playing surface, had sharpened and filed their cleats. A succession of penalties for the blatant rules infraction opened the game, infuriating Philadelphia Head Coach Earle "Greasy" Neale.

The Cardinals quietly had slipped into tennis shoes for the frigid affair.

The game was defined by Chicago's quick-openers, producing three devastating back-breaking long scoring runs from scrimmage—two 70-yarders by Angsman and a 44-yarder by Trippi.

In the third period, Trippi circled under a high Joe Muga punt, taking it on his own 25-yard line. Spectacularly side-stepping three Eagle pursuers, Trippi pranced 75 yards for a touchdown, getting hit three times along the way.

Angsman's thrilling fourth-quarter duplication of his second-period 70-yard touchdown strike enabled him to break the NFL championship game record for rushing yards with 159.

But Philadelphia fought evenly throughout with one-eyed quarterback Tommy Thompson setting two playoff records on 27-of-44 passing for 297 yards.

The Cardinals' 28-21 victory, however, wasn't secured until Goldberg's late-game interception.

New Direction

Violet Bidwill, with her husband's passing, assumed control of the franchise for the next 15 years, a span that included a second consecutive Western Division championship and appearance in the 1948 NFL championship game, a 7-0 loss at Philadelphia, and the transfer of the team from Chicago to St. Louis in 1960.

Upon Mrs. Bidwill's death in January of 1962, team control moved to sons Charles W. Bidwill, Jr. and William V. Bidwill. In 1972, the latter and his family gained sole ownership with William becoming managing general partner. On July 1, 1976, incorporation of the company was accomplished with Bidwill continuing as chief executive officer.

After 14 years in the city, the Cardinals brought their first division title to St. Louis in 1974. The Big Red captured the NFC Eastern Division flag under Head Coach Don Coryell and advanced to the playoffs with a 10-4 regular-season record.

The Cardinals lost to the Minnesota Vikings, 30-14, in their first playoff appearance since 1948.

Again in 1975, Coryell provided St. Louis a division crown but another playoff loss, this time to the Rams in Los Angeles, 35-23, ended the Cards' postseason dream in their first outing.

The Cardinals next appeared in the playoffs in 1982 when Head Coach Jim Hanifan's club lost a first-round game at Green Bay, 41-16. In 1984, an offensively explosive St. Louis team narrowly missed the playoffs—and the NFC Eastern Division title—with a 9-7 record. However, the Cardinals stumbled to a 5-11 mark in 1985, prompting Hanifan's dismissal and the hiring of long-time Dallas Cowboy assistant Gene Stallings as the team's new head coach.

(Franchise History continued on page 266)

Arizona

After 28 years in St. Louis, the Cardinals relocated to Arizona in the spring of 1988 and made Sun Devil Stadium on the campus of Arizona State University their temporary new home.

Their first season in the Valley of the Sun began optimistically when the team raced to a 7-4 record and a share of the NFC Eastern Division lead. But untimely injuries struck and a five-game losing streak ensued to finish the year, dashing hopes of the club's first postseason berth since 1982.

The Cardinals' new home provided club single-game (67,139 vs. Dallas in the Arizona inaugural game) and single-season (472,937) attendance records in the team's first autumn in Arizona.

Four coaching changes and a name change have altered the face of the Cardinals since their Arizona arrival. Following their first two seasons in the desert, long-time Washington assistant Joe Bugel arrived as head coach, a position he held for four seasons until Buddy Ryan was named head coach and general manager on February 3, 1994. Vince Tobin succeeded Ryan as head coach on February 7, 1996. Then on December 18, 2000, Dave McGinnis, the Cardinals' dynamic five-year defensive coordinator, was named the franchise's head coach.

On March 17, 1994, Bidwill announced his intention to change the name of the team to the Arizona Cardinals. The change was adopted unanimously by vote of NFL owners the following week.

All the Cardinals' franchise attendance records have been established since moving to the desert. The record-setting inaugural season attendance total was eclipsed in 1994 when 497,330 fans, or 62,166 per game, spun the Sun Devil Stadium turnstiles.

The top 10 single-game home crowds in franchise history have watched the Cardinals in Sun Devil Stadium, including the largest, a throng of 73,025 that saw the Cards face Dallas on September 19, 1993.

The 1995 season also marked another milestone when the Cardinals served as host team for Super Bowl XXX at Sun Devil Stadium on January 28, 1996.

The 1998 Arizona squad, one of the NFL's youngest

teams, ended the franchise's 15-year playoff drought and notched the Cardinals' first postseason victory since 1947 with a 20-7 victory over the Cowboys at Texas Stadium.

Pivotal 2000 Campaign

The 2000 season proved pivotal to the Cardinals' franchise.

An October coaching change promoted McGinnis to interim head coach, replacing Tobin after four and one-half seasons. Eight weeks later, McGinnis was named the franchise's permanent head coach.

Election Day, November 7, 2000, fell in between. Voters in Maricopa County passed Proposition 302, the Tourism and Sports Initiative, to help fund a new stadium for the Cardinals, Fiesta Bowl, and future Super Bowls, in addition to providing revenue for Cactus League spring training baseball, tourism, and youth recreation.

The 454,785 "yes" votes spelled a plurality of 33,123 votes (51.89 percent).

Heritage

The list of former Cardinals enshrined in the Pro Football Hall of Fame reached 14 in 1996 when former offensive lineman Dan Dierdorf joined the elite group. The University of Michigan product, currently a CBS-TV NFL color analyst, played every down of his illustrious 13-year (1971-83) career as a Cardinal.

The others are Charles Bidwill, Guy Chamberlin, Conzelman, Driscoll, Kiesling, Curly Lambeau, Dick "Night Train" Lane, Ollie Matson, Nevers, Jackie Smith, Jim Thorpe, Trippi, and Larry Wilson. ♣

The Illinois champion Cardinals of 1902.



Cardinal Legend Retires

NFL Hall of Famer Larry Wilson, 65, one of the greatest defensive backs in league history and "the last Chicago Cardinal" according to team President William V. Bidwill, retired May 30 following a 43-year NFL career.

A fixture with the Cardinals since 1960, Wilson's NFL career began with 13 seasons (1960-72) as a player and continued with a variety of administrative positions. "Number 8," as he fondly has been called on occasion by associates since his playing days, is one of only four players in franchise history to have his jersey retired.

"We decided to retire Larry's number two years before he retired," Bidwill reflects.

A 1978 first-ballot inductee into the Pro Football Hall of Fame with Lance Alworth, Alphonse "Tuffy" Leemans, Ray Nitschke, and Weeb Eubank, Wilson received another milestone honor in 1994 when he was named to the NFL's all-time team commemorating the league's 75th anniversary.

Wilson, who gained notoriety for his perfection of the safety blitz, reached legendary status as a hard-hitting six-time all-pro and eight-time Pro Bowl free safety, appearing in 169 NFL games — all as a Cardinal — from 1960-72.

"Larry Wilson personifies what made the NFL great," Bidwill lauds. "His competitiveness was his strength, and he had a feel for the game, a real nose for the ball. He was a leader as a player, and he's been a leader since."

Wilson's name remains referenced throughout the Cardinals' record book.

He still owns club records for career interceptions (52), career interception yardage (800), and single-game interception return yardage (115).

Wilson's 96-yard interception return for a touchdown against Cleveland on December 19, 1965 remains the longest in Cardinal history, and his 91-yard interception return for a touchdown the following year against Philadelphia is third on the same list. He led the Cardinals in interceptions six times and intercepted three passes in a single game twice.

He also held or shared the franchise record for career interception returns for touchdowns (five) until 1997 when cornerback Aeneas Williams tallied his sixth.

In 1966, Wilson enjoyed one of his finest sea-



Cardinal Hall of Famer Larry Wilson retired in May, 2003 to end his legendary 43-year NFL career.

sons with an NFL-leading 10 interceptions, including three in one game against the Chicago Bears on October 31, while tying a league record by intercepting a pass in seven consecutive games.

Wilson also held the Cardinal record for longest fumble return, an 88-yard jaunt for a touchdown at Green Bay on December 21, 1969, until 2000 when Williams broke it with an NFL record-tying 104-yard return. Wilson's 88-yarder was one of two career fumbles he returned for touchdowns and one of 12 career fumbles he recovered, the latter ranking fifth in Card annals.


When pressed to choose the most memorable moment from Wilson's career, Bidwill responds, "That's easy. Who can forget the day he intercepted a pass, and almost

scored, with casts on both hands? That was and is Larry Wilson!"

Wilson started his climb up the team's organizational ladder as director of professional scouting (1973-76) and director of professional personnel (1977-88). He also guided the team as interim head coach for the final three games of the 1979 season, earning credit for victories over the San Francisco 49ers and New York Giants.

During the Cardinals' inaugural season in Phoenix in 1988, Wilson was appointed vice president and general manager to guide the franchise's football fortunes as it entered a new era in Arizona, a position he held through the 1993 season. During that span, Wilson hired a new head coach (Joe Bugel) and director of college scouting (Bob Ackles), played an active part in planning the Cardinals' state-of-the-art training facility, took a prominent role in the team's draft strategy, and implemented an aggressive approach to free agency. Most recently as a team vice president, his duties included responsibility for Cardinal Charities, special events, team travel, and training camp at Northern Arizona University in Flagstaff, Arizona.

Born March 24, 1938 in Rigby, Idaho, Wilson was a running back at the University of Utah and selected by the Cardinals in the seventh round of the 1960 NFL Draft. Wilson converted to the defensive backfield due to injuries.

Wilson and his wife, Nancy, will continue to reside in Scottsdale, Arizona. 

Jim Bakken 25 Years Later

Jim Bakken stood alongside his holder, Roger Wehrli, and waited. And waited. The rafters still reverberated from the thunder of the crowd that had rocked the Cardinals' house only a moment before.

Six officials huddled. For three long minutes, suspense hung in the chilly early-evening air. The throng grew restless, eager to unleash a second explosion of sound.

For Bakken, this should be a seemingly simple conversion kick after a touchdown. But after what had just happened, it would be no ordinary point-after-touchdown attempt.

It was November 16, 1975. St. Louis Cardinal wide receiver Mel Gray had just made the infamous "Phantom Catch," a six-yard touchdown reception intertwined with Washington Redskins cornerback Pat Fischer, both paired like two vines on a fence post.

Trailing by seven points with 20 seconds remaining, Cardinals' quarterback Jim Hart had angled a slant-in pass into the end zone. Fischer, Gray, and the ball became indistinguishable. It was caught, but it clearly had come loose. Had it been in Gray's possession long enough to count for a scoring reception? After what seemed like eons, referee Fred Silva finally broke from the conference of huddled zebras and jutted both arms high overhead: Touchdown Cardinals!

A deafening roar erupted like an earthquake. "Everybody reacted like the game was tied," says Bakken, now 63, "but we still had to kick the extra point to get into overtime."

The rock-solid St. Louis kicker hammered it through, and pro football history had another jewel in the making. The two teams had entered the game tied for first place in the National Conference's Eastern Division. Gray's "Phantom Catch" now lives in Cardinals' lore and the film of it probably was carted into the next life by livid Redskins' head coach George Allen, who screamed bloody thievery when the end-zone call went against Washington.

"George Allen and (St. Louis Head Coach)



Two Cardinal legends: Kicker Jim Bakken (25) and holder Larry Wilson, an NFL Hall of Famer.

Don Coryell had quite a rivalry going," recalls Bakken, the Cardinals' runaway career scoring leader. "Redskin week was special. That particular game came down to the end. We were at home and it would've taken quite a bit of courage on the part of the officials to overrule the initial call for the touchdown. There wasn't replay then, so as I prepared myself, I just said, 'This touchdown is going to stand, they aren't going to take it away.'

"There was a lot of pressure on that kick when you think about it. If I had missed it, there would've been no overtime. I never took extra

points for granted. You can't go out there and hohum it. There's still the same amount of concentration, no matter what. It was definitely a part of the equation, the equation being winning the game. It was first things first; make the extra point and go from there."

Bakken converted, one of 534 points-after-touchdown he booted during his illustrious career. The two rivals headed to overtime in the pivotal game.

Seven minutes into the extra period, the Cardinals' strong-legged booter nailed a 37-yard field goal, giving the Cardinals a 20-17 win and fanning the flames of their heated rivalry with the Redskins.

Moreover, Coryell didn't have to second-guess himself. In the second game that season at Dallas, the St. Louis mentor had passed on a 25-yard Bakken field goal, opting instead for a fourth-down pass that was intercepted, leading to the Cowboys' winning touchdown.

"I trust his foot better than my judgment," said Coryell about Bakken after the overtime thriller against Washington in blatant reference to his earlier miscall in Dallas.

This year celebrates the 25th anniversary of the last of Bakken's 17 record-breaking seasons with the Cardinals. He set 18 club marks; 11 still stand. There would be few occasions for any of the five St. Louis head coaches during Bakken's tenure to doubt the utilization of his talented toe in game-deciding situations like Coryell's gaffe in

that Cowboys' game of '75.

"Jim was the most consistent kicker I've ever seen, and he still could've played when he retired," noted Wehrli, a seven-time Pro Bowl defensive back for the Cardinals and Bakken's holder for six seasons.

Bakken's booting expertise began a run of points in 1963, his second season with the Cardinals, that would total 1,380 by the completion of his career in 1978.

"Of the people I've seen over the years, 'Bags' is one of those guys who should be considered for the Hall of Fame because of his consistency and the number of years he competed," recalls legendary Cardinal safety Larry Wilson, who held for Bakken for 11 seasons. "Holding for him wasn't tough because you didn't have to have everything perfect for him. He could kick it no matter where you put it down. He was just a tremendous athlete, consistent and very productive. As a person, he was top notch. Some kickers around the league have reputations as flakes or being a brick short, but 'Bags' was very down-to-earth, just a great person."

Bakken's monumental moments were so numerous they could not possibly all be recounted, but like every athlete, he has his favorites.

"In my early years," reminisces Bakken, "I played against some of the people who I looked up to in the league. Lou Groza was one of those. In the second game of the 1964 season, the Cardinals and the Browns played to a 33-33 tie at Cleveland, and Groza and I each kicked four field goals. What a highlight."

Bakken lists the aforementioned 1975 game with Washington, the overtime thriller that starred Gray's stirring catch, as a timeless memory.

"That's one that sticks out," he admits, "and another one was against the Rams on the road in the (Los Angeles) Coliseum (Nov. 14, 1976) after a big, big comeback by the Cardinals. There were just four seconds to go in the game. Jim Hart drove the team down to what he thought was good position to try the field goal and just let the clock run down. Everybody knew what was coming. As I stood on the sideline, I remember one of our rookie offensive linemen coming up and saying, 'Boy, I'm sure glad I don't have to kick this field goal.' Then, as I got out onto the field, the

Rams called timeout. Jack Youngblood, their defensive end and a future Hall of Famer, was a big guy who had kind of a high, squeaky voice. You could hear it over the crowd. He was hollering at me, 'Not this time, Jimmy. Not this time, Jimmy boy!' One of our offensive linemen stood in front of him and tried to block out the sound."

Bakken again came through. His third field goal, a game-winning 25-yarder, gave St. Louis a come-from-behind 30-28 win.

"We walked off the field to a rather stunned L.A. crowd in excess of 80,000," he notes. "The Rams had been well ahead, but then the [Terry] Metcalf, Gray, [Jackie] Smith, Hart combination brought us back."

Bakken's high productivity was no accident. Hours of attending to every minute detail in practice made game days almost automatic for the four-time Pro Bowler.

"I would try to convince myself as I prepared that if I did all the things during the week to help make myself successful, I wouldn't have any regrets if the game or the situation didn't work out on the weekend," explains Bakken. "Whether it was doing the running or the stretching or the repetitions or the weight-lifting, whatever it was, if I did those things I wouldn't have to look back and say, 'Gee, if I'd just worked a little harder on Tuesday on that particular part of my training, maybe I would've been successful.'"

Bakken, the holder of the twice-equalled NFL record for most single-game field goals (seven at Pittsburgh, Sept. 24, 1967), endeared himself to teammates with his work ethic, becoming involved in all aspects of practice, unlike most kickers.

"He was out there every day, running patterns for the scout team," remembers Wehrli. "He was not the type to stay on the side and practice his kicking while everyone else was practicing. He was an integral part of the team."

Wilson concurs, "He was involved in everything. In practice, he played quarterback, wide receiver, defensive back. He did it all. He was not a typical kicker. These guys today go off and do their own thing." The just-retired former Cardinal vice president and general manager adds with a wink, "Matter of fact, at our new facility, we built a putting

Jim Bakken, the Cardinals' runaway career scoring leader.



(Jim Bakken 25 Years Later
continued on page 270)

(Jim Bakken 25 Years Later continued from page 269)

green so the kickers would have something to do.”

Bakken returns the sentiments to Wilson and Wehrli, saying, “I thought defensive backs were the best holders. For one thing, they weren’t afraid to pick up the ball if there was a bad snap.”

Wilson counters, “With Jim, you lateraled it back to him and got the hell out of the way!”

Many accolades have come Bakken’s way, including selection as the NFL’s kicker of the decade for the 1960s as published in *75 Seasons*, the league’s diamond anniversary celebration, in 1994. Additionally, he is enshrined in the Madison (Wis.) Sports Hall of Fame, the University of Wisconsin Athletic Hall of Fame, and the state High School Coaches’ Hall of Fame. A former two-time all-Big Ten punter for the Wisconsin Badgers, Bakken is a multi-dimensional athlete.

“He went to the nationals for years in handball doubles (Wisconsin state masters handball doubles champion, 1991-97) and is a near scratch

golfer (one-three handicap),” adds Wehrli, “just a great all-round athlete. He was a real positive influence on the Cardinals’ team.”

After his playing days, Bakken served as St. Louis University athletic director from 1984-88. After a move to Wisconsin in 1989, he joined the University of Wisconsin athletic department in 1990, working 13 years as associate athletic director for special events.

Today, Bakken enjoys spending more time with his wife, now retired from the Madison public school system, and his grandchildren, who reside in St. Louis and Cleveland. Looking back over an accomplished career that saw him put almost three times as many points on the scoreboard as any other Cardinal in history, Bakken says with a smile, “One thing’s for sure. We are a heckuva lot better players now than we were then.” **L**

Author and sports historian Alan Ross has been writing for Arizona Cardinals’ publications for seven years. He can be reached at alanross_sports@yahoo.com.

The star-studded 1976 Cardinals sent kicker Jim Bakken and six of his teammates to the Pro Bowl. Front row from left: Guard Conrad Dobler, Bakken, center Tom Banks, and quarterback Jim Hart. Standing from left: Tackle Dan Dierdorf, wide receiver Mel Gray, and cornerback Roger Wehrli.



All-Time Alphabetical Roster

A

Acker, Bill (DT), Texas	1980-81
Adams, Henry (C), Pittsburgh	1939
Adams, Michael (CB), Arkansas State	1989
Agee, Sam (B), Vanderbilt	1938-39
Ahrens, Dave (LB), Wisconsin	1981-84
Albert, Sergio (K), U.S. International	1974
Albrecht, Art (T), Wisconsin	1943
Aldrich, Ki (C), Texas Christian	1939-40, '43
Aldridge, Melvin (S), Murray State	1995
Alexander, Brent (DB), Tennessee State	1994-97
Alford, Mike (C), Auburn	1965
Allen, Carl (DB), Southern Mississippi	1977-82
Allen, Ed (E), Creighton	1928
Allen, Jeff (DB), Iowa State	1971
Allerman, Kurt (LB), Penn State	1977-80, '82-84
Allison, Henry (T), San Diego State	1975-77
Alton, Joe (T), Oklahoma	1942, '44
Alvord, Steve (DT), Washington	1987-88
Anderson, Charley (E), Louisiana Tech	1956
Anderson, Cliff (E), Indiana	1952-53
Anderson, Damien (RB), Northwestern	2002-
Anderson, Donny (RB), Texas Tech	1972-74
Anderson, Ed (E), Notre Dame	1922-25
Anderson, Otis (RB), Miami (Fla.)	1979-86
Anderson, Ronnie (WR), Allegheny College (Pa.)	1998
Anderson, Stevie (WR), Grambling State	1995-96
Anderson, Tazwell (E), Georgia Tech	1961-64
Anderson, Warren (WR), West Virginia State	1978
Andros, Plato (G), Oklahoma	1947-50
Angle, Bob (B), Iowa State	1950
Angsman, Elmer (B), Notre Dame	1946-52
Apolskis, Ray (T), Marquette	1941-42, '45-50
Arapostathis, Evan (P/K), Eastern Illinois	1986
Arms, Lloyd (G), Oklahoma A&M	1946-48
Arneson, Mark (LB), Arizona	1972-80
Arterburn, Elmer (B), Texas Tech	1954
Ashton, Josh (RB), Tulsa	1975
Atkins, Robert (DB), Grambling	1968-69
Atkinson, Jess (K), Maryland	1985
Auer, Howard (T), Michigan	1933
Audick, Dan (G), Hawaii	1977, '83
Austin, Kent (QB), Mississippi	1986
Awalt, Robert (TE), San Diego State	1987-89

B

Babartsky, Al (T), Fordham	1938-39, '41-42
Badaczewski, John (G), Western Reserve	1948
Bagdon, Ed (G), Michigan State	1950-51
Bailey, Claron "Monk" (DB), Utah	1964-65
Bailey, Johnny (RB/KR), Texas A&I	1992-93
Baker, Al (DE), Colorado State	1983-86
Baker, Charles (LB), New Mexico	1980-87
Baker, Conway (T), Centenary	1936-43, '45
Baker, Mel (WR), Texas Southern	1976
Baker, Roy (B), Southern California	1929-30
Baker, Tony (RB), East Carolina	1989
Bakken, Jim (K), Wisconsin	1962-78
Balas, Frank (B), Iowa	1941, '45
Banks, Tom (C), Auburn	1971-80

Banks, Mike (TE), Iowa State	2002-
Bankston, Michael (DL), Sam Houston State	1992-97
Banonis, Vince (C), Detroit	1942, '46-50
Barber, Mike (WR), Marshall	1989
Barefield, John (LB), Texas A&I	1978-80
Barnes, Lawrence (RB), Tennessee State	1978
Barnes, Mike (DB), Texas-Arlington	1967-68
Barnes, Pete (LB), Southern	1973-75
Barni, Roy (B), San Francisco	1952-53
Barrett, David (CB), Arkansas	2000-
Barrie, Sebastian (DT), Liberty	1994
Barry, Norm (B), Notre Dame	1921
Barry, Paul (B), Tulsa	1954
Bates, Mario (RB), Arizona State	1998-99
Bates, Theodore (LB), Oregon State	1960-62
Baty, Greg (TE), Stanford	1988
Bausch, Jim (B), Kansas	1933
Bavaro, David (LB), Syracuse	1990
Baxley, Rob (T), Iowa	1992-93
Bayless, Martin (DB), Bowling Green	1984
Baynham, Craig (RB), Georgia Tech	1972
Beach, Pat (TE), Washington	1993
Beal, Norm (DB), Missouri	1962
Beathard, Pete (QB), Southern California	1970-71
Beatty, Chuck (DB), North Texas State	1972
Beauchamp, Al (LB), Southern	1976
Beckman, Tom (DE), Michigan	1972
Bedford, Vance (CB), Texas	1982
Beinor, Ed (E), Notre Dame	1940-41
Belden, Charles (B), None	1929-31
Bell, Anthony (LB), Michigan State	1986-90
Bell, Bob (DE), Cincinnati	1974-78
Bell, Gordon (RB), Michigan	1978-79
Bell, Marcus (DT), Memphis	2001-
Bell, Mark (WR), Colorado State	1981
Bellon, Willie (RB), Maryland State	1973-74
Bennett, Charles (B), None	1933
Bennett, Tommy (S), UCLA	1996-2000
Bergerson, Gil (T), Oregon State	1933
Bergold, Scott (DT), Wisconsin	1985-86
Bernardi, Frank (B), Colorado	1955-57
Berquist, Jay (G), Nebraska	1927
Berry, Gil (B), Illinois	1935
Bertagnoli, Libero (G), Washington (Mo.)	1942, '45
Bessilleu, Don (S), Georgia Tech	1982
Beuerlein, Steve (QB), Notre Dame	1993-94
Bienermann, Tom (E), Drake	1951-56
Bilbo, Jon (T), Mississippi	1938-39
Bird, Steve (WR), Eastern Kentucky	1983-84
Birdsong, Carl (P), Southwestern Oklahoma State	1981-85
Birlem, Keith (B), San Jose State	1939
Black, Tim (LB), Baylor	1977
Blackburn, Bill (C), Rice	1946-50
Blackwell, Hal (B), South Carolina	1945
Blair, Stanley (CB), Southeastern Oklahoma State	1990
Blanchard, Cary (K), Oklahoma State	2000-01
Blazine, Tony (T), Illinois Wesleyan	1935-40
Bliss, Homer (G), Washington & Jefferson	1928

(All-Time Alphabetical Roster continued on page 272)

Brunt, Eric (RB/KR), North Carolina.....	1992-93
Burmenthal, Morris (B), Northwestern.....	1925
Blumer, Herb (E), Missouri.....	1925-30, '33
Bock, Wayne (T), Illinois.....	1957
Bogue, George (B), Stanford.....	1930
Bohlmann, Frank (G), Marquette.....	1942
Bohm, Ron (DT), Illinois.....	1987
Bojovic, Novo (K), Central Michigan.....	1985
Bollinger, Brian (G), North Carolina.....	1994
Bonelli, Ernie (B), Pittsburgh.....	1945
Bonner, Sherdrick (QB), California State-Northridge.....	1999
Booth, Clarence (T), Southern Methodist.....	1943
Booty, John (DB), Texas Christian.....	1993
Borum, Jarvis (T), North Carolina State.....	2001-02
Boso, Cap (TE), Illinois.....	1986
Bostic, Joe (T), Clemson.....	1979-89
Boston, David (WR), Ohio State.....	1999-02
Boule, Kevin (RB), Mississippi State.....	1997
Bova, Tony (E), St. Francis.....	1944
Bowers, Andy (DE), Utah.....	2001-02
Boyetto, Garland (LB), Grambling State.....	1962-63
Boyd, Bill (B), Westminster (Mo.).....	1930-31
Boydston, Max (E), Oklahoma.....	1955-58
Braden, Dave (G), Marquette.....	1945
Bradford, Ronnie (CB), Colorado.....	1996
Bradley, Bill (DB), Texas.....	1977
Bradley, Dave (G), Penn State.....	1972
Bradley, Hal (E), Elon.....	1938-39
Bradley, Hal (G), Iowa.....	1928
Bradley, Melvin (LB), Arkansas.....	1999
Braham, Rich (G/T), West Virginia.....	1994
Brahane, Tom (C), Oklahoma.....	1973-81
Braidwood, Charles (E), Tennessee-Chattanooga.....	1932
Braxton, David (LB), Wake Forest.....	1990-93
Bredde, Bill (B), Oklahoma A&M.....	1954
Brennan, Mike (G), Notre Dame.....	1991
Brennan, Willis (T), None.....	1920-27
Brett, Ed (E), Washington State.....	1936
Brettschneider, Carl (LB), Iowa State.....	1956-59
Brim, Michael (CB), Virginia Union.....	1988
Britton, Earl (B), Illinois.....	1929
Brock, Fred (WR), Southern Mississippi.....	1996-98
Brooks, Carlos (DB), Bowling Green.....	1995
Brooks, Ethan (T), Williams (Mass.).....	2000
Brooks, Jonathan (LB), Clemson.....	1980
Brooks, Leo (DE), Texas.....	1973-76
Brosky, Al (B), Illinois.....	1954
Brown, Chadrick (DE), Mississippi.....	1993-95
Brown, Chuck (C/G), Houston.....	1979-80
Brown, Dave (QB), Duke.....	1998-2001
Brown, Derek (TE), Notre Dame.....	1999-00
Brown, Hardy (LB), Tulsa.....	1956
Brown, Ivory Lee (RB), Arkansas-Pine Bluff.....	1991-92
Brown, J.B. (DB), Maryland.....	1998
Brown, Lance (DB), Indiana.....	1995-96
Brown, Lomas (T), Florida.....	1996-98
Brown, Ray (T), Arkansas State.....	1986-88
Brown, Robert (TE), Alcorn A&M.....	1969-70
Brown, Rod (FB), North Carolina State.....	1997-98
Brown, Ron (WR) Colorado.....	1987
Brown, Rush (DT), Ball State.....	1980-83
Brown, Terry (DB), Oklahoma State.....	1969-70
Brown, Theotis (RB), UCLA.....	1979-81
Brubaker, Dick (E), Ohio State.....	1955, '57
Bruckner, Les (B), Michigan State.....	1945

Brumm, Don (DE), Purdue.....	1963-69, '72
Brunner, Scott (QB), Delaware.....	1985
Bryan, Jon (B), Chicago.....	1922
Bryant, Charlie (RB), Allen (S.C.).....	1966-67
Bryant, Chuck (E), Ohio State.....	1962
Bryant, Wendell (DT), Wisconsin.....	2002-
Buck, Mike (QB), Maine.....	1995
Buckeye, Garland (T), None.....	1920-24
Bucklin, Tom (B), Idaho.....	1927
Buczkowski, Bob (DT), Pittsburgh.....	1989
Bukant, Joe (B), Washington (Mo.).....	1942-43
Bulger, Chet (T), Auburn.....	1942-43, '45-49
Burch, John (RB), Tennessee-Martin.....	1989
Burke, Anthony (DT), Minnesota.....	1987
Burke, Thomas (DE), Wisconsin.....	1999-02
Burkett, Jeff (E), Louisiana State.....	1947
Burl, Alex (B), Colorado A&M.....	1956
Burnett, Ray (B), None.....	1938
Burnett, Victor (DE), Fresno State.....	1987
Burns, Leon (RB), California State-Long Beach.....	1972
Burnstein, Brent (DT), Arizona State.....	1997
Burson, Jim (DB), Auburn.....	1963-67
Burton, Ron (LB), North Carolina.....	1989
Bush, Steve (TE), Arizona State.....	2001-
Busler, Ray (T), Marquette.....	1940-41, '45
Busse, Ellis (B), Chicago.....	1929
Butler, Jim (RB), Edward Waters (Fla.).....	1972
Butler, John (B), Tennessee.....	1944
Butler, Kevin (K), Georgia.....	1996-97
Butts, Ed (B), Chico State.....	1929
Butz, Dave (DE), Purdue.....	1973-74
C	
Cahill, Ron (B), Holy Cross.....	1943
Cain, Jim (E), Alabama.....	1949
Cain, J.V. (WR/TE), Colorado.....	1974-77
Caldwell, Mike (LB), Middle Tennessee State.....	1997
Camarillo, Rich (P), Washington.....	1989-93
Campana, Al (B), Youngstown State.....	1953
Campbell, Bill (G), Oklahoma.....	1945-49
Campbell, Mark (DT), Florida.....	1997
Cantor, Leo (B), UCLA.....	1945
Carey, Joe (G), None.....	1920
Carlson, Hal (G), DePaul.....	1937
Carpenter, Chad (WR), Washington State.....	1997-99
Carpenter, Steve (DB), Western Illinois.....	1981
Carr, Jim (B), Morris Harvey.....	1955, '57
Carr, Lydell (FB), Oklahoma.....	1989
Carrell, Duane (P), Florida State.....	1977
Carler, Carl (CB), Texas Tech.....	1986-89
Carter, Joe (E), Southern Methodist.....	1945
Carler, Pat (TE), Florida State.....	1996-97
Carler, Ross (G), Oregon.....	1936-39
Carler, Willie (B), Tennessee State.....	1953
Case, Stoney (QB), New Mexico.....	1995-98
Cater, Greg (P), Tennessee-Chattanooga.....	1986-87
Caywood, Les (G), St. John's (N.Y.).....	1931
Cecil, Chuck (FS), Arizona.....	1993
Centers, Larry (RB), Stephen F. Austin.....	1990-98
Chamberlin, Guy (C), Nebraska.....	1927
Chandler, Al (TE), Oklahoma.....	1978-79
Chandler, Chris (QB), Washington.....	1991-93
Chapman, Dick (DT), Missouri.....	1990
Chapman, Len (B), Illinois.....	1921
Chappell, Leon (G), None.....	1920-21
Chavous, Corey (DB), Vanderbilt.....	1998-2001

Cheatham, Lloyd (QB), Auburn	1942
Cherry, Ed (B), Hardin-Simmons	1938-39
Chickillo, Nick (G), Miami (Fla.)	1953
Childs, Joe (RB), Auburn	1960, '62-65
Childs, Jim (WR), California Poly-San Luis Obispo	1978-80
Chilton, Gene (C), Texas	1986-87
Chisick, Andy (C), Villanova	1940-41
Christenson, Marty (B), Minnesota	1940
Christman, Paul (QB), Missouri	1945-49
Christopherson, Ryan (FB), Wyoming	1996
Ciccone, Ben (C), Duquesne	1942
Clancy, Sean (LB), Amherst	1979-80
Clark, Beryl (B), Oklahoma	1940
Clark, Bill (G), None	1920
Clark, Charles (G), Harvard	1924
Clark, Ernie (LB), Michigan State	1968
Clark, Gary (WR), James Madison	1993-94
Clark, Jessie (RB), Arkansas	1968-89
Clark, Jon (T), Temple	1998-00
Clark, Randy (C), Northern Illinois	1980-86
Claib, Bob (DE), Notre Dame	1986-90
Clatt, Corwin (B), Notre Dame	1948-49
Claypool, Ralph (C), Purdue	1925-26, '28
Clayton, Ralph (WR), Michigan	1981
Clement, Anthony (T), Southwestern Louisiana	1998-
Clement, John (B), Southern Methodist	1941
Cobb, Tom (T), Arkansas	1931
Cobbins, Lyron (LB), Notre Dame	1997
Cochran, John (B), Wake Forest	1947-50
Coder, Ron (G), Penn State	1980-81
Cody, Mac (WR), Memphis	1999-00
Coffee, Jim (B), Louisiana State	1937-38
Colbert, Rondy (DB), Lamar	1977
Coleman, Ben (T/G), Wake Forest	1993-95
Coleman, Sidney (LB), Southern Mississippi	1991
Colhouer, Jake (G), Oklahoma A&M	1946-48
Collier, Tim (CB), East Texas State	1980-81
Collins, George (C), Georgia	1978-82
Collins, Paul (B), Missouri	1945
Combs, Chris (TE), New Mexico	1980-81
Compton, Ogden (QB), Hardin-Simmons	1955
Conley, Steve (LB), Kansas	1972
Conoly, Bill (G), Texas	1946
Conrad, Bobby Joe (FL), Texas A&M	1960-68
Cook, Dave (B), Illinois	1934-36
Cook, Edward (G-T), Notre Dame	1960-65
Cook, Michael (T), Boston College	2001
Coomer, Joe (T), Stephen F. Austin	1947-49
Coppage, Al (E), Oklahoma	1940-42
Cosner, Don (B), Montana State	1939
Colton, Barney (G), Nebraska	1980-82
Cousins, Jomo (DE), Florida A&M	1998
Cowan, Larry (RB), Jackson State	1987
Cowhig, Jerry (B), Notre Dame	1950
Crangle, John (B), Illinois	1923
Crass, Bill (B), Louisiana State	1937
Creighton, Milan (E), Arkansas	1931-37
Crenshaw, Willis (FB), Kansas State	1964-69
Criswell, Kirby (DE), Kansas	1980-81
Crittendon, John (E), Wayne State	1954
Cross, Bill (B), West Texas State	1951-53
Cross, Bob (T), Stephen F. Austin	1958-59
Crow, John David (RB), Texas A&M	1958-64
Crow, Lindon (DB), Southern California	1955-57
Crowder, Earl (B), Oklahoma	1939
Crum, Bob (DE), Arizona	1974
Crum, Dwayne (DB), Fresno State	1973-76
Cuff, Ward (B), Marquette	1946
Culpepper, Edward (G), Alabama	1958-60
Cunningham, Ed (C), Washington	1992-95
Cunningham, Eric (G), Penn State	1980
Cunningham, Rick (T), Texas A&M	1992-94
Cuzzo, Gary (QB), Virginia	1972
Cuppoletti, Bree (G), Oregon	1934-38
Curcillo, Tony (B), Ohio State	1953
Curran, Harry (B), Boston College	1920-21
Currie, Herschel (DB), Oregon State	1994
Curran, Don (E), Boston College	1943
Curtis, Travis (FS), West Virginia	1987-88
Curzon, Harry (B), None	1928

D

Daanen, Jerry (WR), Miami (Fla.)	1968-70
Daddio, Bill (E), Pittsburgh	1941-42
Dafney, Bernard (G), Tennessee	1995
Dahms, Tom (T), San Diego State	1956
Daniels, Jerome (G), Northeastern	1997-99
Darby, Matt (S), UCLA	1996-97
Dardar, Ramsey (DT), Louisiana State	1983-84
David-Garrido, Norberto (T), Southern California	2000
Davidson, Joe (G), Colgate	1928
Davis, Bill (T), Texas Tech	1940-41
Davis, Billy (DB), Clemson	1984
Davis, Cedric (CB), Tennessee State	1995
Davis, Charlie (DT), Texas Christian	1975-79
Davis, Dexter (DB), Clemson	1991-93
Davis, Greg (K), Citadel	1991-96
Davis, Jerry (B), Southeast Louisiana	1948-51
Davis, Leonard (G), Texas	2001-
Davis, Paul (LB), North Carolina	1983
Davis, Ray "Hermit" (E), Birmingham-Southern	1935
Davis, Reuben (DE), North Carolina	1992-93
Davis, Ron (DE), Virginia State	1973
Davis, Russell (DT), North Carolina	2000-
Davis, Wayne (LB), Alabama	1987-88
Dawson, Doug (G), Texas	1984-86
Dawson, Mike (DT), Arizona	1976-82
Day, Thomas (G), North Carolina A&T	1960
DeCorrevant, Bill (B), Northwestern	1947-48
DeGraffenreid, Allan (OL), Vanderbilt	1997-98
Delevan, Burt (T), Pacific	1955-56
Del Greco, Al (K), Auburn	1987-90
DeMarco, Bob (G/C), Dayton	1961-69
DesJardien, Paul (G), Chicago	1920
Deskin, Versil (E), Drake	1935-39
DeStefano, Fred (B), Northwestern	1924-25
Detwiler, Chuck (S), Utah State	1973
Devlin, Mike (C), Iowa	1996-99
Dewell, Bill (E), Southern Methodist	1940-41, 45-49
Dexter, James (T), South Carolina	1996-99
DiBernardo, Rick (LB), Notre Dame	1986
Dickson, Paul (DT), Baylor	1971
Diehl, Charles (G), Idaho	1930-31
Dierdorf, Dan (G/T), Michigan	1971-83
Dill, Scott (T), Memphis State	1988-89
Dimancheff, Babe (B), Purdue	1947-50
Dishman, Chris (G), Nebraska	1997-
Dittrich, John (G), Wisconsin	1956
Dobler, Conrad (G), Wyoming	1972-77

(All-Time Alphabetical Roster continued on page 274)

(All-Time Alphabetical Roster continued from page 273)

Donckers, Bill (OB), San Diego State	1976-77
Doolan, John (B), Georgetown	1947-48
Dorris, Andy (DE), New Mexico State	1973
Douds, Forrest (T), Washington & Jefferson	1932
Dougherty, Phil (C), Santa Clara	1938
Dove, Bob (E), Notre Dame	1948-53
Dowdell, Marcus (WR), Tennessee State	1995-96
Dowell, Gwyn (B), Texas Tech	1935-36
Dowling, Pat (E), DePaul	1929
Downs, Michael (FS), Rice	1989
Doyle, Ted (E), Nebraska	1944
Drake, Kevin (WR), Alabama-Birmingham	1998
Drake, Jerry (DT), Hastings (Neb.)	1995-00
Driscoll, John "Paddy" (B), Northwestern	1920-25
Driskill, Joseph (DB), Northeast Louisiana	1960-61
Druis, Al (B), Temple	1945-46
Duda, Mark (DT), Maryland	1983-87
Duerson, Dave (DB), Notre Dame	1991-93
Dugan, Len (C), Wichita	1937-39
Duggan, Gil (T), Oklahoma	1942-43, '45
Duggins, George (E), Purdue	1934
Dukes, Jamie (C), Florida State	1995
Dulin, Gary (DE), Ohio State	1986-87
Dunbar, Karl (DE), Louisiana State	1994-95
Duncan, Clyde (WR), Tennessee	1984-85
Duncan, Tim (K), Oklahoma	2002-
Duncum, Bobby (T), West Texas State	1968
Dunn, Joe (B), Marquette	1925-26
Dunstan, Elwyn (T), Portland	1938-39
Duren, Clarence (S), California	1973-76
Durko, John (E), Albright	1945
Dwyer, Nate (DT), Kansas	2002-
Dye, Ernest (G), South Carolina	1993-96

E

Eason, Nijrell (DB), Arizona State	2002-
Eaton, Tracey (S), Portland State	1990
Eblis, Ray (E), Notre Dame	1942
Echols, Fate (T), Northwestern	1962-63
Eckl, Bob (T), Wisconsin	1945
Edwards, Anthony (WR), New Mexico Highlands	1991-98
Edwards, Cid (RB), Tennessee State	1968-71
Egan, Dick (E), Wilmington	1920-23
Eggers, Doug (LB), South Dakota State	1958
Eikenberg, Charles (OB), Rice	1948
Eliopoulos, Jim (LB), Wyoming	1983
Elkins, Fair (B), Marshall	1939
Ellis, Walt (T), Detroit	1926-27
Ellstrom, Marv (B), Oklahoma	1936
Elzey, Charles (C), Southern Mississippi	1960-61
Elwell, Jack (E), Purdue	1962
Emerson, Vernon (T), Minnesota-Duluth	1963-71
Engelbrechtsen, Paul (G), Northwestern	1933
England, Eric (DE), Texas A&M	1994-96
Enrich, Steve (G), Marquette	1945
Erickson, Hal (B), Washington & Jefferson	1925-28
Erickson, Mickey (C), Northwestern	1930-31
Eslason, Boomer (QB), Maryland	1996
Esser, Clarence (E), Wisconsin	1947
Etcheverry, Sam (QB), Denver	1961-62
Evans, Dick (E), Iowa	1940-43
Evans, Earl (T), Harvard	1925
Evans, Scott (DL), Oklahoma	1991

F

Failing, Fred (G), Central Junior College (Kan.)	1930
Fain, Richard (DB), Florida	1991
Fanucci, Ledio (T), Fresno State	1954
Fann, Chad (TE), Florida A&M	1993-95
Farmer, Ted (RB), Oregon	1978
Farr, Miller (DB), Wichita State	1970-72
Fatafeh, Mario (DT), Kansas State	2001-02
Faulk, Trev (LB), Louisiana State	2002-
Faulkner, Jeff (DE), Southern	1991-92
Faust, George (B), Minnesota	1939
Favron, Calvin (LB), Southeast Louisiana	1979-82
Feagles, Jeff (P), Miami (Fla.)	1994-97
Ferrell, Earl (RB), East Tennessee State	1982-89
Ferry, Lou (T), Villanova	1951
Field, Amod (WR), Montclair State	1990-91
Field, Doak (LB), Baylor	1982
Field, Harry (T), Oregon State	1934-36
Fife, Ralph (G), Pittsburgh	1942, '45
Fina, John (T), Arizona	2002
Finn, Bernie (B), Holy Cross	1932
Finnie, Roger (T), Florida A&M	1973-78
Finnin, Tom (T), Detroit	1957
Fischer, Bill (T), Notre Dame	1949-53
Fischer, Pat (DB), Nebraska	1961-67
Fisher, Ev (B), Santa Clara	1938-39
Fisher, Levar (LB), North Carolina State	2002-
Fisher, Mike (WR), Baylor	1981
Fiske, Max (B), DePaul	1937
Fitzgibbon, Paul (B), Creighton	1928
Flagler, Terrence (RB), Clemson	1990-91
Flanagan, Latham (E), Carnegie Tech	1931
Fleming, Antonio (G), Georgia	1998
Fleniken, Max (B), Geneva	1930
Florence, Paul (E), Loyola (Ill.)	1920
Floyd, Eric (G), Auburn	1995
Floyd, John (WR), Northeast Louisiana	1981
Folston, James (LB), Northeast Louisiana	1999-2001
Folz, Art (B), Chicago	1923-25
Forney, Phil (LB), East Tennessee State	1987
Foster, Ralph (T), Oklahoma A&M	1945-46
Fox, Chas (WR), Furman	1986
Francis, Gene (B), Chicago	1926
Franklin, George (RB), Texas A&I	1977-78
Fredrickson, Rob (LB), Michigan State	1999-02
Fritsch, Ernest (C), Detroit	1960
Fugler, Dick (T), Tulane	1954
Fuller, Frank (DT), Kentucky	1959-62
Fuller, Larry (B), None	1945
Furrer, Will (QB), Virginia Tech	1993

G

Gaines, Wendall (TE/DT), Oklahoma State	1994-95
Gainor, Charles (E), North Dakota	1939
Gallery, Jim (K), Minnesota	1987
Galloway, David (DT), Florida	1982-89
Gambrell, Billy (E), South Carolina	1963-67
Garalczyk, Mark (DT), Western Michigan	1987-88
Garlich, Chris (LB), Missouri	1979
Garza, Sammy (QB), Texas-El Paso	1987
Gasparella, Joe (B), Notre Dame	1951
Gaut, Prentice (RB), Oklahoma	1961-67
Gay, Bill (B), Notre Dame	1951-52
Gedney, Chris (TE), Syracuse	1997-98, '00
Gehrke, Fred (B), Utah	1950

Gelbaugh, Stan (QB), Maryland.....	1991
George, Steve (DT), Houston.....	1974
Ger, Joe (B), Georgia.....	1952
German, Jim (B), Centre.....	1940
Gersbach, Carl (LB), West Chester State.....	1976
Ghersanich, Vernon (G), Auburn.....	1943
Gibbons, Austin (C), DePaul.....	1929
Gidlin, Robert (DB), Houston.....	1977
Gilbert, Freddie (DE), Georgia.....	1989
Gilchrist, George (T), Tennessee State.....	1953
Gill, Randy (LB), San Jose State.....	1978
Gillen, John (LB), Illinois.....	1981-82
Gillette, Walker (WR), Richmond.....	1972-73
Gilliam, John (WR), South Carolina State.....	1969-71
Gillies, Fred (T), Cornell.....	1920-28
Gillis, Don (C), Rice.....	1958-61
Gilmore, Bryan (WR), Midwestern (Tex.) State.....	2000-
Glassgow, Willis (B), Iowa.....	1931
Glick, Frederick (DB), Colorado A&M.....	1960-61
Goble, Les (B), Alfred.....	1954-55
Goldberg, Marshall "Biggie" (B/DB), Pittsburgh.....	1939-40, '46-48
Goldman, Sam (E), Ohio State.....	1948
Goldsberry, John (T), Indiana.....	1949-50
Goode, Irv (G/C), Kentucky.....	1962-71
Goode, John (TE), Youngstown State.....	1984
Goodman, Aubrey (T), Chicago.....	1927
Goodman, Don (RB), Cincinnati.....	1987
Goodspeed, Mark (T), Nebraska.....	1980
Gordon, Bob (B), Tennessee.....	1958
Gordon, Lou (T), Illinois.....	1930-35
Grace, Steve (C), Arizona.....	2002-
Graham, Aaron (C), Nebraska.....	1996-99
Graham, Al (G), None.....	1932-33
Graham, Kent (QB), Ohio State.....	1996-97
Gramatica, Bill (K), South Florida.....	2001-
Granger, Charles (G/T), Southern.....	1961
Grant, Hugh (B), St. Mary's (Calif.).....	1928
Gray, Cecil (G/T), North Carolina.....	1995
Gray, Earnest (WR), Memphis State.....	1985
Gray, Ken (G), Howard Payne.....	1958-69
Gray, Mel (WR), Missouri.....	1971-82
Gray, Oscar (FB), Arkansas.....	1995
Gray, Tim (DB), Texas A&M.....	1975
Graybill, Mike (T), Boston University.....	1990
Green, Roy (DB/WR), Henderson State.....	1979-90
Greene, Doug (DB), Texas A&I.....	1978
Greene, Ed (E), Loyola (Ill.).....	1926-27
Greene, Frank (B), Tulsa.....	1934
Greene, Ken (DB), Washington State.....	1978-82
Greer, Curtis (DE), Michigan.....	1980-88
Greisen, Chris (QB), Northwest Missouri State.....	1999-01
Griffin, Bob (C/G), Arkansas.....	1961
Griffin, Jeff (CB), Utah.....	1981-85
Griffith, Homer (B), Southern California.....	1934
Grigas, John (B), Holy Cross.....	1943-44
Groom, Jerry (C), Notre Dame.....	1951-55
Grooms, Elois (DE), Tennessee Tech.....	1982-85
Grosvenor, George (B), Colorado.....	1936-37
Gruddauria, Mike (C), Central Florida.....	2000-02
Guglielmi, Ralph (QB), Notre Dame.....	1961
Guidry, Kevin (CB), Louisiana State.....	1989
Guynes, Thomas (T), Michigan.....	1997-98
H	
Hackbart, Dale (DB), Wisconsin.....	1971-72
Hadd, Gary (DT), Minnesota.....	1989
Hairston, Carl (DT), Maryland-Eastern Shore.....	1990
Hall, John (B), Texas Christian.....	1940-41, '43
Hall, Ken (RB), Texas A&M.....	1959, '61
Halloran, Shawn (QB), Boston College.....	1987
Halstrom, Bernie (B), Illinois.....	1920-21
Hammack, Malcolm (RB), Florida.....	1955, 57-66
Hammond, Gary (WR), Southern Methodist.....	1973-76
Handler, Phil (G), Texas Christian.....	1930-36
Hanke, Carl (E), Minnesota.....	1924
Hanlon, Bob (B), Loras.....	1948
Hansen, Cliff (B), Luther.....	1933
Hanson, Homer (G), Kansas State.....	1935-36
Harder, Pat (B), Wisconsin.....	1946-50
Hardy, Darryl (LB), Tennessee.....	1994-95
Hardy, Jim (B), Southern California.....	1949-51
Hardy, Terry (TE), Southern Mississippi.....	1998-2001
Hargrove, Jim (LB), Howard Payne.....	1971-72
Harmon, Ham (C), Tulsa.....	1937
Harrell, Willard (RB), Pacific.....	1978-84
Harrington, Perry (RB), Jackson State.....	1984-85
Harris, Bob (LB), Auburn.....	1983-85
Harris, Ike (WR), Iowa State.....	1975-77
Harris, Kenny (DB), North Carolina State.....	1997
Harris, Odie (DB), Sam Houston State.....	1992-94
Harris, Quentin (DB), Syracuse.....	2002-
Harris, William (TE), Bishop.....	1987
Harrison, Reggie (RB), Cincinnati.....	1974
Hart, Jim (QB), Southern Illinois.....	1965-83
Hart, Lawrence (TE), Southern.....	2001
Hartle, Greg (LB), Newberry (S.C.).....	1974-76
Hartong, George (G), Chicago.....	1924
Hartshorn, Larry (G), Kansas State.....	1955
Harvey, Frank (FB), Georgia.....	1994
Harvey, Ken (LB), California.....	1988-93
Hatley, John (G), Sul Ross State.....	1954-55
Hauser, Art (G), Xavier.....	1959
Hayden, Leo (RB), Ohio State.....	1972-73
Hayes, Jarius (TE), North Alabama.....	1996, '98
Healy, Chip (LB), Vanderbilt.....	1963-70
Hearst, Garrison (RB), Georgia.....	1993-95
Heater, Don (RB), Montana Tech.....	1972
Hellin, Victor (DB), Delaware State.....	1983
Heidel, Jimmy (DB), Mississippi.....	1966
Henesey, Brian (RB), Bucknell.....	1994
Henke, Ed (DE), South Carolina.....	1961-63
Hennessey, Jerry (E), Santa Clara.....	1950-51
Henry, Steve (DB), Emporia State.....	1979-80
Heron, Fred (DT), San Jose State.....	1966-72
Hickman, Larry (B), Baylor.....	1959
Higgins Jim (G), Trinity Texas.....	1941
Higgins, Tom (T), North Carolina.....	1953
Higgs, Mark (RB), Kentucky.....	1994-95
Hill, Don (B), Stanford.....	1929
Hill, Eric (LB), Louisiana State.....	1989-97
Hill, Irv (B), Trinity (Tex.).....	1931-32
Hill, James (DB), Sam Houston State.....	1960-64
Hill, King (QB), Rice.....	1960-69
Hill, Randal (WR), Miami (Fla.).....	1991-94
Hill, Renaldo (CB), Michigan State.....	2001-
Hillebrand, Jerry (LB) Colorado.....	1967
Hinchman, Hub (B), Butler.....	1933-34
Hoage, Terry (S), Georgia.....	1994-96
Hobley, Liffort (DB), Louisiana State.....	1985
Hock, John (T), Santa Clara.....	1950

(All-Time Alphabetical Roster continued on page 276)

(All-Time Alphabetical Roster continued from page 275)

Hodel, Nathan (LS), Illinois	2001-
Hoel, Bob (G), Pittsburgh.....	1937-38
Hoey, George (DB), Michigan.....	1971
Hoffman, John (DE), Hawaii.....	1972
Hogan, Tom (T), Detroit.....	1926
Hogeboom, Gary (OB), Central Michigan.....	1989
Hogland, Doug (G), Oregon State.....	1956-58
Hogue, Murrell (T), Centenary.....	1929
Holloway, Johnny (CB), Kansas.....	1987
Holloway, Randy (DE), Pittsburgh.....	1984
Holm, Bernie (B), Alabama.....	1932
Holman, Scott (WR), Oregon.....	1986
Holmer, Walt (B), Northwestern.....	1931-32
Holmes, Don (WR), Mesa College (Colo.).....	1986-90
Holmes, Lester (G), Jackson State.....	1998-00
Hooks, Bryan (DT), Arizona State.....	1994
Horne, Greg (P), Arkansas.....	1987-88
Horstmann, Roy (B), Purdue.....	1934
Horween, Arnold (B), Harvard.....	1921-24
Horween, Ralph (B), Harvard.....	1921-23
Houghton, Jerry (T), Washington State.....	1951
Houser, John (GT), Redlands.....	1963
Howard, Thomas (LB), Texas Tech.....	1984-85
Howard, Ty (CB), Ohio State.....	1997-98
Huffman, Frank (G), Marshall.....	1939-41
Hughes, Bernie (C), Oregon.....	1934-36
Hughes, Van (DT), Southwest Texas State.....	1986
Hultz, George (DT), Southern Mississippi.....	1962
Hummel, Arnie (B), Lombard.....	1927
Humphrey, Buddy (QB), Baylor.....	1963-65
Hunley, Ricky (LB), Arizona.....	1988
Hunter, Monty (DB), Salem College.....	1983
Hunter, Patrick (CB), Nevada.....	1995
Hurlburt, John (G), Chicago.....	1924-25
Husmann, Ed (G), Nebraska.....	1953, '56-59
Hust, Al (E), Tennessee.....	1946
Hutchison, Chuck (G), Ohio State.....	1970-72
Hyatt, Freddie (WR), Auburn.....	1968-72
Hyche, Steve (LB), Livingston.....	1991-93
I	
Ilman, Ed (B), Montana.....	1928
Imhof, Martin (DE), San Diego State.....	1972
Irving, Terry (LB), McNeese State.....	1994-98
Isaacson, Ted (T), Washington.....	1934-35
Issa, Jabari (DE), Washington.....	2000-01
Ivy, Frank (Pop), (E), Oklahoma.....	1940-42, '45-47
Izo, George (QB), Notre Dame.....	1960
J	
Jacke, Chris (K), Texas-El Paso.....	1998-99
Jackson, Arnold (WR), Louisville.....	2001-02
Jackson, Charley (B), Southern Methodist.....	1958
Jackson, John (WR), Southern California.....	1990-92
Jackson, Mark (CB), Abilene Christian.....	1987
Jackson, Roland (FB/LB), Rice.....	1962
Jacobs, Marv (T), None.....	1948
Jagielski, Harry (T), Indiana.....	1956
Jankovich, Kever (E), Pacific.....	1953
Jarostchuk, Ila (LB), N. Hampshire.....	1987-88, '89
Jax, Garth (LB), Florida State.....	1989-95
Jeffery, Tony (RB), Texas Christian.....	1988
Jenkins, MarTay (WR), Nebraska-Omaha.....	1999-02
Jennings, John (T), Ohio State.....	1950-57
Johnson, Al (B), Kentucky.....	1939-41

Johnson, Bobby (DB), Texas.....	1985-86
Johnson, Charles (DB), Grambling.....	1981
Johnson, Charley (QB), New Mexico State.....	1961-69
Johnson, Chuckie (DT), Auburn.....	1993
Johnson, D.J. (DB), Kentucky.....	1996
Johnson, Dennis (DE), Kentucky	2002-
Johnson, Gregory (SS), Oklahoma State.....	1987
Johnson, Johnny (RB), San Jose State.....	1990-92
Johnson, LeShon (RB), Northern Illinois.....	1995-97
Johnson, Paris (DB), Miami (O.).....	1999
Johnson, Ray (B), Denver.....	1940
Johnson, Troy (WR), Southern.....	1986-87
Johnston, Jim (B), Washington.....	1946
Jonassen, Eric (G), Bloomsburg (Pa.).....	1996-97
Jones, Ben (B), Grove City.....	1927-28
Jones, Ernie (WR), Indiana.....	1986-92
Jones, Freddie (TE), North Carolina	2002-
Jones, Greg (LB), Colorado	2002-
Jones, Jock (LB), Virginia Tech.....	1991-93
Jones, Mike (DE), North Carolina State.....	1991-93
Jones, Steve (RB), Duke.....	1974-78
Jones, Thomas (RB), Virginia.....	2000-02
Jones, Tony (DB), Syracuse.....	1995
Jones, Tyrone (LB), Southern.....	1988
Jordan, Kevin (WR), UCLA.....	1996
Jordan, Tony (RB), Kansas State.....	1988-89
Jorden, Tim (TE), Indiana.....	1989-91
Joyce, Don (T), Tulane.....	1951-53
Joyce, Matt (OL), Richmond.....	1996-00
Joyce, Terry (P), Missouri Southern.....	1976-77
Joyner, Seth (LB), Texas-El Paso.....	1994-96
Junior, E.J. (LB), Alabama.....	1981-88
Junkin, Trey (TE/LS), Louisiana Tech.....	1996-2001
K	
Karras, John (B), Illinois.....	1952
Karwales, John (E), Michigan.....	1947
Kasper, Kevin (WR), Iowa	2002-
Kasperek, Dick (C), Iowa State.....	1966-68
Kassel, Charles (E), Illinois.....	1929-33
Kauahi, Kani (C), Hawaii.....	1989-91, '93
Kay, Bill (DB), Purdue.....	1984
Keane, Tom (B), West Virginia.....	1955
Kearney, Tim (LB), Northern Michigan.....	1976-81
Kearns, Tom (T), Miami (Fla.).....	1946
Keenan, Sean (QB), Williams (Mass.).....	2000
Kehr, Rick (G), Carthage.....	1982
Keithley, Gary (QB), Texas-El Paso.....	1973-75
Kellogg, Bill (B), Syracuse.....	1926
Kellogg, Bob (B), Northeast Louisiana/Tulane.....	1940
Kellogg, Clarence (B) St. Mary's (Calif.).....	1936
Kellum, Marv (LB), Wichita State.....	1977
Kendall, Pete (G), Boston College	2001-
Kennard, Derek (G), Nevada-Reno.....	1986-90
Kenneally, George (G), St. Bonaventure.....	1930
Keseday, Bob (TE), Texas-El Paso.....	1987
Keys, Brady (DB), Colorado State.....	1966
Kichelski, Wall (E), Miami (Fla.).....	1944
Kiesling, Walt (G), St. Thomas (Minn.).....	1929-33
Kiley, Roger (E), Notre Dame.....	1923
Killher, Lyons (G), None.....	1928
Kindle, Greg (T), Tennessee State.....	1974-75
Kinek, George (B), Tulane.....	1954
King, Andy (B), West Virginia.....	1923-24
King, Emmett (B), None.....	1954
Kingery, Ellisworth (B), Tulane.....	1954

Kirk, Randy (LB), San Diego State.....	1989, '94-95
Klimek, Tony (E), Illinois.....	1951-52
Klumb, John (E), Washington State.....	1939-40
Knafelc, Gary (E), Colorado.....	1954
Knight, Charles (C), Loyola (Ill.).....	1920-21
Knight, Shawn (DT), Brigham Young.....	1989
Knight, Tom (CB), Iowa.....	1997-2001
Knolla, John (B), Creighton.....	1942, '45
Knox, Kevin (WR), Florida State.....	1994
Kochel, Mike (G), Fordham.....	1939
Koegel, Warren (G), Penn State.....	1973
Koehler, Bob (G), Northwestern.....	1921-26
Koken, Mike (B), Notre Dame.....	1933
Korman, William (LB), North Carolina.....	1959-67
Konovsky, Bob (G), Wisconsin.....	1956-58
Kortas, Ken (DT), Louisville.....	1964
Krejci, Joe (E), Peru State (Ind.).....	1934
Krieg, Dave (QB), Milton.....	1995
Krueger, Rolf (DE), Texas A&M.....	1969-71
Kuharich, Joe (G), Notre Dame.....	1940-41, '45
Kupp, Craig (QB), Pacific Lutheran.....	1991
Kutner, Mal (E), Texas.....	1946-50
Kuzman, John (T), Fordham.....	1941

L	
Lach, Steve (B), Duke.....	1942
Ladd, Jim (E), Bowling Green.....	1954
LaFleur, Greg (TE), Louisiana State.....	1981-85
LaHood, Mike (G), Wyoming.....	1970
Lainhart, Porter (B), Washington State.....	1933
Lamb, Rod (B), Lombard.....	1926-27, '33
Lane, Dick "Night Train" (CB), Scottsbluff J.C.....	1954-59
Lane, MacArthur (R), Utah State.....	1968-71
Lange, Bill (G), Dayton.....	1954-55
Lange, Jim (E), Montana State.....	1929
LaRosa, Paul (E), None.....	1920-21
Larson, Fred (C), Notre Dame.....	1929
Larson, Lou (B), None.....	1929
Larson, Paul (QB), California.....	1957
Lasker, Greg (FS), Arkansas.....	1988
Lassiter, Kwamie (DB), Kansas.....	1995-02
Latin, Jerry (RB), Northern Illinois.....	1975-78
LaLurette, Chuck (DB/P), Rice.....	1967-68, 70-71
Lauro, Lin (B), Pittsburgh.....	1951
Lawrence, Jim (B), Texas Christian.....	1936-39
Leahy, Ryan (OL), Notre Dame.....	1997
Leasy, Wesley (LB), Mississippi State.....	1995-96
Ledbetter, Homer (B), Arkansas.....	1932-33
Lee, Bobby (E), Minnesota.....	1968
Lee, Jeff (WR), Nebraska.....	1980
Lee, John (K), UCLA.....	1986
Lee, Monte (LB), Texas.....	1961
Lee, Oudious (DT), Nebraska.....	1980
Leggett, Dave (B), Ohio State.....	1955
Leonard, John (T), Indiana.....	1922-23
LeVeck, Jack (LB), Ohio.....	1973-74
Levy, Chuck (WR/RB/KR), Arizona.....	1994-95
Lewis, Bill (C), Nebraska.....	1990-92
Lewis, Charles (T), Iowa.....	1959
Lewis, Woodley (B), Oregon.....	1956-59
Liebel, Frank (E), Norwich.....	1948
Lillard, Joe (B), Oregon State.....	1932-33
Lind, Al (C), Northwestern.....	1936
Lindow, Al (B), Washington (Mo.).....	1945
Lipinski, Jim (T), Fairmont State.....	1950
Lipstad, Ed (G), Wake Forest.....	1952

Lisch, Rusty (QB), Notre Dame.....	1980-84
Little, David (TE), Middle Tennessee State.....	1990
Little, Steve (P/K), Arkansas.....	1978-80
Loeple, Dick (T), Wisconsin.....	1948-49
Lofton, Steve (DB), Texas A&M.....	1991-93
Logan, Chuck (E), Northwestern.....	1965, '67-68
Lokanc, Joe (G), Northwestern.....	1941
Lomack, Tony (WR), Florida.....	1991
Lomax, Neil (QB), Portland State.....	1981-89
Long, Dave (DE), Iowa.....	1966-68
Longo, Tom (DB), Notre Dame.....	1971
Lott, Thomas (RB), Oklahoma.....	1979
Love, Duval (G), UCLA.....	1995-96
Love, Randy (RB), Houston.....	1979-85
Loyd, Mike (QB), Missouri Southern State.....	1979-80
Lucas, Justin (DB), Abilene Christian.....	1999-
Luncelford, Dave (T), Baylor.....	1957
Lunz, Gerry (G), Marquette.....	1925-26
Lyles, Lester (FS), Virginia.....	1988
Lyman, Jeff (LB), Brigham Young.....	1972
Lynch, Lorenzo (DB), California State-Sacramento.....	1990-95
Lynch, Lynn (G), Illinois.....	1951

M

MacDonald, Mark (G/C), Boston College.....	1988
Mack, Cedric (DB), Baylor.....	1983-90
Mack, Terrence (LB), Clemson.....	1987
Mackey, Kyle (QB), East Texas State.....	1984
Madden, Lloyd (B), Colorado Mines.....	1940
Maddock, Bob (G), Notre Dame.....	1942, '46
Maddox, Mark (LB), Northern Michigan.....	1998-00
Maeda, Chet (B), Colorado A&M.....	1946
Magulick, George (B), St. Francis.....	1944
Mahoney, Ike (B), Creighton.....	1925-28, '31
Makovicka, Joel (FB), Nebraska.....	1999-02
Mallouf, Ray (B), Southern Methodist.....	1941, '46-48
Mallory, Les (B), Loyola (Ill.).....	1931-33
Manges, Mark (QB), Maryland.....	1978
Manley, Dexter (DE), Oklahoma State.....	1990
Mann, Dave (B), Oregon State.....	1955-57
Mapple, Howard (B), Oregon State.....	1930
Marchbroda, Ted (QB), Detroit.....	1957
Marcontell, Ed (G), Lamar.....	1967
Marelli, Ray (G), Notre Dame.....	1928
Markham, Dale (T), North Dakota.....	1981
Marotti, Lou (G), Toledo.....	1943-45
Marquardt, John (E), Illinois.....	1921
Marsh, Doug (TE), Michigan.....	1980-86
Marshall, Wilber (LB), Florida.....	1994
Martin, Caleb (T), Louisiana Tech.....	1947
Martin, Glen (B), Southern Illinois.....	1932
Martin, John (B), Oklahoma.....	1941-44
Mason, Joel (E), Western Michigan.....	1939
Massey, Robert (DB), North Carolina Central.....	1991-93
Masters, Walt (QB), Pennsylvania.....	1943-44
Matson, Ollie (RB), San Francisco.....	1952-58
Mauldin, Stan (T), Texas.....	1946-48
Maumalanga, Chris (DT), Kansas.....	1995-96
May, Bill (B), Louisiana State.....	1937-38
May, Chad (QB), Kansas State.....	1996
May, Mark (G/T), Pittsburgh.....	1992-93
Mayes, Tony (FS), Kentucky.....	1987
Maynard, Don (WR), Texas-El Paso.....	1973
Mays, Stafford (DE), Washington.....	1980-86
McAddley, Jason (WR), Alabama.....	2002-

(All-Time Alphabetical Roster continued on page 278)

(All-Time Alphabetical Roster continued from page 277)

McAdoo, Derrick (RB), Baylor	1987-88
McAfee, Fred (RB), Mississippi College	1994
McBride, Adrian (WR), Missouri	1987
McBride, Charles (B), Washington State	1936
McBride, Oscar (TE), Notre Dame	1995-96
McCants, Keith (DE), Alabama	1994-95
McCarthy, John (B), St. Francis	1944
McCleskey, J.J. (DB), Tennessee	1996-00
McCombs, Tony (LB), Eastern Kentucky	1997-98
McConkey, Phil (WR), Navy	1989
McCown, Josh (QB), Sam Houston State	2002-
McCoy, Tony (DT), Florida	2000
McCullough, Andy (WR), Tennessee	1998-99
McCullough, Hugh (B), Oklahoma	1940-41
McCusker, Jim (T), Pittsburgh	1958
McDermott, Lloyd (T), Kentucky	1950-51
McDole, Roland (DE), Nebraska	1961
McDonald, Devon (LB), Notre Dame	1996
McDonald, Mike (LB), Catawba	1976
McDonald, Tim (SS), Southern California	1987-92
McDonnell, Mickey (B), None	1925-30
McDonough, Coley (B), Dayton	1939, '44
McDowell, John (T), St. John's (Minn.)	1966
McElroy, Leeland (RB), Texas A&M	1996-97
McElwain, Bill (B), Northwestern	1924, '26
McFarland, Jim (E), Nebraska	1970-74
McGee, Bob (T), Santa Clara	1938
McGee, Dell (CB), Auburn	1996-98
McGee, Michael (G), Duke	1960-62
McGill, Eddie (TE), Western Carolina	1982-84
McGill, Mike (LB), Notre Dame	1971-72
McGraw, Mike (LB), Wyoming	1976
McHan, Lamar (QB), Arkansas	1954-58
McInerney, Arnie (C), Notre Dame	1920-27
McInnis, Hugh (E), Southern Mississippi	1960-62
McIntyre, Jeff (LB), Arizona State	1980
McIvor, Rick (QB), Texas	1984-85
McKenzie, Reggie (LB), Tennessee	1989
McKinley, Dennis (FB), Mississippi State	1999-02
McKinnon, Ronald (LB), North Alabama	1996-
McMahon, Byron (G), Cornell	1923
McMahon, Jim (QB), Brigham Young	1994
McMillan, Ernie (T), Illinois	1961-74
McNally, Frank (C), St. Mary's (Calif.)	1931-34
McNanie, Sean (DE), San Diego State	1988
McNulty, Paul (E), Notre Dame	1924-25
McPhee, Frank (E), Princeton	1955
McQuarters, Ed (DT), Oklahoma State	1965
McWilliams, Johnny (TE), Southern California	1996-99
Meggysey, Dave (LB), Syracuse	1963-69
Mehninger, Pete (T), Kansas	1934-36
Melinger, Steve (E), Kentucky	1961
Meinert, Dale (LB), Oklahoma State	1958-67
Meinkovich, M. (DE), Grays Harbor J.C. (Wash.)	1965-66
Mummelaar, Dale (G), Wyoming	1960-61
Mergen, Mike (T), San Francisco	1952
Merkovsky, Elmer (T), Pittsburgh	1944
Merritt, David (LB), North Carolina State	1993-95
Mertes, Bernard (B), Iowa	1945
Mestnik, Frank (RB), Marquette	1960-61
Metcalfe, Eric (WR/KR), Texas	1998
Metcalfe, Terry (RB), California State-Long Beach	1973-77
Method, Russ (B), None	1929
Mikulak, Mike (B), Oregon	1934-36

Miller, Jamir (LB), UCLA	1994-98
Miller, Milford (G), Chadron State	1936-37
Miller, Terry (LB), Illinois	1971-74
Mimbs, Robert (RB), Kansas	1988
Miniefield, Kevin (DB), Arizona State	1997
Mitchell, Roland (CB), Texas Tech	1988-89
Mitchell, Stump (RB), Citadel	1981-89
Mitchell, Tywan (WR/TE), Minnesota State-Mankato	1999-01
Moe, Hal (B), Oregon State	1933
Mohardt, John (B), Notre Dame	1922-23
Monaco, Rob (C), Vanderbilt	1985
Monaco, Ron (LB), South Carolina	1986
Monahan, Regis (G), Ohio State	1939
Monfort, Avery (B), New Mexico	1941
Montgomery, Bill (B), Louisiana State	1946
Montgomery, Ralph (T), Centre	1923
Moody, Thomas (G), Florida	2002
Mooney, Jim (T), Georgetown	1935
Moore, Alton (DE), Auburn	2002-
Moore, Bill (B), Loyola (La.)	1932
Moore, Brandon (T), Duke	1995
Moore, Derrick (RB), Northeastern State (Okla.)	1996-97
Moore, Ricky (FB), Alabama	1988
Moore, Rob (WR), Syracuse	1995-2001
Moore, Ronald (RB), Pittsburg State (Kan.)	1993-94, '97
Moran, Francis (B), Grinnell	1927
Morgan, Bob (T), Maryland	1954
Morgan, Don (DB), Nevada-Reno	2002
Morris, Mike (G), Northeast Missouri State	1987-88
Morris, Wayne (RB), Southern Methodist	1976-83
Morrow, Bob (G), Illinois Wesleyan	1941-43
Morrow, John (G), Kearney State	1937-38
Moss, Eddie (RB), Southeast Missouri State	1973-76
Moten, Mike (DT), Florida	1998-99
Moynihn, Tim (C), Notre Dame	1932-33
Mueller, Bill (E), DePaul	1937
Mullen, Tom (G), Southwest Missouri State	1978
Mullen, Verne (E), Illinois	1927
Mulleneaux, Lee (C), Arizona	1938
Mulligan, Wayne (C), Clemson	1969-73
Mumford, Tony (RB), Penn State	1985
Murphy, Bill (G), Washington (Mo.)	1940-41
Murphy, Jim (B), St. Thomas (Minn.)	1928
Murphy, Tom (B), Arkansas	1934
Murrell, Adrian (RB), West Virginia	1998-99
Murrell, Bill (TE), Winston-Salem	1979

N

Nagel, Ray (B), UCLA	1953
Nagel, Ross (T), St. Louis	1942
Nagler, Gern (E), Santa Clara	1953, '55-58
Neacy, Clem (E), Colgate	1928
Nedney, Joe (K), San Jose State	1997-99
Neill, Jim (B), Texas Tech	1939
Neils, Steve (LB), Minnesota	1974-80
Neilson, Lee (S), Florida State	1976-86
Nesbitt, Dick (B), Drake	1933
Nevers, Ernie (B), Stanford	1929-31
Neuman, Bob (E), Illinois Wesleyan	1934-36
Nichelini, Al (B), St. Mary's (Calif.)	1935-36
Nichols, Ham (G), Rice	1947-49
Nisbet, Dave (E), Washington	1933
Nolsinger, Terry (DB), Utah	1965-66
Noga, Niko (LB), Hawaii	1984-88
Noga, Peter (LB), Hawaii	1987
Nolan, Dick (B), Maryland	1958

Nolan, Earl (T), Arizona.....	1937-38
Norman, Bob (C), None.....	1945
Norton, Jerry (DB), Southern Methodist.....	1959-61
Nowacek, Jay (TE), Wyoming.....	1985-89
Nunn, Freddie Joe (DE), Mississippi.....	1985-93
Nussbaumer, Bob (B), Michigan.....	1949-50

O

Oates, Brad (T), Brigham Young.....	1976-77, '79-80
Obeck, Vic (G), Springfield.....	1945
O'Brien, Dave (G), Boston College.....	1966-67
O'Connor, Dan (G), Georgetown.....	1920-24
O'Donoghue, Neil (K), Auburn.....	1980-85
Olafengaug, Tevita (TE), Brigham Young.....	2001
Ogden, Ray (FL), Alabama.....	1965-66
Ogle, Rick (LB), Colorado.....	1971
Oglesby, Cedric (K), South Carolina State.....	2001
Okoniewski, Steve (DT), Washington.....	1976
Oldham, Chris (DB), Oregon.....	1991, '92, '93-94
Olerich, Dave (LB), San Francisco.....	1969-70
Oliver, Clancy (CB), San Diego State.....	1973
Oliver, Vince (QB), Indiana.....	1945
Olson, Carl (T), UCLA.....	1942
Olzewski, Johnny (B), California.....	1953-57
Osborne, Eldonta (LB), Louisiana Tech.....	1990
Osborne, Richard (TE), Texas A&M.....	1979
Otis, Jim (RB), Ohio State.....	1973-78
Ottis, Brad (DT), Wayne State (Neb.).....	1996-2000
Owens, Don (DT), Southern Mississippi.....	1960-63
Owens, Luke (DT), Kent State.....	1958-65
Owens, Mary (WR), San Diego State.....	1973

P

Palmer, Scott (DT), Texas.....	1972
Pancieri, Don (QB), San Francisco.....	1952
Panfil, Kenneth (T), Purdue.....	1960-62
Pangle, Hal (B), Oregon State.....	1935-38
Pappio, Joe (B), Haskell.....	1930
Pardoner, Earl (B), Purdue.....	1934-35
Paremore, Bob (RB), Florida A&M.....	1963-64
Parish, Don (LB), Stanford.....	1970-72
Parker, Buddy (B), Centenary.....	1937-43
Parker, Ezekiel (WR), Louisville.....	2002-
Parker, Joe (E), Texas.....	1946-47
Parlavacchio, Chet (LB), Penn State.....	1983
Parsons, Preston (QB), Northern Arizona.....	2002-
Pasquale, Ron (G), Akron.....	1987
Pasquariello, Ralph (B), Villanova.....	1951-52
Pasquesi, Tony (T), Notre Dame.....	1955-57
Pate, Rupert (G), Wake Forest.....	1940
Patterson, Craig (DL), Brigham Young.....	1991
Patulski, Walt (DE), Notre Dame.....	1977
Paul, Tito (DB), Ohio State.....	1995-97
Pearson, Bert (C), Kansas State.....	1935-36
Peat, Todd (G), Northern Illinois.....	1987-89
Pelfrey, Ray (E), Eastern Kentucky.....	1952
Perko, John (G), Minnesota.....	1944
Perrin, Benny (FS), Alabama.....	1982-85
Perry, Gerald (K), California.....	1960-62
Person, Ara (TE), Morgan State.....	1972
Peters, Forest (B), Illinois.....	1932
Peters, Volney (T), Southern California.....	1952-53
Peterson, Ken (B), Gonzaga.....	1935
Peterson, Todd (K), Georgia.....	1994
Petrovich, George (T), Texas.....	1949-50

Phillips, Reggie (CB), Southern Methodist.....	1988
Phillips, Rod (RB), Jackson State.....	1979-80
Philpott, Dean (B), Fresno State.....	1958
Pierce, Don (C), Kansas.....	1943
Pisklewicz, Steve (QB), Missouri.....	1977-79
Pittman Charlie, (RB), Penn State.....	1970
Pittman, Danny (WR), Wyoming.....	1983-84
Pittman, Michael (RB), Fresno State.....	1998-2001
Plasman, Dick (E), Vanderbilt.....	1946-47
Player, Scott (P), Florida State.....	1998-
Plummer, Jake (QB), Arizona State.....	1997-02
Plummer, Tony (DB), Pacific.....	1970
Plunkett, Art (T), Nevada-Las Vegas.....	1981-84
Pollard, Bob (DE), Weber State.....	1978-81
Polosky, Gordon (G), Tennessee.....	1952-54
Polstoft, Fran (E), Washington State.....	1950-52
Poole, Jim (E), Mississippi.....	1945
Poole, Nathan (WR), Marshall.....	2001, '02-
Popa, Eli (B), Illinois.....	1952
Popovich, John (B), St. Vincent.....	1944
Popovich, Milt (B), Montana.....	1938-42
Potteiger, Earl (B), Ursinus.....	1921
Prentice, Travis (RB), Miami (O.).....	2002-
Preston, John (SS), Central State (Okla.).....	1987
Price, Mitchell (DB), Tulane.....	1992
Procell, Jarrett (DE), Louisiana Tech.....	2001
Proehl, Ricky (WR), Wake Forest.....	1990-94
Provost, Ted (DB), Ohio State.....	1971
Psaltis, Jim (B), Southern California.....	1953, '55
Puki, Craig (LB), Tennessee.....	1982
Puplis, Andy (B), Notre Dame.....	1943
Purdin, Cal (B), Tulsa.....	1943
Putman, Earl (C), Arizona State.....	1957

R

Rabold, Michael (G), Indiana.....	1960
Radeck, Keith (C), Penn State.....	1987
Radford, Bruce (DE), Grambling.....	1981
Ralph, Dan (DT), Oregon.....	1984-85
Ramey, Jim (DE), Kentucky.....	1979
Ramsey, Garard (G), William & Mary.....	1946-51
Ramsey, Knox (G), William & Mary.....	1950-51
Ramsey, Ray (B), Bradley.....	1950-53
Ramson, Eason (TE), Washington State.....	1978
Randle, Sonny (WR), Virginia.....	1959-66
Randolph, Clare (C), Indiana.....	1930
Rankin, Walt (B), Texas Tech.....	1941, '43, '45-47
Ranspot, Keith (E), Southern Methodist.....	1940
Rashad, Ahmad (WR), Oregon.....	1972-73
Ravensburg, Bob (E), Indiana.....	1948-49
Reaves, Ken (S), Norfolk State.....	1974-77
Redmon, Anthony (G), Auburn.....	1994-97
Redmond, Thomas (DE), Vanderbilt.....	1960-65
Reed, Joe (B), Louisiana State.....	1937, '39
Reeves, Bryan (WR), Nevada.....	1994-95
Reeves, Walter (TE), Auburn.....	1989-93
Rexer, Freeman (E), Tulane.....	1943, '45
Reynolds, Bill (B), Mississippi.....	1945
Reynolds, Bob (T), Bowling Green.....	1963-71, '73
Reynolds, John (C), Baylor.....	1937
Reynolds, Mack (QB), Louisiana State.....	1958-59
Rhea, Floyd (G), Oregon.....	1943
Rhinehart, Coby (DB), Southern Methodist.....	1999-
Ribble, Loran (G), Hardin-Simmons.....	1933
Rice, Simon (DE), Illinois.....	1996-00

(All-Time Alphabetical Roster continued on page 280)

(All-Time Alphabetical Roster continued from page 279)

Richards, Perry (E), Detroit.....	1959-60
Richardson, C.J. (DB), Miami (Fla.).....	1995
Richardson, John (DT), UCLA.....	1972-73
Ridgle, Elston (DE), Nevada-Reno.....	1990
Risk, Ed (B), Purdue.....	1932
Risvold, Ray (B), St. Edwards (Tex.).....	1927-28
Rivers, Jamie (LB), Bowling Green.....	1968-73
Roach, John (QB), Southern Methodist.....	1956, '59-60
Roach, Rollin (B), Texas Christian.....	1927
Robb, Joe (DE), Texas Christian.....	1961-67
Robbins, John (B), Arkansas.....	1938-39
Robbins, James "Tootie" (T), East Carolina.....	1982-91
Roberts, Hal (P), Houston.....	1974
Robinson, Jack (T), Northeast Missouri State.....	1936-37
Robinson, Jeroy (LB), Texas A&M.....	1990
Robinson, Patrick (WR/KF), Tennessee State.....	1994
Robl, Hal (B), Wisconsin State-Oshkosh.....	1945
Robnett, Marshall (G), Texas A&M.....	1943, '45
Rogers, Glynn (G), Texas Christian.....	1939
Rogers, Kendrick (T), Alabama A&M.....	2002-
Rogge, George (E), Iowa.....	1931-33
Roland, Johnny (RB), Missouri.....	1966-72
Rolle, Butch (H-B/TE), Michigan State.....	1992-93
Romanik, Steve (G), Villanova.....	1953-54
Rooney, Bill (C), None.....	1929
Rooney, Cobb (E), None.....	1929-30
Root, Jim (QB), Miami (O.).....	1953, '56
Rose, Gene (DB), Wisconsin.....	1929-32
Rosema, Rocky (LB), Michigan.....	1968-71
Rosenbach, Tirm (QB), Washington State.....	1968-92
Rowe, Bob (DT), Western Michigan.....	1967-75
Roy, Frank (G), Utah.....	1966
Rozier, Bob (DE), California.....	1979
Rubio, Angel (DT), Southeast Missouri State.....	1999
Rucker, Keith (DT), Ohio Wesleyan.....	1992-93
Rucinski, Ed (E), Indiana.....	1943-46
Rudolph, Council (DE), Kentucky State.....	1973-75
Ruether, Mike (C), Texas.....	1986-87
Rundquist, Elmer (T), Illinois.....	1922
Rushing, Marion (LB), Southern Illinois.....	1959, '62-65
Russell, Doug (B), Kansas State.....	1934-39
Rutledge, Johnny (LB), Florida.....	1999-02
Ryan, Bill (T), Fordham.....	1924
Rydzewski, Frank (T), Notre Dame.....	1921

S

Sabados, Andy (G), Citadel.....	1939-40
Sacca, Tony (QB), Penn State.....	1992-93
Sachs, Len (E), Loyola (Ill.).....	1920-23, '25
Saddler, Rod (DT), Texas A&M.....	1987-91
Sagely, Floyd (E), Arkansas.....	1957
Samuels, Terry (TE), Kentucky.....	1994-95
Sanders, Frank (WR), Auburn.....	1995-02
Sanders, Lonnie (DB), Michigan State.....	1968-69
Sandifer, Dan (B), Louisiana State.....	1953
Sanford, Leo (C), Louisiana Tech.....	1951-57
Sanyika, Sekou (LB), California.....	2000-01
Sapp, Patrick (LB), Clemson.....	1998-99
Sarboe, Phil (B), Washington State.....	1934-36
Sargent, Broderick (RB), Baylor.....	1986-87
Sarringhaus, Paul (B), Ohio State.....	1946
Sauts, Mac (DB), Southwest Texas State.....	1968-69
Sauter, Cory (QB), Minnesota.....	1998
Scales, Hurlis (DB), North Texas State.....	1974

Scanlon, John (B), DePaul.....	1921
Scardine, Carmen (B), None.....	1932
Schillinger, Andy (WR), Miami (O.).....	1988-89
Schleicher, Maury (LB), Penn State.....	1959
Schmiesing, Joe (DE), New Mexico State.....	1968-71
Schmidt, George (E), Lewis.....	1953
Schmitt, George (S), Delaware.....	1983
Schneidman, Herman (B), Iowa.....	1940
Schroeder, Jay (QB), UCLA.....	1994
Schubert, Eric (K), Pittsburgh.....	1986
Schultz, Eberle (G), Oregon State.....	1944
Schwall, Vic (B), Northwestern.....	1947-50
Schwartz, Don (DB), Washington State.....	1981
Schwartz, Elmer (B), Washington State.....	1932
Schwenk, Wilson (B), Washington (Mo.).....	1942
Scobey, Josh (RB), Kansas State.....	2002-
Scott, Carlos (C), Texas-El Paso.....	1983-85
Scott, Ed (FS), Grambling.....	1987
Scott, Lance (C), Utah.....	1995-96
Scott, Yusuf (G), Arizona.....	1999-2001
Scotts, Colin (DT), Hawaii.....	1987-88
Seabron, Thomas (LB), Michigan.....	1980
Sears, Corey (DT), Mississippi State.....	1999-00
Sears, Jim (DB), Southern California.....	1954, '57-58
Sebro, Bob (G), Southern California.....	1982
Seibold, Champ (T), Wisconsin.....	1942
Selby, Rob (G), Auburn.....	1995-97
Self, Clarence (B), Wisconsin.....	1949
Semes, Bernie (B), Duquesne.....	1944
Seno, Frank (B), George Washington.....	1945-46
Sensibaugh, Mike (S), Ohio State.....	1972-77
Severson, Jeff (CB), Long Beach State.....	1976-77
Shanks, Simon (LB), Coahoma J.C. (Miss.).....	1995
Sharpe, Luis (T), UCLA.....	1982-84, '85-84
Shaw, Bob (E), Ohio State.....	1950
Shaw, Dennis (QB), San Diego State.....	1974-75
Shaw, Jesse (G), Southern California.....	1931
Shaffer, Craig (LB), Indiana State.....	1982-84
Shelby, Willie (RB), Alabama.....	1978
Shelley, Dex (B), Texas.....	1932
Shelton, L.J. (T), Eastern Michigan.....	1999-
Shenefelt, Paul (T), Manchester.....	1934-35
Shipp, Marcel (RB), Massachusetts.....	2001-
Shirk, John (E), Oklahoma.....	1940
Shivers, Roy (RB), Utah State.....	1966-72
Shook, Fred (C), Texas Christian.....	1941
Shumann, Mike (WR), Florida State.....	1982-83
Shy, Don (RB), San Diego State.....	1973
Sikahema, Vai (RB/KF), Brigham Young.....	1986-90
Sikora, Mike (G), Oregon.....	1952
Silas, Sam (DT), Southern Illinois.....	1963-67
Silvestri, Carl (DB), Wisconsin.....	1965
Simas, Bill (B), St. Mary's (Calif.).....	1932-33
Simmons, Clyde (DE), Western Carolina.....	1994-95
Simmons, Dave (LB), Georgia Tech.....	1965-66
Simmons, John (C), Detroit.....	1951-56
Simons, Keith (DT), Minnesota.....	1978-79
Simpson, Carl (DE), Florida State.....	1998
Sims, Ken (CB), Iowa.....	1987
Sitko, Emil (B), Notre Dame.....	1951-52
Siwek, Mike (DT), Western Michigan.....	1970
Slater, Fred (T), Iowa.....	1926-31
Sloan, Bonnie (DT), Austin Peay.....	1973
Sloan, Dwight (CB), Arkansas.....	1938
Small, Jessie (LB), Eastern Kentucky.....	1992

Smith, Ben (DB), Georgia.....	1995-96
Smith, Bill (E), Washington.....	1934-39
Smith, Cedric (FB), Florida.....	1996-98
Smith, Charles (B), Georgia.....	1947
Smith, Dennis (TE), Utah.....	1990
Smith, George (B), Villanova.....	1943
Smith, J.T. (WR), North Texas State.....	1985-90
Smith, Jackie (E), Northwest Louisiana.....	1963-77
Smith, Lance (G), Louisiana State.....	1985-93
Smith, Leonard (DB), McNeese State.....	1983-88
Smith, Mark (DT), Auburn.....	1997-00
Smith, Russ (G), Illinois.....	1923
Smith, Perry (DB), Colorado State.....	1977-79
Smith, Vernice (GT), Florida A&M.....	1989-92
Smith, Wayne (CB), Purdue.....	1982-86
Smith, Wilfred (E), DePaul.....	1923-25
Snowden, Cal (DE), Indiana.....	1969-70
Soliday, Jake (WR), Northern Iowa.....	2002-
Sortun, Rick (G), Washington.....	1964-69
Souhard, Tommy (WR), Furman.....	1978
Spachman, Chris (DE), Nebraska.....	1988
Speegle, Cliff (C), Oklahoma.....	1945
Spence, Julian (B), Sam Houston State.....	1956
Spencer, Maurice (DB), North Carolina Central.....	1974
Spiller, Phil (DB), California State-Los Angeles.....	1967
Spinks, Jack (G), Alcorn A&M.....	1953
Spradlin, Danny (LB), Tennessee.....	1985
Springsteen, Bill (E), Lehigh.....	1927-28
Stacy, William (DB), Mississippi State.....	1959-63
Staggs, Jeff (LB), San Diego State.....	1972-73
Stallings, Larry (LB), Georgia Tech.....	1963-76
Stallings, Robert (TE), Southern Mississippi.....	1986
Stanley, Chad (P), Stephen F. Austin.....	2001
Starkey, Jason (C), Marshall.....	2000-
Starks, Duane (CB), Miami (Fla.).....	2002-
Staysniak, Joe (G), Ohio State.....	1996
Stegent, Larry (RB), Texas A&M.....	1971
Steger, Pete (B), None.....	1921
Stein, Bill (C), Fordham.....	1927-28
Steinbach, Larry (T), St. Thomas (Minn.).....	1931-33
Stennett, Fred (B), St. Mary's (Calif.).....	1932
Stewart, Vaughan (C), Alabama.....	1943
Stief, Dave (WR), Portland State.....	1978-82
Stieve, Terry (G), Wisconsin.....	1978-84
Stokes, Lee (C), Centenary.....	1943
Stone, Ken (DB), Vanderbilt.....	1977-80
Stone, Michael (CB), Memphis.....	2001-
Stonesifer, Don (E), Northwestern.....	1951-56
Stoudt, Cliff (OB), Youngstown State.....	1986-88
Stovall, Jerry (DB), Louisiana State.....	1963-71
Stowe, Tyrone (LB), Rutgers.....	1991-93
Strader, Norman "Red" (B), St. Mary's (Calif.).....	1927
Strausbaugh, Jim (B), Ohio State.....	1946
Stringer, Scott (DB), California.....	1974
Strofolino, Mike (LB), Villanova.....	1966-68
Stuessy, Mel (T), St. Edward's (Tex.).....	1926
Sugar, Leo (DE), Purdue.....	1960
Suminski, Dave (G), Wisconsin.....	1953
Summerall, Pat (K/E), Arkansas.....	1953-57
Sutch, George (B), Temple.....	1946
Svoboda, Bill (LB), Tulane.....	1950-53
Swann, Eric (DL), None.....	1991-99
Swanson, Eric (WR), Tennessee.....	1986
Swanson, Evar (E), Lombard.....	1925-27
Swartz, Chris (QB), Morehead State.....	1994
Swider, Larry (P), Pittsburgh.....	1980
Swinger, Rashod (DT), Rutgers.....	1997-2000
Swistowicz, Mike (B), Notre Dame.....	1950
Symank, John (DB), Florida.....	1963
Szot, Walt (T), Bucknell.....	1946-48

T

Tanner, Barron (DT), Oklahoma.....	2000-
Tant, Jay (TE), Northwestern.....	2000
Tardits, Richard (LB), Georgia.....	1989
Taylor, Jay (CB), San Jose State.....	1989-92
Taylor, Mike (T), Southern California.....	1973
Teeuws, Len (T), Tulane.....	1954-57
Terry, Ryan (RB), Iowa.....	1995-96
Tharpe, Larry (T), Tennessee State.....	1995
Thaxton, Jim (TE), Tennessee State.....	1978
Thomas, Jim (G), Oklahoma.....	1939-40
Thomas, Ralph (E), San Francisco.....	1952
Thomas, Earl (WR), Houston.....	1974-75
Thompson, Anthony (RB), Indiana.....	1990-92
Thompson, Harry (G), UCLA.....	1955
Thompson, Ken (WR), Utah State.....	1982-83
Thompson, Norm (DB), Utah.....	1971-76
Thompson, Ray (LB), Tennessee.....	2000-
Thompson, Ricky (WR), Baylor.....	1982
Thornton, Bill (RB), Nebraska.....	1963-65, '67
Thornton, Bruce (DE), Illinois.....	1982
Thurbon, Bob (B), Pittsburgh.....	1944
Thurman, Dennis (FS), Southern California.....	1986
Tilley, Pat (WR), Louisiana Tech.....	1976-86
Tillman, Pat (S), Arizona State.....	1998-2001
Times, Ken (DT), Southern.....	1981
Tinsley, Gaynell (E), Louisiana State.....	1937-38, '40
Tinsley, Jess (T), Louisiana State.....	1929-33
Tipton, Gregg (OB), Hawaii.....	1987
Tipton, Howard (B), Southern California.....	1933-37
Tolbert, Jim (S), Lincoln (Mo.).....	1973-75
Tonelli, Mario (B), Notre Dame.....	1940, '45
Toogood, Charley (G), Nebraska.....	1957
Toscani, Frank (B), St. Mary's (Calif.).....	1932
Tosi, Mao (DT), Idaho.....	2000-01
Towns, Robert (DB), Georgia.....	1960
Townsend, Curtis (LB), Arkansas.....	1978
Tracey, John (LB), Texas A&M.....	1959-60
Traynowicz, Mark (G), Nebraska.....	1988, '89
Tays, Jim (B), Penn State.....	1925
Triplett, Bill (RB), Miami (O.).....	1962-63, '65-66
Triplett, Wally (B), Penn State.....	1952-53
Trippi, Charley (B), Georgia.....	1947-55
Tripucka, Frank (OB), Notre Dame.....	1950-52
Tubbs, Jerry (LB), Oklahoma.....	1957-58
Tucker, Mark (C), Southern California.....	1993-94
Tupa, Tom (QB/P), Ohio State.....	1988-91
Turner, Herschel (GT), Kentucky.....	1964-65
Turner, Marcus (DB), UCLA.....	1989-91
Tyler, Pete (B), Hardin-Simmons.....	1937-38

U

Ucovich, Mitch (T), San Jose State.....	1945
Ulrich, Charles (T), Illinois.....	1954-58
Underwood, John (G), None.....	1929
Upshaw, Marvin (DT), Trinity (Tex.).....	1976
Usher, Darryl (WR), Illinois.....	1989

(All-Time Alphabetical Roster continued on page 282)

V

Vanden Bosch, Kyle (DE), Nebraska	2001-
Vander Poel, Mark (T), Colorado	1994
Van Galder, Tim (CB), Iowa State	1972-74
Vanzo, Fred (B), Northwestern	1941
Vatterott, Charles (T), Southwest Texas State	1987
Vaughan, Charles (B), Tennessee	1936
Vesser, John (E), Idaho	1927, '30-31
Villa, Danny (C/G/T), Arizona State	1992
Vodicka, Joe (B), None	1945
Vokaty, Otto (B), Heidelberg	1933
Volok, Bill (G), Tulsa	1934-39

W

Wadsworth, Andre (DE), Florida State	1998-00
Wager, Clint (E), St. Mary's (Minn.)	1943, '45
Wagstaff, Jim (B), Idaho State	1959
Wahler, Jim (DT), UCLA	1989-92
Wakefield, Fred (DE), Illinois	2001-
Walczak, Mark (TE), Arizona	1988
Waldron, Austin (G), Gonzaga	1927
Walker, Charles (DT/DE), Duke	1964-72
Walker, Darwin (DT), Tennessee	2000
Walker, Quentin (RB), Virginia	1984-85
Wallerstedt, Brett (LB), Arizona State	1993
Wallner, Fred (G), Notre Dame	1951-52, '54-55
Walz, Zack (LB), Dartmouth	1998-2001
Ware, Derek (TE), Central State (Okla.)	1992-94
Washington, Chris (LB), Iowa State	1990
Washington, Eric (DB), Texas-El Paso	1972-73
Washington, Lionel (DB), Tulane	1983-86
Waters, Andre (S), Cheyney State	1994
Watford, Gerry (E), Alabama	1953-54
Watkins, Bob (B), Ohio State	1958
Watt, Walt (B), Miami (Fla.)	1945
Weaver, Charles (G), Chicago	1930
Weber, Chuck (LB), West Chester State	1956-58
Wedel, Dick (G), Wake Forest	1948
Wehrli, Roger (CB), Missouri	1969-82
Waller, Ray (T), Nebraska	1926-27
Welter, Tom (G/T), Nebraska	1987
Wandt, Ken (G), Marquette	1932
West, Jeff (P), Cincinnati	1975
West, Stan (G), Oklahoma	1956-57
West, William (DB), Oregon	1960-61
Whalen, Bill (T), None	1920-24
Wham, Tom (E), Furman	1949-51
Wheeler, Ernie (B), North Dakota State	1939, '42
Wheeler, Ted (G), West Texas State	1967-68
Whitaker, Bill (DB), Missouri	1983-84
White, Anthony (RB), Kentucky	2002
White, Arthur (G), Alabama	1940-41
White, Paul (RB), Texas-El Paso	1970-71
White, Ray (LB), Syracuse	1975-76
Whiting, Teag (G), Brigham Young	2002-
Whitman, Laverne (B), Tulsa	1951-53
Wicks, Bob (WR), Utah State	1972
Widerquist, Chet (T), Washington & Jefferson	1925-28
Willard, Ken (RB), North Carolina	1974

Williams, Aeneas (CB), Southern	1991-2000
Williams, Bobby (DB), Central State (Okla.)	1966-67
Williams, Clarence (RB), Michigan	1999-2000
Williams, Clyde (T), Southern	1967-71
Williams, Chris (DL), American International	1991
Williams, Dave (WR), Washington	1967-71
Williams, Eric (LB), Southern California	1977-82
Williams, Gerald (CB), Langston	1980
Williams, Herb (DB), Southern	1961-82
Williams, Jake (T), Texas Christian	1929-33
Williams, James (CB), Fresno State	1994
Williams, Kevin (WR), Miami (Fla.)	1997
Williams, Rex (C), Texas Tech	1940
Williams, Jamie (TE), Nebraska	1983
Williams, Willie (T), Louisiana State	1990-92
Willingham, Larry (DB), Auburn	1971-72, '76
Wilson, Adrian (DB), North Carolina State	2001-
Wilson, Bernard (DT), Tennessee State	1994-98
Wilson, Bill (E), Gonzaga	1935-37
Wilson, Gordon (C), Texas Mines	1942-43, '45
Wilson, Karl (DE), Louisiana State	1989
Wilson, Larry (S), Utah	1960-72
Wilson, Mike (DB), Western Illinois	1969
Withrow, Cal (C), Kentucky	1974
Wolt, Joe (T/G), Boston College	1969-97
Wolfey, Ron (RB), West Virginia	1985-91
Wood, Bob (T), Alabama	1940
Wood, Mike (P/K), Southeast Missouri State	1978-79
Woodeshick, Tom (RB), West Virginia	1972
Woodruff, Jim (E), Pittsburgh	1926
Woods, LeVar (LB), Iowa	2001-
Woodson, Abe (DB), Illinois	1965-66
Woolsey, Rolly (DB), Boise State	1978
Word, Barry (RB), Virginia	1994
Wortman, Keith (G), Nebraska	1976-81
Wragge, Tony (G), New Mexico State	2002-
Wright, Charles (CB), Tulsa	1987
Wright, Nate (DB), San Diego State	1969-70
Wright, Steve (T), Alabama	1972
Wright, Willie (TE/H-B), Wyoming	1972-79
Wukits, Al (C), Duquesne	1944
Wyche, Sam (QB), Furman	1976

Y

Yablonski, Ventan (B), Columbia	1948-51
Yankowski, Ron (DE), Kansas State	1971-76
Yarr, Tom (C), Notre Dame	1933
Yeisley, Don (E), None	1927-28
Young, Bob (G), Howard Payne	1972-79
Young, Lonnie (FS), Michigan State	1985-90
Young, Michael (LB), Illinois	2001-
Younger, Jordan (DB), Connecticut	2000

Z

Zandofsky, Mike (G), Washington	1989
Zelencik, Frank (T), Oglethorpe	1939
Zimny, Bob (T), Indiana	1945-49
Zola, Clyde (G), Notre Dame	1920-23
Zook, John (DE), Kansas	1976-79
Zontini, Lou (B), Notre Dame	1940-41
Zordich, Michael (S), Penn State	1969-93

All-Time Numerical Roster

1

Driscoll, John "Paddy" (B), Northwestern	1920-25
Oglesby, Cedric (K), South Carolina State	2001
Stein, Bill (C), Fordham	1927-28

2

Dunn, Joe (B), Marquette	1925-26
Furrer, Will (OB), Virginia Tech	1993
Jones, Ben (B), Grove City	1927-28
Mohardt, John (B), Notre Dame (also wore #15)	1922-23
Peterson, Todd (K), Georgia	1994
Trippi, Charley (B), Georgia (also wore #62)	1947-55
Zoia, Clyde (G), Notre Dame (also wore #8)	1920-23

3

Butler, Kevin (K), Georgia	1996-97
Butts, Ed (B), Chico State (also wore #17)	1929
Erickson, Hal (B), Washington & Jefferson	1925-28
Gambrell, Billy (E), South Carolina	1963-67
Guglielmi, Ralph (OB), Notre Dame	1961
Izo, George (OB), Notre Dame	1960
King, Andy (B), West Virginia	1923-24
Klumb, John (E), Washington State (also wore #56)	1939-40
Lange, Jim (E), Montana State	1929
Rosenbach, Timm (OB), Washington State	1989-92
Scanlon, John (B), DePaul	1921

4

Anderson, Ed (E), Notre Dame (also wore #16, 22)	1922-25
Barry, Norm (B), Notre Dame	1921
Levy, Chuck (WR/RB/KR), Arizona	1994-95
Mahoney, Ike (B), Creighton	1925-28, '31
McGee, Bob (T), Santa Clara	1938
Reed, Joe (B), Louisiana State (also wore #16, 19)	1937, '39
Tays, Jim (B), Penn State	1925

5

Davis, Greg (K), Citadel	1991-96
Gillies, Fred (T), Cornell (also wore #10, 11)	1920-28
Hogeboom, Gary (OB), Central Michigan	1989
Hurlburt, John (G), Chicago	1924-25
Koehler, Bob (G), Northwestern (also wore #14, 18, 19)	1921-26
LaRosa, Paul (E), None	1920-21
May, Chad (OB), Kansas State	1996
Mitchell, Tywan (WR/TE), Minn. St.-Mankato (also wore #83)	1999-01
Risvold, Ray (B), St. Edwards (Tex.)	1927-28

6

Bryan, Jon (B), Chicago	1922
Crangle, John (B), Illinois	1923
Duncan, Tim (K), Oklahoma	2002-
Halstrom, Bernie (B), Illinois	1920-21
Hill, Don (B), Stanford	1929
Ilman, Ed (B), Montana	1928
Lamb, Rod (B), Lombard	1926-27, '33
Nedney, Joe (K), San Jose State	1997-99
Ranspot, Keith (E), Southern Methodist	1940
Wedel, Dick (G), Wake Forest	1948

7

Angsman, Elmer (B), Notre Dame	1946-52
Arterburn, Elmer (B), Texas Tech	1954
Beuerlein, Steve (OB), Notre Dame	1993-94
Dewell, Bill (E), Southern Methodist (also wore #41)	1940-41, '45-49
Egan, Dick (E), Wilmington (also wore #9)	1920-23
Esiason, Boomer (OB), Maryland	1996
Gramatica, Bill (K), South Florida	2001-
Grant, Hugh (B), St. Mary's (Calif.)	1928
Hall, John (B), Texas Christian (also wore #77)	1940-41, '43
Hogan, Tom (T), Detroit	1926
Ivy, Frank (Pop) (E), Oklahoma (also wore #42, 51)	1940-42, '45-47
Johnson, Ray (B), Denver	1940
Kupp, Craig (OB), Pacific Lutheran	1991
Leggett, Dave (B), Ohio State	1955
Marchibroda, Ted (OB), Detroit	1957
Nagel, Ray (B), UCLA	1953
Nagel, Ross (T), St. Louis	1942
Sachs, Len (E), Loyola (Ill.) (also wore #22)	1920-23, '25
Strader, Norman "Red" (B), St. Mary's (Calif.)	1927
Towns, Robert (OB), Georgia	1960

8 (Retired)

Lawrence, Jim (B), Texas Christian (also wore #11, 30)	1936-39
McHan, Lamar (OB), Arkansas	1954-58
McMahon, Byron (G), Cornell	1923
Tripucka, Frank (OB), Notre Dame	1950-52
Wilson, Larry (S), Utah (honored with number retirement)	1960-72
Zoia, Clyde (G), Notre Dame (also wore #2)	1920-23

9

Bucklin, Tom (B), Idaho	1927
Cowhig, Jerry (B), Notre Dame	1950
Egan, Dick (E), Wilmington (also wore #7)	1920-23
Foster, Ralph (T), Oklahoma A&M (also wore #60, 64, 77)	1945-46
Keenan, Sean (OB), Williams (Mass.)	2000
McMahon, Jim (OB), Brigham Young	1994
Method, Russ (B), None	1929
Pancieri, Don (OB), San Francisco	1952
Sauter, Cory (OB), Minnesota	1998

10

Atkinson, Jess (K), Maryland	1985
Beathard, Pete (OB), Southern California	1970-71
Buckeye, Garland (T), None (also wore #14)	1920-24
Claypool, Ralph (C), Purdue (also wore #30)	1925-26, '28
Donckers, Bill (OB), San Diego State	1976-77
Feagles, Jeff (P), Miami (Fla.)	1994-97
Fisher, Ev (B), Santa Clara (also wore #40)	1938-39
Garza, Sammy (OB), Texas-El Paso	1987
Gelbaugh, Stan (OB), Maryland	1991
Gillies, Fred (T), Cornell (also wore #5, 11)	1920-28
Lee, John (K), UCLA	1986
McInerney, Arnie (C), Notre Dame (also wore #11, 12)	1920-27
Player, Scott (P), Florida State	1998-
Swider, Larry (P), Pittsburgh	1980
Vesser, John (E), Idaho (also wore #28, 36)	1927, '30-31
Zontini, Lou (B), Notre Dame	1940-41

11

Agee, Sam (B), Vanderbilt	1938-39
Banonis, Vince (C), Detroit (also wore #32)	1942-'46-50
Bojovic, Novo (K), Central Michigan	1985
Bonner, Sherdrick (QB), California State-Northridge	1999
Bulger, Chet (T), Auburn (also wore #70, 73)	1942-43, '45-49
Elkins, Falt (B), Marshall	1939
Francis, Gene (B), Chicago	1926
Gillies, Fred (T), Cornell (also wore #5, 10)	1920-28
Gilmore, Bryan (WR), Midwestern (Tex.) St. (also wore #86)	2000-
Graham, Kent (QB), Ohio State	1996-97
Hock, John (T), Santa Clara	1950
Horne, Greg (P), Arkansas	1987-88
Humphrey, Buddy (QB), Baylor	1963-65
Joyce, Don (T), Tulane (also wore #71)	1951-53
Kasper, Kevin (WR), Iowa (also wore #82)	2002-
Lawrence, Jim (B), Texas Christian (also wore #8, 30)	1936-39
McInerney, Arnie (C), Notre Dame (also wore #10, 12)	1920-27
Moyrihan, Tim (C), Notre Dame (also wore #40)	1932-33
Nevers, Ernie (B), Stanford (also wore #44)	1929-31
O'Donoghue, Neil (K), Auburn	1980-85
Purdin, Cal (B), Tulsa	1943
Rooney, Bill (C), None	1929
Rundquist, Elmer (T), Illinois	1922
Schroeder, Jay (QB), UCLA	1994
Schubert, Eric (K), Pittsburgh	1986
Shaw, Dennis (QB), San Diego State	1974-75
Tinsley, Gaynell (E), Louisiana State (also wore #31, 49)	1937-38, '40
Weller, Ray (T), Nebraska	1926-27
Widerquist, Chet (T), Washington & Jefferson	1926-28

12

Braidwood, Charles (E), Tennessee-Chattanooga	1932
Brunner, Scott (QB), Delaware	1985
Carpenter, Chad (WR), Washington State	1997-99
Carrell, Duane (P), Florida State	1977
Davidson, Joe (G), Colgate	1928
Johnson, Charley (QB), New Mexico State	1961-69
Kassel, Charles (E), Illinois (also wore #43)	1929-33
Kethley, Gary (QB), Texas-El Paso	1973-75
Larson, Paul (QB), California	1957
Leonard, John (T), Indiana (also wore #19)	1922-23
Little, Steve (P/K), Arkansas	1978-80
Mackey, Kyle (QB), East Texas State	1984
McCown, Josh (QB), Sam Houston State	2002-
McInerney, Arnie (C), Notre Dame (also wore #10, 11)	1920-27
Murphy, Bill (G), Washington (Mo.) (also wore #25)	1940-41
Nisbett, Dave (E), Washington	1933
Pardonner, Earl (B), Purdue	1934-35
Roach, John (QB), Southern Methodist	1956, '59-60
Romanik, Steve (G), Villanova	1953-54
Russell, Doug (B), Kansas State (also wore #32, 33)	1934-39
Swanson, Evar (E), Lombard	1925-27
Stanley, Chad (P), Stephen F. Austin	2001
Tipton, Gregg (QB), Hawaii	1987
Tyler, Pete (B), Hardin-Simmons	1937-38
Vaughan, Charles (B), Tennessee	1936
Vokaty, Otto (B), Heidelberg	1933
Zelenick, Frank (T), Oglethorpe	1939

13

Chamberlin, Guy (C), Nebraska	1927
Crowder, Earl (B), Oklahoma	1939
Gallery, Jim (K), Minnesota	1987
Jacke, Chris (K), Texas-El Paso	1998-99
Maynard, Don (WR), Texas-El Paso	1973

14

Buckeye, Garland (T), None (also wore #10)	1920-24
Cater, Greg (P), Tennessee-Chattanooga	1986-87
Cherry, Ed (B), Hardin-Simmons	1938-39
Cuff, Ward (B), Marquette	1946
Drake, Kevin (WR), Alabama-Birmingham	1998
Etcheverry, Sam (QB), Denver	1961-62
Folz, Art (B), Chicago (also wore #17)	1923-25
Greisen, Chris (QB), Northwest Missouri State	1999-01
Koehler, Bob (G), Northwestern (also wore #5, 18, 19)	1921-26
Loyd, Mike (QB), Missouri Southern State	1979-80
Madden, Lloyd (B), Colorado Mines	1940
Marelli, Ray (G), Notre Dame	1928
Marquardt, John (E), Illinois	1921
Molvor, Rick (QB), Texas	1984-85
Nofsinger, Terry (QB), Utah	1965-66
Roberts, Hal (P), Houston	1974
Slater, Fred (T), Iowa (also wore #47, 91)	1926-31
Williams, Kevin (WR), Miami (Fla.) (also wore #84)	1997

15

Blanchard, Cary (K), Oklahoma State	2000-01
Blumer, Herb (E), Missouri (also wore #17, 20)	1925-30, '33
Bruckner, Les (B), Michigan State	1945
Case, Stoney (QB), New Mexico	1995-98
Christman, Paul (QB), Missouri (also wore #44)	1945-49
Cuzzo, Gary (QB), Virginia	1972
Curran, Harry (B), Boston College	1920-21
Curzon, Harry (B), None	1928
Houghton, Jerry (T), Washington State	1951
Lomax, Neil (QB), Portland State	1981-89
Mohardt, John (B), Notre Dame (also wore #2)	1922-23
Parker, Buddy (B), Centenary	1937-43
Parsons, Preston (QB), Northern Arizona	2002-
Pisarkiewicz, Steve (QB), Missouri	1977-79
Springsteen, Bill (E), Lehigh (also wore #18)	1927-28
Wyche, Sam (QB), Furman	1976
Zimny, Bob (T), Indiana (also wore #63)	1945-49

16

Adams, Henry (C), Pittsburgh	1939
Anderson, Ed (E), Notre Dame (also wore #4, 22)	1922-25
Austin, Kent (QB), Mississippi	1986
Brennan, Willis (T), None (also wore #18, 19)	1920-27
Buck, Mike (QB), Maine	1995
Camarillo, Rich (P), Washington	1989-93
Erickson, Mickey (C), Northwestern	1930-31
Hill, King (QB), Rice	1960-69
Knight, Charles (C), None	1920-21
Lisch, Rusty (QB), Notre Dame	1980-84
Plasman, Dick (E), Vanderbilt	1946-47
Plummer, Jake (QB), Arizona State	1997-02
Van Galder, Tim (QB), Iowa State	1972-74

17

Arapostathis, Evan (P/K), Eastern Illinois	1986
Blumer, Herb (E), Missouri (also wore #15, 20)	1925-30, '33
Brown, Dave (QB), Duke	1998-2001
Butts, Ed (B), Chico State (also wore #3)	1929
Chandler, Chris (QB), Washington	1991-93
Compton, Ogden (QB), Hardin-Simmons	1955
Del Greco, Al (K), Auburn	1987-90
Folz, Art (B), Chicago (also wore #14)	1923-25
Hanlon, Bob (B), Loras	1948
Hart, Jim (QB), Southern Illinois	1966-83
Krieg, Dave (QB), Milton	1995

Kuharich, Joe (G), Notre Dame (also wore #88)	1940-41, '45
Larson, Fred (C), Notre Dame	1929
Lauro, Lin (B), Pittsburgh	1951
Mason, Joel (E), Western Michigan	1939
Merkovsky, Elmer (T), Pittsburgh	1944
Montgomery, Ralph (T), Centre	1923
Nolan, Earl (T), Arizona	1937-38
Parker, Ezekiel (WR), Louisville	2002-
Randolph, Claire (C), Indiana	1930
Rexer, Freeman (E), Tulane (also wore #62, 63)	1943, '45
Reynolds, Mack (QB), Louisiana State	1958-59
Root, Jim (QB), Miami (O.)	1953, '56
Rydzewski, Frank (T), Notre Dame	1921
Schneidman, Herman (B), Iowa	1940
Swartz, Chris (QB), Morehead State	1994
Waldron, Austin (G), Gonzaga	1927

18

Albert, Sergio (K), U.S. International	1974
Babartsky, Al (T), Fordham (also wore #24, 46)	1938-39, '41-42
Birdsong, Carl (P), Southwestern Oklahoma State	1981-85
Brennan, Willis (T), None (also wore #16, 19)	1920-27
Curran, Don (E), Boston College (also wore #54)	1943
Ellis, Walt (T), Detroit	1926-27
Gainor, Charles (E), North Dakota	1939
Harmon, Ham (C), Tulsa	1937
Holm, Bernie (B), Alabama	1932
Hughes, Bernie (C), Oregon	1934-36
Jackson, John (WR), Southern California (also wore #80)	1990-92
Kiesling, Walt (G), St. Thomas (Minn.) (also wore #19, 49)	1929-33
Kiley, Roger (E), Notre Dame	1923
Koehler, Bob (G), Northwestern (also wore #5, 14, 18, 19)	1921-26
Knox, Kevin (WR), Florida State (also wore #82)	1994
Larson, Lou (B), None	1929
Manges, Mark (QB), Maryland	1978
McCullough, Andy (WR), Tennessee	1998-99
Moe, Hal (B), Oregon State	1933
Mulleneaux, Lee (C), Arizona	1938
Petrovich, George (T), Texas	1949-50
Schwartz, Elmer (B), Washington State	1932

Soliday, Jake (WR), Northern Iowa	2002-
Springsteen, Bill (E), Lehigh (also wore #15)	1927-28
Stout, Cliff (QB), Youngstown State	1986-88
Walner, Fred (G), Notre Dame (also wore #61, 68)	1951-52, '54-55

19

Brennan, Willis (T), None (also wore #16, 18)	1920-27
Halloran, Shawn (QB), Boston College	1987
Jenkins, MarTy (WR), Nebraska-Omaha (also wore #82)	1999-02
Kiesling, Walt (G), St. Thomas (Minn.) (also wore #18, 49)	1929-33
Killner, Lyons (G), None	1928
Koehler, Bob (G), Northwestern (also wore #5, 14, 18, 19)	1921-26
Leonard, John (T), Indiana (also wore #12)	1922-23
Lillard, Joe (B), Oregon State	1932-33
May, Bill (B), Louisiana State	1937-38
Mehring, Pete (T), Kansas (also wore #23)	1934-36
Murphy, Jim (B), St. Thomas (Minn.)	1928
Poole, Nathan (WR), Marshall	2001, '02
Reed, Joe (B), Louisiana State (also wore #4, 16)	1937, '39
Rucinski, Ed (E), Indiana (also wore #51)	1943-46
Sacca, Tony (QB), Penn State	1992-93
Smith, Charles (B), Georgia	1947
Spiller, Phil (DB), California State-Los Angeles	1967
Tupa, Tom (QB/P), Ohio State	1988-91
Underwood, John (G), None	1929
Williams, Jake (T), Texas Christian (also wore #42)	1929-33
Wood, Mike (P/K), Southeast Missouri State	1978-79

20

Anderson, Damien (RB), Northwestern	2002-
Auer, Howard (T), Michigan	1933
Bailey, Claron "Monk" (DB), Utah	1964-65
Bailey, Johnny (RB/KR), Texas A&I	1992-93
Barber, Mike (WR), Marshall	1989
Barnes, Mike (DB), Texas-Arlington	1967-68
Bell, Gordon (RB), Michigan	1978-79
Blumer, Herb (E), Missouri (also wore #15, 17)	1925-30, '33
Chappell, Leon (G), None	1920-21
Coffee, Jim (B), Louisiana State	1937-38
Cross, Bill (B), West Texas State	1951-53
Curtis, Travis (FS), West Virginia	1987-88
Farr, Miller (DB), Wichita State	1970-72
Goble, Les (B), Alfred	1954-55
Hall, Ken (RB), Texas A&M	1959, '61
Kenneally, George (G), St. Bonaventure	1930
Lewis, Woodley (B), Oregon	1956-59
Moore, Ronald (RB), Pittsburg State (Kan.) (also wore #30)	1993-94, '97
Neuman, Bob (E), Illinois Wesleyan	1934-36
Oliver, Clancy (CB), San Diego State	1973
Ramsey, Garrard (G), William & Mary	1946-51
Robt, Hal (B), Wisconsin State-Oshkosh	1945
Sensibaugh, Mike (S), Ohio State	1972-77
Vodicka, Joe (B), None	1945
Waters, Andre (S), Cheyney State	1994
Willard, Ken (RB), North Carolina	1974

21

Beal, Norm (DB), Missouri	1962
Blackwell, Hal (B), South Carolina	1945
Bohmann, Frank (G), Marquette	1942
Campbell, Bill (G), Oklahoma (also wore #53)	1945-49
Davis, Cedric (CB), Tennessee State	1995
Davis, Dexter (DB), Clemson (also wore #48)	1991-93
Dowling, Pat (E), DePaul	1929
Eaton, Tracey (S), Portland State	1990
Greene, Ed (E), Loyola (Ill.)	1926-27
Hardy, Jim (B), Southern California (also wore #22, 24)	1949-51
Hill, Renaldo (CB), Michigan State (also wore #45)	2001-
Horstmann, Roy (B), Purdue (also wore #42)	1934
Jackson, Mark (CB), Abilene Christian	1987
Johnson, Al (B), Kentucky	1939-41
Keane, Tom (B), West Virginia	1955
Kingery, Ellsworth (B), Tulane	1954
Malloy, Les (B), Loyola (Ill.)	1931-33
Metcalf, Eric (WR/KR), Texas	1996
Metcalf, Terry (RB), California State-Long Beach	1973-77
Minfield, Kevin (DB), Arizona State	1997
Pangle, Hal (B), Oregon State	1935-38
Robnett, Marshall (G), Texas A&M (also wore #43)	1943, '45
Sandifer, Dan (B), Louisiana State	1953
Sears, Jim (DB), Southern California	1954, '57-58
Smith, Wilfred (E), DePaul	1923-25
Stief, Dave (WR), Portland State (also wore #84)	1978-82
Stovall, Jerry (DB), Louisiana State	1963-71
Tinsley, Jess (T), Louisiana State (also wore #31)	1929-33
Whitman, Laverne (B), Tulsa	1951-53
Williams, Clarence (RB), Michigan	1999-2000
Williams, James (CB), Fresno State	1994
Yelsley, Don (E), None	1927-28

(All-Time Numerical Roster continued on page 286)

(All-Time Numerical Roster continued from page 285)

22

Anderson, Ed (E), Notre Dame (also wore #4, 16)	1922-25
Baker, Conway (T), Centenary	1936-43, '45
Burl, Alex (B), Colorado A&M	1956
Duerson, Dave (DB), Notre Dame	1991-93
Gault, Prentice (RB), Oklahoma	1961-67
Gehrke, Fred (B), Utah	1950
Gordon, Lou (T), Illinois	1930-35
Hardy, Jim (B), Southern California (also wore #21, 24)	1949-51
Higgs, Mark (RB), Kentucky	1994-95
Jackson, Charley (B), Southern Methodist	1958
Kay, Bill (DB), Purdue	1984
Knight, Tom (CB), Iowa (also wore #24)	1997-2001
Mallouf, Ray (B), Southern Methodist (also wore #78, 98)	'46-48
Sachs, Len (E), Loyola (Ill.) (also wore #7)	1920-23, '25
Starks, Duane (CB), Miami (Fla.) (also wore #28)	2002-
Wehrli, Roger (CB), Missouri	1969-82
Wilson, Adrian (DB), North Carolina State (also wore #24)	2001-

23

Blazine, Tony (T), Illinois Wesleyan	1935-40
Bradford, Ronnie (CB), Colorado	1996
Butler, John (B), Tennessee	1944
Clement, John (B), Southern Methodist	1941
Granger, Charles (G/T), Southern	1961
Haarst, Garrison (RB), Georgia	1993-95
McGee, Dell (CB), Auburn (also wore #24)	1996-98
Mehring, Pete (T), Kansas (also wore #19)	1934-36
Paremore, Bob (RB), Florida A&M	1963-64
Perrin, Benny (FS), Alabama	1982-85
Rhinehart, Coby (DB), Southern Methodist	1999-
Roland, Johnny (RB), Missouri	1966-72
Scott, Ed (FS), Grambling	1987
Speegle, Cliff (C), Oklahoma (also wore #64)	1945
Stone, Ken (DB), Vanderbilt	1977-80
Thurman, Dennis (FS), Southern California	1986
Turner, Marcus (DB), UCLA	1989-91
Whalen, Bill (T), None	1920-24

24

Babartsky, Al (T), Fordham (also wore #18, 46)	1938-39, '41-42
Baker, Roy (B), Southern California	1929-30
Bates, Mario (RB), Arizona State	1998-99
Brosky, Al (B), Illinois	1954
Brown, Terry (DB), Oklahoma State	1969-70
Carr, Jim (B), Morris Harvey	1955, '57
Cochran, John (B), Wake Forest	1947-50
Collins, Paul (B), Missouri	1945
Creighton, Milan (E), Arkansas (also wore #25)	1931-37
Currie, Herschel (DB), Oregon State	1994
Hardy, Jim (B), Southern California (also wore #21, 22)	1949-51
Hunter, Patrick (CB), Nevada	1995
Hust, Al (B), Tennessee	1946
Kellogg, Clarence (B), St. Mary's (Calif.)	1936
Knight, Tom (CB), Iowa (also wore #22)	1997-2001
Kuzman, John (T), Fordham	1941
McCarthy, John (B), St. Francis	1944
McGee, Dell (CB), Auburn (also wore #23)	1996-98
Morris, Wayne (RB), Southern Methodist	1976-83
O'Connor, Dan (G), Georgetown	1920-24
Olson, Carl (T), UCLA	1942
Patrick, Frank (B), Pittsburgh	1938-39
Psalis, Jim (B), Southern California	1953, '55
Reynolds, John (C), Baylor	1937
Sitko, Emil (B), Notre Dame	1951-52

Stacy, William (DB), Mississippi State	1959-63
Watkins, Bob (B), Ohio State	1958
Wilson, Adrian (S), North Carolina State (also wore #22)	2001-
Wolfe, Ron (RB), West Virginia	1985-91

25

Bakken, Jim (K), Wisconsin	1962-78
Belden, Charles (B), St. Mary's (Calif.) (also wore #39)	1929-31
Blair, Stanley (CB), Southeastern Oklahoma State	1990
Blount, Eric (RB/KR), North Carolina	1992-93
Brooks, Carlos (DB), Bowling Green	1995
Chavous, Corey (DB), Vanderbilt	1998-2001
Clark, Beryl (B), Oklahoma	1940
Creighton, Milan (E), Arkansas (also wore #24)	1931-37
Dowell, Gwyn (B), Texas Tech	1935-36
Eckl, Bob (T), Wisconsin (also wore #46)	1945
Green, Roy (DB/WR), Henderson State (also wore #81)	1979-90
Greene, Frank (B), Tulsa	1934
Higgins Jim (G), Trinity Texas	1941
Koken, Mike (B), Notre Dame	1933
Krejci, Joe (E), Peru State (Ind.)	1934
McAfee, Fred (RB), Mississippi College	1994
Mitchell, Roland (CB), Texas Tech	1988-89
Moore, Bill (B), Loyola (La.)	1932
Murphy, Bill (G), Washington (Mo.) (also wore #12)	1940-41
Neill, Jim (B), Texas Tech	1939
Nolan, Dick (B), Maryland	1958
Norton, Jerry (DB), Southern Methodist	1959-61
Prentice, Travis (RB), Miami (O.)	2002-
Schilling, Andy (WR), Miami (O.)	1988-89
Sims, Ken (CB), Iowa	1987

26

Apolskis, Ray (T), Marquette (also wore #69, 75)	1941-42, '45-50
Bogue, George (B), Stanford	1930
Brown, J.B. (DB), Maryland	1998
Cecil, Chuck (FS), Arizona	1993
Colbert, Rony (DB), Lamar	1977
Cook, Dave (B), Illinois	1934-36
Crump, Dwayne (DB), Fresno State	1973-76
Dougherty, Phil (C), Santa Clara	1938
Downs, Michael (FS), Rice	1989
Field, Amod (WR), Montclair State	1990-91
Fisher, Mike (WR), Baylor	1981
Handler, Phil (G), Texas Christian (also wore #32, 46)	1930-36
Heidel, Jimmy (DB), Mississippi	1966
Hultz, George (DT), Southern Mississippi	1962
Jones, Thomas (RB), Virginia	2000-02
Jones, Tony (DB), Syracuse (also wore #37)	1995
Latourette, Chuck (DB/P), Rice	1967-68, 70-71
Ledbetter, Homer (B), Arkansas	1932-33
Lott, Thomas (RB), Oklahoma	1979
Lyles, Lester (FS), Virginia	1988
Miller, Milford (G), Chadron State	1936-37
Price, Mitchell (DB), Tulane	1992
Schmitt, George (S), Delaware	1983
Smith, Ben (DB), Georgia	1995-96
Smith, George (B), Villanova	1943
Steinbach, Larry (T), St. Thomas (Minn.)	1931-33

27

Allen, Carl (DB), Southern Mississippi	1977-82
Diehl, Charles (G), Idaho	1930-31
Dugan, Len (C), Wichita (also wore #46, 48)	1937-39
Eason, Nijrell (DB), Arizona State	2002-
Howard, Ty (CB), Ohio State (also wore #29)	1997-98

Johnson, Gregory (SS), Oklahoma State	1987
Lokanc, Joe (G), Northwestern	1941
Martin, Glen (B), Southern Illinois	1932
Mayes, Tony (FS), Kentucky	1987
Moss, Eddie (RB), Southeast Missouri State	1973-76
Oldham, Chris (DB), Oregon	1991, '92, '93-94
Paul, Tito (DB), Ohio State	1995-97
Shivers, Roy (RB), Utah State	1966-72
Taylor, Jay (CB), San Jose State	1989-92
Tipton, Howard (B), Southern California (also wore #34)	1933-37

28

Bennett, Tommy (S), UCLA	1996-2000
Berry, Gil (B), Illinois	1935
Bonelli, Ernie (B), Pittsburgh	1945
Carter, Ross (G), Oregon	1936-39
Ciccione, Ben (C), Duquesne	1942
Evans, Dick (E), Iowa (also wore #35)	1940-43
Farmer, Ted (RB), Oregon	1978
Flenniken, Max (B), Geneva	1930
Giblin, Robert (DB), Houston	1977
Griffith, Homer (B), Southern California (also wore #33)	1934
Jeffery, Tony (RB), Texas Christian	1988
Lainhart, Porter (B), Washington State	1933
Lofton, Steve (DB), Texas A&M (also wore #42)	1991-93
Nesbitt, Dick (B), Drake (also wore #47)	1933
Ogden, Ray (FL), Alabama	1965-66
Pittman Charlie, (RB), Penn State	1970
Rankin, Walt (B), Texas Tech (also wore #40, 42, 63)	1941, '43, '45-47
Rashad, Ahmad (WR), Oregon	1972-73
Shaw, Jesse (G), Southern California	1931
Starks, Duane (CB), Miami (Fla.) (also wore #22)	2002-
Stringer, Scott (DB), California	1974
Toscani, Frank (B), St. Mary's (Calif.)	1932
Vesser, John (E), Idaho (also wore #10, 36)	1927, '30-31

29

Britton, Earl (B), Illinois	1929
Carter, Joe (E), Southern Methodist	1945
Cosner, Don (B), Montana State	1939
Doyle, Ted (E), Nebraska	1944
Harris, Quentin (DB), Syracuse	2002-
Hobley, Liffort (DB), Louisiana State	1985
Holloway, Johnny (CB), Kansas	1987
Holman, Scott (WR), Oregon	1986
Howard, Ty (CB), Ohio State (also wore #27)	1997-98
Keys, Brady (DB), Colorado State	1966
Lynch, Lorenzo (DB), California State-Sacramento	1990-95
Martin, John (B), Oklahoma	1941-44
McDonnell, Mickey (B), None (also wore #44)	1925-30
Murrell, Adrian (RB), West Virginia	1998-99
Shelley, Dex (B), Texas	1932
Williams, Gerald (CB), Langston	1980
Wood, Bob (T), Alabama	1940

30

Allen, Ed (E), Creighton	1928
Boyd, Bill (B), Westminster (Mo.)	1930-31
Bradley, Bill (DB), Texas	1977
Bradley, Hal (G), Iowa	1928
Brown, Lance (DB), Indiana	1995-96
Bryant, Charlie (RB), Allen (S.C.)	1966-67
Chisick, Andy (C), Villanova	1940-41
Claypool, Ralph (C), Purdue (also wore #10)	1925-26, '28
Finn, Bernie (B), Holy Cross	1932
Hammond, Gary (WR), Southern Methodist	1973-76
Hansen, Cliff (B), Luther	1933

Hinchman, Hub (B), Butler (also wore #32)	1933-34
Lawrence, Jim (B), Texas Christian (also wore #8, 11)	1936-39
Little, David (TE), Middle Tennessee State	1990
McElroy, Leeland (RB), Texas A&M	1996-97
Mitchell, Stump (RB), Citadel	1981-89
Monahan, Regis (G), Ohio State	1939
Moore, Ronald (RB), Pittsburg State (Kan.) (also wore #20)	1993-94, '97
Morrow, John (G), Kearney State	1937-38
Person, Ara (TE), Morgan State	1972
Peterson, Ken (B), Gonzaga	1935
Shelby, Willie (RB), Alabama	1978
Simas, Bill (B), St. Mary's (Calif.)	1932-33
White, Anthony (RB), Kentucky	2002
White, Paul (RB), Texas-El Paso	1970-71

31

Ashton, Josh (RB), Tulsa	1975
Beatty, Chuck (DB), North Texas State	1972
Brown, Rod (FB), North Carolina State	1997-98
Daanen, Jerry (WR), Miami (Fla.) (also wore #41)	1968-70
Davis, Jerry (B), Southeast Louisiana	1948-51
Failing, Fred (G), Central J.C. (Kan.)	1930
Fain, Richard (DB), Florida	1991
Ferrell, Earl (RB), East Tennessee State	1982-89
Field, Harry (T), Oregon State	1934-36
Fife, Ralph (G), Pittsburgh	1942, '45
Fitzgibbon, Paul (B), Creighton	1928
Hammack, Malcolm (RB), Florida	1955, 57-66
Harris, Odie (DB), Sam Houston State	1992-94
Hummel, Arnie (B), Lombard	1927
Johnston, Jimmy (B), Washington	1946
Shipp, Marcel (RB), Massachusetts	2001-
Symank, John (DB), Florida	1963
Terry, Ryan (RB), Iowa	1995-96
Tinsley, Gaynell (E), Louisiana State (also wore #11, 49)	1937-38, '40
Tinsley, Jess (T), Louisiana State (also wore #21)	1929-33
Weaver, Charles (G), Chicago (also wore #32)	1930
Wilson, Gordon (C), Texas Mines	1942-43, '45

32

Anderson, Ottis (RB), Miami (Fla.)	1979-86
Banonis, Vince (C), Detroit (also wore #11)	1942, '46-50
Daddio, Bill (E), Pittsburgh	1941-42
Deskin, Versil (E), Drake (also wore #45)	1935-39
Flagler, Terrence (RB), Clemson	1990-91
Gray, Oscar (FB), Arkansas	1995
Grosvenor, George (B), Colorado	1936-37
Handler, Phil (G), Texas Christian (also wore #26, 32)	1930-36
Harrison, Reggie (RB), Cincinnati	1974
Harvey, Frank (FB), Georgia	1994
Hayden, Leo (RB), Ohio State	1972-73
Hinchman, Hub (B), Butler (also wore #30)	1933-34
Holmer, Walt (B), Northwestern	1931-32
Johnson, LeShon (RB), Northern Illinois	1995-97
Jordan, Torry (RB), Kansas State	1988-89
Latin, Jerry (RB), Northern Illinois	1975-78
Mooney, Jim (T), Georgetown	1935
Pittman, Michael (RB), Fresno State	1998-2001
Russell, Doug (B), Kansas State (also wore #12, 33)	1934-39
Weaver, Charles (G), Chicago (also wore #31)	1930
Word, Barry (RB), Virginia	1994

(All-Time Numerical Roster continued on page 288)

33

Barnes, Lawrence (RB), Tennessee State	1978
Belton, Willie (RB), Maryland State	1973-74
Buile, Kevin (RB), Mississippi State	1997
Brown, Ivory Lee (RB), Arkansas-Pine Bluff	1991-92
Brown, Theotis (RB), UCLA	1979-81
Burch, John (RB), Tennessee-Martin	1989
Cahill, Ron (B), Holy Cross	1943
Cheatham, Lloyd (QB), Auburn (also wore #66)	1942
Crenshaw, Willis (FB), Kansas State	1964-69
Evans, Earl (T), Harvard	1925
Glick, Frederick (DB), Colorado A&M	1960-61
Gray, Tim (DB), Texas A&M	1975
Griffith, Homer (B), Southern California (also wore #28)	1934
Jackson, Roland (FB/LB), Rice	1962
Knolla, John (B), Creighton	1942, '45
Lee, Monte (LB), Texas	1961
Lind, Al (C), Northwestern	1936
Matson, Olie (RB), San Francisco	1952-58
McAdoo, Derrick (RB), Baylor	1987-88
McCullough, Hugh (B), Oklahoma	1940-41
Okoniewski, Steve (DT), Washington (also wore #36)	1976
Pappio, Joe (B), Haskell	1930
Russell, Doug (B), Kansas State (also wore #12, 32)	1934-39
Scobey, Josh (RB), Kansas State	2002-
Semes, Bernie (B), Duquesne	1944
Walker, Quentin (RB), Virginia	1984-85
Willingham, Larry (DB), Auburn	1971-72, '76
Yablonski, Ventan (B), Columbia	1948-51

34

Clark, Jessie (RB), Arkansas	1988-89
Glasgow, Willis (B), Iowa	1931
Harder, Pat (B), Wisconsin	1946-50
Heater, Don (RB), Montana Tech	1972
Hickman, Larry (B), Baylor	1959
Hoage, Terry (S), Georgia	1994-96
Hunter, Monty (DB), Salem College	1983
Jones, Steve (RB), Duke	1974-78
Koman, William (LB), North Carolina	1959-67
Makovicka, Joel (FB), Nebraska	1999-02
Mumford, Tony (RB), Penn State	1985
Rooney, Cobb (E), None	1929-30
Rosema, Rocky (LB), Michigan	1968-71
Thompson, Anthony (RB), Indiana	1990-92
Tipton, Howard (B), Southern California (also wore #27)	1933-37

35

Burkett, Jeff (E), Louisiana State (also wore #88, 89)	1947
Childress, Joe (RB), Auburn	1960, '62-65
Duggins, George (E), Purdue (also wore #43)	1934
Evans, Dick (E), Iowa (also wore #28)	1940-43
Griffin, Jeff (CB), Utah	1981-85
Kochel, Mike (G), Fordham	1939
Maple, Howard (B), Oregon State	1930
Masters, Walt (QB), Pennsylvania (also wore #40)	1943-44
Mims, Robert (RB), Kansas	1988
Otis, Jim (RB), Ohio State	1973-78
Rogers, Glynn (G), Texas Christian	1939
Smith, Dennis (TE), Utah	1990
Stegent, Larry (RB), Texas A&M	1971
White, Arthur (G), Alabama	1940-41
Williams, Aeneas (CB), Southern	1991-00

36

Balas, Frank (B), Iowa (also wore #44)	1941, '45
Barrett, David (CB), Arkansas	2000-
Bukant, Joe (B), Washington (Mo.)	1942-43
Butler, Jim (RB), Edward Waters (Fla.)	1972
Christopherson, Ryan (FB), Wyoming	1996
Harrington, Perry (RB), Jackson State	1984-85
Lane, MacArthur (R), Utah State	1968-71
Mestnik, Frank (RB), Marquette	1960-61
Okoniewski, Steve (DT), Washington (also wore #33)	1976
Olszewski, Johnny (B), California	1953-57
Pasquariello, Ralph (B), Villanova	1951-52
Phillips, Rod (RB), Jackson State	1979-80
Reaves, Ken (S), Norfolk State	1974-77
Ribble, Loran (G), Hardin-Simmons	1933
Sikahema, Val (RB/KR), Brigham Young	1986-90
Sloan, Dwight (QB), Arkansas	1938
Szot, Walt (T), Bucknell	1946-48
Thornton, Bill (RB), Nebraska	1963-65, '67
Vesser, John (E), Idaho (also wore #10, 28)	1927, '30-31
Withrow, Cal (C), Kentucky	1974

37

Allen, Jeff (DB), Iowa State	1971
Brown, Hardy (LB), Tulsa	1956
Centers, Larry (RB), Stephen F. Austin	1990-98
Cowan, Larry (RB), Jackson State	1987
Fischer, Pat (DB), Nebraska	1961-67
Geri, Joe (B), Georgia	1952
Goodman, Don (RB), Cincinnati (also wore #40)	1987
Greene, Ken (DB), Washington State	1978-82
Guidry, Kevin (CB), Louisiana State	1989
Jones, Tony (DB), Syracuse (also wore #26)	1995
King, Emmett (B), None	1954
Lach, Steve (B), Duke	1942
Moore, Ricky (FB), Alabama	1988
Owens, Marv (WR), San Diego State	1973
Philpott, Dean (B), Fresno State	1958
Rose, Gene (DB), Wisconsin (also wore #38)	1929-32
Schwall, Vic (B), Northwestern (also wore #89)	1947-50
Self, Clarence (B), Wisconsin	1949
Spinks, Jack (G), Alcorn A&M	1953
Stewart, Vaughn (C), Alabama	1943
Wilson, Mike (DB), Western Illinois	1969
Woodeshick, Tom (RB), West Virginia	1972

38

Burns, Leon (RB), California State-Long Beach	1972
Crass, Bill (B), Louisiana State	1937
Dunstan, Elwyn (T), Portland	1938-39
Harris, Kenny (DB), North Carolina State	1997
Nelson, Lee (S), Florida State	1976-86
Rose, Gene (DB), Wisconsin (also wore #37)	1929-32
Sabados, Andy (G), Citadel	1939-40
Scales, Hurlis (DB), North Texas State	1974
Shook, Fred (C), Texas Christian	1941
Triplett, Bill (RB), Miami (O.)	1962-63, '65-66
Zordich, Michael (S), Penn State	1989-93

39

Belden, Charles (B), St. Mary's (Calif.) (also wore #25)	1929-31
Curcillo, Tony (B), Ohio State	1953
DeCorréant, Bill (B), Northwestern	1947-48
Drulis, Al (B), Temple	1945-46
Edwards, Cid (RB), Tennessee State	1968-71
Harrell, Willard (RB), Pacific	1978-84

Henesey, Brian (RB), Bucknell	1994
Johnson, Johnny (RB), San Jose State	1990-92
McKinley, Dennis (FB), Mississippi State	1999-2002
Perko, John (G), Minnesota	1944
Richardson, C.J. (DB), Miami (Fla.)	1995
Sargent, Broderick (RB), Baylor	1986-87

40

Adams, Michael (CB), Arkansas State	1989
Bredde, Bill (B), Oklahoma A&M	1954
Conrad, Bobby Joe (FL), Texas A&M	1960-68
Crow, London (DB), Southern California	1955-57
Fisher, Ev (B), Santa Clara (also wore #10)	1938-39
Gay, Bill (B), Notre Dame	1951-52
Goodman, Don (RB), Cincinnati (also wore #37)	1987
Greene, Doug (DB), Texas A&I	1978
Love, Randy (RB), Houston	1979-85
Massey, Robert (DB), North Carolina Central	1991-93
Masters, Walt (DB), Pennsylvania (also wore #35)	1943-44
Moore, Derrick (RB), Northeastern State (Okla.)	1996-97
Moyntian, Tim (C), Notre Dame (also wore #11)	1932-33
Notman, Bob (C), None	1945
Popovich, John (B), St. Vincent	1944
Rankin, Walt (B), Texas Tech (also wore #28, 42, 63)	1941, '43, '45-47
Sarringhaus, Paul (B), Ohio State	1946
Smith, Bill (E), Washington	1934-39
Tillman, Pat (S), Arizona State	1998-2001
Triplett, Wally (B), Penn State	1952-53
Washington, Eric (DB), Texas-El Paso	1972-73
Yarr, Tom (C), Notre Dame	1933

41

Bedford, Vance (CB), Texas	1982
Bova, Tony (E), St. Francis	1944
Carter, Carl (CB), Texas Tech	1986-89
Carter, Willie (B), Tennessee State	1953
Daanen, Jerry (WR), Miami (Fla.) (also wore #31)	1968-70
Dewell, Bill (E), Southern Methodist (also wore #7)	1940-41, '45-49
Duren, Clarence (S), California	1973-76
Ghersanich, Vernon (G), Auburn	1943
Hill, James (DB), Sam Houston State	1960-64
Lucas, Justin (DB), Abilene Christian	1999-
Murphy, Tom (B), Arkansas	1934
Polsfort, Fran (E), Washington State	1950-52
Provost, Ted (DB), Ohio State	1971
Rogge, George (E), Iowa	1931-33
Sarboe, Phil (B), Washington State	1934-36
Shenefelt, Paul (T), Manchester	1934-35
Thomas, Jim (G), Oklahoma	1939-40
Wheeler, Ernie (B), North Dakota State	1939, '42
Wright, Nate (DB), San Diego State	1969-70

42

Booty, John (DB), Texas Christian	1993
Detwiler, Chuck (S), Utah State	1973
Dove, Bob (E), Notre Dame	1948-53
Duggan, Gil (T), Oklahoma (also wore #60, 64)	1942-43, '45
Goldberg, Marshall "Biggie" (B/DB), Pittsburgh	1939-40, '46-48
(also wore #73, 99)	
Horstmann, Roy (B), Purdue (also wore #21)	1934
Ivy, Frank (Pop), (E), Oklahoma (also wore #7, 51)	1940-42, '45-47
Johnson, Bobby (DB), Texas	1985-86
Lassiter, Kwame (DB), Kansas	1995-02
Lofton, Steve (DB), Texas A&M (also wore #28)	1991-93
Preston, John (SS), Central State (Okla.)	1987
Rankin, Walt (B), Texas Tech (also wore #28, 40, 63)	1941, '43, '45-47
Sanders, Lonnie (DB), Michigan State	1968-69

Thompson, Norm (DB), Utah (also wore #43)	1971-76
Wicks, Bob (WR), Utah State	1972
Williams, Herb (DB), Southern	1981-82
Williams, Jake (T), Texas Christian (also wore #42)	1929-33
Wilson, Bill (E), Gonzaga	1935-37
Woodson, Abe (DB), Illinois	1965-66

43

Anderson, Stevie (WR), Grambling State (also wore #82)	1995-96
Bayless, Martin (DB), Bowling Green	1984
Busler, Ray (T), Marquette (also wore #97)	1940-41, '45
Carpenter, Steve (DB), Western Illinois	1981
Darby, Matt (S), UCLA	1996-97
Duggins, George (E), Purdue (also wore #35)	1934
Kassel, Charles (E), Illinois (also wore #12)	1929-33
Montgomery, Bill (B), Louisiana State	1946
Nichelini, Al (B), St. Mary's (Calif.)	1935-36
Plummer, Tony (DB), Pacific	1970
Robnett, Marshall (G), Texas A&M (also wore #21)	1943, '45
Sauls, Mac (DB), Southwest Texas State	1968-69
Thompson, Norm (DB), Utah (also wore #42)	1971-76
Young, Lonnie (FS), Michigan State	1985-90

44

Anderson, Dornay (RB), Texas Tech	1972-74
Baker, Tony (RB), East Carolina	1989
Balas, Frank (B), Iowa (also wore #36)	1941, '45
Barry, Paul (B), Tulsa	1954
Bradley, Hal (E), Elon	1938-39
Brim, Michael (CB), Virginia Union	1988
Christman, Paul (QB), Missouri (also wore #15)	1945-49
Collier, Tim (CB), East Texas State	1980-81
Crow, John David (RB), Texas A&M	1958-64
Franklin, George (RB), Texas A&I	1977-78
Gasparella, Joe (B), Notre Dame	1951
Gilliam, John (WR), South Carolina State	1969-71
Graham, Al (G), None	1932-33
Johnson, D.J. (DB), Kentucky	1996
Karras, John (B), Illinois	1973
Longo, Tom (DB), Notre Dame	1971
Mann, Dave (B), Oregon State	1955-57
McCluskey, J.J. (DB), Tennessee	1996-00
McDonnell, Mickey (B), None (also wore #29)	1925-30
Nevers, Ernie (B), Stanford (also wore #11)	1929-31
Samuels, Terry (TE), Kentucky (also wore #89)	1994-95
Smith, Wayne (CB), Purdue	1982-86
Stone, Michael (CB), Memphis	2001-
Swistowicz, Mike (B), Notre Dame	1950
Volok, Bill (G), Tulsa	1934-39
Woolsey, Rolly (DB), Boise State	1978

45

Aldridge, Melvin (S), Murray State	1995
Booth, Clarence (T), Southern Methodist	1943
Carr, Lydell (FB), Oklahoma	1989
Deskin, Versil (E), Drake (also wore #32)	1935-39
Driskill, Joseph (DB), Northeast Louisiana	1960-61
Durko, John (E), Albright	1945
Fuller, Larry (B), None	1945
Hanson, Homer (G), Kansas State	1935-36
Hill, Renaldo (CB), Michigan State (also wore #21)	2001-
Hoey, George (DB), Michigan	1971
Kichelski, Walt (E), Miami (Fla.)	1944
McNally, Frank (C), St. Mary's (Calif.)	1931-34
Schwenk, Wilson (DB), Washington (Mo.)	1942
Silvestri, Carl (DB), Wisconsin	1965

(All-Time Numerical Roster continued on page 290)

(All-Time Numerical Roster continued from page 289)

Smith, Cedric (FB), Florida.....	1996-98
Smith, Leonard (DB), McNeese State.....	1983-88
Smith, Perry (DB), Colorado State.....	1977-79
Tolbert, Jim (S), Lincoln (Mo.).....	1973-75
Ucovich, Mitch (T), San Jose State.....	1945
Williams, Bobby (DB), Central State (Okla.).....	1966-67

46

Alexander, Brent (DB), Tennessee State.....	1994-97
Babartsky, Al (T), Fordham (also wore #18, 24).....	1938-39, '41-42
Bessillieu, Don (S), Georgia Tech.....	1982
Dugan, Len (C), Wichita (also wore #27, 48).....	1937-39
Eckl, Bob (T), Wisconsin (also wore #25).....	1945
Handler, Phil (G), Texas Christian (also wore #26, 46).....	1930-36
Heflin, Victor (DB), Delaware State.....	1983
Johnson, Charles (DB), Grambling.....	1981
Johnson, Paris (DB), Miami (O.).....	1999
Lee, Jeff (WR), Nebraska.....	1980
Marotti, Lou (G), Toledo (also wore #64, 77).....	1943-45
McDonald, Tim (SS), Southern California.....	1987-92
Mikulak, Mike (B), Oregon (also wore #48).....	1934-36
Pearson, Bert (C), Kansas State.....	1935-36
Seno, Frank (B), George Washington (also wore #54).....	1945-46
Severson, Jeff (CB), Long Beach State.....	1976-77
Spencer, Maurice (DB), North Carolina Central.....	1974
Wright, Charles (CB), Tulsa.....	1987

47

Bausch, Jim (B), Kansas.....	1933
Campana, Al (B), Youngstown State.....	1953
Conley, Steve (LB), Kansas.....	1972
Cuppoletti, Bree (G), Oregon.....	1934-38
Douds, Forrest (T), Washington & Jefferson.....	1932
Gordon, Bob (B), Tennessee.....	1958
Hogue, Murrell (T), Centenary.....	1929
Kinek, George (B), Tulane.....	1954
Lee, Bobby (E), Minnesota.....	1968
Mack, Cedric (DB), Baylor.....	1983-90
Morgan, Don (DB), Nevada-Reno.....	2002
Nesbitt, Dick (B), Drake (also wore #28).....	1933
Parker, Joe (E), Texas (also wore #81).....	1946-47
Popa, Eli (B), Illinois.....	1952
Slater, Fred (T), Iowa (also wore #14, 91).....	1926-31
Younger, Jordan (DB), Connecticut.....	2000

48

Aldrich, Ki (C), Texas Christian.....	1939-40, '43
Atkins, Robert (DB), Grambling.....	1968-69
Baynham, Craig (RB), Georgia Tech.....	1972
Bergerson, Gil (T), Oregon State.....	1933
Davis, Dexter (DB), Clemson (also wore #21).....	1991-93
Dugan, Len (C), Wichita (also wore #27, 46).....	1937-39
Fiske, Max (B), DePaul.....	1937
Hayes, Janius (TE), North Alabama (also wore #89).....	1996, '98
Henry, Steve (DB), Emporia State.....	1979-80
Hill, Irv (B), Trinity (Tex.).....	1931-32
Hodel, Nathan (LS), Illinois.....	2001-
Hoel, Bob (G), Pittsburgh.....	1937-38
McBride, Oscar (TE), Notre Dame (also wore #87).....	1995-96
Mikulak, Mike (B), Oregon (also wore #46).....	1934-36
Morrow, Bob (G), Illinois Wesleyan.....	1941-43
Phillips, Reggie (CB), Southern Methodist.....	1988
Poole, Jim (E), Mississippi.....	1945
Schultz, Eberle (G), Oregon State.....	1944
Schwartz, Don (DB), Washington State.....	1981
Strausbaugh, Jim (B), Ohio State.....	1946
Washington, Lionel (DB), Tulane.....	1983-86

49

Barni, Roy (B), San Francisco.....	1952-53
Bernardi, Frank (B), Colorado.....	1955-57
Burson, Jim (DB), Auburn.....	1963-67
Eikenberg, Charles (QB), Rice.....	1948
Fann, Chad (TE), Florida A&M (also wore #86).....	1993-95
Hackbart, Dale (DB), Wisconsin.....	1971-72
Hart, Lawrence (TE), Southern.....	2001
Huffman, Frank (G), Marshall.....	1939-41
Isaacson, Ted (T), Washington.....	1934-35
Kiesling, Walt (G), St. Thomas (Minn.) (also wore #18, 19).....	1929-33
Lasker, Greg (FS), Arkansas.....	1988
Maddock, Bob (G), Notre Dame (also wore #68).....	1942, '46
Noga, Niko (LB), Hawaii (also wore #57).....	1984-88
Reynolds, Bill (B), Mississippi.....	1945
Robinson, Jack (T), Northeast Missouri State.....	1936-37
Spence, Julian (B), Sam Houston State.....	1956
Thurbon, Bob (B), Pittsburgh.....	1944
Tinsley, Gaynell (E), Louisiana State (also wore #11, 31).....	1937-38, '40
Wagstaff, Jim (B), Idaho State.....	1959
West, William (DB), Oregon.....	1960-61

50

Allford, Mike (C), Auburn.....	1965
Beauchamp, Al (LB), Southern.....	1976
Boyette, Garland (LB), Grambling State.....	1962-63
Cantor, Leo (B), UCLA (also wore #82).....	1945
Coomer, Joe (T), Stephen F. Austin.....	1947-49
Field, Oak (LB), Baylor.....	1982
Gillis, Don (C), Rice.....	1958-61
Harris, Bob (LB), Auburn.....	1983-85
Hartle, Greg (LB), Newberry (S.C.).....	1974-76
Jarostchuk, Ila (LB), N. Hampshire.....	1987-88, '89
Jennings, John (T), Ohio State (also wore #70).....	1950-57
Maeda, Chet (B), Colorado A&M.....	1946
McCombs, Tony (LB), Eastern Kentucky.....	1997-98
McIntyre, Jeff (LB), Arizona State.....	1980
Merritt, David (LB), North Carolina State.....	1993-95
Mulligan, Wayne (C), Clemson.....	1969-73
Nunn, Freddie Joe (DE), Mississippi (also wore #58, 78).....	1985-93
Puki, Craig (LB), Tennessee.....	1982
Putman, Earl (C), Arizona State.....	1957
Robinson, Jeroy (LB), Texas A&M.....	1990
Simmons, John (C), Detroit.....	1951-56
Starkey, Jason (C), Marshall.....	2000-
Watt, Wali (B), Miami (Fla.).....	1945
Wukits, Al (C), Duquesne.....	1944

51

Allerman, Kurt (LB), Penn State.....	1977-80, '82-84
Bates, Theodore (LB), Oregon State (also wore #81).....	1960-62
Brahaney, Tom (C), Oklahoma.....	1973-81
Burton, Ron (LB), North Carolina.....	1989
Chillon, Gene (C), Texas (also wore #58).....	1986-87
Christenson, Marty (B), Minnesota.....	1940
Cobbins, Lyron (LB), Notre Dame.....	1997
Eggers, Doug (LB), South Dakota State.....	1958
Faulk, Trev (LB), Louisiana State (also wore #54).....	2002-
Gill, Randy (LB), San Jose State.....	1978
Hunley, Ricky (LB), Arizona.....	1988
Ivy, Frank (Pop), (E), Oklahoma (also wore #7, 42).....	1940-42, '45-47
Jones, Greg (LB), Colorado (also wore #59).....	2002-
Kasperek, Dick (C), Iowa State.....	1966-68
Lewis, Bill (C), Nebraska.....	1990-92
Liebel, Frank (E), Norwich.....	1948
Mertes, Bernard (B), Iowa.....	1945
Monaco, Rob (C), Vanderbilt.....	1985

Olerich, Dave (LB), San Francisco	1969-70
Radevic, Keith (C), Penn State	1987
Rucinski, Ed (E), Indiana (also wore #19)	1943-46
Ruether, Mike (C), Texas	1986-87
Rutledge, Johnny (LB), Florida (also wore #58)	1999-02
Sanford, Leo (C), Louisiana Tech (also wore #73)	1951-57
Shanks, Simon (LB), Coahoma J.C. (Miss.)	1995
Wham, Tom (E), Furman	1949-51
White, Ray (LB), Syracuse (also wore #55)	1975-76

52

Baker, Charles (LB), New Mexico	1980-87
Caldwell, Mike (LB), Middle Tennessee State	1997
Clancy, Sean (LB), Amherst	1979-80
Fisher, Levar (LB), North Carolina State	2002-
Kirk, Randy (LB), San Diego State (also wore #57)	1989, '94-95
Leasy, Wesley (LB), Mississippi State	1995-96
LeVeck, Jack (LB), Ohio	1973-74
McDonald, Mike (LB), Catawba	1976
McGraw, Mike (LB), Wyoming	1976
O'Brian, Dave (G), Boston College	1966-67
Ogle, Rick (LB), Dartmouth	1971
Rushing, Marion (LB), Southern Illinois	1959, '62-65
Small, Jessie (LB), Eastern Kentucky	1992
Walz, Zack (LB), Dartmouth	1998-2001
Washington, Chris (LB), Iowa State	1990
Wright, Willie (TE/H-B), Wyoming (also wore #80)	1992

53

Cain, Jim (E), Alabama	1949
Campbell, Bill (G), Oklahoma (also wore #21)	1945-49
Davis, Wayne (LB), Alabama	1987-88
Faust, George (B), Minnesota	1939
Fritsch, Ernest (C), Detroit	1960
Jankovich, Keever (E), Pacific (also wore #81)	1953
Jax, Garth (LB), Florida State	1989-95
Klimek, Tony (E), Illinois (also wore #61)	1951-52
Maddox, Mark (LB), Northern Michigan	1998-00
Magulick, George (B), St. Francis	1944
Nails, Steve (LB), Minnesota	1974-80
Rivers, Jamie (LB), Bowling Green	1968-73
Shaffer, Craig (LB), Indiana State	1982-84
Simmons, Dave (LB), Georgia Tech	1965-66
Tubbs, Jerry (LB), Oklahoma	1957-58
Young, Michael (LB), Illinois	2001-

54

Banks, Tom (C), Auburn	1971-80
Braxton, David (LB), Wake Forest	1990-93
Coppage, Al (E), Oklahoma	1940-42
Currian, Don (E), Boston College (also wore #18)	1943
Faulk, Trev (LB), Louisiana State (also wore #51)	2002-
Graham, Aaron (C), Nebraska	1996-99
Hardy, Darryl (LB), Tennessee	1994-95
Junior, E.J. (LB), Alabama	1981-88
McKenzie, Reggie (LB), Tennessee	1989
Pierce, Don (C), Kansas	1943
Sanyika, Sekou (LB), California	2000-01
Seno, Frank (B), George Washington (also wore #46)	1945-46
Wheeler, Ted (G), West Texas State	1967-68

55

Bagdon, Ed (G), Michigan State	1950-51
Bell, Anthony (LB), Michigan State	1986-90
Bradley, Dave (G), Penn State	1972
Colhouer, Jake (G), Oklahoma A&M	1946-48
Davis, Billy (DB), Clemson	1984
Elizey, Charles (C), Southern Mississippi	1980-61

Goode, Irv (G/C), Kentucky	1962-71
Griffin, Bob (C/G), Arkansas	1961
Jones, Jock (LB), Virginia Tech	1991-93
Koegel, Warren (G), Penn State	1973
Marshall, Wilber (LB), Florida	1994
McDonald, Devon (LB), Notre Dame	1996
Oliver, Vince (OB), Indiana	1945
Robbins, John (B), Arkansas	1938-39
Sapp, Patrick (LB), Clemson	1998-99
Spradlin, Danny (LB), Tennessee	1985
Thompson, Ray (LB), Tennessee	2000-
West, Stan (G), Oklahoma	1958-57
Whitaker, Bill (DB), Missouri	1983-84
White, Ray (LB), Syracuse (also wore #51)	1975-76
Williams, Eric (LB), Southern California	1977-82

56

Bradley, Melvin (LB), Arkansas	1999
DiBernardo, Rick (LB), Notre Dame	1986
Harvey, Ken (LB), California	1983-93
Healy, Chip (LB), Vanderbilt	1963-70
Irving, Terry (LB), McNeese State	1994-98
Kearney, Tim (LB), Northern Michigan	1976-81
Klumb, John (E), Washington State (also wore #3)	1939-40
McDonough, Carl (B), Dayton	1939, '44
McGill, Mike (LB), Notre Dame	1971-72
Scott, Carlos (C), Texas-EI Paso	1983-85
Williams, Rex (C), Texas Tech	1940
Woods, LeVar (LB), Iowa	2001-

57

Arneson, Mark (LB), Arizona	1972-80
Blackburn, Bill (C), Rice	1946-50
Brettschneider, Carl (LB), Iowa State	1956-59
Davis, Bill (T), Texas Tech	1940-41
Eliopoulos, Jim (LB), Wyoming	1983
Gillen, John (LB), Illinois	1981-82
Groom, Jerry (C), Notre Dame	1951-55
Kauahi, Kari (C), Hawaii	1989-91, '93
Kirk, Randy (LB), San Diego State (also wore #52)	1989, '94-95
McKinnon, Ronald (LB), North Alabama	1996-
Noga, Niko (LB), Hawaii (also wore 49)	1984-88
Noga, Peter (LB), Hawaii	1987
Parish, Don (LB), Stanford	1970-72
Parlavacchio, Chel (LB), Penn State	1983
Strofolino, Mike (LB), Villanova	1966-68

58

Ahrens, Dave (LB), Wisconsin	1981-84
Barefield, John (LB), Texas A&I	1978-80
Black, Tim (LB), Baylor	1977
Chilton, Gene (C), Texas (also wore #51)	1986-87
Folston, James (LB), Northeast Louisiana	1999-2001
Hill, Eric (LB), Louisiana State	1989-97
Mack, Terrence (LB), Clemson	1987
Miller, Terry (LB), Illinois	1971-74
Nunn, Freddie Joe (DE), Mississippi (also wore #50, 78)	1985-93
Rutledge, Johnny (LB), Florida (also wore #51)	1999-02
Seabron, Thomas (LB), Michigan	1980
Tonelli, Mario "Motts" (B), Notre Dame (also wore #99)	1940, '45

59

Barnes, Pete (LB), Southern	1973-75
Bavaro, David (LB), Syracuse	1990
Clark, Ernie (LB), Michigan State	1968
Cunningham, Ed (C), Washington (also wore #79)	1992-95
Davis, Paul (LB), North Carolina	1983

(All-Time Numerical Roster continued on page 292)

(All-Time Numerical Roster continued from page 291)

Favron, Calvin (LB), Southeast Louisiana	1979-82
Forney, Phil (LB), East Tennessee State	1987
Frederickson, Rob (LB), Michigan State	1999-02
Gersbach, Carl (LB), West Chester State	1976
Howard, Thomas (LB), Texas Tech	1984-85
Jones, Greg (LB), Colorado (also wore #51).....	2002-
Jones, Tyrone (LB), Southern	1988
Joyner, Seth (LB), Texas-El Paso	1994-96
Kellum, Marv (LB), Wichita State	1977
Lyman, Jeff (LB), Brigham Young	1972
Townsend, Curtis (LB), Arkansas	1978

60

Alvord, Steve (DT), Washington	1987-88
Baker, Al (DE), Colorado State	1983-86
Burke, Thomas (DE), Wisconsin (also wore #95)	1999-02
Cotton, Barney (G), Nebraska	1980-82
Dobler, Conrad (G), Wyoming (also wore #66)	1972-77
Duggan, Gil (T), Oklahoma (also wore #42, 64)	1942-43, '45
Finnie, Roger (T), Florida A&M	1973-78
Foster, Ralph (T), Oklahoma A&M (also wore #9, 64, 77)	1945-46
German, Jim (B), Centre	1940
Gruftadauria, Mike (C), Central Florida	2000-02
Hargrove, Jim (LB), Howard Payne	1971-72
Kellogg, Bob (B), Northeast Louisiana/Tulane	1940
Meggysey, Dave (LB), Syracuse	1963-69
Polofsky, Gordon (G), Tennessee	1952-54
Redmon, Anthony (G), Auburn	1994-97
Shaw, Bob (E), Ohio State	1950
Thompson, Harry (G), UCLA	1955
Williams, Willie (T), Louisiana State (also wore #96)	1990-92

61

Allison, Henry (T), San Diego State	1975-77
Audick, Dan (G), Hawaii	1977, '83
Borum, Jarvis (T), North Carolina State	2001-02
Brown, Chuck (C/G), Houston	1979-80
Coder, Ron (G), Penn State	1980-81
Day, Thomas (G), North Carolina A&T	1960
DeMarco, Bob (G/C), Dayton	1961-69
Floyd, Eric (G), Auburn (also wore #69)	1995
Garlich, Chris (LB), Missouri	1979
Klimek, Tony (E), Illinois (also wore #53)	1951-52
Leahy, Ryan (OL), Notre Dame	1997
McCoy, Tony (DT), Florida	2000
Ravensburg, Bob (E), Indiana	1948-49
Smith, Lance (G), Louisiana State	1985-93
Suminski, Dave (G), Wisconsin	1953
Trippi, Charley (B), Georgia (also wore #2)	1947-55
Waller, Fred (G), Notre Dame (also wore #18, 68)	1951-52, '54-55

62

Bertagnoli, Libero (G), Washington (Mo.) (also wore #66)	1942, '45
Brennan, Mike (G), Notre Dame	1991
Brown, Ray (T), Arkansas State	1986-88
Butz, Dave (DE), Purdue	1973-74
Coleman, Ben (T/G), Wake Forest	1993-95
Cook, Michael (T), Boston College	2001
Devlin, Mike (C), Iowa	1996-99
Dittrich, John (G), Wisconsin	1956
Imhof, Martin (DE), San Diego State (also wore #82)	1972
Kehr, Rick (G), Carlisle	1982
Markham, Dale (T), North Dakota	1981
Meinert, Dale (LB), Oklahoma State	1958-67
Rexer, Freeman (E), Tulane (also wore #17, 63)	1943, '45
Stokes, Lee (C), Centenary	1943
Trippi, Charley (B), Georgia (also wore #2)	1947-55

Wortman, Keith (G), Nebraska	1976-81
Wright, Steve (T), Alabama	1972
Zandofsky, Mike (G), Washington	1989

63

Bankston, Michael (DL), Sam Houston State	1992-97
Criswell, Kirby (DE), Kansas	1980-81
Cunningham, Eric (G), Penn State	1980
Echols, Fate (T), Northwestern	1962-63
Fleming, Antonio (G), Georgia	1998
George, Steve (DT), Houston	1974
McGee, Michael (G), Duke	1960-62
Mummelaar, Dale (G), Wyoming (also wore #71)	1960-61
Conoly, Bill (G), Texas	1946
Rankin, Walt (B), Texas Tech (also wore #26, 40, 42)	1941, '43, '45-47
Rexer, Freeman (E), Tulane (also wore #17, 62)	1943, '45
Robbins, Toofie (T), East Carolina	1982-91
Shirk, John (E), Oklahoma	1940
Turner, Herschel (G/T), Kentucky	1964-65
Williams, Clyde (T), Southern	1967-71
Zimny, Bob (T), Indiana (also wore #63)	1945-49
Zook, John (DE), Kansas	1976-79

64

Clark, Randy (C), Northern Illinois	1980-86
Cunningham, Rick (T), Texas A&M	1992-94
Davids-Garrido, Norberto (T), Southern California	2000
Dexter, James (T), South Carolina	1996-99
Duggan, Gil (T), Oklahoma (also wore #42, 60)	1942-43, '45
Dukes, Jamie (C), Florida State	1995
Ebl, Ray (E), Notre Dame	1942
Foster, Ralph (T), Oklahoma A&M (also wore #9, 60, 77)	1945-46
Grace, Steve (C), Arizona.....	2002-
Gray, Ken (G), Howard Payne	1958-69
Hartshorn, Larry (G), Kansas State	1955
Hogland, Doug (G), Oregon State	1956-58
Lipinski, Jim (T), Fairmont State	1950
Loepte, Dick (T), Wisconsin	1948-49
Marotti, Lou (G), Toledo (also wore #46, 77)	1943-45
McDermott, Lloyd (T), Kentucky	1950-51
Peat, Todd (G), Northern Illinois	1987-89
Rhea, Floyd (G), Oregon	1943
Sikora, Mike (G), Oregon	1952
Speegle, Cliff (C), Oklahoma (also wore #23)	1945
Watford, Garry (E), Alabama	1953-54
Young, Bob (G), Howard Payne	1972-79

65

Bilbo, Jon (T), Mississippi (also wore #85)	1938-39
Brooks, Jonathan (LB), Clemson	1980
Clement, Anthony (T), Southwestern Louisiana.....	1999-
Crum, Bob (DE), Arizona	1974
Dye, Ernest (G), South Carolina (also wore #75)	1993-96
Galloway, David (DT), Florida	1982-89
Hatley, John (G), Sul Ross State	1954-55
Hauser, Art (G), Xavier	1959
Husmann, Ed (G), Nebraska (also wore #66)	1953, '56-59
Hutchison, Chuck (G), Ohio State	1970-72
Marcontell, Ed (G), Lamar	1967
Mullen, Tom (G), Southwest Missouri State	1978
Oates, Brad (T), Brigham Young	1976-77, '79-80
Rabold, Michael (G), Indiana	1960
Redmond, Thomas (DE), Vanderbilt (also wore #66)	1960-65

66

Bertagnoli, Libero (G), Washington (Mo.) (also wore #62)	1942, '45
Brooks, Ethan (T), Williams (Mass.)	2000

Cheatham, Lloyd (OB), Auburn (also wore #33)	1942
Collins, George (C), Georgia	1978-82
Dardar, Ramsey (DT), Louisiana State	1963-84
Dawson, Doug (G), Texas	1984-86
Dobler, Conrad (G), Wyoming (also wore #60)	1972-77
Doolan, John (B), Georgetown	1947-48
Erich, Steve (G), Marquette	1945
Gray, Cecil (GT), North Carolina	1995
Grigas, John (B), Holy Cross	1943-44
Hennessey, Jerry (E), Santa Clara	1950-51
Houser, John (GT), Redlands	1963
Husmann, Ed (G), Nebraska (also wore #65)	1953, '56-59
Jonassen, Eric (G), Bloomsburg (Pa.)	1996-97
Kendall, Pete (G), Boston College	2001-
Lahood, Mike (G), Wyoming	1970
Lipstad, Ed (G), Wake Forest	1952
McDole, Roland (DE), Nebraska	1961
Neacy, Clem (E), Colgate	1928
Popovich, Milt (B), Montana (also wore #77)	1938-42
Redmond, Thomas (DE), Vanderbilt (also wore #65)	1960-65
Sortun, Rick (G), Washington	1964-69
Wehler, Jim (DT), UCLA	1989-92
Welter, Tom (GT), Nebraska	1987

67

Acker, Bill (DT), Texas	1980-81
Alton, Joe (T), Oklahoma	1942, '44
Clatt, Corwin (B), Notre Dame	1948-49
Dishman, Chris (G), Nebraska	1997-
Esser, Clarence (E), Wisconsin	1947
Konovsky, Bob (G), Wisconsin	1956-58
Love, Duval (G), UCLA	1995-96
Pasquale, Ron (G), Akron	1987
Sharpe, Luis (T), UCLA	1982-84, '85-94
Stallings, Larry (LB), Georgia Tech	1963-76
Svoboda, Bill (LB), Tulane (also wore #68)	1950-53

68

Andros, Plato (G), Oklahoma	1947-50
Chickillo, Nick (G), Miami (Fla.)	1953
Dickson, Paul (DT), Baylor	1971
Lange, Bill (G), Dayton	1954-55
Maddock, Bob (G), Notre Dame (also wore #49)	1942, '46
McQuarters, Ed (DT), Oklahoma State	1965
Monfort, Avery (B), New Mexico	1941
Morris, Mike (G), Northeast Missouri State	1987-88
Roy, Frank (G), Utah	1966
Scott, Yusuf (G), Arizona	1999-2001
Siwek, Mike (DT), Western Michigan	1970
Stieve, Terry (G), Wisconsin	1978-84
Svoboda, Bill (LB), Tulane (also wore #67)	1950-53
Vatlerott, Charles (T), Southwest Texas State	1987
Walner, Fred (G), Notre Dame (also wore #18, 61)	1951-52, '54-55
Wolf, Joe (T/G), Boston College	1989-97
Wragge, Tony (G), New Mexico State	2002-

69

Apolskis, Ray (T), Marquette (also wore #26, 75)	1941-42, '45-50
Bienermann, Tom (E), Drake (also wore #82)	1951-56
Brown, Rush (DT), Ball State	1980-83
Burnett, Victor (DE), Fresno State (also wore #95)	1987
DeGraffenreid, Allen (OL), Vanderbilt	1997-98
Dorris, Andy (DE), New Mexico State	1973
Duncum, Bobby (T), West Texas State	1968
Floyd, Eric (G), Auburn (also wore #61)	1995
Kindie, Greg (T), Tennessee State	1974-75
Moore, Alton (DE), Auburn (also wore #90)	2002-

Scotts, Colin (DT), Hawaii	1987-88
Smith, Vernice (GT), Florida A&M	1989-92
Vander Poel, Mark (T), Colorado	1994
Wager, Clint (E), St. Mary's (Minn.)	1943, '45

70

Baxley, Rob (T), Iowa	1992-93
Bulger, Chet (T), Auburn (also wore #11, 73)	1942-43, '45-49
Bollinger, Brian (G), North Carolina	1994
Brooks, Leo (DE), Texas	1973-76
Goldman, Sam (E), Ohio State	1948
Goodspeed, Mark (T), Nebraska	1980
Guynes, Thomas (T), Michigan (also wore #71)	1997-98
Hoffman, John (DE), Hawaii	1972
Jennings, John (T), Ohio State (also wore #50)	1950-57
Kearns, Tom (T), Miami (Fla.)	1946
Kennard, Derek (G), Nevada-Reno (also wore #73)	1988-90
Krueger, Roll (DE), Texas A&M	1969-71
McCusker, Jim (T), Pittsburgh	1958
Owens, Don (DT), Southern Mississippi	1960-63
Plunkett, Art (T), Nevada-Las Vegas	1981-84
Ramsey, Knox (G), William & Mary	1950-51
Scott, Lance (C), Utah	1995-96
Shelton, L.J. (T), Eastern Michigan	1999-
Simons, Keith (DT), Minnesota	1978-79
Taylor, Mike (T), Southern California	1973
Toogood, Charley (G), Nebraska	1957

71

Bostic, Joe (T), Clemson	1979-89
Bowers, Andy (DE), Utah	2001-02
Cross, Bob (T), Stephen F. Austin	1958-59
Dahms, Tom (T), San Diego State	1956
Guynes, Thomas (T), Michigan (also wore #70)	1997-98
Holmes, Lester (G), Jackson State	1998-00
Joyce, Don (T), Tulane (also wore #11)	1951-53
Memmelaar, Dale (G), Wyoming (also wore #63)	1960-61
Reynolds, Bob (T), Bowling Green	1963-71, '73
Richardson, John (DT), UCLA	1972-73
Tharpe, Larry (T), Tennessee State	1995
Tucker, Mark (C), Southern California	1993-94
Upshaw, Marvin (DT), Trinity (Tex.)	1976
Whiting, Teag (G), Brigham Young	2002-

72

Burke, Anthony (DT), Minnesota	1987
Daniels, Jerome (G), Northeastern	1997-99
Dierdorf, Dan (GT), Michigan	1971-83
Dwyer, Nate (DT), Kansas (also wore #95)	2002-
Fischer, Bill (T), Notre Dame	1949-53
Fuller, Frank (DT), Kentucky	1959-62
Issa, Jabari (DE), Washington	2000-01
Johnson, Chuckie (DT), Auburn	1993
Moore, Brandon (T), Duke	1995
Ralph, Dan (DT), Oregon	1984-85
Saddler, Rod (DT), Texas A&M	1987-91
Silas, Sam (DT), Southern Illinois	1963-67
Ulrich, Charles (T), Illinois	1954-58

73

Barrie, Sebastian (DT), Liberty	1994
Beinor, Ed (E), Notre Dame	1940-41
Bulger, Chet (T), Auburn (also wore #11, 70)	1942-43, '45-49
Culpepper, Edward (G), Alabama	1958-60
Dawson, Mike (DT), Arizona	1976-82
Dill, Scott (T), Memphis State	1968-89

(All-Time Numerical Roster continued on page 294)

(All-Time Numerical Roster continued from page 293)

Duda, Mark (DT), Maryland	1983-87
Fanuoci, Ledio (T), Fresno State	1954
Goldberg, Marshall "Biggie" (B/DB), Pittsburgh	1939-40, '46-48 (also wore #42, 99)
Hadd, Gary (DT), Minnesota	1989
Higgins, Tom (T), North Carolina	1953
Joyce, Matt (OL), Richmond	1996-00
Kennard, Derek (G), Nevada-Reno (also wore #70)	1986-90
Luncelord, Dave (T), Baylor	1957
May, Mark (G/T), Pittsburgh	1992-93
McMillan, Ernie (T), Illinois	1961-74
Mergen, Mike (T), San Francisco	1952
Nichols, Ham (G), Rice	1947-49
Roundtree, Raleigh (G/T), South Carolina State	2002-
Sanford, Leo (C), Louisiana Tech (also wore #51)	1951-57
Seibold, Champ (T), Wisconsin	1942
Vanzo, Fred (B), Northwestern	1941

74

Bergold, Scott (DT), Wisconsin	1985-86
Evans, Scott (DL), Oklahoma	1991
Fina, John (T), Arizona	2002
Heron, Fred (DT), San Jose State	1966-72
Holloway, Randy (DE), Pittsburgh	1984
Kortas, Ken (DT), Louisville	1964
Lee, Oudious (DT), Nebraska	1980
Molen, Mike (DT), Florida	1998-99
Panfil, Kenneth (T), Purdue	1960-62
Pate, Rupert (G), Wake Forest	1940
Patulski, Walt (DE), Notre Dame	1977
Ridgle, Elston (DE), Nevada-Reno	1990
Rudolph, Council (DE), Kentucky State	1973-75
Sebro, Bob (G), Southern California	1982
Selby, Rob (G), Auburn	1995-97
Teeuws, Len (T), Tulane	1954-57
Times, Ken (DT), Southern	1981
Villa, Danny (C/G/T), Arizona State	1992

75

Albrecht, Ari (T), Wisconsin	1943
Apolskis, Ray (T), Marquette (also wore #26, 69)	1941-42, '45-50
Brown, Lomas (T), Florida	1996-98
Cook, Edward (G-T), Notre Dame	1960-65
Dalney, Bernard (G), Tennessee	1995
Davis, Leonard (G), Texas	2001-
Dye, Ernest (G), South Carolina (also wore #65)	1993-96
Fugler, Dick (T), Tulane	1954
Graybill, Mike (T), Boston University	1990
Greer, Curtis (DE), Michigan	1980-88
Jones, Mike (DE), North Carolina State	1991-93
Knight, Shawn (DT), Brigham Young	1989
Lynch, Lynn (G), Illinois	1951
Obeck, Vic (G), Springfield	1945
Pasquesi, Tony (T), Notre Dame	1955-57
Rowe, Bob (DT), Western Michigan	1967-75
Rozier, Bob (DE), California	1979
Walker, Darwin (DT), Tennessee	2000

76

Arms, Lloyd (G), Oklahoma A&M	1946-48
Braham, Rich (G/T), West Virginia	1994
Davis, Charlie (DT), Texas Christian	1975-79
Davis, Ron (DE), Virginia State	1973
Delevan, Burt (T), Pacific	1955-56

Drake, Jerry (DT), Hastings (Neb.)	1995-00
Emerson, Vernon (T), Minnesota-Duluth	1969-71
Finnin, Tom (T), Detroit	1957
Garalczyk, Mark (DT), Western Michigan	1987-88
Jagielski, Harry (T), Indiana	1956
Lewis, Charles (T), Iowa	1959
MacDonald, Mark (G/C), Boston College	1988
Mays, Stafford (DE), Washington	1980-86
McDowell, John (T), St. John's (Minn.)	1966
Moody, Thomas (G), Florida	2002
Morgan, Bob (T), Maryland	1954
Palmer, Scott (DT), Texas	1972
Patterson, Craig (DL), Brigham Young	1991
Peters, Volney (T), Southern California	1952-53
Traynowicz, Mark (G), Nebraska	1988, '89

77 (Retired)

Foster, Ralph (T), Oklahoma A&M (also wore #9, 60, 64)	1945-46
Hall, John (B), Texas Christian (also wore #7)	1940-41, '43
Marotti, Lou (G), Toledo (also wore #46, 64)	1943-45
Mauldin, Stan (T), Texas (honored with number retirement)	1946-48
Popovich, Milt (B), Montana (also wore #66)	1938-42

78

Bell, Bob (DE), Cincinnati	1974-78
Bock, Wayne (T), Illinois	1957
Bohm, Ron (DT), Illinois	1987
Brown, Chadrick (DE), Mississippi	1993-95
Burnstein, Brent (DT), Arizona State	1997
Gilchrist, George (T), Tennessee State	1953
Grooms, Elois (DE), Tennessee Tech	1982-85
Hughes, Van (DT), Southwest Texas State	1986
Mallouf, Ray (B), Southern Methodist (also wore #22, 98)	1941, '46-48
Nunn, Freddie Joe (DE), Mississippi (also wore #50, 58)	1985-93
Owens, Luke (DT), Kent State	1958-65
Rogers, Kendrick (T), Alabama A&M	2002-
Simpson, Carl (DE), Florida State	1998
Staysniak, Joe (G), Ohio State	1996
Tosi, Mao (DT), Idaho	2000-01
Yankowski, Ron (DE), Kansas State	1971-76

79

Clark, Jon (T), Temple	1998-00
Clasby, Bob (DE), Notre Dame	1986-90
Cunningham, Ed (C), Washington (also wore #59)	1992-95
Dulin, Gary (DE), Ohio State	1986-87
Fatalelli, Mario (DT), Kansas State	2001-02
Perry, Gerald (K), California	1960-62
Radford, Bruce (DE), Grambling	1981
Ramey, Jim (DE), Kentucky	1979
Rice, Simeon (DE), Illinois (also wore #97)	1996-00
Rucker, Keith (DT), Ohio Wesleyan	1992-93
Sloan, Bonnie (DT), Austin Peay	1973
Thornton, Bruce (DE), Illinois	1982
Walker, Charles (DT/DE), Duke	1964-72

80

Awalt, Robert (TE), San Diego State	1987-89
Banks, Mike (TE), Iowa State (also wore #84)	2002-
Carter, Pat (TE), Florida State	1996-97
Combs, Chris (TE), New Mexico	1980-81
Hardy, Terry (TE), Southern Mississippi	1998-2001
Henke, Ed (DE), South Carolina	1961-63
Jackson, John (WR), Southern California (also wore #18)	1990-92
Keseday, Bob (TE), Texas-El Paso	1987
Kulner, Mal (E), Texas	1946-50
Marsh, Doug (TE), Michigan (also wore #82, 87)	1980-86
McAddley, Jason (WR), Alabama (also wore #83)	2002-

McFarland, Jim (E), Nebraska (also wore #83)	1970-74
Murrell, Bill (TE), Winston-Salem	1979
Ramson, Eason (TE), Washington State	1978
Reeves, Bryan (WR), Nevada	1994-95
Southard, Tommy (WR), Furman	1978
Stonesifer, Don (E), Northwestern	1951-56
Tracey, John (LB), Texas A&M	1959-60
West, Jeff (P), Cincinnati	1975
Williams, Dave (WR), Washington	1967-71
Wright, Willie (TE/H-B), Wyoming (also wore #52)	1992

81

Anderson, Charley (E), Louisiana Tech	1956
Bates, Theodore (LB), Oregon State (also wore #51)	1960-62
Bell, Mark (WR), Colorado State	1981
Bierlein, Keith (B), San Jose State	1939
Edwards, Anthony (WR), N. Mex. Highlands (also wore #83)	1991-98
Elwell, Jack (E), Purdue	1962
Green, Ray (DB/WR), Henderson State (also wore #25)	1979-90
Hill, Randal (WR), Miami (Fla.)	1991-94
Jankovich, Keefer (E), Pacific (also wore #53)	1953
Lane, Dick "Night Train" (CB), Scottsbluff J.C.	1954-59
Melinger, Steve (E), Kentucky	1961
Parker, Joe (E), Texas (also wore #47)	1946-47
Sanders, Frank (WR), Auburn	1995-02
Schmidt, George (E), Lewis (also wore #91)	1953
Sny, Don (RB), San Diego State	1973
Smith, Jackie (E), Northwest Louisiana	1963-77
Summerrall, Pat (K/E), Arkansas (also wore #85)	1953-57

82

Anderson, Ronnie (WR), Allegheny College (Pa.)	1998
Anderson, Stevie (WR), Grambling State (also wore #43)	1995-96
Badaczewski, John (G), Western Reserve	1948
Baty, Greg (TE), Stanford	1988
Bird, Steve (WR), Eastern Kentucky	1983-84
Bienermann, Tom (E), Drake (also wore #69)	1951-56
Brown, Ron (WR), Colorado (also wore #83)	1987
Cantor, Leo (B), UCLA (also wore #50)	1945
Cody, Mac (WR), Memphis	1999-00
Ferry, Lou (T), Villanova	1951
Goldsberry, John (T), Indiana	1949-50
Imhof, Martin (DE), San Diego State (also wore #62)	1972
Jacobs, Marv (T), None	1948
Jenkins, Mar-Tay (WR), Nebraska-Omaha	1999-02
Kasper, Kevin (WR), Iowa (also wore #11)	2002-
Knox, Kevin (WR), Florida State (also wore #18)	1994
Martin, Caleb (T), Louisiana Tech	1947
McConkey, Phil (WR), Navy	1989
Melinkovich, M. (DE), Grays Harbor J.C. (Wash.)	1965-66
Pollard, Bob (DE), Weber State	1978-81
Robinson, Patrick (WR/KR), Tennessee State	1994
Rolle, Butch (H-B/TE), Michigan State	1992-93
Schmiesing, Joe (DE), New Mexico State	1968-71
Swanson, Eric (WR), Tennessee (also wore #85)	1986
Thomas, Earl (WR), Houston	1974-75
Thompson, Ricky (WR), Baylor	1982
Usher, Darryl (WR), Illinois	1989

83

Boydston, Max (E), Oklahoma	1955-58
Brown, Derek (TE), Notre Dame	1999-00
Brown, Ron (WR), Colorado (also wore #82)	1987
Edwards, Anthony (WR), N. Mex. Highlands (also wore #81)	1991-98
Holmes, Don (WR), Mesa College (Colo.)	1988-90
Knafelec, Gary (E), Colorado	1954
Logan, Chuck (E), Northwestern	1965, '67-68

McAddley, Jason (WR), Alabama (also wore #90)	2002-
McFarland, Jim (E), Nebraska (also wore #80)	1970-74
Mitchell, Tywan (WR/TE), Minn. St.-Mankato (also wore #5)	1999-01
Pelfrey, Ray (E), Eastern Kentucky	1952
Tilley, Pat (WR), Louisiana Tech	1976-86

84

Anderson, Cliff (E), Indiana	1952-53
Banks, Mike (TE), Iowa State (also wore #80)	2002-
Clark, Gary (WR), James Madison	1993-94
Dowdell, Marcus (WR), Tennessee State	1995-96
Gedney, Chris (TE), Syracuse	1997-98, '00
Gillette, Walker (WR), Richmond	1972-73
Goode, John (TE), Youngstown State	1984
Harris, Ike (WR), Iowa State	1975-77
Jackson, Arnold (WR), Louisville	2001-02
Lomack, Tony (WR), Florida	1991
Nagler, Gern (E), Santa Clara (also wore #86)	1953, '55-58
Novacek, Jay (TE), Wyoming (also wore #85)	1985-89
Robb, Joe (DE), Texas Christian	1961-67
Shumann, Mike (WR), Florida State	1982-83
Smith, J.T. (WR), North Texas State	1985-90
Stief, Dave (WR), Portland State (also wore #21)	1978-82
Sugar, Leo (DE), Purdue	1960
Tant, Jay (TE), Northwestern (also wore #87)	2000
Williams, Kevin (WR), Miami (Fla.) (also wore #14)	1997

85

Anderson, Tazwell (E), Georgia Tech	1961-64
Bilbo, Jon (T), Mississippi (also wore #65)	1938-39
Gray, Mel (WR), Missouri	1971-82
Jones, Freddie (TE), North Carolina	2002-
Jorden, Tim (TE), Indiana	1989-91
Moore, Rob (WR), Syracuse	1995-2001
Novacek, Jay (TE), Wyoming (also wore #84)	1985-89
Pittman, Danny (WR), Wyoming	1963-84
Richards, Perry (E), Detroit	1959-60
Summerrall, Pat (K/E), Arkansas (also wore #81)	1953-57
Thomas, Ralph (E), San Francisco	1952
Ware, Derek (TE), Central State (Okla.)	1992-94
Williams, Jamie (TE), Nebraska	1983

86

Baker, Mel (WR), Texas Southern	1976
Brumm, Don (DE), Purdue	1963-69, '72
Childs, Jim (WR), California Poly-San Luis Obispo	1978-80
Clayton, Ralph (WR), Michigan	1981
Crittendon, John (E), Wayne State	1954
Duncan, Clyde (WR), Tennessee	1984-85
Fann, Chad (TE), Florida A&M (also wore #49)	1993-95
Floyd, John (WR), Northeast Louisiana	1981
Fox, Chas (WR), Furman	1986
Gilmore, Bryan (WR), Midwestern (Tex.) St. (also wore #11)	2000-
Jones, Ernie (WR), Indiana	1988-92
Jordan, Kevin (WR), UCLA	1996
Junkin, Trey (TE/LS), Louisiana Tech	1996-2001
McBride, Adrian (WR), Missouri	1987
McInnis, Hugh (E), Southern Mississippi	1960-62
Nagler, Gern (E), Santa Clara (also wore #84)	1953, '55-58
Swanson, Eric (WR), Tennessee (also wore #82)	1986
Thompson, Ken (WR), Utah State	1982-83

87

Brubaker, Dick (E), Ohio State	1955, '57
Bryant, Chuck (E), Ohio State	1962
Bush, Steve (TE), Arizona State	2001-

(All-Time Numerical Roster continued on page 296)

(All-Time Numerical Roster continued from page 295)

Chandler, Al (TE), Oklahoma	1978-79
Dimancheff, Babe (B), Purdue	1947-50
Gray, Earnest (WR), Memphis State	1985
Hillebrand, Jerry (LB) Colorado	1967
Johnson, Troy (WR), Southern	1966-87
Joyce, Terry (P), Missouri Southern	1976-77
Ladd, Jim (E), Bowling Green	1954
McBride, Oscar (TE), Notre Dame (also wore #48)	1995-96
McGill, Eddie (TE), Western Carolina	1982-84
McWilliams, Johnny (TE), Southern California	1995-99
Ofahengaue, Tevita (TE), Brigham Young	2001
Osborne, Richard (TE), Texas A&M	1979
Proehl, Ricky (WR), Wake Forest	1990-94
Ramsey, Ray (B), Bradley	1950-53
Schleicher, Maury (LB), Penn State	1959
Snowden, Cal (DE), Indiana	1969-70
Staggs, Jeff (LB), San Diego State	1972-73
Tant, Jay (TE), Northwestern (also wore #84)	2000
Thaxton, Jim (TE), Tennessee State	1978

88 (Retired)

Burkett, Jeff (E), Louisiana State (also wore #35, 89)	1947
Cain, J.V. (WR/TE), Colorado (honored with number retirement)	1974-77
Hyatt, Freddie (WR), Auburn	1968-72
Kuharich, Joe (G), Notre Dame (also wore #17)	1940-41, '45
Pupils, Andy (B), Notre Dame	1943
Randall, Sonny (WR), Virginia	1959-66
Sagely, Floyd (E), Arkansas	1957
Stutch, George (B), Temple	1946

89

Anderson, Warren (WR), West Virginia State	1978
Beach, Pat (TE), Washington	1993
Beckman, Tom (DE), Michigan	1972
Boso, Cap (TE), Illinois	1986
Boston, David (WR), Ohio State	1999-02
Brock, Fred (WR), Southern Mississippi	1996-98
Brown, Robert (TE), Alcorn A&M	1969-70
Burkett, Jeff (E), Louisiana State (also wore #35, 88)	1947
Gaines, Wendall (TE/DT), Oklahoma State (also wore #91)	1994-95
Harris, William (TE), Bishop	1987
Hayes, Jarius (TE), North Alabama (also wore #48)	1996, '98
LaFleur, Greg (TE), Louisiana State	1981-85
Long, Dave (DE), Iowa	1966-68
McPhee, Frank (E), Princeton	1955
Parris, Gary (TE), Florida State	1979-80
Reeves, Walter (TE), Auburn	1989-93
Walczak, Mark (TE), Arizona	1988
Samuels, Terry (TE), Kentucky (also wore #44)	1994-95
Schwall, Vic (B), Northwestern (also wore #37)	1947-50
Weber, Chuck (LB), West Chester State	1956-58

90

Campbell, Mark (DT), Florida	1997
McCants, Keith (DE), Alabama	1994-95
Moore, Alton (DE), Auburn (also wore #69)	2002
Osborne, Eldonta (LB), Louisiana Tech	1990
Procell, Jarrett (DE), Louisiana Tech	2001
Stallings, Robert (TE), Southern Mississippi	1986
Stowe, Tyrone (LB), Rutgers (also wore #91)	1991-93
Wadsworth, Andre (DE), Florida State	1998-00
Wilson, Karl (DE), Louisiana State	1989

91

Bryant, Wendell (DT), Wisconsin	2002
Gaines, Wendall (TE/DT), Oklahoma State (also wore #89)	1994-95

Lunz, Gerry (G), Marquette	1925-26
Monaco, Ron (LB), South Carolina	1986
Schmidt, George (E), Lewis (also wore #81)	1953
Slater, Fred (T), Iowa (also wore #14, 47)	1926-31
Stowe, Tyrone (LB), Rutgers (also wore #90)	1991-93
Swinger, Rashod (DT), Rutgers	1997-2000

92

Cousins, Jomo (DE), Florida A&M	1998
England, Eric (DE), Texas A&M	1994-96
Manley, Dexter (DE), Oklahoma State	1990
Rubio, Angel (DT), Southeast Missouri State	1999
Tanner, Barron (DT), Oklahoma	2000
Tardits, Richard (LB), Georgia	1989
Wallerstedt, Brett (LB), Arizona State	1993

93

Coleman, Sidney (LB), Southern Mississippi	1991
Davis, Reuben (DE), North Carolina	1992-93
Dunbar, Karl (DE), Louisiana State	1994-95
Gilbert, Freddie (DE), Georgia	1989
Smith, Mark (DE), Auburn	1997-00
Vanden Bosch, Kyle (TE), Nebraska	2001

94

Bell, Marcus (DT), Memphis	2001
Faukner, Jeff (DE), Southern	1991-92
Sears, Corey (DT), Mississippi State	1999-00
Wilson, Bernard (DT), Tennessee State	1994-98

95

Buczkowski, Bob (DT), Pittsburgh	1989
Burke, Thomas (DE), Wisconsin (also wore #60)	1999-02
Burnett, Victor (DE), Fresno State (also wore #69)	1987
Chapura, Dick (DT), Missouri	1990
Dwyer, Nate (DT), Kansas (also wore #72)	2000
Miller, Jamir (LB), UCLA	1994-98

96

Johnson, Dennis (DE), Kentucky	2002
McNania, Sean (DE), San Diego State	1988
Ottis, Brad (DT), Wayne State (Neb.)	1996-2000
Simmons, Clyde (DE), Western Carolina	1994-95
Williams, Chris (DL), American International	1991
Williams, Willie (T), Louisiana State (also wore #60)	1990-92

97

Busler, Ray (T), Marquette (also wore #43)	1940-41, '45
Hooks, Bryan (DT), Arizona State	1994
Hyche, Steve (LB), Livingston	1991-93
Maumalanga, Chris (DT), Kansas	1995-96
Rice, Simeon (DE), Illinois (also wore #79)	1996-00
Spachman, Chris (DE), Nebraska	1988
Wakefield, Fred (DE), Illinois	2001

98

Davis, Russell (DT), North Carolina	2000
Hairston, Carl (DT), Maryland-Eastern Shore	1990
Mallout, Ray (B), Southern Methodist (also wore #22, 78)	1941, '46-48
Swann, Eric (DL), None	1991-99

99 (Retired)

Goldberg, Marshall "Biggie" (B/DB), Pittsburgh	1939-40, '46-48
(also wore #42, 73) (honored with number retirement)	
Nussbaumer, Bob (B), Michigan	1949-50
Tonelli, Mario "Motts" (B), Notre Dame (also wore #58)	1940, '45

Cards By Colleges

A

Abilene Christian	2
Akron	1
Alabama	16
Alabama A&M	1
Alabama-Birmingham	1
Albright	1
Alcorn A&M	2
Alfred	1
Allegheny College (Pa.)	1
Allen (S.C.)	1
American International	1
Amherst	1
Arizona	11
Arizona State	11
Arkansas State	2
Arkansas	18
Arkansas-Pine Bluff	1
Auburn	21
Austin Peay	1

B

Ball State	1
Baylor	12
Birmingham-Southern	1
Bishop	1
Bloomsburg (Pa.)	1
Boise State	1
Boston College	8
Boston University	1
Bowling Green	5
Bradley	1
Brigham Young	8
Bucknell	2
Butler	1

C

California	8
California Polytechnic SLO	1
California State-Long Beach	2
California State-Los Angeles	1
California State-Northridge	1
California State-Sacramento	1
Carnegie Tech	1
Carthage	1
Catawba	1
Centenary	4
Central Florida	1
Central Junior College (Kan.)	1
Central Michigan	2
Central State (Okla.)	3
Centre	2
Chadron State	1
Cheyney State	1
Chicago	9
Chico State	1
Cincinnati	4
Citadel	3
Clemson	7
Coahoma Junior College (Miss.)	1
Colgate	2
Colorado	10
Colorado A&M	3

Colorado Mines	1
Colorado State	4
Columbia	1
Connecticut	1
Cornell	2
Creighton	4

D

Dakota State	1
Dartmouth	1
Dayton	3
Delaware	2
Delaware State	1
Denver	2
DePaul	7
Detroit	8
Drake	3
Duke	6
Duquesne	3

E

East Carolina	2
East Tennessee State	2
East Texas State	2
Eastern Illinois	1
Eastern Kentucky	4
Eastern Michigan	1
Edward Waters (Fla.)	1
Elon	1
Emporia State	1

F

Fairmont State	1
Florida A&M	5
Florida	13
Florida State	11
Fordham	5
Fresno State	6
Furman	4

G

Geneva	1
George Washington	1
Georgetown	3
Georgia	14
Georgia Tech	5
Gonzaga	3
Grambling State	6
Grays Harbor J.C. (Wash.)	1
Grinnell	1
Grove City	1

H

Hardin-Simmons	4
Harvard	4
Haskell	1
Hastings (Neb.)	1
Hawaii	7
Heidelberg	1
Henderson State	1
Holy Cross	3
Houston	6
Howard Payne	1

I

Idaho	4
Idaho State	1
Illinois Wesleyan	3
Illinois	32
Indiana	15
Indiana State	1
Iowa	17
Iowa State	8

J

Jackson State	4
James Madison	1

K

Kansas	11
Kansas State	10
Kearney State	1
Kent State	1
Kentucky	14
Kentucky State	1

L

Lamar	2
Langston	1
Lehigh	1
Lewis	1
Liberty	1
Lincoln (Mo.)	1
Livingston	1
Lombard	3
Long Beach State	1
Loras	1
Louisiana State	21
Louisiana Tech	7
Louisville	3
Loyola (Ill.)	5
Loyola (La.)	1
Luther	1

M

Maine	1
Manchester	1
Marquette	10
Marshall	5
Maryland	8
Maryland-Eastern Shore	2
Massachusetts	1
McNeese State	2
Memphis	3
Memphis State	2
Mesa College (Colo.)	1
Miami (Fla.)	11
Miami (O.)	5
Michigan	14
Michigan State	9
Middle Tennessee State	2
Midwestern (Tex.) State	1
Milton	1
Minnesota	11

(Cards By Colleges continued on page 298)

(Cards By Colleges continued from page 297)

Minnesota-Duluth.....	1
Minnesota State-Mankato.....	1
Mississippi.....	7
Mississippi College.....	1
Mississippi State.....	5
Missouri.....	12
Missouri Southern State.....	2
Montana.....	2
Montana State.....	2
Montana Tech.....	1
Montclair State.....	1
Morehead State.....	1
Morgan State.....	1
Morris Harvey.....	1
Murray State.....	1

N

New Hampshire.....	1
Navy.....	1
Northeast Louisiana.....	1
Nebraska.....	24
Nebraska-Omaha.....	1
Nevada.....	2
Nevada-Las Vegas.....	1
Nevada-Reno.....	2
New Mexico.....	3
New Mexico Highlands.....	1
New Mexico State.....	5
Newberry (S.C.).....	1
None.....	28
Norfolk State.....	1
North Carolina.....	11
North Carolina A&T.....	1
North Carolina Central.....	2
North Carolina State.....	7
North Dakota.....	2
North Dakota State.....	1
North Texas State.....	3
Northeast Louisiana.....	3
Northeast Missouri State.....	2
Northeastern (Okla.) State.....	1
Northeastern.....	1
Northern Alabama.....	2
Northern Arizona.....	1
Northern Illinois.....	4
Northern Iowa.....	1
Northern Michigan.....	2
Northwest Louisiana.....	1
Northwest Missouri State.....	1
Northwestern.....	18
Norwich.....	1
Notre Dame.....	50

O

Oglethorpe.....	1
Ohio.....	1
Ohio State.....	23
Ohio Wesleyan.....	1
Oklahoma.....	25
Oklahoma A&M.....	4
Oklahoma State.....	7
Oregon.....	13
Oregon State.....	11

P

Pacific.....	4
Pacific Lutheran.....	1
Penn State.....	14
Pennsylvania.....	1
Peru (Ind.) State.....	1
Pittsburg (Kan.) State.....	1
Pittsburgh.....	16
Portland.....	1
Portland State.....	3
Princeton.....	1
Purdue.....	13

R

Redlands.....	1
Rice.....	8
Richmond.....	2
Rutgers.....	2

S

Salem College.....	1
Sam Houston State.....	5
San Diego State.....	13
San Francisco.....	6
San Jose State.....	7
Santa Clara.....	6
Scottsbluff J.C.....	1
South Carolina.....	6
South Carolina State.....	3
South Florida.....	1
Southeast Louisiana.....	2
Southeast Missouri State.....	3
Southeastern Oklahoma State.....	1
Southern.....	11
Southern California.....	19
Southern Illinois.....	4
Southern Methodist.....	13
Southern Mississippi.....	9
Southwest Missouri State.....	1
Southwest Texas State.....	3
Southwestern Louisiana.....	1
Southwestern Oklahoma State.....	1
Springfield.....	1
St. Bonaventure.....	1
St. Edward's (Tex.).....	2
St. Francis.....	3
St. John's (Minn.).....	1
St. John's (N.Y.).....	1
St. Louis.....	1
St. Mary's (Calif.).....	8
St. Mary's (Minn.).....	1
St. Thomas (Minn.).....	3
St. Vincent.....	1
Stanford.....	5
Stephen F. Austin.....	4
Sui Ross State.....	1
Syracuse.....	8

T

Temple.....	3
Tennessee.....	16
Tennessee-Chattanooga.....	2
Tennessee-Martin.....	1

Tennessee State.....	12
Tennessee Tech.....	1
Texas.....	19
Texas A&I.....	4
Texas A&M.....	15
Texas-Arlington.....	1
Texas Christian.....	12
Texas-El Paso.....	9
Texas Mines.....	1
Texas Southern.....	1
Texas Tech.....	10
Toledo.....	1
Trinity (Tex.).....	3
Tulane.....	9
Tulsa.....	9

U

U.S. International.....	1
UCLA.....	16
Ursinus.....	1
Utah.....	10
Utah State.....	5

V

Vanderbilt.....	8
Villanova.....	6
Virginia.....	6
Virginia State.....	1
Virginia Tech.....	2
Virginia Union.....	1

W

Wake Forest.....	7
Washington.....	15
Washington (Mo.).....	5
Washington & Jefferson.....	4
Washington State.....	13
Wayne State.....	2
Weber State.....	1
West Chester State.....	2
West Texas State.....	3
West Virginia State.....	1
West Virginia.....	7
Western Carolina.....	2
Western Illinois.....	2
Western Michigan.....	4
Western Reserve.....	1
Westminster (Mo.).....	1
Wichita.....	1
Wichita State.....	2
William & Mary.....	2
Williams (Mass.).....	2
Wilmington.....	1
Winston-Salem.....	1
Wisconsin.....	19
Wisconsin State-Oshkosh.....	1
Wyoming.....	9

X

Xavier.....	1
-------------	---

Y

Youngstown State.....	3
-----------------------	---

Retired Jerseys

Larry Wilson Safety



Professional—One of the greatest defensive backs in NFL history ... enshrined in the Pro Football Hall of Fame in 1978 ... named to the all-time NFL team in 1994 to commemorate the league's 75th anniversary ... played entire career as a Cardinal in St. Louis (1960–72) ... played in eight Pro Bowls

... all-NFL six times ... 52 career interceptions ... cat-like defender and exceptional team leader ... interceptions in seven consecutive games in 1966 ... NFL's top free safety during 13-year career ... made the safety blitz famous.

College—Utah ... 6–0, 190 ... two-way star for Utes from 1957–60 ... seventh-round draft pick by St. Louis Cardinals in 1960.

Etc.—Born March 24, 1938 in Rigby, Idaho, ... regarded as one of the toughest players in NFL history ... once intercepted a pass for a go-ahead touchdown with two broken wrists ... retired in 2003, ending 43-year NFL career, all as a Cardinal.

Stan Mauldin Tackle



Professional—Tackle for the Chicago Cardinals (1946–48) ... opened holes in the line with hard-hitting bulk for the Cardinals' "Million-Dollar Backfield" ... member of the Cards' 1947 NFL championship team ... died of a heart attack after opening-day victory over the Eagles in 1948.

College—Texas ... 6–2, 215 ... all-America tackle for the Longhorns ... winner of the Outstanding Athlete Trophy in 1942 ... one of Texas' "13 Immortals" in 1940.

Etc.—Born December 27, 1920 in Amarillo, Texas ... flew bombing missions with the 15th Air Force Division over Italy during World War II.

8

J.V. Cain Tight End



Professional—Doubled at tight end and wide receiver for the St. Louis Cardinals (1974–77) ... part of Head Coach Don Coryell's messenger service as a rookie wide receiver in 1974 ... replaced Hall of Famer Jackie Smith at tight end in mid-1975 ... caught passes in 12 of 13 games in 1976 ... one-handed touch-

down catch in 1977 provided margin of victory in 16–13 win over Chicago ... died after collapsing from a heart condition at training camp in 1979.

College—Colorado ... 6–4, 220 ... all-America ... two-time all-Big 8 Conference selection ... caught 53 passes for 700 yards during junior and senior seasons ... first-round draft choice of the Cardinals in 1974.

Etc.—Born July 22, 1951 in Houston, Texas ... played in the East-West and Hula Bowl games.

Marshall Goldberg Running Back/Def. Back

99



Professional—All-round player who starred as a ball carrier, defensive back, and return specialist for the Chicago Cardinals (1939–43, '46–48) ... second team all-pro selection in 1941 ... NFL mid-season rushing, punt and kickoff return, and interception leader in 1941 ... career statistics included 1,644

yards rushing in 476 attempts for 11 touchdowns, and 60 pass receptions for 776 yards and five touchdowns ... member of Cards' 1947 NFL championship team.

College—Pittsburgh ... 5–11, 195 ... two-time consensus all-America halfback at Pitt.

Etc.—Born October 24, 1917 in Elkins, West Virginia ... 1980 inductee into the Jewish Hall of Fame in Tel Aviv, Israel ... playing career interrupted for two years (1944–45) during World War II when he served in the Navy ... nicknamed "Biggie."

77

Annual Results

Year	Won	Lost	Tied	Pct.	Head Coach	Year	Won	Lost	Tied	Pct.	Head Coach
1920	3	2	1	.600	Marshall Smith	1970	8	5	1	.615	Charley Winner
1921	3	3	2	.400	John "Paddy" Driscoll	1971	4	9	1	.308	Bob Hollway
1922	8	3	0	.727	John "Paddy" Driscoll	1972	4	9	1	.321	Bob Hollway (c)
1923	8	4	0	.667	Arnie Horween	1973	4	9	1	.321	Don Coryell
1924	5	4	1	.556	Arnie Horween	1974**	10	4	0	.714	Don Coryell
1925*	11	2	1	.846	Norm Barry	1975**	11	3	0	.786	Don Coryell
1926	5	6	1	.455	Norm Barry	1976	10	4	0	.714	Don Coryell
1927	3	7	1	.300	Guy Chamberlin	1977	7	7	0	.500	Don Coryell
1928	1	5	0	.167	Fred Gillies	1978	6	10	0	.375	Bud Wilkinson
1929	6	6	1	.500	Dewey Scanlon	1979	5	11	0	.312	Bud Wilkinson (d)
1930	5	6	2	.455	Ernie Nevers	1980	5	11	0	.312	Jim Hanifan
1931	5	4	0	.556	LeRoy Andrews (a)	1981	7	9	0	.438	Jim Hanifan
1932	2	6	2	.250	Jack Chevigny	1982	5	4	0	.556	Jim Hanifan
1933	1	9	1	.100	Paul Schissler	1983	8	7	1	.531	Jim Hanifan
1934	5	6	0	.455	Paul Schissler	1984	9	7	0	.563	Jim Hanifan
1935	6	4	2	.600	Milan Creighton	1985	5	11	0	.312	Jim Hanifan
1936	3	7	1	.300	Milan Creighton	1986	4	11	1	.281	Gene Stallings
1937	5	5	1	.500	Milan Creighton	1987##	7	8	0	.467	Gene Stallings
1938	2	9	0	.182	Milan Creighton	1988###	7	9	0	.438	Gene Stallings
1939	1	10	0	.091	Ernie Nevers	1989	5	11	0	.313	Gene Stallings (e)
1940	2	7	2	.222	Jimmy Conzelman	1990	5	11	0	.313	Joe Bugel
1941	3	7	1	.300	Jimmy Conzelman	1991	4	12	0	.250	Joe Bugel
1942	3	8	0	.273	Jimmy Conzelman	1992	4	12	0	.250	Joe Bugel
1943	0	10	0	.000	Philip G. Handler	1993	7	9	0	.436	Joe Bugel
1944	Cardinal-Pittsburgh teams played as combination					1994	8	8	0	.500	Buddy Ryan
1945	1	9	0	.100	Philip G. Handler	1995	4	12	0	.250	Buddy Ryan
1946	6	5	0	.545	Jimmy Conzelman	1996	7	9	0	.436	Vince Tobin
1947*	9	3	0	.750	Jimmy Conzelman	1997	4	12	0	.250	Vince Tobin
1948+	11	1	0	.917	Jimmy Conzelman	1998	9	7	0	.563	Vince Tobin
1949	6	5	1	.545	Phil Handler-Buddy Parker	1999	6	10	0	.375	Vince Tobin
1950	5	7	0	.417	Earl "Curly" Lambeau	2000	3	13	0	.188	Vince Tobin (f)
1951	3	9	0	.250	Earl "Curly" Lambeau	2001	7	9	0	.436	Dave McGinnis
1952	4	8	0	.333	Joseph L. Kuharich	2002	5	11	0	.313	Dave McGinnis
1953	1	10	1	.091	Joseph Stydahar	Totals	432	605	38	.420	
1954	2	10	0	.167	Joseph Stydahar	* Won NFL championship					
1955	4	7	1	.364	Ray Richards	** Won NFC Eastern Division championship					
1956	7	5	0	.583	Ray Richards	+ Won NFL Western Conference championship					
1957	3	9	0	.250	Ray Richards	# First season in St. Louis					
1958	2	9	1	.182	Frank "Pop" Ivy	## Last season in St. Louis					
1959	2	10	0	.167	Frank "Pop" Ivy	### First season in Phoenix					
1960#	5	6	1	.455	Frank "Pop" Ivy	(a) Resigned after one game. Replaced by Ernie Nevers.					
1961	7	7	0	.500	Frank "Pop" Ivy (b)	(b) Resigned after 12 games. Replaced by coaches Drulis, Prochaska, and Wiltsey.					
1962	4	9	1	.308	Wally Lemm	(c) Beginning with 1972, won-lost percentage includes ties.					
1963	9	5	0	.643	Wally Lemm	(d) Released after 13 games. Replaced by Larry Wilson on interim basis.					
1964	9	3	2	.750	Wally Lemm	(e) Released after 11 games. Replaced by Hank Kuhlmann on interim basis.					
1965	5	9	0	.357	Wally Lemm	(f) Released after seven games. Replaced by Dave McGinnis on interim basis. McGinnis named permanent head coach prior to the season finale.					
1966	8	5	1	.615	Charley Winner						
1967	6	7	1	.462	Charley Winner						
1968	9	4	1	.692	Charley Winner						
1969	4	9	1	.308	Charley Winner						

All-Time Results

1920 (3-2-1)

Head Coach Marshall Smith

Oct. 10	At Chicago Tigers	T	0-0	8,000
Oct. 17	Moline Athletics*	W	33-3	Unknown
Oct. 24	At Rock Island Ind.	L	0-7	4,000
Oct. 31	Detroit Heralds	W	21-0	3,000
Nov. 7	At Chicago Tigers	W	6-3	7,000
Nov. 14	Cincinnati Celts*	W	20-0	5,000
Nov. 21	Lansing Oldsmobile*	W	14-0	3,500
Nov. 28	Decatur Staleys	W	7-6	8,500
Dec. 5	At Decatur Staleys	L	0-10	8,500
Dec. 19	At Chicago Staleys*	T	14-14	Unknown
Home: 5-0. Away: 1-2-2.				105-43

*Non-league game

1924 (5-4-1)

Head Coach Arnie Horween

Sept. 28	Milwaukee Badgers	W	17-7	4,000
Oct. 5	Green Bay	W	3-0	2,800
Oct. 12	Minneapolis Marines	W	13-0	8,000
Oct. 19	At Chicago Bears	L	0-6	12,000
Oct. 26	Hammond Pros	L	3-6	3,500
Nov. 2	Milwaukee Badgers	L	8-17	3,000
Nov. 9	Dayton Triangles	W	23-0	2,500
Nov. 16	Akron Indians	W	13-0	2,500
Nov. 23	Racine Legion	T	10-10	4,000
Nov. 27	Chicago Bears	L	0-21	13,000
Home: 5-3-1. Away: 0-1.				90-67

1921 (3-3-2)

Head Coach John "Paddy" Driscoll

Sept. 25	Racine American Legion*	W	27-0	Unknown
Oct. 2	Minneapolis Marines	W	20-0	4,000
Oct. 9	Akron Pros	L	0-23	5,000
Oct. 16	Rock Island Ind.	L	7-14	4,000
Oct. 23	Columbus Panhandles	W	17-6	6,000
Nov. 6	Hammond Pros	W	7-0	Unknown
Nov. 20	Green Bay	T	3-3	2,000
Nov. 24	At Chicago Staleys*	W	27-0	Unknown
Nov. 27	Gary Elks*	W	21-0	2,000
Dec. 4	Akron Pros	L	0-7	3,500
Dec. 18	At Chicago Staleys	T	0-0	2,000
Home: 3-3-1. Away: 0-0-1.				102-53

*Non-league game

1925 11-2-1 (NFL Champion)

Head Coach Norm Barry

Sept. 27	Hammond Pros	L	6-10	Unknown
Oct. 4	Milwaukee Badgers	W	34-0	2,500
Oct. 11	Columbus Tigers	W	19-9	Unknown
Oct. 18	Kansas City Cowboys	W	20-7	Unknown
Oct. 25	Chicago Bears	W	9-0	13,000
Nov. 1	Duluth Kelleys	W	10-6	20,000
Nov. 8	Green Bay	W	9-6	4,000
Nov. 15	Buffalo Bisons	W	23-6	4,000
Nov. 22	Dayton Triangles	W	14-0	3,000
Nov. 26	At Chicago Bears	T	0-0	39,000
Nov. 29	Rock Island Ind.	W	7-0	3,000
Dec. 6	Pottsville Maroons	L	7-21	5,000
Dec. 10	Milwaukee Badgers	W	59-0	250
Dec. 12	Hammond Pros	W	13-0	1,000
Home: 11-2. Away: 0-0-1.				230-65

1922 (8-3)

Head Coach John "Paddy" Driscoll

Sept. 24	Maplewood Rovers*	W	28-0	Unknown
Oct. 1	Milwaukee Badgers	W	3-0	3,500
Oct. 15	Green Bay	W	16-3	3,500
Oct. 22	Minneapolis Marines	W	3-0	4,000
Oct. 29	Columbus Panhandles	W	37-6	5,000
Nov. 5	Buffalo All-Americans	W	9-7	4,000
Nov. 12	Akron Pros	W	7-0	2,000
Nov. 19	Canton Bulldogs	L	0-7	7,500
Nov. 26	At Canton Bulldogs	L	3-20	2,500
Nov. 30	Chicago Bears	W	6-0	14,000
Dec. 3	Dayton Triangles	L	3-7	3,000
Dec. 10	Chicago Bears	W	9-0	15,000
Home: 8-2. Away: 0-1.				96-50

*Non-league game

1926 (5-6-1)

Head Coach Norm Barry

Sept. 19	Columbus Tigers	W	14-0	2,500
Sept. 26	L.A. Buccaneers	W	15-0	8,000
Oct. 3	Racine Tornadoes	W	20-0	3,000
Oct. 10	At Green Bay	W	13-7	5,000
Oct. 17	At Chicago Bears	L	0-16	12,000
Oct. 24	At Milwaukee Badgers	W	3-2	Unknown
Oct. 31	Green Bay	L	0-3	2,500
Nov. 6	At Frankford Yellow Jackets	L	7-33	8,000
Nov. 7	At N.Y. Giants	L	0-20	5,000
Nov. 11	Chicago Bears*	L	0-10	10,000
Nov. 25	At Chicago Bears	T	0-0	8,000
Nov. 28	Kansas City Cowboys	L	2-7	14,000
Home: 3-3. Away: 2-3-1.				74-98

*Soldier Field

1923 (8-4)

Head Coach Arnie Horween

Sept. 30	Buffalo All-Americans	W	3-0	Unknown
Oct. 7	Rochester Jeffersons	W	60-0	5,000
Oct. 14	Akron Indians	W	19-0	Unknown
Oct. 21	Minneapolis Marines	W	9-0	4,000
Oct. 28	Dayton Triangles	W	13-3	5,000
Nov. 4	Canton Bulldogs	L	3-7	6,000
Nov. 11	Hammond Pros	W	6-0	3,500
Nov. 18	Duluth Kelleys	W	10-0	5,500
Nov. 25	Racine Legion	L	4-10	7,000
Nov. 29	At Chicago Bears	L	0-3	13,500
Dec. 2	Orange Indians	W	22-19	1,200
Dec. 9	Milwaukee Badgers	L	12-14	6,000
Home: 8-3. Away: 0-1.				161-56

1927 (3-7-1)

Head Coach Guy Chamberlin

Sept. 25	Chicago Bears	L	0-9	4,000
Oct. 2	Maroons Pottsville	W	19-7	2,000
Oct. 9	Dayton Triangles	W	7-0	2,500
Oct. 16	At Green Bay	L	0-13	4,500
Oct. 30	N.Y. Yankees	L	6-7	15,000
Nov. 6	Green Bay	T	6-6	3,500
Nov. 13	At N.Y. Yankees	L	6-20	10,000
Nov. 19	At Frankford Yellow Jackets	L	8-12	7,000
Nov. 20	At N.Y. Giants	L	7-28	10,000
Nov. 24	At Chicago Bears	W	3-0	6,000
Nov. 27	Cleveland Bulldogs	L	7-32	5,000
Home: 2-3-1. Away: 1-4.				69-134

(All-Time Results continued on page 302)

(All-Time Results continued from page 301)

1928 (1-5)

Head Coach Fred Gillies

Sept. 23	Chicago Bears	L	0-15	4,000
Oct. 7	Dayton Triangles	W	7-0	Unknown
Oct. 14	At Green Bay	L	0-20	4,200
Nov. 24	At Frankford Yellow Jackets	L	0-19	8,000
Nov. 25	At N.Y. Yankees	L	0-19	7,000
Nov. 29	At Chicago Bears	L	0-34	10,000
Home: 1-1. Away: 0-5.				
7-107				

1929 (6-6-1)

Head Coach Dewey Scanlon

Sept. 22	At Canton Bulldogs	L	0-6	1,800
Sept. 29	At Buffalo Bisons	W	9-3	4,000
Oct. 5	At Green Bay	L	2-9	7,000
Oct. 13	At Minneapolis Red Jackets	L	7-14	Unknown
Oct. 20	At Chicago Bears	T	0-0	20,000
Oct. 27	Green Bay	L	6-7	10,000
Nov. 2	At Frankford Yellow Jackets	L	0-8	5,000
Nov. 6	At Providence Steam Roller	W	16-0	6,000
Nov. 10	Minneapolis Red Jackets	W	8-0	1,000
Nov. 17	Green Bay	L	0-12	10,000
Nov. 24	Dayton Triangles	W	19-0	300
Nov. 28	Chicago Bears	W	40-5	7,000
Dec. 1	At N.Y. Giants	L	21-24	5,000
Dec. 8	At Orange Tornadoes	W	26-0	Unknown
Home: 3-2. Away: 3-4-1.				
154-83				

*Non-league game

1930 (6-5-2)

Head Coach Ernie Nevers

Sept. 21	At Green Bay	L	0-14	8,000
Sept. 28	At Minneapolis Yellow Jackets	T	7-7	Unknown
Oct. 5	At Portsmouth Spartans	T	0-0	6,500
Oct. 8	At Newark Tornadoes	W	13-0	5,000
Oct. 12	At Providence Steam Roller	L	7-9	6,500
Oct. 16	At N.Y. Giants	L	12-25	15,000
Oct. 19	Chicago Bears	L	6-32	10,000
Oct. 25	At Frankford Yellow Jackets	W	34-7	Unknown
Oct. 26	Portsmouth Spartans	W	23-13	8,000
Oct. 29	At Milwaukee Nighthawks	W	33-6	2,500
Nov. 2	Frankford Yellow Jackets	W	6-0	3,000
Nov. 9	N.Y. Giants	L	7-13	4,000
Nov. 16	Green Bay	W	13-6	12,000
Nov. 23	Memphis Tigers	W	20-7	Unknown
Nov. 27	At Chicago Bears	L	0-6	8,175
Dec. 7	At Memphis Tigers	W	6-0	Unknown
Dec. 14	At Chicago Bears	L	7-9	Unknown
Home: 3-2. Away: 3-4-2.				
194-154				

*Non-league game

1931 (5-4)

Head Coach Roy Andrews (1 game)

Head Coach Ernie Nevers (10 games)

Sept. 23	At Portsmouth Spartans	L	3-13	8,000
Oct. 11	At Green Bay	L	7-26	8,000
Oct. 18	At Chicago Bears	L	13-26	8,000
Nov. 1	At Brooklyn Dodgers	W	14-7	15,000
Nov. 8	At Cleveland Indians	W	14-6	10,000
Nov. 15	Green Bay	W	21-13	9,000
Nov. 22	Portsmouth Spartans	W	20-19	5,000
Nov. 26	At Chicago Bears	L	7-18	14,000
Nov. 28	Cleveland Indians	W	21-0	1,500
Dec. 13	At St. Louis Gunners	W	26-6	10,000
Dec. 20	Memphis Tigers	W	24-7	3,000
Home: 3-0. Away: 2-4.				
170-141				

*Non-league game

1932 (2-6-2)

Head Coach Jack Chevigny

Sept. 18	At Green Bay	L	7-15	3,500
Sept. 25	Battle Creek Maroons	W	19-0	2,000
Oct. 2	At Portsmouth Spartans	T	7-7	3,725
Oct. 9	Chicago Bears	T	0-0	7,234
Oct. 16	At Boston Braves	W	9-0	15,000
Oct. 30	Brooklyn Dodgers	W	27-7	7,159
Nov. 6	Green Bay	L	9-19	11,000
Nov. 13	At Brooklyn Dodgers	L	0-3	15,000
Nov. 20	At Staten Island Stapletons	L	7-21	5,000
Nov. 24	At Chicago Bears	L	0-34	6,800
Nov. 27	Boston Braves	L	6-8	6,200
Dec. 4	At St. Louis Gunners	W	20-7	4,000
Home: 1-2-1. Away: 1-4-1.				
111-120				

*Non-league game

1933 (1-9-1)

Head Coach Paul Schissler

Sept. 17	Freeport Lions	W	29-6	Unknown
Sept. 20	Indianapolis Indians	W	2-0	2,500
Sept. 27	At Pittsburgh Pirates	L	13-14	6,000
Oct. 1	At Portsmouth Spartans	L	6-7	Unknown
Oct. 8	At Cincinnati Reds	W	3-0	1,500
Oct. 15	Chicago Bears	L	9-12	12,000
Oct. 22	At Boston Redskins	L	0-10	18,000
Oct. 29	At Brooklyn Dodgers	L	0-7	18,000
Nov. 5	At Green Bay	L	6-14	5,000
Nov. 12	Cincinnati Reds	L	9-12	6,000
Nov. 19	Brooklyn Dodgers	L	0-3	4,000
Nov. 30	At Chicago Bears	L	6-22	8,000
Dec. 3	Boston Redskins	T	0-0	7,000
Dec. 10	At St. Louis Gunners	L	7-20	10,991
Home: 0-3-1. Away: 1-6.				
90-135				

*Non-league game

1934 (5-6)

Head Coach Paul Schissler

Sept. 23	At Cincinnati Reds	W	9-0	6,000
Sept. 30	At Detroit	L	0-6	18,000
Oct. 7	At Cincinnati Reds	W	16-0	2,500
Oct. 14	At Chicago Bears	L	0-20	15,000
Oct. 21	At Green Bay	L	0-15	4,000
Oct. 28	At Boston Redskins	L	0-9	10,000
Nov. 6	At Brooklyn Dodgers	W	21-0	7,000
Nov. 11	Detroit	L	13-17	7,000
Nov. 18	At Green Bay	W	9-0	3,000
Nov. 25	At Chicago Bears	L	6-17	13,800
Nov. 29	Green Bay	W	6-0	3,500
Dec. 2	At Kansas City Blues	W	13-7	3,500
Dec. 5	At Tulsa Oilers	W	20-7	1,200
Dec. 9	Stanford Braves	W	37-2	12,000
Dec. 13	L.A. Bulldogs	L	10-13	Unknown
Dec. 16	At St. California Maroons	W	41-7	16,000
Dec. 20	PCFL All-Stars	W	17-7	4,000
Dec. 23	At Berkeley Giants	W	21-0	7,000
Home: 1-1. Away: 4-5.				
139-134				

*Non-league game

1935 (6-4-2)

Head Coach Milan Creighton

Sept. 15	At Green Bay	W	7-6	10,000
Sept. 29	At Detroit	T	10-10	8,200
Oct. 13	At Green Bay	W	3-0	17,000
Oct. 20	At Pittsburgh Pirates	L	13-17	6,000
Oct. 27	At N.Y. Giants	W	14-13	32,000
Nov. 3	Detroit	L	6-7	5,000
Nov. 10	Philadelphia	W	12-3	6,000
Nov. 19	At Brooklyn Dodgers	L	12-14	18,000
Nov. 24	At Boston Redskins	W	6-0	6,000
Nov. 28	Green Bay	W	9-7	7,500
Dec. 1	At Chicago Bears	T	7-7	12,167
Dec. 8	Chicago Bears	L	0-13	17,373
Home: 2-2. Away: 4-2-2.				
99-97				

1936 (3-7-2)

Head Coach Milan Creighton

Sept. 13	At Green Bay	L	7-10	8,900
Sept. 20	At LaCrosse Lagers*	W	20-8	Unknown
Sept. 28	At Detroit	L	0-39	25,800
Oct. 4	At Green Bay	L	0-24	12,000
Oct. 11	At Chicago Bears	L	3-7	16,288
Oct. 16	At N.Y. Giants	T	6-6	17,000
Oct. 25	At Brooklyn Dodgers	L	0-9	20,000
Nov. 1	At Boston Redskins	L	10-13	7,000
Nov. 8	Philadelphia	W	13-0	1,500
Nov. 15	Pittsburgh Pirates	W	14-6	3,856
Nov. 22	Detroit	L	7-14	7,579
Nov. 29	Chicago Bears	W	14-7	13,704
Dec. 6	Green Bay	T	0-0	5,000
Dec. 13	L.A. Bulldogs*	T	10-10	15,000

Home: 3-1-2. Away: 1-6-1.

*Non-league game

1937 (5-5-1)

Head Coach Milan Creighton

Sept. 12	At Green Bay	W	14-7	10,000
Sept. 19	At Detroit	L	7-16	17,000
Sept. 24	At Washington	W	21-14	22,367
Sept. 26	At Philadelphia	T	6-6	3,912
Oct. 3	At Cleveland Rams	W	6-0	10,000
Oct. 10	At Green Bay	L	13-34	18,000
Oct. 17	At Chicago Bears	L	7-16	23,000
Oct. 24	At Pittsburgh Pirates	W	13-7	8,963
Oct. 31	Cleveland Rams	W	13-7	9,923
Nov. 21	Detroit	L	7-16	8,575
Dec. 5	Chicago Bears	L	28-42	7,313

Home: 1-2 (25,812). Away: 4-3-1 (113,242).

1938 (2-9)

Head Coach Milan Creighton

Sept. 1	College All-Stars*	W	32-0	8,724
Sept. 11	Chicago Bears	W	13-16	20,000
Sept. 17	At Cleveland Rams	L	7-6	7,500
Sept. 25	At Green Bay	L	7-28	22,000
Sept. 28	At Green Bay (Buffalo)	L	22-24	12,500
Oct. 2	At Brooklyn Dodgers	L	0-13	17,129
Oct. 11	L.A. Bulldogs* (At Charleston, W. Va.)	T	14-14	6,500
Oct. 16	At Chicago Bears	L	28-34	21,614
Oct. 23	At Detroit	L	0-10	17,917
Oct. 26	At Philadelphia (At Erie, Pa.)	L	0-7	15,000
Nov. 6	At N.Y. Giants	L	0-6	19,648
Nov. 13	Cincinnati Bengals*	T	14-14	5,000
Nov. 20	Detroit	L	3-7	8,279
Nov. 27	Cleveland Rams	W	31-17	2,200

Home: 2-1. Away: 1-8.

*Non-league game

1939 (1-10)

Head Coach Ernie Nevers

Sept. 10	At Detroit	L	13-21	15,075
Sept. 17	At Green Bay	L	10-24	12,000
Sept. 24	At Pittsburgh Pirates	W	10-0	19,008
Oct. 1	Detroit	L	3-17	9,000
Oct. 8	At Green Bay	L	20-27	20,000
Oct. 15	At Chicago Bears	L	7-44	29,592
Oct. 22	Cleveland Rams	L	0-24	10,000
Nov. 5	At Cleveland Rams	L	0-14	6,578
Nov. 12	At N.Y. Giants	L	7-17	26,217
Nov. 19	At Washington	L	7-28	26,657
Nov. 26	Chicago Bears	L	7-48	16,055

Home: 0-3 (35,055). Away: 1-7 (158,937)

1940 (2-7-2)

Head Coach Jimmy Conzelmann

Sept. 8	At Pittsburgh	T	7-7	22,000
Sept. 15	At Detroit (At Buffalo)	T	0-0	18,048
Sept. 25	Chicago Bears	W	21-7	23,181
Sept. 29	At Green Bay	L	6-31	21,000
Oct. 5	At Detroit	L	14-43	20,619
Oct. 13	At Washington	L	21-28	33,691
Oct. 20	At Cleveland Rams	L	14-26	13,683
Oct. 27	Cleveland Rams	W	17-7	10,313
Nov. 1	Green Bay	L	7-28	11,364
Nov. 24	At Brooklyn Dodgers	L	9-14	16,619
Dec. 1	At Chicago Bears	L	23-31	13,902

Home: 2-1 (44,858). Away: 0-6-2 (159,562).

139-222

1941 (3-7-1)

Head Coach Jimmy Conzelmann

Sept. 9	At Kanosha Cardinals*	T	21-21	3,000
Sept. 16	Cleveland Rams	L	6-10	15,000
Sept. 27	Detroit	T	14-14	15,458
Oct. 5	At Green Bay (Milw.)	L	13-14	10,000
Oct. 12	At Chicago Bears	L	7-53	34,666
Oct. 19	At Brooklyn Dodgers	W	20-6	12,054
Oct. 26	At Philadelphia	L	14-21	12,683
Nov. 2	At N.Y. Giants	W	10-7	29,289
Nov. 16	At Green Bay	L	9-17	15,495
Nov. 23	At Cleveland Rams	W	7-0	5,000
Nov. 30	At Detroit	L	3-21	17,051
Dec. 7	Chicago Bears	L	24-34	18,879

Home: 0-2-1. Away: 3-5.

*Non-league game

1942 (3-8)

Head Coach Jimmy Conzelmann

Sept. 6	Western Army All-Stars* (At Denver, Colo.)	L	10-16	20,000
Sept. 13	At Cleveland Rams (At Buffalo)	W	7-0	18,698
Sept. 20	Detroit	W	13-0	14,742
Oct. 4	Green Bay	L	13-17	25,000
Oct. 11	At Chicago Bears	L	14-41	38,500
Oct. 18	At Detroit	W	7-0	14,100
Oct. 25	At Cleveland Rams	L	3-7	7,896
Nov. 1	At Green Bay	L	24-55	15,000
Nov. 8	At Washington	L	0-28	35,425
Nov. 15	Wichita Aero Commanders*	W	35-7	5,000
Nov. 22	At Pittsburgh	L	3-19	20,711
Nov. 29	At N.Y. Giants	L	7-21	20,354
Dec. 6	Chicago Bears	L	7-21	8,251

Home: 1-2. Away: 2-6.

*Non-league game

1943 (0-10)

Head Coach Phil Handler

Sept. 19	At Detroit	L	14-35	23,408
Sept. 26	Washington (Buffalo)*	L	21-43	20,707
Oct. 3	Green Bay	L	7-28	15,563
Oct. 10	Chicago Bears	L	8-20	24,658
Oct. 17	Detroit (Buffalo)	L	0-7	15,072
Oct. 24	At Washington	L	7-13	35,540
Oct. 31	At Phila.-Pitt. Steagles	L	13-34	16,351
Nov. 7	At Brooklyn Dodgers	L	0-7	13,340
Nov. 14	At Green Bay	L	14-35	11,000
Nov. 21	At N.Y. Giants	L	13-24	19,804
Nov. 28	Chicago Bears	L	24-35	17,219

Home: 0-3 (57,440). Away: 0-7 (134,515).

*Non-league game

(All-Time Results continued on page 304)

1944 (0-10)+**Co-coach Phil Handler (Cardinals)****Co-coach Walt Kiesling (Steelers)**

Sept. 12	Philadelphia*	L	0-22	20,000
Sept. 18	Washington* (At Pitt., Pa.)	L	0-3	17,085
Sept. 24	Cleveland Rams (At Pitt., Pa.)	L	28-30	20,968
Oct. 1	N.Y. Giants* (At Pitt., Pa.)	W	17-16	Unknown
Oct. 8	At Green Bay	L	7-34	16,500
Oct. 15	At Chicago Bears	L	7-34	20,940
Oct. 22	At N.Y. Giants	L	0-23	40,734
Oct. 29	At Washington	L	20-42	35,540
Nov. 5	Vs. Detroit (At Pitt., Pa.)	L	0-27	17,743
Nov. 12	At Detroit	L	0-10	13,239
Nov. 19	Cleveland Rams	L	6-33	14,632
Nov. 26	Green Bay	L	20-35	7,158
Dec. 3	Chicago Bears (At Pittsburgh, Pa.)	L	7-49	9,069

Home: 0-5. Away: 0-5

125-369

*Non-league games

+The Cardinals and Steelers combined teams for the 1944 season as a war-time emergency measure. Coaching duties were divided between the teams' head coaches. Home games were divided between Pittsburgh and Chicago.

1945 (1-9)**Head Coach Phil Handler**

Sept. 17	Washington* (At Buffalo, N.Y.)	T	7-7	Unknown
Sept. 23	Detroit (At Milwaukee, Wisc.)	L	0-10	5,461
Sept. 30	At Cleveland Rams	L	0-21	10,872
Oct. 7	At Philadelphia	L	6-26	25,581
Oct. 14	At Chicago Bears	W	16-7	20,784
Oct. 21	At Detroit	L	0-26	32,644
Oct. 28	At Green Bay	L	14-33	19,221
Nov. 4	At Washington	L	21-24	35,000
Nov. 11	At Pittsburgh	L	0-23	13,153
Nov. 18	Cleveland Rams	L	21-35	18,000
Dec. 2	Chicago Bears	L	20-28	13,925

Home: 0-2. Away: 1-7.

105-235

*Non-league game

1946 (6-5)**Head Coach Jimmy Conzelman**

Sept. 20	At Pittsburgh	L	7-14	32,851
Sept. 30	Detroit	W	34-14	26,842
Oct. 6	Chicago Bears	L	17-34	39,263
Oct. 13	At Detroit	W	36-14	23,987
Oct. 20	At N.Y. Giants	L	24-28	50,681
Oct. 27	L.A. Rams	W	34-10	38,180
Nov. 3	At Boston Yanks	W	28-14	10,556
Nov. 10	Green Bay	L	7-19	30,691
Nov. 17	At L.A. Rams	L	14-17	38,271
Nov. 24	At Green Bay	W	24-6	16,150
Dec. 1	At Chicago Bears	W	35-28	47,511

Home: 2-2 (134,976). Away: 4-3 (220,007).

260-198

1947 (9-3, NFL Champion)**Head Coach Jimmy Conzelman**

Sept. 28	Detroit	W	45-21	22,739
Oct. 5	Chicago Bears	W	31-7	51,123
Oct. 12	At Green Bay	W	14-10	25,502
Oct. 19	At L.A. Rams	L	7-27	69,631
Oct. 26	Boston Yankees	W	27-7	22,286
Nov. 2	L.A. Rams	W	17-10	40,575
Nov. 9	At Detroit	W	17-7	27,513
Nov. 16	Green Bay	W	21-20	40,086
Nov. 23	At Washington	L	21-45	35,362
Nov. 30	At N.Y. Giants	L	31-35	28,744
Dec. 7	At Philadelphia	W	45-21	34,432
Dec. 14	At Chicago Bears	W	30-21	48,632

Home: 5-0 (176,809). Away: 4-3 (269,816).

306-231

NFL Championship Game, Comiskey Park, Chicago

Dec. 28 Philadelphia W 28-21 30,759

1948 (11-1)**Head Coach Jimmy Conzelman**

Sept. 24	Philadelphia	W	21-14	25,875
Oct. 4	Chicago Bears	L	17-28	52,765
Oct. 10	At Green Bay (Milw.)	W	17-7	34,369
Oct. 17	At N.Y. Giants	W	63-35	35,342
Oct. 24	Boston Yanks	W	49-27	23,433
Oct. 31	At L.A. Rams	W	27-22	32,149
Nov. 7	Detroit	W	56-20	24,051
Nov. 14	At Pittsburgh	W	24-7	33,364
Nov. 21	L.A. Rams	W	27-24	29,031
Nov. 25	At Detroit	W	28-14	22,957
Dec. 5	Green Bay	W	42-7	26,072
Dec. 12	At Chicago Bears	W	24-21	51,283

Home: 5-1 (181,227). Away: 6-0 (209,464).

395-226

NFL Championship Game, Shibe Park, Philadelphia

Dec. 19 At Philadelphia L 0-7 36,309

1949 (6-5-1)**Head Coaches Buddy Parker (5 games)****Phil Handler (7 games)**

Sept. 26	Washington	W	38-7	24,136
Oct. 2	Chicago Bears	L	7-17	52,867
Oct. 8	At Philadelphia	L	3-28	34,576
Oct. 16	At Green Bay (Milw.)	W	39-17	18,164
Oct. 23	Detroit	L	7-24	23,215
Oct. 30	N.Y. Giants	L	38-41	21,339
Nov. 6	At Detroit	W	42-19	22,479
Nov. 13	At N.Y. Bulldogs	W	65-20	9,072
Nov. 20	L.A. Rams	T	28-28	34,100
Nov. 27	Green Bay	W	41-21	16,787
Dec. 4	At L.A. Rams	W	31-27	74,673
Dec. 11	At Chicago Bears	L	21-52	50,101

Home: 2-3-1 (171,444). Away: 4-2 (209,065).

360-301

1950 (5-7)**Head Coach Earl "Curly" Lambeau**

Sept. 24	Philadelphia	L	7-45	24,914
Oct. 2	Baltimore	W	55-13	14,439
Oct. 8	At Chicago Bears	L	6-27	48,025
Oct. 15	At Cleveland	L	24-34	33,774
Oct. 22	At Washington	W	38-28	27,856
Oct. 29	N.Y. Giants	W	17-3	23,964
Nov. 5	Cleveland	L	7-10	38,456
Nov. 12	At N.Y. Giants	L	21-51	22,380
Nov. 19	At Philadelphia	W	14-10	28,368
Nov. 23	Pittsburgh	L	17-28	11,622
Dec. 3	Chicago Bears	W	20-10	31,919
Dec. 10	At Pittsburgh	L	7-28	16,301

Home: 3-3 (145,314). Away: 2-4 (178,704).

233-287

1951 (3-9)**Head Coach Earl "Curly" Lambeau**

Sept. 30	Philadelphia	L	14-17	16,129
Oct. 7	Chicago Bears	W	28-14	33,781
Oct. 14	At N.Y. Giants	L	17-28	26,095
Oct. 21	At Washington	L	3-7	22,960
Oct. 28	Pittsburgh	L	14-28	14,773
Nov. 4	Cleveland	L	17-34	19,742
Nov. 11	At L.A. Rams	L	21-45	29,996
Nov. 18	At San Francisco	W	27-21	19,658
Nov. 25	N.Y. Giants	L	0-10	11,892
Dec. 2	At Cleveland	L	28-49	30,550
Dec. 9	Washington	L	17-20	9,459
Dec. 16	At Chicago Bears	W	24-14	15,085

Home: 1-5 (105,776). Away: 2-4 (146,344).

210-287

1952 (4-8)

Head Coach Joe Kuharich

Sept. 29	Washington	L	7-23	17,837
Oct. 5	Chicago Bears	W	21-10	34,697
Oct. 12	At Washington	W	17-6	24,600
Oct. 19	At N.Y. Giants	W	24-23	41,182
Oct. 26	Pittsburgh	L	28-34	20,395
Nov. 2	N.Y. Giants	L	6-28	27,195
Nov. 9	At Cleveland	L	13-28	34,097
Nov. 16	At Philadelphia	L	7-10	18,908
Nov. 23	At Pittsburgh	L	14-17	18,330
Nov. 30	Philadelphia	W	28-22	13,577
Dec. 7	Cleveland	L	0-10	24,541
Dec. 14	At Chicago Bears	L	7-10	32,578
Home: 2-4 (120,405). Away: 2-4.			172-221	

1953 (1-10-1)

Head Coach Joe Stydahar

Sept. 27	Washington	L	13-24	16,055
Oct. 4	Cleveland	L	7-27	24,374
Oct. 11	At Pittsburgh	L	28-31	25,935
Oct. 18	At N.Y. Giants	L	7-21	30,301
Oct. 25	Philadelphia	L	17-56	22,064
Nov. 1	N.Y. Giants	L	20-23	17,499
Nov. 8	At Washington	L	17-28	19,654
Nov. 15	L.A. Rams	T	24-24	26,574
Nov. 21	At Philadelphia	L	0-38	19,402
Nov. 29	At Cleveland	L	16-27	24,499
Dec. 6	Pittsburgh	L	17-21	14,138
Dec. 13	At Chicago Bears	W	24-17	38,059
Home: 0-5-1. Away: 1-5.			190-337	

1954 (2-10)

Head Coach Joe Stydahar

Sept. 26	N.Y. Giants	L	10-41	16,780
Oct. 3	Philadelphia	L	16-35	17,084
Oct. 10	At Cleveland	L	7-31	24,101
Oct. 17	At N.Y. Giants	L	17-31	31,256
Oct. 24	Cleveland	L	3-35	23,823
Oct. 31	Pittsburgh	W	17-14	18,765
Nov. 7	At Philadelphia	L	14-30	21,963
Nov. 14	At L.A. Rams	L	17-26	40,739
Nov. 21	Washington	W	38-16	15,619
Nov. 28	At Pittsburgh	L	17-20	14,460
Dec. 5	Chicago Bears	L	7-29	33,594
Dec. 12	At Washington	L	20-37	18,107
Home: 2-4 (125,665). Away: 0-6 (150,626).			183-347	

1955 (4-7-1)

Head Coach Ray Richards

Sept. 26	At Pittsburgh	L	7-14	26,359
Oct. 2	N.Y. Giants	W	28-17	9,555
Oct. 9	At Washington	W	24-10	26,337
Oct. 16	At N.Y. Giants	L	0-10	7,000
Oct. 23	Philadelphia	T	24-24	24,620
Oct. 30	Cleveland	L	20-26	29,471
Nov. 5	Pittsburgh	W	27-13	23,310
Nov. 13	At Green Bay	L	14-31	20,104
Nov. 20	Washington	L	0-31	16,901
Nov. 27	Chicago Bears	W	53-14	47,314
Dec. 4	At Philadelphia	L	3-27	19,378
Dec. 11	At Cleveland	L	24-35	25,914
Home: 3-2-1 (151,171). Away: 1-5 (125,092).			224-252	

1956 (7-5)

Head Coach Ray Richards

Sept. 30	Cleveland	W	9-7	20,966
Oct. 7	N.Y. Giants	W	35-27	21,799
Oct. 14	At Washington	W	31-3	25,794
Oct. 21	At Philadelphia	W	20-6	36,545
Oct. 28	Washington	L	14-17	30,553
Nov. 4	Philadelphia	W	28-17	27,609
Nov. 11	At N.Y. Giants	L	10-23	62,410
Nov. 18	At Pittsburgh	L	7-14	24,086
Nov. 25	Pittsburgh	W	38-27	17,724
Dec. 2	Green Bay	L	21-24	22,620
Dec. 9	At Chicago Bears	L	3-10	46,606
Dec. 16	At Cleveland	W	24-7	25,312
Home: 4-2 (141,251). Away: 3-3 (222,753).			240-182	

1957 (3-9)

Head Coach Ray Richards

Sept. 29	At San Francisco	W	20-10	35,743
Oct. 6	Washington	L	14-37	18,278
Oct. 13	At Pittsburgh	L	20-29	29,446
Oct. 20	At Washington	W	44-14	23,159
Oct. 27	Cleveland	L	7-17	26,341
Nov. 3	Philadelphia	L	21-38	18,718
Nov. 10	At N.Y. Giants	L	14-27	46,402
Nov. 24	N.Y. Giants	L	21-28	19,200
Dec. 1	At Cleveland	L	0-31	40,525
Dec. 8	Chicago Bears	L	6-14	43,735
Dec. 15	At Philadelphia	W	31-27	12,555
Dec. 22	Pittsburgh	L	2-27	10,084
Home: 0-6 (136,356). Away: 3-3 (187,830).			200-299	

1958 (2-9-1)

Head Coach Frank "Pop" Ivy

Sept. 28	At N.Y. Giants (Buffalo)	L	7-37	21,923
Oct. 4	Washington	W	37-10	21,824
Oct. 12	At Cleveland	L	28-35	65,403
Oct. 19	At N.Y. Giants	W	23-6	52,684
Oct. 26	Cleveland	L	24-38	30,933
Nov. 2	Philadelphia	T	21-21	17,486
Nov. 9	At Washington	L	31-45	26,196
Nov. 16	At Philadelphia	L	21-49	18,315
Nov. 23	Pittsburgh	L	20-27	15,946
Nov. 30	L.A. Rams	L	14-20	13,014
Dec. 7	At Chicago Bears	L	14-30	41,817
Dec. 13	At Pittsburgh	L	21-36	16,660
Home: 1-3-1 (99,203). Away: 1-6.			261-356	

1959 (2-10)

Head Coach Frank "Pop" Ivy

Sept. 27	Washington	W	49-21	21,892
Oct. 4	Cleveland	L	7-34	19,935
Oct. 11	At Washington	L	14-23	25,937
Oct. 18	At Cleveland	L	7-17	46,422
Oct. 25	Philadelphia (Mpls.)	L	24-28	20,112
Nov. 1	Pittsburgh	W	45-24	23,187
Nov. 8	At N.Y. Giants	L	3-9	56,779
Nov. 15	At Philadelphia	L	17-27	28,887
Nov. 22	N.Y. Giants (Mpls.)	L	20-30	26,625
Nov. 29	Chicago Bears	L	7-31	48,687
Dec. 6	At Detroit	L	21-45	45,811
Dec. 13	At Pittsburgh	L	20-35	19,011
			234-324	

Home: 2-2 (113,701). Home (Neutral): 0-2 (46,737). Away: 0-6 (222,847).

Note: Four Cardinal home games were played at Chicago's Soldier Field and two at Metropolitan Stadium in Minneapolis.

(All-Time Results continued from page 305)

1960 (6-5-1)

Head Coach Frank "Pop" Ivy (First season in St. Louis)

Sept. 23	At L.A. Rams	W	43-21	47,448
Oct. 2	N.Y. Giants	L	14-35	26,089
Oct. 9	At Philadelphia	L	27-31	33,701
Oct. 16	At Pittsburgh	L	14-27	22,971
Oct. 23	Dallas	W	12-10	23,128
Oct. 30	At N.Y. Giants	W	20-13	58,516
Nov. 6	Washington	W	44-7	22,458
Nov. 13	At Cleveland	L	27-28	48,192
Nov. 20	At Washington	W	26-14	23,848
Nov. 27	Cleveland	T	17-17	26,146
Dec. 4	Philadelphia	L	6-20	21,358
Dec. 18	Pittsburgh	W	38-7	20,840

Home: 3-2-1 (140,019); Away: 3-3 (235,876); 288-230

Usual Starting Lineup

Offense	Defense
LE.....Sonny Randle	LE.....Leo Sugar
LT.....Ed Cook	LT.....Don Owens
LG.....Mike McGee	RT.....Frank Fuller
C.....Don Gillis	RE.....Luke Owens
RG.....Ken Gray	LLB.....John Tracey
RT.....Tom Day	MLB.....Dale Meinert
TE.....Ken Panfil	RLB.....Bill Koman
TE.....Hugh McInnis	LCB.....Joe Driskill
FL.....Joe Childress	RCB.....Billy Stacy
QB.....John Roach	LS.....Jimmy Hill
RB.....John David Crow	RS.....Larry Wilson
FB.....Mal Hammack	RS.....Jimmy Hill
K.....Gerry Perry	P.....Larry Norton

Team Statistics

	Cards	Opp.
Total First Downs.....	229	158
Rushing.....	128	56
Passing.....	88	93
Penalty.....	13	9
Total Net Yards.....	4,167	3,029
Avg. Per Game.....	347.3	252.4
Total Plays.....	838	723
Avg. Per Play.....	5.0	4.2
Net Yards Rushing.....	2,356	1,212
Avg. Per Game.....	196.3	101.0
Total Rushes.....	484	344
Net Yards Passing.....	1,811	1,817
Avg. Per Game.....	150.9	151.4
Yards Lost Att. to Pass.....	179	330
Gross Yards.....	1,990	2,004
Att./Comp./Pct.....	285/126/44.2	301/156/51.8
Had Intercepted.....	25	21
Punts/Average.....	44/44.2	64/44.2
Net Punting Average.....	38.9	39.9
Penalties/Yards.....	46/456	59/500
Fumbles/Lost.....	43/21	35/23
Touchdowns.....	34	30
Rushing.....	13	8
Passing.....	20	20
Returns.....	1	2

Notes

NFL approves Cards' move from Chicago to St. Louis on March 13 ... team plays in 34,000-seat Sportsman's Park ... with no regular practice site, the team practices at an open field at a city park ... running back **John David Crow** breaks **Ollie Matson's** single-season rushing mark with 1,071 yards ... Crow sets franchise single-game mark that stood for 35 years with 203 yards vs. Pittsburgh on Dec. 18 ... Cards lead NFL in rushing with 2,356 yards (196.3 yards per game) and in rushing defense, allowing 1,212 yards (101 yards per game) ... defense also leads league, allowing 252.4 yards per game, 158 first downs, and just 56 first downs rushing ... wide receiver **Sonny Randle** leads NFL with club-record 15 touchdowns receiving on 62 receptions ... little-known Utah halfback **Larry Wilson**, selected in seventh round of draft, converts to safety due to injuries.

1961 (7-7)

Head Coach Frank "Pop" Ivy

Sept. 17	At N.Y. Giants	W	21-10	58,059
Sept. 24	At Cleveland	L	17-20	50,443
Oct. 1	At Philadelphia	W	30-27	59,399
Oct. 8	N.Y. Giants	L	9-24	23,713
Oct. 15	Philadelphia	L	7-20	20,262
Oct. 22	At Washington	W	24-0	28,037
Oct. 29	Cleveland	L	10-21	26,696
Nov. 5	At Dallas	W	31-17	20,500
Nov. 12	Detroit	L	14-45	20,320
Nov. 19	At Baltimore	L	0-16	58,112
Nov. 26	At Pittsburgh	L	27-30	17,090
Dec. 3	Washington	W	38-24	16,204
Dec. 10	Dallas	W	31-13	15,384
Dec. 17	Pittsburgh	W	20-9	16,298

Home: 3-4 (138,877); Away: 4-3 (289,640); 279-267

Usual Starting Lineup

Offense	Defense
LE.....Sonny Randle	LE.....Joe Robb
LT.....Ed Cook	LT.....Ed Henke
LG.....Mike McGee	LT.....Don Owens
C.....Don Gillis	RT.....Frank Fuller
RG.....Ken Gray	RE.....Ed Henke
RT.....Ernie McMillan	LLB.....Luke Owens
TE.....Gerry Perry	LLB.....Ted Bates
TE.....Taz Anderson	MLB.....Dale Meinert
TE.....Hugh McInnis	RLB.....Bill Koman
FL.....Bobby Joe Conrad	LCB.....Billy Stacy
OB.....Billy Stacy	RCB.....Bill West
OB.....Sam Etcheverry	RCB.....Jimmy Hill
RB.....Ralph Guglielmi	LS.....Jerry Norton
RB.....Charley Johnson	RS.....Larry Wilson
RB.....Prentice Gautt	RS.....Joe Driskill
RB.....John David Crow	P.....Jerry Norton
FB.....Frank Mestrik	
K.....Gerry Perry	

Team Statistics

	Cards	Opp.
Total First Downs.....	202	215
Rushing.....	83	91
Passing.....	110	112
Penalty.....	9	12
Total Net Yards.....	3,378	3,986
Avg. Per Game.....	241.3	284.7
Total Plays.....	839	971
Avg. Per Play.....	4.0	4.1
Net Yards Rushing.....	1,405	1,676
Avg. Per Game.....	100.4	119.7
Total Rushes.....	386	477
Net Yards Passing.....	1,973	2,310
Avg. Per Game.....	140.9	165.0
Yards Lost Att. to Pass.....	461	334
Gross Yards.....	2,434	2,644
Att./Comp./Pct.....	351/168/47.9	389/187/48.1
Had Intercepted.....	23	24
Punts/Average.....	85/44.7	67/43.5
Net Punting Average.....	39.6	38.5
Penalties/Yards.....	57/535	59/546
Fumbles/Lost.....	39/18	36/20
Touchdowns.....	37	30
Rushing.....	8	11
Passing.....	21	18
Returns.....	8	1

Notes

Cards sign decade-long CFL passing leader **Sam Etcheverry** and trade quarterback **John Roach** for running back **Prentice Gautt** and wide receiver **Taz Anderson** ... Gautt and Anderson enjoy productive Cardinal careers ... Etcheverry, who passed for 30,381 yards and 183 touchdowns in nine seasons for the Montreal Alouettes, hurts his arm in training camp ... coupled with running back **John David Crow's** broken ankle, Cards finish 7-7 ... Head Coach **Frank "Pop" Ivy** resigns with two games remaining ... Cards win both remaining contests as assistants **Chuck Drulis**, Ray Prochaska, and **Ray Wilsey** assume coaching reins ... during the season, Drulis and his prize pupil, second-year safety **Larry Wilson**, perfected the safety blitz.

1962 (4-9-1)

Head Coach Wally Lemm

Sept. 16	At Philadelphia	W	27-21	58,910
Sept. 23	At Green Bay	L	0-17	44,885
Sept. 30	At Washington	L	14-24	37,419
Oct. 7	N.Y. Giants	L	14-31	20,327
Oct. 14	Washington	T	17-17	18,104
Oct. 21	Cleveland	L	7-34	23,256
Oct. 28	At Dallas	W	28-24	16,027
Nov. 4	At N.Y. Giants	L	26-31	62,775
Nov. 11	Pittsburgh	L	17-26	20,264
Nov. 18	At Cleveland	L	14-38	41,815
Nov. 25	San Francisco	L	17-24	17,532
Dec. 2	At Pittsburgh	L	7-19	17,265
Dec. 9	Dallas	W	52-20	14,102
Dec. 16	Philadelphia	W	45-35	14,989

Home: 2-4-1 (128,574); Away: 2-5 (279,095);

287-287

Usual Starting Lineup

Offense	Defense
LE.....Sonny Randle	LE.....Joe Robb
LT.....Ed Cook	DT.....Don Owens
LG.....Mike McGee	DT.....Frank Fuller
C.....Bob DeMarco	RE.....Luke Owens
RG.....Ken Gray	LLB.....Marion Rushing
RT.....Ernie McMillan	MLB.....Garland Boyette
TE.....Taz Anderson	DLB.....Dale Meinert
FL.....Bobby Joe Conrad	RLB.....Bill Koman
QB.....Charley Johnson	LCB.....Billy Stacy
.....Sam Etcheverry	RCB.....Jimmy Hill
RB.....John David Crow	LS.....Norm Beal
RB.....Mal Hammack	RS.....Larry Wilson
.....Joe Childress	P.....Sam Etcheverry
K.....Gerry Perry	

Team Statistics

	Cards	Opp.
Total First Downs.....	268	251
Rushing.....	109	93
Passing.....	138	141
Penalty.....	21	17
Total Net Yards.....	4,798	4,719
Avg. Per Game.....	342.7	337.1
Total Plays.....	923	923
Avg. Per Play.....	5.2	5.1
Net Yards Rushing.....	1,698	1,732
Avg. Per Game.....	121.3	123.7
Total Rushes.....	416	452.7
Net Yards Passing.....	3,100	2,987
Avg. Per Game.....	221.4	213.4
Yards Lost Att. to Pass.....	288	315
Gross Yards.....	3,388	3,302
Att./Comp./Pct.....	434/220/51.7	377/196/51.9
Had Intercepted.....	30	16
Punts/Average.....	59/38.3	61/40.5
Penalties/Yards.....	56/655	63/584
Fumbles/Lost.....	37/21	23/15
Touchdowns.....	39	44
Rushing.....	20	18
Passing.....	18	21
Returns.....	1	5

Notes

Violet Wolfner Bidwill, widow of Card owner Charles W. Bidwill, Sr., passes away ... sons Bill and Charles (Stormy) Bidwill become legal owners and retain their titles of president (Stormy) and vice-president (Bill) ... Wally Lemm, a former Cardinal assistant coach, selected head coach ... Charley Johnson, a "future" draft pick in 1960, becomes starting quarterback in the fifth game of the season and sets team records for pass attempts (306), completions (150), and yardage (2,440) ... he also sets single-game mark with 386 yards against Philadelphia on Dec. 16 as Cards (589 yards total offense) and Eagles (498 yards) combine for 1,087 total yards, the second-highest total in NFL history ... Bobby Joe Conrad switches from running back to flanker and catches 62 passes to tie a club record set two years earlier by Sonny Randle ... Randle sets pair of team marks with 16 receptions for 256 yards at N.Y. Giants on Nov. 4.

1963 (9-5)

Head Coach Wally Lemm

Sept. 14	At Dallas	W	34-7	36,432
Sept. 22	At Philadelphia	W	28-24	60,671
Sept. 29	At Pittsburgh	L	10-23	28,225
Oct. 6	At Minnesota	W	56-14	30,220
Oct. 13	Pittsburgh	W	24-23	23,715
Oct. 20	Green Bay	L	7-30	32,224
Oct. 27	At Washington	W	21-7	46,921
Nov. 3	N.Y. Giants	L	21-38	29,482
Nov. 10	Washington	W	24-20	18,197
Nov. 17	At Cleveland	W	20-14	75,232
Nov. 24	At N.Y. Giants	W	24-17	62,992
Dec. 1	Cleveland	L	10-24	32,531
Dec. 8	Philadelphia	W	32-14	15,979
Dec. 15	Dallas	L	24-28	12,695

Home: 3-4 (164,823); Away: 6-1 (340,693);

341-283

Usual Starting Lineup

Offense	Defense
LE.....Sonny Randle	LE.....Joe Robb
LT.....Irv Goode	DT.....Don Owens
LG.....Ed Cook	RT.....Luke Owens
C.....Bob DeMarco	RE.....Don Brumm
RG.....Ken Gray	LLB.....Larry Stallings
RT.....Ernie McMillan	MLB.....Marion Rushing
TE.....Jackie Smith	DLB.....Dale Meinert
.....Taz Anderson	RLB.....Bill Koman
FL.....Bobby Joe Conrad	LCB.....Pat Fischer
QB.....Charley Johnson	RCB.....Jimmy Hill
FB.....Joe Childress	LS.....Jerry Stovall
.....Bill TriplettBilly Stacy
K.....Jim Bakken	RS.....Larry Wilson
	P.....Jim Bakken

Team Statistics

	Cards	Opp.
Total First Downs.....	254	235
Rushing.....	105	105
Passing.....	134	107
Penalty.....	15	23
Total Net Yards.....	4,870	3,954
Avg. Per Game.....	347.9	282.4
Total Plays.....	901	872
Avg. Per Play.....	5.4	4.5
Net Yards Rushing.....	1,839	1,802
Avg. Per Game.....	131.4	128.7
Total Rushes.....	423	
Net Yards Passing.....	3,031	2,152
Avg. Per Game.....	216.5	153.7
Sacked/Yards Lost.....	40/372	41/364
Gross Yards.....	3,403	2,516
Att./Comp./Pct.....	438/228/52.1	370/180/48.6
Had Intercepted.....	21	18
Punts/Average.....	65/40.7	74/40.1
Penalties/Yards.....	69/692	53/581
Fumbles/Lost.....	29/18	32/18
Touchdowns.....	44	34
Rushing.....	10	19
Passing.....	30	13
Returns.....	4	2

Notes

Bolstered by an exceptional draft, the Cardinals finish 9-5, their best record since 1948 ... eight drafties—end Don Brumm, linebacker Dave Meggsey, tackle Bob Reynolds, defensive tackle Sam Silas, tight end Jackie Smith, linebacker Larry Stallings, defensive back Jerry Stovall, and running back Bill Thornton—become multi-year starters ... flanker Bobby Joe Conrad catches club-record 73 passes for 967 yards with 10 touchdowns ... quarterback Charley Johnson sets four team single-season passing marks—attempts (423), completions (222), yardage (3,280) and touchdowns (28, still a club record tied by Neil Lomax in 1984) ... ground broken for a multi-purpose stadium in St. Louis.

(All-Time Results continued on page 306)

1964 (9-3-2)**Head Coach Wally Lemm**

Sept. 12	At Dallas	W	16-6	36,605
Sept. 20	At Cleveland	T	33-33	76,954
Sept. 27	At San Francisco	W	23-13	30,969
Oct. 4	At Washington	W	23-17	49,219
Oct. 12*	At Baltimore	L	27-47	60,213
Oct. 18	Washington	W	38-24	23,748
Oct. 25	Dallas	L	13-31	28,253
Nov. 1	At N.Y. Giants	L	17-34	63,072
Nov. 8	Pittsburgh	W	34-30	28,245
Nov. 15	N.Y. Giants	T	10-10	29,608
Nov. 22	At Philadelphia	W	38-13	60,671
Nov. 29	At Pittsburgh	W	21-20	27,807
Dec. 6	Cleveland	W	28-19	31,585
Dec. 13	Philadelphia	W	36-34	24,636

Home: 4-4-1 (165,075). Away: 5-2-1 (405,510). 357-331

Non-Advancing Playoff Bowl between second-place teams

Jan. 3, 1965	Vs. Green Bay	W	24-17	56,218
(At Miami)				

*Scheduling conflict with St. Louis baseball Cardinals' participation in the 1964 World Series moves home game to Baltimore.

Usual Starting Lineup

Offense	Defense
LE.....Sonny Randle	LE.....Joe Robb
LT.....Billy Gambrell	LT.....Sam Silas
LG.....Bob Reynolds	RT.....Luke Owens
LG.....Irv Goode	RE.....Don Brumm
C.....Bob DeMarco	LLB.....Larry Stallings
RG.....Ken Gray	MLB.....Mal Hammack
RT.....Ernie McMillan	MLB.....Dale Mainert
TE.....Taz Anderson	LCB.....Bill Korman
FL.....Jackie Smith	RCB.....Pat Fischer
FL.....Bobby Joe Conrad	RCB.....Jim Burson
QB.....Charley Johnson	LS.....Jimmy Hill
RB.....John David Crow	LS.....Jerry Stovall
RB.....Prentice Gautt	RS.....Larry Wilson
RB.....Joe Childress	P.....Jackie Smith
K.....Jim Bakken	

Team Statistics

	Cards	Opp.
Total First Downs	275	235
Rushing.....	95	96
Passing.....	152	128
Penalty.....	28	11
Total Net Yards	4,517	4,292
Avg. Per Game.....	322.6	306.6
Total Plays.....	915	845
Avg. Per Play.....	4.9	5.1
Net Yards Rushing	1,770	1,809
Avg. Per Game.....	126.4	129.2
Total Rushes.....	456	414
Net Yards Passing	2,747	2,483
Avg. Per Game.....	196.2	177.4
Sacked/Yards Lost.....	37/298	42/356
Gross Yards.....	3,045	2,839
Att./Comp./Pct.....	422/223/52.8	380/194/49.7
Had Intercepted.....	24	25
Punts/Average	56/40.9	67/43.5
Penalties/Yards.....	64/579	71/695
Fumbles/Lost	29/16	24/14
Touchdowns	40	36
Rushing.....	12	13
Passing.....	21	21
Returns.....	7	2

Notes

Cards spin overtone from Atlanta to relocate to the South with promise of a new stadium ... Cards improve to 9-3-2 record, second in NFL's Eastern Conference to eventual NFL champion Cleveland's 10-3-1 mark ... Cards gain tie and victory, however, against Browns during regular-season play ... cornerback **Pat Fischer** earns all-pro honors with 10 interceptions, second in the league ... quarterback **Charley Johnson** finishes season throwing a touchdown pass in 11 consecutive games and pushes the streak to 16 straight in 1965 ... Cards defeat Green Bay 24-17 at Miami in non-advancing Playoff Bowl between second-place finishers in each conference ... World Series conflict with baseball Cardinals moves Oct. 12 home game vs. Colts to Baltimore.

1965 (5-9)**Head Coach Wally Lemm**

Sept. 19	At Philadelphia	L	27-34	54,260
Sept. 26	At Cleveland	W	49-13	80,161
Oct. 4	Dallas	W	20-13	32,034
Oct. 10	At Washington	W	37-16	50,205
Oct. 17	At Pittsburgh	W	20-7	31,085
Oct. 24	Washington	L	20-24	32,228
Oct. 31	At N.Y. Giants	L	10-14	62,807
Nov. 7	Pittsburgh	W	21-17	31,899
Nov. 14	At Chicago	L	13-34	45,663
Nov. 21	N.Y. Giants	L	15-28	31,704
Nov. 28	Philadelphia	L	24-28	28,706
Dec. 5	L.A. Rams	L	3-27	27,943
Dec. 11	At Dallas	L	13-27	38,499
Dec. 19	Cleveland	L	24-27	29,348

Home: 2-5 (213,862). Away: 3-4 (362,680). 296-309

Usual Starting Lineup

Offense	Defense
LE.....Sonny Randle	LE.....Joe Robb
LT.....Bob Reynolds	LT.....Sam Silas
LG.....Irv Goode	RT.....Luke Owens
C.....Bob DeMarco	RE.....Don Brumm
RG.....Ken Gray	LLB.....Larry Stallings
RT.....Ernie McMillan	MLB.....Dave Meggysay
TE.....Jackie Smith	MLB.....Marion Rushing
FL.....Bobby Joe Conrad	MLB.....Dale Mainert
QB.....Charley Johnson	RLB.....Bill Korman
RB.....Bill Triplett	LCB.....Pat Fischer
RB.....Willis Crenshaw	RCB.....Jim Burson
RB.....Joe Childress	LS.....Jerry Stovall
K.....Jim Bakken	LS.....Monk Bailey
	RS.....Larry Wilson
	RS.....Carl Silvestri
	P.....Jim Bakken
	P.....Jackie Smith

Team Statistics

	Cards	Opp.
Total First Downs	251	238
Rushing.....	90	89
Passing.....	143	133
Penalty.....	18	16
Total Net Yards	4,562	4,297
Avg. Per Game.....	325.9	306.9
Total Plays.....	909	852
Avg. Per Play.....	5.0	5.0
Net Yards Rushing	1,619	1,813
Avg. Per Game.....	115.6	129.5
Total Rushes.....	431	433
Net Yards Passing	2,943	2,484
Avg. Per Game.....	210.2	177.4
Sacked/Yards Lost.....	30/279	39/342
Gross Yards.....	3,222	2,826
Att./Comp./Pct.....	448/221/49.3	380/184/48.4
Had Intercepted.....	25	17
Punts/Average	67/40.4	65/43.3
Penalties/Yards.....	45/458	70/760
Fumbles/Lost	15/7	29/15
Touchdowns	33	37
Rushing.....	10	12
Passing.....	20	24
Returns.....	3	1

Notes

Alabama All-America quarterback **Joe Namath** is Cards' first-round draft pick, but the flashy passer opts to sign with rival AFL's New York Jets ... Cards win four of first five games, but injuries to quarterback **Charley Johnson**, starting running backs **Prentice Gautt** and **Joe Childress**, and defensive backs **Larry Wilson** and **Larry Stovall** take a toll and the team slides to 5-9 ... Wilson sets team mark with 96-yard interception return for a touchdown vs. Cleveland on Dec. 19 ... a few weeks earlier, with casts on both hands, Wilson intercepts a **Bill Nelsen** pass against Pittsburgh on Nov. 7 ... **Wally Lemm** announces after the final game he will not return as head coach.

1966 (8-5-1)

Head Coach Charley Winner

Sept. 11	Philadelphia	W	16-13	39,065
Sept. 18	Washington	W	23-7	40,198
Sept. 25	At Cleveland	W	34-28	74,814
Oct. 2	At Philadelphia	W	41-10	59,305
Oct. 9	N.Y. Giants	W	24-19	43,893
Oct. 16	Dallas	T	10-10	50,673
Oct. 23	At Washington	L	20-26	50,154
Oct. 31	Chicago	W	24-17	49,516
Nov. 6	At N.Y. Giants	W	20-17	62,967
Nov. 13	At Pittsburgh	L	9-30	28,552
Nov. 27	Pittsburgh	W	6-3	46,099
Dec. 4	At Dallas	L	17-31	76,965
Dec. 11	At Atlanta	L	10-16	57,169
Dec. 17	Cleveland	L	10-38	47,721

Home: 5-1-1 (317,166) Away: 3-4 (409,926)

264-265

1967 (6-7-1)

Head Coach Charley Winner

Sept. 17	N.Y. Giants	L	20-37	40,801
Sept. 24	At Pittsburgh	W	28-14	45,579
Oct. 1	Detroit	W	38-28	43,821
Oct. 8	At Minnesota	W	34-24	40,017
Oct. 15	At Cleveland	L	16-20	77,813
Oct. 22	Philadelphia	W	48-14	46,562
Oct. 30	Green Bay	L	23-31	49,792
Nov. 5	At Washington	W	27-21	50,480
Nov. 12	Pittsburgh	T	14-14	46,994
Nov. 19	At Chicago	L	3-30	47,417
Nov. 23	At Dallas	L	21-46	68,787
Dec. 3	New Orleans	W	31-20	41,171
Dec. 10	Cleveland	L	16-20	47,782
Dec. 17	At N.Y. Giants	L	14-37	62,955

Home: 3-3-1 (316,923) Away: 3-4 (404,395)

333-356

Usual Starting Lineup

Offense		Defense	
WR	Sonny Randle	LE	Joe Robb
LT	Bob Reynolds	RT	Sam Silas
LG	Irv Goode	RT	Chuck Walker
	Rick Sortun	RE	Don Brumm
C	Bob DeMarco	LLB	Larry Stallings
	Irv Goode	MLB	Dale Meinert
RG	Ken Gray	RLB	Pat Fischer
	Rick Sortun	LCB	Jim Burson
RT	Ernie McMillan	RCB	Abe Woodson
TE	Jackie Smith		Jim Burson
FL	Bobby Joe Conrad	LS	Jerry Stovall
QB	Charley Johnson	RS	Larry Wilson
	Terry Notsinger	P	Jackie Smith
RB	Johnny Roland		
FB	Willis Crenshaw		
	Prentice Gautt		
K	Jim Bakken		

Usual Starting Lineup

Offense		Defense	
WR	Billy Gambrell	LE	Joe Robb
LT	Bob Reynolds	RT	Sam Silas
LG	Irv Goode	RT	Chuck Walker
C	Bob DeMarco	RE	Don Brumm
RG	Ken Gray	LLB	Larry Stallings
RT	Ernie McMillan	MLB	Dale Meinert
TE	Jackie Smith	RLB	Pat Fischer
FL	Bobby Joe Conrad	LCB	Jim Burson
QB	Jim Hart	RCB	Jim Burson
RB	Johnny Roland	LS	Jerry Stovall
RB	Prentice Gautt	RS	Larry Wilson
K	Jim Bakken	P	Chuck Latourette

Team Statistics

	Cards	Opp.
Total First Downs	212	209
Rushing	88	68
Passing	108	109
Penalty	16	32
Total Net Yards	3,541	3,492
Avg. Per Game	252.9	249.4
Total Plays	882	872
Avg. Per Play	4.0	4.0
Net Yards Rushing	1,601	1,192
Avg. Per Game	114.4	85.1
Total Rushes	458	377
Net Yards Passing	1,940	2,300
Avg. Per Game	138.6	164.3
Sacked/Yards Lost	38/352	52/433
Gross Yards	2,292	2,733
Att./Comp./Pct.	386/180/46.6	443/187/42.2
Had Intercepted	19	21
Punts/Average	81/35.1	85/41.3
Penalties/Yards	67/586	83/761
Fumbles/Lost	26/18	20/10
Touchdowns	28	28
Rushing	10	10
Passing	13	16
Returns	5	2

Team Statistics

	Cards	Opp.
Total First Downs	248	216
Rushing	97	79
Passing	131	117
Penalty	20	20
Total Net Yards	4,780	4,185
Avg. Per Game	341.4	298.9
Total Plays	927	807
Avg. Per Play	5.2	5.2
Net Yards Rushing	1,839	1,502
Avg. Per Game	131.4	107.3
Total Rushes	472	410
Net Yards Passing	2,941	2,683
Avg. Per Game	210.1	191.6
Sacked/Yards Lost	24/229	37/340
Gross Yards	3,170	3,023
Att./Comp./Pct.	431/204/47.3	360/169/46.9
Had Intercepted	35	19
Punts/Average	62/40.8	81/39.0
Penalties/Yards	65/730	89/782
Fumbles/Lost	23/11	19/13
Touchdowns	36	46
Rushing	15	13
Passing	20	26
Returns	1	7

Notes

Charley Winner named head coach ... team begins play in newly-opened Busch Memorial Stadium, featuring artificial turf and a seating capacity of 51,392 ... record crowd of 50,673 views 10-10 tie with Dallas on Oct. 16, an attendance mark that would stand for four seasons ... Cards begin season 7-1-1, but another injury to quarterback Charley Johnson, and subsequent injuries to wide receiver Sonny Randle, cornerback Pat Fischer, and offensive linemen Bob DeMarco, Ken Gray, and Irv Goode result in 8-5-1 mark ... safety Larry Wilson leads NFL with 10 interceptions and ties another mark with threes in seven consecutive games ... Cardinals score just 52 points in final five games ... Cards are victims of Atlanta's first home victory as a new franchise, a 16-10 Falcon win Dec. 11.

Notes

NFL expands to 16 teams ... Cards join Century Division of the Eastern Conference with Cleveland, New York, and Pittsburgh ... wide receiver Sonny Randle is traded to San Francisco ... quarterback Charley Johnson and linebacker Larry Stallings are inducted into the Army two days before the first preseason game ... kicker Jim Bakken leads NFL with 117 points (most for a kicker) on 27-of-39 field goals and 36-of-36 extra points ... he also sets NFL single-game record with nine field-goal attempts (made seven) vs. Pittsburgh Sept. 24 ... tight end Jackie Smith posts 1,205 receiving yards on 56 receptions for club record and impressive 21.5-yard average per catch ... Cards finish 6-7-1 but witness starting debut of former taxi squad free agent from Southern Illinois, quarterback Jim Hart ... John Omohundro, then an assistant to trainer Jack Rockwell, begins a tenure with the Cards that continues 37 years later.

(All-Time Results continued on page 310)

1968 (9-4-1)**Head Coach Charley Winner**

Sept. 16	L.A. Rams	L	13-24	49,757
Sept. 22	At S.F.	L	17-35	27,557
Sept. 29	At New Orleans	W	21-20	79,021
Oct. 6	Dallas	L	10-27	48,296
Oct. 13	At Cleveland	W	27-21	79,349
Oct. 20	Washington	W	41-14	46,456
Oct. 27	New Orleans	W	31-17	45,476
Nov. 3	At Philadelphia	W	45-17	59,208
Nov. 10	Pittsburgh	T	28-28	45,432
Nov. 17	At Baltimore	L	0-27	60,236
Nov. 24	Atlanta	W	17-12	43,246
Dec. 1	At Pittsburgh	W	20-10	22,682
Dec. 8	At N.Y. Giants	W	28-21	62,709
Dec. 14	Cleveland	W	27-16	39,746

325-289

Home: 4-2-1 (318,409). Away: 5-2 (390,764).

Team Statistics

	Cards	Opp.
Total First Downs	245	238
Rushing	117	90
Passing	107	131
Penalty	21	17
Total Net Yards	4,183	4,419
Avg. Per Game	298.7	315.6
Total Plays	671	866
Avg. Per Play	4.8	5.1
Net Yards Rushing	1,996	1,558
Avg. Per Game	142.6	111.3
Total Rushes	463	423
Net Yards Passing	2,187	2,861
Avg. Per Game	156.2	204.4
Sacked/Yards Lost	23/202	44/400
Gross Yards	2,389	3,261
Att./Comp./Pct.	385/169/43.9	399/210/52.6
Had Intercepted	20	13
Punts/Average	65/41.6	70/38.1
Penalties/Yards	66/708	71/728
Fumbles/Lost	24/11	19/8
Touchdowns	40	35
Rushing	22	10
Passing	16	23
Returns	2	2

Score By Period

	Q1	Q2	Q3	Q4	OT	Pts.
Team	47	74	83	121	0	325
Opponents	82	60	93	54	0	289

Scoring

	TD	R	P	R	PAT	FG	S	Pts.
Bakken	0	0	0	0	40/40	15/24	0	85
Crenshaw	7	6	1	0	0/0	0/0	0	42
Shivers	7	4	3	0	0/0	0/0	0	42
Hart	6	6	0	0	0/0	0/0	0	36
Williams	6	0	6	0	0/0	0/0	0	36
Smith	5	3	2	0	0/0	0/0	0	30
Conrad	4	0	4	0	0/0	0/0	0	24
Roland	2	2	0	0	0/0	0/0	0	12
Brumm	1	0	0	0	0/0	0/0	0	6
Edwards	1	1	0	0	0/0	0/0	0	6
Latourette	1	0	0	1	0/0	0/0	0	6
Team	40	22	16	1	40/40	15/24	0	325
Opponents	35	10	23	2	34/35	15/33	0	289

*Includes one fumble recovery for touchdown.

Passing

	Att.	Comp.	Yds.	Comp. %	Yds./Att.	TD	TD%	Int.	Int. %	Long	Sack/Lost	Rating
Hart	316	140	2,059	44.3	6.52	15	4.7	18	5.7	80t	-/129	58.4
Johnson	67	29	330	43.3	4.93	1	1.5	1	1.5	30	-/64	57.4
Roland	1	0	0	0.0	0.0	0	0.0	0	0.0	0	-/0	39.5
Latourette	1	0	0	0.0	0.0	0	0.0	0	0.0	0	-/0	39.5
Team	385	169	2,389	43.9	6.21	16	4.1	19	4.9	80t	23/202	57.8
Opponents	399	210	3,261	52.6	8.17	23	5.7	13	3.2	85t	44/400	85.6

Rushing

	No.	Yds.	Avg.	Long	TD
Crenshaw	203	813	4.0	66t	6
Roland	121	455	3.8	45	2
Edwards	31	214	6.9	42	1
Shivers	44	184	4.2	42t	4
Smith	12	163	13.6	37	3
Lane	23	74	3.2	11	0
Williams	3	47	15.7	43	0
Hart	19	20	1.1	3	6
Latourette	1	15	15.0	15	0
Wilson	1	12	12.0	12	0
Johnson	5	-1	0	2	0
Team	463	1,996	4.3	66t	22
Opponents	423	1,558	3.7	-	10

Receiving

	No.	Yds.	Avg.	Long	TD
Smith	49	789	16.1	65t	2
Williams	43	682	15.9	71t	6
B. Joe Conrad	32	449	14.0	80t	4
Crenshaw	23	232	10.1	42	1
Shivers	9	103	11.4	40t	3
Roland	8	97	12.1	40	0
Daanen	4	35	8.8	15	0
Edwards	1	2	2.0	2	0
Team	169	2,389	14.1	80t	16
Opponents	210	3,261	15.6	-	23

Interceptions

	No.	Yds.	Avg.	Long	TD
Wilson	4	14	3.5	8	0
Sanders	3	6	2.0	6	0
Rivers	2	22	11.0	14	0
Atkins	2	0	0.0	0	0
Clark	1	15	15.0	15	0
Keys	1	8	8.0	8	0
Team	13	65	5.0	15	0
Opponents	20	173	8.7	-	0

Punt Returns

	Ret.	FC	Yds.	Avg.	Long	TD
Latourette	28	11	345	12.3	86t	1
Roland	2	9	11	5.5	8	0
Wilson	0	1	0	0.0	0	0
Team	30	21	356	11.9	86t	1
Opponents	36	-	266	7.4	-	1

Kickoff Returns

	No.	Yds.	Avg.	Long	TD
Latourette	46	1,237	26.9	75	0
Crenshaw	6	104	17.3	25	0
Shivers	3	63	21.0	23	0
Long	1	0	0.0	0	0
Team	56	1,404	25.1	75	0
Opponents	56	1,303	23.3	-	-

*NFL and team record.

Punting

	No.	Yds.	Avg.	Lg	Blk.
Latourette	65	2,701	41.6	55	0
Team	65	2,701	41.6	55	0
Opponents	70	2,668	38.1	-	-

Field Goals

	1-19	20-29	30-39	40-49	50+
Bakken	2-2	7-7	3-6	3-8	0-1
Team	2-2	7-7	3-6	3-8	0-1
Opponents	5-5	4-7	3-10	1-8	2-3

Bakken: (22G, 24G), (27G), (40B, 33N, 42N), (32G, 35N), (43G, 21G, 44N), (26G, 40G), (24G, 42N), (47G, 51N), (1), (1), (12G, 30N), (22G, 16G), (42B), (33G, 37G).

Opponents: (25G), (35N), (21G, 35G, 42N, 34B), (14G, 50G), (42B), (28N, 46N, 27N), (32G, 47N), (12G, 39N), (41N, 36N), (13G, 27G, 21N), (37G, 42G, 30N), (24G, 46N, 39N), (50N, 38N, 45B), (50G, 16G, 15G).

Usual Starting Lineup

Offense	Defense
WR.....Dave Williams	LE.....Don Brumm
LT.....Bob Reynolds	LT.....Fred Heron
LG.....Jrv Goode	RT.....Bob Rowe
C.....Bob DeMarco	RE.....Chuck Walker
RG.....Ken Gray	LLB.....Larry Stallings
RT.....Ernie McMillan	Ernie Clark
TE.....Jackie Smith	MLB.....Jamie Rivers
FL.....Bobby Joe Conrad	Mike Stroblino
QB.....Jim Hart	RLB.....Dave Meggysse
RB.....Johnny Roland	LCB.....Robert Atkins
RB.....Willis Crenshaw	RCB.....Lonnie Sanders
K.....Jim Bakken	LS.....Mike Barnes
	Jerry Stovell
	RS.....Larry Wilson
	P.....Chuck Latourette

Notes

After a 1-3 start, Cards roll to 8-1-1 mark in the final 10 contests to finish 9-4-1... punter/defensive back **Chuck Latourette** sets NFL mark with 46 kickoff returns for 1,237 yards... Cards' 22 rushing touchdowns most since 1949... Cards send nine players to the Pro Bowl, including four of the five starting offensive linemen—center **Bob DeMarco**, guards **Jrv Goode** and **Ken Gray**, and tackle **Ernie McMillan**—the fifth lineman—tackle **Bob Reynolds**—is named in '67 and again in '69... tight end **Jackie Smith**, in addition to catching 49 passes for a 16.1-yard average, perfects the end-around play, averaging 13.6 yards on 12 carries (163 yards) with three touchdowns (36, 34, 11 yards).

Final NFC Century Standings

Team	W	L	T	Pct.	Pts.	OP
Cleveland	10	4	0	.714	394	273
St. Louis	9	4	1	.692	325	289
New Orleans	4	9	1	.308	246	327
Pittsburgh	2	11	1	.154	244	397

1969 (4-9-1)

Head Coach Charley Winner

Sept. 21	At Dallas	L	3-24	62,134
Sept. 28	Chicago	W	20-17	50,039
Oct. 5	At Pittsburgh	W	27-14	45,011
Oct. 12	At Washington	L	17-33	50,481
Oct. 19	Minnesota	L	10-27	49,430
Oct. 26	At Cleveland	T	21-21	81,186
Nov. 2	New Orleans	L	42-51	46,718
Nov. 9	N.Y. Giants	W	42-17	49,194
Nov. 16	At Detroit	L	0-20	51,749
Nov. 23	Philadelphia	L	30-34	45,512
Nov. 30	Pittsburgh	W	47-10	43,721
Dec. 7	At N.Y. Giants	L	6-49	62,973
Dec. 14	Cleveland	L	21-27	44,924
Dec. 21	At Green Bay	L	28-45	50,861

314-389

Home: 3-4 (329,538); Away: 1-5-1 (404,395)

Team Statistics

	Cards	Opp.
Total First Downs	224	289
Rushing	63	83
Passing	125	185
Penalty	16	21
Total Net Yards	4,185	5,176
Avg. Per Game	298.9	369.7
Total Plays	833	936
Avg. Per Play	5.0	5.5
Net Yards Rushing	1,446	1,644
Avg. Per Game	103.2	117.4
Total Rushes	382	438
Net Yards Passing	2,739	3,532
Avg. Per Game	195.6	252.2
Sacked/Yards Lost	21/201	33/220
Gross Yards	2,940	3,752
Att./Comp./Pct.	430/216/50.2	465/260/55.9
Had Intercepted	25	15
Punts/Average	73/37.6	67/40.4
Penalties/Yards	72/765	71/773
Fumbles/Lost	24/10	19/12
Touchdowns	40	48
Rushing	17	10
Passing	19	38
Returns	4	0

Score By Period

	Q1	Q2	Q3	Q4	OT	Pts.
Team	83	53	49	129	0	314
Opponents	73	106	116	92	0	389

Scoring

	TD	R	P	FG	S	Pts.
Bakken	0	0	0	0	38/40	0 74
Gilliam	10	0	9	1	0/0	0 60
Williams	7	0	7	0	0/0	0 42
Roland	6	5	1	0	0/0	0 30
Crenshaw	3	3	0	0	0/0	0 18
Edwards	3	3	0	0	0/0	0 18
Shivers	3	2	1	0	0/0	0 18
Hart	2	2	0	0	0/0	0 12
Johnson	1	1	0	0	0/0	0 6
Lane	1	1	0	0	0/0	0 6
Rowe	1	0	0	1	0/0	0 6
Smith	1	0	1	0	0/0	0 6
Stallings	1	0	0	1	0/0	0 6
Wilson	1	0	0	1	0/0	0 6
Team	40	17	19	4	38/40	12/24 0 314
Opponents	48	10	38	0	47/48	18/31 0 389

Passing

	Att.	Comp.	Yds.	Comp. %	Yds./Att.	TD	TD%	Int.	Int. %	Long	Sack/Lost	Rating
Johnson	260	131	1,847	50.4	7.10	13	5.0	13	5.0	841	11/101	69.5
Hart	169	84	1,086	49.7	6.43	6	3.5	12	7.1	801	10/100	52.4
Hill	1	1	7	100.0	7.00	0	0.0	0	0.0	7	0/0	95.8
Team	430	216	2,940	50.2	6.84	19	4.2	25	5.8	841	21/101	62.2
Opponents	465	260	3,752	55.9	8.07	38	8.2	15	3.2	821	33/220	96.3

Rushing

	No.	Yds.	Avg.	Long	TD
Edwards	107	504	4.7	48	3
Roland	138	498	3.6	21	5
Crenshaw	35	172	3.1	261	3
Shivers	27	115	4.3	15	2
Lane	25	93	3.7	13	1
Johnson	17	51	3.0	15	1
Hart	7	18	2.3	10	2
Williams	1	1	1.0	1	0
Smith	4	0	0	9	0
Gilliam	1	-4	0	0	0
Team	382	1,446	3.8	48	17
Opponents	438	1,644	3.8	54	10

Receiving

	No.	Yds.	Avg.	Long	TD
Williams	56	702	12.5	61	7
Gilliam	52	997	19.2	841	9
Smith	43	561	13.1	34	1
Edwards	23	309	13.4	37	0
Roland	12	136	11.3	23	1
Crenshaw	11	94	8.5	31	0
Lane	9	61	6.8	14	0
Shivers	7	61	8.7	26	1
Daanen	2	12	6.0	7	0
Brown	1	7	7.0	7	0
Team	216	2,940	13.6	841	19
Opponents	260	3,752	13.1	821	38

Interceptions

	No.	Yds.	Avg.	Long	TD
Atkins	3	74	24.7	42	0
Wehrli	3	44	14.7	44	0
Wright	2	41	20.5	21	0
Rowe	2	19	9.5	181	1
Wilson	2	15	7.5	15	0
Stovall	1	28	28.0	28	0
Brown	1	21	21.0	21	0
Rosema	1	3	3.0	3	0
Team	15	245	16.3	44	1
Opponents	25	202	8.0	48	0

Punt Returns

	Ret.	FC	Yds.	Avg.	Long	TD
R. Wehrli	13	4	65	5.0	25	0
J. Roland	10	4	53	5.3	8	0
R. Shivers	9	2	44	4.9	9	0
T. Brown	6	1	39	6.5	35	0
Team	38	11	201	5.3	35	0
Opponents	35	18	158	4.5	30	0

Kickoff Returns

	No.	Yds.	Avg.	Long	TD
Lane	20	523	26.2	69	0
Brown	15	320	21.3	28	0
Gilliam	11	339	30.8	1001	1
Shivers	10	205	20.5	35	0
Wehrli	1	18	18.0	18	0
Wilson	4	66	16.5	24	0
Crenshaw	4	34	8.5	18	0
Dierich	2	2	2.0	2	0
Team	67	1,507	22.5	1001	1
Opponents	49	1,007	20.5	86	0

Punting

	No.	Yds.	Avg.	Lg.	Bk.
Hill	73	2,746	37.6	57	1
Team	73	2,746	37.6	57	1
Opponents	67	2,710	40.4	66	1

Usual Starting Lineup

Offense	Defense
WR Dave Williams	LE Rolf Krueger
LT Bob Reynolds	LT Fred Heron
LG Irv Goode	RT Bob Rowe
C Bob DeMarco	RE Chuck Walker
RG Ken Gray	LLB Larry Stallings
RT Ernie McMillan	MLB Jamie Rivers
TE Jackie Smith	Chip Healy
WR John Gilliam	RLB Rocky Rosema
QB Charley Johnson	Dave Meggysty
Jim Hart	LCB Roger Wehrli
RB Johnny Roland	RCB Nate Wright
RB Cid Edwards	Robert Atkins
Willis Crenshaw	LS Jerry Stovall
K Jim Bakken	RS Larry Wilson
	P King Hill

Notes

Injuries decimate the team as 11 players undergo surgery ... Cards limp to 4-9-1 mark as offense manages just 193 points, fewest since 1954 (183) ... defense is particularly hobbled by injuries, allowing team-record 389 points that will stand for 15 seasons ... safety Larry Wilson sets team mark with 88-yard fumble return for a touchdown at Green Bay Dec. 21 that stands until 2000 ... Cards and Saints combine for NFL-record 12 touchdown passes in 51-42 New Orleans victory in Busch Stadium Nov. 2 ... the combined 93 points is just 10 shy of the all-time NFL combined single-game scoring mark as quarterbacks Charley Johnson (Cardinals) and Billy Kilmer (Saints) each toss six touchdown passes to set Card individual and opponent marks.

Final NFC Century Standings

Team	W	L	T	Pct.	Pts.	OP
Cleveland	10	3	1	.769	351	300
N.Y. Giants	6	6	0	.429	264	298
St. Louis	4	9	1	.308	314	389
Pittsburgh	1	13	0	.071	218	404

1970 (8-5-1)**Head Coach Charley Wimer**

Sept. 18	At LA Rams	L	13-34	63,130
Sept. 27	Washington	W	27-17	44,246
Oct. 4	Dallas	W	20-7	50,780
Oct. 11	New Orleans	W	24-17	45,294
Oct. 18	At Philadelphia	W	35-20	59,002
Oct. 25	At N.Y. Giants	L	17-35	62,984
Nov. 1	Houston	W	44-0	47,911
Nov. 8	Boston	W	31-0	46,466
Nov. 16	At Dallas	W	38-0	69,323
Nov. 22	At Kansas City	T	6-6	50,711
Nov. 29	Philadelphia	W	23-14	46,581
Dec. 6	At Detroit	L	3-16	56,362
Dec. 13	N.Y. Giants	L	17-34	50,845
Dec. 20	At Washington	L	27-29	50,415
				325-228
Home: 6-1 (332,123). Away: 2-4-1 (411,927).				

Team Statistics

	Cards	Opp.
Total First Downs.....	226	242
Rushing.....	110	96
Passing.....	104	116
Penalty.....	12	30
Total Net Yards.....	4,472	3,869
Avg. Per Game.....	319.4	276.3
Total Plays.....	845	894
Avg. Per Play.....	5.3	4.3
Net Yards Rushing.....	1,998	1,762
Avg. Per Game.....	142.7	125.9
Total Rushes.....	429	472
Net Yards Passing.....	2,474	2,107
Avg. Per Game.....	176.7	150.5
Sacked/Yards Lost.....	26/216	40/309
Gross Yards.....	2,690	2,416
Att./Comp./Pct.....	390/178/45.6	382/183/47.9
Had Intercepted.....	19	21
Punts/Average.....	65/40.9	80/40.0
Penalties/Yards.....	84/896	68/659
Fumbles/Lost.....	24/15	20/14
Touchdowns.....	38	27
Rushing.....	18	10
Passing.....	16	16
Returns.....	4	1

Score By Period

	Q1	Q2	Q3	Q4	OT	Pts.
Team	56	91	77	101	0	325
Opponents	58	71	23	76	0	228

Scoring

	TD	R	P	R	AT	FG	S	Pts.
Bakken	0	0	0	0	37/38	20/32	0	97
Lane	13	11	2	0	0/0	0/0	0	78
Gilliam	6	1	5	0	0/0	0/0	0	36
Roland	5	3	1	1	0/0	0/0	0	30
Smith	4	0	4	0	0/0	0/0	0	24
Williams	3	0	3	0	0/0	0/0	0	18
Edwards	2	1	1	0	0/0	0/0	0	12
Shivers	2	2	0	0	0/0	0/0	0	12
Farr	1	0	0	1	0/0	0/0	0	6
Latourette	1	0	0	1	0/0	0/0	0	6
Parish	1	0	0	1	0/0	0/0	0	6
Team	38	18	16	4	37/38	20/32	0	325
Opponents	27	10	16	1	27/27	13/26	0	228

Passing

	Att.	Comp.	Yds.	Comp. %	Yds./Att.	TD	TD%	Int.	Int. %	Long	Sack/Lost	Rating
Hart	373	171	2,576	45.8	6.90	14	3.7	18	4.8	79	26/216	61.1
Beathard	17	7	114	41.2	6.71	2	1.2	1	5.9	58	0/0	43.8
Team	390	178	2,690	45.6	6.89	16	4.1	19	4.9	79	26/216	62.0
Opponents	382	183	2,416	47.9	6.33	16	4.2	21	5.5	59	40/309	59.4

Rushing

	No.	Yds.	Avg.	Long	TD
Lane	206	977	4.7	75	11
Roland	94	392	4.2	20	3
Edwards	70	350	5.0	22	1
Shivers	24	98	4.1	29	2
Gilliam	5	68	13.6	48	1
Smith	5	43	8.6	26	0
Latourette	2	38	19.0	33	0
Hart	18	18	1.0	4	0
Brown	1	8	8.0	8	0
Pittman	2	4	2.0	2	0
Beathard	2	2	1.0	2	0
Team	429	1,998	4.7	75	18
Opponents	472	1,762	3.8	57	10

Receiving

	No.	Yds.	Avg.	Long	TD
Gilliam	45	953	21.1	79	5
Smith	37	687	18.6	59	4
Lane	32	365	11.4	78	2
Williams	23	364	15.8	58	3
Edwards	19	150	7.8	32	1
Roland	17	96	5.6	20	1
Shivers	3	44	14.7	22	0
Daanen	2	31	15.5	22	0
Team	178	2,690	15.1	79	16
Opponents	183	2,416	13.2	59	16

Interceptions

	No.	Yds.	Avg.	Long	TD
Wahrli	6	50	8.3	41	0
Wilson	5	72	14.4	22	0
Farr	5	38	7.6	19	1
Stovall	2	45	22.5	27	0
Parish	1	41	41.0	41	1
Stallings	1	9	9.0	9	0
Wright	1	0	0.0	0	0
Team	21	255	12.1	41	2
Opponents	19	276	14.5	59	0

Punt Returns

	Ret.	FC	Yds.	Avg.	Long	TD
Latourette	30	12	171	5.7	16	0
Roland	10	10	140	14.0	74	1
Wahrli	1	1	4	4.0	4	0
Brown	0	1	0	0.0	0	0
Team	41	24	315	7.7	74	1
Opponents	26	20	90	3.5	13	0

Kickoff Returns

	No.	Yds.	Avg.	Long	TD
Latourette	13	254	19.5	24	0
Pittman	10	237	23.7	32	0
Wright	8	156	19.5	24	0
Gilliam	5	107	21.4	26	0
White	3	65	21.7	28	0
Roland	3	40	13.3	20	0
Shivers	2	35	17.5	19	0
Brown	2	32	16.0	18	0
Wilson	1	0	0.0	0	0
Team	47	926	19.7	32	0
Opponents	54	1,262	23.4	98	1

Punting

	No.	Yds.	Avg.	Long	Bk.
Latourette	65	2,659	40.9	59	0
Team	65	2,659	40.9	59	0
Opponents	80	3,199	40.0	55	0

Field Goals

	1-19	20-29	30-39	40-49	50+
Bakken	4-4	3-6	7-7	6-11	0-4
()	(25G, 45N)	(32G, 14G, 38G, 48N, 46N)	(43G)		
Team	4-4	3-6	7-7	6-11	0-4
Opponents	5-5	3-5	4-8	1-2	0-6
Bakken	(9G, 17G, 54N)	()	(38G, 35G, 53N)	(44G)	
()	(25G, 45N)	(32G, 14G, 38G, 48N, 46N)	(43G)		
()	(31G, 53N)	(49G, 14G, 42N, 43N)	(45G, 42G, 31G, 55N)	(29G, 24N)	(25G, 26N)
Opponents	(27G, 11G, 32N, 24N)	(36G)	(29N)	(34G, 32B, 53N)	(35G, 27G, 43N, 56N)
()	(32N)	(51B)	()	(39G, 15G, 53N, 54N)	(31N)
()	(14G, 13G, 10G)	(27G, 46G, 50N)	()		

Usual Starting Lineup

Offense	Defense
WR ... Dave Williams	LE ... Rolf Krueger
LT ... Bob Reynolds	LT ... Fred Heron
LG ... Irv Goode	RT ... Bob Rowe
C ... Wayne Mulligan	RE ... Chuck Walker
RG ... Clyde Williams	Joe Schmiesing
RT ... Ernie McMillan	LLB ... Larry Stallings
TE ... Jackie Smith	MLB ... Jamie Rivers
QB ... John Gilliam	RCB ... Don Parish
WR ... Jim Hart	LCB ... Miller Farr
RB ... Cid Edwards	RCB ... Roger Wahrli
Johnny Roland	LS ... Jerry Stovall
RB ... MacArthur Lane	RS ... Larry Wilson
K ... Jim Bakken	P ... Chuck Latourette

Notes

The merger of the NFL and AFL places the Cards in the Eastern Division of the NFC with Dallas, New York Giants, Philadelphia, and Washington ... after a loss in the season-opener, Cards roll to 8-1-1 mark in the next 10 games but falter with three losses to end the season 8-5-1 ... running back MacArthur Lane earns Pro Bowl honors and leads NFL rushers with 4.7-yard average per carry and 11 touchdowns ... Cards hand Cowboys surprising 38-0 pasting in Dallas before national television audience on "Monday Night Football" Nov. 16 ... cornerback Roger Wahrli begins string of six consecutive Pro Bowl appearances.

Final NFC East Standings

Team	W	L	T	Pct.	Pts.	OP
Dallas	10	4	0	.714	299	221
N.Y. Giants	9	5	0	.643	301	271
St. Louis	8	5	1	.615	325	228
Washington	6	6	0	.429	297	314
Philadelphia	3	10	1	.231	241	332

1971 (4-9-1)

Head Coach Bob Hollway

Sept. 19	Washington	L	17-24	46,805
Sept. 27	N.Y. Jets	W	17-10	50,358
Oct. 3	N.Y. Giants	L	20-21	49,571
Oct. 10	At Atlanta	W	26-9	58,850
Oct. 17	At Washington	L	0-20	53,041
Oct. 24	San Francisco	L	14-26	50,419
Oct. 31	At Buffalo	W	28-23	40,040
Nov. 7	Dallas	L	13-16	50,486
Nov. 15	At San Diego	L	17-20	46,486
Nov. 21	Philadelphia	L	20-37	48,658
Nov. 28	At N.Y. Giants	W	24-7	62,878
Dec. 5	Green Bay	T	16-16	50,443
Dec. 12	At Philadelphia	L	7-19	65,358
Dec. 18	At Dallas	L	12-31	66,672

231-279

Home: 1-5-1 (346,740), Away: 3-4 (393,325).

Team Statistics

	Cards	Opp.
Total First Downs	212	244
Rushing	86	109
Passing	109	120
Penalty	17	15
Total Net Yards	4,001	4,365
Avg. Per Game	285.5	311.8
Total Plays	821	881
Avg. Per Play	4.9	5.0
Net Yards Rushing	1,530	1,985
Avg. Per Game	109.3	141.8
Total Rushes	417	486
Net Yards Passing	2,471	2,380
Avg. Per Game	176.5	170.0
Sacked/Yards Lost	19/185	20/166
Gross Yards	2,656	2,546
Att./Comp/Pct.	385/170/44.2	375/212/56.5
Had Intercepted	26	17
Punts/Average	51/38.8	58/40.4
Penalties/Yards	66/643	79/831
Fumbles/Lost	35/20	28/16
Touchdowns	24	29
Rushing	8	10
Passing	14	12
Returns	2	7

Score By Period

	Q1	Q2	Q3	Q4	OT	Pts.
Team	54	89	37	51	0	231
Opponents	61	73	49	96	0	279

Scoring

	TD	R	P	R	PAT	FG	S	Pts.
Bakken	0	0	0	0	24/24	21/32	0	87
Edwards	4	4	0	0	0/0	0/0	0	24
Gray	4	0	4	0	0/0	0/0	0	24
Smith	4	0	4	0	0/0	0/0	0	24
Gilliam	3	0	3	0	0/0	0/0	0	18
Lane	3	3	0	0	0/0	0/0	0	18
McFarland	2	0	2	0	0/0	0/0	0	12
Hoye	1	0	0	1	0/0	0/0	0	6
Shivers	1	1	0	0	0/0	0/0	0	6
Stallings	1	0	0	1	0/0	0/0	0	6
Williams	1	0	1	0	0/0	0/0	0	6
Team	24	8	14	2	24/24	21/32	0	231
Opponents	29	10	12	7	28/29	25/39	1	279

*Includes safety.

Passing

	Att.	Comp.	Yds.	Comp. %	Yds./Att.	TD	TD%	Int.	Int. %	Long	Sack/Lost	Rating
Hart	243	110	1,826	45.2	6.69	8	3.2	14	5.7	571	13/139	54.5
Beathard	141	60	1,030	42.5	7.30	6	4.2	12	8.5	801	6/46	46.5
Shivers	1	0	0	0.0	0.00	0	0.0	0	0.0	0	0/0	39.5
Team	385	170	2,856	44.1	6.90	14	3.6	26	6.7	801	19/185	51.6
Opponents	375	212	2,546	56.5	6.79	12	3.2	17	4.5	691	20/166	69.4

Rushing

	No.	Yds.	Avg.	Long	TD
Lane	150	592	3.9	401	3
Edwards	108	316	2.9	14	4
Roland	78	278	3.6	16	0
Shivers	55	202	3.7	10	1
Gray	2	56	28.0	38	0
Beathard	4	29	7.3	15	0
Latourette	3	19	6.3	20	0
Gilliam	2	16	8.0	12	0
Smith	1	10	10.0	10	0
Hart	13	9	0.7	3	0
White	1	3	3.0	3	0
Team	417	1,530	3.7	401	8
Opponents	486	1,985	4.1	531	10

Receiving

	No.	Yds.	Avg.	Long	TD
Gilliam	42	837	19.9	54	3
Lane	29	298	10.3	34	0
Smith	21	379	18.0	611	4
Gray	18	534	29.7	801	4
Roland	15	108	7.2	15	0
Williams	12	182	15.2	37	1
Edwards	12	122	10.2	38	0
Shivers	10	76	7.6	19	0
McFarland	5	54	10.8	21	2
Hyatt	4	58	14.5	30	0
Stegent	1	12	12.0	12	0
Reynolds	1	-4	0	0	0
Team	212	2,656	15.6	801	14
Opponents	170	2,546	12.0	691	12

Interceptions

	No.	Yds.	Avg.	Long	TD
Wilson	4	46	11.5	23	0
Thompson	4	45	11.3	25	0
Stovall	2	20	10.0	20	0
Farr	2	13	6.5	13	0
Wehrli	2	11	5.5	6	0
Stallings	1	26	26.0	261	1
McGill	1	19	19.0	19	0
Hackbart	1	11	11.0	11	0
Team	17	191	11.2	261	1
Opponents	26	358	13.6	44	0

Punt Returns

	Ret.	FC	Yds.	Avg.	Long	TD
Wehrli	9	3	84	9.3	34	0
Willingham	10	9	84	8.4	19	0
Thompson	5	1	27	5.4	11	0
Roland	3	3	10	3.3	8	0
Gilliam	1	0	21	21.0	21	0
Stallings	1	0	8	8.0	8	0
Dickson	1	0	0	0.0	0	0
Team	30	16	234	7.8	34	0
Opponents	24	21	160	6.7	611	1

Kickoff Returns

	No.	Yds.	Avg.	Long	TD
Gray	30	740	24.7	65	0
Hoye	9	251	27.9	1031	1
Thompson	7	182	26.0	45	0
Willingham	6	125	20.8	56	0
Edwards	2	41	20.5	21	0
Roland	2	24	12.0	17	0
Dierdorf	1	0	0	0	0
Stegent	1	0	0	0	0
Team	58	1,363	23.5	1031	1
Opponents	54	1,318	24.4	931	1

Punting

	No.	Yds.	Avg.	Long	Blk.
Latourette	56	2,157	38.5	55	1
Bakken	5	207	41.4	44	0
Team	61	2,364	38.8	55	1
Opponents	58	2,343	40.4	58	0

Field Goals

	1-19	20-29	30-39	40-49	50+
Bakken	5-5	8-13	5-6	3-7	0-1
Team	5-5	8-13	5-6	3-7	0-1
Opponents	7-7	12-15	1-4	4-9	1-4
Bakken: (25G), (19G), (14G, 22G), (37G, 45G, 33G), (28N, 26G), (), (26N), (34B), (41G, 36G, 47N), (13G), (27N), (27G, 20G, 43N), (18G), (42G, 21G, 12G, 58N), (48N), (28N), (33G, 29G, 23G, 35G, 23N, 45N)					
Opponents: (25G), (26N, 54N); (25G, 32N, 51N), (42N, 52N), (15G), (16G, 11G, 36N), (12G, 19G), (34G, 40G), (), (27G, 14G, 26G, 42N), (25G, 45G), (42N, 41G, 27G, 45G, 48N, 30N), (), (28G, 12G), (27G, 25N, 45N), (27G, 22G, 54G, 24G, 21N), (24G)					

Usual Starting Lineup

Offense	Defense
WR Dave Williams	LE Ron Yankowski
	LT Mel Gray
LT Bob Reynolds	LT Rolf Krueger
LG Jrv Goode	RE Bob Rowe
C Tom Banks	RT Joe Schmiesing
	Charles Walker
Wayne Mulligan	LLB Larry Stallings
RG Clyde Williams	MLB Jamie Rivers
Dan Dierdorf	RLB Mike McGill
RT Ernie McMillan	RLB Rick Ogle
TE Jackie Smith	LCB Miller Farr
Jim McFarland	RCB Roger Wehrli
WR John Gilliam	
QB Jim Hart	Norm Thompson
Pete Beathard	LS Jerry Stovall
RB McArthur Lane	Larry Wilson
RB Johnny Roland	RS Larry Wilson
Cid Edwards	Roger Wehrli
K Jim Bakken	P Chuck Latourette

Notes

Bob Hollway named head coach ... Cards draft cornerback Norm Thompson, offensive lineman Dan Dierdorf, and wide receiver Mel Gray ... Thompson will start for seven seasons, Dierdorf becomes six-time Pro Bowler and member of Pro Football Hall of Fame, and Gray logs 12 seasons, highlighted by a stretch receptions in 121 consecutive games from 1973-82 ... Eagles' kicker Tom Dempsey sets then Card opponent record with 54-yard field goal Dec. 12 ... Gray completes rookie season with eye-popping averages of 28 yards on two rushing attempts, 29.7 yards on 18 pass receptions with four touchdowns, and 24.7 yards on 30 kickoff returns.

Final NFC East Standings

Team	W	L	T	Pct.	Pts.	OP
Dallas	11	3	0	.786	406	222
Washington	9	4	1	.692	276	190
Philadelphia	6	7	1	.462	221	302
St. Louis	4	9	1	.308	231	279
N.Y. Giants	4	10	0	.286	228	362

1972 (4-9-1)**Head Coach Bob Holtway**

Sept. 17	At Baltimore	W	10-3	53,652
Sept. 24	At Washington	L	10-24	53,039
Oct. 1	Pittsburgh	L	19-25	49,187
Oct. 6	At Minnesota	L	19-17	49,680
Oct. 15	Washington	L	3-33	50,454
Oct. 22	At N.Y. Giants	L	21-27	62,756
Oct. 29	Chicago	L	10-27	50,464
Nov. 5	At Philadelphia	T	6-6	65,720
Nov. 12	At Dallas	L	24-33	65,218
Nov. 19	N.Y. Giants	L	7-13	48,014
Nov. 27	At Miami	L	10-31	80,010
Dec. 3	Dallas	L	6-27	49,878
Dec. 10	L.A. Rams	W	24-14	36,873
Dec. 17	Philadelphia	W	24-23	34,872

193-303

Home: 2-5 (319,604). Away: 2-4-1 (430,082).

Team Statistics

	Cards	Opp.
Total First Downs.....	181	276
Rushing.....	68	119
Passing.....	102	138
Penalty.....	11	19
Total Net Yards.....	3,267	4,739
Avg. Per Game.....	233.4	338.5
Total Plays.....	754	935
Avg. Per Play.....	4.5	5.1
Net Yards Rushing.....	1,229	2,189
Avg. Per Game.....	87.8	156.4
Total Rushes.....	361	548
Net Yards Passing.....	2,038	2,550
Avg. Per Game.....	145.6	182.1
Sacked/Yards Lost.....	30/221	22/183
Gross Yards.....	2,259	2,733
Att./Comp./Pct.....	363/171/47.1	365/221/60.6
Had Intercepted.....	23	11
Punts/Average.....	73/39.3	48/39.4
Penalties/Yards.....	64/582	68/645
Fumbles/Lost.....	43/16	31/16
Touchdowns.....	22	31
Rushing.....	9	11
Passing.....	11	15
Returns.....	2	5

Score By Period

	Q1	Q2	Q3	Q4	OT	Pts.
Team.....	20	79	56	38	0	193
Opponents.....	36	92	75	100	0	303

Scoring

	TD	R	P	R	PAT	FG	S	Pts.
Bakken	0	0	0	0	19/22	14/22	0	61
Anderson	6	4	2	0	0/0	0/0	0	36
Roland	4	2	2	0	0/0	0/0	0	24
Moore	3	0	3	0	0/0	0/0	0	18
Burns	2	2	0	0	0/0	0/0	0	12
Gillette	2	0	2	0	0/0	0/0	0	12
Smith	2	0	2	0	0/0	0/0	0	12
Thompson	2	0	2	0	0/0	0/0	0	12
Hayden	1	1	0	0	0/0	0/0	0	6
Team	22	9	11	2	19/22	14/22	0	193
Opponents	55	31	11	15	31/31	28/47	1	303

Passing

	Att.	Comp.	Yds.	Comp. %	Yds./Att.	TD	TD%	Int.	Int. %	Long	Sack/Lost	Rating
Cuzzo	158	69	897	43.7	5.67	5	3.1	11	6.9	681	13/89	43.6
Hart	119	60	857	50.4	7.20	5	4.2	5	4.2	98	7/56	70.5
Galder	79	40	434	50.6	5.49	1	1.2	7	8.8	71	10/76	34.4
Anderson	3	2	71	66.7	23.66	0	0.0	0	0.0	38	0	109.7
Wilson	2	0	0	0.0	0.0	0	0.0	0	0.0	0	0	39.5
Smith	2	0	0	0.0	0.0	0	0.0	0	0.0	0	0	39.5
Team	363	171	2,259	47.1	6.22	11	3.0	23	6.3	98	30/221	51.0
Opponents	365	221	2,733	60.6	7.48	15	4.1	11	3.0	731	22/18	84.9

Rushing

	No.	Yds.	Avg.	Long	TD
Anderson	153	536	3.5	19	4
Roland	105	414	3.9	18	2
Burns	26	69	2.7	16	2
Moore	9	44	4.9	15	0
Baynham	17	43	2.5	11	0
Smith	5	31	6.2	17	0
Galder	9	28	3.1	16	0
Hart	9	17	2.9	8	0
Woodeshick	5	14	2.8	6	0
Shivers	5	12	2.4	9	0
Hayden	6	11	1.4	5	1
Cuzzo	4	7	1.8	9	0
Butler	6	3	0.5	5	0
Team	361	1,229	3.4	19	9
Opponents	548	2,189	3.8	28	11

Receiving

	No.	Yds.	Avg.	Long	TD
Roland	38	321	8.4	27	2
Gillette	33	550	16.7	65	2
Moore	29	500	17.2	98	3
Anderson	28	298	10.4	56	2
Smith	26	407	15.7	71	2
Burns	6	24	4.0	12	0
Gray	3	62	20.7	33	0
Hyatt	2	32	16.0	25	0
Shivers	1	20	20.0	20	0
Hayden	1	17	17.0	17	0
Baynham	1	10	10.0	10	0
Butler	1	8	8.0	8	0
Wicks	1	6	6.0	6	0
Woodeshick	1	2	2.0	2	0
Team	171	2,259	13.2	98	11
Opponents	221	2,733	12.4	73	15

Interceptions

	No.	Yds.	Avg.	Long	TD
Wilson	3	35	11.7	24	0
Farr	3	21	7.0	21	0
McGill	2	28	14.0	26	0
Hackbart	1	22	22.0	22	0
Slaggs	1	7	7.0	7	0
Thompson	1	5	5.0	5	0
Team	11	118	10.7	26	0
Opponents	23	289	12.6	41	3

Punt Returns

	Ret.	FC	Yds.	Avg.	Long	TD
Willingham	9	6	41	4.6	13	0
Wehrli	5	6	24	4.8	22	0
Gray	2	3	-4	-2.0	0	0
Team	16	15	61	3.8	22	0
Opponents	37	22	144	3.9	18	0

Kickoff Returns

	No.	Yds.	Avg.	Long	TD
Moore	20	437	21.9	37	0
Gray	17	378	22.2	29	0
Willingham	9	194	21.6	28	0
Butler	4	85	21.2	27	0
Hyatt	1	41	41.0	41	0
Wehrli	1	10	10.0	10	0
Burns	1	7	7.0	7	0
Team	53	1,152	21.7	41	0
Opponents	40	1,037	25.9	91	1

Punting

	No.	Yds.	Avg.	Long	Bk.
Anderson	72	2,847	39.5	61	0
Bakken	1	26	26.0	26	0
Team	73	2,873	39.3	61	0
Opponents	48	1,892	39.4	62	2

Field Goals

	1-19	20-29	30-39	40-49	50+
Bakken	4-5	2-4	2-4	6-9	0-0
Team	4-5	2-4	2-4	6-9	0-0
Opponents	7-8	5-7	9-13	6-12	1-6
Bakken: (41G), (41G, 42N), (19G, 44G), (27G, 13G, 43N), (46G, 34N, 34N), (19N), (15G), (9G, 32G, 27N), (34G), (), (49G, 28N), (48N), (41G), (20G)					
Opponents: (30N, 48B, 38N, 47N, 42G), (31G, 24N, 51N), (17G, 20G, 15G), (37G, 26N), (30G, 8G, 42G, 36G), (16G, 43G, 45N), (12G, 32G, 40N), (11G, 30G, 33N, 45N), (27G, 14G, 50G, 38G, 32N), (40G, 21G, 50N, 48B), (25G, 52G), (50N, 29G, 55N, 42G), (18N), (33G, 41G, 38G)					

Usual Starting Lineup

Offense	Defense
WR.....Bobby Moore	LE.....Don Brumm
LT.....Dan Dierdorf	LT.....John Richardson
LG.....Conrad DoblerFred Heron
C.....Tom Banks	RT.....Bob Rowe
.....Wayne Mulligan	RE.....Ron Yankowski
RG.....Bob YoungMartin Imhof
TE.....Wayne Mulligan	LLB.....Larry Stallings
RT.....Jackie Smith	MLB.....Mark Arneson
WR.....Walker Gillette	RLB.....Terry Miller
QB.....Gary CuzzoJeff Slaggs
.....Tim Van Galder	LCB.....Norm Thompson
.....Jim Hart	RCB.....Miller Farr
RB.....Donny AndersonEric Washington
.....Johnny Roland	LS.....Roger Wehrli
FB.....Leon Burns	RS.....Larry Wilson
K.....Jim Bakken	P.....Donny Anderson

Notes

William V. Bidwill gains full ownership of the franchise - assistant coach **Chuck Drulis** collapses of a heart attack on the team charter airplane returning from a preseason game at Houston - he is pronounced dead following an emergency landing in Little Rock, Ark. - safety **Larry Wilson** doubles as player and assistant coach, then two weeks before the end of the season he announces his retirement after 13 seasons - quarterback **Jim Hart** connects with **Ahmad Rashad** (nee Bobby Moore) for a 98-yard pass play vs. L.A. Rams Dec. 10, the longest non-scoring pass play in NFL history.

Final NFC East Standings

Team	W	L	T	Pct.	Pts.	OP
Washington	11	3	0	.766	306	218
Dallas*	10	4	0	.714	319	240
N.Y. Giants	8	6	0	.571	331	247
St. Louis	4	9	1	.321	193	303
Philadelphia	2	11	1	.179	145	352

*Wild card playoff qualifier

1973 (4-9-1)

Head Coach Don Coryell

Sept. 16	At Philadelphia	W	34-23	61,103
Sept. 23	Washington	W	34-27	50,316
Sept. 30	At Dallas	L	10-45	64,729
Oct. 7	Oakland	L	10-17	49,051
Oct. 14	Philadelphia	L	24-27	44,400
Oct. 21	At Washington	L	13-31	54,381
Oct. 28	N.Y. Giants	W	35-27	47,589
Nov. 4	Denver	T	17-17	46,565
Nov. 11	At Green Bay	L	21-25	52,922
Nov. 18	At N.Y. Giants	L	13-24	65,795
Nov. 25	At Cincinnati	L	24-42	50,918
Dec. 2	Detroit	L	16-20	44,982
Dec. 9	At Atlanta	W	32-10	48,030
Dec. 16	Dallas	L	3-30	43,946

286-365

Home: 2-4-1 (326,849), Away: 2-5 (397,878)

Team Statistics

	Cards	Opp.
Total First Downs	238	307
Rushing	96	135
Passing	111	157
Penalty	31	15
Total Net Yards	4,054	5,149
Avg. Per Game	289.6	367.8
Total Plays	837	950
Avg. Per Play	4.8	5.4
Net Yards Rushing	1,671	2,120
Avg. Per Game	170.2	216.4
Total Rushes	416	504
Net Yards Passing	2,383	3,029
Avg. Per Game	170.2	216.4
Sacked/Yards Lost	27/209	29/197
Gross Yards	2,592	3,226
Att./Comp./Pct.	394/210/53.3	417/252/60.4
Had Intercepted	15	10
Punts/Average	66/37.5	54/41.4
Penalties/Yards	61/594	97/920
Fumbles/Lost	37/14	31/17
Touchdowns	31	42
Rushing	13	16
Passing	16	23
Returns	2	3

Score By Period

	Q1	Q2	Q3	Q4	OT	Pts.
Team	65	53	66	102	0	286
Opponents	60	100	58	147	0	385

Scoring

	TD	R	P	R	PAT	FG	S	Pts.
Bakken	0	0	0	0	31/31	23/32	0	100
Anderson	13	10	3	0	0/0	0/0	0	78
Gray	7	0	7	0	0/0	0/0	0	42
Rashad	3	0	3	0	0/0	0/0	0	18
Shy	2	0	1	1	0/0	0/0	0	12
Metcalf	2	2	0	0	0/0	0/0	0	12
Smith	1	0	1	0	0/0	0/0	0	6
Gillette	1	0	1	0	0/0	0/0	0	6
McFarland	1	0	0	1	0/0	0/0	0	6
Otis	1	1	0	0	0/0	0/0	0	6
Team	31	13	16	2	31/31	23/32	0	286
Opponents	39	16	23	3	41/42	23/34	0	365

Passing

	Att.	Comp.	Yds.	Comp. %	Yds./Att.	TD	TD%	Int.	Int. %	Long	Sack/Lost	Rating
Hart	320	178	2,223	55.6	6.95	15	4.7	10	3.1	69t	22/168	80.1
Keithley	73	32	369	43.8	5.05	1	1.4	5	6.8	80t	5/41	36.0
Hammond	1	0	0	0.0	0.0	0	0.0	0	0.0	0	0/0	0.0
Team	394	210	2,592	53.3	6.58	16	4.1	15	3.8	80t	27/209	71.8
Opponents	417	252	3,226	60.4	7.74	23	5.5	10	2.4	54	29/197	93.0

Rushing

	No.	Yds.	Avg.	Long	TD
Anderson	167	679	4.1	54	10
Metcalf	148	628	4.2	50	2
Otis	55	235	4.3	19	1
Shy	16	66	4.1	7	0
Moss	14	41	2.9	13	0
Hammond	4	11	2.7	7	0
Keithley	8	29	3.6	18	0
Hart	3	-3	-1.0	0	0
Smith	1	-14	-14.0	0	0
Team	416	1,671	4.0	54	13
Opponents	504	2,120	4.2	24	16

Receiving

	No.	Yds.	Avg.	Long	TD
Smith	41	600	14.6	42	1
Anderson	41	409	10.0	44	3
Metcalf	37	316	8.5	35	3
Rashad	30	409	13.6	65t	0
Gray	29	513	17.7	80t	7
Gillette	20	244	12.2	48t	1
Hammond	4	39	9.8	23	0
Shy	3	15	5.0	6	1
Otis	2	19	9.5	14	0
McFarland	2	10	5.0	7	0
Maynard	1	18	18.0	18	0
Team	210	2,592	12.3	80t	16
Opponents	252	3,226	12.8	54	23

Interceptions

	No.	Yds.	Avg.	Long	TD
Tolbert	2	34	17.0	26	0
Duren	2	13	6.5	13	0
Arneson	1	13	13.0	13	0
Rivers	1	11	11.0	11	0
Barnes	1	0	0.0	0	0
Detwiler	1	0	0.0	0	0
Stallings	1	0	0.0	0	0
Wehrli	1	0	0.0	0	0
Team	10	71	7.1	26	0
Opponents	15	267	17.8	68t	2

Punt Returns

	Ret.	FC	Yds.	Avg.	Long	TD
Wehrli	9	7	92	10.2	33	0
Hammond	11	2	80	7.3	51	0
Thompson	6	2	18	3.0	6	0
Belton	1	2	2	2.0	2	0
Team	27	13	192	7.1	51	0
Opponents	23	21	186	8.1	46	0

Kickoff Returns

	No.	Yds.	Avg.	Long	TD
Shy	16	445	27.8	97t	1
Hammond	12	314	26.2	46	0
Metcalf	4	124	36.3	48	0
Hayden	5	98	19.6	28	0
Belton	3	83	27.7	31	0
Moss	4	78	19.5	21	0
Gray	4	73	18.3	21	0
McFarland	3	57	19.0	19	0
Detwiler	3	55	18.3	20	0
Butz	1	23	23.0	23	0
Owens	1	19	19.0	19	0
Wehrli	2	0	0.0	0	0
Team	58	1,369	23.6	97t	1
Opponents	57	1,350	23.7	97t	1

Punting

	No.	Yds.	Avg.	Long	Bk
Keithley	66	2,478	37.5	55	1
Team	66	2,478	37.5	55	1
Opponents	54	2,236	41.4	62	1

Field Goals

	1-19	20-29	30-39	40-49	50+
Bakken	4-4	6-7	10-12	3-8	0-1
Team	4-4	6-7	10-12	3-8	0-1
Opponents	10-10	6-8	6-7	1-6	1-3
Bakken:	(17G, 20G, 28N), (23G, 28G), (16G, 52N), (12G, 46N), (39G, 49N), (32G, 31G), (), (28G, 47N), (), (29G, 18G, 49N), (30G), (43G, 43G, 34G, 37N), (35G, 46G, 35G, 31G, 37G, 28G, 32B), (33G, 49N),				
Opponents:	(38G, 44G, 27G), (28G, 37G, 38N, 58N, 49N), (24G), (17G), (32G, 23G, 29N, 52N), (18G), (14G, 22G), (12G, 45N, 44N, 42N), (12G, 32G, 24G, 9G), (16G), (), (52G, 36G), (32G, 49N), (18G, 13G, 17G, 26N).				

Usual Starting Lineup

Offense	Defense
WR.....Ahmad Rashad	LE.....Dave Butz
LT.....Den Dierdorf	LT.....John Richardson
LG.....Tom Banks	Leo Brooks
C.....Wayne Mulligan	RT.....Bob Rowe
RG.....Conrad Dobler	RE.....Ron Yankowski
RT.....Dan Dierdorf	LLB.....Larry Stallings
Ernie McMillan	MLB.....Mark Ameson
Roger Finnie	RLB.....Pete Barnes
TE.....Jackie Smith	LCB.....Dwayne Crump
WR.....Mel Gray	Norm Thompson
Walker Gillette	RCB.....Roger Wehrli
QB.....Jim Hart	SS.....Jim Tolbert
FB.....Jim Otis	FS.....Clarence Duren
RB.....Donny Anderson	Chuck Detwiler
K.....Jim Bakken	P.....Gary Keithley

Notes

Former San Diego State University Head Coach Don Coryell, with his fiery disposition and innovative offensive schemes, is named head coach... he hires Joe Gibbs as running backs coach and Jim Hanifan as offensive line coach... running back Terry Metcalf is drafted in third round... Jim Hart is named starting quarterback... despite 4-9-1 record, Card offense improves dramatically, boosting point output from 193 in 1972 to 286, and gains nearly 800 more total yards... Cards complete only two of 10 passes at Atlanta Dec. 9 for single-game franchise low of nine yards as Jim Bakken kicks six field goals in 32-10 win.

Final NFC East Standings

Team	W	L	T	Pct.	Pts.	OP
Dallas	10	4	0	.714	382	203
Washington*	10	4	0	.714	325	198
Philadelphia	5	8	1	.393	310	393
St. Louis	4	9	1	.321	286	365
N.Y. Giants	2	11	1	.179	226	362

*Wild card playoff qualifier

1974 (10-4)

Head Coach Don Coryell

Sept. 15	Philadelphia	W	7-3	40,322
Sept. 22	At Washington	W	17-10	53,381
Sept. 29	Cleveland	W	29-7	43,472
Oct. 6	At San Francisco	W	34-9	48,675
Oct. 13	Dallas	W	31-28	49,685
Oct. 20	At Houston	W	31-27	26,371
Oct. 27	Washington	W	23-20	49,410
Nov. 3	At Dallas	L	14-17	64,146
Nov. 11	Minnesota	L	24-28	50,184
Nov. 17	At Philadelphia	W	13-3	61,982
Nov. 24	At N.Y. Giants	W	23-21	49,915
Dec. 1	Kansas City	L	13-17	41,863
Dec. 8	At New Orleans	L	0-14	57,152
Dec. 15	N.Y. Giants	W	26-14	47,414

285-218

Home: 5-2 (322,549); Away: 5-2 (361,622).

NFC Divisional Playoff

Dec. 21	At Minnesota	L	14-30	44,626
---------	--------------	---	-------	--------

Team Statistics

	Cards	Opp.
Total First Downs	247	249
Rushing	120	108
Passing	117	122
Penalty	10	19
Total Net Yards	4,314	4,251
Avg. Per Game	308.1	303.6
Total Plays	873	909
Avg. Per Play	4.9	4.7
Net Yards Rushing	1,956	1,888
Avg. Per Game	139.7	134.9
Total Rushes	466	461
Net Yards Passing	2,358	2,363
Avg. Per Game	168.4	168.8
Sacked/Yards Lost	16/134	35/218
Gross Yards	2,492	2,581
Att./Comp./Pct.	391/201/51.4	413/230/55.7
Had Intercepted	8	16
Punts/Average	81/36.7	85/39.2
Penalties/Yards	77/845	80/854
Fumbles/Lost	27/9	24/9
Touchdowns	36	27
Rushing	12	15
Passing	20	11
Returns	4	1

Score By Period

	Q1	Q2	Q3	Q4	OT	Pts.
Team	56	80	100	49	0	285
Opponents	50	58	34	76	0	218

Scoring

	TD	R	P	R	PAT	FG	S	Pts.
Bakken	0	0	0	0	30/36	13/22	0	69
Metcalf	8	6	1	1	0/0	0/0	0	48
Anderson	6	3	3	0	0/0	0/0	0	36
Gray	6	0	6	0	0/0	0/0	0	36
Thomas	5	0	5	0	0/0	0/0	0	30
Smith	3	0	3	0	0/0	0/0	0	18
Hart	2	2	0	0	0/0	0/0	0	12
Cain	1	0	1	0	0/0	0/0	0	6
Otis	1	1	0	0	0/0	0/0	0	6
Thompson	1	0	0	1	0/0	0/0	0	6
Wehrli	1	0	0	1	0/0	0/0	0	6
Willard	1	0	1	0	0/0	0/0	0	6
Yankowski	1	0	0	1	0/0	0/0	0	6
Team	36	12	20	4	30/36	13/22	0	285
Opponents	25	15	11	1	26/27	10/14	0	218

Passing

	Att.	Comp.	Yds.	Comp. %	Yds./Att.	TD	TD%	Int.	Int. %	Long	Sack/Lost	Rating
Hart	388	200	2,411	51.5	6.21	20	5.2	8	2.1	801	16/134	79.5
Hammond	1	1	81	100.0	81.00	0	0.0	0	0.0	81	0/0	118.8
Metcalf	2	0	0	0	0.0	0	0.0	0	0.0	0	0/0	39.6
Team	391	201	2,492	51.4	6.37	20	5.2	8	2.1	81	16/134	80.1
Opponents	413	230	2,581	55.7	6.25	11	2.7	16	3.9	65	35/218	67.3

Rushing

	No.	Yds.	Avg.	Long	TD
Metcalf	152	718	4.7	751	6
Otis	158	664	4.2	23	1
Anderson	90	316	3.5	16	3
Willard	40	175	4.4	12	0
Belton	12	49	4.1	10	0
Hart	10	21	2.1	16	2
Moss	4	13	3.3	5	0
Team	466	1,956	4.2	751	12
Opponents	461	1,888	4.1	661	15

Receiving

	No.	Yds.	Avg.	Long	TD
Metcalf	50	377	7.5	221	1
Gray	39	770	19.7	801	6
Thomas	34	513	15.1	521	5
Smith	25	413	16.5	81	3
Otis	19	109	5.7	13	0
Anderson	15	116	7.7	25	3
Cain	13	152	11.7	401	1
Willard	4	28	7.0	17	1
Hammond	2	14	7.0	9	0
Team	201	2,492	12.4	81	20
Opponents	230	2,581	11.2	65	11

Interceptions

	No.	Yds.	Avg.	Long	TD
Thompson	6	190	31.7	561	1
Wehrli	2	54	27.0	531	1
Duren	2	29	14.5	20	0
Tolbert	2	22	11.0	22	0
Stallings	2	13	6.5	13	0
Reaves	1	54	54.0	54	0
Crump	1	10	10.0	10	0
Team	16	372	23.3	561	2
Opponents	8	75	9.4	18	0

Punt Returns

	Ret.	FC	Yds.	Avg.	Long	TD
Metcalf	26	3	340	13.1	43	0
Hammond	17	1	125	7.4	21	0
Wehrli	4	1	39	9.8	32	0
Belton	4	0	8	2.0	6	0
Tolbert	1	0	0	0.0	0	0
Duren	0	3	0	0.0	0	0
Stringer	0	1	0	0.0	0	0
Team	52	9	512	9.8	43	0
Opponents	56	3	518	9.3	981	1

Kickoff Returns

	No.	Yds.	Avg.	Long	TD
Metcalf	20	623	31.2	941	1
Hammond	11	268	24.4	34	0
Moss	8	133	16.6	21	0
Belton	5	111	22.2	30	0
LeVeck	2	32	16.0	20	0
Reaves	1	22	22.0	22	0
Finnie	1	8	8.0	8	0
Cain	1	5	5.0	5	0
Crump	1	1	1.0	1	0
Team	50	1,203	24.1	941	1
Opponents	54	1,203	22.3	67	0

Punting

	No.	Yds.	Avg.	Long	Blk.
Roberts	81	3,131	38.7	57	0
Team	81	3,131	38.7	57	0
Opponents	85	3,329	39.2	69	0

Field Goals

	1-19	20-29	30-39	40-49	50+
Bakken	0-0	2-3	5-9	6-10	0-0
Team	0-0	2-3	5-9	6-10	0-0
Opponents	0-0	6-6	1-2	3-5	0-1
Bakken: (38N), (46G, 42N), (44G, 33N), (47G, 42G, 26B), (31G), (25G), (47G), (), (46G), (28G, 30G, 40N), (36G, 32G, 24B, 36G), (), (32N, 35N), (47N).					
Opponents: (44G), (28G, 44N), (47N), (20G), (), (28G, 24G), (41G, 34G), (20G), (), (48G, 61N), (31N), (22G), (), ().					

Usual Starting Lineup

Offense	Defense
LE ... Sonny Randle	LE ... Council Rudolph
WR ... Earl Thomas	LT ... Leo Brooks
LT ... Ernie McMillan	RT ... Bob Rowe
LG ... Bob Young	RE ... Ron Yankowski
... Roger Finnie	LB ... Larry Stallings
C ... Tom Brahoney	MLB ... Mark Ameson
RG ... Conrad Dotzler	RLB ... Pete Barnes
RT ... Dan Dierdorf	LCB ... Norm Thompson
TE ... Jackie Smith	... Jim Tolbert
WR ... Mel Gray	RCB ... Roger Wehrli
QB ... Jim Hart	SS ... Ken Reaves
FB ... Jim Otis	FS ... Clarence Duren
RB ... Terry Metcalf	P ... Hal Roberts
K ... Jim Bakken	

Notes

Cards win first seven games en route to 10-4 record ... six wins achieved by seven points or less ... capture NFC Eastern Division title on final day of the season with 26-14 win over N.Y. Giants at Busch Stadium Dec. 15 ... Cards lose 30-14 playoff contest at Minnesota Dec. 21, the team's first postseason appearance since 1948 ... quarterback Jim Hart is named NFC player-of-the-year, running back Terry Metcalf is runner-up to Hart in the poll, and Don Coryell is named consensus NFL coach-of-the-year ... offensive line allows NFL-low 16 quarterback sacks ... Hart tosses 20 touchdowns with just eight interceptions in 388 attempts ... Metcalf sets Card record with 2,058 combined yards, including a 4.7-yard rushing average with six touchdowns, 50 pass receptions, and kick-return figures of 31.2 yards on 20 kickoffs and 13.1 yards on 26 punts.

Final NFC East Standings

Team	W	L	T	Pct.	Pts.	OP
St. Louis	10	4	0	.714	285	218
Washington*	10	4	0	.714	320	196
Dallas	8	6	0	.571	297	235
Philadelphia	7	7	0	.500	242	217
N.Y. Giants	2	12	0	.143	195	299

*Wild card playoff qualifier

1975 (11-3)

Head Coach Don Coryell

Sept. 21	Atlanta	W	23-20	42,172
Sept. 28	At Dallas (OT)	L	31-37	52,417
Oct. 5	N.Y. Giants	W	25-14	44,919
Oct. 13	At Washington	L	17-27	54,833
Oct. 19	Philadelphia	W	31-20	45,242
Oct. 25	At N.Y. Giants	W	20-13	49,598
Nov. 2	New England	W	24-17	45,907
Nov. 9	At Philadelphia	W	24-23	60,277
Nov. 16	Wash. (OT)	W	20-17	49,919
Nov. 23	At N.Y. Jets	W	37-6	53,169
Nov. 27	Buffalo	L	14-32	41,899
Dec. 7	Dallas	W	31-17	49,701
Dec. 14	At Chicago	W	34-20	35,052
Dec. 21	At Detroit	W	24-13	64,656

356-276

Home: 6-1 (319,759) Away: 5-2 (369,862)

NFC Divisional Playoff

Dec. 27	At L.A. Rams	L	23-35	72,650
---------	--------------	---	-------	--------

Team Statistics

	Cards	Opp.
Total First Downs	276	284
Rushing	131	118
Passing	128	142
Penalty	17	24
Total Net Yards	4,955	4,595
Avg. Per Game	353.9	328.2
Total Plays	918	957
Avg. Per Play	5.4	4.8
Net Yards Rushing	2,402	1,925
Avg. Per Game	171.6	137.5
Total Rushes	555	487
Net Yards Passing	2,553	2,670
Avg. Per Game	182.4	190.7
Sacked/Yards Lost	8/66	24/192
Gross Yards	2,619	2,862
Att./Comp./Pct.	355/187/52.7	446/233/52.2
Had Intercepted	20	22
Punts/Average	64/37.7	67/40.1
Penalties/Yards	83/30	82/679
Fumbles/Lost	33/19	26/15
Touchdowns	43	34
Rushing	19	16
Passing	20	15
Returns	4	2

Score By Period

	Q1	Q2	Q3	Q4	OT	Pts.
Team	96	83	82	92	3	356
Opponents	38	61	79	92	6	276

Scoring

	TD	R	P	R	PAT	FG	S	Pts.
Bakken	0	0	0	0	40/42	19/24	0	97
Metcalf	13	9	2	2	0/0	0/0	0	78
M. Gray	11	0	11	0	0/0	0/0	0	66
Otis	6	5	1	0	0/0	0/0	0	36
Jones	3	2	1	0	0/0	0/0	0	18
Smith	2	0	2	0	0/0	0/0	0	12
Thomas	2	0	2	0	0/0	0/0	0	12
Cain	1	0	1	0	0/0	0/0	0	6
Crump	1	0	0	1	0/0	0/0	0	6
Hart	1	1	0	0	0/0	0/0	0	6
Latin	1	1	0	0	0/0	0/0	0	6
Moss	1	1	0	0	0/0	0/0	0	6
Thompson	1	0	0	1	0/0	0/0	0	6
Wehrli	0	0	0	0	1/1	0/0	0	5
Team	32	12	20	4	41/43	19/24	0	285
Opponents	26	15	11	1	27/33	15/26	0	218

Passing

	Att.	Comp.	Yds.	Comp. %	Yds./Att.	TD	TD%
Hart	345	182	2,507	52.8	7.27	19	5.5
Shaw	8	4	61	50.0	7.63	0	0.0
Metcalf	2	1	51	50.0	25.50	1	5.0
Bakken	0	0	0	0.0	0.00	0	0.0
Team	355	187	2,619	52.7	7.38	20	5.6
Opponents	446	233	2,862	52.2	6.42	16	3.6

Sacks

Rudolph 2.0, Rowe 2.0, Brooks 1.0, Duren 1.0, Reaves 1.0, Crump 1.0

Team 22.0, Opponents 17.0

Rushing

	No.	Yds.	Avg.	Long	TD
Otis	269	1,076	4.0	30	5
Metcalf	165	816	4.9	52	9
Jones	54	275	5.1	23	2
Latin	35	165	4.7	57	1
Ashton	10	44	4.4	9	0
Hammond	3	13	4.3	6	0
Moss	4	12	3.0	5	1
Hart	11	7	0.6	6	1
M. Gray	1	6	6.0	6	0
Shaw	3	-12	-4.0	-2	0
Team	555	2,402	4.3	57	19
Opponents	487	1,925	4.0	32	16

Receiving

	No.	Yds.	Avg.	Long	TD
M. Gray	48	926	19.3	74	11
Metcalf	43	378	8.8	30	2
Thomas	21	375	17.9	80	2
Jones	19	194	10.2	21	1
Harris	15	266	17.7	36	0
Smith	13	246	18.9	45	2
Cain	12	134	11.2	18	1
Otis	12	69	5.8	12	1
Lalin	2	25	12.5	16	0
Hammond	2	6	3.0	10	0
Team	187	2,619	14.0	80	20
Opponents	233	2,862	12.3	48	16

Interceptions

	No.	Yds.	Avg.	Long	TD
Thompson	7	141	20.1	61	1
Wehrli	6	31	5.2	31	0
Reaves	3	7	2.3	9	0
Barnes	2	26	13.0	23	0
Duren	1	23	23.0	23	0
Rudolph	1	18	18.0	18	0
Ameson	1	6	6.0	6	0
Stallings	1	-3	-3.0	-3	0
Team	22	249	11.3	61	1
Opponents	20	216	10.8	38	0

Punt Returns

	Ret.	FC	Yds.	Avg.	Long	TD
Metcalf	23	3	285	12.4	68	1
Hammond	9	2	70	7.6	30	0
M. Gray	7	1	53	7.6	27	0
Wehrli	1	0	2	2.0	2	0
Team	40	6	410	10.3	68	1
Opponents	34	7	329	9.7	43	0

Kickoff Returns

	No.	Yds.	Avg.	Long	TD
Metcalf	35	980	27.4	93	1
Hammond	13	254	19.5	29	0
Smith	1	25	25.0	25	0
Moss	1	21	21.0	21	0
T. Gray	1	20	20.0	20	0
Hart	1	20	20.0	20	0
Jones	1	18	18.0	18	0
Wehrli	1	10	10.0	10	0
Reaves	1	9	9.0	9	0
Team	55	1,337	24.3	93	1
Opponents	71	1,609	22.7	97	1

Punting

	No.	Yds.	Avg.	Long	Bk.
West	64	2,412	37.7	58	1
Team	64	2,412	37.7	58	1
Opponents	67	2,688	40.1	59	0

Field Goals

	1-19	20-29	30-39	40-49	50+
Bakken	0-0	10-11	5-7	4-6	0-0
Team	0-0	10-11	5-7	4-6	0-0
Opponents	0-0	4-4	5-9	6-9	0-4
Bakken:	(22G, 39G, 25G), (28G), (48G, 28G), (47G), (24G), (37G, 40G), (21G, 44N), (30G), (20G), (37G, 29N, 32N), (31G), (48N), (27G), (40G, 29G), (24G, 32B).				
Opponents:	(19N), (40G, 46N), (1), (47G, 34G, 56N), (45G, 40G, 45N), (36N), (32G), (37G, 27G, 25G), (42G, 52N), (47G, 27G, 53N), (30G, 33G, 47B), (23G), (51N), (37B).				

Usual Starting Lineup

Offense	Defense
WR.....like Harris	LE.....Bob Bell
LT.....Roger Finnie	LT.....Charlie Davis
LG.....Bob Young	RT.....Bob Rowe
C.....Tom Banks	RE.....Ron Yankowski
RG.....Conrad Dobler	LLB.....Larry Stallings
RT.....Dan Dierdorf	MLB.....Mark Ameson
TE.....Jackie Smith	RLB.....Pete Barnes
J.V. Cain	LCB.....Norm Thompson
WR.....Mel Gray	RCB.....Roger Wehrli
QB.....Jim Hart	SS.....Ken Reaves
FB.....Jim Otis	FS.....Clarence Duren
RB.....Terry Metcalf	P.....Jeff West
K.....Jim Bakken	

Notes

Led by Pro Bowl offensive linemen **Dan Dierdorf**, **Conrad Dobler**, and **Tom Banks**, Cards win a second consecutive NFC Eastern Division title with an 11-3 mark, a franchise best since an 11-1 record by the 1948 team ... fullback **Jim Otis** leads the NFC in rushing with 1,076 yards, running back/kick returner **Terry Metcalf**—a consensus NFL most valuable player—sets league record with 2,462 combined yards, and quarterback **Jim Hart** performs behind an offensive line that ties an NFL record by allowing just eight quarterback sacks ... wide receiver **Mel Gray** catches controversial touchdown pass from Hart with 25 seconds left in regulation, known as the "Phantom Catch," to send game into overtime as Cards win 20-17 over Washington ... Cards travel to Los Angeles to face Rams in playoff contest and lose 35-23 after trailing 28-9 at halftime ... seven offensive players go to the Pro Bowl (Dierdorf, Dobler, Banks, Hart, Metcalf, Gray, and Otis).

Final NFC East Standings

Team	W	L	T	Pct.	Pts.	OP
St. Louis	11	3	0	.786	356	276
Dallas	10	4	0	.714	350	268
Washington	8	6	0	.571	325	276
N.Y. Giants	5	9	0	.357	216	306
Philadelphia	4	10	0	.286	225	302

*Wild card playoff qualifier

1976 (10-4)

Head Coach Don Coryell

Sept. 12	At Seattle	W	30-24	58,441
Sept. 19	Green Bay	W	29-0	48,842
Sept. 26	At San Diego	L	24-43	40,212
Oct. 3	N.Y. Giants	W	27-21	48,039
Oct. 10	Phila.	W	31-14	44,933
Oct. 17	Dallas	W	21-17	50,317
Oct. 25	At Wash.	L	10-20	48,325
Oct. 31	S.F. (OT)	W	23-20	50,365
Nov. 7	At Phila.	W	17-14	60,760
Nov. 14	At L.A.	W	30-28	64,698
Nov. 21	Washington	L	10-16	49,833
Nov. 25	At Dallas	L	14-19	62,498
Dec. 4	Baltimore	W	24-17	48,282
Dec. 12	At N.Y. Giants	W	17-14	60,553

309-267

Home: 6-1 (340,671) Away: 4-3 (395,487)

Team Statistics

	Cards	Opp.
Total First Downs	307	239
Rushing	140	111
Passing	142	105
Penalty	25	23
Total Net Yards	5,136	4,089
Avg. Per Game	366.9	292.1
Total Plays	989	864
Avg. Per Play	5.2	4.7
Net Yards Rushing	2,301	1,979
Avg. Per Game	164.4	141.4
Total Rushes	580	491
Net Yards Passing	2,835	2,110
Avg. Per Game	202.5	150.7
Sacked/Yards Lost	17/132	31/248
Gross Yards	2,967	2,358
Att./Comp./Pct.	392/220/56.1	342/176/51.5
Had Intercepted	13	19
Punts/Average	66/35.3	71/38.8
Net Punting Average	27.1	31.3
Penalties/Yards	84/683	83/698
Fumbles/Lost	44/24	32/20
Touchdowns	36	34
Rushing	17	19
Passing	18	13
Returns	1	2

Score By Period

	Q1	Q2	Q3	Q4	OT	Pts.
Team	60	80	75	91	3	309
Opponents	67	70	38	92	0	267

Scoring

	TD	R	P	R	PAT	FG	S	Pts.
Bakken	0	0	0	0	33/35	20/27	0	93
Jones	9	8	1	0	0/0	0/0	0	54
Metcalfe	7	3	4	0	0/0	0/0	0	42
Gray	5	0	5	0	0/0	0/0	0	30
Cain	5	0	5	0	0/0	0/0	0	30
Morris	4	3	1	0	0/0	0/0	0	24
Olis	2	2	0	0	0/0	0/0	0	12
Latin	1	1	0	0	0/0	0/0	0	6
Harris	1	0	1	0	0/0	0/0	0	6
Tilley	1	0	1	0	0/0	0/0	0	6
Sensibaugh	1	0	0	1	0/0	0/0	0	6
Team	35	17	18	1	33/35	20/27	0	309
Opponents	34	19	13	2	31/34	10/20	0	267

Passing

	Att.	Comp.	Yds.	Comp. %	Yds./Att.	TD	TD%	Int.	Int. %	Long	Sack/Lost	Rating
Hart	388	218	2,946	56.2	7.59	18	4.6	13	3.4	771	17/132	81.7
Donckers	1	1	16	100.0	16.00	0	0.0	0	0.0	16	0/0	119.0
Wyoche	1	1	5	100.0	5.00	0	0.0	0	0.0	5	0/0	87.5
Metcalfe	0	0	0	0.0	0.00	0	0.0	0	0.0	0	0/1	0.00
Wehrli	0	0	0	0.0	0.00	0	0.0	0	0.0	0	0/1	0.00
Team	392	220	2,967	56.1	7.57	18	4.6	13	3.3	771	17/132	82.0
Opponents	342	176	2,358	51.5	6.89	13	3.8	19	5.6	721	31/248	63.1

Sacks

Zook 7.0, Bell 7.0, Dawson 2.0, Arneson 2.0, Kearney 1.0, Yankowski 1.0, White 1.0, Upshaw 1.0.
Team 22.0, Opponents 17.0

Rushing

	No.	Yds.	Avg.	Long	TD
Olis	233	891	3.8	23	2
Metcalfe	134	537	4.0	36	3
Jones	113	451	4.0	19	8
Morris	64	292	4.6	27	3
Latin	25	115	4.6	26	0
Wehrli	2	8	4.0	8	0
Hart	8	7	0.9	10	0
Joyce	1	0	0.0	0	0
Team	580	2,301	4.0	36	17
Opponents	491	1,979	4.0	26	19

Receiving

	No.	Yds.	Avg.	Long	TD
Harris	52	782	15.0	40	1
Gray	36	686	19.1	771	5
Metcalfe	23	388	11.8	481	4
Jones	29	152	5.2	15	1
Tilley	26	407	13.7	45	1
Cain	26	400	15.4	34	5
Morris	8	75	9.4	19	1
Latin	4	35	8.8	15	0
Smith	3	22	7.3	16	0
Olis	2	15	7.5	8	0
Hammond	1	5	5.0	5	0
Team	220	2,967	13.5	771	18
Opponents	176	2,358	13.4	721	13

Interceptions

	No.	Yds.	Avg.	Long	TD
Thompson	4	83	20.8	38	0
Sensibaugh	4	60	15.0	351	1
Wehrli	4	31	7.8	26	0
Reaves	2	41	20.5	25	0
White	2	20	10.0	16	0
Duren	1	8	8.0	8	0
Arneson	1	0	0.0	0	0
Kearney	1	0	0.0	0	0
Team	19	243	12.8	38	1
Opponents	13	134	10.3	25	0

Punt Returns

	Ret.	FC	Yds.	Avg.	Long	TD
Metcalfe	17	1	188	11.1	39	0
Tilley	15	0	146	9.7	771	0
Hammond	3	0	16	5.3	8	0
Neils	1	0	0	0.0	0	0
Team	36	1	350	9.7	39	0
Opponents	33	3	304	9.2	711	1

Kickoff Returns

	No.	Yds.	Avg.	Long	TD
Latin	16	357	22.3	39	0
Metcalfe	16	325	20.3	33	0
Morris	9	181	20.1	34	0
Smith	3	63	21.0	35	0
Crump	3	57	19.0	30	0
Hammond	2	36	18.0	21	0
Nelson	1	43	43.0	43	0
McGraw	1	13	13.0	13	0
Okoniewski	1	12	12.0	12	0
Oates	1	12	12.0	12	0
Severson	1	3	3.0	3	0
Team	54	1,102	20.4	43	0
Opponents	66	1,623	24.6	901	1

Punting

	No.	Yds.	Avg.	TB	In20	Lg	Blk.
Joyce	64	2,331	36.4	12	12	54	0
Team	66	2,331	35.3	12	12	54	0
Opponents	71	2,754	38.8	9	25	60	0

Field Goals

	1-19	20-29	30-39	40-49	50+
Bakken	0-0	10-11	6-8	4-8	0-0
Team	0-0	10-11	6-8	4-8	0-0
Opponents	0-0	3-6	4-7	3-7	0-0
Bakken:	(28G, 48N, 22G, 26G), (28G, 41G, 32G, 30G, 26G, 47N), (32G, 22N), (22G, 34G), (47N), (1), (32G), (21G), (20G, 29N, 29N), (40G, 32G, 25G), (40G, 34N), (1), (22G), (43G).				
Opponents:	(27G), (1), (48N, 39G), (1), (1), (35G), (34G, 33G, 33N, 27N), (40N, 23N), (1), (1), (26G, 49G, 44G, 49N, 23N), (42G, 41N), (22G), (30B, 34N).				

Usual Starting Lineup

Offense	Defense
WR _____ Ike Harris	LE _____ John Zook
LT _____ Roger Finnie	LT _____ Charlie Davis
LG _____ Bob Young	RT _____ Mike Dawson
C _____ Tom Banks	RE _____ Bob Bell
RG _____ Conrad Dobler	Flt _____ Ron Yankowski
RT _____ Dan Dierdorf	LLB _____ Larry Stallings
TE _____ J.V. Cain	MLB _____ Tim Kearney
WR _____ Mel Gray	RLB _____ Mark Arneson
QB _____ Jim Hart	LCB _____ Norm Thompson
RB _____ Terry Metcalf	RCB _____ Terry Wehrli
FB _____ Jim Otis	SS _____ Ken Reaves
K _____ Jim Bakken	FS _____ Mike Sensibaugh
	P _____ Terry Joyce

Notes

Despite 10-4 record (6-1 at home), Cards lose tie-breaker with Washington and fail to qualify for playoffs ... Cards defeat N.Y. Giants to stay alive in playoff race, needing the division-leading Cowboys to defeat Washington at Dallas later that day ... but the Redskins win 27-14 and Cards became first team in seven-year history of the NFC to go 10-4 and not gain a postseason berth ... eight Card victories by seven points or less earn "Cardiac Cards" moniker ... Cardinals and Chargers play preseason game in Tokyo, Japan, the first NFL game played outside North America ... Cards set NFL record with eight lost fumbles at Washington Oct. 25.

Final NFC East Standings

Team	W	L	T	Pct.	Pts.	OP
Dallas	11	3	0	.786	296	194
Washington*	10	4	0	.714	291	217
St. Louis	10	4	0	.714	309	267
Philadelphia	4	10	0	.286	165	266
N.Y. Giants	3	11	0	.214	170	250

*Wild card playoff qualifier

1977 (7-7)

Head Coach Don Coryell

Sept. 18	At Denver	L	0-7	75,002
Sept. 25	Chicago	W	16-13	49,878
Oct. 2	At Wash.	L	14-24	55,031
Oct. 9	Dallas	L	24-30	50,129
Oct. 16	At Phila.	W	21-17	64,535
Oct. 23	New Orleans	W	49-31	48,417
Oct. 31	N.Y. Giants	W	28-0	50,323
Nov. 6	At Minnesota	W	27-7	47,066
Nov. 14	At Dallas	W	24-17	63,038
Nov. 20	Phila.	W	21-16	48,768
Nov. 24	Miami	L	14-55	50,269
Dec. 4	At N.Y. Giants	L	7-27	71,826
Dec. 10	Washington	L	20-26	36,087
Dec. 18	At Tampa Bay	L	7-17	56,922

272-287

Home: 4-3 (333,851); Away: 3-4 (430,420)

Team Statistics

	Cards	Opp.
Total First Downs	247	258
Rushing	114	122
Passing	117	120
Penalty	16	16
Total Net Yards	4,532	4,504
Avg. Per Game	323.7	321.7
Total Plays	887	915
Avg. Per Play	5.1	4.9
Net Yards Rushing	2,042	2,237
Avg. Per Game	145.9	159.7
Total Rushes	507	514
Net Yards Passing	2,490	2,267
Avg. Per Game	177.9	161.9
Sacked/Yards Lost	15/109	25/209
Gross Yards	2,608	2,476
Att./Comp./Pct.	366/195/53.3	375/198/52.8
Had Intercepted	21	19
Punts/Average	71/36.7	72/39.5
Penalties/Yards	98/835	83/812
Fumbles/Lost	30/16	19/12
Touchdowns	36	34
Rushing	19	11
Passing	14	22
Returns	3	1

Score By Period

	Q1	Q2	Q3	Q4	OT	Pts.
Team	44	89	55	84	0	272
Opponents	54	81	73	79	0	287

Scoring

	TD	R	P	R	PAT	FG	S	Pts.
Morris	9	8	1	0	0/0	0/0	0	54
Metcalf	6	4	2	0	0/0	0/0	0	36
Gray	5	0	5	0	0/0	0/0	0	30
Harris	3	0	3	0	0/0	0/0	0	18
Jones	3	3	0	0	0/0	0/0	0	18
Cain	2	0	2	0	0/0	0/0	0	12
Latin	2	2	0	0	0/0	0/0	0	12
Otis	2	2	0	0	0/0	0/0	0	12
Davis	1	0	0	1	0/0	0/0	0	6
Dobler	1	0	0	1	0/0	0/0	0	6
Sensibaugh	1	0	0	1	0/0	0/0	0	6
Smith	1	0	0	1	0/0	0/0	0	6
Bakken	0	0	0	0	35/36	7/16	0	56
Team	33	19	14	3	35/36	7/16	0	272
Opponents	33	11	22	1	32/34	17/23	0	287

Passing

	Att.	Comp.	Yds.	Comp. %	Yds./Att.	TD	TD%	Int.	Int. %	Long	Sack/Loss	Rating
Hart	355	186	2,542	.524	7.16	13	3.7	20	5.6	69	13/89	64.5
Donckers	5	5	38	1.000	7.60	0	0.0	0	0.0	16	1/11	98.3
Metcalf	5	3	27	.600	5.40	1	2.0	1	2.0	11	1/9	74.6
Joyce	1	1	1	1.000	1.00	0	0.0	0	0.0	1	0/0	79.2
Team	366	195	2,608	.533	7.13	14	3.8	21	5.8	69	15/109	64.6
Opponents	375	198	2,476	.528	6.60	22	5.9	19	5.1	64	25/209	72.6

Sacks

Dawson, 8.5; Davis, 6.0; Zook 4.5; Yankowski 4.0; Severson 2.0; Ameson 2.0; Bell 1.0; Bradley 1.0; Matheson 1.0.
Team 30.0, Opponents 15.0

Rushing

	No.	Yds.	Avg.	Long	TD
Metcalf	149	739	5.0	62	4
Morris	165	661	4.0	35	8
Otis	99	334	3.4	25	2
Latin	56	208	3.7	17	2
Jones	24	77	3.2	18	3
Hart	11	16	1.6	13	0
Wehrli	1	19	19.0	19	0
Gray	1	-1	-1.0	-1	0
Joyce	1	-13	-13.0	-13	0
Team	507	2,042	4.0	62	19
Opponents	514	2,237	4.4	62	11

Receiving

	No.	Yds.	Avg.	Long	TD
Harris	40	547	13.7	38	3
Gray	38	782	20.6	89	5
Metcalf	34	403	11.9	68	2
Cain	25	328	13.1	38	2
Morris	23	222	9.7	34	1
Jones	12	56	5.5	16	0
Latin	9	89	9.9	20	0
Tilley	6	64	10.7	31	0
Smith	5	49	9.8	13	1
Otis	2	18	9.0	9	0
Stone	1	40	40.0	40	0
Team	195	2,608	13.4	69	14
Opponents	198	2,476	12.5	64	22

Interceptions

	No.	Yds.	Avg.	Long	TD
Thompson	4	83	20.8	68	0
Wehrli	5	44	8.8	41	0
Nelson	4	37	9.3	26	0
Sensibaugh	3	110	36.7	79	1
Reaves	2	17	8.5	10	0
Ameson	2	23	11.5	15	0
Allen	1	22	22.0	22	0
Severson	1	0	0.0	0	0
Kellum	1	14	14.0	14	0
Team	19	267	14.1	79	1
Opponents	21	183	8.7	54	1

Punt Returns

	Ret.	FC	Yds.	Avg.	Long	TD
Metcalf	17	1	188	11.1	39	0
Metcalf	14	0	108	7.7	23	0
Tilley	13	4	111	8.5	21	0
Bradley	11	0	77	7.0	14	0
Nelson	1	0	4	4.0	4	0
Severson	1	0	0	0.0	0	0
Team	40	4	300	7.5	23	0
Opponents	33	11	157	4.8	24	0

Kickoff Returns

	No.	Yds.	Avg.	Long	TD
Metcalf	32	772	24.1	51	0
Jones	8	132	16.5	25	0
Nelson	3	68	22.7	36	0
Latin	3	79	26.3	33	0
Morris	2	39	19.5	22	0
Smith	2	25	12.5	15	0
Others	9	156	17.3	28	0
Team	59	1,271	21.5	51	0
Opponents	55	1,104	20.1	35	0

Punting

	No.	Yds.	Avg.	TS	In20	Lg	Bk.
Bakken	22	851	38.7	2	5	58	0
Carroll	49	1,757	35.9	4	11	53	0
Team	71	2,608	36.7	6	16	58	0
Opponents	72	2,843	39.5	4	14	63	0

Field Goals

	1-19	20-29	30-39	40-49	50+
Bakken	0-0	2-2	3-5	2-8	0-1
Team	0-0	2-2	3-5	2-8	0-1
Opponents	0-0	9-11	3-5	5-9	0-1
Bakken	(42N, 47B, 43N, 34B), (49G, 36G, 41G), (45B), (32G), (50N), (30B), (1), (1), (26G), (48N, 45N), (1), (1), (32G, 27G), (1).				
Opponents	(30N), (23G, 29G), (47N, 41G), (29G, 40G, 44G, 46N), (26G), (51N, 22G), (48N), (27G, 28G), (21G), (36N, 32G), (46N), (20G, 37G), (30G, 23G, 37G, 42G), (23G).				

Usual Starting Lineup

Offense	Defense
WR Ike Harris	LE John Zook
LT Roger Finnie	LT Charlie Davis
LG Bob Young	RT Mike Dawson
C Tom Banks	RE Bob Bell
RG Conrad Dobler	Ron Yankowski
RT Dan Dierdorf	LLB Larry Stallings
TE J.V. Cain	MLB Tim Kearney
WR Mel Gray	RLB Mark Ameson
QB Jim Hart	LCB Norm Thompson
RB Terry Metcalf	RCB Roger Wehrli
FB Jim Otis	SS Ken Reaves
K Jim Bakken	FS Mike Sansibaugh
	P Terry Joyce

Notes

Though saddled with a 1-3 start, Head Coach Don Coryell rallies his troops to six consecutive victories and a 7-3 record entering the final stretch of the season ... four losses, however, drop the Cards to 7-7 and Coryell abandons the Midwest to join the San Diego Chargers ... QB Jim Hart sets club mark with 12 consecutive pass completions vs. Chicago Sept. 25 ... FB Wayne Morris rushes for 182 yards on 27 carries on Nov. 6 at Minnesota, the fourth-highest single-game effort in team history ... Cards deal 8-0 Dallas its first defeat of the season, a 24-17 decision in Texas Stadium before a "Monday Night Football" audience Nov. 14 ... Miami quarterback Bob Griese ties Card opponent mark with six touchdown passes in 55-14 Dolphin win Nov. 24.

Final NFC East Standings

Team	W	L	T	Pct.	Pts.	OP
Dallas#	12	2	0	.857	345	212
Washington	9	5	0	.643	196	189
St. Louis	7	7	0	.500	272	287
Philadelphia	5	9	0	.357	220	207
N.Y. Giants	5	9	0	.357	181	265

Top NFC playoff seed

1978 (6-10)**Head Coach Bud Wilkinson**

Sept. 3	At Chicago	L	10-17	52,791
Sept. 10	New England	L	6-16	48,233
Sept. 17	Washington	L	10-28	49,282
Sept. 24	At Dallas	L	12-21	62,760
Oct. 1	At Miami	L	10-24	43,882
Oct. 8	Baltimore	L	17-30	47,479
Oct. 15	Dallas (OT)	L	21-24	48,991
Oct. 22	At N.Y. Jets	L	10-23	49,244
Oct. 29	At Phila.	W	16-10	62,989
Nov. 5	N.Y. Giants	W	20-10	48,820
Nov. 12	At S.F.	W	16-10	33,155
Nov. 19	At Wash.	W	27-17	52,460
Nov. 26	Philadelphia	L	10-14	39,993
Dec. 3	Detroit	W	21-14	39,200
Dec. 10	At N.Y. Giants	L	0-17	52,226
Dec. 17	Atlanta	W	42-21	40,022

248-295

Home: 3-5 (361,720) Away: 3-5 (409,507)

Team Statistics

	Cards	Opp.
Total First Downs	281	285
Rushing	103	131
Passing	158	131
Penalty	20	23
Total Net Yards	5,125	4,742
Avg. Per Game	320.3	296.4
Total Plays	1,103	1,054
Avg. Per Play	4.6	4.5
Net Yards Rushing	1,954	2,395
Avg. Per Game	122.1	149.7
Total Rushes	554	588
Net Yards Passing	3,171	2,347
Avg. Per Game	198.2	146.7
Sacked/Yards Lost	22/186	37/290
Gross Yards	3,357	2,641
Att./Comp./Pct.	508/252/49.7	428/212/49.5
Had Intercepted	21	26
Fumbles/Average	101/37.8	93/39.3
Penalties/Yards	105/890	96/809
Fumbles/Lost	28/14	33/16
Touchdowns	31	37
Rushing	14	15
Passing	16	19
Returns	1	3

Score By Period

	Q1	Q2	Q3	Q4	OT	Pts.
Team	54	117	39	45	0	248
Opponents	53	89	68	76	3	296

Scoring

	TD	R	P	R	PAT	FG	S	Pts.
Bakken	0	0	0	0	27/31	11/22	0	60
Otis	8	8	0	0	0/0	0/0	0	48
Chandler	4	0	4	0	0/0	0/0	0	24
Stief	4	0	4	0	0/0	0/0	0	24
Tilley	3	0	3	0	0/0	0/0	0	18
Gray	2	1	1	0	0/0	0/0	0	12
Morris	2	1	1	0	0/0	0/0	0	12
Jones	2	2	0	0	0/0	0/0	0	12
Hart	2	2	0	0	0/0	0/0	0	12
Thaxton	1	0	1	0	0/0	0/0	1	8
Ransom	1	0	1	0	0/0	0/0	1	8
Childs	1	0	1	0	0/0	0/0	0	6
Harrell	1	0	0	1	0/0	0/0	0	6
Team	30	14	16	1	27/31	11/22	1	248
Opponents	34	15	19	3	35/37	13/18	0	296

Passing

	Att.	Comp.	Yds.	Comp. %	Yds./Att.	TD	TD %	Int.	Int. %	Long	Sack/Lost	Rating
Hart	477	240	3,121	50.3	6.56	16	3.4	13	3.8	74	20/166	66.9
Pisarkiewicz	29	10	164	34.5	5.68	0	0.0	3	10.4	40	2/20	14.8
Stief	1	1	43	100.0	43.00	0	0.0	0	0.0	0	0/0	0.0
Wood	1	1	29	100.0	29.00	0	0.0	0	0.0	0	0/0	0.0
Team	506	252	3,357	49.6	6.62	16	3.2	21	4.1	74	22/186	64.7
Opponents	428	212	2,641	49.5	6.17	19	4.4	26	6.1	56	36/279	58.3

Sacks

Dawson 9.0, Pollard 6.0, Zook 5.0, Arneson 4.5, Neils 4.0, Yankowski 1.5, Kearney 1.0, Williams 1.0, Gili 1.0, Townsend 1.0, Simons 1.0, Bell 1.0, Allerman 0.5.
Team 36.0, Opponents 22.0

Rushing

	No.	Yds.	Avg.	Long	TD
Otis	197	664	3.4	17	8
Morris	174	631	3.6	27	1
Jones	105	392	3.7	17	2
Harrell	35	134	3.8	15	0
Gray	5	51	10.2	27	1
Tilley	1	32	32.0	32	0
Bell	7	23	3.3	9	0
Hart	11	11	1.0	91	2
Latin	6	6	1.0	6	0
Ransom	2	8	4.0	5	0
Shelby	2	5	2.5	4	0
Farmer	1	4	4.0	4	0
Little	1	0	0.0	0	0
Wehrli	1	0	0.0	0	0
Pisarkiewicz	5	-1	-0.2	2	0
Stief	1	-8	-8.0	-8	0
Team	554	1,954	3.5	32	14
Opponents	588	2,395	4.1	73	14

Receiving

	No.	Yds.	Avg.	Long	TD
Tilley	62	930	14.5	43	3
Gray	44	671	19.9	74	1
Morris	33	298	9.0	33	1
Jones	27	217	8.0	18	0
Stief	24	477	19.6	551	4
Ransom	23	238	10.4	25	1
Chandler	16	190	11.9	47	4
Otis	8	38	4.8	12	0
Childs	4	50	12.5	23	1
Thaxton	3	31	10.3	16	1
Bell	3	28	9.3	17	0
Harrell	3	5	1.7	2	0
Shelby	1	11	11.0	11	0
Latin	1	3	3.0	3	0
Team	252	3,357	13.3	74	16
Opponents	212	2,641	12.5	56	17

Interceptions

	No.	Yds.	Avg.	Long	TD
Stone	9	139	15.4	33	0
Allen	6	54	9.0	21	0
Wehrli	4	3	.8	3	0
Smith	3	6	2.0	6	0
Williams	1	24	24.0	24	0
Neils	1	18	18.0	18	0
Kearney	1	8	8.0	8	0
Nelson	1	-3	-3.0	-3	0
Team	26	249	9.6	33	0
Opponents	21	303	14.4	791	1

Punt Returns

	Ret.	FC	Yds.	Avg.	Long	TD
Harrell	21	6	156	9.3	701	1
Bell, G	14	3	101	7.2	23	0
Shelby	10	0	89	8.9	16	0
Tilley	2	0	8	4.0	4	0
Southard	2	0	-2	-2.0	-2	0
Woolsey	1	0	4	4.0	4	0
Smith	1	0	0	0.0	0	0
Team	51	9	395	7.7	701	1
Opponents	59	11	575	9.7	37	0

Kickoff Returns

	No.	Yds.	Avg.	Long	TD
Harrell	19	389	20.5	32	0
Shelby	9	211	23.4	31	0
Bell, G	8	177	22.1	27	0

Kickoff Returns (cont.)

	No.	Yds.	Avg.	Long	TD
Childs	4	77	19.3	25	0
Morris	3	66	22.0	27	0
Nelson	8	58	19.3	22	0
Latin	2	48	24.0	26	0
Southard	2	47	23.5	26	0
Woolsey	1	25	25.0	25	0
Kearney	1	22	22.0	22	0
Townsend	1	13	13.0	13	0
Westbrooks	1	12	12.0	12	0
Stone	1	3	3.0	3	0
Team	55	1,148	20.9	32	0
Opponents	50	1,101	22.0	1001	2

Punting

	No.	Yds.	Avg.	TB	In20	Lg	Bk.
Wood	51	1,919	37.6	3	12	81	0
Little	46	1,749	38.0	5	6	54	2
Bakken	4	147	36.8	0	1	42	0
Team	101	3,815	37.8	8	19	81	2
Opponents	93	3,656	39.3	9	18	59	1

Field Goals

	1-19	20-29	30-39	40-49	50+
Bakken	0-0	4-5	4-8	3-9	0-0
Team	0-0	4-5	4-8	3-9	0-0
Opponents	0-0	4-4	5-7	3-5	1-2
Bakken: (33G, 46N), (), (20G), (23G, 47N, 44B, 42N), (46N, 40G, 31N), (26G), (39N), (41G), (31G, 29N), (48N), (45G), (32G, 27G), (32G), (), (44N, 39N), (), ()					
Opponents: (39G), (24G), (), (), (34G), (43N, 35G), (49B, 47G), (20G, 38G, 45G), (25G), (26G, 38N), (45G, 51N, 39N), (50G), (), (), (), ()					

Usual Starting Lineup

Offense	Defense
WR.....Pat Tilley	LE.....Bob Pollard
LT.....Keith Wortman	NT.....Mike Dawson
LG.....Bob Young	RE.....John Zook
C.....Tom Banks	LOLB.....Steve Neils
RG.....Terry Sieve	LILB.....Tim Kearney
TE.....Keith Wortman	RT.....Kurt Allerman
TE.....Dan Dierdorf	Eric Williams
TE.....Al Chandler	ROLB.....Mark Arneson
Eason Ransom	LCB.....Carl Allen
WR.....Mal Gray	RCB.....Roger Wehrli
QB.....Jim Hart	SS.....Ken Greene
RB.....Wayne Morris	FS.....Ken Stone
FB.....Jim Otis	P.....Mike Wood
K.....Jim Bakken	Steve Little

Notes

After an absence from football spent in political and business ventures, former Oklahoma Sooners mentor **Bud Wilkinson** is named Cards' head coach ... combination P/K **Steve Little** of Arkansas is selected by St. Louis in first round (15th overall) of NFL Draft ... Cards lose first eight contests, then finish 6-2 in second half of season ... **Larry Wilson** inducted into the Pro Football Hall of Fame in Canton, Ohio ... **K Jim Bakken** retires after 17 seasons and franchise-record 234 consecutive games played from 1962-78.

Final NFC East Standings

Team	W	L	T	Pct.	Pts.	OP
Dallas	12	4	0	.750	384	208
Philadelphia	9	7	0	.563	270	250
Washington	8	8	0	.500	273	283
St. Louis	6	10	0	.375	248	296
N.Y. Giants	6	10	0	.375	264	298

*Wild-card postseason qualifier

1980 (5-11)

Head Coach Jim Hanigan

Sept. 7	N.Y. Giants	L	35-41	48,122
Sept. 14	at S.F. (OT)	L	21-24	49,999
Sept. 21	at Detroit	L	7-20	80,727
Sept. 28	Philadelphia	W	24-14	45,079
Oct. 5	at New Orleans	W	40-7	56,388
Oct. 12	L.A. Rams	L	13-21	50,230
Oct. 19	at Washington	L	0-23	51,060
Oct. 26	at Baltimore	W	17-10	33,506
Nov. 2	Dallas	L	24-27	50,701
Nov. 9	Atlanta (OT)	L	27-33	48,662
Nov. 16	at Dallas	L	21-31	52,567
Nov. 23	Kansas City	L	13-21	42,871
Nov. 30	at N.Y. Giants	W	23-7	65,852
Dec. 7	Detroit	W	24-23	46,966
Dec. 14	at Philadelphia	L	3-17	68,669
Dec. 21	Washington	L	7-31	35,942

Home: 2-6 (373,573). Away: 3-5 (447,368)

Team Statistics

	Cards	Opp.
Total First Downs	281	311
Rushing	123	115
Passing	137	176
Penalty	21	20
Total Net Yards	4,858	5,384
Avg. Per Game	303.6	336.5
Total Plays	1,059	1,113
Avg. Per Play	4.6	4.8
Net Yards Rushing	2,182	2,059
Avg. Per Game	136.4	128.7
Total Rushes	519	547
Net Yards Passing	2,676	3,325
Avg. Per Game	167.3	207.8
Sacked/Yards Lost	50/387	38/291
Gross Yards	3,063	3,616
Att./Comp./Pct.	470/239/50.8	531/287/54.0
Had Intercepted	24	20
Punts/Average	100/41.1	89/40.1
Net Punting Average	31.6	33.4
Penalties/Yards	103/922	101/919
Fumbles/Lost	24/213	27/174
Touchdowns	37	43
Rushing	19	17
Passing	16	23
Returns	2	3

Score By Period

	Q1	Q2	Q3	Q4	OT	Pts.
Team	90	61	74	74	0	299
Opponents	27	115	75	124	9	350

Scoring

	TD	R	P	R	PAT	FG	S	Pts
Anderson	9	9	0	0	0/0	0/0	0	54
O'Donoghue	0	0	0	0	18/18	11/15	0	51
Morris	7	6	1	0	0/0	0/0	0	42
Tilley	6	0	0	0	0/0	0/0	0	36
Little	0	0	0	0	17/19	3/8	0	26
Marsh	4	0	4	0	0/0	0/0	0	24
Harrell	3	3	0	0	0/0	0/0	0	18
Gray	3	3	3	0	0/0	0/0	0	18
Brown	2	1	1	0	0/0	0/0	0	12
Combs	1	0	1	0	0/0	0/0	0	6
Allen	1	0	0	1	0/0	0/0	0	6
R. Green	1	0	0	1	0/0	0/0	0	6
Team	35	19	16	2	35/37	14/23	0	299
Opponents	40	17	23	3	41/43	17/32	0	350

Passing

	Att.	Comp.	Yds.	Comp. %	Yds/Att.	TD	TD%	Int.	Int. %	Long	Sack/Lost	Rating
Hart	425	228	2,946	53.6	6.93	16	3.7	20	4.7	69t	40/303	68.4
Lloyd	28	5	49	17.8	1.75	0	0.0	1	3.6	20	7/48	0.0
Lisch	17	6	68	35.3	4.00	0	0.0	3	17.8	23	3/36	0.0
Team	470	239	3,063	50.8	6.52	16	3.4	24	5.1	69t	50/387	61.7
Opponents	531	287	3,616	54.0	6.81	23	4.3	20	3.8	58t	38/291	74.4

Sacks

Greer 6.5, Nells 6.5, Yankowski 5.0, Arneson 5.0,
Pollard 4.0, Kearney 1.5, Williams 1.5, R. Brown 1.5,
Nelson 1.0, Wehrli 1.0, Baker 1.0, R. Green 1.0,
Acker .05
Team 48.0 Opponents 32.0

Rushing

	No.	Yds.	Avg.	Long	TD
Anderson	301	1,352	4.5	52	9
Morris	117	456	3.9	24	6
Harrell	42	170	4.0	26	3
T. Brown	41	185	4.5	19	1
Hart	9	11	1.2	12	0
Phillips	2	6	3.0	4	0
Love	1	3	3.0	3	0
Loyd	5	2	0.4	2	0
Gray	1	-3	-3	-3	0
Team	519	2,182	4.2	52	19

Receiving

	No.	Yds.	Avg.	Long	TD
Tilley	48	966	14.2	601	6
Gray	40	709	17.7	691	3
Anderson	36	308	8.5	35	0
Marsh	22	269	12.2	29	4
T. Brown	21	290	13.8	63	1
Morris	15	110	7.3	24	1
Shief	16	165	10.3	23	0
Harrell	9	52	5.7	14	0
Bell	8	123	15.4	34	0
Combs	2	52	26.0	381	1
Lepe	2	19	9.5	12	0
Team	239	3,063	12.8	691	16
Opponents	287	3,616	12.5	681	23

Interceptions

	No.	Yds.	Avg.	Long	TD
Stone	5	63	12.6	20	0
K. Greene	4	41	10.1	26	0
Allen	3	104	34.8	70t	1
Collier	2	22	11.0	22	0
Williams	2	31	15.5	20	0
Wehrli	1	25	25.0	25	0
Kearney	1	22	22.0	22	0
R. Brown	1	9	9.0	9	0
Green	1	10	10.0	10	0
Team	20	327	16.3	70t	1
Opponents	24	245	10.3	78t	0

Punt Returns

	Ret.	FC	Yds.	Avg.	Long	TD
Ball	22	3	195	8.8	54	0
R. Green	16	6	168	10.5	57	1
Harrell	11	4	31	2.8	15	0
Nelson	1	0	5	5.0	5	0
Allen	1	0	0	0.0	0	0
Stone	0	1	0	0.0	0	0
Team	52	14	415	8.0	57	1
Opponents	64	12	645	10.1	75	1

Kickoff Returns

	No.	Yds.	Avg.	Long	TD
R. Green	32	745	23.3	37	0
Harrell	19	348	18.3	33	0
Love	3	46	15.3	27	0
Stone	3	34	11.3	13	0
Phillips	2	28	14.0	14	0
Nelson	1	29	29.0	29	0
Clark	2	14	7.0	11	0
T. Brown	2	26	13.0	16	0
Baker	0	27	27.0	27	0
Collins	1	0	0.0	0	0
Team	65	1,297	19.9	37	0
Opponents	57	1,142	20.0	35	0

Punting

	No.	Yds.	Avg.	TB	In20	Lg	Blk.
Swider	99	4,111	41.5	15	14	66	1
Team	100	4,111	41.1	15	14	66	1
Opponents	89	3,570	40.1	9	13	59	0

Field Goals

	1-19	20-29	30-39	40-49	50+
O'Donoghue	0-0	3-3	3-4	5-8	0-0
Little	0-0	1-2	2-4	0-2	0-0
Team	0-0	4-5	5-8	5-10	0-0
Opponents	1-1	6-7	7-10	3-10	0-4

Little: (1), (35N), (25N), (37N, 31G), (35G, 36G)
(44N, 44N), (1, 1), (1, 1), (1, 1), (1, 1), (1, 1)

O'Donoghue: (1), (1), (1), (1), (48N), (47G, 30G), (42G), (34G, 37G), (44N), (40G, 37N, 43G)
(43G, 41G, 23G), (25G), (25G), (1)

Opponents: (26G, 33G, 45N), (34B, 33G), (49N, 44N, 25G, 34G), (60N), (1, 43N, 41N), (30G, 53N), (51N, 35G), (28G, 32G), (42G, 44G, 36N, 46N, 42N), (23G), (1, 1), (40G, 24G, 26G), (19G, 25N, 33N), (34G, 51N, 45N)

Usual Starting Lineup

Offense		Defense	
WR	Pat Tilley	LE	Bob Pollard
LT	George Collins	NT	Rush Brown
LG	Joe Bostic	RE	Ron Nankowsky
	Barney Cotton	ROLB	Steve Nails
C	Tom Branahney	LILB	Eric Williams
	Tom Banks		Calvin Favron
RG	Brad Oates	RILB	Tim Kearney
TE	Joe Bostic	ROLB	Mark Amerson
RT	Dan Dierdorf	LCB	Carl Allen
RE	Doug Marsh		Tim Corley
WR	Mel Gray	RCB	Roger Wehrli
QB	Jim Hart	SS	Lee Nelson
FB	Wayne Morris		Ken Greene
RB	Ottis Anderson	FS	Ken Stone
K	Neil O'Donoghue		Poy Green
	Steve Little	P	Larry Swann

Notes

Former **Don Coryell** assistant **Jim Hanlan** returns to St. Louis as head coach ... Cards finish 5-11 ... future Hall of Famer **Dan Dierdorf** returns from reconstructive knee surgery to start all 16 games at right tackle and earn a sixth trip to the Pro Bowl ... **Larry Swider** sets Cardinal single-season mark with 99 punts ... Card defense ties NFL single-game mark with 12 quarterback sacks at Baltimore Oct. 26 ... 330 rushing yards at New Orleans Oct. 5 establishes club single-game record ... after six games, 1978 first-round draft choice **K. Steve Little** is released and involved in auto accident that results in disabling injuries and permanent wheelchair confinement.

Final NFC East Standings

Team	W	L	T	Pct.	Pts.	OP
Philadelphia	12	4	0	.750	384	222
Dallas*	12	4	0	.750	454	311
Washington	6	10	0	.375	261	293
St. Louis	5	11	0	.313	299	350
N.Y. Giants	4	12	0	.250	249	425

*Wild-card postseason qualifier

1981 (7-9)

Head Coach Jim Hanftan

Sept. 6	Miami	L	7-20	50,351
Sept. 13	At Dallas	L	17-30	63,602
Sept. 20	Washington	W	40-30	50,182
Sept. 27	At Tampa Bay	L	10-30	65,850
Oct. 4	Dallas	W	20-17	49,777
Oct. 11	At N.Y. Giants	L	14-34	67,128
Oct. 18	At Atlanta	L	20-41	51,428
Oct. 25	Minnesota	W	30-17	48,039
Nov. 1	At Washington	L	21-42	50,643
Nov. 8	Philadelphia	L	10-52	48,421
Nov. 15	Buffalo	W	24-0	46,214
Nov. 22	At Baltimore	W	35-24	24,784
Nov. 29	At New England	W	27-20	39,946
Dec. 6	New Orleans	W	30-3	46,923
Dec. 13	N.Y. Giants	L	10-20	47,358
Dec. 20	Philadelphia	L	0-38	56,656

315-408

Home: 5-3 (384,675); Away: 2-6 (420,037).

Team Statistics

	Cards	Opp.
Total First Downs.....	300.....	328
Rushing.....	135.....	134
Passing.....	141.....	162
Penalty.....	24.....	23
Total Net Yards.....	5,077.....	5,723
Avg. Per Game.....	317.3.....	357.7
Total Plays.....	994.....	1,015
Avg. Per Play.....	5.1.....	5.6
Net Yards Rushing.....	2,213.....	2,428
Avg. Per Game.....	138.3.....	151.8
Total Rushes.....	519.....	509
Net Yards Passing.....	2,864.....	3,295
Avg. Per Game.....	179.0.....	205.9
Sacked/Yards Lost.....	48/405.....	32/252
Gross Yards.....	3,269.....	3,547
Att. Comp./Pct.	477/253/53.0.....	494/282/57.1
Had Intercepted.....	24.....	21
Punts/Average.....	69/41.8.....	69/41.3
Penalties/Yards.....	106/777.....	98/845
Fumbles/Lost.....	34/21.....	33/16
Touchdowns.....	37.....	50
Rushing.....	20.....	20
Passing.....	15.....	29
Returns.....	2.....	1

Score By Period

	Q1	Q2	Q3	Q4	OT	Pts.
Team.....	83	71	41	120	0	315
Opponents.....	92	117	92	107	0	408

Scoring

	TD	R	P	R	PAT	FG	S	Pts.
O'Donoghue.....	0	0	0	0	36/37	19/32	0	93
Anderson.....	9	9	0	0	0/0	0/0	0	54
R. Green.....	5	1	4	0	0/0	0/0	0	30
Morris.....	5	5	0	0	0/0	0/0	0	30
Tilley.....	3	0	3	0	0/0	0/0	0	18
Harrell.....	2	1	1	0	0/0	0/0	0	12
T. Brown.....	2	2	0	0	0/0	0/0	0	12
Gray.....	2	0	2	0	0/0	0/0	0	12
Mitchell.....	2	1	1	0	0/0	0/0	0	12
Lomax.....	2	2	0	0	0/0	0/0	0	12
La Fleur.....	2	0	2	0	0/0	0/0	0	12
Sief.....	1	0	1	0	0/0	0/0	0	6
Marsh.....	1	0	1	0	0/0	0/0	0	6
Ahrens.....	1	0	1	0	0/0	0/0	0	6
Team.....	35	20	15	2	36/37	19/32	0	315
Opponents.....	49	20	29	1	48/50	20/26	0	408

Passing

	Att.	Comp.	Yds.	Comp. %	Yds./Att.	TD	TD %	Int.	Int. %	Long	Sack/Lost	Rating
Hart.....	241	134	1,694	55.6	7.03	11	4.5	14	5.8	581	16/119	68.8
Lomax.....	236	119	1,575	50.4	6.67	4	1.7	10	4.2	75	32/281	60.1
Team.....	477	253	3,269	53.0	6.85	15	3.1	24	5.0	75	48/405	64.3
Opponents.....	495	282	3,547	56.9	7.16	29	5.8	19	3.8	791	32/252	82.9

Sacks

Greer 12.2, Baker 5.0, R. Brown 3.5, Mays 2.5, Nelson 2.0, Dawson 2.0, Favron 1.0, Pollard 1.0, Radford 1.0, Junior 1.0.
Team 48.0, Opponents 32.0

Rushing

	No.	Yds.	Avg.	Long	TD
Anderson.....	328	1,376	4.2	28	9
Morris.....	111	415	3.7	14	5
Mitchell.....	31	175	5.6	43	0
Lomax.....	19	104	5.5	22	2
R. Green.....	3	60	20.0	44	1
T. Brown.....	15	52	3.5	11	2
Love.....	3	11	3.7	4	0
Sief.....	1	8	8.0	8	0
Harrell.....	5	6	1.2	4	1
Gray.....	1	4	4.0	4	0
Hart.....	2	2	1.0	4	0
Birdsong.....	1	-2	-2	-2	0
Team.....	519	2,213	4.3	44	20
Opponents.....	509	2,428	4.8	46	20

Receiving

	No.	Yds.	Avg.	Long	TD
Tilley.....	66	1,040	15.7	75	3
Anderson.....	51	387	7.6	27	0
R. Green.....	33	708	21.4	60	4
Gray.....	27	310	11.5	41	2
Morris.....	19	165	8.7	21	0
Harrell.....	14	131	9.4	82	1
La Fleur.....	14	190	13.6	27	2
Mitchell.....	6	35	5.8	16	1
Marsh.....	6	80	13.3	20	1
Sief.....	5	77	15.4	29	1
Combs.....	5	54	10.8	13	0
T. Brown.....	4	60	20.0	28	0
Floyd.....	3	32	10.7	16	0
Team.....	253	3,269	12.9	75	15
Opponents.....	282	3,547	12.6	79	29

Interceptions

	No.	Yds.	Avg.	Long	TD
K. Greene.....	7	111	15.8	47	0
Wehrli.....	4	8	2.0	6	0
R. Green.....	3	44	14.7	29	0
Favron.....	1	42	42.0	42	0
Collier.....	1	17	17.0	17	0
Ahrens.....	1	14	14.0	14	1
Junior.....	1	5	5.0	5	0
Williams.....	1	17	17.0	17	0
Griffin.....	1	4	5.0	4	0
Johnson.....	1	19	19.0	19	0
Team.....	21	281	13.4	47	1
Opponents.....	24	312	13.0	54	0

Punt Returns

	Ref.	FC	Yds.	Avg.	Long	TD
Mitchell.....	42	0	445	10.6	50	1
Harrell.....	1	1	8	8.0	8	0
K. Greene.....	0	1	0	0.0	0	0
Team.....	43	2	453	10.5	50	1
Opponents.....	37	10	276	7.4	40	0

Kickoff Returns

	No.	Yds.	Avg.	Long	TD
Mitchell.....	55	1,292	23.5	67	0
R. Greene.....	8	135	16.9	28	0
Harrell.....	7	118	16.9	29	0
Love.....	3	46	15.3	25	0
Griffin.....	2	34	17.0	26	0
Team.....	75	1,625	21.7	67	0
Opponents.....	55	1,163	21.1	84	0

Punting

	No.	Yds.	Avg.	TB	In20	Lg	Bk.
Birdsong.....	69	2,883	41.8	8	19	75	0
Team.....	69	2,883	41.8	8	19	75	0
Opponents.....	69	2,852	41.3	6	12	52	0

Field Goals

	1-19	20-29	30-39	40-49	50+
O'Donoghue	2-2	8-8	4-6	5-11	0-5
Team	2-2	8-8	4-6	5-11	0-5
Opponents	0-0	0-0	8-8	6-8	6-10
O'Donoghue: (1), (44N, 24G), (24G, 47G), (20G, 52N), (19G, 37G), (61N), (44N, 26G, 22G, 36N), (19G, 23G), (59N, 46G), (43N, 53N), (21G, 54N), (35G, 48N), (40N, 42N), (44G, 45G), (41G, 31G, 24G), (30G), (38N), (29G, 23G), (26G), (41G, 45G), (24G, 37G), (36G), (48N), (32G), (), (43N, 40G), (39N), (44G, 37N, 48N), (27G, 49N, 33G), (44G).					

Usual Starting Lineup

Offense	Defense
WR.....Pat Tilley	LE.....Bob Pollard
LT.....George Collins	LT.....Mike Dawson
LG.....Terry Stieve	RT.....Rush Brown
C.....Tom Brahoney	RE.....Cueris Greer
RG.....Joe Bostic	LLB.....Calvin Fawcett
RT.....Dan Dierdorf	Eric Williams
TE.....Greg LaFleur	LLB.....E.J. Junior
WR.....Jim Hart	MLB.....Tim Kearney
QB.....Neil Lomax	LCB.....Carl Allen
RB.....Otis Anderson	Jarl Griffin
FB.....Wayne Morris	RCB.....Roger Wehrli
K.....Neil O'Donoghue	Tim Collier
	SS.....Lee Nelson
	FS.....Ken Stoner
	P.....Carl Birdsong

Notes

The 1981 draft class includes Alabama LB E.J. Junior (first round), Portland State QB Neil Lomax (second round), and Citadel RB Stump Mitchell (ninth round), a trio that would combine for 26 seasons with the Cards ... all three earn consensus NFL all-rookie team notice ... Lomax named starter for final six games as Cards win four consecutive times to finish 7-9 ... return specialist Mitchell breaks or ties eight club doubles and equals two NFL records ... Roy Green doubles as defensive back and wide receiver as the league's first authentic two-way player in more than two decades.

Final NFC East Standings

Team	W	L	T	Pct.	Pts.	OP
Dallas.....	12	4	0	.750	367	277
Philadelphia.....	10	6	0	.625	368	221
N.Y. Giants.....	9	7	0	.563	295	257
Washington.....	8	8	0	.500	347	349
St. Louis.....	7	9	0	.438	315	408

*Wild-card postseason qualifier

1982 (5-4)**Head Coach Jim Hanilan**

Sept. 12	At New Orleans	W	27-7	58,673
Sept. 19	Dallas	L	7-24	50,705
Nov. 21	San Francisco	L	20-31	38,064
Nov. 28	At Atlanta	W	23-20	33,411
Dec. 5	At Philadelphia	W	23-20	63,622
Dec. 12	Washington	L	7-12	35,308
Dec. 19	At Chicago	W	10-7	43,270
Dec. 26	N.Y. Giants	W	24-21	39,824
Jan. 2	At Washington	L	0-28	52,554

Home: 1-3 (163,901), Away: 4-1 (251,530)

First Round Super Bowl Tournament

Jan. 8	At Green Bay	L	16-41	54,282
--------	--------------	---	-------	--------

Team Statistics

	Cards	Opp.
Total First Downs	162	163
Rushing	71	58
Passing	81	98
Penalty	10	7
Total Net Yards	2,542	2,848
Avg. Per Game	282.4	316.4
Total Plays	579	570
Avg. Per Play	4.4	5.0
Net Yards Rushing	1,209	995
Avg. Per Game	134.3	110.6
Total Rushes	307	256
Net Yards Passing	1,124	1,853
Avg. Per Game	124.9	205.9
Sacked/Yards Lost	32/243	23/183
Gross Yards	1,367	2,035
Att./Comp./Pct.	240/129/53.8	291/174/59.8
Had Intercepted	6	6
Punts/Average	54/43.8	51/41.1
Penalties/Yards	55/523	54/424
Fumbles/Lost	17/10	14/9
Touchdowns	16	21
Rushing	10	5
Passing	6	16
Returns	0	0

Score By Period

	Q1	Q2	Q3	Q4	OT	Pts.
Team	31	46	19	37	0	135
Opponents	23	34	44	69	0	170

Scoring

	TD	R	P	R	PAT	FG	S	Pts.
O'Donoghue	0	0	0	0	15/16	8/13	0	39
Morris	4	4	0	0	0/0	0/0	0	24
Anderson	3	3	0	0	0/0	0/0	0	18
Green	3	0	3	0	0/0	0/0	0	18
Tilley	2	0	2	0	0/0	0/0	0	12
Lomax	1	1	0	0	0/0	0/0	0	6
Mitchell	1	1	0	0	0/0	0/0	0	6
LaFleur	1	0	1	0	0/0	0/0	0	6
Wehrli	1	1	0	0	0/0	0/0	0	6
Team	16	10	6	0	15/16	8/13	0	135
Opponents	21	5	16	0	20/21	8/18	0	170

Sacks

Sacks: Greer 7.5, Grooms 4.5, Brown 3.5, Dawson 3.5, Galloway 2.0, Junior 1.5
Team 32.0 Opponents 23.0.

Passing

	Att.	Comp.	Yds.	Comp. %	Yds./Att.	TD	TD%	Int.	Int. %	Long	Sack/Lost	Rating
Lomax	205	109	1,367	53.2	6.7	5	2.4	6	2.9	42	31/234	70.3
Hart	33	19	199	57.5	6.0	1	3.0	0	0.0	22	0/0	85.9
Green	1	0	0	0.0	0.0	0	0.0	0	0.0	0	1/9	0.0
Harrell	1	1	10	100.0	10.0	0	0.0	0	0.0	10	0/0	0.0
Team	240	129	1,367	53.2	6.6	6	2.5	6	2.9	42	32/243	72.4
Opponents	291	174	2,035	59.8	7.0	16	5.5	6	2.1	55	23/182	90.7

Rushing

	No.	Yds.	Avg.	Long	TD
Anderson	145	567	4.0	64	3
Morris	84	274	3.3	9	4
Mitchell	39	189	4.8	32	1
Lomax	28	119	4.2	19	1
Harrell	4	14	3.5	8	0
Green	6	8	1.2	13	0
Wehrli	1	18	18.0	18	1
Team	307	1,209	3.9	64	10
Opponents	256	995	3.9	37	5

Receiving

	No.	Yds.	Avg.	Long	TD
Tilley	36	465	14.5	34	2
Green	32	454	14.2	42	3
Anderson	14	106	7.6	19	0
Mitchell	11	149	13.5	30	0
Harrell	11	127	11.5	36	0
Marsh	6	94	15.7	21	0
LaFleur	5	67	13.4	30	1
Shumann	5	58	11.6	23	0
Gray	4	34	8.5	13	0
Morris	3	8	2.6	11	0
Lomax	1	10	10.0	10	0
Thompson	1	5	5.0	5	0
Team	129	1,576	12.2	42	6
Opponents	174	2,035	11.7	55	16

Interceptions

	No.	Yds.	Avg.	Long	TD
Perrin	1	35	35.0	35	0
Griffin	1	8	8.0	8	0
Nelson	1	7	7.0	7	0
K. Greene	1	2	2.0	2	0
Allen	1	0	0.0	0	0
Dawson	1	0	0.0	0	0
Team	6	52	8.7	35	0
Opponents	6	37	6.1	19	0

Punt Returns

	Ret.	FC	Yds.	Avg.	Long	TD
Mitchell	27	0	165	6.1	15	0
Green	3	0	20	6.7	11	0
Ferrell	1	0	6	6.0	6	0
Harrell	1	1	1	1.0	1	0
Team	32	1	192	6.0	15	0
Opponents	0	0	0	0.0	0	0

Kickoff Returns

	No.	Yds.	Avg.	Long	TD
Mitchell	16	364	22.7	33	0
Harrell	8	150	18.7	31	0
Ferrell	4	88	22.0	27	0
Love	4	69	17.2	24	0
Morris	1	14	14.0	14	0
Griffin	1	12	12.0	12	0
Ahrens	1	5	5.0	5	0
Team	35	702	20.0	33	0
Opponents	25	542	20.8	44	0

Punting

	No.	Yds.	Avg.	TB	In20	Lg	Bk.
Birdsong	54	2,365	43.8	6	8	65	0
Team	54	2,365	43.8	6	8	65	0
Opponents	51	2,099	41.1	3	11	53	0

Field Goals

	1-19	20-29	30-39	40-49	50+
O'Donoghue	1-1	2-3	3-3	2-6	0-0
Team	1-1	2-3	3-3	2-6	0-0
Opponents	0-0	5-6	3-5	0-6	0-1
O'Donoghue: (1), (40N), (47N, 44N, 30G, 32G), (43G), (26G, 20G, 34G), (26N), (43N, 48G), (18G), (1), (1).					
Opponents: (25N), (44N, 25G), (36G, 43N), (28G, 27G, 42N), (54N), (32G, 30G, 20G, 24G), (43N, 33B, 38N), (41N), (40N).					

Usual Starting Lineup

Offense	Defense
WR.....Pat Tilley	LE.....Elois Grooms
LT.....Luis Sharpe	LT.....Mike Dawson
LG.....Terry Steve	RT.....Rush Brown
C.....Dan Dierdorf	RE.....Curtis Greer
RG.....Joe Bostic	LLB.....E.J. Junior
RT.....Tootie Robbins	MLB.....Dave Ahrens
TE.....Doug Marsh	RLB.....Charlie Baker
Greg LaFleur	LCB.....Jeff Griffin
WR.....Roy Green	RCB.....Carl Allen
QB.....Neil Lomax	SS.....Lee Nelson
RB.....Otis Anderson	FS.....Benny Perrin
FB.....Wayne Morris	P.....Carl Birdsong
K.....Neil O'Donoghue	

Notes

A second consecutive jackpot draft class of UCLA T Luis Sharpe (first round), Florida DT David Galloway (second round), Alabama S Benny Perrin (third round), and East Tennessee State FB Earl Ferrell (fifth round) will average over eight years per player, all four earning near-immediate starting roles. Cards become youngest team in NFL to qualify for the Super Bowl tournament in strike-shortened season with 5-4 record. ... NFL players walk out Sept. 19 after second game of the season due to labor strike. ... play does not resume until Nov. 21. ... Cards lose 41-16 at Green Bay in first-round action as Card QB Neil Lomax sets league postseason record with 385 yards passing.

Final NFC Standings

Team	W	L	T	Pct.	Pts.	OP
Washington*	8	1	0	.889	190	128
Dallas	6	3	0	.667	226	145
Green Bay	5	3	1	.611	226	169
Minnesota	5	4	0	.556	187	198
Atlanta	5	4	0	.556	183	199
St. Louis	5	4	0	.556	135	170
Tampa Bay	5	4	0	.556	158	178
Detroit	4	5	0	.444	161	176
New Orleans	4	5	0	.444	129	160
N.Y. Giants	4	5	0	.444	164	180
San Francisco	3	6	0	.333	209	206
Chicago	3	6	0	.333	141	174
Philadelphia	3	6	0	.333	191	195
L.A. Rams	2	7	0	.222	200	250

*Top NFC playoff seed

As the result of a 57-day players' strike, the 1982 NFL regular-season schedule was reduced from 16 weeks to nine. At the conclusion of the regular season, the NFL conducted a 16-team postseason Super Bowl Tournament. Eight teams from each conference were seeded 1-6 based upon their records during the season.

1983 (8-7-1)

Head Coach Jim Hanifan

Sept. 4	At New Orleans	L	17-26	65,225
Sept. 11	Dallas	L	17-34	48,532
Sept. 18	San Francisco	L	27-42	38,130
Sept. 25	At Philadelphia	W	14-11	64,465
Oct. 2	At Kansas City	L	14-38	58,975
Oct. 9	Washington	L	14-38	42,698
Oct. 16	At Tampa Bay	W	34-27	48,224
Oct. 24	N.Y. Giants (OT)	T	20-20	45,630
Oct. 30	Minnesota	W	41-31	38,796
Nov. 6	At Washington	L	7-45	51,360
Nov. 13	Seattle	W	33-28	33,280
Nov. 20	San Diego	W	44-14	60,644
Nov. 24	At Dallas	L	17-35	60,764
Dec. 4	At N.Y. Giants	W	10-6	25,156
Dec. 11	At L.A. Raiders	W	34-24	32,111
Dec. 18	Philadelphia	W	31-7	21,902

374-428

Home: 4-3-1 (\$9,612). Away: 4-4 (406,300).

Team Statistics

	Cards	Opp.
Total First Downs	295	286
Rushing	123	107
Passing	148	161
Penalty	24	18
Total Net Yards	5,143	5,005
Avg. Per Game	321.4	312.8
Total Plays	1,044	1,020
Avg. Per Play	4.9	4.9
Net Yards Rushing	2,275	1,838
Avg. Per Game	142.2	114.9
Total Rushes	525	444
Net Yards Passing	2,868	3,167
Avg. Per Game	179.3	197.9
Sacked/Yards Lost	59/441	59/468
Gross Yards	3,309	3,635
Att./Comp./Pct.	460/267/58.0	519/290/55.9
Had Intercepted	21	28
Punts/Average	85/41.5	88/40.3
Penalties/Yards	89/770	102/819
Fumbles/Lost	50/27	32/20
Touchdowns	47	56
Rushing	15	23
Passing	29	24
Returns	3	9

Score By Period

	Q1	Q2	Q3	Q4	OT	Pts.
Team	79	128	86	81	0	374
Opponents	88	124	105	111	0	428

Scoring

	TD	R	P	R	PAT	FG	S	Pts.
O'Donoghue	0	0	0	0	0	45/47	15/29	0
Green	14	0	14	0	0/0	0/0	0	84
Marsh	8	0	8	0	0/0	0/0	0	48
Anderson	6	5	1	0	0/0	0/0	0	36
Tilley	5	0	5	0	0/0	0/0	0	30
Mitchell	3	3	0	0	0/0	0/0	0	18
Love	3	2	1	0	0/0	0/0	0	18
Lomax	2	2	0	0	0/0	0/0	0	12
Morris	2	2	0	0	0/0	0/0	0	12
Nelson	1	0	0	1	0/0	0/0	0	6
Perrin	1	0	0	1	0/0	0/0	0	6
Grooms	1	0	0	1	0/0	0/0	0	6
Ferrill	1	1	0	0	0/0	0/0	0	6
Galloway	0	0	0	0	0/0	0/0	1	2
Team	44	15	29	3	45/47	15/29	1	374
Opponents	47	23	24	9	51/56	12/15	1	428

Passing

	Att.	Comp.	Yds.	Comp. %	Yds./Att.	TD	TD%	Int.	Int. %	Long	Sack/Lost	Rating
Lomax	354	209	2,636	59.0	7.45	24	6.8	11	3.1	711	40/291	92.0
Hart	91	50	592	54.9	6.51	4	4.4	8	8.8	391	18/123	53.0
Lisch	13	6	66	46.1	5.08	1	4.8	2	15.4	26	3/27	47.8
Birdsong	1	1	11	100.0	11.0	0	0.0	0	0.0	0	0/0	0.0
Perrin	1	1	4	100.0	4.0	0	0.0	0	0.0	0	0/0	0.0
Team	460	267	3,309	58.0	7.19	29	6.3	21	4.6	711	59/441	62.2
Opponents	519	290	3,635	55.9	7.00	24	4.6	28	5.4	691	59/468	70.6

Sacks

Greer 16.0, A. Baker 13.5, Galloway 12.0, Junior 7.5, Mays 3.0, Nelson 2.0, Grooms 1.0, Harris 1.0, Perrin 1.0, Duda 1.0, Brown 1.0.
Team 59.0, Opponents 59.0

Rushing

	No.	Yds.	Avg.	Long	TD
Anderson	296	1,270	4.3	43	5
Mitchell	68	373	5.5	46	3
Morris	75	257	3.4	17	2
Lomax	27	125	4.6	35	2
Love	35	103	2.9	16	2
Ferrill	7	53	7.6	21	1
Green	4	49	12.3	25	0
Hartell	4	13	3.3	8	0
Hart	5	12	2.4	13	0
Sharpe	1	11	11.0	11	0
Lisch	2	9	4.5	5	0
Perrin	1	0	0.0	0	0
Team	525	2,275	4.3	46	15
Opponents	444	1,838	4.1	761	23

Receiving

	No.	Yds.	Avg.	Long	TD
Green	78	1,227	15.7	711	14
Anderson	54	459	8.5	40	1
Tilley	44	680	15.7	711	5
Marsh	32	421	13.2	38	8
Morris	14	55	3.9	11	0
Stumm	11	154	14.0	33	0
LaFleur	12	99	8.3	21	0
Mitchell	7	54	7.7	17	0
Love	6	58	9.7	16	1
Hartell	3	25	8.3	13	0
Thompson	2	31	15.5	22	0
Pittman	2	21	10.0	11	0
McGill	1	11	11.0	11	0
Ahrens	1	4	4.0	4	0
Team	267	3,309	12.4	711	29
Opponents	290	3,635	12.5	691	24

Interceptions

	No.	Yds.	Avg.	Long	TD
Washington	8	92	11.5	26	0
Perrin	4	50	12.5	30	0
Harris	3	10	3.3	10	0
Junior	3	27	9.0	19	0
Mack	3	25	8.3	13	0
Grooms	1	10	10.0	10	0
A. Baker	2	24	12.0	19	0
Nelson	1	8	8.0	8	0
Galloway	1	17	17.0	17	0
W. Smith	2	3	1.5	3	0
Team	28	266	9.5	30	0
Opponents	21	385	18.3	761	5

Punt Returns

	Ret.	FC	Yds.	Avg.	Long	TD
Mitchell	38	1	337	8.9	34	0
Bird	14	2	76	5.4	16	0
Ferrill	5	1	31	6.2	11	0
Harrell	1	0	17	17.0	17	0
Team	58	4	461	7.9	34	0
Opponents	47	13	307	6.5	19	0

Kickoff Returns

	No.	Yds.	Avg.	Long	TD
Mitchell	36	778	21.6	66	0
Ferrill	13	257	19.8	28	0
Bird	9	194	21.6	33	0
Schmitt	4	41	10.3	19	0
Love	3	71	23.7	23	0
Harrell	3	62	20.7	26	0
L. Smith	1	19	19.0	19	0

Kickoff Returns (cont.)

	No.	Yds.	Avg.	Long	TD
Green	1	14	14.0	14	0
Duda	1	12	12.0	12	0
Allerman	1	11	11.0	11	0
Team	72	1,459	20.3	66	0
Opponents	65	1,300	19.9	941	1

Punting

	No.	Yds.	Avg.	TB	In20	Lg	Bk.
Birdsong	85	3,529	41.5	7	14	59	0
Team	85	3,529	41.5	7	14	59	0
Opponents	88	3,542	40.3	6	18	56	0

Field Goals

	1-19	20-29	30-39	40-49	50+
O'Donoghue	0-1	4-6	3-6	6-11	2-3
Team	0-1	4-6	3-6	6-11	2-3
Opponents	0-0	4-4	2-3	6-6	0-2
O'Donoghue:	(27N, 47G, 38N), (23G), (48N, 43G, 48G), (38N), (35B), (1), (52G, 43G), (34G, 22G, 44N, 42N, 19N), (52G, 47G), (34B), (39G), (39G, 54N), (42G), (30N, 42N, 27N, 25G), (1) (28G, 40N).				
Opponents:	(1), (45G, 24G), (1), (32G), (45G), (22G), (1), (40G, 28G, 66N), (39G), (42G), (1), (1), (1), (44G, 44G, 52N), (22G), (38N).				

Usual Starting Lineup

Offense	Defense
WR Pat Tilley	LE Al "Bubba" Baker
LT Luis Sharpe	LT Elois Grooms
LG Terry Stieve	LG Mark Duda
C Randy Clark	RT David Galloway
RG Joe Bostic	RE Curtis Greer
RT Toolie Robbins	LLB E.J. Junior
TE Doug Marsh	TE Bob Harris
QB Greg LaFleur	MLB Kurt Allerman
WR Roy Green	E.J. Junior
QB Neil Lomax	RLB Charlie Baker
RB Otis Anderson	LCB Lionel Washington
FB Wayne Morris	Cedric Mack
K Neil O'Donoghue	RCB Wayne Smith
	SS Lee Nelson
	FS Benny Perrin
	P Carl Birdsong

Notes

After losing five of first six games, Cards rebound with 7-2-1 mark in final 10 contests to narrowly miss playoffs with 8-7-1 record ... in first full season to end receiver, Roy Green establishes team records with 78 pass receptions for 1,227 yards to earn all-pro acclaim ... DE Curtis Greer sets team record with 16 quarterback sacks as Cards lead NFL with 59 traps ... Cards and N.Y. Giants play to 20-20 tie on nationally televised "Monday Night Football" game remembered for three missed over-time field-goal attempts by Card K Neil O'Donoghue ... future Hall of Fame T Dan Dierdorf announces his retirement after 12 seasons, 160 games, and six Pro Bowls ... St. Louis (nine) and Kansas City (six) combine for 15 turnovers, two shy of the NFL record, in 38-14 Chiefs win Oct. 2 ... Cards lose 28-10 to Minnesota during Aug. 6 preseason game at London's Wembley Stadium, the first NFL game in England.

Final NFC East Standings

Team	W	L	T	Pct.	Pts.	OP
Washington	14	2	0	.875	541	332
Dallas	12	4	0	.750	479	360
St. Louis	8	7	1	.531	374	428
Philadelphia	5	11	0	.313	233	322
N.Y. Giants	3	12	1	.219	267	347

#Top NFC playoff seed

*Wild-card postseason qualifier

1984 (9-7)

Head Coach Jim Hanifan

Sept. 2	At Green Bay	L	23-24	53,738
Sept. 9	Buffalo	W	37-7	35,785
Sept. 16	At Indianapolis	W	34-33	60,274
Sept. 23	At New Orleans	L	24-34	58,723
Sept. 30	Miami	L	28-36	46,991
Oct. 7	At Dallas	W	31-20	61,438
Oct. 14	Chicago	W	38-21	49,554
Oct. 21	Washington	W	26-24	50,262
Oct. 28	At Philadelphia	W	34-14	54,310
Nov. 4	L.A. Rams	L	13-16	51,010
Nov. 11	Dallas	L	17-24	48,721
Nov. 18	At N.Y. Giants	L	10-16	73,428
Nov. 25	Philadelphia	W	17-16	39,858
Dec. 2	At New England	W	33-10	53,558
Dec. 9	N.Y. Giants	W	31-21	49,973
Dec. 16	At Washington	L	27-29	54,299

423-345
Home: 5-3 (327,154). Away: (469,768).

Team Statistics

	Cards	Opp.
Total First Downs.....	345	292
Rushing.....	129	108
Passing.....	200	157
Penalty.....	16	27
Total Net Yards.....	6,345	5,094
Avg. Per Game.....	396.6	318.4
Total Plays.....	1,103	991
Avg. Per Play.....	5.8	5.1
Net Yards Rushing.....	2,088	1,923
Avg. Per Game.....	130.5	120.2
Total Rushes.....	488	442
Net Yards Passing.....	4,257	3,171
Avg. Per Game.....	266.1	198.2
Sacked/Yards Lost.....	49/377	55/403
Gross Yards.....	4,634	3,574
Att. Comp./Pct.....	566/347/61.3	494/251/50.8
Had Intercepted.....	16	21
Points/Average.....	68/38.1	81/38.9
Penalties/Yards.....	109/904	75/578
Fumbles/Lost.....	32/20	20/12
Touchdowns.....	51	39
Rushing.....	21	11
Passing.....	28	26
Returns.....	2	2

Score By Period

	Q1	Q2	Q3	Q4	OT	Pts.
Team	72	134	102	115	0	423
Opponents	77	100	97	71	0	345

Scoring

	TD	R	P	R	PAT	FG	S	Pts.
O'Donoghue	0	0	0	0	48/51	24/35	0	117
Green	12	0	12	0	0	0	0	72
Mitchell	11	9	2	0	0	0	0	66
Anderson	8	6	2	0	0	0	0	48
Marsh	5	0	5	0	0	0	0	30
Tilley	5	0	5	0	0	0	0	30
Lomax	3	3	0	0	0	0	0	18
Ferrell	2	1	1	0	0	0	0	12
Love	2	1	1	0	0	0	0	12
Howard	1	0	0	1	0	0	0	6
L. Smith	1	0	0	1	0	0	0	6
Harrell	1	1	0	0	0	0	0	6
Team	49	21	28	2	48/51	24/35	0	423
Opponents	37	11	26	2	36/39	24/37	0	345

Passing

	Att.	Comp.	Yds.	Comp. %	Yds./Att.	TD	TD%	Int.	Int. %	Long	Sack/Lost	Rating
Lomax	560	345	4,614	61.6	8.24	28	5.0	16	2.99	831	49/377	92.5
McIvor	4	0	0	0.0	0.00	0	0.0	0	0.0	0	0/0	0.0
Mitchell	1	1	20	100.0	0.00	0	0.0	0	0.0	0	0/0	0.0
Perrin	1	1	0	0.0	0.00	0	0.0	0	0.0	0	0/0	0.0
Team	566	347	4,634	61.3	8.19	28	4.9	16	2.8	831	49/377	92.0
Opponents	494	251	3,574	50.8	7.23	26	5.3	21	4.1	901	55/403	74.4

Sacks

Greer 14.0, A. Baker 10.0, Junior 9.5, Galloway 5.0, Duda 4.0, Mays 3.5, Nelson 3.0, Grooms 2.0, Holloway 1.5, Harris 1.5, L. Smith 1.0.
Team 32.0 Opponents 65.0

Rushing

	No.	Yds.	Avg.	Long	TD
Anderson	289	1,174	4.1	24	6
Mitchell	81	434	5.4	39	9
Ferrell	44	203	4.5	25	1
Lomax	35	184	5.3	20	3
Love	25	90	3.6	13	1
Harrell	5	7	1.2	4	1
Harrington	3	6	2.0	5	0
McIvor	3	5	1.7	6	0
Marsh	1	-5	-5.0	-5	0
Green	1	-10	-10.0	-10	0
Team	488	2,088	4.3	39	21
Opponents	442	1,923	4.4	73	11

Receiving

	No.	Yds.	Avg.	Long	TD
Green	78	1,555	19.9	831	12
Anderson	70	611	8.7	57	2
Tilley	52	758	14.6	42	5
Marsh	39	608	15.6	47	5
Mitchell	26	318	12.2	44	2
Ferrell	26	218	8.4	21	1
LaFleur	17	198	11.6	21	0
Harrell	14	106	7.6	15	0
Pittman	10	145	14.5	50	0
Love	7	33	4.7	16	1
Mack	5	61	12.2	22	0
Goode	3	23	7.7	10	0
Team	347	4,634	13.4	831	28
Opponents	251	3,574	14.2	901	26

Interceptions

	No.	Yds.	Avg.	Long	TD
Washington	5	42	8.4	18	0
W. Smith	4	35	8.8	23	0
Perrin	4	22	5.5	22	0
L. Smith	2	31	15.5	25	1
Griffin	2	0	0.0	0	0
Howard	2	-4	-2.0	1	0
Heflin	1	19	19.0	19	0
Junior	1	18	18.0	18	0
Team	21	163	7.8	25	1
Opponents	16	219	13.7	54	0

Punt Returns

	Ret.	FC	Yds.	Avg.	Long	TD
Mitchell	38	3	393	8.8	39	0
Bird	5	0	56	11.2	17	0
Pittman	4	1	10	2.5	5	0
Green	0	1	0	0.0	0	0
Team	47	5	399	8.5	39	0
Opponents	27	12	239	8.9	61	0

Kickoff Returns

	No.	Yds.	Avg.	Long	TD
Mitchell	35	804	23.0	56	0
Pittman	14	319	22.8	43	0
Harrell	13	231	17.8	28	0
Bird	9	190	21.1	28	0
Green	1	18	18.0	18	0
Love	1	1	1.0	1	0
Ferrell	1	0	0.0	0	0
Team	74	1,563	21.1	56	0
Opponents	85	1,549	18.2	96	1

Punting

	No.	Yds.	Avg.	TB	Int.	Lg	Bk.
Birdsong	67	2,594	38.7	8	20	59	1
Team	1	0	0.0	0	0	0	0
Team	68	2,594	38.1	8	20	59	1
Opponents	81	3,157	38.9	5	9	59	1

Field Goals

	1-19	20-29	30-39	40-49	50+
O'Donoghue	0-0	7-7	7-9	8-16	1-3
Team	0-0	7-7	7-9	8-16	1-3
Opponents	1-1	8-10	13-16	2-6	7-5
O'Donoghue:	(48G, 45G), (23G, 47B, 21G, 48B, 52G, 53N), (47G, 46G), (39G), (1), (46N, 22G), (44G, 31B), (28G, 34N, 40N, 21G), (28G, 47G), (49G, 43G, 48B), (49B, 30G), (20G), (44G), (36G, 33G), (40N, 34G), (30G, 34G, 50N).				
Opponents:	(29B, 38G), (52B), (21G, 50G), (25G, 29G), (27G, 26G, 27G, 35B), (52N, 35G, 36G), (1), (39G), (1), (33G, 50N, 27G, 32G), (42N, 48N, 45B), (52N, 34N, 34G, 39G, 45G), (31G, 26N, 43G, 32G), (19G), (33N, 47N), (21G, 37G, 37G).				

Usual Starting Lineup

Offense	Defense
WR Pat Tilley	LE Al "Bubba" Baker
LT Luis Sharpe	LT David Galloway
LG Terry Stieve	RT Ellis Grooms
C Randy Clark	CB Mark Duda
RG Joe Bostic	RE Curtis Greer
RT Toddie Robbins	LLB Thomas Howard
TE Doug Marsh	MLB E.J. Junior
QB Greg LaFleur	RLB Kurt Allerian
WR Roy Green	CLB Charlie Baker
QB Neil Lomax	EJ Junior
RB Otis Anderson	LCB Lionel Wash
FB Earl Ferrell	RCB Wayne Smith
K Neil O'Donoghue	SS Leonard Smith
	LS Lee Nelson
	FS Benny Perrin
	P Carl Birdsong

Notes

The Cards, with the NFC Eastern Division title on line to the winner, travel to R.F.K. Stadium and battle back from a 23-7 halftime deficit to take a 27-26 lead midway through fourth quarter, but a 50-yard field-goal try sails wide as time expires and Redskins escape with a 29-27 win and the division crown ... In the torrid comeback at Washington, QB Neil Lomax connects on 25 of 28 passes for 314 yards in the second half ... Cards finish 9-7 with seven losses by an average of just over six points ... Lomax sets club single-season marks with 345 pass completions in 560 attempts for 4,614 yards (fifth highest in NFL history), 28 touchdowns, and 92.5 quarterback rating ... WR Roy Green's 1,555 receiving yards is most by NFL player in 19 seasons as he averages 45.3 yards per touchdown reception.

Final NFC East Standings

Team	W	L	T	Pct.	Pts.	OP
Washington	11	5	0	.688	426	310
N.Y. Giants*	9	7	0	.563	299	301
St. Louis	9	7	0	.563	423	345
Dallas	5	7	0	.553	308	308
Philadelphia	6	9	1	.406	276	320

*Wild-card postseason qualifier

1987 (7-8)

Head Coach Gene Stallings (Final season in St. Louis)

Sept. 13	Dallas	W	24-13	47,241
Sept. 20	At San Diego	L	24-28	47,998
Sept. 27	Indianapolis (not played)			
Oct. 4	At Washington	L	21-28	27,728
Oct. 11	New Orleans	W	24-19	11,795
Oct. 18	At S.F.	L	28-34	38,094
Oct. 25	At N.Y. Giants	L	7-30	74,391
Nov. 1	Philadelphia	L	23-28	24,586
Nov. 8	Tampa Bay	W	31-28	22,449
Nov. 15	L.A. Rams	L	24-27	27,730
Nov. 22	At Philadelphia	W	31-19	55,592
Nov. 29	At Atlanta	W	34-21	15,909
Dec. 6	Washington	L	17-34	31,324
Dec. 13	N.Y. Giants	W	27-24	29,623
Dec. 20	At Tampa Bay	W	31-14	32,046
Dec. 27	At Dallas	L	16-21	36,768

Home: 4-3 (194,748) Away: 3-5 (328,536)

Team Statistics

	Cards	Opp.
Total First Downs	325	306
Rushing	115	116
Passing	189	168
Penalty	21	22
Total Net Yards	5,326	5,384
Avg. Per Game	355.1	358.9
Total Plays	1,045	1,023
Avg. Per Play	5.1	5.3
Net Yards Rushing	1,873	2,001
Avg. Per Game	124.9	133.4
Total Rushes	462	492
Net Yards Passing	3,453	3,383
Avg. Per Game	230.2	225.5
Sacked/Yards Lost	54/397	41/285
Gross Yards	3,850	3,668
Att./Comp./Pct.	529/305/57.7	490/275/56.3
Hard Intercepted	15	14
Punts/Average	70/38.0	74/41.2
Penalties/Yards	101/797	88/718
Fumbles/Lost	23/12	34/19
Touchdowns	46	48
Rushing	15	16
Passing	25	30
Returns	6	2

Score By Period

	Q1	Q2	Q3	Q4	OT	Pts.
Team	67	127	61	107	0	362
Opponents	90	88	103	87	0	368

Scoring

	TD	R	P	R	PAT	FG	S	Pts.
Gallery	0	0	0	0	30/31	9/19	0	57
J. Smith	8	0	0	0	0/0	0/0	0	48
Del Greco G.B.	0	0	0	0	11/11	5/10	0	26
Del Greco St.L.	0	0	0	0	8/9	4/5	0	20
Ferrell	7	7	0	0	0/0	0/0	0	42
Awalt	6	0	6	0	0/0	0/0	0	36
Mitchell	5	3	2	0	0/0	0/0	0	30
Green	4	0	4	0	0/0	0/0	0	24
McAdoo	4	3	0	1	0/0	0/0	0	24
Novacek	3	0	3	0	0/0	0/0	0	18
T. Johnson	2	0	2	0	0/0	0/0	0	12
Staurousky	0	0	0	0	6/6	1/3	0	9
Garza	1	1	0	0	0/0	0/0	0	6
Jackson	1	0	0	1	0/0	0/0	0	6
N. Noga	1	0	0	1	0/0	0/0	0	6
P. Noga	1	0	0	1	0/0	0/0	0	6
Le. Smith	1	0	0	1	0/0	0/0	0	6
Sikahema	1	0	0	1	0/0	0/0	0	6
Wolfe	1	1	0	0	0/0	0/0	0	6
Team	40	15	25	6	44/46	14/27	0	362
Opponents	46	16	30	2	45/48	11/18	1	368

Passing

	Att.	Comp.	Yds.	Comp. %	Yds./Att.	TD	TO%	Int.	Int. %	Long	Sack/Lost	Rating
Lomax	463	275	3,587	59.4	7.73	24	5.2	12	2.6	57	48/350	88.5
Halloran	42	18	263	42.9	6.26	0	0.0	1	2.4	49	5/34	54.0
Garza	20	11	183	55.0	9.15	1	5.0	2	10.0	38t	1/13	63.1
Mitchell	3	1	17	33.3	5.67	0	0.0	0	0.0	17	0/0	53.5
Stout	1	0	0	0.0	0.00	0	0.0	0	0.0	0	0/0	39.6
Team	529	305	3,850	57.6	7.27	25	4.7	15	2.8	57	54/397	84.4
Opponents	490	276	3,668	56.3	7.49	30	6.1	14	2.9	88t	41/285	88.7

Sacks

Nunn 11.0, Greer 6.0, Clasby 4.5, N. Noga 3.0, Saddler 3.0, Garalczyk 2.5, Junior 2.0, Le. Smith 2.0, Scotts 2.0, Alvord 1.5, Bell 1.0, Galloway 1.0, Mack 1.0, Dulin 0.5
Team 41.0 Opponents 54.0

Rushing

	No.	Yds.	Avg.	Long	TD
Mitchell	203	781	3.8	42	3
Ferrell	113	512	4.5	35t	7
McAdoo	53	230	4.3	17	3
Lomax	29	107	3.7	19	0
Sargent	18	90	5.0	16	0
Wolfe	26	87	3.3	8	1
Green	2	34	17.0	26	0
Garza	8	31	3.9	10	1
Ro. Brown	1	9	9.0	9	0
T. Johnson	1	9	9.0	9	0
Cater	2	3	1.5	11	0
Stout	1	-2	-2.0	-2	0
Awalt	2	-9	-4.5	-1	0
Halloran	3	-9	-3.0	2	0
Team	462	1,873	4.1	42	15
Opponents	492	2,001	4.1	47t	16

Receiving

	No.	Yds.	Avg.	Long	TD
J.T. Smith	91	1,117	12.3	38	8
Mitchell	45	397	8.8	39	2
Green	43	731	17.0	57	4
Awalt	42	526	12.5	35	6
Ferrell	23	262	11.4	36	0
Novacek	20	254	12.7	25	2
T. Johnson	15	308	20.5	49t	3
Holmes	11	132	12.0	23	0
Wolfe	8	68	8.5	16	0
Sargent	2	19	9.5	10	0
Ro. Brown	2	16	8.0	9	0
McAdoo	2	12	6.0	6	0
Harris	1	8	8.0	8	0
Team	305	3,850	12.6	57	25
Opponents	276	3,668	13.3	88t	30

Interceptions

	No.	Yds.	Avg.	Long	TD
Curtis	5	65	13.0	31	0
Mack	2	0	0.0	0	0
P. Noga	1	60	60.0	60t	1
Junior	1	25	25.0	25	0
Bell	1	13	13.0	13	0
Maltis	1	4	4.0	4	0
Carter	1	0	0.0	0	0
Saddler	1	0	0.0	0	0
Young	1	0	0.0	0	0
Team	14	167	11.9	60t	1
Opponents	15	227	15.1	63	0

Punt Returns

	Ret.	FC	Yds.	Avg.	Long	TD
Sikahema	44	7	550	12.5	76t	1
Team	44	7	550	12.5	76t	1
Opponents	36	8	489	13.6	81t	1

Kickoff Returns

	No.	Yds.	Avg.	Long	TD
Sikahema	34	761	22.4	50	0
McAdoo	23	444	19.3	30	0
Sargent	3	37	12.3	27	0
Ro. Brown	1	40	40.0	40	0
Ferrell	1	10	10.0	10	0
Holmes	1	25	25.5	25	0
Team	63	1,317	20.9	50	0
Opponents	59	1,063	18.0	66	0

Punting

	No.	Yds.	Avg.	TO	In20	Lg	Blk.
Home (Cin/SL)	43	1,730	40.2	7	6	57	0
Home (St.L.)	24	971	40.5	3	4	51	0
Cater	39	1,470	37.7	2	10	65	1
Royals	6	222	37.0	0	2	45	0
Team	69	2,863	38.6	5	16	65	1
Opponents	74	3,049	41.2	6	18	63	0

Field Goals

	1-19	20-29	30-39	40-49	50+
Del Greco (G.B.)	0-0	1-2	2-4	2-4	0-0
Del Greco (St.L.)	0-0	2-3	2-2	0-0	0-0
Gallery	0-0	4-5	2-7	3-7	0-0
Staurousky	0-0	1-2	0-0	0-1	0-0
Team	0-0	7-10	4-9	3-8	0-0
Opponents	0-0	7-7	2-3	2-6	0-2
Del Greco: G.B. (1), (32G, 47N), (1), (1), (22G, 37N, 45G), (47N, 36G), (39N, 26N, 47G), (1), (1), (1), (1), St. L. (27N), (28G), (32G, 28G, 37G).					
Gallery: (23G), (29N, 41N, 38G), (1), (1), (32N, 48N), (1), (31N, 43G), (33N, 31G), (44G), (20G), (39N, 44N, 29G, 29G), (40N, 39N, 48G), (1), (1), (1).					
Staurousky: (1), (1), (25N, 41N), (24G), (1), (1), (1), (1), (1), (1), (1), (1), (1).					
Opponents: (22G, 29G), (1), (37N, 42N), (1), (1), (28G, 35G, 32G), (47N, 41N), (53N), (92G, 20G), (44G), (1), (22G, 40G), (29G, 53N), (49N).					

Usual Starting Lineup

Offense	Defense
WR.....J.T. Smith	LE.....Freddie Joe Nunn
LT.....Luis Sharpe	LT.....Bob Clasby
LG.....Todd Peat	RT.....Steve Alvord
	Mark Duda
C.....Derek Kennard	RE.....Curtis Greer
RG.....Lance Smith	David Galloway
RT.....Tootie Robbins	LLB.....Anthony Bell
TE.....Rob Awalt	MLB.....Niko Noga
	Jay Novacek
WR.....Roy Green	RLB.....E.J. Junior
CB.....Neil Lomax	LCB.....Carl Carter
RB.....Stump Mitchell	RCB.....Cedric Mack
FB.....Earl Ferrell	SS.....Leonard Smith
K.....Jim Gallery	P.....Lonnie Young
	Greg Home

Notes

Final season in St. Louis ... 21-16 loss in season finale at Dallas completes 7-8 record to deprive club of first playoff berth in five seasons ... Cards defeat defending Super Bowl champ N.Y. Giants 27-24 in final appearance in Busch Stadium Dec. 13 ... players' strike mandates playing three games with replacement rosters ... Cards launch greatest fourth-quarter comeback in NFL history in 31-28 win over Tampa Bay Nov. 8, rallying from a 28-3 deficit after three periods ... QB Neil Lomax completes 10 of 16 passes for 164 and three touchdowns in the fourth quarter as Cards score 28 unanswered points ... WR J.T. Smith breaks own club mark of 80 pass receptions with league-high 91 catches (1,117 yards) ... Ram RB Charles White sets Card opponent record with 213 rushing yards Nov. 15.

Final NFC East Standings

Team	W	L	T	Pct.	Pts.	OP
Washington	11	4	0	.733	379	285
Dallas	7	8	0	.467	340	348
St. Louis	7	8	0	.467	362	368
Philadelphia	7	8	0	.467	337	380
N.Y. Giants	6	9	0	.400	280	312

1988 (7-9)

Head Coach Gene Stallings
(First season in Arizona)

Sept. 4	At Cincinnati	L	14-21	50,404
Sept. 12	Dallas	L	14-17	67,139
Sept. 18	At Tampa Bay	W	30-24	35,034
Sept. 25	Washington	W	30-21	61,973
Oct. 2	At L.A. Rams	W	41-27	49,830
Oct. 9	Pittsburgh	W	31-14	53,278
Oct. 16	At Washington	L	17-33	54,402
Oct. 23	Cleveland	L	21-29	61,261
Oct. 30	At Dallas	W	16-10	42,196
Nov. 6	San Francisco	W	24-23	64,544
Nov. 13	N.Y. Giants	W	24-17	65,324
Nov. 20	At Houston	L	20-38	43,843
Nov. 27	At Philadelphia	L	21-31	57,918
Dec. 4	At N.Y. Giants	L	7-44	73,438
Dec. 10	Philadelphia	L	17-23	54,832
Dec. 18	Green Bay	L	17-26	44,586

344-398

Home: 4-4 (472,937) Away: 3-5 (407,065)

Team Statistics

	Cards	Opp.
Total First Downs	336	301
Rushing	122	110
Passing	195	171
Penalty	19	20
Total Net Yards	5,807	5,169
Avg. Per Game	362.9	323.1
Total Plays	1,102	1,014
Avg. Per Play	5.3	5.1
Net Yards Rushing	2,027	1,925
Avg. Per Game	126.7	120.3
Total Rushes	480	467
Net Yards Passing	3,780	3,244
Avg. Per Game	236.3	202.8
Sacked/Yards Lost	40/411	39/295
Gross Yards	4,191	3,539
Att./Comp./Pct.	562/322/57.3	508/264/52.0
Had Intercepted	19	16
Punts/Average	80/40.3	83/41.1
Penalties/Yards	99/790	103/770
Fumbles/Lost	34/16	27/13
Touchdowns	44	51
Rushing	15	19
Passing	26	30
Returns	3	2

Score By Period

	Q1	Q2	Q3	Q4	OT	Pts.
Team	67	114	51	112	0	344
Opponents	101	106	84	107	0	398

Scoring

	TD	R	P	AT	FG	S	Pts	
Del Greco	0	0	0	42/44	12/21	0	78	
Ferrell	9	7	2	0/0	0/0	0	54	
Green	7	0	7	0/0	0/0	0	42	
S. Mitchell	5	4	1	0/0	0/0	0	30	
J. T. Smith	5	0	5	0/0	0/0	0	30	
Awalt	4	0	4	0/0	0/0	0	24	
Novacek	4	0	4	0/0	0/0	0	24	
Jones	3	0	3	0/0	0/0	0	18	
Junior	0	0	0	0/0	0/0	0	6	
Lomax	1	1	0	0/0	0/0	0	6	
Mack	0	0	1	0/0	0/0	0	6	
Saddler	0	0	1	0/0	0/0	0	6	
Harvey	0	0	0	0/0	0/0	1	2	
Team	44	15	26	3	42/44	12/21	1	344
Opponents	51	19	30	2	47/51	13/22	3	398

Passing

	Att.	Comp.	Yds.	Comp. %	Yds./Att.	TD	TD%	Int.	Int. %	Long	Sack/Lost	Rating
Lomax	443	255	3,395	57.6	7.66	20	4.5	11	2.5	93	46/315	86.7
Stoudt	113	63	747	55.8	6.61	8	5.3	8	7.1	52	13/85	64.3
Tupa	6	4	49	66.7	8.17	0	0.0	0	0.0	22	1/11	91.7
Team	562	322	4,191	57.3	7.46	26	4.6	19	3.4	93	60/411	82.2
Opponents	508	264	3,539	52.0	6.97	30	5.9	16	3.1	61	39/295	81.0

Sacks

Nunn 14, Harvey 6, Clasby 5, Alvord 2, Galloway 2, Junior 2, McDonald 2, Saddler 2, Bell 1, Curtis 1, Hunley 1, Noga 1.

Team 39 Opponents 60.

Rushing

	No.	Yds.	Avg.	Long	TD
Mitchell	174	800	4.6	44	5
Ferrell	202	924	4.6	47	7
S. Mitchell	164	726	4.4	47	4
Jordan	61	160	2.6	12	3
Stoudt	14	57	4.1	14	0
Lomax	17	55	3.2	13	1
Wolfey	9	43	4.8	20	0
Horne	3	20	6.7	20	0
J.T. Smith	1	15	15.0	15	0
Novacek	1	10	10.0	10	0
Del Greco	1	8	8.0	8	0
Jeffery	3	8	2.7	9	0
Green	4	1	0.3	16	0
Team	480	2,027	4.2	47	15
Opponents	467	1,925	4.1	52	19

Receiving

	No.	Yds.	Avg.	Long	TD
J. Smith	83	986	11.9	29	5
Green	68	1,097	16.1	52	7
Awalt	39	454	11.6	52	4
Novacek	38	569	15.0	42	4
Ferrell	38	315	8.3	30	2
S. Mitchell	25	214	8.6	26	1
Jones	23	496	21.6	93	3
Jordan	4	24	6.0	12	0
Wolfey	2	11	5.5	8	0
Moore	1	15	15.0	15	0
Holmes	1	10	10.0	10	0
Team	322	4,191	13.0	93	26
Opponents	264	3,539	13.4	61	30

Interceptions

	No.	Yds.	Avg.	Long	TD
Mack	3	33	11.0	12	0
Carter	3	0	0.0	0	0
McDonald	2	11	5.5	11	0
Lyles	2	0	0.0	0	0
Curtis	1	18	18.0	18	0
Le. Smith	1	15	15.0	15	0
Clasby	1	7	7.0	7	0
Junior	1	2	2.0	2	0
Young	1	2	2.0	2	0
R. Mitchell	1	0	0.0	0	0
Team	16	88	5.5	18	0
Opponents	19	264	13.9	39	0

Punt Returns

	Ret.	FC	Yds.	Avg.	Long	TD
Sikahema	33	8	341	10.3	28	0
J. Smith	17	2	119	7.0	15	0
Hunley	1	0	3	3.0	3	0
McAdoo	1	0	0	0.0	0	0
McDonald	0	1	0	0.0	0	0
Team	52	11	463	8.9	28	0
Opponents	41	11	416	10.1	63	1

Kickoff Returns

	No.	Yds.	Avg.	Long	TD
Sikahema	23	475	20.7	39	0
McAdoo, T.B.	13	211	23.9	32	0
McAdoo, Phx.	9	203	22.6	32	0
Jones	11	147	13.4	22	0
S. Mitchell	10	221	22.1	41	0
Clark	2	10	5.0	7	0

Kickoff Returns (cont.)

	No.	Yds.	Avg.	Long	TD
Ferrell	2	25	12.5	14	0
Jeffery	1	11	11.0	11	0
Phillips	1	4	4.0	4	0
Schlinger	1	10	10.0	10	0
Team	60	1,106	18.4	41	0
Opponents	65	1,379	21.2	92	1

Punting

	No.	Yds.	Avg.	TB	In 20	Lg	Bk.
Home	79	3,228	40.9	-9	16	66	1
Team	80	3,228	40.3	9	16	66	1
Opponents	83	3,414	41.1	10	18	62	0

Field Goals

	1-19	20-29	30-39	40-49	50+
Del Greco	1-1	4-6	3-3	3-9	1-2
Team	1-1	4-6	3-3	3-9	1-2
Opponents	0-0	5-6	4-5	4-11	0-0
Del Greco: (58N), (40N), (47G), (37G), (47N), (23G), (), (43G), (51G), (19G), (38G), (47N), (47N), (), (32G), (24G), (28G), (), (44N), (28N), (), (40G), (48N), (20G), (20N).					
Opponents: (42N), (47G), (49N), (34G), (47N), (44N), (25N), (47N), (20G), (46G), (23G), (39G), (42G), (27G), (30G), (39N), (40G), (39N), (40G), (46N), (37G), (28G), (21G), (), (43N).					

Usual Starting Lineup

Offense	Defense
WR J.T. Smith	LE Rod Saddler
LT Luis Sharpe	David Galloway
LG Todd Peat	LT Bob Clasby
C Derek Kennard	RT Rod Saddler
RG Lance Smith	RE Steve Alvord
RT Tootie Robbins	RE Freddie Joe Nunn
TE Rob Awalt	LLB Anthony Bell
QB Roy Green	MLB Niko Noga
WR Neil Lomax	RLB E.J. Junior
RB Stump Mitchell	LCB Carl Carter
FB Earl Ferrell	RCB Cedric Mack
K Al Del Greco	SS Tim McDonald
	FS Lonnie Young
	P Greg Horne

Notes

After 18 seasons in St. Louis (1960-87), Cards relocate to Arizona to play in Sun Devil Stadium at Arizona State University ... Hall of Famer Larry Wilson named vice president and general manager ... victories over three most recent Super Bowl champions—N.Y. Giants, Washington, and San Francisco—and 7-4 start (best since 1976) overshadowed by five consecutive losses to end season ... signature victory by overcoming 23-0 third-quarter deficit to down San Francisco 24-23 on a touchdown pass from QB Neil Lomax to WR Roy Green with three seconds left ... a national "Monday Night Football" audience and capacity Sun Devil Stadium crowd witness the Cards' inaugural regular-season game in Arizona, a 17-14 Dallas victory ... Cards gain first home victory in new venue with 30-21 upset of defending Super Bowl champion Washington Sept. 25.

Final NFC East Standings

Team	W	L	T	Pct.	Pts.	OP
Philadelphia	10	6	0	.625	379	319
N.Y. Giants	10	6	0	.625	359	304
Washington	7	9	0	.438	345	387
Phoenix	7	9	0	.438	344	398
Dallas	3	13	0	.188	265	381

1989 (5-11)

Head Coach Gene Stallings (11 games)

Head Coach Hank Kuhlmann (5 games)

Sept. 10	At Detroit	W	16-13	36,735
Sept. 17	At Seattle	W	34-24	60,444
Sept. 24	At N.Y. Giants	L	7-35	75,742
Oct. 1	San Diego	L	13-24	44,201
Oct. 8	At Washington	L	28-30	53,335
Oct. 15	Philadelphia	L	5-17	42,620
Oct. 22	Atlanta	W	34-20	33,894
Oct. 29	At Dallas	W	19-10	44,431
Nov. 5	N.Y. Giants	L	13-20	46,588
Nov. 12	Dallas	W	24-20	49,657
Nov. 19	At L.A. Rams	L	14-37	53,176
Nov. 26	Tampa Bay	L	13-14	33,297
Dec. 3	Washington	L	10-29	38,870
Dec. 10	At L.A. Raiders	L	14-16	41,785
Dec. 17	Denver	L	0-37	56,071
Dec. 24	At Philadelphia	L	14-31	43,267

258-377

Home: 2-6 (345,198); Away: 3-5 (408,935)

Team Statistics

Total First Downs	263	329
Rushing	83	113
Passing	157	185
Penalty	22	31
Total Net Yards	4,641	5,877
Avg. Per Game	290.1	367.3
Total Plays	986	1,100
Avg. Per Play	4.7	5.3
Net Yards Rushing	1,361	2,302
Avg. Per Game	85.1	143.9
Total Rushes	407	539
Net Yards Passing	3,280	3,575
Avg. Per Game	205.0	223.4
Sacked/Yards Lost	56/379	30/219
Gross Yards	3,659	3,794
Att./Comp./Pct.	523/279/53.3	531/286/53.9
Had Intercepted	30	16
Punts/Average	82/43.6	76/41.5
Penalties/Yards	113/856	106/915
Fumbles/Lost	24/14	18/11
Touchdowns	29	41
Rushing	10	12
Passing	17	24
Returns	2	5

Score By Period

	Q1	Q2	Q3	Q4	OT	Pts.
Team	43	76	51	88	0	258
Opponents	68	90	90	120	0	377

Scoring

	TD	R	P	R	PAT	FG	S	Pts.
Del Greco	0	0	0	0	28/29	18/20	0	82
Green	7	0	7	0	0/0	0/0	0	42
Ferrell	6	6	0	0	0/0	0/0	0	36
Smith, J.T.	5	0	5	0	0/0	0/0	0	30
Jones	3	0	3	0	0/0	0/0	0	18
Jordan	2	2	0	0	0/0	0/0	0	12
Hogeboom	1	1	0	0	0/0	0/0	0	6
Holmes	1	0	1	0	0/0	0/0	0	6
McDonald	0	0	1	0	0/0	0/0	0	6
Novacek	1	0	1	0	0/0	0/0	0	6
Wolfe	1	1	0	0	0/0	0/0	0	6
Zordich	0	0	0	1	0/0	0/0	0	6
Wilson	0	0	0	0	0/0	0/0	1	2
Team	27	10	17	2	28/29	18/20	1	258
Opponents	36	12	24	5	40/41	29/40	2	377

Passing

	Att.	Comp.	Yds.	Comp. %	Yds./Att.	TD	TD%	Int.	Int. %	Long	Sack/Lost	Rating
Hogeboom	364	204	2,591	56.0	7.12	14	3.8	19	5.2	59	40/266	69.5
Tupa	134	65	973	48.5	7.26	3	2.2	9	6.7	77	14/94	52.2
Rosenbach	22	9	95	40.9	4.32	0	0.0	1	4.5	24	2/19	35.2
Awali	1	0	0	0.0	0.00	0	0.0	1	100.0	0	0/0	0.0
Camarillo	1	1	0	100.0	0.00	0	0.0	0	0.0	0	0/0	79.2
Sikahema	1	0	0	0.0	0.00	0	0.0	0	0.0	0	0/0	39.6
Team	523	279	3,659	53.3	7.00	17	3.3	30	5.7	77	56/379	62.6
Opponents	531	286	3,794	53.9	7.15	24	4.5	16	3.0	75	30/219	79.2

Sacks

Harvey 7.0, Galloway 5.5, Nunn 5.0, Saddler 3.5, Bell 2.0, Classy 2.0, Hill 1.0, Mack 1.0, Wahler 1.0, Wilson 1.0, Zordich 1.0.

Team 30.0 Opponents 56.0

Rushing

	No.	Yds.	Avg.	Long	TD
Ferrell	149	502	3.4	44	6
Jordan	63	211	2.5	15	2
Mitchell, S.	43	165	3.8	14	0
Sikahema	38	145	3.8	27	0
Hogeboom	27	89	3.3	15	1
Tupa	15	75	5.0	13	0
Clark	10	42	4.2	9	0
Wolfe	13	36	2.8	5	1
Baker	20	31	1.6	6	0
Rosenbach	6	26	4.3	8	0
Smith, J.T.	2	21	10.5	11	0
Jones	1	18	18.0	18	0
Team	407	1,361	3.3	44	10
Opponents	539	2,302	4.3	51	12

Receiving

	No.	Yds.	Avg.	Long	TD
Smith, J.T.	62	778	12.5	31	5
Jones	45	838	18.6	72	3
Green	44	703	16.0	59	7
Awali	33	360	10.9	28	0
Sikahema	23	245	10.7	37	0
Novacek	23	225	9.8	30	1
Ferrell	18	122	6.8	25	0
Holmes	13	271	20.8	77	1
Jordan	6	20	3.3	8	0
Wolfe	5	38	7.6	22	0
Baker	2	18	9.0	9	0
McConkey	2	18	9.0	10	0
Mitchell, S.	1	10	10.0	10	0
Usher	1	8	8.0	8	0
Reeves	1	5	5.0	5	0
Team	279	3,659	13.1	77	17
Opponents	286	3,794	13.3	75	24

Interceptions

	No.	Yds.	Avg.	Long	TD
McDonald	7	170	24.3	53	1
Mack	4	15	3.8	9	0
Downs	1	37	37.0	37	0
Young	1	32	32.0	32	0
Zordich	1	16	16.0	16	1
Wahler	1	5	5.0	5	0
Burton	1	0	0.0	0	0
Carter	1	0	0.0	0	0
Team	16	275	17.2	53	2
Opponents	30	327	10.9	59	3

Punt Returns

	Ret.	FC	Yds.	Avg.	Long	TD
Sikahema	37	13	433	11.7	53	0
Usher(S.D./Phx.)	4	0	25	6.3	11	0
Usher(Phx.)	1	0	10	10.0	10	0
Jones	1	0	13	13.0	13	0
McConkey	1	0	13	13.0	13	0
Team	40	13	469	11.7	53	0
Opponents	46	18	371	8.1	20	0

Kickoff Returns

	No.	Yds.	Avg.	Long	TD
Sikahema	43	874	20.3	52	0
Usher(S.D./Phx.)	27	506	18.7	33	0
Usher(Phx.)	17	347	20.4	33	0
Baker	11	245	22.3	33	0
Jones	7	124	17.7	27	0
McConkey	2	40	20.0	21	0
Carr	1	15	15.0	15	0
Clark	1	0	0.0	0	0

Kickoff Returns (cont.)

	No.	Yds.	Avg.	Long	TD
Reeves	6	5	5.0	5	0
Team	83	1,650	19.9	52	0
Opponents	57	1,193	20.9	49	0

Punting

	No.	Yds.	Avg.	Net	BT	In20	Lg	Bk.
Tupa	6	280	46.7	59.8	0	2	51	0
Camarillo	76	3,298	43.4	37.5	6	21	58	0
Team	82	3,578	43.5	37.6	6	23	58	0
Opponents	76	3,155	41.5	33.8	6	22	64	1

Field Goals

	1-19	20-29	30-39	40-49	50+
Del Greco	0-0	7-7	5-6	5-11	1-2
Team	0-0	7-7	5-6	5-11	1-2
Opponents	0-0	9-9	7-9	3-11	0-1
Del Greco:	(29G, 23G, 33G) (), (47N), (36G, 33G) (), (41G), (50G, 22G) (40G, 25G, 31G, 42G), (37G, 42N, 46G), (44N, 41N, 45G) (), (21G, 28G, 47N), (50N, 27G) (), () (39N, 45N)				
Opponents:	(30G, 23G), (48N, 39G), (50N, 22G, 36G, 32G, 32G), (37G), (22G, 32G, 42N, 37G), (40N, 42G), (43N, 37G, 37G), (31N, 37G), (47N), (32G, 29G), (27G, 23G, 40G) (), (29G, 23G), (42N, 49N, 25G, 30G, 42N, 48G), (38G, 33G, 35G), (34N, 39G)				

Usual Starting Lineup

Offense	Defense
WR.....J.T. Smith	LE.....Freddie Joe Nunn
LT.....Luis Sharpe	LT.....Rod Saddler
LG.....Mike Zandoloski	RT.....Jim Wahler
RE.....Joe Wolf	DE.....David Galloway
C.....Derek Kennard	Karl Wilson
RG.....Lance Smith	LLB.....Anthony Bell
RT.....Toolie Robbins	MLB.....Eric Hill
RE.....Joe Wolf	RLB.....Ken Harvey
TE.....Rob Awali	LCB.....Cedric Mack
WR.....Roy Green	RCB.....Carl Carter
QB.....Gary Hogeboom	SS.....Tim McDonald
RB.....Tony Jordan	FS.....Michael Zordich
Stump Mitchell	Lonnie Young
FB.....Earl Ferrell	P.....Rich Camarillo
K.....Al Del Greco	

Notes

After a 2-0 start and 5-5 mark after 10 games, Head Coach Gene Stallings resigns after 37-14 loss to L.A. Rams dips Cards' slate to 5-6 ... Cards lose next five games under interim head coach Hank Kuhlmann ... QB Neil Lomax forced to sidelines for entire season due to career-ending arthritic condition in left hip ... only four Cardinals start all 16 games as 21 players who started at least one game miss playing time ... Cards sweep first season series against Cowboys since 1970 with 19-10 win at Dallas and 24-20 victory in Arizona ... FB Ron Wolfe named to unprecedented fourth consecutive Pro Bowl for kamikaze-like play on special teams.

Final NFC East Standings

Team	W	L	T	Pct.	Pts.	OP
N.Y. Giants	12	4	0	.750	348	252
Philadelphia	11	5	0	.688	342	274
Washington	10	6	0	.625	386	308
Phoenix	5	11	0	.313	258	377
Dallas	1	15	0	.063	204	393

*Wild-card playoff qualifier

1990 (5-11)

Head Coach Joe Bugel

Sept. 9	At Washington	L	0-31	52,649
Sept. 16	At Philadelphia	W	23-21	64,396
Sept. 23	At New Orleans	L	7-28	61,110
Sept. 30	Washington	L	10-38	49,303
Oct. 7	Open Date			
Oct. 14	Dallas	W	20-3	45,235
Oct. 21	At N.Y. Giants	L	19-20	76,518
Oct. 28	Chicago	L	21-31	71,233
Nov. 4	At Miami	L	3-23	54,924
Nov. 11	At Buffalo	L	14-45	74,904
Nov. 18	Green Bay	L	21-24	46,878
Nov. 25	New England	W	34-14	30,110
Dec. 2	Indianapolis	W	20-17	31,885
Dec. 9	At Atlanta	W	24-13	36,222
Dec. 16	At Dallas	L	10-41	60,190
Dec. 23	N.Y. Giants	L	21-24	41,212
Dec. 29	Philadelphia	L	21-23	31,796

268-396

Home: 3-5 (347,652), Away: 2-6 (480,913).

Team Statistics

	Cards	Opp.
Total First Downs	270	306
Rushing	115	140
Passing	135	146
Penalty	20	20
Total Net Yards	4,742	5,216
Avg. Per Game	296.4	326.0
Total Plays	935	959
Avg. Per Play	5.1	5.4
Net Yards Rushing	1,912	2,318
Avg. Per Game	119.5	144.2
Total Rushes	452	521
Net Yards Passing	2,833	2,898
Avg. Per Game	177.1	181.1
Sacked/Yards Lost	43/285	36/232
Gross Yards	3,118	3,130
Att./Comp./Pct.	439/238/54.2	402/233/58.0
Had Intercepted	18	16
Punts/Average	57/42.8	63/43.6
Penalties/Yards	96/863	96/834
Fumbles/Lost	25/14	28/11
Touchdowns	31	50
Rushing	13	20
Passing	16	29
Returns	2	1

Score By Period

	Q1	Q2	Q3	Q4	OT	Pts.
Team	27	81	65	95	0	268
Opponents	88	113	79	116	0	396

Scoring

	TD	R	P	AT	FG	S	Pts.
Del Greco	0	0	0	0	31/31	17/27	0 82
Johnson	5	5	0	0	0/0	0/0	0 30
Green	4	0	4	0	0/0	0/0	0 24
Jones	4	0	4	0	0/0	0/0	0 24
Proehl	4	0	4	0	0/0	0/0	0 24
Thompson	4	4	0	0	0/0	0/0	0 24
Rosenbach	3	3	0	0	0/0	0/0	0 18
Flagler	2	1	1	0	0/0	0/0	0 12
J.T. Smith	2	0	2	0	0/0	0/0	0 12
Turner	2	0	2	0	0/0	0/0	0 12
Sharpe	1	0	1	0	0/0	0/0	0 6
Team	31	13	16	2	31/31	17/27	0 268
Opponents	50	20	29	1	48/50	16/20	0 396

Passing

	Att.	Comp.	Yds.	Comp. %	Yds./Att.	TD	TD%	Int.	Int. %	Long	Sack/Lost	Rating
Rosenbach	437	237	3,098	54.2	7.09	16	3.7	17	3.9	681	43/285	72.8
Green	1	1	20	100.0	20.00	0	0.0	0	0.0	20	0/0	118.8
Johnson	1	0	0	0.0	0.00	0	0.0	1	100.0	0	0/0	0.0
Team	439	298	3,118	54.2	7.10	16	3.6	18	4.1	681	43/285	71.9
Opponents	402	233	3,130	58.0	7.79	29	7.2	16	4.0	671	36/232	90.3

Sacks

Harvey 10.0, Nunn 9.0, Saddler 4.0, Bell 3.0, Jax 3.0, Wahler 2.5, Hill 1.5, Hairston 1.0, Mack 1.0, Osborne 1.0.

Team 36.0, Opponents 43.0

Rushing

	No.	Yds.	Avg.	Long	TD
Johnson	234	926	4.0	41	5
Rosenbach	86	470	5.5	25	3
Thompson	106	390	3.7	40	4
Flagler	13	85	6.5	29	1
Jones	4	33	8.3	15	0
Sikahema	3	8	2.7	4	0
Proehl	1	4	4.0	4	0
J.T. Smith	1	4	4.0	4	0
Wolffey	2	3	1.5	2	0
Tupa	1	0	0.0	0	0
Camarillo	1	-11	-11.0	-11	0
Team	452	1,912	4.2	41	13
Opponents	521	2,318	4.4	43	20

Receiving

	No.	Yds.	Avg.	Long	TD
Proehl	56	802	14.3	45	4
Green	53	797	15.0	54	4
Jones	43	724	16.8	68	4
Johnson	25	241	9.6	35	0
J.T. Smith	18	225	12.5	45	2
Reeves	18	128	7.0	16	0
Flagler	13	130	10.0	21	1
Sikahema	7	51	7.3	13	0
Thompson	2	11	5.5	6	0
Jorden	2	10	5.0	6	0
Sharpe	1	1	1.0	1	1
Team	238	3,118	13.1	68	16
Opponents	233	3,130	13.4	67	29

Interceptions

	No.	Yds.	Avg.	Long	TD
McDonald	4	63	15.8	38	0
Taylor	3	50	16.7	34	0
Mack	2	53	26.5	39	0
Young	2	8	4.0	5	0
Jax	2	5	2.5	4	0
Turner	1	70	70.0	47	2
Zordich	1	25	25.0	25	0
Bell	1	0	0.0	0	0
Team	16	274	17.1	47	2
Opponents	18	201	11.2	57	1

Punt Returns

	Ret.	FC	Yds.	Avg.	Long	TD
Sikahema	36	6	306	8.5	20	0
J.T. Smith	3	0	34	11.3	16	0
Proehl	1	1	2	2.0	2	0
Team	40	7	342	8.6	20	0
Opponents	41	11	258	6.3	27	0

Kickoff Returns

	No.	Yds.	Avg.	Long	TD
Sikahema	27	544	20.1	32	0
Centers	16	272	17.0	26	0
Flagler	10	167	16.7	27	0
Proehl	4	53	13.3	15	0
Jax	2	17	8.5	9	0
Green	1	15	15.0	15	0
Team	60	1,068	17.8	32	0
Opponents	56	1,060	18.9	39	0

Punting

	No.	Yds.	Avg.	Net	TB	In20	Lg	Bk.
Camarillo	67	2,865	42.8	37.4	5	16	63	0
Team	67	2,865	42.8	37.4	5	16	63	0
Opponents	63	2,747	43.6	36.3	6	16	60	0

Field Goals

	1-19	20-29	30-39	40-49	50+
Del Greco	1-1	4-4	7-10	3-6	2-6
Team	1-1	4-4	7-10	3-6	2-6
Opponents	2-2	7-7	3-3	4-6	0-2
Del Greco: (), (), (25G, 50G, 42G), (37N, 52N), (32G), (28G, 28G), (39G, 18G, 34G, 45G), (36N), (52N, 44G), (), (58N), (50N, 29G, 50G), (32G, 39G), (37G, 40N, 48N), (38G), (47N, 30N)					
Opponents: (29G), (), (), (45N, 26G), (37G), (34G, 56N, 40G), (33G), (19G, 21G, 19G), (25G), (21G), (), (49G, 52N), (42G, 24G), (), (27G, 48N), (44G).					

Usual Starting Lineup

Offense	Defense
WR.....J.T. Smith	LE.....Freddie Joe Nunn
LT.....Ernie Jones	NG.....Jim Wahler
LG.....Luis Sharpe	RE.....Rod Saddler
LB.....Derek Kennard	LOLB.....Anthony Bell
C.....Bill Lewis	RILB.....Garth Jax
RG.....Lance Smith	RLB.....Eric Hill
TE.....Tootie Robbins	RCB.....Ken Harvey
RT.....Walter Reeves	LOLB.....Jay Taylor
WR.....Roy Green	RCB.....Cedric Mack
QB.....Tim Rosenbach	SS.....Tim McDonald
H-B.....Tim Jorden	FS.....Lonnice Young
RB.....Johnny Johnson	P.....Rich Camarillo
K.....Al Del Greco	

Notes

Long-time Washington Redskin offensive line coach Joe Bugel named head coach ... team moves into 94,000-square-foot training facility in south Tempe, Arizona ... despite Cards' 5-11 mark, rookie RB Johnny Johnson earns Pro Bowl berth and second-year QB Tim Rosenbach takes all 1,001 snaps from center ... new WR Ricky Proehl catches 56 passes to become first rookie to lead Cards in receiving in 40 years ... franchise-record crowd of 71,233 sees Cards fall 31-21 to Chicago Bears on Oct. 26 ... WR Roy Green becomes club's franchise leader with career total of 522 pass receptions for 8,497 yards.

Final NFC East Standings

Team	W	L	T	Pct.	Pts.	OP
N.Y. Giants	13	3	0	.813	335	211
Philadelphia*	10	6	0	.625	396	299
Washington*	10	6	0	.625	381	301
Dallas	7	9	0	.438	244	308
Phoenix	5	11	0	.313	266	396

*Wild-card playoff qualifiers

1991 (4-12)

Head Coach Joe Bugel

Sept. 1	At L.A. Rams	W	24-14	47,069
Sept. 8	At Philadelphia	W	26-10	53,818
Sept. 15	At Washington	L	0-34	54,662
Sept. 22	Dallas	L	9-17	68,814
Sept. 29	New England	W	24-10	26,043
Oct. 6	At N.Y. Giants	L	9-20	75,891
Oct. 13	At Minnesota	L	7-34	51,209
Oct. 20	Atlanta	W	16-10	29,804
Oct. 27	Minnesota	L	0-28	45,447
Nov. 3	At Dallas	L	7-27	61,190
Nov. 10	N.Y. Giants	L	14-21	50,048
Nov. 17	At S.F.	L	10-14	50,180
Nov. 24	Philadelphia	L	14-34	32,568
Dec. 1	Open Date			
Dec. 8	Washington	L	14-20	48,373
Dec. 15	At Denver	L	19-24	74,098
Dec. 22	New Orleans	L	3-27	30,928

196-344

Home: 2-6 (332,025) Away: 2-6 (478,117)

Team Statistics

	Cards	Opp.
Total First Downs	237	301
Rushing	73	132
Passing	143	156
Penalty	21	13
Total Net Yards	3,962	5,052
Avg. Per Game	247.6	315.8
Total Plays	926	965
Avg. Per Play	4.3	5.2
Net Yards Rushing	1,295	2,136
Avg. Per Game	80.9	133.5
Total Rushes	391	493
Net Yards Passing	2,667	2,916
Avg. Per Game	166.7	182.3
Sacked/Yards Lost	43/372	25/153
Gross Yards	3,039	3,069
Att./Comp./Pct.	492/254/51.6	447/268/60.0
Hand Intercepted	25	17
Punts/Average	77/44.7	71/45.2
Penalties/Yards	78/661	94/734
Fumbles/Lost	31/14	37/21
Touchdowns	19	43
Rushing	6	27
Passing	10	12
Returns	3	4

Score By Period

	Q1	Q2	Q3	Q4	OT	Pts.
Team	43	68	32	53	0	196
Opponents	93	87	84	80	0	344

Scoring

	TD	R	P	R	PAT	FG	S	Pts.
G. Davis	0	0	0	0	19/19	21/30	0	82
Johnson	6	4	2	0	0/0	0/0	0	36
E. Jones	4	0	4	0	0/0	0/0	0	24
Proehl	2	0	2	0	0/0	0/0	0	12
E. Hill	0	0	0	1	0/0	0/0	0	6
R. Hill	1	0	1	0	0/0	0/0	0	6
Lynch	0	0	0	1	0/0	0/0	0	6
Saddler	1	0	0	0	0/0	0/0	0	6
Thompson	1	1	0	0	0/0	0/0	0	6
W. Williams	1	0	1	0	0/0	0/0	0	6
Team	16	6	10	3	19/19	21/30	0	196
Opponents	39	27	12	4	41/43	15/23	0	344

Passing

	Att.	Comp.	Yds.	Comp. %	Yds./Att.	TD	TD%	Int.	Int. %	Long	Sack/Lost	Rating
Beuerlein	418	258	3,164	61.7	7.57	18	4.3	17	4.1	65t	29/206	82.5
Chandler	103	52	471	50.5	4.57	3	2.9	2	1.9	27t	4/25	64.8
Hearst	1	0	0	0.0	0.00	0	0.0	1	100.0	0	0/0	0.0
Team	522	310	3,635	59.4	6.96	21	4.0	20	3.8	65t	33/231	78.0
Opponents	495	281	3,511	56.8	7.09	14	2.8	9	1.8	86	34/205	80.8

Sacks

Harvey 9, Nunn 7, Swann 4, Faulkner 2, Braxton 1, E. Hill 1, Wahler 1.
Team 25, Opponents 43.

Rushing

	No.	Yds.	Avg.	Long	TD
Johnson	196	666	3.4	21	4
Thompson	126	376	3.0	22	1
Chandler	26	111	4.3	12	0
Chandler(Phix)	8	32	4.0	12	0
Tupa	28	97	3.5	17	1
Centers	14	44	3.1	8	0
E. Jones	5	24	4.8	9	0
Gelbaugh	9	23	2.6	13	0
Proehl	3	21	7.0	17	0
Flagler	1	7	7.0	7	0
Kupp	1	5	5.0	5	0
Team	391	1,295	3.3	22	6
Opponents	493	2,136	4.3	60t	27

Receiving

	No.	Yds.	Avg.	Long	TD
E. Jones	61	957	15.7	53	4
Proehl	55	766	13.9	62t	2
R. Hill	43	495	11.5	31t	1
Johnson	29	225	7.8	51t	2
Centers	19	176	9.3	23	0
Jordan	15	127	8.5	19	0
Jackson	8	108	13.5	30	0
Flagler	8	85	10.6	17	0
Reeves	8	45	5.6	13	0
Thompson	7	52	7.4	14	0
W. Williams	1	3	3.0	3t	1
Team	254	3,039	12.0	62t	10
Opponents	268	3,069	11.5	43	12

Interceptions

	No.	Yds.	Avg.	Long	TD
McDonald	4	63	15.8	38	0
A. Williams	6	60	10.0	32	0
McDonald	5	36	7.2	13	0
Lynch	3	59	19.7	35t	1
Zordich	1	27	27.0	27	0
Duerson	1	5	5.0	5	0
Fain (Cin-Phx.)	1	1	1.0	1	0
Fain (Phx.)	0	0	0	0	0
Patterson	1	0	0.0	0	0
Team	17	187	11.0	35t	1
Opponents	25	399	16.0	79	1

Punt Returns

	Rel.	FC	Yds.	Avg.	Long	TD
Jackson	31	3	244	7.9	19	0
Centers	5	2	30	6.0	12	0
Proehl	4	0	26	6.5	14	0
Edwards	1	1	7	7.0	7	0
Team	41	6	307	7.5	19	0
Opponents	48	12	313	6.5	24	0

Kickoff Returns

	No.	Yds.	Avg.	Long	TD
Centers	16	330	20.6	39	0
Edwards	13	261	20.1	36	0
Flagler	12	208	17.3	32	0
R. Hill(Miami)	9	146	16.2	33	0
R. Hill (Phx.)	8	113	14.1	25	0
Jackson	2	41	20.5	21	0
Lomack	1	19	19.0	19	0
Team	52	972	18.7	39	0
Opponents	42	958	22.8	99t	1

Punting

	No.	Yds.	Avg.	Net	TB	In	Lo	Blk.
Camarillo	76	3,445	45.3	38.9	7	19	60	1
Team	77	3,445	44.7	38.9	7	19	60	1
Opponents	71	3,207	45.2	37.7	11	24	65	0

Field Goals

	1-19	20-29	30-39	40-49	50+
G. Davis	0-0	6-6	7-7	5-10	3-7
Team	0-0	6-6	7-7	5-10	3-7
Opponents	1-1	6-6	3-4	5-11	0-1
G. Davis: (52N, 32G), (52G, 28G, 22G, 42G), (54N), (49N, 32G, 32G, 29G), (42N, 47G), (52G, 41N, 40G, 29G), (54N), (29G, 51G, 49G, 44N), (), (), (), (35G), (43N), (), (52N, 33G, 45G, 28G, 38G), (38G).					
Opponents: (), (47G, 47N), (44N, 29G, 48G), (48N, 52N, 45N, 41G), (38N, 39G), (42G, 27G), (), (29G), (), (36G, 27G), (), (45N), (), (42N, 42G, 27G), (18G), (27G, 39G).					

Usual Starting Lineup

Offense	Defense
WRErnie Jones	LEJeff Faulkner
LTLuis Sharpe	NGJim Wahler
LGJoe Wolf	RECraig Patterson
	Yernice Smith
CBill Lewis	LILBGarth Jax
RGLance Smith	RILBEric Hill
RTTookie Robbins	ROLBKen Harvey
TEWalter Reeves	LCBAeneas Williams
WRRicky Proehl	RCBLorenzo Lynch
QBTom Tupa	RCBLorenzo Lynch
H-BTim Jordan	Aeneas Williams
RBJohnny Johnson	SSTim McDonald
KGreg Davis	FSMichael Zordich
	PRich Camarillo

Notes

Encouragement from 4-0 preseason record and 2-0 start to regular season quickly dissipates as Cards drop 12 of next 14 games to finish 4-12, the most losses in franchise history ... QB **Tim Tim Rosenbach** suffers ruptured anterior cruciate ligament in right knee in non-contact drill during evening practice Aug. 21 and misses season after reconstructive surgery ... Cards gamble in first round of NFL Draft by selecting DT **Eric Swann** despite no college playing experience ... little-known Southern University walk-on CB **Aeneas Williams**, picked in third round, starts 15 of 16 games and his six interceptions share NFC lead, making him the first rookie cornerback to achieve the feat since the Cowboys' **Everson Walls** (11) in 1991 ... LB **Eric Hill** returns a fumble 85 yards for a touchdown in season-opener at L.A. Rams Sept. 1, one of a team-record five Card fumble recoveries.

Final NFC East Standings

Team	W	L	T	Pct.	Pts.	OP
Washington	14	2	0	.875	485	224
Dallas	11	5	0	.688	342	310
Philadelphia	10	6	0	.625	285	244
N.Y. Giants	8	8	0	.500	281	237
Phoenix	4	12	0	.250	196	344

*Top NFC playoff seed

*Wild-card playoff qualifiers

1992 (4-12)**Head Coach Joe Bugel**

Sept. 6	At Tampa Bay	L	7-23	41,315
Sept. 13	Philadelphia	L	14-31	42,533
Sept. 20	At Dallas	L	20-31	62,575
Sept. 27	Open Date			
Oct. 4	Washington	W	27-24	34,488
Oct. 11	At N.Y. Giants	L	21-31	70,042
Oct. 18	New Orleans	L	21-30	27,735
Oct. 25	At Phila.	L	3-41	53,541
Nov. 1	S.F.	W	24-14	47,642
Nov. 8	At L.A. Rams	W	20-14	40,788
Nov. 15	At Atlanta	L	17-20	58,477
Nov. 22	Dallas	L	10-16	72,439
Nov. 29	At Washington	L	3-41	53,541
Dec. 6	San Diego	L	21-27	26,880
Dec. 12	N.Y. Giants	W	19-0	28,452
Dec. 20	At Indpls.	L	13-16	46,763
Dec. 27	Tampa Bay	L	3-27	29,645

243-332
Home: 3-5 (309,814), Away: 1-7 (438,177)

Team Statistics

	Cards	Opp.
Total First Downs	277	281
Rushing	88	101
Passing	161	163
Penalty	28	17
Total Net Yards	4,577	5,126
Avg. Per Game	286.1	320.4
Total Plays	948	915
Avg. Per Play	4.8	5.6
Net Yards Rushing	1,491	1,635
Avg. Per Game	93.2	102.2
Total Rushes	395	436
Net Yards Passing	3,086	3,491
Avg. Per Game	192.9	216.2
Sacked/Yards Lost	36/258	27/196
Gross Yards	3,344	3,687
Att./Comp./Pct.	517/298/57.6	452/276/61.1
Had Intercepted	24	16
Punts/Average	58/42.8	62/42.6
Penalties/Yards	85/722	101/826
Fumbles/Lost	26/18	25/12
Touchdowns	29	40
Rushing	11	13
Passing	15	24
Returns	3	3

Score By Period

	Q1	Q2	Q3	Q4	OT	Pts.
Team	58	70	43	72	0	243
Opponents	62	108	88	74	0	332

Scoring

	TD	R	P	R	PAT	FG	S	Pts.
G. Davis	0	0	0	0	26/28	13/26	0	67
Johnson	6	6	0	0	0/0	0/0	0	36
E. Jones	4	0	4	0	0/0	0/0	0	24
R. Hill	3	0	3	0	0/0	0/0	0	18
Massey	3	0	3	0	0/0	0/0	0	18
Proehl	3	0	3	0	0/0	0/0	0	18
Bailey	2	1	1	0	0/0	0/0	0	12
Brown	2	2	0	0	0/0	0/0	0	12
Centers	2	0	2	0	0/0	0/0	0	12
Chandler	1	1	0	0	0/0	0/0	0	6
Edwards	1	0	1	0	0/0	0/0	0	6
Jackson	1	0	1	0	0/0	0/0	0	6
Thompson	1	1	0	0	0/0	0/0	0	6
Swann	0	0	0	0	0/0	0/0	1	2

Passing

	Att.	Comp.	Yds.	Comp. %	Yds./Att.	TD	TD %	Int.	Int. %	Long	Sack/Lost	Rating
Chandler	413	245	2,832	59.3	6.86	15	3.6	15	3.6	721	29/226	77.1
Rosenbach	92	49	483	53.3	5.25	0	0.0	6	6.5	45	7/32	41.2
Sacca	11	4	29	36.4	2.64	0	0.0	2	18.2	16	0/0	5.3
Proehl	1	0	0	0.0	0.00	0	0.0	1	100.0	0	0/0	0.0
Team	517	298	3,344	57.6	6.47	15	2.9	24	4.6	721	36/258	67.4
Opponents	452	276	3,687	61.1	8.16	24	5.3	16	3.5	871	27/196	89.9

Scoring (cont.)

	TD	R	P	R	PAT	FG	S	Pts.
Camarillo	0	0	0	0	0/1	0/0	0	0
Team	29	11	15	3	28/29	13/26	1	243
Opponents	40	13	24	3	38/40	18/28	0	332

Sacks

Harvey, 6.0; M. Jones, 6.0; Nunn, 4.0; Bankston, 2.0; R. Davis, 2.0; Ruckett, 2.0; Swann, 2.0; Hyche, 1.0; J. Jones, 1.0; Faulkner, 0.5; McDonald, 0.5.
Team 27.0, Opponents 36.0

Rushing

	No.	Yds.	Avg.	Long	TD
Johnson	178	734	4.1	42t	6
Bailey	52	233	4.5	15	1
Brown	68	194	2.9	13	2
Chandler	38	149	4.1	18	1
Centers	37	139	3.8	28	0
Proehl	3	23	7.7	10	0
Rosenbach	9	11	1.2	10	0
Thompson	8	6	1.0	6	1
R. Hill	1	4	4.0	4	0
Blount	1	-1	-1.0	-1	0
E. Jones	2	-3	-1.5	1	0
Team	395	1,491	3.8	42t	11
Opponents	436	1,635	3.8	63t	13

Receiving

	No.	Yds.	Avg.	Long	TD
Proehl	60	774	12.4	63t	3
R. Hill	58	861	14.8	49	3
Centers	50	417	8.3	26	2
E. Jones	38	559	14.7	72t	4
Bailey	33	331	10.0	34	1
Edwards	14	147	10.5	25t	1
Johnson	14	103	7.4	26	0
Rolle	13	64	4.9	12	0
Brown	7	54	7.7	18	0
Reeves	6	28	4.7	12	0
Blount	3	18	6.0	18	0
Ware	1	13	13.0	13	0
Jackson	1	5	5.0	5t	1
Team	298	3,344	11.2	72t	15
Opponents	276	3,687	13.4	87t	24

Interceptions

	No.	Yds.	Avg.	Long	TD
Massey	5	147	29.4	46t	3
Zordich	3	37	12.3	23	0
A. Williams	3	25	8.3	23	0
McDonald	2	35	17.5	20	0
D. Davis	2	27	13.5	27	0
J. Jones	1	27	27.0	27	0
Team	16	298	18.6	46t	3
Opponents	24	279	11.6	65	1

Punt Returns

	Ret.	FC	Yds.	Avg.	Long	TD
Bailey	20	8	263	13.2	65	0
Blount	13	4	101	7.8	16	0
Team	33	12	364	11.0	65	0
Opponents	22	11	141	6.4	26	0

Kickoff Returns

	No.	Yds.	Avg.	Long	TD
Bailey	28	690	24.6	63	0
Blount	11	251	22.8	52	0
Edwards	8	143	17.9	24	0
Jackson	1	17	17.0	17	0
Rolle	1	10	10.0	10	0
L. Smith	2	16	8.0	13	0
Team	51	1,127	22.1	63	0
Opponents	42	767	18.3	43	0

Punting

	No.	Yds.	Avg.	Net	TB	In20	Lg	Bk
Camarillo	54	2,317	42.9	89.6	2	23	73	0
G. Davis	4	167	41.8	36.8	1	0	52	0
Team	58	2,484	42.8	39.4	3	23	73	0
Opponents	62	2,656	42.8	34.7	1	13	62	0

Field Goals

	1-19	20-29	30-39	40-49	50+
G. Davis	0-0	6-10	3-4	4-9	0-3
Team	0-0	6-10	3-4	4-9	0-3
Opponents	1-1	6-6	5-9	4-9	2-3
G. Davis: (), (48N), (22G, 42G), (), (), (), (24N, 34G), (29N, 33G), (51N, 21G, 31G, 45N), (56B, 49G, 48N, 53N), (20G), (42G, 29N), (25N), (26G), (28G, 48G), (21G, 48N, 43N, 33N).					
Opponents: (40G, 45G, 38G, 23G), (33G), (33B, 29G), (33G, 40N), (49N, 32G), (52G), (46N, 42N), () (), (27G, 35G), (28G), (32G, 18G), (50G, 43G), (), (26G, 59N, 28G, 42G), (40N, 33N, 36N).					

Usual Starting Lineup

Offense	Defense
WR.....Randal Hill	LE.....Jeff Faulkner
.....Ernie JonesEric Swarlin
LT.....Luis Sharpe	DT.....Jim Wahler
LG.....Mark MayMichael Bankston
C.....Danny Villa	DT.....Mike Jones
.....Bill LewisKeith Rucker
RG.....Lance Smith	RE.....Freddie Joe Nunn
RT.....Rick CunninghamReuben Davis
.....Danny Villa	ILB.....Tyrone Stowe
TE.....Walter Reeves	OLB.....Eric Hill
WR.....Ricky Proehl	OLB.....Ken Harvey
QB.....Tim Rosenbach	LB/DB.....Lorenzo Lynch
.....Chris Chandler	LCB.....Robert Massey
H-B.....Butch Rolle	RCB.....Aeneas Williams
RB.....Johnny Johnson	SS.....Tim McDonald
Ivory Lee Brown	FS.....Michael Zordich
K.....Greg Davis	P.....Rich Camarillo

Notes

Despite considerable improvement on both offense and defense, Cards lose six consecutive games by six points or less to post a second consecutive 4-12 season ... defense allows fewest rushing yards (1,835) in 24 seasons (1,558, 1968) and fewest points (332) since 1978 (298) ... CB Robert Massey becomes 17th player in NFL history to return two interceptions for touchdowns in one game (31 and 41 yards in fourth quarter Oct. 4 vs. Washington) ... Pro Bowl P Rich Camarillo narrowly misses becoming the first player in NFL history to achieve a 40-yard net punting average with a 39.6-yard net mark.

Final NFC East Standings

Team	W	L	T	Pct.	Pts.	OP
Dallas	13	3	0	.813	409	243
Philadelphia	11	5	0	.688	384	245
Washington	9	7	0	.563	300	255
N.Y. Giants	6	10	0	.375	306	367
Phoenix	4	12	0	.250	243	332

*Wild-card playoff qualifiers

1993 (7-9)

Head Coach Joe Bugel

Sept. 5	At Philadelphia	L	17-23	59,831
Sept. 12	At Washington	W	17-10	53,525
Sept. 19	Dallas	L	10-17	73,025
Sept. 26	At Detroit	L	20-26	57,180
Oct. 3	Open Date			
Oct. 10	New England	L	21-23	36,115
Oct. 17	Washington	W	36-6	48,143
Oct. 24	At S.F.	L	14-28	62,020
Oct. 31	New Orleans	L	17-20	36,778
Nov. 7	Philadelphia	W	16-3	41,634
Nov. 14	At Dallas	L	15-20	64,224
Nov. 21	Open Date			
Nov. 28	At N.Y. Giants	L	17-19	59,979
Dec. 5	L.A. Rams	W	38-10	33,964
Dec. 12	Detroit	L	14-21	39,393
Dec. 19	At Seattle (OT)	W	30-27	45,737
Dec. 26	N.Y. Giants	W	17-6	53,414
Jan. 2	At Atlanta	W	27-10	44,360
326-269				
Home: 4-4 (362,466). Away: 3-5 (446,856).				

Team Statistics

	Cards	Opp.
Total First Downs	295	278
Rushing	107	106
Passing	173	158
Penalty	15	14
Total Net Yards	5,213	5,167
Avg. Per Game	325.8	322.9
Total Plays	1,007	952
Avg. Per Play	5.2	5.4
Net Yards Rushing	1,809	1,861
Avg. Per Game	113.1	115.3
Total Rushes	452	433
Net Yards Passing	3,404	3,306
Avg. Per Game	212.8	206.6
Sacked/Yards Lost	33/231	34/205
Gross Yards	3,635	3,511
Att./Comp./Pct.	522/310/59.4	495/281/56.8
Held Intercepted	20	9
Points/Average	73/43.7	78/42.7
Penalties/Yards	77/644	95/730
Fumbles/Lost	23/11	27/17
Touchdowns	37	27
Rushing	12	13
Passing	21	14
Returns	4	0

Score By Period

	Q1	Q2	Q3	Q4	OT	Pts.
Team	54	98	79	92	3	326
Opponents	58	84	53	74	0	269

Scoring

	TD	R	P	R	PAT	FG	S	Pts.
G. Davis	0	0	0	0	37/37	21/28	0	100
Moore	9	9	0	0	0/0	0/0	0	54
Proehl	7	0	7	0	0/0	0/0	0	42
Clark	4	0	4	0	0/0	0/0	0	24
R. Hill	4	0	4	0	0/0	0/0	0	24
Centers	3	0	3	0	0/0	0/0	0	18
Bailey	2	1	0	1	0/0	0/0	0	12
Williams	2	0	2	0	0/0	0/0	0	12
Blount	1	1	0	0	0/0	0/0	0	6
Edwards	1	0	1	0	0/0	0/0	0	6
Hearst	1	0	1	0	0/0	0/0	0	6
Lynch	1	0	1	0	0/0	0/0	0	6
Reeves	1	0	1	0	0/0	0/0	0	6
Rolle	1	0	1	0	0/0	0/0	0	6
Swann	0	0	0	0	0/0	0/0	0	2
Team	37	12	21	4	37/37	21/28	2	326
Opponents	27	13	14	0	27/27	26/35	1	269

Passing

	Att.	Comp.	Yds.	Comp. %	Yds./Att.	TD	TD%	Int.	Int. %	Long	Sack/Lost	Rating
Beuerlein	418	258	3,164	61.7	7.57	18	4.3	17	4.1	651	29/206	62.5
Chandler	103	52	471	50.5	4.57	3	2.9	2	1.9	271	4/25	64.8
Hearst	1	0	0	0.0	0.00	0	0.0	1	100.0	0	0/0	0.0
Team	522	310	3,635	59.4	6.96	21	4.0	20	3.8	651	33/231	76.0
Opponents	495	281	3,511	56.8	7.09	14	2.8	9	1.8	86	34/205	80.8

Sacks

Harvey 9.5, Nunn 6.5, Swann 3.5, Bankston 3, Booty 3, M. Jones 3, Stowe 1.5, R. Davis 1, E. Hill 1, Lynch 1, Oldham 1.

Team 34.0, Opponents 33.0

Rushing

	No.	Yds.	Avg.	Long	TD
Moore	263	1,018	3.9	20	9
Hearst	76	264	3.5	57	1
Bailey	49	253	5.2	31	1
Centers	25	152	6.1	33	0
Proehl	8	47	5.9	17	0
Beuerlein	22	45	2.0	20	0
Blount	5	28	5.6	7	1
Chandler	3	2	0.7	1	0
Camarillo	1	0	0.0	0	0
Team	452	1,809	4.0	57	12
Opponents	433	1,861	4.3	48	13

Receiving

	No.	Yds.	Avg.	Long	TD
Centers	66	603	9.1	29	3
Proehl	65	877	13.5	511	7
Clark	63	818	13.0	55	4
R. Hill	35	519	14.8	581	4
Bailey	32	243	7.6	30	0
Edwards	13	326	25.1	651	1
Rolle	10	67	6.7	22	1
Reeves	9	67	7.4	18	1
Hearst	6	18	3.0	9	0
Blount	5	36	7.2	9	0
Ware	3	45	15.0	27	0
Moore	3	16	5.3	6	0
Team	310	3,635	11.7	651	21
Opponents	281	3,511	12.5	86	14

Interceptions

	No.	Yds.	Avg.	Long	TD
Lynch	3	13	4.3	13	0
Williams	2	87	43.5	461	1
Booty	2	24	12.0	19	0
Oldham	1	0	0.0	0	0
Zordich	1	0	0.0	0	0
Team	9	124	13.8	461	1
Opponents	20	143	7.2	37	0

Punt Returns

	Ret.	FC	Yds.	Avg.	Long	TD
Bailey	35	5	262	8.1	581	1
Blount	9	3	90	10.0	25	0
Edwards	3	3	12	4.0	11	0
Team	47	11	384	8.2	581	1
Opponents	30	19	267	8.9	33	0

Kickoff Returns

	No.	Yds.	Avg.	Long	TD
Bailey	31	699	22.5	48	0
Blount	8	163	20.4	27	0
Edwards	3	51	17.0	20	0
Lofton	1	18	18.0	18	0
Smith	1	11	11.0	11	0
Moore	1	9	9.0	9	0
Team	45	951	21.1	48	0
Opponents	51	994	19.5	61	0

Punting

	No.	Yds.	Avg.	Net	Bk In20	Lg Bk
Camarillo	73	3,189	43.7	37.8	8	23
Team	73	3,189	43.7	37.8	8	23
Opponents	78	3,333	42.7	36.8	4	23

Field Goals

	1-19	20-29	30-39	40-49	50+
G. Davis	1-1	11-11	1-1	4-10	4-5
Team	1-1	11-11	1-1	4-10	4-5
Opponents	1-1	11-12	7-10	6-9	1-3
G. Davis: (24G), (53G, 47N), (20G), (54G, 30G), (1) (23G, 45G), (1), (28G, 49N), (23G, 20G, 29G, 47N, 40N), (19G, 47G), (47G), (27G), (44B), (41B, 50G, 55G, 41G), (53N, 20G), (29G, 20G), (32N), (23G), (23G, 50N), (44G, 22G, 33G, 43N, 38G, 43B), (37N, 29G, 23G, 31G), (43G, 38G), (1), (48G, 38G), (27G, 27N), (44G, 43G), (22G, 37G, 22G, 54G), (22G, 56B), (1), (37G, 47G, 39N), (19G, 22G, 42N), (24G).					

Usual Starting Lineup

Offense	Defense
WR Gary Clark	LE Michael Bankston
Randal Hill	Freddie Joe Nunn
LT Luis Sharpe	LT Eric Swann
LG Mark May	RT Keith Rucker
Joe Wolf	RE Reuben Davis
C Ed Cunningham	Freddie Joe Nunn
RG Lance Smith	ILB Eric Hill
RT Rick Cunningham	ILB Tyrone Stowe
TE Walter Reeves	Ken Harvey
WR Ricky Proehl	LCB Aeneas Williams
QB Steve Beuerlein	RCB Robert Massey
H-B Larry Centers	S Dave Duerson
Butch Rogers	Lorenzo Lynch
RB Ronald Moore	SS John Booty
Garrison Hearst	FS Chuck Cecil
K Greg Davis	Lorenzo Lynch
P Rich Camarillo	

Notes

A 5-3 record and three consecutive victories to finish season 7-9 are not enough to save Head Coach Joe Bugel's job ... rushing offense improves from 26th (1992) to sixth overall and scoring jumps from 24th to fourth ... defensively, six opponents held to 10 points or less, a Cardinal first since 1936 ... first-round draft pick RB Garrison Hearst suffers season-ending knee injury in sixth game ... Pittsburgh (Kan.) State rookie RB Ronald Moore rushes for 1,018 yards and leads all NFL rookies with nine touchdowns ... Moore becomes only fifth rookie in NFL history to tally four rushing touchdowns in one game (vs. L.A. Rams, Dec. 5) ... franchise-record crowd of 73,025 sees Cards lose 17-10 to Dallas on Sept. 19 ... Cards snap 14-game losing streak at R.F.K. Stadium with a 17-10 victory Sept. 12, their first success since 1978.

Final NFC East Standings

Team	W	L	T	Pct.	Pts.	OP
Dallas	12	4	0	.750	376	229
N.Y. Giants	11	5	0	.688	288	205
Philadelphia	8	8	0	.500	293	315
Phoenix	7	9	0	.438	326	269
Washington	4	12	0	.250	230	345

#Top NFC playoff seed

*Wild-card playoff qualifier

1994 (8-8)

Head Coach Buddy Ryan

Sept. 4	At L.A. Rams	L	12-14	32,969
Sept. 11	N.Y. Giants	L	17-20	60,066
Sept. 18	At Cleveland	L	0-32	62,816
Sept. 25	Open Date			
Oct. 2	Minnesota	W	17-7	67,950
Oct. 9	At Dallas	L	3-38	64,518
Oct. 16	At Wash. (OT)	W	19-16	50,019
Oct. 23	Dallas	L	21-28	71,023
Oct. 30	Pitt. (OT)	W	20-17	65,690
Nov. 6	At Phila.	L	7-17	64,952
Nov. 13	At N.Y. Giants	W	10-9	71,719
Nov. 20	Philadelphia	W	12-6	62,779
Nov. 27	Chicago (OT)	L	16-19	65,922
Dec. 4	At Houston	W	30-12	39,821
Dec. 11	Washington	W	17-15	53,790
Dec. 18	Cincinnati	W	28-7	50,110
Dec. 24	At Atlanta	L	6-10	35,311

Home: 5-3 (497.330), Away: 3-5 (422.127)

Team Statistics

	Cards	Opp.
Total First Downs.....	287	245
Rushing	90	71
Passing	169	144
Penalty	28	30
Total Net Yards.....	4,607	4,408
Avg. Per Game	267.9	275.5
Total Plays	1,052	909
Avg. Per Play	4.4	4.8
Net Yards Rushing.....	1,560	1,370
Avg. Per Game	97.5	85.6
Total Rushes	480	409
Net Yards Passing.....	3,047	3,038
Avg. Per Game	190.4	189.9
Sacked/Yards Lost	34/237	35/272
Gross Yards	3,284	3,310
Att./Comp./Pct.	538/287/53.3	465/234/50.3
Had Intercepted	19	23
Punts/Average.....	98/40.8	90/40.9
Penalties/Yards.....	122/1,090	108/800
Fumbles/Lost.....	25/10	28/13
Touchdowns.....	24	31
Rushing	12	7
Passing	11	19
Returns	1	

Score By Period

	Q1	Q2	Q3	Q4	OT	Pts.
Team	41	66	18	104	6	235
Opponents	74	83	62	45	3	267

Scoring

	TD	R	P	RAT	FG	S	Pts.
Davis	0	0	0	0/7/17	20/26	0	77
Centers	7	5	2	0/0	0/0	0	42
Moore *	5	4	1	0/0	0/0	0	32
Proehl	5	0	5	0/0	0/0	0	30
Peterson.....	0	0	0	0/0	4/4	2/4	10
Beurlein....	1	1	0	0/0	0/0	0	6
Clark	1	0	1	0/0	0/0	0	6
Hearst	1	1	0	0/0	0/0	0	6
"MacAfee"	1	1	0	0/0	0/0	0	6
"McCants"	1	0	0	0/0	0/0	0	6
"McCants**"	1	0	1	0/0	0/0	0	6
Reeves	1	0	1	0/0	0/0	0	6
Ware	1	0	1	0/0	0/0	0	6
Swarin	0	0	0	0/0	0/0	1	2
Team	24	12	11	21/21	22/30	1	235
Opponents ...	31	7	9	28/29	15/24	3	267
*NFL **Cardinals							
Two-Point Conversions: Moore.							
Team 1-3 Opponents 1-2.							

Passing

	Alt.	Comp.	Yds.	Comp. %	Yds/Att.	TD	20%	Int.	Int. %	Long	Sack/Lost	Rating
Bauerlein	255	130	1,545	51.0	6.06	5	2.0	9	3.5	63	20/129	61.6
Schroeder	238	133	1,510	55.9	6.34	4	1.7	7	2.9	481	11/85	68.4
McMahon	43	23	219	53.5	5.09	1	2.3	3	7.0	35	3/23	46.6
Hearst	1	1	10	100.0	10.00	1	100.0	0	0.0	101	0/0	147.9
Moore	1	0	0	0.0	0.00	0	0.0	0	0.0	0	0/0	39.6
Team	538	287	3,284	53.3	6.10	11	2.0	19	3.5	63	34/237	64.1
Opponents	465	234	3,310	50.3	7.12	19	4.1	23	4.9	851	35/272	66.6

Sacks

Swann 7, Bankston 7, Joyner 6, Simmons 6,
Miller 3, E. Hill 1.5, Hoage 1, Marshall 1,
McCants (NFL) 1, McCants (Cardinals) 1,
Wilson (NFL) 1, Wilson (Cardinals) 1, Lynch 0.5.
Team 35.0. Opponents 34.0.

Rushing

	No.	Yds.	Avg.	Long	TD
Moore	232	780	3.4	24	4
Centers	115	336	2.9	17	0
Higgs (NFL)	62	195	3.1	21	0
Higgs (AZ)	43	127	3.0	16	0
Hearst	37	169	4.6	36	1
Schroeder	16	59	3.7	16	0
Beuterlein	22	39	1.8	19	1
McMahon	6	32	5.3	17	0
Levy	3	15	5.0	22	0
Feagles	2	8	4.0	12	0
Samuels	1	1	1.0	1	0
Reeves	1	-1	-1.0	-1	0
McAfee (AZ)	2	-5	-2.5	-2	1
Team	480	1,560	3.3	36	12
Opponents	409	1,370	3.3	26	12

Receiving

	No.	Yds.	Avg.	Long	TD
Centers	77	647	8.4	36	2
Proehl	51	651	12.8	63	6
Clark	50	771	15.4	45	1
R.Hill	38	544	14.3	51	0
Ware	17	171	10.1	33	1
Reeves	14	202	14.4	33	1
Farr	12	96	8.0	16	0
Samuels	8	57	7.1	17	0
Moore	8	52	6.5	18	1
Hearst	6	49	8.2	29	0
Levy	4	35	8.8	15	0
Robinson	1	5	5.0	5	0
McAtee(AZ)	1	4	4.0	4	0
Team	287	3,284	11.4	63	19
Opponents	234	3,310	14.1	85	11

Intercensions

	No.	Yds.	Avg.	Long	TD
A. Williams	9	89	9.9	43	0
J. Williams	4	48	12.0	29	0
Hoage	3	64	21.3	41	0
Joyner	3	2	0.7	2	0
Lynch	2	35	17.5	23	0
McCants (NFL)	1	46	46.0	46	1
McCants (AZ)	1	46	46.0	46	1
Swann	1	0	0.0	0	0
Marshall	0	13	0.0	13	0
Team	23	297	12.9	46	1
Opponents	19	262	13.8	93	1

Punt Returns

	Ret.	FC	Yds.	Avg.	Long	TD
Robinson	41	12	285	7.0	23	0
Reeves	1	1	1	1.0	1	0
Team	42	13	286	6.8	23	0
Opponents	40	22	270	6.8	16	0

Kickoff Returns

	No.	Yds.	Avg.	Long	TD
Levy	26	513	19.7	31	0
Robinson	12	231	19.3	33	0
McAfee	7	113	16.1	29	0
Heneseey	6	108	18.0	25	0
Reeves	3	83	27.7	53	0
Higgs (NFL)	2	25	12.5	17	0

Kickoff Returns (cont.)

	No.	Yds.	Avg.	Long	TD
Higgs (AZ)	2	25	12.5	17	0
Samuels	1	6	6.0	6	0
Team	57	1,079	18.9	53	0
Opponents	53	1,214	22.9	87t	1

Punting

	No.	Yds.	Avg.	Net	TB	In20	Lg	Blk
Feagles	98	3,997	40.8	36.0	10	33	54	0
Team	98	3,997	40.8	36.0	10	33	54	0
Opponents	90	3,677	40.9	35.7	9	29	58	1

Field Goals

[illegible]

Usual Starting Lineup

Offense	Defense
WR Randal Hill	LE Michael Bankston
LT Luis Sharpe	LT Eric Swann
Ben Coleman	RT Bernard Wilson
LG Ernest Dye	RE Clyde Simmons
C Ed Cunningham	LLB Seth Joyce
RG Ben Coleman	MLB Eric Hill
Anthony Redmon	RLB Wilber Marshall
RT Rick Cunningham	LCB Aensias Williams
Joe Wolf	RCB James Williams
TE Derek Ware	SS Lorenzo Lynch
WR Ricky Proehl	FS Terry Hoage
QB Steve Beuerlein	P Jeff Fagles
Jay Schroeder	
FB Larry Centers	
RB Ronald Moore	
K Greg Davis	

Notes

Colorful **Buddy Ryan** named head coach and general manager ... season-ticket sales nearly double to over 48,000 ... Sun Devil Stadium sells out three times and Cards establish franchise single-season attendance mark of 497,330, an average of 62,166 ... saddled with 0-3 start, Cards win five of last seven games to finish 9-8, their first non-losing record since 1984 ... defense ranks third in league ... highest in 25 years ... and Cards' 36 takeaways lead NFC ... offense leads league in time of possession ... and 23 touchdowns are fewest in NFL ... 10-game losing streak in Giants Stadium snapped with 10-9 win Nov. 13 ... Vikius Ciri Carter sets opponent single-game mark with 14 pass receptions Oct. 2 ... **Aeneas Williams** earns first Pro Bowl berth.

Final NFC East Standings

Team	W	L	T	Pct.	Pts.	QB
Dallas	12	4	0	.750	414	248
N.Y. Giants	9	7	0	.563	279	305
Arizona	8	8	0	.500	235	267
Philadelphia	7	9	0	.438	308	308
Washington	3	13	0	.188	320	412

1995 (4-12)

Head Coach Buddy Ryan

Sept. 3	At Washington	L	7-27	52,731
Sept. 10	Philadelphia	L	19-31	45,004
Sept. 17	At Detroit	W	20-17	58,727
Sept. 24	At Dallas	L	20-34	64,560
Oct. 1	Kansas City	L	3-24	50,211
Oct. 8	At N.Y. Giants (OT)	L	21-27	68,463
Oct. 15	Washington	W	24-20	42,370
Oct. 22	Open Date			
Oct. 29	Seattle (OT)	W	20-14	39,600
Nov. 5	At Denver	L	6-38	71,488
Nov. 12	Minnesota (OT)	L	24-30	51,342
Nov. 19	At Carolina	L	7-27	49,582
Nov. 26	Atlanta (OT)	W	40-37	35,147
Nov. 30	N.Y. Giants	L	6-10	44,246
Dec. 9	At San Diego	L	25-28	55,258
Dec. 17	At Philadelphia	L	20-21	62,076
Dec. 25	Dallas	L	13-37	72,394

275-422

Home: 9-5 (380,314); Away: 1-7 (482,865).

Team Statistics

	Cards	Opp.
Total First Downs	285	310
Rushing	65	105
Passing	184	180
Penalty	36	25
Total Net Yards	4,866	5,704
Avg. Per Game	304.1	356.5
Total Plays	1,002	995
Avg. Per Play	4.9	5.7
Net Yards Rushing	1,363	2,249
Avg. Per Game	85.2	140.6
Total Rushes	387	503
Net Yards Passing	3,503	3,455
Avg. Per Game	216.9	215.9
Sacked/Yards Lost	55/390	31/200
Gross Yards	3,893	3,655
Att./Comp./Pct.	560/327/58.4	461/264/57.3
Had Intercepted	24	19
Punts/Average	72/43.8	62/43.5
Penalties/Yards	119/835	117/860
Fumbles/Lost	41/19	39/23
Touchdowns	26	53
Rushing	3	14
Passing	17	33
Returns	6	6

Score By Period

	Q1	Q2	Q3	Q4	OT	Pts.
Team	35	108	53	70	9	275
Opponents	75	136	109	90	12	422

Scoring

	TD	R	P	R	PAT	FG	S	Pts.
G. Davis	0	0	0	0	19/19	30/39	0	109
Moore	5	0	0	0	0	0	0	32
Centers	4	2	2	0	0	0	0	24
Williams	3	0	0	0	0	0	0	18
Sanders	2	0	2	0	0	0	0	16
Edwards	2	0	2	0	0	0	0	12
Gaines	2	0	2	0	0	0	0	12
Hearst	2	1	1	0	0	0	0	12
McBride	2	0	2	0	0	0	0	12
Anderson	1	0	1	0	0	0	0	10
Lynch	1	0	0	1	0	0	0	6

Passing

	Att.	Comp.	Yds.	Comp. %	Yds./Att.	TD	TD%	Int.	Int. %	Long	Sack/Lost	Rating
Krieg	521	304	3,554	58.3	6.82	16	3.1	21	4.0	48	53/380	72.6
Buck	32	20	271	62.5	8.47	1	3.1	0	0.0	28	2/10	99.9
Case	2	1	19	50.0	9.50	0	0.0	1	50.0	19	0/0	43.6
Hearst	2	1	16	50.0	8.00	0	0.0	0	0.0	16	0/0	77.1
Moore	2	1	33	50.0	16.50	0	0.0	1	50.0	33	0/0	56.3
Centers	1	0	0	0.0	0.00	0	0.0	1	100.0	0	0/0	0.0
Team	560	327	3,893	58.4	6.95	17	3.0	24	4.3	48	55/390	72.0
Opponents	461	264	3,655	57.3	7.93	33	7.2	19	4.1	731	31/200	89.5

Scoring (cont.)

	TD	R	P	R	PAT	FG	S	Pts.
McCants	1	0	0	1	0/0	0/0	0	6
Simmons	1	0	0	1	0/0	0/0	0	6
Team	26	3	17	6	19/19	30/39	0	275
Opponents	53	14	33	6	50/51	18/25	0	422

Two-Point Conversions: Anderson 2, Sanders 2, Moore 1.

Team 5-6, Opponents 0-0

Sacks

Simmons 11, Swann 8.5, Banksion 2.0, Hill 2.0, Hoage 1.0, Irving 1.0, Joyner 1.0, Lynch 1.0, Miller 1.0, Wilson 1.0, Alexander 0.5, C. Brown 0.5, McCants 0.5.

Team 31.0, Opponents 55.0

Rushing

	No.	Yds.	Avg.	Long	TD
Hearst	284	1,070	3.8	38	1
Centers	78	254	3.3	20	2
Krieg	19	29	1.5	17	0
Case	1	4	4.0	-4	0
Feagles	2	4	2.0	4	0
Lassiter	1	1	1.0	1	0
Sanders	1	1	1.0	1	0
Buck	1	0	0.0	0	0
Johnson	2	-2	-1.0	0	0
Team	387	1,363	3.5	38	3
Opponents	503	2,249	4.5	761	14

Receiving

	No.	Yds.	Avg.	Long	TD
Centers	101	962	9.5	32	2
Moore	63	907	14.4	45	5
Sanders	52	885	17.0	48	2
Edwards	29	417	14.4	281	2
Hearst	29	243	8.4	39	1
Gaines	14	117	8.4	221	2
McBride	13	112	8.6	24	2
Dowdell	10	96	9.6	23	0
Reeves	6	62	10.3	22	0
Fann	5	41	8.2	13	0
Anderson	3	34	11.3	18	1
Samuels	2	19	9.5	12	0
Team	327	3,893	11.9	48	17
Opponents	264	3,655	13.8	731	33

Interceptions

	No.	Yds.	Avg.	Long	TD
Williams	6	86	14.3	481	2
Joyner	3	9	3.0	11	0
Hunter	2	21	10.5	21	0
Alexander	2	14	7.0	14	0
Hoage	2	0	0.0	0	0
Lynch	1	72	72.0	721	1
Banksion	1	28	28.0	28	0
Simmons	1	25	25.0	251	1
Paul	1	4	4.0	4	0
Team	19	259	13.6	721	4
Opponents	24	307	12.8	581	4

Punt Returns

	Ret.	FC	Yds.	Avg.	Long	TD
Edwards	16	11	131	7.3	16	0
Reeves	4	0	41	10.3	14	0
Dowdell	1	0	0	0.0	0	0
Team	23	11	172	7.5	16	0
Opponents	32	14	242	7.6	25	0

Kickoff Returns

	No.	Yds.	Avg.	Long	TD
Terry	37	808	21.8	52	0
Dowdell	18	344	19.1	28	0
Johnson(NFL)	11	259	23.5	70	0
Johnson(AZ)	11	259	23.5	70	0
Edwards	3	50	16.7	24	0

Kickoff Returns (cont.)

	No.	Yds.	Avg.	Long	TD
Higgs	2	26	13.0	17	0
Anderson	1	17	17.0	17	0
Centers	1	15	15.0	15	0
Team	73	1,519	20.8	70	0
Opponents	65	1,593	24.5	921	2

Punting

	No.	Yds.	Avg.	Net	TB	In20	Lg	Blk.
Feagles	72	3,150	43.8	38.2	8	20	60	0
Team	72	3,150	43.8	38.2	8	20	60	0
Opponents	62	2,694	43.5	38.1	8	21	65	0

Field Goals

	1-19	20-29	30-39	40-49	50+
Davis	1-1	13-14	9-10	6-8	1-6
Team	1-1	13-14	9-10	6-8	1-6
Opponents	0-0	8-8	5-7	3-7	2-3

Davis: (51N), (21G, 29G), (55G, 41G, 25G, 25G), (54N, 31G, 19G), (48G), (23G, 57N, 36G, 50N), (24G), (27B), (31G, 20G, 54G), (39G, 44G, 44G), (1), (44G, 29G, 23G, 45N, 26G), (44G, 28G) (37N, 36G), (37G, 35G, 37G, 35G, 47N), (21G, 23G).

Opponents: (36G, 22G), (51N, 43G), (21G) (25G, 30G), (28G), (1), (38G, 25G), (43G), (53G) (43G, 32N), (37B, 42G, 30G), (21G), (46N, 51G, 47B), (1), (48B) (39G, 23G, 24G).

Usual Starting Lineup

Offense	Defense
WR.....Rob Moore	LE.....Michael Banksion
LT.....Ernest Dye	LT.....Eric Swann
.....Larry Tharpe	RT.....Bernard Wilson
LG.....Duval Love	RE.....Clyde Simmons
C.....Ed Cunningham	LLB.....Seth Joyner
.....Jamie Dukes	MLB.....Eric Hill
RG.....Anthony Radmon	RLB.....Terry Irving
.....Bernard DufneyJamir Miller
RT.....Larry Tharpe	LCB.....Aeneas Williams
.....Rob Selby	RCB.....Patrick Hunter
TE.....Wendall GainesTito Paul
.....Oscar McBrideLance Brown
WR.....Frank Sanders	SS.....Lorenzo Lynch
QB.....Dave Krieg	FS.....Brent Alexander
FB.....Larry CentersTerry Hoage
RB.....Garrison Haer	P.....Jeff Feagles
K.....Greg Davis	

Notes

Cards lose seven of final eight games to drop to 4-12, coating Head Coach **Buddy Ryan** his job... defense ranks last against the run and in scoring defense despite league highs of 42 takeaways and 23 fumble recoveries... Arizona's offense leads NFL with 43 turnovers (24 interceptions, 19 lost fumbles)... low light of season at expansion Carolina Nov. 19 as Caros gain just 96 total yards, their lowest output in 40 years... **FB Larry Centers** earns first Pro Bowl honor as first running back in league history to eclipse 100-pass reception plateau with 101 catches, a franchise record... **Garrison Haer** owns dubious distinction of becoming first running back in NFL history to score only one rushing touchdown during a 1,000-yard (1,070) season.

Final NFC East Standings

Team	W	L	T	Pct.	Pts.	OP
Dallas#	12	4	0	.750	435	291
Philadelphia*	10	6	0	.625	318	338
Washington	6	10	0	.375	326	359
N.Y. Giants	5	11	0	.313	290	340
Arizona	4	12	0	.250	275	422

*Top NFC playoff seed

*Wild-card playoff qualifier

1997 (4-12)

Head Coach Vince Tobin

Aug. 31	At Cincinnati	L	21-24	53,644
Sept. 7	Dallas (OT)	W	25-12	70,060
Sept. 14	At Wash: (OT)	L	13-19	78,270
Sept. 21	Open Date			
Sept. 28	At Tampa Bay	L	18-19	53,804
Oct. 5	Minnesota	L	19-20	43,987
Oct. 12	N.Y. Giants	L	13-27	36,943
Oct. 19	At Phila. (OT)	L	10-13	66,860
Oct. 26	Tennessee	L	14-41	42,330
Nov. 2	Philadelphia	W	31-21	83,853
Nov. 9	At Dallas	L	6-24	64,302
Nov. 16	At N.Y. Giants	L	10-19	68,316
Nov. 23	At Baltimore	W	16-13	53,976
Nov. 30	Pittsburgh (OT)	L	20-26	64,322
Dec. 7	Washington	L	28-38	35,848
Dec. 14	At New Orleans	L	10-27	45,517
Dec. 21	Atlanta	W	29-26	25,273

Home: 3-5 (354.616). Away: 1-7 (484.689)

Team Statistics

	Cards	Opp.
Total First Downs	295	298
Rushing	79	112
Passing	186	167
Penalty	30	19
Total Net Yards	4,713	5,426
Average Per Game	294.6	339.1
Total Plays	1,075	1,049
Average Per Play	4.4	5.2
Net Yards Rushing	1,255	2,180
Average Per Game	78.4	136.3
Total Rushes	395	524
Net Yards Passing	3,458	3,246
Average Per Game	216.1	202.9
Sacked/Yards Lost	78/495	34/215
Gross Yards	3,953	3,461
Att./Comp./Pct.	602/317/52.7	491/279/56.8
Had Intercepted	22	15
Punts/Average	92/43.8	94/43.9
Penalties/Yards	93/77.5	113/96.1
Fumbles/Ball Lost	27/20	16/5
Touchdowns	32	42
Rushing	9	13
Passing	19	23
Returns	4	6

Score By Period

	Q1	Q2	Q3	Q4	OT	Pts.
Team	44	67	85	84	3	283
Opponents	62	101	99	112	15	389

Scoring

	TD	R	P	R	PAT	FG	S	Pts
Nedney	0	0	0	0	19/19	11/17	0	52
Rob Moore	6	0	8	0	0/0	0/0	0	50
Butler	0	0	0	0	9/10	8/12	0	33
Sanders	4	0	4	0	0/0	0/0	0	24
Gedney	4	0	4	0	0/0	0/0	0	24
Plummer	2	2	0	0	0/0	0/0	0	14
Centers	2	1	1	0	0/0	0/0	0	12
K. Graham	2	2	0	0	0/0	0/0	0	12
McElroy	2	2	0	0	0/0	0/0	0	12
A. Williams	2	0	0	2	0/0	0/0	0	12
Bennett	1	0	0	1	0/0	0/0	0	6
Carter	1	0	1	0	0/0	0/0	0	6
Cass	1	1	0	0	0/0	0/0	0	6
Rob Moore	1	1	0	0	0/0	0/0	0	6

Passing

	Att.	Comp.	Yds.	Comp. %	Yds/Att	TD	TD%	Int.	Int. %	Long	Sack/Lost	Rating
Plummer	296	157	2,203	53.0	7.44	15	5.1	15	5.1	701	52/291	73.1
K. Graham	250	130	1,408	52.0	5.63	4	1.6	5	2.0	47	16/115	65.9
Case	55	29	316	52.7	5.75	0	0.0	2	3.6	30	10/89	54.8
Sanders	1	1	26	100.0	26.00	0	0.0	0	0.0	26	0/0	118.8
Team	602	317	3,953	52.7	6.57	19	3.2	22	3.7	701	78/495	68.6
Opponents	491	279	3,461	56.8	7.05	23	4.7	15	3.1	69	34/215	81.7

Scoring (cont.)

	TD	R	P	R	PAT	FG	S	Pts.
C. Smith	1	1	0	0	0/0	0/0	0	
K. Williams	1	0	0	1	0/0	0/0	0	6
Wilson	1	0	0	1	0/0	0/0	0	6
Team	32	9	19	4	28/29	19/29	0	283
Opponents	42	13	23	6	35/37	30/35	0	379

Two-Point Conversions: Rob Moore, Plummer, Sanders. Team 3-3, Opponents 1-3

Sacks

Swann 7.5, M. Smith 6.0, Miller 5.5, Rice 5.0, Lassiter 3.0, Bankston 2.0, Caldwell 2.0, Howard 1.0, McCleskey 1.0, McKinnon 1.0.
Team 34.0. Opponents 78.0.

Rushing

	No.	Yds.	Avg.	Long	TD
McElroy	135	424	3.1	18	2
Ron Moore (NFL)	81	278	3.4	27	1
Ron Moore (AZ)	57	175	3.1	16	1
Ron Moore	101	276	2.7	14	1
Plummer	39	216	5.5	31	2
Johnson	23	81	3.5	11	0
Bowie	11	25	2.4	6	0
K. Graham	13	23	1.8	10	2
Gedney	1	15	15.0	15	0
Case	7	8	1.1	3	1
Sanders	1	5	5.0	5	0
C. Smith	4	5	1.3	2	0
McKinnon	1	3	3.0	3	0
Feagles	0	0	0.0	0	0
Swann	1	0	0.0	0	0
K. Williams	1	-2	-2.0	-2	0
Team	395	1,255	3.2	31	9
Opponents	254	2,180	4.2	44	13

Receiving

	No.	Yds.	Avg.	Long	TD
Rob Moore	97	1,584	16.3	471	8
Sanders	75	1,017	13.6	701	8
Centers	54	409	7.6	29	1
Gedney	23	261	11.3	37	4
K. Williams	20	273	13.7	31	1
Edwards	20	203	10.2	33	0
McWilliams	7	75	10.7	15	0
Carter	7	44	6.3	15	1
McElroy	7	32	4.6	17	0
Ron Moore	4	34	8.5	13	0
Johnson	3	4	1.3	7	0
C. Smith	2	20	10.0	18	0
Brook	1	29	29.0	29	0
Plummer	1	2	2.0	2	0
Wilson	0	0	0.0	0	0
Team	317	3,953	12.5	701	19
Opponents	279	3,461	12.4	68	23

Interceptions

	No.	Yds.	Avg.	Long	TD
A. Williams	6	95	15.8	42t	2
McKinnon	3	40	13.3	17	0
Wilson	1	66	66.0	66t	1
McCleskey	1	15	15.0	15	0
Lassiter	1	10	10.0	10	0
Caldwell	1	5	5.0	5	0
Bennett	1	0	0.0	0	0
Rice	1	0	0.0	0	0
Team	15	231	15.4	66t	3

Punt Returns

	Ret.	FC	Yds.	Avg.	Long	TD
K. Williams	40	15	462	11.6	50	0
Edwards	1	1	-1	-1.0	-1	0
Team	41	16	461	11.2	50	0
Opponents	40	27	441	11.0	50	0

Kickoff Returns

	No.	Yds.	Avg.	Long	TD
K. Williams	59	1,458	24.7	63	
Bowie	6	136	22.7	27	0
C. Smith	3	50	16.7	21	0
Gedney	2	26	13.0	16	0
Ron Moore	1	17	17.0	17	0
Johnson	0	26	???	26	0
Team	70	1,696	24.2	63	0
Opponents	42	945	22.5	42	1

Punting

	No.	Yds.	Avg.	Net	TB	In20	Lg	Blk
Feagles	91	4,028	44.3	36.8	10	24	62	1
Team	92	4,028	44.3	36.8	10	24	62	1
Opponents	94	4,130	43.9	35.6	16	26	66	2

Field Goals

[illegible]

Usual Starting Lineup

Offense	Defense
WR _____ Rob Moore	LE _____ Michael Bankston
LT _____ Lomas Brown	LT _____ Eric Swann
LG _____ Rob Selby	RT _____ Bernard Wilson
_____ Matt Joyce	RE _____ Simon Rice
C _____ Mike Devlin	LLB _____ Jamie Miller
RG _____ Anthony Redmon	MLB _____ Eric Hill
RT _____ James Dexter	_____ Ronald McKinnon
_____ Joe Wolf	RLB _____ Ronald McKinnon
TE _____ Johnny McWilliams	_____ Terry Irving
_____ Pat Carter	LCB _____ Aeneas Williams
WR _____ Frank Sanders	RCB _____ Tom Knight
QB _____ Jake Plummer	SS _____ Matt Darby
_____ Kent Graham	_____ Tommy Bennett
FB _____ Larry Centers	FS _____ Brent Alexander
RB _____ Leeland McElroy	P _____ Jeff Feagles
K _____ Joe Nedney	
_____ Kevin Butler	

Notes

Cards go 3-6 in nine games decided in final minute of overtime (four), including the first five ... **CB Jake Plummer** sets team rookie passing records by completing 157 of 295 passes (53 percent) for 2,203 yards and 15 touchdowns ... his 388 yards Nov. 15 at the Giants set NFL rookie single-game passing mark ... **RW Rob Moore** clubs one-season record with NFL-leading 1,555 receiving yards ... Moore (97 rec.) and **RW Frank Sanders** (75 rec., 1,017 yards) become the first pair of Card wide receivers to each better 1,000 yards in same season ... 66-yard interception return for a touchdown by **T Bernard Wilson** Nov. 2 vs. Eagles ... the longest in team history by a defensive lineman ... Cards snap 13-game Dallas series with ninth streak

Final NFC East Standings

Team	W	L	T	Pct.	Pts.	OP
N.Y. Giants	10	5	1	.656	307	265
Washington	8	7	1	.531	327	289
Philadelphia	6	9	1	.406	317	372
Dallas	6	10	0	.375	304	314
Arizona	4	12	0	.250	283	379

1999 (6-10)

Head Coach Vince Tobin

Sept. 12	At Philadelphia	W 25-24	64,113
Sept. 19	At Miami	L 16-19	73,818
Sept. 27	San Francisco	L 10-24	70,993
Oct. 3	At Dallas	L 7-35	64,169
Oct. 10	N.Y. Giants	W 14-3	43,968
Oct. 17	Washington	L 10-24	51,789
Oct. 24	Open Date		
Oct. 31	New England	L 3-27	47,030
Nov. 7	At N.Y. Jets	L 7-12	77,857
Nov. 14	Detroit	W 23-19	41,924
Nov. 21	Dallas	W 13-9	64,773
Nov. 28	At N.Y. Giants	W 34-24	77,809
Dec. 5	Philadelphia	W 21-17	41,187
Dec. 12	At Washington	L 3-28	75,851
Dec. 19	Buffalo	L 21-31	59,509
Dec. 26	At Atlanta	L 14-37	47,074
Jan. 2	At Green Bay	L 24-49	59,818

Home: 4-4 (421,173); Away: 2-6 (540,309).

Team Statistics

	Cards	Opp.
Total First Downs	254	301
Rushing	77	128
Passing	150	157
Penalty	27	16
3rd Down: Made/Att.	72/221	94/232
3rd Down Pct.	32.6	40.5
4th Down: Made/Att.	4/17	4/15
4th Down Pct.	23.5	26.7
Possession Average	27:10	32:51
Total Net Yards	4,010	5,422
Avg. Per Game	250.6	338.9
Total Plays	999	1,068
Avg. Per Play	4.0	5.1
Net Yards Rushing	1,207	2,265
Avg. Per Game	75.4	141.6
Total Rushes	396	542
Net Yards Passing	2,803	3,157
Avg. Per Game	175.2	197.3
Sacked/Yards Lost	45/282	33/229
Gross Yards	3,065	3,386
Att./Completions	558/287	493/294
Completion Pct.	51.4	59.6
Had Intercepted	30	17
Punts/Average	94/42.0	89/42.4
Net Punting Average	94/36.7	89/34.2
Penalties/Yards	70/481	112/538
Fumbles/Balls Lost	27/10	28/10
Touchdowns	31	48
Rushing	13	17
Passing	11	25
Returns	3	6

Score By Period

	Q1	Q2	Q3	Q4	OT	Pts.
Team	19	97	50	79	0	245
Opponents	118	97	58	111	0	382

Scoring

	TD	R	P	R	PAT	FG	S	Pts.
Jacke	0	0	0	0	26/26	19/27	0	83
Bates	9	9	0	0	0/0	0/0	0	54
Moore	5	0	5	0	0/0	0/0	0	30
Boston	2	0	2	0	0/0	0/0	0	12
Pittman	2	2	0	0	0/0	0/0	0	12
Plummer	2	2	0	0	0/0	0/0	0	12
Cody	1	0	1	0	0/0	0/0	0	6
Fredrickson	1	0	0	1	0/0	0/0	0	6

Passing

	Att.	Comp.	Yds.	Comp. %	Yds./Att.	TD	TD%	Int.	Int. %	Long	Sack/Lost	Rating
Plummer	381	201	2,111	52.8	5.54	9	2.4	24	6.3	63	27/152	30.8
Brown	169	84	944	49.7	5.59	2	1.2	6	3.6	71	18/130	35.9
Greisen	6	1	4	16.7	0.67	0	0.0	0	0.0	4	0/0	39.6
Pittman	1	1	26	100.0	26.00	0	0.0	0	0.0	26	0/0	118.8
Sanders	1	0	0	0.0	0.00	0	0.0	0	0.0	0	0/0	39.6
Cardinals	558	287	3,085	51.4	5.53	11	2.0	30	5.4	71	45/282	52.2
Opponents	493	294	3,386	59.6	6.87	25	5.1	17	3.4	77	33/229	82.9

Scoring (cont.)

	TD	R	P	R	PAT	FG	S	Pts.
Lassiter	1	0	0	1	0/0	0/0	0	6
Makovicka	1	0	1	0	0/0	0/0	0	6
McWilliams	1	0	1	0	0/0	0/0	0	6
Sanders	1	0	1	0	0/0	0/0	0	6
Swann	1	0	0	1	0/0	0/0	0	6
Team	27	13	11	3	26/26	19/27	0	245
Opponents	48	17	25	6	44/45	16/24	1	382

Two-Point Conversions: Cardinals 0-1; Opponents 0-3.

Sacks

Rice 16.5, Swann 4, Burke 2.5, Fredrickson 2, Drake 1, McKinnon 1, Ottis 1, Sapp 1, Swinger 1, Wadsworth 2, Walz 1.

Cardinals 33, Opponents 45.

Rushing

	No.	Yds.	Avg.	Long	TD
Murrell	193	553	2.9	22	0
Pittman	64	289	4.5	58	2
Bates	72	202	2.8	16	9
Plummer	39	121	3.1	17	2
Brown	13	49	3.8	10	0
Makovicka	8	7	0.9	7	0
Tilman	1	4	4.0	4	0
Boston	5	0	0.0	7	0
Player	1	-18	-18.0	-18	0
Cardinals	396	1,207	3.0	58	13
Opponents	542	2,265	4.2	68	17

Receiving

	No.	Yds.	Avg.	Long	TD
Sanders	79	954	12.1	63	1
Murrell	49	335	6.8	23	0
Boston	40	473	11.8	43	2
Moore	37	621	16.8	71	5
Hardy	30	222	7.4	23	0
Pittman	16	196	12.3	46	0
McWilliams	11	71	6.5	11	1
Makovicka	10	70	7.0	15	1
Cody	6	60	10.0	16	1
Bales	5	34	6.8	18	0
McCullough	3	45	15.0	31	0
McKinley	1	4	4.0	4	0
Cardinals	287	3,085	10.7	71	11
Opponents	294	3,386	11.5	77	25

Interceptions

	No.	Yds.	Avg.	Long	TD
Lassiter	2	110	55.0	78	1
Fredrickson	2	57	28.5	34	1
Knight	2	16	8.0	16	0
Tilman	2	7	3.5	6	0
Williams	2	5	2.5	8	0
Swann	1	42	42.0	42	1
Wadsworth	1	23	23.0	23	0
Bennett	1	13	13.0	13	0
McCleskey	1	2	2.0	2	0
Chavus	1	1	1.0	1	0
Drake	1	0	0.0	0	0
McKinnon	1	0	0.0	0	0
Cardinals	17	276	16.2	78	3
Opponents	30	336	11.2	59	2

Punt Returns

	Ret.	FC	Yds.	Avg.	Long	TD
Cody	32	12	373	11.7	31	0
Boston	7	0	62	8.9	43	0
Pittman	4	0	16	4.0	7	0
Knight	3	1	38	12.7	27	0
McCleskey	1	0	0	0.0	0	0
Cardinals	47	13	489	10.4	43	0
Opponents	53	16	340	6.4	36	0

Kickoff Returns

	No.	Yds.	Avg.	Long	TD
Bates	52	1,231	23.7	68	0
Cody	4	76	19.0	29	0
Tilman	3	33	11.0	18	0
Pittman	2	31	15.5	22	0
Dishman	1	9	9.0	9	0
Lassiter	1	13	13.0	13	0
Makovicka	1	10	10.0	10	0
Cardinals	64	1,403	21.9	68	0
Opponents	59	1,224	20.7	88	2

Punting

	No.	Yds.	Avg.	Net	BT	In20	Lg	Bk.
Player	94	3,948	42.0	36.7	8	18	60	0
Cardinals	94	3,948	42.0	36.7	8	18	60	0
Opponents	89	3,775	42.4	34.2	12	23	69	0

Field Goals

	1-19	20-29	30-39	40-49	50+
Jacke	0-0	5-5	10-12	4-7	0-3
Cardinals	0-0	5-5	10-12	4-7	0-3
Opponents	0-0	5-7	6-6	4-8	1-3
Jacke	(31G, 25G, 32G, 31G), (36G, 44G, 38G, 32N), (43G), (1), (53N, 34B), (44G, 42N), (24G), (1), (35G, 53N, 35G, 49G, 54N), (24G, 38G), (39G, 20G, 44N), (1), (31G), (1), (23G, 47N).				
Opponents	(25G), (39G, 51G, 46G, 44G, 42N), (33G), (24N), (42N, 31G), (36G, 52N), (1), (44G, 29N, 33G, 45N), (57N), (48N), (24G), (29G), (1), (33G), (28G, 24G, 41G), (1).				

Usual Starting Lineup

Offense	Defense
WR.....Rob Moore	LE.....Andre Wadsworth
LT.....Matt Joyce	Brad Ottis
LJ.....Sheldon	LT.....Rashod Swinger
LG.....Chris Dishman	RE.....Jerry Drake
RT.....Matt Joyce	RT.....Simone Rice
C.....Aaron Graham	LLB.....Rob Fredrickson
RG.....Lester Holmes	MLB.....Ronald McKinnon
RT.....Anthony Clement	RLB.....Zack Walz
TE.....Terry Hardy	LCB.....Aerious Williams
WR.....Frank Sanders	RCB.....Tom Knight
QB.....Jake Plummer	SS.....Tommy Bennett
FB.....Joel Makovicka	FS.....Kwame Lassiter
RB.....Adrian Murrell	P.....Scott Player
K.....Chris Jacke	

Notes

RB Mario Bates' nine rushing touchdowns a team best since 1993 ... K Chris Jacke's 31-yard game-winning field goal in season-opener at Philadelphia makes him the first NFL kicker to win four consecutive regular-season games with walk-off three-pointers ... Mac Cody's 11.7-yard punt-return average leads NFC ... WR Frank Sanders' 13 receptions in finale at Green Bay most by a Card since 1962 ... RB Michael Pittman logs 133 rushing yards after RB Detroit in first career start ... MLB Ronald McKinnon becomes first Cardinal to crack 200-tackles plateau (223 total stops) ... OLB Rob Fredrickson sets franchise modern-day record with 22 total tackles vs. N.Y. Jets and becomes first Card linebacker to return an interception for a touchdown since 1987.

Final NFC East Standings

Team	W	L	T	Pct.	Pts.	OP
Washington	10	6	0	.625	443	377
Dallas*	8	6	0	.500	352	276
N.Y. Giants	7	9	0	.438	299	358
Arizona	6	10	0	.375	245	382
Philadelphia	5	11	0	.313	272	357

*Wild-card playoff qualifier

2000 (3-13)

Head Coach Vince Tobin (7 games)

Head Coach Dave McGinnis (9 games)

Sept. 3	At N.Y. Giants	L	16-21	77,434
Sept. 10	Dallas	W	32-31	58,303
Sept. 17	Open Date			
Sept. 24	Green Bay	L	3-29	69,568
Oct. 1	At San Francisco	L	20-27	66,985
Oct. 8	Cleveland	W	29-21	39,148
Oct. 15	Philadelphia	L	14-33	36,590
Oct. 22	At Dallas	L	7-48	62,981
Oct. 29	New Orleans	L	10-21	35,016
Nov. 5	Washington	W	16-15	44,723
Nov. 12	At Minnesota	L	14-31	64,223
Nov. 19	At Philadelphia	L	9-34	65,356
Nov. 26	N.Y. Giants	L	7-31	38,909
Dec. 3	At Cincinnati	L	13-24	50,289
Dec. 10	At Jacksonville	L	10-44	53,472
Dec. 17	Baltimore	L	7-43	37,452
Dec. 24	At Washington	L	3-20	65,711

210-443
Home: 3-5 (359,709) Away: 0-8 (506,451)

Team Statistics

	Cards	Opp.
Total First Downs	253	345
Rushing	71	149
Passing	156	175
Penalty	26	21
3rd Down: Made/Att.	75/199	105/222
3rd Down Pct.	37.7	47.3
4th Down: Made/Att.	8/27	10/15
4th Down Pct.	29.6	66.7
Possession Average	26:32	33:28
Total Net Yards	4,528	5,737
Average Per Game	283.0	358.6
Total Plays	932	1,062
Average Per Play	4.9	5.4
Net Yards Rushing	1,278	2,609
Average Per Game	79.9	163.1
Total Rushes	343	579
Net Yards Passing	3,250	3,126
Average Per Game	203.1	195.5
Sacked/Yards Lost	35/228	25/135
Gross Yards	3,478	3,263
Att./Comp./Pct.	554/316/57.0	459/295/64.4
Had Intercepted	24	10
Punts/Average	65/44.2	59/41.1
Penalties/Yards	96/785	96/914
Fumbles/Ball Lost	32/20	17/10
Touchdowns	24	52
Rushing	6	29
Passing	16	19
Returns	2	4

Score By Period

	Q1	Q2	Q3	Q4	OT	Pts.
Team	30	48	57	75	0	210
Opponents	114	130	95	104	0	443

Scoring

	TD	R	P	R	PAT	FG	S	Pts.
Blanchard	0	0	0	0	18/19	16/23	0	66
Boston	7	0	7	0	0/0	0/0	4	42
Pittman	6	4	2	0	0/0	0/0	0	36
Sanders	6	0	6	0	0/0	0/0	0	36
Jones	2	2	0	0	0/0	0/0	0	12
Hardy	1	0	1	0	0/0	0/0	0	6
Jenkins	1	0	0	1	0/0	0/0	0	6

Passing

	Att.	Comp.	Yds.	Comp. %	Yds./Att.	TD	TD%	Int.	Int. %	Long	Sack/Lost	Rating
Plummer	475	270	2,946	56.8	6.20	13	2.7	21	4.4	70t	22/151	66.0
Brown	69	40	467	58.0	6.77	2	2.9	4	4.3	44t	10/53	70.1
Greisen	10	6	65	60.0	6.50	1	100.0	0	0.0	26t	3/24	112.5
Player	0	0	0	0.0	0.0	0	0.0	0	0.0	0	0/0	0.0
Team	554	316	3,478	57.0	6.28	16	2.9	24	4.3	70t	35/228	67.4
Opponents	458	295	3,263	64.4	7.12	19	4.1	10	2.2	65t	25/135	90.2

Scoring (cont.)

	TD	R	P	R	PAT	FG	S	Pts.
A. Williams	1	0	0	1	0/0	0/0	0	6
Team	24	6	16	2	18/19	16/23	0	210
Opponents	52	29	19	4	50/51	27/34	0	443

Two-Point Conversions: Team 0-5, Opponents 0-1.

Sacks

Rice 7.5, McKinnon 4, Smith 3, Folston 2, Maddox 1.5, Tillman 1.5, Fredrickson 1, Issa 1, Knight 1, Ollis 1, Wadsworth 1, Davis 0.5

Team 25.0, Opponents 35.0.

Rushing

	No.	Yds.	Avg.	Long	TD
Pittman	184	719	3.9	29	4
Jones	112	373	3.3	29	2
Plummer	37	183	4.9	24	0
Boston	3	9	3.0	24	0
Makovicka	3	8	2.7	7	0
Greisen	1	1	1.0	1	0
Dave Brown	1	0	0.0	0	0
Jenkins	1	-4	-4.0	-4	0
Player	1	-11	-11.0	-11	0
Team	343	1,278	3.7	29	6
Opponents	579	2,609	4.5	28t	29

Receiving

	No.	Yds.	Avg.	Long	TD
Pittman	73	579	7.9	36t	2
Boston	71	1,156	16.3	70t	7
Sanders	54	749	13.9	53t	6
Jones	32	208	6.5	20	0
Hardy	27	160	5.9	13	1
Jenkins	17	219	12.9	34	0
Cody	17	212	12.5	24	0
Greisen	10	75	7.5	24	0
Makovicka	6	18	3.0	5	0
Mitchell	5	80	16.0	42	0
McKinley	2	13	6.5	9	0
C. Williams	1	5	5.0	5	0
Team	316	3,478	11.0	70t	16
Opponents	295	3,263	11.1	65t	19

Interceptions

	No.	Yds.	Avg.	Long	TD
A. Williams	5	102	20.4	48	0
Tillman	1	30	30.0	27	0
Lassiter	1	11	11.0	11	0
Fredrickson	1	8	8.0	8	0
Chavous	1	0	0.0	0	0
Walz	1	0	0.0	0	0
Team	10	151	15.1	48	0
Opponents	24	383	16.0	45	2

Punt Returns

	Ret.	FC	Yds.	Avg.	Long	TD
Cody	31	11	222	7.2	25	0
Jenkins	1	0	1	1.0	1	0
Team	32	11	223	7.0	25	0
Opponents	37	18	347	9.4	64t	2

Kickoff Returns

	No.	Yds.	Avg.	Long	TD
Jenkins	82	2,186	26.7	98t	1
Bennett	1	17	17.0	17	0
Cody	1	18	18.0	18	0
McKinley	1	20	20.0	20	0
McKinnon	1	9	9.0	9	0
Barrett	0	46	0.0	41	0
Team	86	2,296	26.7	98t	1
Opponents	46	827	18.0	40	0

Punting

	No.	Yds.	Avg.	Net	TB	In 20	Log Bk.
Player	65	2,871	44.2	37.3	5	17	55
Team	65	2,871	44.2	37.3	5	17	55
Opponents	59	2,422	40.9	35.2	6	15	61

Field Goals

	1-19	20-29	30-39	40-49	50+
Blanchard	1-1	2-2	9-11	2-5	2-4
Team	1-1	2-2	9-11	2-5	2-4
Opponents	0-0	7-7	10-12	8-12	2-3
Blanchard: (32G), (19G), (54G), (35G), (51G), (31G), (51N), (32G), (27G), (36G), (47G), (28G), (), (), (42N), (34G), (30N), (30G), (56N), (), (42G), (), (31N), (47N), (32G), (48N), (37G).					
Opponents: (), (44G), (38G), (47G), (48G), (37G), (22G), (33G), (29G), (42N), (31G), (29G), (32G), (23G), (45N), (35G), (28G), (29G), (51N), (33N), (33G), (38G), (46G), (25G), (36N), (45N), (32G), (36G), (50G), (40G), (42G), (42G), (41G), (50G), (43N).					

Usual Starting Lineup

Offense	Defense
WR David Boston	LE Brad Ottis
LT L.J. Shelton	RE Andrew Wadsworth
LG Matt Joyce	LT Russell Davis
C Chris Dishman	RT Tony McCoy
Mike Grutauda	Mark Smith
RG Lester Holmes	RE Mao Tosi
RT Anthony Clement	RE Simon Rice
TE Terry Hardy	LLB Ray Thompson
WR Frank Sanders	MLB Ronald McKinnon
QB Jake Plummer	RLB Rob Fredrickson
FB Joel Makovicka	LCB Aeneas Williams
RB Michael Pittman	RCB Tom Knight
Thomas Jones	SS Pat Tillman
K Cary Blanchard	FS Kwame Lassiter
	K Scott Player

Notes

Defensive coordinator Dave McGinnis replaces Head Coach Vince Tobin on an interim basis after seven games ... McGinnis is named permanent head coach Dec. 16 ... Mancoopa Co. voters approve new multi-purpose stadium on Election Day, Nov. 7 ... 109 starter games lost by injuries to 17 players ... fewest victories and lowest winning percentage since 1959 ... CB Aeneas Williams appears in 160th consecutive game to end season, the longest streak by a position player in franchise history ... he also authors a 104-yard fumble return for a touchdown Nov. 5 vs. Washington to equal the NFL record ... SS Pat Tillman (224) and middle MLB Ronald McKinnon (208) become the first pair of Cards to crack 200 single-season total tackles ... McKinnon also becomes the first Card to register 200-plus total tackles in consecutive seasons ... WR Marlay Jenkins sets NFL single-season records with 82 kickoff returns for 2,186 yards ... Jenkins posts Cards' first kickoff return for a touchdown in 21 years Nov. 12 at Minnesota ... QB Jake Plummer becomes the latest Cardinal to 10,000 career passing yards in his 47th NFL game, Nov. 5 vs. Washington

Final NFC East Standings

Team	W	L	T	Pct.	Pts.	OP
N.Y. Giants*	12	4	0	.750	328	246
Philadelphia*	11	5	0	.688	351	245
Washington	8	8	0	.500	281	269
Dallas	5	11	0	.313	294	361
Arizona	3	13	0	.188	210	443

*Top NFL playoff seed

*Wild-card playoff qualifier

2001 (7-9)

Head Coach Dave McGinnis

Sept. 9	Open Date		
Sept. 16	At Washington (Postponed to 11/6/02, national tragedy)		
Sept. 23	Denver Broncos	L	17-38 47.23%
Sept. 30	Atlanta Falcons	L	14-34 23.70%
Oct. 7	At Philadelphia	W	21-20 66.36%
Oct. 14	At Chicago	L	13-20 66.94%
Oct. 21	Kansas City	W	24-16 29.93%
Oct. 28	At Dallas	L	3-17 63.18%
Nov. 4	Philadelphia	L	7-21 27.29%
Nov. 11	New York Giants	L	10-17 33.07%
Nov. 18	Detroit Lions	W	45-38 24.36%
Nov. 25	At San Diego	W	20-17 49.38%
Dec. 2	At Oakland (OT)	W	34-31 46.60%
Dec. 9	Washington	L	10-20 36.64%
Dec. 15	At N.Y. Giants	L	13-17 77.91%
Dec. 23	Dallas	W	17-10 40.81%
Dec. 30	At Carolina	W	30-7 72.02%
Jan. 6	At Washington	L	17-20 61.71%
295-343			
Home: 3-5 (263.29%) Away: 4-4 (504.07%)			

Home: 3-5 (263.295). Away: 4-4 (504.076)

Team Statistics

	Cards	Opp.
Total First Downs.....	277	319
Rushing	77	124
Passing	177	179
Penalty	23	16
3rd Down: Made/Att.	57/196	(64/220)
4th Down Pct.	29.1	38.2
4th Down: Made Att.	10/20	12/24
4th Down Pct.	50.0	50.0
Possession Average	27:45	32:15
Total Net Yards	4,898	5,685
Average Per Game	306.1	353.3
Total Plays	955	1,071
Average Per Play	5.1	5.3
Net Yards Rushing	1,449	2,087
Average Per Game	90.6	130.4
Total Rushes	400	496
Net Yards Passing	3,449	3,598
Average Per Game	215.6	224.9
Sacked/Yards Lost	29/204	19/128
Gross Yards	3,653	3,726
Att./Comp./Pct.	526/304/57.8	556/337/60.7
Had Intercepted	14	17
Punts/Average	87/41.0	75/43.3
Penalties/Yards	72/620	110/900
Fumbles/Ball Lost	26/13	27/77
Touchdowns	33	39
Rushing	10	10
Passing	18	26
Returns	5	3

Score By Period

	Q1	Q2	Q3	Q4	OT	Pts.
Team	51	110	30	101	3	295
Opponents	57	114	72	100	0	343

Scoring

	TD	R	P	PAT	FG	S	Pts
Gramatica	0	0	0	25/25	16/20	0	73
Boston	8	0	8	0	0	0	48
Jones	5	5	0	0/0	0	0	30
Pittman	5	5	0	0	0/0	0	30
Oglesby	0	0	0	7/7	5/6	0	22
Clint	3	3	3	0	0	0	16
Hardy	2	0	2	0	0/0	0	12
McKinnon	2	0	2	0	0	0	12
Mitchell	2	0	2	0	0	0	12
Sanders	2	0	0	0/0	0	0	12
Makovicka	1	0	1	0	0	0	6
Vanden Bosch	1	0	1	0/0	0	0	6
Wakefield	1	0	1	0/0	0	0	6
Wilson	1	0	1	0/0	0/0	0	6

Scoring (cont.)

	TD	R	P	R	PAT	FG	S	Pts
Plummer	0	0	0	0	0/0	0/0	0	2
Team	33	10	18	5	32/32	21/26	0	295
Opponents	39	10	26	3	36/36	23/32	0	343

Two-Point Conversions: Plummer, Team 1-1.
Opponents 2-3

Two-Point Conversions: Plummer Team 1-1

Opponents 2-3

Sacks

Fredrickson 4.0, Wakelield 2.5, Burke 2.0, R. Davis 2.0, McKinnon 2.0, Lassister 1.0, Sanyika 1.0, Tosi 1.0, Walz 1.0, Bell 0.5, Hill 0.5, Thompson 0.5, Vanden Bosch 0.5, Wilson 0.5.
Team 19.0, Opponents 29.0.

Rushing

	No.	Yds.	Avg.	Long	TD
Pittman	241	846	3.5	42	5
Jones	112	380	3.4	21	5
Plummer	35	163	4.7	21	0
Boston	5	35	7.0	17	0
Makovicka	1	19	19.0	19	0
Jenkins	3	4	1.3	16	0
Gruftadauria	1	1	1.0	1	0
McKinley	1	1	1.0	1	0
Player	1	0	0.0	0	0
Team	400	1,449	3.6	42	10
Opponents	496	2,087	4.2	41	10

Receiving

	No.	Yds.	Avg.	Long	TD
Boston	98	1,598	16.3	61	8
Pittman	42	264	6.3	27	0
Sanders	41	618	15.1	68†	2
Jenkins	32	518	16.2	53	3
Mitchell	25	196	7.8	24†	2
Jones	21	151	7.2	16	0
Makovicka	16	95	5.9	25	1
Hardy	11	79	7.2	13	2
Jackson	9	44	4.9	16	0
Bush	8	80	10.0	16	0
McKinley	1	10	10.0	10	0
Team	304	3,653	12.0	68†	15
Opponents	337	3,726	11.1	59†	26

Interceptions

	No.	Yds.	Avg.	Long	TD
Lassiter	9	80	8.9	25	0
Wilson	2	97	48.5	61	1
Barrett	2	30	15.0	23	0
Knight	1	43	43.0	43	0
McKinnon	1	24	24.0	24	1
Wakefield	1	20	20.0	20	1
Chavous	1	0	0.0	0	0
Team	17	294	17.3	61	3
Opponents	14	157	11.2	43	3

Punt Returns

	Ret.	FC	Yds.	Avg.	Long	TD
Jackson	40	0	461	11.5	55	0
Lassiter	3	1	11	3.7	10	0
Team	43	1	472	11.0	55	0
Opponents	48	17	481	10.0	45	0

Kickoff Returns

	No.	Yds.	Avg.	Long	TD
Jenkins	49	1,120	22.9	70	0
Pittman	6	161	26.8	44	0
Shipp	6	118	19.7	26	0
Jackson	2	46	23.0	24	0
Burke	1	15	15.0	15	0
Bush	1	9	9.0	9	0
Makovicka	1	7	7.0	7	0
McKinley	1	11	11.0	11	0
Team	67	1,487	22.2	70	0
Opponents	53	967	18.2	94	1

Punting

	No.	Yds.	Avg.	Net	TB	In20	Lg	Blk
Player	67	2,779	41.5	33.8	7	17	58	0
Stanley	19	751	39.5	34.2	1	4	54	0
Gramatica	1	41	41.0	19.0	0	0	41	0
Team	87	3,571	41.0	33.7	8	21	58	0
Opponents	75	3,251	43.3	34.1	11	22	64	0

Field Goals

[illegible]

Usual Starting Lineup

Offense	Defense
WR...David Boston	LE...Fred Wakefield
LT...L.J. Shelton	LB...Jabari Issa
LG...Pete Kendall	RT...Russell Davis
C...Chris Dishman	LT...Barron Tanner
RG...Mike Gruttadauria	RE...Thomas Bruce
C...Leonard Davis	LB...Kyle Vanden Bosch
RT...Anthony Clement	LLB...Ray Thompson
TE...Steve Bush	MLB...Ronald McKinnon
...Terry Hardy	RLB...Rob Fredrickson
...Tywan Mitchell	LCB...David Barrett
WR...Frank Sanders	...Tom Knight
QB...Jake Plummer	RCB...Corey Chavous
FB...Joel Makovicka	SSB...Pat Tillman
RB...Michael Pittman	...Justin Lucas
	FS...Kwame Latta

Notes

Dave McGinnis fields NFL's youngest team and its largest offensive line in first season as head coach • national gridiron Sept. 11 delays season opening • 17 points separate Arizona from 80-second-half record • 3-1 vs. AFC equals franchise best • 45 points Nov. 18 vs. Detroit a 332-game high (1977) • 29 quarterback sacks allowed the franchise's second fewest in 16-game season (1978) • WR David Boston leads NFL and sets Arizona single-season records with 1,558 receiving yards and nine 100-yard games and becomes second youngest NFL player to eclipse 1,500 receiving yards • OS Jake Plummer posts 13th, 14th, 15th, and 16th career comebacks • Plummer and Glant Kerry Collins the only NFL signal-callers to take every snap • WR Frank Sanders makes 100th NFL start • 14 different starting combinations on defense • 343 opponent points fewest allowed since 1994 (267) • Cards defense scores five touchdowns for fifth time since 1960 (1959, '67, '64, '61) • MLB Ronald McKinnon becomes first Card in 178 games to record defensive touchdowns in consecutive contests • FS Kawanie Lassiter's nine interceptions lead NFL sacks • rookie K Bill Gramatica sets team rookie records with 14 field goals and 50-yard three-pointer.

Final NFC East Standings

Team	W	L	T	Pct.	Pts.	OP
Philadelphia	11	5	0	.688	343	208
Washington	8	8	0	.500	256	303
N.Y. Giants	7	9	0	.438	294	321
Dallas	7	9	0	.438	295	343
Arizona	5	11	0	.313	246	338

Passing

	Att.	Comp.	Yds.	Comp. %	Yds./Att.	TD	TD%	Int.	Int. %	Long	Sack/Lost	Rating
Plummer	525	304	3,653	57.9	6.96	18	3.4	14	2.7	681	29/204	79.6
Sanders	1	0	0.0	0.0	0.0	0	0.0	0	0.0	0	0/0	39.6
Team	526	304	3,653	57.8	6.94	18	3.4	14	2.7	681	29/204	79.5
Opponents	556	337	3,726	60.6	6.70	26	4.7	17	3.1	791	19/128	83.4

2002 (5-11)

Head Coach Dave McGinnis

Sept. 8	At Washington	L	23-31	85,140
Sept. 15	At Seattle	W	24-13	63,104
Sept. 22	San Diego	L	14-27	26,827
Sept. 29	N.Y. Giants	W	21-7	23,312
Oct. 6	At Carolina	W	16-13	72,286
Oct. 13	Open Date			
Oct. 20	Dallas (OT)	W	9-6	56,956
Oct. 27	At S.F.	L	28-38	67,173
Nov. 3	St. Louis	L	14-27	43,654
Nov. 10	Seattle	L	6-27	25,435
Nov. 17	At Phila.	L	14-38	64,990
Nov. 24	Oakland	L	20-41	52,501
Dec. 1	At Kansas City	L	0-49	77,809
Dec. 8	Detroit (OT)	W	23-20	21,292
Dec. 15	At St. Louis	L	28-30	65,939
Dec. 21	San Francisco	L	14-17	39,439
Dec. 29	At Denver	L	7-32	75,164

Home: 3-5 (289,416) Away: 2-6 (571,605)

Team Statistics

	Cards	Opp.
Total First Downs	274	335
Rushing	94	117
Passing	148	196
Penalty	32	22
3rd Down Made/Att.	99/230	90/212
3rd Down Pct.	43.0	46.7
4th Down Made/Att.	4/13	7/15
4th Down Pct.	30.8	46.7
Possession Avg.	28:41	31:19
Total Net Yards	4,563	6,020
Avg. Per Game	285.2	376.3
Total Plays	1,003	1,046
Avg. Per Play	4.5	5.8
Net Yards Rushing	1,823	2,146
Avg. Per Game	113.9	134.1
Total Rushes	414	490
Net Yards Passing	2,740	3,874
Avg. Per Game	171.3	242.1
Sacked/Yards Lost	41/298	21/131
Gross Yards	3,038	4,005
Att./Completions	548/291	535/335
Completion Pct.	53.1	62.6
Had Intercepted	22	17
Punts/Average	89/43.4	65/42.0
Net Punting Average	89/35.0	65/36.8
Penalties/Yards	76/517	111/969
Fumbles/Ball Lost	26/13	15/8
Touchdowns	31	50
Rushing	10	17
Passing	18	29
Returns	3	4

Score By Period

	Q1	Q2	Q3	Q4	OT	Pts.
Team	40	85	41	90	6	262
Opponents	109	158	70	80	0	417

Scoring

	TD	R	P	R	PAT	FG	S	Pts.
Gramatica	0	0	0	0	23/29	15/21	0	74
Shipp	9	6	3	0	0/0	0/0	0	54
Kasper	3	0	3	0	0/0	0/0	0	18
Makovicka	3	0	3	0	0/0	0/0	0	18
Sanders	2	0	2	0	0/0	0/0	0	14
Jenkins	2	0	1	1	0/0	0/0	0	12
T. Jones	2	2	0	0	0/0	0/0	0	12
Lucas	2	0	2	0	0/0	0/0	0	12
Plummer	2	2	0	0	0/0	0/0	0	12
Boston	1	0	1	0	0/0	0/0	0	6
Bush	1	0	1	0	0/0	0/0	0	6
Jackson	1	0	1	0	0/0	0/0	0	6
F. Jones	1	0	1	0	0/0	0/0	0	6

Passing

	Att.	Comp.	Yds.	Comp. %	Yds./Att.	TD	TD%	Int.	Int. %	Long	Sack/Lost	Rating
Plummer	530	284	2,972	53.6	5.61	18	3.4	20	3.8	801	36/248	65.7
McCown	18	7	66	38.9	3.67	0	0.0	2	1.1	26	5/50	10.2
Team	548	284	2,972	53.6	5.61	18	3.4	20	3.8	801	36/248	65.7
Opponents	535	335	4,005	62.6	7.49	29	5.4	17	3.2	781	21/311	90.3

Scoring (cont.)

	TD	R	P	R	PAT	FG	S	Pts.
McAddley	1	0	1	0	0/0	0/0	0	6
Poole	1	0	1	0	0/0	0/0	0	6
Team	31	10	18	3	29/29	15/21	0	262
Opponents	50	17	29	4	49/49	22/29	1	417

Two-Point Conversions: Sander.

Team 1-2, Opponents 0-1.

Sacks

Vanden Bosch 3.5, Thompson 2, Bell 2, R. Davis 2, Tanner 2, Wakefield 2, Bryant 1.5, Wilson 1.5, Fredrickson 1, Hill 1, Woods 0.5.

Team 21, Opponents 41.

Rushing

	No.	Yds.	Avg.	Long	TD
Shipp	188	834	4.4	56	6
T. Jones	138	511	3.7	58	2
Plummer	46	283	6.2	34	2
Anderson	24	65	2.7	14	0
Makovicka	5	54	10.8	22	0
Boston	2	29	14.5	22	0
McCown	1	20	20.0	20	0
Kasper	3	19	6.3	9	0
Jenkins	3	6	2.0	10	0
Sanders	3	2	0.7	5	0
Player	1	0	0.0	0	0
Team	414	1,823	4.4	58	10
Opponents	490	2,146	4.4	59	17

Receiving

	No.	Yds.	Avg.	Long	TD
F. Jones	44	358	8.1	24	1
Shipp	38	413	10.9	80	3
Boston	34	400	11.8	37	2
Sanders	32	512	16.0	34	1
McAddley	25	362	14.5	42	1
Jenkins	21	250	11.9	65	1
T. Jones	20	113	5.7	17	0
Bush	19	121	6.4	13	1
Kasper	15	160	12.0	24	3
Makovicka	15	81	5.4	17	3
Poole	13	108	8.3	15	1
Jackson	5	42	8.4	11	1
Soliday	4	39	9.8	16	0
Anderson	3	36	12.0	12	0
Gilmore	1	14	14.0	14	0
Starkey	1	7	7.0	7	0
Plummer	1	2	2.0	2	0
Team	291	3,038	10.4	80	18
Opponents	335	4,005	12.0	78	29

Interceptions

	No.	Yds.	Avg.	Long	TD
Wilson	4	35	8.8	35	0
Barnett	3	40	13.3	22	0
Lucas	2	80	40.0	38	2
Lassiter	2	7	3.5	7	0
Hill	2	4	3.5	7	0
Starks	2	4	2.0	3	0
Tanner	1	17	17.0	17	0
Rhinehart	1	0	0.0	0	0
Team	17	186	10.9	38	2
Opponents	22	303	13.8	50	1

Punt Returns

	Ret.	FC	Yds.	Avg.	Long	TD
Jackson	31	4	182	5.9	22	0
Lassiter	4	0	21	5.3	10	0
Rhinehart	1	0	18	18.0	18	0
Team	36	4	221	6.1	22	0
Opponents	42	18	547	13.0	90	3

Kickoff Returns

	No.	Yds.	Avg.	Long	TD
Kasper (NFL)	55	1,300	23.6	56	0
Kasper (AZ)	32	722	22.6	40	0
Jenkins	20	559	28.0	95	1
Anderson	12	227	18.9	27	0
Shipp	6	120	20.0	29	0

Kickoff Returns (cont.)

	No.	Yds.	Avg.	Long	TD
Bush	2	24	12.0	13	0
Makovicka	2	30	15.0	18	0
McAddley	2	45	22.5	25	0
Young	2	22	11.0	12	0
Banks	1	18	18.0	18	0
Burke	1	15	15.0	15	0
Morgan	1	15	15.0	15	0
Team	81	1,797	22.2	95	1
Opponents	58	1,407	24.3	55	0

Punting

	No.	Yds.	Avg.	Net	TB	In20	Lg	Bk.
Player	88	3,864	43.9	35.0	10	28	58	1
Team	88	3,864	43.9	35.0	10	28	58	1
Opponents	65	2,730	42.0	36.8	6	25	65	0

Field Goals

	1-19	20-29	30-39	40-49	50+
Gramatica	0-0	6-7	2-2	6-8	1-4
Team	0-0	6-7	2-2	6-8	1-4
Opponents	1-1	8-8	6-7	5-10	2-3
Gramatica:	(36G, 20G, 39G, 52N), (23G, 1), (42N), (41G, 28G, 50G), (41G, 53N, 23G, 28N, 51N, 40G), (1), (1), (40G, 27G), (1), (1), (29G, 41G, 42G), (1), (40N), (1).				
Opponents:	(35G), (46G, 19G), (50N), (1), (32G, 48G), (49N), (45G), (47N, 24G, 42G), (23G, 30G), (34G), (37G, 51G), (46N), (33N, 26G, 20G), (26G, 37G, 26G), (42N, 42N, 24G), (44G, 54G, 21G).				

Usual Starting Lineup

Offense	Defense
WRDavid Boston	LEFred Wakefield
LTJason McAddley	LTRussell Davis
LGL.J. Shelton	RTBarron Tanner
LTPete Kendall	RCBMarcus Bell
CMike Gruttsdauja	Wendell Bryant
QBJason Starkey	REKyle Vanden Bosch
RGChris Dishman	LLBRay Thompson
RTLeonard Davis	MLBRonald McKinnon
TEFreddie Jones	RLBRob Fredrickson
WRFrank Sanders	LCBDuanne Starks
QBKevin Kasper	Renaldo Hill
QBJake Plummer	RCBDavid Barrett
FBSteve Bush	SSAdrian Wilson
RBThomas Jones	FSKwame Lassiter
RBMarcel Shipp	KScott Player
KBill Gramatica	

Notes

Cards join NFC Western Division after 32 seasons in the NFC East ... first 3-2 start since 1991, first 4-2 getaway since 1988 precede injury siege ... 95 starter and replacement starter games lost to injury, most on offense ... 41 players start games ... Freddie Jones first tight end to lead team in receptions since 1973 ... RB Marcel Shipp rushing leader (834 yards) in only six starts plus 80-yard touchdown reception at St. Louis. Cards' longest play from scrimmage since 1988 ... MLB Ronald McKinnon leads Arizona in tackles for fourth consecutive season ... FS Adrian Wilson intercepts three passes against Dallas to share NFL single-game high ... Arizona beats Dallas 9-6 without a touchdown, a franchise first in 123 games ... the Cards' 49-0 loss at Kansas City the most one-sided setback in franchise history, their first shutout in 105 games, and the largest margin in the NFL since 1969 ... final political hurdles cleared to begin construction of new \$355.3 million stadium in Glendale in west suburban Maricopa County ... S Pat Tillman declines new multi-year contract offer to join U.S. Army and enter Army Ranger training.

Final NFC West Standings

Team	W	L	T	Pct.	Pts.	OP
San Francisco	10	6	0	.625	367	351
St. Louis	7	9	0	.438	316	369
Seattle	7	9	0	.438	355	369
Arizona	5	11	0	.313	262	417

Preseason Results

1946 (2-0)

Sept. 8	At Newark Bears	W	48-6	10,800
Sept. 13	Greensboro Generals	W	47-0	5,000
Home: 1-0 (5,000). Away: 1-0 (10,800).				

1947 (3-0)

Sept. 5	Philadelphia (At Buffalo, N.Y.)	W	38-21	16,282
Sept. 10	N.Y. Giants	W	52-21	39,850
Sept. 19	Boston Yanks (At Dallas, Tex.)	W	7-3 97-45	16,000
Home: 1-0 (39,850). Away: (32,282).				

1948 (4-0)

Aug. 20	College All-Stars (At Chicago, Soldier Field)	W	28-0	101,220
Sept. 6	Washington (At Denver, Colo.)	W	46-20	17,782
Sept. 10	At Philadelphia	W	23-9	65,000
Sept. 19	Pittsburgh (At Chicago-Wrigley Field)	W	35-14 132-43	16,834
Home: 2-0 (118,054). Away: 2-0 (82,782).				

1949 (4-1)

Aug. 29	Philadelphia	L	14-51	36,236
Sept. 2	N.Y. Bulldogs (At Allentown, Pa.)	W	24-21	8,316
Sept. 10	Washington (At Birmingham, Ala.)	W	24-10	25,000
Sept. 14	At Pittsburgh	W	30-7	17,983
Sept. 18	Wilkes-Barre Barons (At Pittston, Pa.)	W	49-6 141-95	3,519
Home: 0-1 (36,236). Away: 4-0 (54,818).				

1950 (1-5)

Aug. 16	At Green Bay	L	14-17	20,136
Aug. 19	N.Y. Yanks (At Des Moines, Ia.)	L	10-23	12,000
Aug. 23	At L.A. Rams	L	31-34	16,919
Aug. 26	Washington (At Denver, Colo.)	L	7-31	17,302
Sept. 1	San Francisco	W	28-21	29,207
Sept. 9	Detroit (Birmingham, Ala.)	L	16-24 106-150	15,000
Home: 1-0 (29,207). Away: 0-5 (37,055).				

1951 (2-3)

Aug. 25	At Green Bay	L	14-17	16,168
Aug. 31	N.Y. Yanks	W	28-7	20,165
Sept. 8	L.A. Rams (At Salt Lake City, Utah)	W	36-21	18,000
Sept. 15	Detroit (At San Antonio, Tex.)	L	7-21	19,510
Sept. 23	San Francisco (At Omaha, Neb.)	L	17-37 102-103	10,000
Home: 1-0 (20,165). Away: 1-3 (44,168).				

1952 (3-3)

Aug. 18	Detroit (At Amarillo, Tex.)	L	13-28	10,500
Aug. 24	At San Francisco	L	14-38	34,109
Aug. 30	L.A. Rams (At Portland, Ore.)	L	14-24	30,000
Sept. 7	Green Bay	W	38-7	15,497
Sept. 13	Camp Polk (At Camp Polk, La.)	W	66-7	6,000
Sept. 20	Dallas Texans (At Houston, Tex.)	W	10-0 155-104	12,500
Home: 1-0 (15,497). Away: 2-3.				

1953 (2-2-1)

Aug. 22	Baltimore Colts (At Lubbock, Tex.)	L	7-10	3,000
Aug. 29	Green Bay (At Spokane, Wash.)	W	13-7	17,000
Sept. 7	L.A. Rams (At Portland, Ore.)	W	23-10	26,210
Sept. 13	At San Francisco	T	14-14	22,736
Sept. 20	At Chicago Bears	L	13-14 70-55	25,840
Home: 0-0. Away: 2-2-1 (91,786).				

1954 (2-5)

Aug. 14	Green Bay (At Minneapolis, Minn.)	W	27-10	21,000
Aug. 18	Chicago Bears (At Chattanooga, Tenn.)	W	19-0	12,000
Aug. 21	N.Y. Giants (At Spokane, Wash.)	L	0-30	10,000
Aug. 29	At San Francisco	L	7-42	24,559
Sept. 4	L.A. Rams (At Portland, Ore.)	L	17-51	19,295
Sept. 11	Philadelphia (At St. Louis, Mo.)	L	0-30	10,000
Sept. 15	Baltimore Colts	L	2-20	18,581
Home: 0-1 (incomplete). Away: 2-4 (86,854).				

1955 (1-4)

Aug. 20	Chicago Bears (At Jacksonville, Fla.)	W	21-6	24,000
Aug. 28	Detroit	L	16-17	12,621
Sept. 4	At San Francisco	L	7-43	33,579
Sept. 10	Baltimore Colts	L	14-24	11,872
Sept. 17	At Green Bay (At Milwaukee, Wisc.)	L	28-37 87-126	18,000
Home: 0-1 (11,872). Away: 1-3 (88,200).				

1956 (1-5)

Aug. 18	Chicago Bears (At Jacksonville, Fla.)	L	7-31	22,000
Aug. 25	Detroit (At Mobile, Ala.)	W	20-17	20,000
Sept. 2	At San Francisco	L	13-14	28,758
Sept. 7	At L.A. Rams	L	21-69	35,855
Sept. 15	Green Bay (At St. Louis, Mo.)	L	20-21	31,454
Sept. 23	N.Y. Giants (At Memphis, Tenn.)	L	7-42 89-173	Unknown
Home: 0-0. Away: 1-5 (138,067).				

1957 (1-5)

Aug. 16	Green Bay (At Miami, Fla.)	L	16-20	20,820
Aug. 24	Green Bay (At Austin, Tex.)	L	14-17	20,000
Aug. 31	L.A. Rams (At Portland, Ore.)	L	21-63	21,108
Sept. 7	San Francisco (At Seattle, Wash.)	L	21-27	28,000
Sept. 15	Baltimore Colts (At Louisville, Ky.)	L	9-27	17,216
Sept. 21	Baltimore Colts (At St. Louis, Mo.)	W	27-21 108-175	21,182
Home: 0-0. Away: 1-5 (107,144).				

(Preseason Results continued on page 346)

(Preseason Results continued from page 345)

1958 (2-3-1)

Aug. 17	Chicago Bears (At Buffalo, N.Y.)	L	7-10	15,000
Aug. 23	Baltimore Colts (At Austin, Tex.)	T	31-31	14,000
Aug. 31	At San Francisco	L	31-55	23,997
Sept. 6	L.A. Rams (At Seattle, Wash.)	W	27-26	31,500
Sept. 12	Pittsburgh (At St. Louis, Mo.)	L	31-55	25,302
Sept. 21	Green Bay (At Minneapolis, Minn.)	W	31-24 158-201	18,520

Home: 0-0. Away: (114,319).

1959 (4-3)

Aug. 5	At Toronto Argonauts	W	55-27	27,152
Aug. 15	Detroit (At Norman, Okla.)	L	19-21	40,000
Aug. 22	Pittsburgh (At L.A. Rams)	W	21-10 21-34	15,000 52,013
Sept. 5	San Francisco (At Seattle, Wash.)	W	27-24	23,000
Sept. 11	Pittsburgh (At St. Louis, Mo.)	L	13-21	30,055
Sept. 20	Baltimore Colts (At Louisville, Ky.)	W	31-17 182-147	16,671

Home: 0-0. Away: 4-3 (173,836).

1960 (4-2)

Aug. 13	Dallas (At San Antonio)	W	20-13	14,000
Aug. 20	Detroit (At Toledo)	L	21-24	8,036
Aug. 26	Baltimore (At Charleston, S.C.)	W	31-21	14,000
Sept. 5	At Green Bay	L	14-35	20,668
Sept. 9	Philadelphia	W	35-14	23,666
Sept. 18	At San Francisco	W	24-17	13,021

Home: 1-0 (23,666). Away: 3-2 (69,725). 145-124

1961 (1-4)

Aug. 2	At Toronto (Vs. CFL Argonauts)	W	36-7	24,376
Aug. 18	Green Bay	L	10-31	31,056
Aug. 26	Pittsburgh (At Jacksonville, Fla.)	L	14-24	13,090
Sept. 1	At Detroit	L	7-20	12,621
Sept. 9	Philadelphia (At Hershey, Pa.)	L	0-27 67-109	13,392

Home: 0-1 (31,056). Away: 1-3 (76,535).

1962 (1-3-1)

Aug. 11	N.Y. Giants (At Canton, O.)	T	21-21	15,000
Aug. 18	Green Bay (At Jacksonville, Fla.)	L	14-21	21,622
Aug. 25	At Minnesota	W	24-21	15,500
Sept. 1	Detroit (At Omaha, Neb.)	L	14-19	13,319
Sept. 7	Detroit	L	0-14	32,439

Home: 0-1 (32,439). Away: 1-2-1 (65,441). 73-116

1963 (2-2)

Aug. 16	San Francisco (At Salt Lake City)	W	24-22	19,036
Aug. 24	Detroit (At Omaha, Neb.)	L	17-22	14,400
Aug. 31	At Chicago Bears	W	17-14	60,884
Sept. 6	Minnesota	L	0-35	30,842

Home: 0-1 (30,842). Away: 2-1 (94,322). 58-93

1964 (3-2)

Aug. 8	Green Bay (At New Orleans)	W	20-7	63,000
Aug. 15	Minnesota (At Atlanta)	L	10-24	10,500
Aug. 21	Baltimore	W	30-21	32,069
Aug. 28	At Chicago Bears	W	7-3	50,173
Sept. 5	Washington (At Norfolk, Va.)	L	10-17 77-72	20,642

Home: 1-0 (32,069). Away: 2-2 (144,315).

1965 (1-3-1)

Aug. 14	Baltimore (At New Orleans)	L	10-22	75,229
Aug. 21	Washington (At Richmond, Va.)	L	7-13	19,000
Aug. 27	San Francisco	T	17-17	29,831
Sept. 3	At Chicago Bears	W	25-3	52,648
Sept. 11	At Green Bay	L	13-31	50,858

Home: 0-1-1 (105,060). Away: 1-2 (122,506). 72-86

1966 (2-3)

Aug. 6	Atlanta	W	20-10	34,303
Aug. 11	At Detroit	W	28-14	24,011
Aug. 19	Baltimore	L	7-33	28,304
Aug. 27	At L.A. Rams	L	14-32	33,172
Sept. 2	At Chicago Bears	L	20-22	58,620

Home: 1-1 (62,607). Away: 1-2 (115,803). 89-112

1967 (1-4)

Aug. 12	New Orleans (At Shreveport, La.)	L	14-23	26,500
Aug. 21	Baltimore	W	9-5	34,054
Aug. 26	Pittsburgh (At Nashville, Tenn.)	L	13-24	10,376
Sept. 1	At Chicago Bears	L	14-42	41,079
Sept. 8	Detroit	L	7-21	18,083

Home: 1-2 (52,137). Away: 0-2 (69,579). 57-115

1968 (3-2)

Aug. 9	Pittsburgh	W	24-7	26,811
Aug. 17	At Kansas City	L	10-13	47,462
Aug. 25	N.Y. Giants (At New Haven, Conn.)	W	18-10	53,776
Sept. 1	Minnesota	W	31-28	25,233
Sept. 6	At Chicago Bears	L	17-19	59,681

Home: 2-0 (52,044). Away: 1-2 (160,919). 100-77

1969 (4-2)

Aug. 9	N.Y. Jets	W	13-6	50,372
Aug. 16	Pittsburgh (At Norfolk, Va.)	W	27-13	13,815
Aug. 23	Minnesota (At Memphis, Tenn.)	L	13-41	34,416
Aug. 29	Kansas City	L	21-31	48,006
Sept. 7	At San Francisco	W	21-10	32,506
Sept. 21	At Chicago Bears	W	37-31	61,227

Home: 1-1 (98,378). Away: 3-1 (141,965). 132-132

1970 (3-2)

Aug. 15	At Denver	L	16-26	36,327
Aug. 22	Cincinnati	W	41-20	15,864
Aug. 29	Chicago Bears	W	24-3	38,888
Sept. 5	San Diego (At Cleveland)	L	27-38	83,043

Sept. 12	Kansas City	W	34-24	50,661
----------	-------------	---	-------	--------

Home: 3-1 (186,456). Away: 0-1 (36,327). 142-111

1971 (2-2-1)

Aug. 14	Houston	W	16-14	40,993
Aug. 21	At Washington	L	13-20	40,228
Aug. 28	At Cincinnati	L	21-22	55,493
Sept. 4	At Kansas City	T	17-17	36,743
Sept. 10	Cleveland	W	27-13	46,171

Home: 2-0 (87,164). Away: 0-2-1 (132,464). 94-86

1972 (4-2)

Aug. 4	At Buffalo	W	27-10	38,338
Aug. 12	At Kansas City	L	14-24	78,190
Aug. 19	Denver	W	17-13	34,506
Aug. 24	At Houston	L	24-33	38,596
Sept. 2	At Green Bay	W	31-10	56,263
Sept. 9	Chicago Bears	W	33-14	48,112
Home: 2-0 (62,618). Away: 2-2 (211,387).				146-104

1973 (2-3)

Aug. 11	At San Diego	W	17-13	40,447
Aug. 18	At Denver	L	17-38	39,088
Aug. 25	N.Y. Jets	W	13-10	41,040
Sept. 1	At Chicago Bears	L	20-31	55,701
Sept. 7	Kansas City	L	7-16	49,486
				74-108

Home: 1-1 (90,526). Away: 1-2 (135,236).

1974 (3-4)

July 27	Buffalo (At Canton, O.)	W	17-13	17,286
Aug. 3	Chicago (At Champaign, Ill.)	W	10-0	12,877
Aug. 10	Green Bay (At Milwaukee)	L	0-13	43,000
Aug. 17	San Diego, (At Seattle)	W	48-14	5,383
Aug. 23	N.Y. Jets	L	7-20	39,643
Aug. 31	Minnesota	L	10-14	38,040
Sept. 6	At Kansas City	L	16-31	46,067
Home: 2-2 (113,229). Away: 0-2 (89,067).				21-99

1975 (3-3)

Aug. 9	At Kansas City	W	10-3	40,081
Aug. 16	N.Y. Jets	L	13-14	41,265
Aug. 23	Chicago (At Champaign, Ill.)	L	13-14	19,127
Aug. 30	San Diego	W	14-9	37,468
Sept. 6	At Minnesota	W	13-6	46,975
Sept. 14	At Denver	L	17-21	45,631
Home: 1-1 (78,733). Away: 2-2 (15,814).				80-67

1976 (4-2)

July 31	N.Y. Jets	W	13-12	16,168
Aug. 7	Oakland (At Tempe, Ariz.)	L	9-20	33,216
Aug. 16	San Diego (At Tokyo)	W	20-10	38,000
Aug. 21	At Chicago Bears	W	20-14	55,755
Aug. 28	Denver	L	17-21	39,808
Sept. 3	Kansas City	W	31-14	42,997
Home: 2-1 (98,973). Away: 2-1 (126,971).				110-91

1977 (1-5)

Aug. 6	Atlanta	L	0-3	24,667
Aug. 13	At Denver	L	7-15	44,001
Aug. 19	At Cleveland	L	10-19	31,308
Aug. 27	Cincinnati	L	9-33	44,876
Sept. 2	Chicago Bears	W	23-14	45,074
Sept. 10	At Kansas City	L	20-37	38,480
Home: 1-2 (114,617). Away: 0-3 (113,789).				69-121

1978 (2-2)

Aug. 5	At Miami	L	7-28	46,657
Aug. 12	At Chicago Bears	W	26-14	52,732
Aug. 19	At Green Bay	L	17-23	50,423
Aug. 26	At Kansas City	W	12-7	40,884
Home: 0-0. Away: 2-2 (190,696).				61-72

1979 (2-2)

Aug. 2	At Houston	L	7-9	46,252
Aug. 9	Atlanta	W	42-17	39,705
Aug. 18	At Kansas City	L	3-20	43,214
Aug. 25	Chicago Bears	W	10-7	43,541
Home: 2-0 (83,246). Away: 0-2 (89,466).				62-53

1980 (2-2)

Aug. 9	At New Orleans	L	13-17	57,923
Aug. 16	At Tampa Bay	W	21-14	68,384
Aug. 23	Kansas City	L	10-20	41,687
Aug. 30	At Chicago Bears	W	21-13	56,866
Home: 0-1 (41,687). Away: 2-1 (183,173).				65-64

1981 (3-1)

Aug. 8	At San Diego	W	12-10	49,234
Aug. 14	At Seattle	W	30-21	55,520
Aug. 22	At Kansas City	W	16-3	42,550
Aug. 29	Chicago Bears	L	27-31	48,793
Home: 0-1 (48,793). Away: 3-0 (147,304).				85-65

1982 (1-3)

Aug. 13	At Seattle	L	0-14	55,525
Aug. 21	At San Francisco	L	13-16	51,931
Aug. 28	At Chicago Bears	W	10-3	62,078
Sept. 4	Kansas City	L	6-10	39,926
Home: 0-1 (39,926). Away: 1-2 (169,534).				29-43

1983 (1-3)

Aug. 6	Minnesota (At London)	L	10-28	32,847
Aug. 13	Chicago Bears (OT)	W	27-24	31,375
Aug. 20	At Kansas City	L	16-17	34,070
Aug. 27	Green Bay	L	27-39	33,041
Home: 1-1 (97,263). Away: 0-2 (34,070).				80-108

1984 (3-1)

Aug. 4	At Chicago Bears	W	19-10	34,399
Aug. 10	Kansas City	W	14-10	30,223
Aug. 17	At Seattle	L	7-17	53,772
Aug. 24	Minnesota	W	31-0	31,210
Home: 2-0 (61,433). Away: 1-1 (88,171).				71-37

1985 (2-2)

Aug. 9	Chicago Bears	W	10-3	36,305
Aug. 15	At L.A. Rams	L	7-39	40,518
Aug. 23	Pittsburgh	W	14-6	36,237
Aug. 31	At Kansas City	L	13-17	38,618
Home: 2-0 (72,542). Away: 0-2 (79,136).				44-65

1986 (2-3)

Aug. 2	New England (At Canton, O.)	L	16-21	22,739
Aug. 9	At Tampa Bay	W	26-10	31,550
Aug. 16	Kansas City	L	26-27	30,305
Aug. 23	At Chicago Bears	W	14-7	66,030
Aug. 29	At San Diego	L	17-24	44,744
Home: 0-2 (53,044). Away: (142,324).				99-89

1987 (2-2)

Aug. 15	At Cleveland	L	16-31	78,650
Aug. 22	Seattle	W	28-21	25,309
Aug. 31	At Chicago Bears	W	20-16	66,030
Sept. 6	Kansas City (OT) (At Memphis)	L	10-13	62,353
Home: 2-0 (87,662). Away: 0-2 (144,680).				74-81

1988 (1-3)

Aug. 4	At Seattle	L	7-21	54,778
Aug. 12	New Orleans*	L	28-33	51,987
Aug. 21	Minnesota (OT)	L	16-19	46,249
Aug. 28	At Kansas City	W	41-21	36,883
Home: 0-2 (96,236). Away: 1-1 (91,661).				92-94

*First game in Arizona as Phoenix Cardinals

1989 (1-3)

Aug. 11	Seattle	L	10-16	37,158
Aug. 21	At L.A. Rams	L	20-23	39,666
Aug. 28	Cleveland	W	21-7	36,667
Sept. 1	At San Diego	L	20-21	41,453
Home: 1-1 (73,825). Away: 0-2 (81,119).				71-67

(Preseason Results continued on page 348)

(Preseason Results continued from page 347)

1990 (0-4)

Aug. 11	Seattle	L	9-34	31,316
Aug. 18	Chicago	L	9-17	42,016
Aug. 25	At L.A. Rams	L	7-27	44,134
Aug. 31	At Denver	L	14-25	71,082
Home: 0-2 (73,332). Away: 0-2 (115,216).				39-103

1991 (4-0)

Aug. 3	At Seattle	W	31-13	49,448
Aug. 11	At Chicago	W	12-10	55,513
Aug. 17	New England	W	46-0	51,070
Aug. 23	Denver	W	34-10	38,372
				123-33

Home: 2-0 (89,442). Away: 2-0 (104,961).

1992 (3-1)

Aug. 8	San Diego	W	35-14	28,298
Aug. 15	Chicago	W	20-17	47,026
Aug. 22	At Seattle	L	10-17	51,007
Aug. 26	At Denver	W	21-17	66,743
Home: 2-0 (75,324). Away: 1-1 (117,750).				86-65

1993 (3-1)

Aug. 7	L.A. Rams	W	24-13	36,803
Aug. 14	At Chicago	W	11-10	51,748
Aug. 21	At San Diego	L	3-10	52,309
Aug. 27	Denver	W	34-9	44,207
Home: 2-0 (81,010). Away: 1-1 (104,057).				72-42

1994 (1-3)

Aug. 5	San Francisco	W	17-7	61,619
Aug. 13	Chicago	L	0-16	52,502
Aug. 19	At Detroit	L	16-24	40,657
Aug. 25	At Denver	L	21-30	70,075
				54-77

Home: 1-1 (114,121). Away: 0-2 (110,732).

1995 (3-1)

Aug. 5	At Houston	W	16-13	39,899
Aug. 11	Kansas City	W	22-17	37,622
Aug. 20	At Chicago	W	17-16	52,116
Aug. 25	Cleveland	L	17-31	40,903
Home: 1-1 (78,525). Away: 2-0 (92,015).				72-77

1996 (1-3)

Aug. 2	Oakland	L	3-26	36,869
Aug. 10	Cincinnati	W	13-10	22,490
Aug. 17	At San Diego	L	10-32	49,442
Aug. 23	At Atlanta	L	30-31	29,306
Home: 1-1 (59,359). Away: 0-2 (78,748).				56-99

1997 (1-3)

Aug. 2	At Seattle	L	6-34	49,445
Aug. 8	At St. Louis	L	0-12	56,799
Aug. 17	At Chicago	L	10-22	22,331
Aug. 22	Oakland	W	15-13	30,584
Home: 1-0 (30,584). Away: 0-3 (126,575).				31-81

1998 (2-2)

Aug. 7	At Detroit (OT)	L	10-13	46,331
Aug. 14	Chicago	W	27-24	30,983
Aug. 22	Seattle	L	24-31	32,683
Aug. 29	At Oakland	W	21-14	31,858
Home: 1-1 (63,666). Away: 1-1 (78,189).				82-82

1999 (1-3)

Aug. 14	At Denver	L	7-38	67,941
Aug. 20	Tennessee	W	27-17	39,641
Aug. 28	At Seattle	L	7-41	66,277
Sept. 3	Oakland	L	7-43	42,076
Home: 1-1 (81,717). Away: 0-2 (134,218).				48-139

2000 (1-3)

Aug. 5	Denver	L	17-31	37,781
Aug. 12	Seattle	W	21-3	34,774
Aug. 18	At Minnesota	L	17-35	63,563
Aug. 25	At San Diego	L	20-24	42,403
Home: 1-1 (72,555). Away: 0-2 (105,966).				48-139

2001 (3-1)

Aug. 11	Oakland	L	7-10	33,482
Aug. 18	At Seattle (OT)	W	16-13	47,553
Aug. 25	At Chicago	W	24-20	66,944
Aug. 31	San Diego	W	16-3	27,301
Home: 1-1 (60,783). Away: 2-0 (114,497).				63-46

2002 (3-1)

Aug. 10	At San Diego	W	24-17	39,537
Aug. 17	Green Bay	L	21-29	35,716
Aug. 24	Denver	L	13-19	26,736
Aug. 29	At Oakland	L	3-31	35,738
Home: 1-1 (62,452). Away: 0-2 (75,275).				61-96

All-Time Opponents

Akron Indians
Akron Pros
Atlanta Falcons
Baltimore Colts
Baltimore Ravens
Battle Creek Maroons
Berkeley Giants
Boston Braves
Boston Redskins
Boston Yankees
Brooklyn Dodgers
Buffalo All-Americans
Buffalo Bills
Buffalo Bisons
Camp Poik
Canton Bulldogs
Carolina Panthers
Chicago Bears
Chicago Staleys
Chicago Staysms
Chicago Tigers
Cincinnati Bengals

Cincinnati Celts
Cincinnati Reds
Cleveland Browns
Cleveland Bulldogs
Cleveland Indians
Cleveland Rams
College All-Stars
Columbus Panhandles
Columbus Tigers
Dallas Cowboys
Dallas Texans
Dayton Triangles
Decatur Staleys
Denver Broncos
Detroit Heralds
Detroit Lions
Duluth Kelleys
Frankford Yellow Jackets
Freeport Lions
Gary Elks
Green Bay Packers
Greensboro Generals

Hammond Pros
Houston Oilers
Indianapolis Colts
Indianapolis Indians
Jacksonville Jaguars
Kansas City Blues
Kansas City Chiefs
Kansas City Cowboys
Kenosha Cardinals
LaCrosse Lagers
Lansing Oldsmobile
Los Angeles Buccaneers
Los Angeles Bulldogs
Los Angeles Raiders
Los Angeles Rams
Maplewood Rovers
Memphis Tigers
Miami Dolphins
Milwaukee Badgers
Milwaukee Nighthawks
Minneapolis Marines
Minneapolis Red Jackets

Minnesota Vikings
Moline Athletics
New England Patriots
New Orleans Saints
New York Bulldogs
New York Jets
New York Yanks
New York Yankees
Newark Bears
Oakland Raiders
Oranang Indians
Orange Tornadoes
PCFL All-Stars
Philadelphia Eagles
Phila.-Pitt. Steagles
Pittsburgh Pirates
Pittsburgh Steelers
Portsmouth Spartans
Pottsville Maroons
Providence Steam Roller
Racine American Legion
Racine Legion

Racine Tornadoes
Rochester Jeffersons
Rock Island Independents
San Diego Chargers
San Francisco 49ers
Seattle Seahawks
S. California Maroons
St. Louis Gunners
St. Louis Rams
Stanford Braves
Staten Island Stapletons
Tampa Bay Buccaneers
Tennessee Titans
Toronto Argonauts
Tulsa Oilers
Washington Redskins
Western Army All-Stars
Wichita Aero
Winners
Wilkes-Barre Barons

Rivalries

Atlanta Falcons (13-8)

1966	Falcons	A	16-10
1968	Cardinals	H	17-12
1971	Cardinals	A	26-9
1973	Cardinals	A	32-10
1975	Cardinals	H	23-20
1978	Cardinals	H	42-21
1980	Falcons (OT)	H	33-27
1981	Falcons	A	41-20
1982	Cardinals	A	23-20
1986	Falcons	A	33-13
1987	Cardinals	A	34-21
1989	Cardinals	H	34-20
1990	Cardinals	A	24-13
1991	Cardinals	H	16-10
1992	Falcons	A	20-17
1993	Cardinals	A	27-10
1994	Falcons	A	10-6
1995	Cardinals (OT)	H	40-37
1997	Cardinals	H	29-26
1999	Falcons	A	37-14
2001	Falcons	H	34-14

Baltimore Ravens (1-1)

1997	Cardinals	A	16-13
2000	Ravens	H	13-7

Buffalo Bills (3-4)

1971	Cardinals	A	28-23
1975	Bills	H	32-14
1981	Cardinals	H	24-0
1984	Cardinals	H	37-7
1986	Bills	A	17-10
1990	Bills	A	45-14
1999	Bills	H	31-21

Carolina Panthers (2-1)

1995	Panthers	A	27-7
2001	Cardinals	A	30-7
2002	Cardinals	A	16-13

Chicago Bears (26-54-6)

1920	Cardinals	A	7-6
	Bears	H	10-0
1921	Tie	H	0-0
1922	Cardinals	H	6-0
	Cardinals	A	9-0
1923	Bears	A	3-0
1924	Bears	A	6-0
	Bears	H	21-0
1925	Cardinals	H	9-0
	Tie	A	0-0
1926	Bears	H	16-0
	Bears	A	10-0
	Tie	A	0-0
1927	Bears	H	9-0
	Cardinals	A	3-0

1928	Bears	H	15-0
	Bears	A	34-0
1929	Tie	A	0-0
	Cardinals	H	40-6
1930	Bears	H	32-6
	Bears	A	6-0
1931	Bears	A	26-13
	Bears	H	18-7
1932	Tie	A	0-0
	Bears	H	34-0
1933	Bears	H	12-9
	Bears	A	22-6
1934	Bears	A	20-0
	Bears	A	17-6
1935	Tie	A	7-7
	Bears	H	13-0
1936	Bears	A	7-3
	Cardinals	H	14-7
1937	Bears	A	16-7
	Bears	H	42-28
1938	Bears	H	16-13
	Bears	A	34-28
1938	Bears	A	44-7
	Bears	H	48-7
1940	Cardinals	H	21-7
	Bears	A	31-23
1941	Bears	A	53-7
	Bears	H	34-24
1942	Bears	A	41-14
	Bears	H	21-7
1943	Bears	A	20-0
	Bears	H	35-24
1944	Bears	A	34-7
	Bears	H	49-7
1945	Cardinals	A	16-7
	Bears	H	28-20
1946	Bears	H	34-17
	Cardinals	A	35-28
1947	Cardinals	H	31-7
	Cardinals	A	30-21
1948	Bears	H	28-17
	Cardinals	A	24-21
1949	Bears	H	17-7
	Bears	A	52-21
1950	Bears	A	27-6
	Cardinals	H	20-10
1951	Cardinals	H	28-14
	Cardinals	A	24-14
1952	Cardinals	H	21-10
	Bears	A	10-7
1953	Cardinals	A	24-17
1954	Bears	H	29-7
1955	Cardinals	H	53-14
1956	Bears	A	10-3
1957	Bears	H	14-6
1958	Bears	A	30-14
1959	Bears	H	31-7
1965	Bears	A	34-13
1966	Cardinals	H	24-17
1967	Bears	A	30-3
1969	Cardinals	H	20-17
1972	Bears	H	27-10
1975	Cardinals	A	34-20
1977	Cardinals	H	16-13
1978	Bears	A	17-10
1979	Bears	A	42-6
1982	Cardinals	A	10-7
1984	Cardinals	H	38-21

1990	Bears	H	31-21
1994	Bears (OT)	H	19-16
1998	Cardinals	H	20-7
2001	Bears	A	20-13

Cincinnati Bengals (2-5)

1973	Bengals	A	42-24
1979	Bengals	A	34-28
1985	Cardinals	H	41-27
1988	Bengals	A	21-14
1994	Cardinals	H	28-7
1997	Bengals	A	24-21
2000	Bengals	A	24-13

Cleveland Browns (11-32-3)

1950	Browns	A	34-24
	Browns	H	10-7
1951	Browns	H	34-17
	Browns	A	49-28
1952	Browns	A	28-13
	Browns	H	10-0
1953	Browns	H	27-7
	Browns	A	27-16
1954	Browns	A	31-7
	Browns	H	35-3
1955	Browns	H	26-20
	Browns	A	35-24
1956	Cardinals	H	9-7
	Cardinals	A	24-7
1957	Browns	H	17-7
	Browns	A	31-0
1958	Browns	A	35-28
	Browns	H	38-24
1959	Browns	H	34-7
	Browns	A	17-7
1960	Browns	A	28-27
	Tie	H	17-17
1961	Browns	A	20-17
	Browns	H	21-10
1962	Browns	H	34-7
	Browns	A	38-14
1963	Cardinals	A	20-14
	Browns	H	24-10
1964	Tie	A	33-33
	Cardinals	H	28-19
1965	Cardinals	A	49-13
	Browns	H	27-24
1966	Cardinals	A	34-28
	Browns	H	38-10
1967	Browns	A	20-16
	Browns	H	20-16
1968	Cardinals	A	27-21
	Cardinals	H	27-16
1969	Tie	A	21-21
	Browns	H	27-21
1974	Cardinals	H	29-7
1979	Browns	H	38-20
1985	Cardinals (OT)	A	27-24
1988	Browns	H	29-21
1994	Browns	A	32-0
2000	Cardinals	H	29-21

(Rivalries continued on page 350)

(Rivalries continued from page 349)

Dallas Cowboys (28-52-1)

1960	Cardinals	H	12-10
1961	Cardinals	A	31-17
	Cardinals	H	31-13
1962	Cardinals	A	28-24
	Cardinals	H	52-20
1963	Cardinals	A	34-7
	Cowboys	H	28-24
1964	Cardinals	A	16-6
	Cowboys	H	31-13
1965	Cardinals	H	20-13
	Cowboys	A	27-13
1966	Tie	H	10-10
	Cowboys	A	31-17
1967	Cowboys	A	46-21
1968	Cowboys	H	27-10
1969	Cowboys	A	24-3
1970	Cardinals	H	20-7
	Cardinals	A	38-0
1971	Cowboys	H	16-13
	Cowboys	A	31-13
1972	Cowboys	A	33-24
	Cowboys	H	27-6
1973	Cowboys	A	45-10
	Cowboys	H	30-3
1974	Cardinals	H	31-28
	Cowboys	A	17-14
1975	Cowboys (OT)	A	37-31
	Cardinals	H	31-17
1976	Cardinals	H	21-17
	Cowboys	A	19-14
1977	Cowboys	H	30-24
	Cardinals	A	24-17
1978	Cowboys	A	21-12
	Cowboys (OT)	H	24-21
1979	Cowboys	H	22-21
	Cowboys	A	22-13
1980	Cowboys	H	27-24
	Cowboys	A	31-21
1981	Cowboys	A	30-17
	Cardinals	H	20-17
1982	Cowboys	H	24-7
1983	Cowboys	H	34-17
	Cowboys	A	35-14
1984	Cardinals	A	31-20
	Cowboys	H	24-17
1985	Cardinals	H	21-10
	Cowboys	A	35-17
1986	Cowboys	H	31-7
	Cowboys	A	37-6
1987	Cardinals	H	24-13
	Cowboys	A	21-16
1988	Cowboys	H	*17-14
	Cardinals	A	16-10
1989	Cardinals	A	19-10
	Cardinals	H	24-20
1990	Cardinals	H	20-3
	Cowboys	A	41-10
1991	Cowboys	H	17-9
	Cowboys	A	27-7
1992	Cowboys	A	31-20
	Cowboys	H	16-10
1993	Cowboys	H	17-10
	Cowboys	A	20-15
1994	Cowboys	A	38-3
	Cowboys	H	28-21
1995	Cowboys	A	34-20
	Cowboys	H	37-13
1996	Cowboys	A	17-3
	Cowboys	H	10-6
1997	Cardinals (OT)	H	25-22
	Cowboys	A	24-6
1998	Cowboys	A	38-10
	Cowboys	H	35-28
	Cardinals	A	*20-7
1999	Cowboys	A	35-7
	Cardinals	H	13-9

2000	Cardinals	H	32-31
	Cowboys	A	48-7
2001	Cowboys	A	17-3
	Cardinals	H	17-10
2002	Cardinals	H	9-6

*First regular-season game in Arizona
*Wild Card Playoff

Denver Broncos (0-6-1)

1973	Tie	H	17-17
1977	Broncos	A	7-0
1989	Broncos	H	37-0
1991	Broncos	A	24-19
1995	Broncos	A	38-6
2001	Broncos	H	38-17
2002	Broncos	A	37-7

Detroit Lions (19-28-3)

1934	Lions	A	6-0
	Lions	H	17-13
1935	Tie	A	10-10
	Lions	H	7-6
1936	Lions	A	39-0
	Lions	H	14-7
1937	Lions	A	16-7
	Lions	H	16-7
1938	Lions	A	10-0
	Lions	H	7-3
1939	Lions	A	21-13
	Lions	H	17-3
1940	Tie	H	0-0
	Lions	A	43-14
1941	Tie	H	14-14
	Lions	A	21-3
1942	Cardinals	H	13-0
	Cardinals	A	7-0
1943	Lions	A	35-17
	Lions	H	7-0
1944	Lions	H	27-6
	Lions	A	21-7
1945	Lions	H	10-0
	Lions	A	26-0
1946	Cardinals	H	34-14
	Cardinals	A	36-14
1947	Cardinals	H	45-21
	Cardinals	A	17-7
1948	Cardinals	H	56-20
	Cardinals	A	28-14
1949	Lions	H	24-7
	Cardinals	A	42-19
1959	Lions	A	45-21
1961	Lions	H	45-14
1967	Cardinals	H	38-28
1969	Lions	A	20-0
1970	Lions	A	16-3
1973	Lions	H	20-16
1975	Cardinals	A	24-13
1978	Cardinals	H	21-14
1980	Lions	A	20-7
	Cardinals	H	24-23
1989	Cardinals	A	16-13
1993	Lions	A	26-20
	Lions	H	21-14
1995	Cardinals	A	20-17
1998	Cardinals	A	17-15
1999	Cardinals	H	23-19
2001	Cardinals	H	45-38
2002	Cardinals	H	23-20

Green Bay Packers (22-44-4)

1921	Tie	H	3-3
1922	Cardinals	H	16-3
1924	Cardinals	H	3-0
1925	Cardinals	H	9-6
1926	Cardinals	A	13-7
	Packers	H	3-0
1927	Packers	A	13-0
	Tie	H	6-6
1928	Packers	A	20-0
1929	Packers	A	9-2
	Packers	H	7-6
	Packers	H	12-0
1930	Packers	A	14-0
	Cardinals	H	13-6
1931	Packers	A	26-7
	Cardinals	H	21-13
1932	Packers	A	15-7
	Packers	H	19-9
1933	Packers	H	14-6
1934	Packers	A	15-0
	Cardinals	A	9-0
	Cardinals	H	6-0
1935	Cardinals	A	7-6
	Cardinals	A	3-0
	Cardinals	H	9-7
1936	Packers	A	10-7
	Packers	A	24-0
	Tie	H	0-0
1937	Cardinals	A	14-7
	Packers	A	34-13
1938	Packers	A	28-7
	Packers	H	24-22
1939	Packers	A	14-10
	Packers	A	27-20
1940	Packers	A	31-6
	Packers	H	28-7
1941	Packers	A	14-13
	Packers	A	17-9
1942	Packers	H	17-13
	Packers	A	55-24
1943	Packers	H	28-7
	Packers	A	35-14
1944	Packers	A	34-7
	Packers	H	35-20
1945	Packers	A	33-14
1946	Packers	H	19-7
	Cardinals	A	24-6
1947	Cardinals	A	14-10
	Cardinals	H	21-20
1948	Cardinals	A	17-7
	Cardinals	H	42-7
1949	Cardinals	A	39-17
	Cardinals	H	41-21
1955	Packers	A	31-14
1956	Packers	H	24-21
1962	Packers	A	17-0
1963	Packers	H	30-7
1965	Cardinals	A	*24-17
1967	Packers	H	31-23
1969	Packers	A	45-28
1971	Tie	H	16-16
1973	Packers	A	25-21
1976	Cardinals	H	29-0
1982	Packers	A	*41-16
1984	Packers	A	24-23
1985	Cardinals	H	43-28
1988	Packers	H	26-17
1990	Packers	A	24-21
1999	Packers	A	49-24
2000	Packers	H	29-3

*NFL Playoff Bowl at Miami
+First Round, Super Bowl Tournament

Houston Texans (0-0)

Indianapolis Colts (6-6)

1961.....Colts.....A.....16-0
1964.....Colts.....A.....47-27
1968.....Colts.....A.....27-0
1972.....Cardinals.....A.....10-3
1976.....Cardinals.....H.....24-17
1978.....Colts.....H.....30-17
1980.....Cardinals.....A.....17-10
1981.....Cardinals.....A.....35-24
1984.....Cardinals.....A.....34-33
1990.....Cardinals.....H.....20-17
1992.....Colts.....A.....16-13
1996.....Colts.....A.....20-13

Jacksonville Jaguars (0-1)

2000.....Jaguars.....A.....44-10

Kansas City Chiefs (2-6-1)

1970.....Tie.....A.....6-6
1974.....Chiefs.....H.....17-13
1980.....Chiefs.....H.....21-13
1983.....Chiefs.....A.....36-14
1986.....Cardinals.....H.....23-14
1995.....Chiefs.....H.....24-3
1998.....Chiefs.....A.....34-24
2001.....Cardinals.....H.....24-16
2002.....Chiefs.....A.....49-0

Miami Dolphins (0-8)

1972.....Dolphins.....A.....31-10
1977.....Dolphins.....H.....55-14
1978.....Dolphins.....A.....24-10
1981.....Dolphins.....H.....20-7
1984.....Dolphins.....H.....36-28
1990.....Dolphins.....A.....23-3
1996.....Dolphins.....H.....38-10
1999.....Dolphins.....A.....19-16

Minnesota Vikings (8-10)

1983.....Cardinals.....A.....56-14
1967.....Cardinals.....A.....34-24
1969.....Vikings.....H.....27-10
1972.....Cardinals.....A.....19-17
1974.....Vikings.....H.....28-24
.....Vikings.....A.....30-14
1977.....Cardinals.....A.....27-7
1979.....Cardinals.....H.....37-7
1981.....Cardinals.....H.....30-17
1983.....Cardinals.....H.....41-31
1991.....Vikings.....A.....34-7
.....Vikings.....H.....28-0
1994.....Cardinals.....H.....17-7
1995.....Vikings (OT).....H.....30-24
1996.....Vikings.....A.....41-17
1997.....Vikings.....H.....20-19
1998.....Vikings.....A.....41-21
2000.....Vikings.....A.....31-14

*NFC Divisional Playoff

New England Patriots (6-4)

1970.....Cardinals.....H.....31-0
1975.....Cardinals.....H.....24-17
1978.....Patriots.....H.....18-6
1981.....Cardinals.....A.....27-20

1984.....Cardinals.....A.....33-10
1990.....Cardinals.....H.....34-14
1991.....Cardinals.....H.....24-10
1993.....Patriots.....H.....23-21
1996.....Patriots.....A.....31-0
1999.....Patriots.....H.....27-3

New Orleans Saints (12-11)

1967.....Cardinals.....H.....31-20
1968.....Cardinals.....A.....21-20
.....Cardinals.....H.....31-17
1969.....Saints.....H.....51-42
1970.....Cardinals.....H.....24-17
1974.....Saints.....A.....14-0
1977.....Cardinals.....H.....49-31
1980.....Cardinals.....A.....40-7
1981.....Cardinals.....H.....30-3
1982.....Cardinals.....A.....21-7
1983.....Saints.....A.....28-17
1984.....Saints.....A.....34-24
1985.....Cardinals.....H.....28-16
1986.....Saints.....H.....16-7
1987.....Cardinals.....H.....24-19
1990.....Saints.....A.....28-7
1991.....Saints.....H.....27-3
1992.....Saints.....H.....30-21
1993.....Saints.....H.....20-17
1996.....Cardinals.....A.....28-14
1997.....Saints.....A.....27-10
1998.....Cardinals.....H.....19-17
2000.....Saints.....H.....21-10

New York Giants (40-78-2)

1926.....Giants.....A.....20-0
1927.....Giants.....A.....28-7
1929.....Giants.....A.....24-21
1930.....Giants.....A.....25-12
.....Giants.....H.....13-7
1935.....Cardinals.....A.....14-13
1936.....Giants.....A.....14-6
1938.....Giants.....A.....6-0
1939.....Giants.....A.....17-7
1941.....Cardinals.....A.....10-7
1942.....Giants.....A.....21-7
1943.....Giants.....A.....24-13
1944.....Giants.....A.....23-0
1946.....Giants.....H.....28-24
1947.....Giants.....A.....35-31
1948.....Cardinals.....A.....63-35
1949.....Giants.....H.....41-38
1950.....Cardinals.....H.....17-3
.....Giants.....A.....51-21
1951.....Giants.....A.....28-17
.....Giants.....H.....10-0
1952.....Cardinals.....A.....24-23
.....Giants.....H.....28-6
1953.....Giants.....A.....21-7
.....Giants.....H.....23-20
1954.....Giants.....H.....41-10
.....Giants.....A.....31-17
1955.....Cardinals.....H.....28-17
.....Giants.....A.....10-0
1956.....Cardinals.....H.....35-27
.....Giants.....A.....23-10
1957.....Giants.....A.....27-14
.....Giants.....H.....28-21
1958.....Giants.....H.....37-7
.....Cardinals.....A.....23-6
1959.....Giants.....A.....9-3
.....Giants.....H.....30-20
1960.....Giants.....H.....35-14
.....Cardinals.....A.....20-13
1961.....Cardinals.....A.....21-10
.....Giants.....H.....24-9
1962.....Giants.....H.....31-14
.....Giants.....A.....31-28

1963.....Giants.....H.....38-21
.....Cardinals.....A.....24-17
1964.....Giants.....A.....34-17
.....Tie.....H.....10-10
1965.....Giants.....A.....14-10
.....Giants.....H.....28-15
1966.....Cardinals.....H.....24-19
.....Cardinals.....A.....20-17
1967.....Giants.....H.....37-20
.....Giants.....A.....37-14
1968.....Cardinals.....A.....28-21
1969.....Cardinals.....H.....42-17
.....Giants.....A.....49-6
1970.....Giants.....A.....35-17
.....Giants.....H.....34-17
1971.....Giants.....H.....21-20
.....Cardinals.....A.....24-7
1972.....Giants.....A.....27-21
.....Giants.....H.....13-7
1973.....Cardinals.....H.....35-27
.....Giants.....A.....24-13
1974.....Cardinals.....A.....23-21
.....Cardinals.....H.....26-14
1975.....Cardinals.....H.....26-14
.....Cardinals.....A.....20-13
1976.....Cardinals.....H.....27-21
.....Cardinals.....A.....17-14
1977.....Cardinals.....H.....28-0
.....Giants.....A.....27-7
1978.....Cardinals.....H.....20-10
.....Giants.....A.....17-0
1979.....Cardinals.....A.....27-14
.....Cardinals.....H.....29-20
1980.....Giants.....H.....41-35
.....Cardinals.....A.....23-7
1981.....Giants.....A.....34-14
.....Giants.....H.....20-10
1982.....Cardinals.....H.....24-21
1983.....Tie (OT).....H.....20-20
.....Cardinals.....A.....10-6
1984.....Giants.....A.....16-10
.....Cardinals.....H.....31-21
1985.....Giants.....A.....27-17
.....Giants.....H.....34-3
1986.....Giants.....H.....13-6
.....Giants.....A.....27-7
1987.....Giants.....A.....30-7
.....Cardinals.....H.....27-24
1988.....Cardinals.....H.....24-17
.....Giants.....A.....44-7
1989.....Giants.....A.....35-7
.....Giants.....H.....20-13
1990.....Giants.....A.....20-19
.....Giants.....H.....24-21
1991.....Giants.....A.....20-9
.....Giants.....H.....21-14
1992.....Giants.....A.....31-21
.....Cardinals.....H.....19-0
1993.....Giants.....A.....19-17
.....Cardinals.....H.....16-7
1994.....Giants.....H.....20-17
.....Cardinals.....A.....10-9
1995.....Giants (OT).....A.....27-21
.....Giants.....H.....10-6
1996.....Giants.....A.....16-8
.....Cardinals.....H.....31-23
1997.....Giants.....H.....27-13
.....Giants.....A.....19-10
1998.....Giants.....A.....34-7
.....Giants.....H.....23-19
1999.....Cardinals.....H.....14-3
.....Cardinals.....A.....24-24
2000.....Giants.....A.....33-14
.....Giants.....H.....31-7
2001.....Giants.....H.....17-10
.....Giants.....H.....17-13
2002.....Cardinals.....H.....21-7

(Rivalries continued on page 352)

New York Jets (2-3)

1971.....Cardinals.....H.....17-10
1975.....Cardinals.....A.....37-6
1978.....Jets.....A.....23-10
1996.....Jets.....H.....31-21
1999.....Jets.....A.....12-7

Oakland Raiders (2-4)

1973.....Raiders.....H.....17-10
1983.....Cardinals.....A.....34-24
1989.....Raiders.....A.....16-14
1998.....Raiders.....H.....23-20
2001.....Cardinals (OT).....A.....34-31
2002.....Raiders.....H.....41-20

Philadelphia Eagles (53-54-5)

1935.....Cardinals.....H.....12-3
1936.....Cardinals.....H.....13-0
1937.....Tie.....A.....6-6
1938.....Eagles.....H.....7-0
1941.....Eagles.....A.....21-14
1943.....Eagles.....A.....34-13
1945.....Eagles.....A.....21-6
1947.....Cardinals.....A.....45-21
.....Cardinals.....H.....28-21
1948.....Cardinals.....H.....21-14
.....Eagles.....A.....7-0
1949.....Eagles.....A.....28-3
1950.....Eagles.....H.....45-7
.....Cardinals.....A.....14-10
1951.....Eagles.....H.....17-14
1952.....Eagles.....A.....10-7
.....Cardinals.....H.....28-22
1953.....Eagles.....H.....56-17
.....Eagles.....A.....38-0
1954.....Eagles.....H.....35-16
.....Eagles.....A.....30-14
1955.....Tie.....H.....24-24
.....Eagles.....A.....27-3
1956.....Cardinals.....A.....20-6
.....Cardinals.....H.....28-17
1957.....Eagles.....H.....38-21
.....Cardinals.....A.....31-27
1958.....Tie.....H.....21-21
.....Eagles.....A.....49-21
1959.....Eagles.....H.....28-24
.....Eagles.....A.....27-17
1960.....Eagles.....A.....31-27
.....Eagles.....H.....20-6
1961.....Cardinals.....A.....30-27
.....Eagles.....H.....20-7
1962.....Cardinals.....A.....27-21
.....Cardinals.....H.....45-35
1963.....Cardinals.....A.....28-24
.....Cardinals.....H.....38-14
1964.....Cardinals.....A.....38-13
.....Cardinals.....H.....36-34
1965.....Eagles.....A.....34-27
.....Eagles.....H.....28-24
1966.....Cardinals.....H.....16-13
.....Cardinals.....A.....41-10
1967.....Cardinals.....H.....48-14
1968.....Cardinals.....A.....45-17
1969.....Eagles.....H.....34-30
1970.....Cardinals.....A.....35-20
.....Cardinals.....H.....23-14

1971.....Eagles.....H.....37-20
.....Eagles.....A.....19-7
1972.....Tie.....A.....6-6
.....Cardinals.....H.....24-23
1973.....Cardinals.....A.....34-23
.....Eagles.....H.....27-24
1974.....Cardinals.....H.....7-3
.....Cardinals.....A.....13-3
1975.....Cardinals.....H.....31-20
.....Cardinals.....A.....24-23
1976.....Cardinals.....H.....31-14
.....Cardinals.....A.....17-14
1977.....Cardinals.....A.....21-17
.....Cardinals.....H.....21-16
1978.....Cardinals.....A.....16-10
.....Eagles.....H.....14-10
1979.....Eagles.....H.....24-20
.....Eagles.....A.....16-13
1980.....Cardinals.....H.....24-14
.....Eagles.....A.....17-3
1981.....Eagles.....H.....52-10
.....Eagles.....A.....38-0
1982.....Cardinals.....A.....23-20
1983.....Cardinals.....A.....14-11
.....Cardinals.....H.....31-7
1984.....Cardinals.....A.....34-14
.....Cardinals.....H.....17-16
1985.....Eagles.....A.....20-7
.....Eagles.....H.....24-14
1986.....Cardinals.....H.....13-10
.....Tie (OT).....A.....10-10
1987.....Eagles.....H.....28-23
.....Cardinals.....A.....31-19
1988.....Eagles.....A.....31-21
.....Eagles.....H.....23-17
1989.....Eagles.....H.....17-5
.....Eagles.....A.....31-14
1990.....Cardinals.....A.....23-21
.....Eagles.....H.....23-21
1991.....Cardinals.....A.....26-10
.....Eagles.....H.....34-14
1992.....Eagles.....H.....31-14
.....Eagles.....A.....7-3
1993.....Eagles.....A.....23-17
.....Cardinals.....H.....16-3
1994.....Eagles.....A.....17-7
.....Cardinals.....H.....12-6
1995.....Eagles.....H.....31-19
.....Eagles.....A.....21-20
1996.....Cardinals.....H.....36-30
.....Eagles.....A.....29-19
1997.....Eagles (OT).....A.....13-10
.....Cardinals.....H.....31-21
1998.....Cardinals.....H.....17-3
.....Cardinals (OT).....A.....20-17
1999.....Cardinals.....A.....25-24
.....Cardinals.....H.....21-17
2000.....Eagles.....H.....33-14
.....Eagles.....A.....34-9
2001.....Cardinals.....A.....21-20
.....Eagles.....H.....21-7
2002.....Eagles.....A.....38-14
*Philadelphia-Pittsburgh played as merged team in 1943.
+NFL Championship Game

Pittsburgh Steelers (22-31-3)

1933.....Steelers.....H.....14-13
1935.....Steelers.....A.....17-13
1936.....Cardinals.....H.....14-6
1937.....Cardinals.....A.....13-7
1939.....Cardinals.....A.....10-0

1940.....Tie.....A.....7-7
1942.....Steelers.....A.....19-3
1943.....Steelers.....A.....34-13
1945.....Steelers.....A.....23-0
1946.....Steelers.....A.....14-7
1948.....Cardinals.....A.....24-7
1950.....Steelers.....H.....28-17
.....Steelers.....A.....28-7
1951.....Steelers.....H.....26-14
1952.....Steelers.....H.....34-28
.....Steelers.....A.....17-14
1953.....Steelers.....A.....31-28
.....Steelers.....H.....21-17
1954.....Cardinals.....H.....17-14
.....Steelers.....A.....20-17
1955.....Steelers.....A.....14-7
.....Cardinals.....H.....27-13
1956.....Steelers.....A.....14-7
.....Cardinals.....H.....38-27
1957.....Steelers.....A.....29-20
.....Steelers.....H.....27-2
1958.....Steelers.....H.....27-20
.....Steelers.....A.....38-21
1959.....Cardinals.....H.....45-24
.....Steelers.....A.....35-20
1960.....Steelers.....A.....27-14
.....Cardinals.....H.....38-7
1961.....Steelers.....A.....30-27
.....Cardinals.....H.....20-0
1962.....Steelers.....H.....26-17
.....Steelers.....A.....19-7
1963.....Steelers.....A.....23-10
.....Cardinals.....H.....24-23
1964.....Cardinals.....H.....34-30
.....Cardinals.....A.....21-20
1965.....Cardinals.....A.....20-7
.....Cardinals.....H.....21-17
1966.....Steelers.....A.....30-9
.....Cardinals.....A.....5-3
1967.....Cardinals.....A.....28-14
.....Tie.....H.....14-14
1968.....Tie.....H.....28-28
.....Cardinals.....A.....20-10
1969.....Cardinals.....A.....27-14
.....Cardinals.....H.....47-10
1972.....Steelers.....H.....25-19
1979.....Steelers.....H.....24-21
1985.....Steelers.....A.....23-10
1988.....Cardinals.....H.....31-14
1994.....Cardinals (OT).....H.....20-17
1997.....Steelers (OT).....H.....26-20
*Pittsburgh-Philadelphia played as a merged team in 1943

San Diego Chargers (3-7)

1971.....Chargers.....A.....20-17
1976.....Chargers.....A.....43-24
1983.....Cardinals.....H.....44-14
1987.....Chargers.....A.....28-24
1989.....Chargers.....H.....24-13
1992.....Chargers.....H.....27-21
1995.....Chargers.....A.....28-25
1998.....Cardinals.....H.....16-13
2001.....Cardinals.....A.....20-17
2002.....Chargers.....H.....23-15

San Francisco 49ers (9-14)

1951.....Cardinals.....A.....27-21
1957.....Cardinals.....A.....20-10
1962.....49ers.....H.....24-17

1964.....Cardinals.....A.....23-13
1968.....49ers.....A.....35-17
1971.....49ers.....H.....26-14
1974.....Cardinals.....A.....34-9
1976.....Cardinals (OT).....H.....23-20
1978.....Cardinals.....A.....16-10
1979.....Cardinals.....H.....13-10
1980.....49ers (OT).....A.....24-21
1982.....49ers.....H.....31-20
1983.....49ers.....H.....42-27
1986.....49ers.....A.....43-17
1987.....49ers.....A.....34-28
1988.....Cardinals.....H.....24-23
1991.....49ers.....A.....14-10
1992.....Cardinals.....H.....24-14
1993.....49ers.....A.....28-14
1999.....49ers.....H.....24-10
2000.....49ers.....A.....27-20
2002.....49ers.....A.....38-28
49ers.....H.....17-14

Seattle Seahawks (6-2)

1976.....Cardinals.....A.....30-24
1983.....Cardinals.....H.....33-28
1989.....Cardinals.....A.....34-24
1993.....Cardinals (OT).....A.....30-27
1995.....Cardinals (OT).....H.....20-14
1998.....Seahawks.....A.....33-14
2002.....Cardinals.....A.....27-14
Seahawks.....H.....27-6

St. Louis Rams (14-19-2)

1946.....Cardinals.....H.....34-10
Rams.....A.....17-14
1947.....Rams.....A.....27-7
Cardinals.....H.....17-10
1948.....Cardinals.....A.....27-22
Cardinals.....H.....27-24
1949.....Tie.....H.....28-28
Cardinals.....A.....31-27
1951.....Rams.....A.....45-21
1953.....Tie.....H.....24-24
1954.....Rams.....A.....28-17
1958.....Rams.....H.....20-14
1960.....Cardinals.....A.....43-21
1965.....Rams.....H.....27-3
1968.....Rams.....H.....24-13
1970.....Rams.....A.....34-13
1972.....Cardinals.....H.....24-14
1975.....Rams.....A.....35-23
1976.....Cardinals.....A.....30-28
1979.....Rams.....A.....21-0
1980.....Rams.....H.....21-13
1984.....Rams.....H.....16-13
1985.....Rams.....A.....46-14
1986.....Rams.....H.....16-10
1987.....Rams.....H.....27-24
1988.....Cardinals.....A.....41-27
1989.....Rams.....A.....37-14
1991.....Cardinals.....A.....24-14
1992.....Cardinals.....A.....20-14
1993.....Cardinals.....H.....38-10
1994.....Rams.....A.....14-12
1996.....Cardinals (OT).....H.....31-28
1998.....Cardinals.....A.....20-17
2002.....Rams.....H.....27-14
Rams.....A.....30-28

*NFC Divisional Playoff

Tampa Bay Buccaneers (7-7)

1977.....Buccaneers.....A.....17-7
1981.....Buccaneers.....A.....20-10
1983.....Cardinals.....A.....34-27
1985.....Buccaneers.....A.....16-0
1986.....Cardinals.....A.....21-17
Cardinals.....H.....30-19
1987.....Cardinals.....H.....31-28
Cardinals.....A.....31-14
1988.....Cardinals.....A.....30-24
1989.....Buccaneers.....H.....14-13
1992.....Buccaneers.....A.....22-7
Buccaneers.....H.....7-3
1996.....Cardinals.....H.....13-9
1997.....Buccaneers.....A.....19-18

Tennessee Oilers/Titans (4-3)

1970.....Cardinals.....H.....44-0
1974.....Cardinals.....A.....31-27
1979.....Cardinals.....A.....24-17
1985.....Oilers.....H.....20-10
1988.....Oilers.....A.....38-20
1994.....Cardinals.....A.....30-12
1997.....Oilers.....H.....41-14

Washington Redskins (42-67-1)

1937.....Cardinals.....A.....21-14
1939.....Redskins.....A.....28-7
1940.....Redskins.....A.....28-21
1942.....Redskins.....A.....28-0
1943.....Redskins.....A.....13-7
1944.....Redskins.....A.....42-20
1945.....Redskins.....A.....24-21
1947.....Redskins.....A.....45-21
1949.....Cardinals.....H.....38-7
1950.....Cardinals.....A.....38-28
1951.....Redskins.....H.....7-3
Redskins.....A.....20-17
1952.....Redskins.....H.....23-7
Cardinals.....A.....17-6
1953.....Redskins.....H.....24-13
Redskins.....A.....28-17
1954.....Cardinals.....H.....38-16
Redskins.....A.....37-20
1955.....Cardinals.....A.....24-10
Redskins.....H.....31-0
1956.....Cardinals.....A.....31-13
Redskins.....H.....17-14
1957.....Redskins.....H.....37-14
Cardinals.....A.....44-14
1958.....Cardinals.....H.....37-10
Redskins.....A.....45-31
1959.....Cardinals.....H.....49-21
Redskins.....A.....23-14
1960.....Cardinals.....H.....44-7
Cardinals.....A.....26-14
1961.....Cardinals.....A.....24-0
Cardinals.....H.....38-24
1962.....Redskins.....A.....24-14
Tie.....H.....17-17
1963.....Cardinals.....A.....21-7
Cardinals.....H.....24-20
1964.....Cardinals.....A.....23-17
Cardinals.....H.....38-24
1965.....Cardinals.....A.....37-16
Redskins.....H.....24-20

1966.....Cardinals.....H.....23-7
Redskins.....A.....26-20
1967.....Cardinals.....A.....27-21
1968.....Cardinals.....H.....41-14
1969.....Redskins.....A.....33-17
1970.....Cardinals.....H.....27-17
Redskins.....A.....28-27
1971.....Redskins.....H.....24-17
Redskins.....A.....20-0
1972.....Redskins.....A.....24-10
Redskins.....H.....33-3
1973.....Cardinals.....H.....34-27
Redskins.....A.....31-13
1974.....Cardinals.....A.....17-10
Cardinals.....H.....23-20
1975.....Redskins.....A.....27-17
Cardinals (OT).....H.....20-17
1976.....Redskins.....A.....20-10
Redskins.....H.....20-16
1977.....Redskins.....A.....24-14
Redskins.....H.....26-20
1978.....Redskins.....H.....28-10
Cardinals.....A.....27-17
1979.....Redskins.....H.....17-7
Redskins.....A.....30-28
1980.....Redskins.....A.....23-0
Redskins.....H.....31-7
1981.....Cardinals.....H.....40-30
Redskins.....A.....42-21
1982.....Redskins.....H.....12-7
Redskins.....A.....28-0
1983.....Redskins.....H.....38-14
Redskins.....A.....45-7
1984.....Cardinals.....H.....26-24
Redskins.....A.....29-27
1985.....Redskins.....A.....27-10
Redskins.....H.....27-16
1986.....Redskins.....A.....28-21
Redskins.....H.....20-17
1987.....Redskins.....A.....28-21
Redskins.....H.....34-17
1988.....Cardinals.....H.....30-21
Redskins.....A.....33-17
1989.....Redskins.....A.....30-28
Redskins.....H.....29-10
1990.....Redskins.....A.....31-0
Redskins.....H.....36-10
1991.....Redskins.....A.....34-0
Redskins.....H.....20-14
1992.....Cardinals.....H.....27-24
Redskins.....A.....41-3
1993.....Cardinals.....A.....17-10
Cardinals.....H.....36-6
1994.....Cardinals (OT).....A.....19-16
Cardinals.....H.....17-15
1995.....Redskins.....A.....27-7
Cardinals.....H.....24-20
1996.....Cardinals (OT).....A.....37-34
Cardinals.....H.....27-26
1997.....Redskins (OT).....A.....19-13
Redskins.....H.....38-28
1998.....Cardinals.....H.....29-27
Cardinals.....A.....45-42
1999.....Redskins.....H.....24-10
Redskins.....A.....28-3
2000.....Cardinals.....H.....16-15
Redskins.....A.....20-3
2001.....Redskins.....H.....20-10
Redskins.....A.....17-10
2002.....Redskins.....A.....31-21

Annual Leaders

Scoring

Year	Player	TDs	PAT	FG	Pts.	Year	Player	TDs	PAT	FG	Pts.
1945	Leo Cantor	5	0	0	30	1975	Jim Bakken	0	40-41	19-24	97
1946	Ward Cuff	2	28-30	5-12	55	1976	Jim Bakken	0	33-35	20-27	93
1947	Pat Harder	7	39-40	7-10	102	1977	Jim Bakken	0	35-36	7-16	56
1948	Pat Harder	6	53-53	7-17	110	1978	Jim Bakken	0	27-31	11-22	60
1949	Pat Harder	8	45-47	3-5	102	1979	Ottis Anderson	10	0	0	60
1950	Bob Shaw	12	0	0	72	1980	Ottis Anderson	9	0	0	54
1951	Billy Cross	6	0	0	36	1981	Neil O'Donoghue	0	36-37	19-32	93
1952	Ollie Matson	9	0	0	54	1982	Neil O'Donoghue	0	15-16	8-13	39
1953	Pat Summerall	0	23-23	9-24	50	1983	Neil O'Donoghue	0	45-47	15-29	90
1954	Ollie Matson	9	0	0	54	1984	Neil O'Donoghue	0	48-51	23-35	*117
1955	Pat Summerall	1	23-25	8-19	53	1985	Stump Mitchell	10	0	0	60
1956	Pat Summerall	0	30-30	10-18	60	1986	John Lee	0	14-17	8-13	38
1957	Ollie Matson	9	0	0	54	1987	Jim Gallery	0	30-31	9-19	57
1958	Ollie Matson	10	0	0	60	1988	Al Del Greco	0	42-44	12-21	78
1959	Bobby Joe Conrad	6	30-31	6-9	84	1989	Al Del Greco	0	28-29	18-26	82
1960	Sonny Randle	15	0	0	90	1990	Al Del Greco	0	31-31	17-27	82
1961	Sonny Randle	9	0	0	54	1991	Greg Davis	0	19-19	21-30	82
1962	John David Crow	*17	0	0	102	1992	Greg Davis	0	28-28	13-26	67
1963	Jim Bakken	0	44-44	11-21	77	1993	Greg Davis	0	37-37	21-28	100
1964	Jim Bakken	0	40-40	25-38	115	1994	Greg Davis	0	17-17	20-26	77
1965	Jim Bakken	0	33-33	21-31	96	1995	Greg Davis	0	19-19	30-39	109
1966	Jim Bakken	0	27-28	23-40	96	1996	Kevin Butler	0	17-19	14-17	59
1967	Jim Bakken	0	36-36	*27-39	*117	1997	Joe Nedney	0	19-19	11-17	52
1968	Jim Bakken	0	40-40	15-24	85	1998	Joe Nedney	0	30-30	13-19	69
1969	Jim Bakken	0	38-40	12-24	74	1999	Chris Jacke	0	26-26	19-27	83
1970	Jim Bakken	0	37-38	20-32	97	2000	Cary Blanchard	0	18-19	16-23	66
1971	Jim Bakken	0	24-24	21-32	87	2001	Bill Gramatica	0	25-25	16-20	73
1972	Jim Bakken	0	19-21	14-22	61	2002	Bill Gramatica	0	29-29	15-21	74
1973	Jim Bakken	0	31-31	23-32	100	*Cardinal record					
1974	Jim Bakken	0	30-36	13-22	69						

Rushing

Year	Player	Att.	Yards	Avg.	Long	TDs	Year	Player	Att.	Yards	Avg.	Long	TDs
1945	Frank Seno	93	355	3.0	47	2	1975	Jim Otis	269	1,076	4.0	30	5
1946	Pat Harder	106	545	5.1	55	4	1976	Jim Otis	233	891	3.8	23	2
1947	Elmer Angsman	110	412	3.7	18	7	1977	Terry Metcalf	149	739	5.0	62	4
1948	Charley Trippi	128	690	5.4	50	6	1978	Jim Otis	197	664	3.4	17	8
1949	Elmer Angsman	125	674	5.4	82	6	1979	Ottis Anderson	*331	*1,605	4.8	76	8
1950	Pat Harder	99	454	4.6	22	1	1980	Ottis Anderson	301	1,352	4.5	52	9
1951	Charley Trippi	78	501	6.4	32	4	1981	Ottis Anderson	328	1,376	4.2	28	9
1952	Charley Trippi	72	350	4.9	59	4	1982	Ottis Anderson	145	587	4.0	64	3
1953	Charley Trippi	97	443	4.5	21	0	1983	Ottis Anderson	296	1,270	4.3	43	5
1954	Ollie Matson	101	506	5.0	79	4	1984	Ottis Anderson	289	1,174	4.1	24	6
1955	Ollie Matson	109	475	4.3	54	1	1985	Stump Mitchell	183	1,006	5.5	64	7
1956	Ollie Matson	192	924	4.8	79	5	1986	Stump Mitchell	174	800	4.6	44	5
1957	Ollie Matson	134	577	4.3	57	6	1987	Stump Mitchell	203	781	3.8	42	3
1958	Ollie Matson	129	505	3.9	55	5	1988	Earl Ferrell	202	924	4.6	47	7
1959	John David Crow	140	666	4.8	73	3	1989	Earl Ferrell	149	502	3.4	44	6
1960	John David Crow	183	1,071	*5.9	57	6	1990	Johnny Johnson	234	924	4.0	41	5
1961	Prentice Gault	129	523	4.1	54	3	1991	Johnny Johnson	196	666	3.4	21	4
1962	John David Crow	192	751	3.9	35	*14	1992	Johnny Johnson	178	734	4.1	42	6
1963	Joe Childress	174	701	4.0	28	2	1993	Ronald Moore	263	1,018	3.9	20	9
1964	John David Crow	163	554	3.4	57	7	1994	Ronald Moore	232	780	3.4	24	4
1965	Bill Triplett	174	617	3.5	59	6	1995	Garrison Hearst	284	1,070	3.8	38	1
1966	Johnny Roland	192	695	3.6	50	5	1996	LeShon Johnson	141	634	4.5	70	3
1967	Johnny Roland	234	876	3.7	70	10	1997	Leeland McElroy	135	424	3.1	18	2
1968	Willis Crenshaw	203	813	4.0	66	6	1998	Adrian Murrell	274	1,042	3.8	32	8
1969	Cid Edwards	107	504	4.7	48	3	1999	Adrian Murrell	193	553	2.9	22	0
1970	MacArthur Lane	206	977	4.7	75	11	2000	Michael Pittman	184	719	3.9	29	4
1971	MacArthur Lane	150	592	3.9	40	3	2001	Michael Pittman	241	846	3.5	42	5
1972	Donny Anderson	153	536	3.5	19	4	2002	Marcel Shipp	188	834	4.4	56	6
1973	Donny Anderson	167	679	4.1	54	10	*Cardinal record						
1974	Terry Metcalf	152	718	4.7	75	6							

Passing

Year	Player	Att.	Comp.	Pct.	Yards	TDs	Int.	Rating
1945	Paul Christman	219	89	40.6	1,147	5	12	42.5
1946	Paul Christman	229	100	43.7	1,656	13	18	54.7
1947	Paul Christman	301	138	45.8	2,191	17	22	59.1
1948	Ray Mallouf	143	73	51.0	1,160	13	6	91.2
1949	Paul Christman	151	75	49.7	1,015	11	13	60.0
1950	Jim Hardy	257	117	45.5	1,636	17	24	49.8
1951	Charley Trippi	191	88	46.1	1,191	8	13	52.1
1952	Charley Trippi	181	84	46.4	890	5	13	40.5
1953	Jim Root	192	80	41.9	1,149	8	11	52.1
1954	Lamar McHan	255	105	41.2	1,475	6	22	32.6
1955	Lamar McHan	207	78	38.8	1,085	11	19	35.5
1956	Lamar McHan	152	72	47.4	1,159	10	8	73.3
1957	Lamar McHan	200	87	43.5	1,568	11	15	58.0
1958	M.C. Reynolds	195	105	53.8	1,422	11	11	72.6
1959	King Hill	181	82	45.3	1,015	7	13	46.2
1960	John Roach	188	87	46.3	1,423	17	18	62.6
1961	Sam Etcheverry	196	96	48.9	1,275	14	11	70.3
1962	Charley Johnson	308	150	48.7	2,440	16	20	65.9
1963	Charley Johnson	423	222	52.5	3,280	28	21	79.3
1964	Charley Johnson	420	223	53.1	3,045	21	24	69.4
1965	Charley Johnson	322	155	48.1	2,439	18	15	72.8
1966	Charley Johnson	205	103	50.2	1,334	10	11	64.8
1967	Jim Hart	397	192	48.4	3,008	19	30	58.3
1968	Jim Hart	316	140	44.3	2,059	15	18	58.4
1969	Charley Johnson	260	131	50.4	1,847	13	13	69.5
1970	Jim Hart	373	171	45.8	2,574	14	18	61.6
1971	Jim Hart	243	110	45.3	1,626	8	14	54.5
1972	Gary Cuzzo	158	69	43.7	897	5	11	43.6
1973	Jim Hart	320	178	55.6	2,223	15	10	80.1
1974	Jim Hart	388	200	51.6	2,411	20	8	79.5
1975	Jim Hart	345	182	52.8	2,507	19	19	71.8
1976	Jim Hart	388	218	56.2	2,946	18	13	81.7
1977	Jim Hart	354	185	52.3	2,534	13	20	64.5
1978	Jim Hart	477	240	50.3	3,121	16	18	66.7
1979	Jim Hart	378	194	51.3	2,218	9	20	55.2
1980	Jim Hart	425	228	53.7	2,946	16	20	68.8
1981	Jim Hart	241	134	55.6	1,694	11	14	70.1
	Neil Lomax	236	119	50.4	1,575	4	10	60.0
1982	Neil Lomax	205	109	53.2	1,367	5	6	70.4
1983	Neil Lomax	354	209	59.0	2,636	24	11	92.0
1984	Neil Lomax	560	345	61.6	4,614	28	16	92.5
1985	Neil Lomax	471	266	56.5	3,214	18	12	79.9
1986	Neil Lomax	421	240	57.0	2,583	13	12	73.4
1987	Neil Lomax	463	275	59.4	3,387	24	12	88.5
1988	Neil Lomax	443	255	57.6	3,395	20	11	86.7
1989	Gary Hogebloom	364	204	56.0	2,591	14	19	69.5
1990	Tim Rosenbach	437	237	54.2	3,098	16	17	72.8
1991	Tom Tupa	315	165	52.4	2,053	6	13	62.0
1992	Chris Chandler	413	245	59.3	2,832	15	15	77.1
1993	Steve Beuerlein	418	258	61.7	3,164	18	17	82.5
1994	Steve Beuerlein	255	130	51.0	1,545	5	9	61.6
1995	Dave Krieg	521	304	58.3	3,554	16	21	72.6
1996	Boomer Esiason	339	190	56.0	2,293	11	14	70.6
	Kent Graham	274	146	53.3	1,624	12	7	75.1
1997	Jake Plummer	296	157	53.0	2,203	15	15	73.1
1998	Jake Plummer	547	324	59.2	3,737	17	20	75.0
1999	Jake Plummer	381	201	52.8	2,111	9	24	50.8
2000	Jake Plummer	475	270	56.8	2,946	13	21	66.0
2001	Jake Plummer	525	304	57.9	3,653	18	14	79.6
2002	Jake Plummer	530	284	53.6	2,972	18	20	65.7

*Cardinal record

Quarterback Sacks (Official Statistic Began In 1982)

Year	Player, Position	Total	Year	Player, Position	Total
1970	Chuck Walker, DE	9.0	1987	Freddie Joe Nunn, DE	11.0
1971	Bob Rowe, DT	5.5	1988	Freddie Joe Nunn, DE	14.0
1972	Ron Yankowski, DE	6.0	1989	Ken Harvey, LB	7.0
1973	Bob Rowe, DT	6.5	1990	Ken Harvey, LB	10.0
1974	Ron Yankowski, DE	9.0	1991	Ken Harvey, LB	9.0
1975	Bob Bell, DE	6.0	1992	Ken Harvey, LB	6.0
1976	John Cook, DE	9.5	1993	Ken Harvey, LB	9.5
1977	Mike Dawson, DT	8.0	1994	Eric Swann, DT	7.0
1978	Mike Dawson, DT	9.0	1995	Clyde Simmons, DE	11.0
1979	Bob Pollard, DE	9.0	1996	Simone Rice, DE	12.5
1980	Curtis Greer, DE	6.5	1997	Eric Swann, DT	7.5
1981	Curtis Greer, DE	12.5	1998	Simone Rice, DE	10.0
1982	Curtis Greer, DE	7.5	1999	Simone Rice, DE	16.5
1983	Curtis Greer, DE	16.0	2000	Simone Rice, DE	7.5
1984	Curtis Greer, DE	14.0	2001	Rob Fredrickson, LB	4.0
1985	Curtis Greer, DE	7.0	2002	Kyle Vanden Bosch, DE	4.0
1986	Al Baker, DE	10.0			

*Cardinal record

(Annual Leaders continued on page 356)

Receiving

Year	Player	No.	Yards	Avg.	Long	TDs
1945	Billy Dewell	26	370	14.2	70	1
1946	Billy Dewell	27	643	23.8	82	7
	Mal Kutner	27	634	23.5	63	5
1947	Mal Kutner	43	994	21.9	70	7
1948	Mal Kutner	41	943	23.0	71	14
1949	Charley Trippi	34	484	14.1	49	6
1950	Bob Shaw	48	971	20.2	65	12
1951	Fran Polsfoot	57	796	14.0	80	4
1952	Don Stonesiler	54	617	11.4	26	0
1953	Don Stonesiler	56	684	12.2	46	2
1954	Don Stonesiler	44	607	13.8	39	3
1955	Don Stonesiler	28	330	11.8	28	5
1956	Don Stonesiler	22	320	14.5	58	2
1957	Gern Nagler	27	475	17.6	83	4
1958	Woodley Lewis	46	690	15.0	64	4
1959	Woodley Lewis	34	534	15.7	85	3
1960	Sonny Randle	62	892	14.4	57	+15
1961	Sonny Randle	44	591	13.4	41	9
1962	Sonny Randle	63	1,158	18.4	86	7
1963	Bobby Joe Conrad	73	967	13.2	48	10
1964	Bobby Joe Conrad	61	780	12.8	53	6
1965	Bobby Joe Conrad	58	909	15.7	71	5
1966	Jackie Smith	45	810	18.0	69	3
1967	Jackie Smith	56	1,205	21.5	76	9
1968	Jackie Smith	49	789	16.1	65	2
1969	Dave Williams	56	702	12.5	61	7
1970	John Gilliam	45	952	21.1	79	5
1971	John Gilliam	42	837	19.9	54	3
1972	Johnny Roland	38	321	8.4	27	2
1973	Jackie Smith	41	600	14.6	42	1
	Donny Anderson	41	409	10.0	44	3

Year	Player	No.	Yards	Avg.	Long	TDs
1974	Terry Metcalf	50	377	7.5	22	1
1975	Mel Gray	48	926	19.3	74	11
1976	Ike Harris	52	782	15.0	40	1
1977	Ike Harris	40	547	13.7	38	-3
1978	Pat Tilley	62	900	14.5	43	-3
1979	Pat Tilley	57	938	16.4	51	6
1980	Pat Tilley	68	966	14.2	60	6
1981	Pat Tilley	66	1,040	15.7	75	3
1982	Pat Tilley	36	465	14.5	34	2
1983	Roy Green	78	1,227	15.7	71	14
1984	Roy Green	78	1,555	19.9	83	12
1985	Roy Green	50	693	13.9	47	5
1986	J.T. Smith	80	1,014	12.7	45	6
1987	J.T. Smith	91	1,117	12.3	38	8
1988	J.T. Smith	83	986	11.9	29	5
1989	J.T. Smith	62	778	12.5	31	5
1990	Ricky Proehl	56	802	14.3	45	4
1991	Ernie Jones	61	957	15.7	53	4
1992	Ricky Proehl	60	744	12.4	63	3
1993	Larry Centers	66	603	9.1	29	3
1994	Larry Centers	77	647	8.4	36	2
1995	Larry Centers	+101	962	9.5	32	2
1996	Larry Centers	99	766	7.7	39	7
1997	Rob Moore	97	1,584	16.3	47	8
1998	Frank Sanders	89	1,145	12.9	42	3
1999	Frank Sanders	79	954	12.1	63	1
2000	Michael Pittman	73	579	7.9	36	2
2001	David Boston	98	+**1,598	16.3	63	8
2002	Freddie Jones	44	358	8.1	24	1

+Cardinal record

**NFL Leader

Punting

Year	Player	No.	Avg.	Long	Blocked
1945	James Reynolds	38	36.4	48	0
1946	William Blackburn	35	41.9	60	0
1947	Ray Mallouf	43	39.9	62	0
1948	Ray Mallouf	45	39.0	61	0
1949	John Cochran	52	42.0	66	0
1950	Jim Hardy	56	39.4	76	0
1951	Fran Polsfoot	47	40.7	56	0
1952	Frank Tripucka	35	37.5	57	0
1953	Charley Trippi	54	42.8	63	0
1954	Charley Trippi	59	39.1	62	0
1955	Dave Mann	43	40.0	60	0
1956	Dave Mann	36	37.4	58	1
1957	Dave Mann	59	42.5	67	0
1958	Bobby Gordon	55	38.0	66	0
1959	Jerry Norton	59	44.9	60	0
1960	Jerry Norton	39	+45.6	62	0
1961	Jerry Norton	85	44.7	78	1
1962	Sam Etcheverry	59	38.3	61	1
1963	Jerry Stovall	65	40.7	69	0
1964	Jackie Smith	41	40.4	64	0
1965	Jim Bakken	26	42.2	56	0
	Jackie Smith	39	39.3	62	1
1966	Jackie Smith	47	37.9	56	1
1967	Chuck Latourette	62	40.8	67	0
1968	Chuck Latourette	65	41.6	55	0
1969	King Hill	73	37.6	57	1
1970	Chuck Latourette	65	40.9	59	0
1971	Chuck Latourette	56	38.5	55	1
1972	Donny Anderson	72	39.5	61	0
1973	Gary Kethley	66	37.5	55	1

Year	Player	No.	Avg.	Long	Blocked
1974	Hal Roberts	81	38.7	57	0
1975	Jeff West	64	37.7	58	1
1976	Terry Joyce	64	36.4	54	2
1977	Duane Carrell	49	35.9	53	0
1978	Mike Wood	51	37.6	51	0
	Steve Little	46	36.0	52	2
1979	Steve Little	80	38.2	56	2
1980	Larry Swider	*99	41.5	66	1
1981	Carl Birdsong	69	41.8	75	0
1982	Carl Birdsong	54	43.8	65	0
1983	Carl Birdsong	85	41.5	59	0
1984	Carl Birdsong	67	38.7	59	1
1985	Carl Birdsong	85	41.7	67	2
1986	Greg Cater	61	37.2	52	1
1987	Greg Horne	24	40.5	51	0
1988	Greg Horne	79	40.9	66	1
1989	Rich Camanillo	76	43.4	58	0
1990	Rich Camanillo	67	42.8	63	0
1991	Rich Camanillo	76	45.3	60	1
1992	Rich Camanillo	54	42.9	73	0
1993	Rich Camanillo	73	43.7	61	0
1994	Jeff Feagles	98	40.8	54	0
1995	Jeff Feagles	72	43.8	60	0
1996	Jeff Feagles	76	43.8	68	1
1997	Jeff Feagles	91	44.3	62	1
1998	Scott Player	81	41.7	67	1
1999	Scott Player	94	42.0	60	0
2000	Scott Player	65	44.2	55	0
2001	Scott Player	67	41.5	58	0
2002	Scott Player	88	43.9	58	1

*Cardinal record

Punt Returns

Year	Player	No.	Yards	Avg.	Long	TDs
1945	Frank Seno	10	103	10.3	25	0
1946	Frank Seno	17	176	10.3	21	0
1947	John Cochran	10	147	14.7	31	0
1948	Jerry Davis	16	334	*20.9	70†	*2
1949	John Cochran	15	314	*20.9	71†	*2
1950	Don Paul	18	194	10.8	82	1
1951	Don Paul	19	143	7.5	23	0
1952	Billy Cross	21	177	8.4	38	0
1953	Charley Trippi	21	239	11.4	38	0
1954	Ollie Matson	11	100	9.1	59	1
1955	Ollie Matson	13	245	18.8	78	*2
1956	Frank Bernardi	18	217	12.1	*95†	1
1957	Woodley Lewis	24	175	7.3	31	0
1958	Bobby Joe Conrad	19	129	6.8	16	0
1959	Bill Stacy	29	291	9.7	74	*2
1960	Bill Stacy	14	62	4.4	24	0
1961	Willie West	11	98	8.9	28	0
1962	Norm Beal	7	46	6.6	14	0
1963	Billy Gambrell	11	111	10.0	49	0
1964	Billy Gambrell	12	126	10.5	36	0
	Jim Burson	12	125	10.4	68†	1
1965	Abe Woodson	17	7	0.4	13	0
1966	Johnny Roland	20	221	11.1	86†	1
1967	Phil Spiller	15	124	8.3	33	0
1968	Chuck Latourette	28	345	12.3	86†	1
1969	Roger Wehrli	13	65	5.0	25	0
1970	Chuck Latourette	30	171	5.7	16	0
1971	Larry Williamson	10	84	8.4	34	0
1972	Larry Williamson	9	41	4.6	13	0
1973	Gary Hammond	11	80	7.3	51	0

Year	Player	No.	Yards	Avg.	Long	TDs
1974	Terry Metcalf	26	340	13.1	43	0
1975	Terry Metcalf	23	285	12.4	69†	1
1976	Terry Metcalf	17	188	11.1	39	0
1977	Terry Metcalf	14	108	7.7	23	0
1978	Willard Harrell	21	196	9.3	70†	1
1979	Willard Harrell	32	205	6.4	68	0
1980	Mark Ball	22	195	8.9	54	0
1981	Stump Mitchell	42	445	10.6	50†	1
1982	Stump Mitchell	27	165	6.1	15	0
1983	Stump Mitchell	38	337	8.9	34	0
1984	Stump Mitchell	38	333	8.8	39	0
1985	J.T. Smith	26	283	10.9	31	0
1986	Vai Sikahema	43	522	12.1	71†	*2
1987	Vai Sikahema	*44	*550	12.5	76†	1
1988	Vai Sikahema	33	341	10.3	28	0
1989	Vai Sikahema	37	433	11.7	53	0
1990	Vai Sikahema	36	306	8.5	20	0
1991	John Jackson	31	244	7.9	19	0
1992	Johnny Bailey	20	263	13.2	65	0
1993	Johnny Bailey	35	282	8.1	58†	1
1994	Patrick Robinson	41	285	7.0	23	0
1995	Anthony Edwards	18	131	7.3	16	0
1996	Marcus Dowdell	34	297	8.7	35	0
1997	Kevin Williams	40	462	11.6	50	0
1998	Eric Metcalf	43	295	6.9	24	0
1999	Mac Cody	32	373	**11.7	31	0
2000	Mac Cody	31	222	7.2	25	0
2001	Arnold Jackson	40	461	11.5	55	0
2002	Arnold Jackson	31	182	5.9	22	0

*Cardinal record

**NFC Leader

Kickoff Returns

Year	Player	No.	Yards	Avg.	Long	TDs
1945	Frank Seno	19	408	21.4	31	0
1946	Frank Seno	13	408	31.3	105†	1
1947	Charley Trippi	15	321	21.4	33	0
1948	Jerry Davis	15	437	29.2	83	0
1949	Charley Trippi	18	427	23.7	48	0
1950	Don Paul	28	693	24.7	46	0
1951	Emil Stiko	17	429	25.2	41	0
1952	Ollie Matson	20	623	31.2	100†	*2
1953	Billy Cross	12	257	21.4	39	0
1954	Las Goble	27	749	27.7	94†	*2
1955	Ollie Matson	15	368	24.5	37	0
1956	Ollie Matson	13	362	27.7	105†	1
1957	Woodley Lewis	26	682	26.2	52	0
1958	Ollie Matson	14	497	*35.5	101†	*2
1959	Bobby Joe Conrad	18	388	21.7	33	0
1960	Willie West	13	370	28.5	87	0
1961	Pat Fischer	17	426	25.1	53	0
1962	Bill Triplett	24	608	25.3	49	0
1963	Jerry Stovall	15	419	27.9	55	0
1964	Jerry Stovall	24	566	23.6	47	0
1965	Abe Woodson	27	665	24.6	65	0
1966	Roy Shivers	27	762	28.2	94†	1
1967	Bobby Williams	24	583	24.3	38	0
1968	Chuck Latourette	46	1,237	26.9	75	0
1969	MacArthur Lane	20	523	26.2	69	0
1970	Chuck Latourette	13	254	19.5	24	0
1971	Mel Gray	30	740	24.7	65	0
1972	Bobby Moore	20	437	21.9	37	0
1973	Les Shy	16	445	27.8	97†	1
1974	Terry Metcalf	20	623	31.2	94†	1

Year	Player	No.	Yards	Avg.	Long	TDs
1975	Terry Metcalf	35	960	27.4	93†	1
1976	Jerry Latin	16	357	22.3	39	0
	Terry Metcalf	16	325	20.3	33	0
1977	Terry Metcalf	32	772	24.1	51	0
1978	Willard Harrell	19	389	20.5	32	0
1979	Roy Green	41	1,007	24.6	+*106†	1
1980	Roy Green	32	745	23.3	37	0
1981	Stump Mitchell	55	1,292	23.5	67	0
1982	Stump Mitchell	16	364	22.8	33	0
1983	Stump Mitchell	36	778	21.6	66	0
1984	Stump Mitchell	35	804	23.0	56	0
1985	Clyde Duncan	28	550	19.6	34	0
1986	Vai Sikahema	37	847	22.9	44	0
1987	Vai Sikahema	34	761	22.4	50	0
1988	Vai Sikahema	23	475	20.7	39	0
1989	Vai Sikahema	43	874	20.3	52	0
1990	Vai Sikahema	27	544	20.1	32	0
1991	Larry Centers	16	330	20.6	39	0
1992	Johnny Bailey	28	690	24.6	63	0
1993	Johnny Bailey	31	699	22.5	48	0
1994	Chuck Levy	26	513	19.7	31	0
1995	Ryan Terry	37	808	21.8	53	0
1996	Leeland McElroy	54	1,148	21.3	92	0
1997	Kevin Williams	59	1,458	24.7	63	0
1998	Eric Metcalf	57	1,218	21.4	59	0
1999	Mario Bates	52	1,231	23.7	68	0
2000	MarTay Jenkins	#82	#2,186	26.7	98†	1
2001	MarTay Jenkins	49	1,120	22.9	70	0
2002	Kevin Kasper	32	722	22.6	40	0

*Cardinal record

+Ties NFL record

#NFL/Cardinal record

(Annual Leaders continued on page 358)

Field Goals

Year	Player	Att.	Made	Pct.	Long
1945	Conway Baker	1	0	.000	—
1946	Ward Cuff	12	5	.417	42
1947	Pat Harder	10	7	.700	35
1948	Pat Harder	17	7	.412	36
1949	Ventan Yablonski	6	5	.833	34
1950	Pat Harder	9	4	.444	47
1951	Cliff Patton	8	5	.625	27
1952	Joe Gari	18	2	.111	40
1953	Pat Summerall	24	9	.375	49
1954	Pat Summerall	19	8	.421	50
1955	Pat Summerall	19	8	.421	42
1956	Pat Summerall	22	10	.455	42
1957	Pat Summerall	17	6	.353	34
1958	Bobby Joe Conrad	17	6	.353	45
1959	Bobby Joe Conrad	9	6	.667	37
1960	Gerry Perry	20	13	.650	44
1961	Gerry Perry	16	7	.438	38
1962	Gerry Perry	12	5	.417	42
1963	Jim Bakken	21	11	.524	45
1964	Jim Bakken	38	25	.659	51
1965	Jim Bakken	31	21	.677	45
1966	Jim Bakken	40	23	.575	47
1967	Jim Bakken	39	27	.692	47
1968	Jim Bakken	24	15	.625	47
1969	Jim Bakken	24	12	.500	46
1970	Jim Bakken	32	20	.625	49
1971	Jim Bakken	32	21	.656	45
1972	Jim Bakken	22	14	.636	49
1973	Jim Bakken	32	23	.719	48
1974	Jim Bakken	22	13	.591	47
1975	Jim Bakken	24	19	.792	47

Year	Player	Att.	Made	Pct.	Long
1976	Jim Bakken	27	20	.741	43
1977	Jim Bakken	16	7	.438	49
1978	Jim Bakken	22	11	.500	45
1979	Steve Little	19	10	.526	51
1980	Neil O'Donoghue	15	11	.733	43
1981	Neil O'Donoghue	32	19	.594	47
1982	Neil O'Donoghue	13	8	.615	48
1983	Neil O'Donoghue	29	15	.517	'52
1984	Neil O'Donoghue	35	23	.657	'52
1985	Neil O'Donoghue	18	10	.556	49
1986	John Lee	13	8	.615	47
1987	Jim Gallery	19	9	.474	48
1988	Al Del Greco	21	12	.571	51
1989	Al Del Greco	26	18	.692	50
1990	Al Del Greco	27	17	.629	50
1991	Greg Davis	30	21	.700	52
1992	Greg Davis	26	13	.500	49
1993	Greg Davis	28	21	.750	'55
1994	Greg Davis	26	20	.769	51
1995	Greg Davis	39	30	.769	'55
1996	Kevin Butler	17	14	.824	41
	Greg Davis	14	9	.643	49
1997	Joe Nedney	17	11	.647	45
1998	Joe Nedney	19	13	.684	53
	Chris Jackie	14	10	.714	52
1999	Chris Jackie	27	19	.704	49
2000	Cary Blanchard	23	16	.696	54
2001	Bill Gramatica	20	16	.800	50
2002	Bill Gramatica	21	15	.714	50

*Cardinal record

Interceptions

Year	Player	No.	Yards	Avg.	Long	TDs
1945	Leo Cantor	5	70	14.0	26	0
1946	Mal Kutnar	5	29	5.8	24	0
1947	John Cochran	8	122	15.3	39	0
1948	John Cochran	7	111	15.9	32	0
1949	Bob Nussbaumer	*12	157	13.1	68	0
1950	Jerry Davis	9	40	4.4	15	0
1951	S.J. Whitman	7	102	14.6	31	0
1952	Roy Barni	6	70	11.7	38	0
1953	Ray Ramsey	10	*237	23.7	46	1
1954	Dick Lane	10	181	18.1	64	0
1955	Dick Lane	6	69	11.5	31	0
1956	Lindon Crow	11	170	15.5	0	0
1957	Jim Hill	3	52	17.3	0	0
1958	Dick Nolan	5	30	6.0	0	0
1959	Billy Stacy	5	114	22.8	0	0
1960	Jerry Norton	10	96	9.6	0	0
1961	Jerry Norton	7	136	19.4	47	2
1962	Bill Stacy	6	72	12.0	53	0
1963	Pat Fischer	8	169	21.1	55	0
1964	Pat Fischer	10	184	18.4	39	2
1965	Larry Wilson	6	153	25.5	*96	1
1966	Larry Wilson	10	180	18.0	91	2
1967	Pat Fischer	4	85	21.3	69	1
	Larry Wilson	4	75	18.8	44	0
	Jerry Stovall	4	6	1.5	6	0
1968	Larry Wilson	4	14	3.5	8	0
1969	Bob Atkins	3	74	24.7	42	0
	Roger Wehrli	3	44	14.7	44	0
1970	Roger Wehrli	6	50	8.3	41	0
1971	Larry Wilson	4	46	11.5	23	0
	Norm Thompson	4	45	11.3	25	0
1972	Larry Wilson	3	35	11.7	24	0
	Miller Farr	3	21	7.0	21	0
1973	Jim Tolbert	2	34	17.0	26	0
	Clarence Duren	2	13	6.5	13	0
1974	Norm Thompson	6	190	31.7	56	1
1975	Norm Thompson	7	141	20.1	61	1
1976	Norm Thompson	4	83	20.8	38	0
1976	Mike Sensibaugh	4	60	15.0	35	1
	Roger Wehrli	4	31	7.8	26	0

Year	Player	No.	Yards	Avg.	Long	TDs
1977	Roger Wehrli	5	44	8.8	41	0
1978	Ken Stone	9	139	15.4	33	0
1979	Ken Stone	6	70	11.6	30	0
1980	Ken Stone	5	63	12.6	20	0
1981	Ken Greene	7	111	15.9	47	0
1982	Benny Perrin	1	35	35.0	35	0
	Jeff Griffin	1	8	8.0	8	0
	Lee Nelson	1	7	7.0	7	0
	Ken Greene	1	2	2.0	2	0
	Carl Allen	1	0	0.0	0	0
	Mike Dawson	1	0	0.0	0	0
1983	Lionel Washington	8	92	11.5	26	0
1984	Lionel Washington	5	42	8.4	18	0
1985	E.J. Junior	5	109	21.8	53	0
1986	Cedric Mack	4	42	10.5	24	0
1987	Travis Curtis	5	65	13.0	31	0
1988	Cedric Mack	3	33	11.0	12	0
	Carl Carter	3	0	0.0	0	0
1989	Tim McDonald	7	170	24.3	53	1
1990	Tim McDonald	4	63	15.8	38	0
1991	Aeneas Williams	6	60	10.0	32	0
1992	Robert Massey	5	147	29.4	46	*3
1993	Lorenzo Lynch	3	13	4.3	13	0
1994	Aeneas Williams	9	89	9.9	43	0
1995	Aeneas Williams	6	86	14.3	48	2
1996	Aeneas Williams	6	89	14.8	65	1
1997	Aeneas Williams	6	95	15.8	42	2
1998	Kwamie Lassiter	8	80	10.0	29	0
1999	Kwamie Lassiter	2	110	55.0	78	1
	Rob Fredrickson	2	57	28.5	34	1
	Tom Knight	2	16	8.0	16	0
	Pat Tillman	2	7	3.5	6	0
	Aeneas Williams	2	5	2.5	8	0
2000	Aeneas Williams	5	102	20.4	48	0
2001	Kwamie Lassiter	9	80	8.9	25	0
2002	Adrian Wilson	4	35	8.8	35	0

*Cardinal record

Annual Turnover Differentials

Year	Giveaways			Takeaways			Net	Record
	Interceptions	Fumbles/Lost	Total	Interceptions	Fumbles/Lost	Total		
2002	22	26/13	35	17	15/8	25	-10	5-11
2001	14	26/13	27	17	27/7	24	-3	7-9
2000	24	32/20	44	10	17/10	20	-24	3-13
1999	30	31/10	40	17	28/10	27	-13	6-10
1998	20	30/16	36	20	31/19	39	+3	9-7
1997	22	27/20	42	15	16/5	20	-22	4-12
1996	21	29/14	35	11	24/14	25	-10	7-9
1995	24	41/19	43	19	39/23	42	-1	4-12
1994	19	25/10	29	23	28/13	36	+7	8-8
1993	20	23/11	31	9	27/17	26	-5	7-9
1992	24	26/18	42	16	25/12	28	-14	4-12
1991	25	31/14	39	17	37/21	38	-1	4-12
1990	18	25/14	32	16	28/11	27	-5	5-11
1989	30	24/14	44	16	18/11	27	-17	5-11
1988	19	34/16	35	16	27/13	29	-6	7-9
1987	15	23/12	27	14	34/19	33	+6	7-8
1986	19	25/10	29	10	40/12	22	-7	4-11-1
1985	18	36/16	34	13	28/14	27	-7	5-11
1984	16	32/20	36	21	20/12	33	-3	9-7
1983	21	50/27	48	28	32/20	48	Even	8-7-1
1982	6	17/10	16	6	14/9	15	-1	5-4
1981	24	34/21	45	21	33/16	37	-8	7-9
1980	24	24/13	37	20	27/14	34	-3	5-11
1979	24	42/21	45	18	40/19	37	-8	5-11
1978	21	28/14	35	26	33/16	42	+7	6-10
1977	21	30/16	37	19	19/12	31	-6	7-7
1976	13	44/24	37	19	32/20	39	+2	10-4
1975	20	33/19	39	22	26/15	37	-2	11-3
1974	8	27/9	17	16	24/9	25	+8	10-4
1973	15	37/14	29	10	31/17	27	-2	4-9-1
1972	23	43/16	39	11	31/16	27	-12	4-9-1
1971	26	35/20	46	17	28/16	33	-13	4-9-1
1970	19	24/15	34	21	20/14	35	+1	8-5-1
1969	25	24/10	35	15	19/12	27	-8	4-9-1
1968	20	24/11	31	13	19/8	21	-10	9-4-1
1967	35	23/11	46	19	19/13	32	-14	6-7-1
1966	19	26/18	37	21	20/10	31	-6	8-5-1
1965	25	15/7	32	17	29/15	32	Even	5-9
1964	24	29/16	40	25	24/14	39	-1	9-3-2
1963	21	29/18	39	18	32/18	36	-3	9-5
1962	30	37/21	51	16	23/15	31	-20	4-9-1
1961	23	39/18	41	24	36/20	44	+3	7-7
1960	25	43/21	46	21	35/23	44	-2	6-5-1
1959	19	48/36	55	15	25/15	30	-25	2-10
1958	27	37/21	48	15	29/16	31	-17	2-9-1
1957	22	22/15	37	12	27/13	25	-12	3-9
1956	14	29/21	35	33	23/12	45	+10	7-5
1955	25	35/20	45	29	23/18	47	+2	4-7-1
1954	30	32/22	52	24	30/19	43	-9	2-10
1953	27	39/21	48	24	23/12	36	-12	1-10-1
1952	22	33/23	45	25	30/18	43	-2	4-8
1951	24	26/20	44	27	21/16	43	-1	3-9
1950	31	25/14	45	22	37/24	46	+1	5-7
1949	26	20/16	42	33	26/21	54	+12	6-5-1
1948	12	21/16	28	23	30/24	47	+19	11-2
1947	25	32/16	41	27	25/18	45	+4	9-3
1946	20	44/29	49	25	39/20	45	-4	6-5
1945	18	35/13	31	12	26/12	24	-7	1-9
1944	41	30/12	53	16	23/12	28	-25	0-10
1943	39	17/5	44	16	19/12	28	-16	0-10
1942	29	25/11	40	25	19/8	33	-7	3-8
1941	20	19/12	32	16	27/15	31	-1	3-7-1

Annual Team FD-Rush-Pass

Year	Team	First Downs				Rushing				Passing				Int.	Sacks
		Total	Rush	Pass	Pen.	Att.	Yards	Avg.	TD	Att.	Comp.	Pct.	Yards	TD	
2002	Cardinals	274	94	148	32	414	1,823	4.4	10	548	291	53.1	3,038	18	22
	Opponents	335	117	196	22	490	2,146	4.4	17	535	335	62.6	4,005	29	17
2001	Cardinals	277	77	177	23	400	1,449	3.6	10	526	304	57.8	3,653	18	14
	Opponents	319	124	179	16	496	2,087	4.2	10	556	337	60.6	3,726	26	17
2000	Cardinals	253	71	156	26	343	1,278	3.7	6	554	316	57.0	3,478	16	24
	Opponents	345	149	175	21	579	2,609	4.5	29	458	295	64.4	3,263	19	10
1999	Cardinals	254	77	150	27	396	1,207	3.1	13	558	287	51.4	3,085	11	30
	Opponents	301	126	157	16	542	2,265	4.2	17	493	294	59.6	3,386	25	17
1998	Cardinals	315	98	179	38	450	1,627	3.6	18	552	326	59.1	3,768	17	20
	Opponents	321	117	177	27	492	1,989	4.0	18	518	299	57.7	3,526	21	20
1997	Cardinals	295	79	186	30	395	1,255	3.2	9	602	317	52.7	3,953	19	22
	Opponents	298	112	167	19	524	2,180	4.2	13	491	279	56.8	3,461	23	15
1996	Cardinals	308	70	214	24	401	1,502	3.7	8	613	336	54.8	3,917	33	21
	Opponents	336	120	192	24	514	1,862	3.6	18	520	311	59.8	3,684	21	11
1995	Cardinals	285	65	184	36	387	1,363	3.5	3	560	327	58.4	3,893	17	24
	Opponents	310	105	180	25	503	2,249	4.5	14	461	264	57.3	3,655	33	19
1994	Cardinals	287	90	169	28	480	1,560	3.3	12	538	287	53.3	3,284	11	19
	Opponents	245	71	144	30	409	1,370	3.4	7	465	234	50.3	3,310	19	23
1993	Cardinals	295	107	173	15	452	1,809	4.0	12	522	310	59.4	3,635	21	20
	Opponents	278	106	158	14	433	1,861	4.3	13	495	281	56.8	3,511	14	9
1992	Cardinals	277	88	161	28	395	1,491	3.8	11	517	298	57.6	3,344	15	24
	Opponents	281	101	163	17	436	1,635	3.8	13	452	276	61.1	3,687	24	16
1991	Cardinals	237	73	143	21	391	1,295	3.3	6	492	254	51.6	3,039	10	25
	Opponents	301	132	156	13	493	2,136	4.3	27	447	268	60.0	3,089	12	17
1990	Cardinals	270	115	135	20	452	1,912	4.2	13	439	238	54.2	3,118	16	18
	Opponents	306	140	146	20	521	2,318	4.5	20	402	233	58.0	3,130	29	16
1989	Cardinals	263	83	157	22	407	1,361	3.3	10	523	279	53.3	3,659	17	30
	Opponents	329	113	185	31	539	2,302	4.3	12	531	286	53.9	3,794	24	16
1988	Cardinals	336	122	195	19	480	2,027	4.2	15	562	322	57.3	4,191	26	19
	Opponents	301	110	171	20	467	1,925	4.1	19	508	264	52.0	3,539	30	16
1987	Cardinals	325	115	189	21	462	1,873	4.1	15	529	305	57.7	3,850	25	15
	Opponents	306	116	168	22	492	2,001	4.1	16	490	276	56.3	3,668	30	14
1986	Cardinals	273	102	149	22	419	1,787	4.3	8	516	293	56.8	3,140	17	19
	Opponents	304	125	149	30	560	2,227	3.9	17	436	215	49.3	2,992	21	10
1985	Cardinals	301	108	171	22	417	1,974	4.7	14	534	296	55.4	3,581	19	18
	Opponents	314	115	169	30	552	2,378	4.3	11	461	253	54.9	3,257	34	13
1984	Cardinals	345	129	200	16	488	2,088	4.3	21	566	347	61.3	4,634	28	16
	Opponents	292	108	157	27	442	1,923	4.4	11	494	251	50.8	3,574	26	21
1983	Cardinals	295	123	148	24	525	2,275	4.3	15	460	267	58.0	3,309	29	21
	Opponents	286	107	161	18	444	1,838	4.1	23	519	290	55.9	3,635	24	28
1982	Cardinals	162	71	81	10	307	1,209	3.9	10	240	129	53.8	1,367	6	6
	Opponents	163	58	98	7	256	995	3.9	5	291	174	59.8	2,035	16	6
1981	Cardinals	300	135	141	24	519	2,213	4.3	20	477	253	53.0	3,269	15	24
	Opponents	326	134	162	23	509	2,428	4.8	29	494	282	57.1	3,547	29	21
1980	Cardinals	281	123	137	21	519	2,182	4.2	19	470	239	50.8	3,063	16	24
	Opponents	311	115	176	20	547	2,059	3.8	17	531	287	54.0	3,616	23	20
1979	Cardinals	305	145	136	24	566	2,582	4.6	24	492	249	50.6	2,870	12	24
	Opponents	302	125	149	28	567	2,204	3.9	18	478	258	53.9	3,064	22	18
1978	Cardinals	281	103	158	20	554	1,954	3.5	14	508	252	49.7	3,357	16	21
	Opponents	285	131	131	23	588	2,395	4.1	15	428	212	49.5	2,641	19	26
1977	Cardinals	247	114	117	16	507	2,042	4.0	19	366	195	53.3	2,608	14	21
	Opponents	258	122	120	16	514	2,237	4.4	11	375	198	52.8	2,476	22	19
1976	Cardinals	307	140	142	25	580	2,301	3.9	17	392	220	56.1	2,967	18	13
	Opponents	239	111	105	23	491	1,979	4.0	19	342	176	51.5	2,358	13	19
1975	Cardinals	276	131	128	17	555	2,402	4.3	19	355	187	52.7	2,619	20	20
	Opponents	284	118	142	24	487	1,925	3.9	16	446	233	52.2	2,862	16	22
1974	Cardinals	247	120	117	10	486	1,956	4.0	12	391	201	51.4	2,492	20	8
	Opponents	249	108	122	19	461	1,888	4.1	15	413	230	55.7	2,581	11	16
1973	Cardinals	238	96	111	31	416	1,671	4.0	13	394	210	53.3	2,592	16	15
	Opponents	307	135	157	15	504	2,120	4.2	16	417	252	60.4	3,226	23	10
1972	Cardinals	181	68	102	11	361	1,229	3.4	9	363	171	47.1	2,259	11	23
	Opponents	276	119	138	19	548	2,198	4.0	11	365	221	60.6	2,733	15	11
1971	Cardinals	212	86	109	17	417	1,530	3.7	8	385	170	44.2	2,656	14	26
	Opponents	244	109	120	15	486	1,985	4.1	10	375	212	56.5	2,546	12	17
1970	Cardinals	226	110	104	12	429	1,998	4.7	18	390	178	45.6	2,690	16	19
	Opponents	242	96	116	30	472	1,762	3.7	10	382	183	47.9	2,416	16	21

Year	Team	First Downs				Rushing				Passing				Int.	Sacks
		Total	Rush	Pass	Pen.	Att.	Yards	Avg.	TD	Att.	Comp.	Pct.	Yards	TD	
1969	Cardinals	224	83	125	16	382	1,446	3.8	17	430	216	50.2	2,940	19	25/201
	Opponents	289	83	185	21	438	1,644	3.8	10	465	260	55.9	3,752	38	15 33/220
1968	Cardinals	245	117	107	21	463	1,996	4.3	22	385	169	43.9	2,389	16	20 23/202
	Opponents	238	90	131	17	423	1,558	3.7	10	399	210	52.6	2,861	23	13 44/400
1967	Cardinals	248	97	131	20	472	1,839	3.9	15	431	204	47.3	3,170	20	35 24/229
	Opponents	216	79	117	20	410	1,502	3.7	13	360	169	46.9	3,023	26	19 37/340
1966	Cardinals	212	88	108	16	458	1,601	3.5	10	386	180	46.6	2,292	13	19 38/253
	Opponents	209	68	109	32	317	1,192	3.2	10	443	187	42.2	2,733	16	21 52/433
1965	Cardinals	251	90	143	18	431	1,619	3.8	10	448	221	49.3	3,222	20	25 30/279
	Opponents	238	89	133	16	433	1,813	4.2	12	380	184	48.4	2,826	24	17 39/342
1964	Cardinals	275	95	152	28	456	1,770	3.9	12	422	223	52.8	3,045	21	24 37/298
	Opponents	235	96	128	11	414	1,809	4.4	13	390	194	49.7	2,839	21	25 42/356
1963	Cardinals	254	105	134	15	423	1,839	4.3	10	438	228	52.1	3,403	30	21 40/372
	Opponents	235	105	107	23	461	1,802	3.9	19	370	180	48.6	2,516	13	18 41/364
1962	Cardinals	268	109	138	21	416	1,689	4.1	20	434	220	51.7	3,388	18	30 —/288
	Opponents	251	93	141	17	452	1,732	3.8	18	377	196	51.9	3,302	21	16 —/315
1961	Cardinals	202	83	110	9	386	1,405	3.6	8	351	168	47.9	2,434	21	23 —/461
	Opponents	215	91	112	12	477	1,676	3.5	11	389	187	48.1	2,644	18	24 —/334
1960	Cardinals	229	128	88	13	484	2,356	4.9	13	285	126	44.2	1,990	20	25 —/179
	Opponents	158	56	93	9	344	1,212	3.5	8	301	196	51.8	2,004	20	21 —/330
1959	Cardinals	179	85	80	14	367	1,613	4.4	10	280	125	44.6	1,786	14	19 —/207
	Opponents	212	99	100	12	477	1,824	3.9	15	266	138	51.8	2,359	22	15 —/218
1958	Cardinals	219	80	124	15	386	1,456	4.0	9	407	198	48.6	2,735	23	27 —/161
	Opponents	253	121	114	18	449	2,133	4.8	20	537	171	60.7	2,793	18	15 —/186
1957	Cardinals	174	77	75	22	365	1,442	4.0	12	271	111	41.0	1,696	12	22 —/194
	Opponents	208	120	79	9	521	2,201	4.2	19	233	117	50.2	2,027	17	12 —/120
1956	Cardinals	191	116	63	12	527	2,053	3.9	14	214	100	46.7	1,492	13	14 —/123
	Opponents	211	117	79	15	478	2,075	4.3	14	287	129	44.9	1,670	8	33 —/146
1955	Cardinals	150	84	53	13	438	1,626	3.7	10	280	106	37.9	1,520	14	25 —/175
	Opponents	224	100	102	22	465	1,902	4.1	11	371	154	41.5	2,146	16	29 —/138
1954	Cardinals	184	83	86	15	418	1,612	3.8	10	349	148	42.4	1,903	8	30 —/241
	Opponents	226	85	123	18	400	1,532	3.8	13	356	193	54.2	3,006	29	24 —/212
1953	Cardinals	184	75	95	14	322	1,179	3.7	7	408	181	44.4	2,191	14	27 —/328
	Opponents	216	95	111	10	440	1,662	3.8	24	341	176	51.6	2,619	17	24 —/255
1952	Cardinals	176	91	74	11	477	1,478	3.7	10	289	124	42.9	1,512	10	22 —/301
	Opponents	176	85	82	9	455	1,588	3.5	8	307	149	48.5	1,942	16	25 —/177
1951	Cardinals	224	108	101	15	440	1,963	4.5	14	334	161	48.2	2,244	13	24 —/—
	Opponents	212	116	83	13	476	1,977	4.2	15	265	123	46.4	1,973	18	27 —/—
1950	Cardinals	194	84	87	23	386	1,604	4.2	8	368	165	44.8	2,375	21	31 —/—
	Opponents	216	126	79	11	525	2,132	4.1	21	269	130	48.3	2,075	14	22 —/—
1949	Cardinals	207	106	82	19	467	2,130	4.6	21	307	138	45.0	1,763	21	26 —/—
	Opponents	231	113	107	11	446	1,874	4.2	19	383	174	45.4	2,617	18	33 —/—
1948	Cardinals	233	135	81	17	531	2,560	4.8	25	285	134	47.0	2,134	22	12 —/—
	Opponents	190	85	94	11	408	1,516	3.7	8	336	159	47.3	2,520	22	23 —/—
1947	Cardinals	241	101	110	30	468	1,735	3.7	20	340	160	47.1	2,580	18	25 —/—
	Opponents	201	90	101	10	400	1,759	4.4	10	314	148	47.1	2,206	18	27 —/—
1946	Cardinals	175	77	84	14	371	1,529	4.1	16	266	115	43.2	1,951	17	20 —/—
	Opponents	176	95	66	15	438	1,249	2.9	12	273	118	43.2	1,603	14	25 —/—
1945	Cardinals	115	47	51	17	334	933	2.8	8	267	99	37.1	1,328	5	18 —/—
	Opponents	110	57	43	10	382	1,320	3.5	17	187	87	46.5	1,490	15	12 —/—
1944	Cardinals	109	56	44	9	360	1,019	2.6	7	258	87	33.7	1,257	8	41 —/—
	Opponents	109	56	46	7	365	1,394	3.8	25	204	98	48.0	1,575	22	16 —/—
1943	Cardinals	102	49	43	11	334	709	2.1	5	219	88	40.2	1,095	6	39 —/—
	Opponents	131	75	78	8	396	1,166	2.9	13	198	101	51.0	1,607	21	16 —/—
1942	Cardinals	132	58	59	15	366	1,021	2.8	4	316	131	41.5	1,432	6	29 —/—
	Opponents	114	61	44	9	390	1,445	3.8	11	214	84	39.3	1,502	15	23 —/—
1941	Cardinals	138	66	64	8	388	1,098	2.8	8	252	117	46.4	1,658	6	20 —/—
	Opponents	110	61	42	7	384	1,301	3.4	13	196	90	45.9	1,305	12	16 —/—
1940	Cardinals	112	—	—	—	393	1,315	3.3	11	198	75	37.9	912	6	33 —/—
	Opponents	—	—	—	—	427	1,470	3.4	12	186	69	37.1	1,313	14	23 —/—
1939	Cardinals	101	—	—	—	325	835	2.6	4	248	84	33.9	1,170	5	33 —/—
	Opponents	—	—	—	—	443	1,525	3.4	13	201	86	42.8	1,493	16	12 —/—
1938	Cardinals	121	—	—	—	382	1,149	3.0	9	240	114	47.5	1,340	4	26 —/—
	Opponents	—	—	—	—	453	1,363	3.0	10	182	80	44.0	1,168	11	18 —/—
1937	Cardinals	99	—	—	—	379	1,140	3.0	7	189	77	40.7	1,243	9	21 —/—
	Opponents	—	—	—	—	475	1,457	3.1	6	204	73	35.8	1,051	13	24 —/—
1936	Cardinals	138	—	—	—	552	1,509	2.7	5	183	68	37.2	1,123	4	26 —/—
	Opponents	—	—	—	—	507	1,707	3.4	11	176	67	38.1	973	7	24 —/—
1935	Cardinals	107	—	—	—	547	1,521	2.8	6	130	47	36.2	635	2	23 —/—
	Opponents	—	—	—	—	420	1,281	3.0	8	152	58	37.9	793	4	24 —/—
1934	Cardinals	—	—	—	—	316	1,141	3.6	7	140	34	24.3	302	1	13 —/—
	Opponents	—	—	—	—	360	954	2.7	5	106	37	34.9	585	5	14 —/—
1933	Cardinals	—	—	—	—	368	1,019	2.8	3	141	37	26.2	470	3	30 —/—
	Opponents	—	—	—	—	422	1,386	3.3	6	153	58	37.9	851	4	19 —/—

Annual Team Pu-Pd-TD-Pts.

Year	Team	Punts	Avg.	Penalties	Yards	Fumbles	Lost	TD	TD-R	TD-P	TD-RI	FG/FGA	PAT/PATA	Pts.
2002	Cardinals	89	43.4	76	617	26	13	31	10	18	3	15/21	29/29	262
	Opponents	65	42.0	111	969	15	8	50	17	29	4	22/29	49/49	417
2001	Cardinals	87	41.0	72	620	26	13	33	10	18	5	21/26	32/32	295
	Opponents	75	43.3	110	980	27	7	39	10	26	3	23/32	36/36	343
2000	Cardinals	85	44.2	96	785	32	20	24	6	16	2	16/23	18/19	210
	Opponents	59	41.1	96	914	17	10	52	29	19	4	27/34	50/51	443
1999	Cardinals	94	42.0	70	481	31	10	27	13	11	3	19/27	26/26	275
	Opponents	89	42.4	112	938	28	10	48	17	25	6	16/24	44/45	422
1998	Cardinals	82	41.2	88	758	30	16	36	18	17	1	23/33	36/36	325
	Opponents	75	43.9	114	954	31	19	44	18	21	5	24/30	40/41	378
1997	Cardinals	92	43.8	93	775	27	20	32	9	19	4	19/29	28/29	283
	Opponents	94	43.9	113	981	16	5	42	13	23	6	30/35	35/37	379
1996	Cardinals	77	43.2	106	873	29	14	33	8	23	2	23/31	29/31	300
	Opponents	69	43.8	104	841	24	14	44	18	21	5	30/37	41/43	397
1995	Cardinals	72	43.8	119	835	41	19	26	3	17	6	30/39	19/19	275
	Opponents	62	43.5	117	860	39	23	53	14	33	6	18/25	50/51	422
1994	Cardinals	98	40.8	128	1,090	25	10	24	12	11	1	22/30	21/21	235
	Opponents	90	40.9	108	800	28	13	31	7	19	5	15/24	28/29	267
1993	Cardinals	73	43.7	77	644	23	11	37	12	21	4	21/28	37/37	326
	Opponents	78	42.7	95	730	27	17	27	13	14	0	26/35	27/27	269
1992	Cardinals	58	42.8	85	722	26	18	29	11	15	3	13/26	28/29	243
	Opponents	62	42.8	101	826	25	12	40	13	24	3	18/28	38/40	332
1991	Cardinals	77	44.7	78	661	31	14	19	6	10	3	21/30	19/19	198
	Opponents	71	45.2	94	734	37	21	43	27	12	4	15/23	41/43	344
1990	Cardinals	67	42.8	96	883	25	14	31	13	16	2	17/27	31/31	268
	Opponents	63	43.6	96	834	28	11	50	20	29	1	16/20	48/50	396
1989	Cardinals	82	43.6	113	856	24	14	29	10	17	2	18/26	28/29	258
	Opponents	76	41.5	108	916	18	11	41	12	24	5	29/40	40/41	377
1988	Cardinals	80	40.3	99	790	34	16	44	15	26	3	12/21	42/44	344
	Opponents	83	41.1	103	770	27	13	51	19	30	2	13/22	47/51	398
1987	Cardinals	70	38.0	101	797	23	12	46	15	25	8	14/27	44/46	362
	Opponents	74	41.2	88	718	34	19	48	16	30	2	11/18	45/48	368
1986	Cardinals	92	37.1	116	932	25	10	27	8	17	2	11/24	23/27	218
	Opponents	83	42.5	86	682	40	12	40	17	21	2	24/32	37/40	351
1985	Cardinals	85	41.7	101	816	36	16	34	14	19	1	13/28	33/34	278
	Opponents	75	41.0	88	744	28	14	47	11	34	2	28/38	46/47	414
1984	Cardinals	68	38.1	109	904	32	20	51	21	28	2	24/35	48/51	423
	Opponents	81	38.9	75	578	20	12	39	11	26	2	24/37	36/39	345
1983	Cardinals	85	41.5	89	770	50	27	47	15	29	3	15/29	45/47	374
	Opponents	88	40.3	102	819	32	20	56	23	24	9	12/15	51/56	428
1982	Cardinals	54	43.8	55	523	17	10	16	10	6	0	8/13	15/16	135
	Opponents	51	41.1	54	424	14	9	21	5	16	0	8/18	20/21	170
1981	Cardinals	69	41.8	106	777	34	21	37	20	15	2	19/32	36/37	315
	Opponents	69	41.3	98	845	33	16	50	20	29	1	20/26	48/50	408
1980	Cardinals	100	41.1	103	922	24	13	37	19	16	2	14/23	35/37	299
	Opponents	89	40.1	101	919	27	14	43	17	23	3	17/32	41/43	350
1979	Cardinals	80	38.2	104	941	42	21	40	24	12	4	12/26	31/40	307
	Opponents	90	39.2	94	758	40	19	43	18	22	3	19/30	41/43	358
1978	Cardinals	101	37.8	105	890	28	14	31	14	16	1	11/22	27/31	248
	Opponents	93	39.3	96	809	33	16	37	15	17	3	13/18	35/37	296
1977	Cardinals	71	36.7	98	835	30	16	36	19	14	3	7/16	35/36	272
	Opponents	72	39.5	83	812	19	12	34	11	22	1	17/23	32/34	287
1976	Cardinals	66	35.3	84	683	44	24	36	17	18	1	20/27	33/35	309
	Opponents	71	38.8	83	698	32	20	34	19	13	2	10/20	31/34	267
1975	Cardinals	64	37.7	83	730	33	19	43	19	20	4	19/24	41/43	356
	Opponents	67	40.1	82	679	26	15	34	16	16	2	15/26	27/33	276
1974	Cardinals	81	38.7	77	645	27	9	36	12	20	4	13/22	30/36	285
	Opponents	85	39.2	80	654	24	9	27	15	11	1	10/14	26/27	218
1973	Cardinals	66	37.5	61	594	37	14	31	13	16	2	23/32	31/31	286
	Opponents	54	41.4	97	920	31	17	42	16	23	3	23/34	41/42	365
1972	Cardinals	73	39.3	64	582	43	16	22	9	11	2	14/22	19/22	193
	Opponents	48	39.4	68	645	31	16	31	11	15	5	28/47	31/31	303
1971	Cardinals	61	38.8	66	643	35	20	24	8	14	2	21/32	24/24	231
	Opponents	58	40.4	77	831	28	16	29	10	12	7	25/39	28/28	279
1970	Cardinals	65	40.9	84	896	24	15	38	16	16	4	20/32	37/38	325
	Opponents	80	40.0	68	659	20	14	27	10	16	1	13/26	27/27	228

Year	Team	Punts	Avg.	Penalties	Yards	Fumbles	Lost	TD	TD-R	TD-P	TD-RI	FG/FGA	PAT/PATA	Pts.
1969	Cardinals	73	37.6	72	765	24	10	40	17	19	4	12/24	38/40	314
	Opponents	67	40.4	71	773	19	12	48	10	38	0	18/31	47/48	389
1968	Cardinals	65	41.6	66	708	24	11	40	22	16	2	15/24	40/40	325
	Opponents	70	38.1	71	728	19	8	35	10	23	2	15/33	34/35	289
1967	Cardinals	62	40.8	65	730	23	11	36	15	23	1	27/39	36/36	333
	Opponents	81	39.0	89	782	19	13	46	13	26	7	12/19	42/46	356
1966	Cardinals	81	35.1	67	586	26	18	28	10	13	5	23/40	27/28	264
	Opponents	85	41.3	83	761	20	10	28	10	16	2	23/41	28/28	265
1965	Cardinals	67	40.4	45	458	15	7	33	10	20	3	21/31	33/33	296
	Opponents	65	43.3	70	760	29	15	37	12	24	1	17/32	36/37	309
1964	Cardinals	56	40.9	64	579	29	16	40	12	21	7	25/38	40/40	357
	Opponents	67	43.5	71	695	24	14	36	13	21	2	27/34	34/36	331
1963	Cardinals	65	40.7	69	692	29	18	44	10	30	4	11/21	44/44	341
	Opponents	74	40.1	53	581	32	18	34	19	13	2	15/26	34/34	283
1962	Cardinals	59	8.3	66	655	37	21	39	20	16	1	5/14	38/39	287
	Opponents	61	40.5	63	584	23	15	44	18	21	5	18/33	43/44	287
1961	Cardinals	85	44.7	57	535	39	18	37	8	21	8	7/17	34/37	279
	Opponents	67	43.5	59	546	36	20	30	11	18	1	19/38	30/30	267
1960	Cardinals	44	44.7	46	456	43	21	34	13	20	1	15/25	33/34	288
	Opponents	64	44.2	59	500	35	23	30	8	20	2	7/16	29/30	230
1959	Cardinals	62	44.6	44	431	48	36	31	17	14	5	6/9	31/30	234
	Opponents	67	41.3	61	528	25	15	41	15	22	1	12/22	40/41	324
1958	Cardinals	57	37.8	71	615	37	22	35	10	23	2	6/17	33/35	261
	Opponents	54	41.2	68	696	29	16	46	26	18	1	12/25	44/46	356
1957	Cardinals	59	42.5	51	468	22	15	26	12	12	2	6/17	24/26	200
	Opponents	60	39.7	68	728	27	13	37	19	17	1	14/23	35/37	299
1956	Cardinals	55	37.8	78	626	29	21	30	14	13	3	10/22	30/30	240
	Opponents	52	39.2	60	543	23	12	23	15	8	0	7/16	21/23	182
1955	Cardinals	75	40.3	82	695	35	20	29	10	14	5	9/21	23/29	224
	Opponents	61	40.6	65	677	23	18	33	15	16	2	11/29	31/31	252
1954	Cardinals	63	39.2	91	819	32	23	23	10	8	5	8/19	21/23	183
	Opponents	55	41.7	74	716	30	19	45	13	29	3	11/16	42/44	347
1953	Cardinals	76	41.6	73	611	39	21	12	7	14	2	9/24	23/23	190
	Opponents	74	42.0	72	615	23	12	45	24	17	4	8/13	43/45	337
1952	Cardinals	76	37.3	87	743	33	23	24	12	10	2	2/18	22/24	172
	Opponents	69	42.1	91	883	30	18	28	8	16	3	8/20	25/28	221
1951	Cardinals	70	39.8	82	729	26	20	27	14	13	0	7/13	27/27	210
	Opponents	62	40.9	80	711	21	16	38	15	18	5	7/17	38/38	287
1950	Cardinals	76	40.6	76	809	25	14	31	8	21	2	8/12	29/31	233
	Opponents	57	43.3	93	876	37	24	38	21	14	2	8/18	35/38	287
1949	Cardinals	65	40.9	67	590	20	16	48	21	21	6	8/11	46/—	360
	Opponents	59	38.4	67	625	26	21	42	17	21	4	6/14	37/—	301
1948	Cardinals	66	39.7	83	749	21	16	53	25	22	6	8/21	53/—	395
	Opponents	72	39.2	87	743	30	24	31	8	22	1	2/11	28/—	226
1947	Cardinals	56	40.8	89	688	32	16	40	20	18	2	7/10	39/—	306
	Opponents	50	41.2	90	852	25	18	28	10	18	0	5/14	30/—	231
1946	Cardinals	50	39.6	84	761	44	29	35	16	17	2	5/12	33/—	260
	Opponents	57	41.3	80	673	39	20	26	12	14	0	5/10	25/—	198
1945	Cardinals	62	36.7	50	389	35	13	13	8	5	0	0/4	12/—	98
	Opponents	52	41.6	77	749	26	11	32	17	15	0	3/18	27/—	228
1944	Cardinals	60	32.7	65	479	30	12	15	6	8	1	0/2	12/—	108
	Opponents	50	37.2	71	633	23	12	47	23	22	2	1/7	41/—	328
1943	Cardinals	56	38.7	45	389	17	5	11	5	6	0	2/5	11/—	95
	Opponents	51	37.2	65	634	19	12	34	11	21	2	1/7	31/—	238
1942	Cardinals	74	39.5	46	400	25	11	12	4	6	2	5/10	11/—	98
	Opponents	75	40.2	71	636	19	8	29	11	15	3	3/9	26/—	209
1941	Cardinals	79	39.3	41	448	19	12	17	9	6	2	4/12	13/—	127
	Opponents	62	43.3	47	437	27	15	23	7	12	2	2/6	23/—	197
1940	Cardinals	—	—	—	331	23	—	19	11	6	2	2/8	17/—	139
	Opponents	—	—	—	—	—	—	—	12	14	—	—	—	222
1939	Cardinals	—	—	—	238	36	—	11	4	5	2	3/10	9/—	84
	Opponents	—	—	—	—	—	—	—	13	16	—	—	—	254
1938	Cardinals	—	—	—	286	34	—	15	9	4	2	3/8	12/—	111
	Opponents	—	—	—	—	—	—	—	10	11	—	—	—	168
1937	Cardinals	—	—	—	305	30	—	19	7	9	3	2/—	15/—	135
	Opponents	—	—	—	—	—	—	—	6	13	—	—	—	165
1936	Cardinals	—	—	—	415	34	—	10	5	4	1	2/—	8/—	74
	Opponents	—	—	—	—	—	—	—	11	7	—	—	—	143
1935	Cardinals	—	—	—	255	27	—	12	6	2	4	7/—	6/—	99
	Opponents	—	—	—	—	—	—	—	8	4	—	—	—	97
1934	Cardinals	—	—	—	—	—	—	11	7	1	3	3/—	5/—	80
	Opponents	—	—	—	—	—	—	—	5	5	—	—	—	84
1933	Cardinals	—	—	—	—	—	—	7	3	3	1	2/—	2/—	52
	Opponents	—	—	—	—	—	—	—	6	4	—	—	—	101

All-Time Cardinal Shutouts

Date	Opponent	Score	Date	Opponent	Score
Dec. 12, 1992	N.Y. Giants	19-0	Nov. 6, 1929	At Providence Steam Roller	16-0
Nov. 15, 1981	Buffalo Bills	24-0	Oct. 20, 1929	At Chicago Bears	10-0
Oct. 31, 1977	N.Y. Giants	28-0	Oct. 7, 1928	Dayton Triangles	7-0
Sept. 19, 1976	Green Bay Packers	29-0	Nov. 24, 1927	At Chicago Bears	3-0
Nov. 1, 1970	Houston Oilers	44-0	Oct. 9, 1927	Dayton Triangles	7-0
Nov. 8, 1970	Boston Patriots	31-0	Nov. 25, 1926	At Chicago Bears	0-0
Nov. 16, 1970	At Dallas Cowboys	38-0	Oct. 3, 1926	Racine Tornadoes	20-0
Oct. 22, 1961	At Washington Redskins	24-0	Sept. 26, 1926	L.A. Buccaneers	15-0
Dec. 17, 1961	Pittsburgh Steelers	20-0	Sept. 19, 1926	Columbus Tigers	14-0
Oct. 18, 1942	At Detroit Lions	7-0	Dec. 10, 1925	Milwaukee Badgers	59-0
Sept. 20, 1942	Green Bay Packers	13-0	Nov. 29, 1925	Rock Island Independents	7-0
Sept. 13, 1942	Cleveland Rams (at Buffalo)	7-0	Nov. 26, 1925	At Chicago Bears	0-0
Nov. 23, 1941	At Cleveland Rams	7-0	Nov. 22, 1925	Dayton Triangles	14-0
Sept. 15, 1940	Detroit Lions (at Buffalo)	0-0	Oct. 25, 1925	Chicago Bears	9-0
Sept. 24, 1939	At Pittsburgh Pirates	10-0	Oct. 14, 1925	Milwaukee Badgers	24-0
Oct. 3, 1937	At Cleveland Rams	6-0	Nov. 16, 1924	Akron Indians	13-0
Dec. 6, 1936	Green Bay Packers	0-0	Nov. 9, 1924	Dayton Triangles	23-0
Nov. 8, 1936	Philadelphia Eagles	13-0	Oct. 12, 1924	Minneapolis Marines	13-0
Nov. 24, 1935	At Boston Redskins	6-0	Oct. 5, 1924	Green Bay Packers	3-0
Oct. 13, 1935	At Green Bay Packers	3-0	Nov. 18, 1923	Duluth Kelleys	10-0
Nov. 29, 1934	Green Bay Packers	6-0	Nov. 11, 1923	Hammond Pros	6-0
Nov. 18, 1934	At Green Bay Packers	9-0	Oct. 21, 1923	Minneapolis Marines	9-0
Nov. 6, 1934	At Brooklyn Dodgers	21-0	Oct. 14, 1923	Akron Indians	19-0
Oct. 7, 1934	At Cincinnati Reds	16-0	Oct. 7, 1923	Rochester Jeffersons	60-0
Sept. 23, 1934	At Cincinnati Reds	9-0	Sept. 30, 1923	Buffalo All-Americans	3-0
Dec. 3, 1933	Boston Redskins	0-0	Dec. 10, 1922	Chicago Bears	9-0
Oct. 8, 1933	At Cincinnati Reds	3-0	Nov. 30, 1922	Chicago Bears	6-0
Oct. 16, 1932	At Boston Braves	9-0	Nov. 12, 1922	Akron Pros	7-0
Oct. 9, 1932	Chicago Bears	0-0	Oct. 22, 1922	Minneapolis Marines	3-0
Nov. 28, 1931	Cleveland Indians	21-0	Oct. 1, 1922	Milwaukee Badgers	3-0
Nov. 2, 1930	Frankford Yellow Jackets	6-0	Dec. 18, 1921	At Chicago Staleys	0-0
Oct. 8, 1930	At Newark Tornadoes	13-0	Nov. 6, 1921	Hammond Pros	7-0
Oct. 5, 1930	At Portsmouth Spartans	0-0	Oct. 2, 1921	Minneapolis Marines	20-0
Dec. 8, 1929	at Orange Tornadoes	26-0	Oct. 31, 1920	Detroit Heralds	21-0
Nov. 24, 1929	Dayton Triangles	19-0	Oct. 10, 1920	At Chicago Tigers	0-0
Nov. 10, 1929	Minneapolis Red Jackets	8-0			

All-Time Opponent Shutouts

Date	Opponent	Score	Date	Opponent	Score
Dec. 1, 2002	At Kansas City Chiefs	0-49	Nov. 11, 1945	At Pittsburgh Steelers	0-23
Sept. 15, 1996	At New England Patriots	0-31	Oct. 21, 1945	At Detroit Lions	0-26
Sept. 18, 1994	At Cleveland Browns	0-32	Sept. 30, 1945	At Cleveland Rams	0-21
Oct. 27, 1991	Minnesota Vikings	0-28	Sept. 23, 1945	Detroit Lions (at Milwaukee)	0-10
Sept. 15, 1991	At Washington Redskins	0-34	Nov. 12, 1944	At Detroit Lions	0-10
Sept. 9, 1990	At Washington Redskins	0-31	Nov. 5, 1944	Detroit Lions (at Pittsburgh)	0-27
Dec. 17, 1989	Denver Broncos	0-37	Oct. 22, 1944	At N.Y. Giants	0-23
Nov. 10, 1985	At Tampa Bay Buccaneers	0-16	Nov. 7, 1943	At Brooklyn Dodgers	0-7
Jan. 2, 1983	At Washington Redskins	0-28	Oct. 17, 1943	Detroit Lions (at Buffalo)	0-7
Dec. 20, 1981	At Philadelphia Eagles	0-38	Oct. 10, 1943	Chicago Bears	0-20
Oct. 19, 1980	At Washington Redskins	0-23	Nov. 8, 1942	At Washington Redskins	0-28
Sept. 30, 1979	At L.A. Rams	0-21	Sept. 15, 1940	Detroit Lions (at Buffalo)	0-0
Dec. 10, 1978	At N.Y. Giants	0-17	Nov. 5, 1939	At Cleveland Rams	0-14
Sept. 18, 1977	At Denver Broncos	0-7	Oct. 22, 1939	Cleveland Rams	0-24
Dec. 8, 1974	At New Orleans Saints	0-14	Nov. 6, 1938	At N.Y. Giants	0-6
Oct. 17, 1971	At Washington Redskins	0-20	Oct. 26, 1938	Philadelphia Eagles (at Erie)	0-7
Nov. 17, 1968	At Baltimore Colts	0-27	Oct. 23, 1938	At Detroit Lions	0-10
Sept. 23, 1962	At Green Bay Packers	0-17	Oct. 2, 1938	At Brooklyn Dodgers	0-13
Nov. 19, 1961	At Baltimore Colts	0-16	Dec. 6, 1937	Green Bay Packers	0-0
Dec. 1, 1957	At Cleveland Browns	0-31	Oct. 25, 1936	At Brooklyn Dodgers	0-9
Nov. 20, 1955	Washington Redskins	0-31	Oct. 4, 1936	At Green Bay Packers	0-24
Oct. 16, 1955	At N.Y. Giants	0-10	Sept. 28, 1936	At Detroit Lions	0-39
Nov. 21, 1953	At Philadelphia Eagles	0-38	Dec. 8, 1935	Chicago Bears	0-13
Nov. 25, 1951	N.Y. Giants	0-10	Oct. 28, 1934	At Boston Redskins	0-9

Date	Opponent	Score	Date	Opponent	Score
Oct. 21, 1934	At Green Bay Packers	0-15	Sept. 23, 1928	Chicago Bears	0-15
Oct. 14, 1934	At Chicago Bears	0-20	Oct. 16, 1927	At Green Bay Packers	0-13
Sept. 30, 1934	At Detroit Lions	0-6	Sept. 25, 1927	Chicago Bears	0-9
Dec. 3, 1933	Boston Redskins	0-0	Nov. 25, 1926	At Chicago Bears	0-0
Nov. 19, 1933	Brooklyn Dodgers	0-3	Nov. 11, 1926	At Chicago Bears	0-10
Oct. 29, 1933	At Brooklyn Dodgers	0-7	Nov. 7, 1926	At N.Y. Giants	0-20
Oct. 22, 1933	At Boston Redskins	0-10	Oct. 31, 1926	Green Bay Packers	0-3
Nov. 24, 1932	At Chicago Bears	0-34	Oct. 17, 1926	At Chicago Bears	0-16
Nov. 13, 1932	At Brooklyn Dodgers	0-3	Nov. 26, 1935	At Chicago Bears	0-0
Oct. 9, 1932	Chicago Bears	0-0	Nov. 27, 1924	Chicago Bears	0-21
Nov. 27, 1930	At Chicago Bears	0-6	Oct. 19, 1924	At Chicago Bears	0-6
Oct. 5, 1930	At Portsmouth Spartans	0-0	Nov. 29, 1923	At Chicago Bears	0-3
Sept. 21, 1930	At Green Bay Packers	0-14	Nov. 19, 1922	Canton Bulldogs	0-7
Nov. 17, 1929	Green Bay Packers	0-12	Dec. 18, 1921	At Chicago Staleys	0-0
Nov. 2, 1929	At Frankford Yellow Jackets	0-8	Dec. 4, 1921	Akron Pros	0-7
Oct. 20, 1929	At Chicago Bears	0-0	Oct. 9, 1921	Akron Pros	0-23
Nov. 29, 1928	At Chicago Bears	0-34	Dec. 5, 1920	At Decatur Staleys	0-10
Nov. 25, 1928	At N.Y. Yankees	0-19	Oct. 24, 1920	At Rock Island Independents	0-7
Nov. 24, 1928	At Frankford Yellow Jackets	0-19	Oct. 10, 1920	At Chicago Tigers	0-0
Oct. 14, 1928	At Green Bay Packers	0-20			

All-Time Penalties

Year	Penalties	Yards	Year	Penalties	Yards	Year	Penalties	Yards	Year	Penalties	Yards	Year	Penalties	Yards
2002	76	617	1990	95	883	1978	105	890	1966	67	586	1954	91	819
2001	72	620	1989	113	856	1977	95	835	1965	45	458	1953	73	611
2000	96	785	1988	99	790	1976	84	683	1964	64	579	1952	87	243
1999	70	481	1987	110	782	1975	83	730	1963	69	692	1951	82	729
1998	88	756	1986	116	932	1974	77	645	1962	56	655	1950	76	609
1997	93	775	1985	103	816	1973	61	594	1961	57	535	1949	67	596
1996	106	873	1984	109	904	1972	64	582	1960	46	456	1948	83	749
1995	119	835	1983	89	770	1971	66	643	1959	44	431	1947	89	688
1994	128	1090	1982	55	523	1970	84	896	1958	71	615	1946	84	761
1993	77	644	1981	106	777	1969	72	765	1957	51	468	1943	45	—
1992	85	722	1980	103	922	1968	66	708	1956	78	626	1941	41	—
1991	78	661	1979	104	941	1967	65	730	1955	82	695			

All-Time Two-Point Conv.

Annual Results

Year	Results	Year	Results	Year	Results
1994	1-3	1997	3-3	2000	0-5
1995	5-6	1998	0-0	2001	1-1
1996	2-2	1999	0-1	2002	1-2

Plays

Date	Opponent	Play	Outcome, Score
Sept. 22, 2002	San Diego	Frank Sanders pass from Jake Plummer	L, 15-23
Dec. 2, 2001	At Oakland	Jake Plummer run	W (OT), 34-31
Sept. 7, 1997	Dallas	Rob Moore pass from Kent Graham	W, 25-22
Sept. 28, 1997	At Tampa Bay	Frank Sanders pass from Kent Graham	L, 18-19
Dec. 21, 1997	Atlanta	Jake Plummer run	W, 29-26
Sept. 22, 1996	At New Orleans	Rob Moore pass from Kent Graham	W, 28-14
Nov. 3, 1996	At N.Y. Giants	Boomer Esiason run	L, 8-16
Sept. 17, 1995	At Detroit	Frank Sanders pass from Dave Krieg	W, 20-17
Oct. 8, 1995	At N.Y. Giants	Frank Sanders pass from Dave Krieg	L, 21-27
Nov. 12, 1995	Minnesota	Rob Moore pass from Dave Krieg	L, 24-30
Dec. 9, 1995	At San Diego	Stevie Anderson pass from Dave Krieg	L, 25-28
Dec. 17, 1995	At Philadelphia	Stevie Anderson pass from Dave Krieg	L, 20-21
Dec. 4, 1994	At Houston	Ronald Moore run	W, 30-12

Note: Two-point conversion rule instituted in NFL in 1994.

Defensive Touchdowns

1960-2002

Date	Opponent	Play	Outcome, Score
Sept. 29, 2002	N.Y. Giants	Justin Lucas 38-yard interception return	W, 21-7
Nov. 3, 2002	St. Louis	Justin Lucas 35-yard return with lateral from interception	L, 14-27
Oct. 7, 2001	At Philadelphia	Kyle Vanden Bosch 9-yard fumble return	W, 21-20
Nov. 18, 2001	Detroit	Fred Wakefield 20-yard interception return	W, 45-38
Dec. 23, 2001	Dallas	Ronald McKinnon 24-yard interception return	W, 17-10
Dec. 30, 2001	at Carolina	Ronald McKinnon 25-yard fumble return	W, 30-7
Jan. 6, 2002	At Washington	Adrian Wilson 61-yard interception return	L, 17-20
Nov. 5, 2000	Washington	Aeneas Williams 103-yard fumble return	W, 16-15
Sept. 19, 1999	At Miami	Rob Fredrickson 34-yard interception return	L, 16-19
Nov. 28, 1999	At N.Y. Giants	Eric Swann 42-yard interception return	W, 34-24
Dec. 5, 1999	Philadelphia	Kwame Lassiter 78-yard interception return	W, 21-17
Dec. 13, 1998	At Philadelphia	Tommy Bennett 70-yard interception return	W, 20-17
Sept. 28, 1997	At Tampa Bay	Aeneas Williams 42-yard interception return	L, 18-19
Oct. 12, 1997	N.Y. Giants	Aeneas Williams 30-yard interception return	L, 13-27
Nov. 2, 1997	Philadelphia	Bernard Wilson 66-yard interception return	W, 31-21
Dec. 15, 1996	Washington	Jamir Miller 26-yard return with lateral from fumble	W, 27-26
Dec. 22, 1996	At Philadelphia	Aeneas Williams 65-yard interception return	L, 19-29
Oct. 15, 1995	Washington	Aeneas Williams 28-yard interception return	W, 24-20
Oct. 29, 1995	Seattle	Keith McCants 5-yard fumble return	W, 20-14
Oct. 29, 1995	Seattle	Lorenzo Lynch 72-yard interception return	W, 20-14
Dec. 9, 1995	At San Diego	Clyde Simmons 25-yard interception return	L, 25-28
Dec. 25, 1995	Dallas	Aeneas Williams 48-yard interception return	L, 13-37
Nov. 27, 1994	Chicago	Keith McCants 46-yard interception return	L, 16-19
Sept. 5, 1993	At Philadelphia	Lorenzo Lynch 55-yard fumble return	L, 17-23
Oct. 31, 1993	New Orleans	Aeneas Williams 20-yard fumble return	L, 17-20
Oct. 31, 1993	New Orleans	Aeneas Williams 46-yard interception return	L, 17-20
Oct. 4, 1992	Washington	Robert Massey 31-yard interception return	W, 27-24
Oct. 4, 1992	Washington	Robert Massey 41-yard interception return	W, 27-24
Nov. 15, 1992	At Atlanta	Robert Massey 46-yard interception return	L, 17-20
Sept. 1, 1991	At L.A. Rams	Eric Hill 85-yard fumble return	W, 24-14
Sept. 8, 1991	At Philadelphia	Rod Saddler 7-yard fumble return	W, 26-10
Nov. 24, 1991	Philadelphia	Lorenzo Lynch 35-yard interception return	L, 14-34
Dec. 2, 1990	Indianapolis	Marcus Turner 21-yard return with lateral from interception	W, 20-17
Dec. 9, 1990	At Atlanta	Marcus Turner 47-yard interception return	W, 24-13
Oct. 29, 1989	At Dallas	Michael Zordich 16-yard interception return	W, 19-10
Nov. 12, 1989	Dallas	Tim McDonald 53-yard interception return	W, 24-20
Oct. 25, 1988	Washington	Cedric Mack 47-yard fumble return	W, 30-21
Oct. 2, 1988	At L.A. Rams	Rod Saddler 16-yard fumble return	W, 41-27
Dec. 10, 1988	Philadelphia	E.J. Junior 36-yard fumble return	L, 17-23
Oct. 4, 1987	At Washington	Peter Noga 60-yard interception return	L, 21-28
Oct. 11, 1987	New Orleans	Mark Jackson 77-yard fumble return	W, 24-19
Oct. 11, 1987	New Orleans	Leonard Smith 29-yard fumble return	W, 24-19
Nov. 8, 1987	Tampa Bay	Niko Noga 23-yard fumble return	W, 31-28
Sept. 8, 1985	At Cleveland	Lionel Washington 48-yard interception return	W, 27-24
Sept. 16, 1984	At Indianapolis	Leonard Smith 25-yard interception return	W, 34-33
Dec. 2, 1984	At New England	Thomas Howard 29-yard fumble return	W, 33-10
Oct. 2, 1983	At Kansas City	Lee Nelson 36-yard fumble return	L, 14-38
Oct. 24, 1983	N.Y. Giants	Benny Perrin 32-yard fumble return	T, 20-20
Dec. 11, 1983	At L.A. Raiders	Elois Grooms 40-yard fumble return	W, 34-24
Nov. 25, 1981	At Baltimore	Dave Ahrens 14-yard interception return	W, 35-24
Sept. 28, 1980	Philadelphia	Eric Allen 70-yard interception return	W, 24-14
Sept. 9, 1979	At N.Y. Giants	Mark Arneson 29-yard fumble return	W, 27-14
Oct. 28, 1979	Cleveland	Steve Neils 72-yard fumble return	L, 20-38
Nov. 4, 1979	Minnesota	Roger Wehrli 9-yard interception return	W, 37-7
Oct. 9, 1977	Dallas	Charlie Davis 36-yard fumble return	L, 24-30
Oct. 31, 1977	N.Y. Giants	Mike Sensibaugh 79-yard interception return	W, 28-0
Oct. 3, 1976	N.Y. Giants	Mike Sensibaugh 35-yard interception return	W, 27-21
Nov. 23, 1975	At N.Y. Jets	Norm Thompson 61-yard interception return	W, 37-6
Sept. 22, 1974	At Washington	Ron Yankowski 71-yard fumble return	W, 17-10
Sept. 29, 1974	Cleveland	Norm Thompson 56-yard interception return	W, 29-7
Oct. 27, 1974	Washington	Roger Wehrli 53-yard interception return	W, 23-20
Dec. 10, 1972	L.A. Rams	Norm Thompson 58-yard fumble return	W, 24-14
Nov. 28, 1971	At N.Y. Giants	Larry Stallings 26-yard interception return	W, 24-7
Sept. 27, 1970	Washington	Miller Farr 19-yard interception return	W, 27-17
Nov. 1, 1970	Houston	Don Parish 41-yard interception return	W, 44-0
Dec. 20, 1970	At Washington	Chuck Latourette 32-yard fumble return	L, 27-28

Date	Opponent	Play	Outcome, Score
Sept. 28, 1969	Chicago	Larry Stallings 62-yard fumble return	W, 20-17
Oct. 19, 1969	Minnesota	Bob Rowe 18-yard interception return	L, 10-27
Dec. 21, 1969	At Green Bay	Larry Wilson 88-yard fumble return	L, 28-45
Sept. 22, 1968	At San Francisco	Don Brumm 17-yard fumble return	L, 17-35
Oct. 22, 1967	Philadelphia	Pat Fischer 69-yard interception return	W, 48-14
Oct. 2, 1966	At Philadelphia	Jerry Stovall 18-yard interception return	W, 41-10
Oct. 2, 1966	At Philadelphia	Larry Wilson 91-yard interception return	W, 41-10
Oct. 31, 1966	Chicago	Larry Wilson 29-yard interception return	W, 24-17
Sept. 26, 1965	At Cleveland	Don Brumm 10-yard fumble return	W, 49-13
Nov. 28, 1965	Philadelphia	Larry Stallings 17-yard fumble return	L, 24-28
Dec. 18, 1965	Cleveland	Larry Wilson 95-yard interception return	L, 24-27
Oct. 4, 1964	At Washington	Pat Fischer 33-yard interception return	W, 23-17
Oct. 18, 1964	Washington	Pat Fischer 39-yard interception return	W, 38-24
Nov. 8, 1964	Pittsburgh	Dale Meinert 18-yard interception return	W, 34-30
Nov. 22, 1964	At Philadelphia	Larry Wilson 42-yard interception return	W, 38-13
Nov. 29, 1964	At Pittsburgh	Pat Fischer 49-yard fumble return	W, 21-20
Dec. 13, 1964	Philadelphia	Jerry Stovall 31-yard interception return	W, 36-24
Sept. 14, 1963	At Dallas	Jimmy Hill 58-yard interception return	W, 34-7
Oct. 6, 1963	At Minnesota	John Symank 31-yard interception return	W, 56-14
Dec. 8, 1963	Philadelphia	Larry Wilson 42-yard fumble return	W, 32-14
Oct. 28, 1962	At Dallas	Larry Wilson 57-yard interception return	W, 28-24
Sept. 17, 1961	At N.Y. Giants	William West fumble recovery in end zone	W, 21-10
Oct. 22, 1961	At Washington	Jimmy Hill 35-yard interception return	W, 24-0
Nov. 5, 1961	At Dallas	Billy Stacy 31-yard interception return	W, 31-17
Nov. 5, 1961	At Dallas	Billy Stacy 34-yard interception return	W, 31-17
Nov. 26, 1961	At Pittsburgh	Jerry Norton 47-yard interception return	L, 27-30
Nov. 26, 1961	At Pittsburgh	Jerry Norton 37-yard interception return	L, 27-30
Dec. 17, 1961	Pittsburgh	Billy Stacy 25-yard return with lateral from fumble	W, 20-0
Oct. 30, 1960	At N.Y. Giants	Billy Stacy 33-yard fumble return	W, 20-13

Special-Teams Touchdowns

1960-2002

Date	Opponent	Play	Outcome, Score
Sept. 15, 2002	At Seattle	MarTay Jenkins 95-yard kickoff return	W, 24-13
Nov. 12, 2000	At Minnesota	MarTay Jenkins 98-yard kickoff return	L, 14-31
Sept. 14, 1997	At Washington	Tommy Bennett blocked punt recovery in end zone	L, 13-19
Nov. 19, 1995	At Carolina	Aeneas Williams 72-yard return of blocked field goal	L, 7-27
Sept. 12, 1993	At Washington	Johnny Bailey 58-yard punt return	W, 17-10
Dec. 13, 1987	N.Y. Giants	Vai Sikahema 76-yard punt return	W, 27-24
Dec. 21, 1986	Tampa Bay	Vai Sikahema 71-yard punt return	W, 21-17
Dec. 21, 1986	Tampa Bay	Vai Sikahema 60-yard punt return	W, 21-17
Sept. 20, 1981	Washington	Stump Mitchell 50-yard punt return	L, 10-30
Dec. 7, 1980	Detroit	Roy Green 57-yard punt return	W, 24-23
Oct. 21, 1979	At Dallas	Roy Green 106-yard kickoff return	L, 13-22
Nov. 19, 1978	At Washington	Willard Harrell 70-yard punt return	W, 27-17
Oct. 13, 1975	At Washington	Terry Metcalf 93-yard kickoff return	L, 17-27
Nov. 2, 1975	New England	Terry Metcalf 69-yard punt return	W, 24-17
Dec. 21, 1975	At Detroit	Dwayne Crump 64-yard return of blocked field goal	W, 24-13
Sept. 29, 1974	Cleveland	Terry Metcalf 94-yard kickoff return	W, 29-7
Sept. 23, 1973	Washington	Don Shy 97-yard kickoff return	W, 34-27
Oct. 1, 1972	Pittsburgh	Norm Thompson 8-yard return of blocked punt	L, 19-25
Nov. 21, 1971	Philadelphia	George Hoey 103-yard kickoff return	L, 20-37
Nov. 15, 1970	At Dallas	Johnny Roland 74-yard punt return	W, 38-0
Dec. 21, 1969	At Green Bay	John Gilliam 100-yard kickoff return	L, 28-45
Sept. 29, 1968	At New Orleans	Chuck Latourette 86-yard punt return	W, 21-20
Sept. 25, 1966	At Cleveland	Roy Shivers 94-yard kickoff return	W, 34-28
Oct. 2, 1966	At Philadelphia	Johnny Roland 86-yard punt return	W, 41-10
Sept. 27, 1964	At San Francisco	Jim Burson 68-yard punt return	W, 23-13
Oct. 15, 1961	Philadelphia	Bobby Joe Conrad 73-yard punt return	L, 7-20

Cardinal Quarterbacks

Quarterback Won-Loss (1960–2002)

Player	Record	Player	Record
Pete Beathard.....	2-3	Stan Gelbaugh.....	0-3
Steve Beuerlein.....	9-12	Kent Graham.....	5-10
Dave Brown.....	3-4	Ralph Gugliemi.....	3-2
Stoney Case.....	0-1	Shawn Halloran.....	1-1
Chris Chandler.....	5-12	Jim Hart.....	87-87-5
Gary Cuozzo.....	1-5	King Hill.....	0-1
Boomer Esiason.....	3-5	Gary Hogeboom.....	5-8
Sam Etcheverry.....	5-8	Buddy Humphrey.....	0-3
Sammy Garza.....	0-1	George Izo.....	1-0

Player	Record	Player	Record
Gary Keithley.....	1-1	John Roach.....	4-5-1
Dave Krieg.....	4-12	Timm Rosenbach.....	5-15
Charley Johnson.....	38-28-5	Jay Schroeder.....	5-3
Neil Lomax.....	47-53-2	Cliff Stoudt.....	0-4
Mike Loyd.....	0-1	Tom Tupa.....	4-3
Jim McMahon.....	0-1	Tim Van Galder.....	1-3-1
Terry Nofsinger.....	1-4		
Steve Pisarkiewicz.....	2-2		
Jake Plummer.....	30-52		

Starting Quarterbacks (1960–2002)

Year	Quarterbacks
2002	Jake Plummer (5-11)
2001	Jake Plummer (7-9)
2000	Jake Plummer (3-11), Dave Brown (0-2)
1999	Jake Plummer (3-8), Dave Brown (3-2)
1998	Jake Plummer (9-7)
1997	Kent Graham (1-5), Stoney Case (0-1), Jake Plummer (3-6)
1996	Boomer Esiason (3-5), Kent Graham (4-4)
1995	Dave Krieg (4-12)
1994	Steve Beuerlein (3-4), Jim McMahon (0-1), Jay Schroeder (5-3)
1993	Steve Beuerlein (6-8), Chris Chandler (1-1)
1992	Timm Rosenbach (0-3), Chris Chandler (4-9)
1991	Tom Tupa (4-7), Stan Gelbaugh (0-3), Chris Chandler (0-2)
1990	Timm Rosenbach (5-11)
1989	Gary Hogeboom (5-8), Tom Tupa (0-2), Timm Rosenbach (0-1)
1988	Neil Lomax (7-7), Cliff Stoudt (0-2)
1987	Neil Lomax (6-6), Shawn Halloran (1-1), Sammy Garza (0-1)
1986	Neil Lomax (4-9-1), Cliff Stoudt (0-2)
1985	Neil Lomax (5-11)
1984	Neil Lomax (9-7)
1983	Neil Lomax (7-6-1), Jim Hart (1-1)
1982	Neil Lomax (5-4)
1981	Jim Hart (3-6), Neil Lomax (4-3)

Year	Quarterbacks
1980	Jim Hart (5-10), Mike Loyd (0-1)
1979	Jim Hart (3-10), Steve Pisarkiewicz (2-1)
1978	Jim Hart (6-9), Steve Pisarkiewicz (0-1)
1977	Jim Hart (7-7)
1976	Jim Hart (10-4)
1975	Jim Hart (11-3)
1974	Jim Hart (10-4)
1973	Jim Hart (3-8-1), Gary Keithley (1-1)
1972	Tim Van Galder (1-3-1), Gary Cuozzo (1-5), Jim Hart (2-1)
1971	Jim Hart (2-6-1), Pete Beathard (2-3)
1970	Jim Hart (8-5-1)
1969	Charley Johnson (2-6-1), Jim Hart (2-3)
1968	Jim Hart (8-3-1), Charley Johnson (1-1)
1967	Jim Hart (6-7-1)
1966	Charley Johnson (7-1-1), Terry Nofsinger (1-4)
1965	Charley Johnson (5-6), Buddy Humphre (0-3)
1964	Charley Johnson (9-3-2)
1963	Charley Johnson (9-5)
1962	Sam Etcheverry (1-3), Charley Johnson (3-6-1)
1961	Sam Etcheverry (4-5), Ralph Gugliemi (3-2)
1960	King Hill (1-0), John Roach (4-5-1), George Izo (1-0)

Quarterbacks 1988–2002

Year	Starter (Games)
2002	Jake Plummer (16)
2001	Jake Plummer (16)
2000	Jake Plummer (14), Dave Brown (2)
1999	Jake Plummer (11), Dave Brown (5)
1998	Jake Plummer (16)
1997	Kent Graham (6), Stoney Case (1), Jake Plummer (9)
1996	Boomer Esiason (8), Kent Graham (8)
1995	Dave Krieg (16)
1994	Steve Beuerlein (7), Jim McMahon (1), Jay Schroeder (8)
1993	Steve Beuerlein (14), Chris Chandler (2)
1992	Timm Rosenbach (3), Chris Chandler (13)
1991	Tom Tupa (11), Stan Gelbaugh (3), Chris Chandler (2)
1990	Timm Rosenbach (16)
1989	Gary Hogeboom (13), Tom Tupa (2), Timm Rosenbach (1)
1988	Neil Lomax (13), Cliff Stoudt (3)

*Practice squad only #Injured Reserve

Non-Starter (Games)

Josh McCown (2), Preston Parsons
 Dave Brown, Chris Greisen
 Chris Greisen (2), *Sean Keenan
 Sherdrick Bonner, Chris Greisen (2)
 Dave Brown (1), Stoney Case, *Cory Sauter
 None
 Stoney Case, Chad May, *Mark Butterfield
 Mike Buck (4), Stoney Case (2)
 Chris Swartz
 Will Furrer, Tony Sacca
 Tony Sacca (2), Erik Wilhelm
 Craig Kupp (1)
 *Craig Kupp, Tom Tupa
 #Neil Lomax
 Tom Tupa (2)

Quarterback Depth Chart (1988–2002)

Quarterbacks (starts)	On roster (games played)	Practice Squad	Rostered (Did Not Play)
Jake Plummer (82)	Mike Buck (4)	Mark Butterfield	Sherdick Bonner
Steve Beuerlein (21)	Chris Greisen (4)	Sean Keenan	Will Furrer
Timm Rosenbach (20)	Josh McCown (2)	Cory Sauter	Chad May
Chris Chandler (17)	Craig Kupp (1)		Preston Parsons
Dave Krieg (16)			Chris Swartz
Kent Graham (14)			Erk Wilhelm
Gary Hogeboom (13)			
Neil Lomax (13)			
Tom Tupa (13)			
Boomer Esiason (8)			
Jay Schroeder (8)			
Dave Brown (7)			
Stan Gelbaugh (3)			
Cliff Stoudt (3)			
Stoney Case (1)			
Jim McMahon (1)			

100-Yard Receivers

Career (1960–2002)

Player	No.	Player	No.	Player	No.	Player	No.
Jackie Smith	23	David Boston	11	Otis Anderson	2	Walker Gillette	1
Roy Green	19	John Gilliam	9	Ike Harris	2	Randal Hill	1
Rob Moore	18	Ernie Jones	7	Jay Novacek	2	MarTay Jenkins	1
Sonny Randle	18	Ricky Proehl	7	Ahmad Rashad	2	MacArthur Lane	1
Mel Gray	17	Dave Williams	6	Dave Stief	2	Jason McAddley	1
Pat Tilley	14	Gary Clark	4	Taz Anderson	1	Billy Stacy	1
Bobby Joe Conrad	13	Larry Centers	3	Ray Childress	1	Earl Thomas	1
J.T. Smith	13	Billy Gambrell	3	John David Crow	1		
Frank Sanders	11	Rob Awalt	2	Anthony Edwards	1		

Annual (1960–2002)

Year	Player, Number	Year	Player, Number
2002	David Boston–2, Jason McAddley–1	1979	Pat Tilley–2, Dave Stief–1
2001	David Boston–4, MarTay Jenkins–1	1978	Pat Tilley–3, Mel Gray–3, Dave Stief–1
2000	David Boston–4	1977	Mel Gray–1
1999	Rob Moore–2, Frank Sanders–2, David Boston–1	1976	Mel Gray–3, Ike Harris–2, Pat Tilley–1
1998	Frank Sanders–5, Rob Moore–2	1975	Mel Gray–4
1997	Rob Moore–8, Frank Sanders–2	1974	Mel Gray–2, Earl Thomas–1, Jackie Smith–1
1996	Rob Moore–3, Larry Centers–1	1973	Jackie Smith–1, Mel Gray–1, Ahmad Rashad–1
1995	Rob Moore–3, Frank Sanders–2, Larry Centers–2	1972	Walker Gillette–1, Bobby Moore–1, Jackie Smith–1
1994	Gary Clark–1	1971	John Gilliam–2, Mel Gray–2, Jackie Smith–1
1993	Gary Clark–3, Ricky Proehl–1, Anthony Edwards–1	1970	John Gilliam–4, Jackie Smith–3, MacArthur Lane–1
1992	Ricky Proehl–3, Ernie Jones–1, Randal Hill–1	1969	John Gilliam–3, Dave Williams–2, Jackie Smith–1
1991	Ernie Jones–1, Ricky Proehl–1	1968	Dave Williams–3, Jackie Smith–2, Bobby Joe Conrad–1
1990	Ernie Jones–2, Ricky Proehl–2, Roy Green–1	1967	Jackie Smith–5, Dave Williams–1, Bobby Joe Conrad–1, Billy Gambrell–1
1989	J.T. Smith–4, Roy Green–2, Ernie Jones–2, Rob Awalt–1	1966	Jackie Smith–3, Billy Gambrell–1
1988	Roy Green–2, J.T. Smith–2, Jay Novacek–1, Ernie Jones–1	1965	Bobby Joe Conrad–2, Jackie Smith–1, Billy Gambrell–1, Sonny Randle–1
1987	J.T. Smith–4, Roy Green–2, Rob Awalt–1, Jay Novacek–1	1964	Jackie Smith–3, Sonny Randle–3, Bobby Joe Conrad–2
1986	J.T. Smith–3, Roy Green–1	1963	Sonny Randle–3, Bobby Joe Conrad–2, Ray Childress–1, Jackie Smith–1
1985	Pat Tilley–2	1962	Sonny Randle–5, Bobby Joe Conrad–4, Taz Anderson–1
1984	Roy Green–6, Otis Anderson–2	1961	Sonny Randle–2, Billy Stacy–1, Bobby Joe Conrad–1
1983	Roy Green–3, Pat Tilley–1	1960	Sonny Randle–4, John David Crow–1
1982	Roy Green–1		
1981	Pat Tilley–2, Roy Green–1		
1980	Pat Tilley–3, Mel Gray–1		

Head Coaches

Years	Coach	Record
1920	Marshall Smith	3-2-1
1921-22	John "Paddy" Driscoll	11-6-2
1923-24	Arnie Horween	13-8-1
1925-26	Norm Barry	16-8-2
1927	Fred Gillies	3-7-1
1928	Guy Chamberlin	1-5-0
1929-30	Ernie Nevers	11-12-3
1931	LeRoy Andrews*	0-2-0
1931	Ernie Nevers	5-2-0
1932	Jack Chevigny	2-6-2
1933-34	Paul Schissler	6-15-1
1935-38	Milan Creighton	16-26-4
1939	Ernie Nevers	1-10-0
1940-42	Jimmy Conzelman	8-22-3
1943-45	Phil Handler**	1-29-0
1946-48	Jimmy Conzelman	27-10-0
1949	Phil Handler	6-5-1
	Buddy Parker***	

* Resigned after two games in 1931

** Co-coach with Walt Kiesling of 1944 Card-Pitt. team

*** Co-head coaches

**** Released after 13 games in 1979

***** Released after 11 games in 1989

+ Released after seven games in 2000.

++ Interim head coach for eight games in 2000; named permanent head coach prior to season finale.

Years	Coach	Record
1950-51	Earl "Curly" Lambeau	8-16-0
1952	Joe Kuharich	4-8-0
1953-54	Joe Stydahar	3-20-1
1955-57	Ray Richards	14-21-1
1958-61	Frank "Pop" Ivy	17-31-2
1962-65	Wally Lemm	27-26-3
1966-70	Charley Winner	35-30-5
1971-72	Bob Hollway	8-18-2
1973-77	Don Coryell	42-29-1
1978-79	Bud Wilkinson****	20-20-0
1979	Larry Wilson	2-1-0
1980-85	Jim Hanifan	39-49-1
1986-89	Gene Stallings****	23-34-1
1989	Hank Kuhlmann	0-5
1990-93	Joe Bugel	20-44
1994-95	Buddy Ryan	12-20
1996-2000	Vince Tobin+	29-44-0
2000-01	Dave McGinnis++	13-28



Frank "Pop" Ivy, the only man to serve as head coach in the National Football League (Cardinals, 1958-61), American Football League (Houston Oilers, 1962-63), and Canadian Football League (Edmonton Eskimos, 1954-57), died May 17, 2003 at the age of 87. Ivy also played for the 1947 NFL championship Chicago Cardinals.

Assistant Coaches (1936-02)

A		
Atkins, Bill	Defensive Secondary	1980-81
Atkins, Dave	Offensive Coordinator	1994-95
Austin, Bill	Offensive Line/Running Game	1972

B		
Banker, Chuck	Offensive Backfield	1985
	Special Teams/Defensive Assistant	1983-84
	Special Teams	1980-82
Bennett, Leeman	Offensive Backs	1970-71
Bettis, Tom	Defensive Coordinator	1978-84
Blue, Ken	Linebackers	1970
Braden, Marv	Special Teams	1986-89
Bresnahan, Tom	Offensive Line	1986-88
Brooks, Dan	Special Assignments	1977
Brown, Don	Flexibility and Strength	1979-84

C		
Carpenter, Lew	Offensive Coordinator/Receivers	1971-72
Caruthers, LeBaron	Strength and Conditioning	1986-89
Cavanaugh, Matt	Quarterbacks	1995
Champion, Jim	Defensive Line	1966, 1974-75
Chryst, Geep	Quarterbacks	1998, 2001-02
	Tight Ends/Quality Control	1996-97
Clark, Sam	Intern	1991-92
Cochran, Red	Offensive Backs	1968-69
Cottrell, Ted	Linebackers	1994
	Defensive Line	1990-93
Curzi, Jim	Strength	1976

D		
Daddio, Bill	Assistant Coach	1952
Devlin, Mike	Asst. Off. Line/Off. Quality Control	2000-
Dewell, Billy	Ends	1950
Douglas, Otis	Line	1955
Dowhower, Rod	Offensive Coordinator	1983-84
	Quarterbacks and Receivers	1973
Drulis, Chuck	Defensive Coordinator/Linebackers	1972
	Defensive Backs	1971
	Defensive Coach	1962-70
	Assistant Coach	1958-61
	Defensive Line	1956-57

E		
Elliott, Pete	Offensive Backfield	1978
Evans, Dick	Assistant Coach	1952
Everest, Al	Special Teams	1996-99

F		
Fassel, Jim	Offensive Coordinator	1996
Feldman, Rudy	Linebackers	1982-85
Feldman, Rudy	Defensive Line	1978-81
FitzGerald, Jeff	Linebackers	2001-02
	Quality Control	2000
Forzano, Rick	Offensive Backs/Game Scouting	1966-67

G		
Galbraith, Marly.....	Tight Ends	2003-
Gallagher, Dick.....	Ends	1953
Garrett, John.....	Quarterbacks	1999-2000
Gibbs, Joe.....	Offensive Backs	1973-77
Gilmer, Harry.....	Quarterbacks	1967-69, 81-82
	Quarterbacks and Receivers	1975-80
Glick, Fred.....	Defensive Secondary	1978-79
Godette, Cary.....	Defensive Line Assistant	2003-
Goldberg, Marshall.....	Assistant Coach/Chief Scout	1949
Greene, Joe.....	Defensive Line	1996-

H		
Hall, Sid.....	Linebackers	1974-75
	Defensive Line	1973
Hammond, Bobby.....	Running Backs	1990-91
Handler, Phil.....	Line	1946-48, 50-51
	Assistant Coach	1936-42
Hanifan, Jim.....	Offensive Line	1973-78
Henke, Ed.....	Player Coach (Defensive Line)	1963
Hoener, Pete.....	Offensive Line	2003-
	Tight Ends	2001-02
	Tight Ends	1985-86

I		
Isbell, Cecil.....	Backfield	1950-51

J		
Jackson, Bobby.....	Running Backs	1992-93
Jamieson, Dick.....	Offensive Coordinator	1985, 1997
	Offensive Backfield	1980-84
Johnson, Jim.....	Defensive Backs	1990-93
	Defensive Line	1986-89
Jones, Ronnie.....	Defensive Coordinator	1994-95
Jorge, Ernie.....	Line	1953-54

Mal Moore, the Cardinals' wide receivers coach from 1986-89, currently is the athletic director at the University of Alabama.



K		
Keane, Tom.....	Assistant Coach	1957
Kellison, John.....	Assistant Coach/Talent Scout	1955-56
Kuhlmann, Hank.....	Special Teams	2000-
	Tight Ends	1998-99
	Running Backs.....	1986-89
Kwan, Stan.....	Special Teams Asst./Def. Quality Control	2001-

L		
Lanham, Paul.....	Special Teams	1972
Lawrence, Don.....	Tight Ends	2000
Leach, Bob.....	Defensive Line	1971-72
Lemm, Wally.....	Assistant Coach	1956, 1959
Loney, Steve.....	Offensive Assistant	1993
Lovat, Tom.....	Offensive Line	1980-84, 1990-91

M		
Marmie, Larry.....	Defensive Coordinator	2001-
	Defensive Backs	1996-2000
Marinez, George.....	Running Backs	1995
	Quality Control	1994
Matsko, John.....	Offensive Line	1992-93
Mauck, Carl.....	Offensive Line	1996-97
McDaniel, LeCharles.....	Wide Receivers	1993
McGinnis, Dave.....	Defensive Coordinator	1996-2000
McLaughlin, Leon.....	Special Assistant/Quality Control	1986-89
	Special Assistant to the Head Coach	1980-85
	Special Assistant	1979
McMillan, Ernie.....	Offensive Line	1985
Miller, Red.....	Offensive Line	1966-70
Milus, Ron.....	Defensive Backs	2003-
Murphy, Mike.....	Inside Linebackers/Quality Control	1991-93
	Defensive Assistant/Quality Control.....	1990
Moore, Mal.....	Wide Receivers	1986-89
Morris, Guy.....	Offensive Line Assistant	1994
Muha, Joe.....	Backfield	1954

N		
Neal, Dan.....	Offensive Line	1994-95
Nixon, Mike.....	Assistant Coach	1952
Nowaskey, Bob.....	Ends	1954-57, 1956

O		
Olson, Rich.....	Offensive Coordinator	2001-02

P		
Parker, Buddy.....	Special Assistant	1978
	Assistant Coach.....	1943, 1945-48
Pascale, Joe.....	Linebackers	1986-89
	Outside Linebackers	1991-93
	Defensive Coordinator	1990
Peters, Floyd.....	Assistant Head Coach/Defense	1982-85
Pires, Glenn.....	Linebackers.....	1996-2000
Plasman, Dick.....	Assistant Coach	1947-49
Plumb, Ted.....	Receivers/Tight Ends	1994-95
	Tight Ends	1993
	Wide Receivers.....	1990-92
Poisfoot, Fran.....	Wide Receivers	1962-67
Prochaska, Ray.....	Offensive Line	1962-65
	Assistant Coach	1958-61
Putnam, Duane.....	Offensive Line	1979-80

R		
Ramsey, Buster.....	Player Coach (Defense)	1951
Ramsey, Kevin.....	Defensive Backs	2001-02
Rapp, Vic.....	Wide Receivers	1996-2000
Renfro, Mel.....	Defensive Backs	1986-87
Rhyme, Jerry.....	Offensive Coordinator	1990-93
Richards, Ray.....	Assistant Coach	1954
Roberts, Al.....	Special Teams	1994-95

(Assistant Coaches continued on page 372)

(Assistant Coaches continued from page 371)

Rodriguez, Pete	Special Teams	1990-93
Rogucki, Bob	Strength and Conditioning	1990-
Roland, Johnny	Running Backs	1997-
Ryan, Rex	Linebackers	1995
	Defensive Line	1994
Ryan, Rob	Defensive Backs	1994-95

S

Schlinkman, Walt	Defensive Backs	1964
	Assistant Coach	1959
Sevier, Wayne	Special Assignments	1974-75
Shipp, Ken	Receivers/Game Scouting	1968-70
Shotner, Jim	Offensive Coordinator	1986-89
Shroyer, Don	Linebackers	1966-6
	Defensive Backs	1963
	Offensive Backs	1962
Shurmer, Fritz	Defensive Coordinator	1991-93
Simpson, Jackie	Defensive Backs	1973
Skipper, Jim	Running Backs	1996
Smith, Jerry	Special Teams	1985
Solari, Mike	Offensive Line	1989
Spencer, Joe	Offensive Line	1971
Stahley, Skip	Backfield	1963
Stanley, Jim	Defensive Line	1995
Stuber, Abe	Assistant/Talent Scout	1965-67
	Assistant Coach	1958
Sullivan, Jerry	Offensive Coordinator	2003-
	Wide Receivers	2001-02
Sweeney, Jim	Offensive Backfield	1979

T

Thurman, Dennis	Defensive Backs	1988-89
Thompson, Jerry	Special Teams	1978-79
Thompson, Tommy	Backfield	1955
Thomas, Emmitt	Receivers	1981-85
Thornton, Bill	Running Backs	1972
Tolbert, Tyke	Wide Receivers	2003-
Trestman, Marc	Offensive Coordinator	1998-2000
Trippi, Charley	Offensive Backs	1963-65
	Assistant Coach	1956-57

V

Van Zandt, Lance	Defensive Backfield	1985
Versaci, Tony	Special Teams/Special Assignments	1971
Voris, Dick	Defensive Coordinator/Linebackers	1971
	Defensive Line	1968-70

W

Walsh, Charles	Assistant Coach	1940-41
Warhop, George	Offensive Line	1998-02
Weber, Chuck	Defensive Backs	1976-77
Wilsey, Ray	Defensive Coordinator	1973-77
	Assistant Coach	1960-61
Wilson, Larry	Player-Coach (Defensive Backs)	1972

Z

Zapalac, Willie	Defensive Line	1976-77
-----------------	----------------	---------

Hottest/Coldest (1960-2002)

Hottest Games

Kickoff Temperature	Opponent, Site	Date	Result
104°	Atlanta, Sun Devil Stadium	Sept. 30, 2002	L, 14-34
103°	Denver, Sun Devil Stadium	Sept. 23, 2002	L, 17-38
101°	Dallas, Sun Devil Stadium	Sept. 9, 1997	W, 25-22
101°	Miami, Sun Devil Stadium	Sept. 8, 1996	L, 10-38
100°	San Diego, Sun Devil Stadium	Sept. 22, 2002	L, 15-23
100°	Dallas, Sun Devil Stadium	Sept. 10, 2000	W, 32-31
100°	Philadelphia, Sun Devil Stadium	Sept. 13, 1992	L, 14-31
99°	Philadelphia, Sun Devil Stadium	Sept. 10, 1995	L, 19-31
99°	Dallas, Texas Stadium	Sept. 20, 1992	L, 20-31
98°	Philadelphia, Sun Devil Stadium	Sept. 20, 1998	W, 17-3
98°	N.Y. Giants, Sun Devil Stadium	Sept. 11, 1994	L, 17-20
98°	Dallas, Sun Devil Stadium	Sept. 12, 1988	L, 14-17
98°	Dallas, Texas Stadium	Sept. 13, 1981	L, 30-17

Coldest Games

Kickoff Temperature	Opponent, Site	Date	Result
10°	Philadelphia, Busch Stadium	Dec. 18, 1983	W, 31-7
14°	Washington, Busch Stadium	Dec. 10, 1977	L, 26-20
15°	Philadelphia, Veterans Stadium	Dec. 24, 1989	L, 14-31
15°	L.A. Rams, Busch Stadium	Dec. 10, 1972	W, 24-14
16°	Dallas, Busch Stadium	Dec. 15, 1963	L, 28-24
17°	Cleveland, Busch Stadium	Dec. 14, 1968	W, 27-16
20°	At Green Bay, Lambeau Field	Jan. 8, 1983	L, 41-16
20°	At Chicago, Soldier Field	Dec. 15, 1979	L, 42-6
21°	Washington, Busch Stadium	Dec. 21, 1980	L, 31-7
22°	Washington, Busch Stadium	Dec. 12, 1982	L, 12-7
22°	Dallas, Busch Stadium	Dec. 15, 1973	L, 30-3
24°	Washington, Busch Stadium	Dec. 21, 1985	L, 27-16

*Postseason

Pro Bowlers

- 1960.....Jimmy Hill, DB; Jerry Norton, DB; Sonny Randle, WR; Leo Sugar, DE.
 1961.....Ken Gray, G; Jimmy Hill, DB; Jerry Norton, DB; Sonny Randle, WR; Billy Stacy, DB.
 1962.....John David Crow, RB; Jimmy Hill, DB; Bill Korman, LB; Sonny Randle, WR; Larry Wilson, DB.
 1963.....Bob DeMarco, C; Ken Gray, G; Charley Johnson, QB; Dale Meinert, LB; Larry Wilson, DB.
 1964.....Bobby Joe Conrad, WR; Pat Fischer, DB; Irv Goode, G; Ken Gray, G; Bill Korman, LB.
 1965.....Jim Bakken, K; Bob DeMarco, C; Pat Fischer, DB; Ernie McMillan, T; Dale Meinert, LB; Sonny Randle, WR; Sam Silas, DT; Larry Wilson, DB.
 1966.....Ken Gray, G; Bob Reynolds, T; Joe Robb, DE; **Johnny Roland, RB**; Jackie Smith, TE; Jerry Stovall, DB; Chuck Walker, DT; Larry Wilson, DB.
 1967.....Jim Bakken, K; Bob DeMarco, C; Irv Goode, G; Ken Gray, G; Ernie McMillan, T; Dale Meinert, LB; Jackie Smith, TE; Jerry Stovall, DB; Larry Wilson, DB.
 1968.....Don Brumm, DE; Ken Gray, G; Bob Reynolds, T; Jackie Smith, TE; Larry Wilson, DB.
 1969.....Ernie McMillan, T; Bob Reynolds, T; Jackie Smith, TE; Jerry Stovall, DB; Larry Wilson, DB.
 1970.....MacArthur Lane, RB; Ernie McMillan, T; Jackie Smith, TE; Larry Stallings, LB; Roger Wehrli, DB; Larry Wilson, DB.
 1971.....Roger Wehrli, DB.
 1974.....Dan Dierdorf, T; Mel Gray, WR; Jim Hart, QB; Terry Metcalf, RB; Roger Wehrli, CB.
 1975.....Jim Bakken, K; Tom Banks, C; Dan Dierdorf, T; Conrad Dobler, G; Mel Gray, WR; Jim Hart, QB; Terry Metcalf, RB; Jim Otis, RB; Roger Wehrli, CB.
 1976.....Jim Bakken, K; Tom Banks, C; Dan Dierdorf, T; Conrad Dobler, G; Mel Gray, WR; Jim Hart, QB; Roger Wehrli, CB.
 1977.....Tom Banks, C; Conrad Dobler, G; Dan Dierdorf, T; Mel Gray, WR; Jim Hart, QB; Terry Metcalf, RB; Roger Wehrli, CB.
 1978.....Tom Banks, C; Dan Dierdorf, T; Bob Young, G.
 1979.....Otis Anderson, RB; Roger Wehrli, CB; Bob Young, G.
 1980.....Otis Anderson, RB; Dan Dierdorf, T; Pat Tilley, WR.
 1983.....Carl Birdsong, P; Roy Green, WR.
 1984.....Roy Green, WR; E.J. Junior, ILB; Neil Lomax, QB.
 1985.....E.J. Junior, ILB.
 1986.....Vai Sikahema, PR; Ron Wolfley, special teams.
 1987.....Neil Lomax, QB; Luis Sharpe, T; Vai Sikahema, KR; Ron Wolfley, special teams.
 1988.....Luis Sharpe, T; Ron Wolfley, special teams; J.T. Smith, WR.
 1989.....Rich Camarillo, P; Tim McDonald, SS; Luis Sharpe, T; Ron Wolfley, special teams.
 1990.....Johnny Johnson, RB.
 1991.....Rich Camarillo, P; Tim McDonald, SS (injured, did not play).
 1992.....Johnny Bailey, KR; Rick Camarillo, P; Robert Massey, CB; Tim McDonald, SS.
 1993.....Rich Camarillo, P.
 1994.....Aeneas Williams, CB; Seth Joyner, OLB.
 1995.....Aeneas Williams, CB; Eric Swann, DT; Larry Centers, FB; Jeff Feagles, P.
 1996.....Lomas Brown, T; Larry Centers, FB; Eric Swann, DT; Aeneas Williams, CB.
 1997.....Rob Moore, WR; Aeneas Williams, CB.
 1998.....Aeneas Williams, CB.
 1999.....Simeon Rice, DE; Aeneas Williams, CB.
 2000.....**Scott Player, P.**
 2001.....David Boston, WR.

Monday Night Results

Date	Site/Opponent	W/L/T	Score	Att.
Nov. 16, 1970	At Dallas	W	38-0	69,232
Sept. 27, 1971	New York Jets	W	17-10	50,358
Nov. 15, 1971	At San Diego	L	20-17	46,486
Nov. 27, 1972	At Miami	L	31-10	80,010
Nov. 11, 1974	Minnesota	L	28-24	50,183
Oct. 13, 1975	At Washington	L	27-17	54,693
Oct. 25, 1976	At Washington	L	20-10	48,325
Oct. 31, 1977	New York Giants	W	28-0	50,323
Nov. 14, 1977	At Dallas	W	24-17	63,038

Date	Site/Opponent	W/L/T	Score	Att.
Oct. 24, 1983	New York Giants	T	20-20	45,530
Oct. 7, 1985	At Washington	L	27-10	53,134
Nov. 4, 1985	Dallas	W	21-10	49,337
Sept. 29, 1986	Dallas	L	31-7	49,077
Sept. 12, 1988	Dallas	L	17-14	67,139
Dec. 25, 1995	Dallas	L	37-13	72,394
Sept. 27, 1999	San Francisco	L	24-10	70,993

Home: 3-5-7 • Away: 2-5 • Overall: 5-10-1

Overtime Games

Cardinals 23, Lions 20

December 8, 2002 • Sun Devil Stadium (28,640)

Arizona snapped its six-game losing streak with its fifth consecutive victory against Detroit on late clutch kicking by **Bill Gramatica**, whose three field goals cut Detroit's lead to 20-17 with 5:30 remaining in the fourth quarter (29 yards), tied the contest with 3:23 to play (41 yards), and won it with 10:48 to go in overtime (42 yards). Detroit clung to leads of 14-7, 17-7, and 20-14 prior to Gramatica's dramatics. The Cards' two touchdowns were the result of short passes of one (Joel Makovicka) and 10 (Nathan Poole) yards in the first and second quarters, respectively. Following Gramatica's game-tying three-pointer, the Cardinal defenders forced two Detroit punts to end regulation. Arizona enjoyed the only overtime possession, driving 46 yards in seven plays, a march keyed by wide receiver **Kevin Kasper's** 23-yard reception two plays before Gramatica's game-winning boot. The Cardinals' defense, in addition to holding Detroit to only three second-half points, limited the Lions to 203 total yards, the lowest opponent total in 89 games (167 at Tampa Bay, Sept. 28, 1997).

Cardinals 9, Cowboys 6

October 20, 2002 • Sun Devil Stadium (59,702)

Four Cardinal interceptions of Dallas quarterback Quincy Carter, including three by strong safety **Adrian Wilson**, and three **Bill Gramatica** field goals paced Arizona to its third consecutive victory, a share of first place in the NFC West, its first 4-2 start since 1988, its fourth straight home-field success against Dallas, back-to-back home wins for the first time since 1999, and its third consecutive overtime win over five seasons. The Cards' triumph was accomplished without benefit of a touchdown, a team first in 123 games (12-6 vs. Philadelphia, Nov. 20, 1994). The four Cardinal interceptions were made in Arizona territory, including two (Hill and Wilson's third) in the Cardinal and zone to snuff two Dallas drives that had reached the Cards' 14-yard line. Wilson became the first Cardinal to intercept three or more passes since Kwamie Lassiter in the 1998 regular-season finale. Arizona settled for Gramatica's first two field goals (41, 23 yards) on its first and final first-half possessions on drives that stalled at the Cowboys' 23- and five-yard lines, respectively. The only Dallas points against an inspired Arizona defense came midway through the third quarter on a 78-yard touchdown pass from Carter to wide receiver Antonio Bryant. The extra-point attempt failed when the center snap was mishandled. Both teams missed fourth-quarter field-goal attempts (Arizona two, Dallas one), sending the game into overtime. Each team had two overtime possessions. Following three punts, Arizona ended the drama with an eight-play, 45-yard drive prior to Gramatica's 40-yard walk-off game-winning field goal.

Cardinals 34, Raiders 31

December 2, 2001 • Network Associates Coliseum (46,601)

Rookie kicker **Bill Gramatica's** first walk-off, game-winning field goal, his fourth three-pointer of the day, climaxed the Cardinals' improbable overtime upset at Oakland that ended 10-game Raider home and NFC winning streaks. The frenzied finish featured 17 points in the final 1:52 of regulation. In overtime, both teams exchanged punts, but the Raiders muffed their return. **LeVar Woods** recovered the loose ball at the Raiders' 25-yard line. Gramatica booted his 36-yard game-winner three plays later.

Cardinals 20, Eagles 17

December 13, 1998 • Veterans Stadium (62,176)

The Cardinals returned to .500 and earned their first two-game season sweep against the Eagles since 1984 with their first December road win in four years (30-12 at Houston, Dec. 4, 1994). Quarterback **Jake Plummer** directed the Cards 58 yards to the Eagles' 14-yard line on the first nine plays of overtime to set the table for Chris Jacke's 32-yard game-winning field goal. The final march principally was the work of two clutch completions to Rob Moore, the first for 30 yards, the other for 16 yards in the face of a third-and-eight Philadelphia blitz.

Steelers 26, Cardinals 20

November 30, 1997 • Sun Devil Stadium (64,322)

Like two boxers, the Steelers and Cardinals traded scores throughout an exciting turnover-free contest that was Arizona's fourth overtime outing of

the season and Pittsburgh's first victory in four trips to Sun Devil Stadium. The tilt also was Arizona's sixth setback in eight games decided in the final minute of overtime. Pittsburgh battering ram **Jerome Bettis** rushed for Card opponent single-game and season bests of 142 yards on 36 carries and three touchdowns, including the overtime game-winner, a 10-yard rumble that climaxed the Steelers' only overtime possession, a five-play, 52-yard drive that took just 2:51.

Eagles 13, Cardinals 10

October 19, 1997 • Veterans Stadium (66,860)

Arizona's run of close losses continued at Philadelphia where the Eagles handed the Cardinals a 13-10 overtime setback, the Cards' second loss in three overtime contests and their fifth defeat in the final minute or overtime. In rookie **Jake Plummer's** first NFL action in relief of starter **Stoney Case**, the quarterback had the Cardinals on the march with the opening possession of overtime, reaching Arizona's 42-yard line before an intentional grounding penalty led to a punt three plays later. Philadelphia then drove 73 yards in six plays to set the table for Chris Boniol's 24-yard game-winning field goal.

Redskins 19, Cardinals 13

September 14, 1997 • Jack Kent Cooke Stadium (78,270)

A capacity crowd at the inaugural game at Jack Kent Cooke Stadium, the Redskins' new home, witnessed a defensive struggle the two old rivals took into overtime for the second consecutive time at Washington. After winning the overtime coin toss, Cardinals running back **Leeland McElroy** tumbled on Arizona's second play from scrimmage. Two plays later, pressured Washington quarterback **Gus Frerotte** found stumbling wide receiver **Michael Westbrook** with a 40-yard touchdown pass to end the game.

Cardinals 25, Cowboys 22

September 7, 1997 • Sun Devil Stadium (70,060)

One week after watching a 21-3 lead evaporate into a 24-21 defeat at Cincinnati, the Cardinals reversed roles to storm from behind and earn their first home-opening victory since arriving in Arizona in 1988, a triumph that also snapped the Cowboys' 13-game series winning streak. After trading overtime fumbles, the Cardinals needed only five plays—highlighted by completions of 19 and 29 yards to wide receiver **Rob Moore** and fullback **Larry Centers**, respectively, to position kicker **Kevin Butler** for his 20-yard field goal that glanced off the left upright. It was the 16th game-winning three-pointer of Butler's career. The victory was Arizona's fourth straight in overtime and the third under Head Coach **Vince Tobin**. It also was Arizona's best second-half comeback since overcoming Washington's 21-6 lead in the Cards' 27-24 success on Oct. 4, 1992.

Cardinals 37, Redskins 34

November 10, 1996 • R.F.K. Stadium (51,929)

The Cardinals rode a record-setting passing effort by quarterback **Boomer Esiason** to shock NFC East Division-leading Washington in overtime. Esiason's personal best 522 passing yards were the third most prolific total in NFL history while also setting Cardinal and Redskin opponent single-game records. New Cardinal kicker **Kevin Butler**, signed five days earlier, sealed the pulsating victory with his third field goal, a 32-yarder, after he and Redskin kicker **Scott Blanton** traded overtime misses. Arizona's 615 total yards were the first 600-yard outing in franchise history and the highest total in the NFL in six years (676, Washington vs. Detroit, Nov. 4, 1990).

Cardinals 31, Rams 28

September 29, 1996 • Sun Devil Stadium (33,116)

The Cardinals scored the game's final 17 points on their last three possessions to post a dramatic 31-28 comeback victory and register their first two-victory September since 1991. It also was the first time in 86 games the Cards overcame a fourth-quarter deficit of 14 points or greater. Two plays into overtime, running back **LeShon Johnson** raced 66 yards to set the table for kicker **Greg Davis'** 24-yard game-winning field goal two plays later. Johnson's pivotal overtime dash was the longest non-scoring run by a Cardinal since 1979 (Otis Anderson, 75 yards).

Cardinals 40, Falcons 37

November 26, 1995 • Sun Devil Stadium (53,147)

The Cardinals mustered their first 500-yard game (513) and highest point total (40) since 1988 in Arizona's third consecutive home overtime contest, equalling Green Bay's 1987 NFL record. Falcon punter Dan Stryzinski muffed an errant center snap on the first overtime possession, then fumbled the ball to the Cards' Eric England at Atlanta's 10-yard line. Kicker Greg Davis ended the game with his fourth field goal on the next play.

Vikings 30, Cardinals 24

November 12, 1995 • Sun Devil Stadium (51,342)

For the third time in five games, the Cardinals were extended into overtime. For the second time in '95, it meant sudden death for Arizona. It took Minnesota only six plays from scrimmage following the overtime kickoff to end the contest, capped by Viking wide receiver Qadry Ismail's 50-yard touchdown reception from quarterback Warren Moon 2:16 into the extra stanza. It was Moon's fourth touchdown toss of the afternoon. Leading to Ismail's heroics, the Vikings gained field position with a 29-yard completion to wide receiver Cris Carter.

Cardinals 20, Seahawks 14

October 29, 1995 • Sun Devil Stadium (39,600)

Turnovers and an improbable late ebb and flow highlighted Arizona's second overtime game in three outings. On Arizona's overtime-opening possession, Seattle blocked kicker Greg Davis' 27-yard field-goal attempt. The Seahawks then drove to Arizona's 33-yard line only to have Card safety Lorenzo Lynch dramatically end the contest with a 72-yard interception return for a touchdown, the longest overtime interception return for a score in NFL history. Seattle fumbled eight times, a Cardinal opponent record.

Giants 27, Cardinals 21

October 8, 1995 • Giants Stadium (68,463)

A see-saw overtime battle ended abruptly when Giant linebacker Jessie Armstead returned an interception 58 yards for the game-winning touchdown. Overtime began with an exchange of fumbles. Armstead's heroics came three plays into the Cards' second overtime possession.

Bears 19, Cardinals 16

November 27, 1994 • Sun Devil Stadium (65,922)

The Cardinals' third overtime outing in a seven-game span turned into a 19-16 setback when Chicago's Kevin Butler kicked his fourth field goal with 6:49 remaining in the extra period that the Cards forced with 10 game-tying fourth-quarter points. The Cardinals enjoyed the first overtime possession, but their drive stalled at the Chicago 38-yard line. The Bears followed with a 70-yard drive leading to Butler's game-winning field goal, a march highlighted by a 44-yard pass from quarterback Steve Walsh to wide receiver Jeff Graham.

Cardinals 20, Steelers 17

October 30, 1994 • Sun Devil Stadium (65,690)

The Cardinals' second consecutive home sellout crowd—a first since moving to Arizona in 1988—witnessed Arizona's second overtime victory in a three-week span. Card linebacker/long snapper Randy Kirk caused a fumble on the overtime kickoff that Arizona recovered, and four plays later, Greg Davis sent the game-winning field goal through the uprights from 51 yards away.

Cardinals 19, Redskins 16

Oct. 16, 1994 • R.F.K. Stadium (50,019)

Both teams missed long field-goal attempts, but newly-signed kicker Todd Peterson, appearing in his first NFL game as a substitute for the injured Greg Davis, redeemed himself with 4:56 remaining in overtime with a 29-yard game-winner on the Cards' first play from scrimmage following their fifth interception that safety Terry Hoage made and returned 23 yards. The Cards knotted the contest in regulation with 27 seconds remaining on a five-yard pass from quarterback Steve Buerlein to wide receiver Ricky Proehl.

Cardinals 30, Seahawks 27

December 19, 1993 • Kingdome (45,737)

The Cardinals scored the final five times they touched the football—four in regulation, one in overtime. Kicker Greg Davis tied the game at 27-27 on the final play of regulation with a franchise-record and personal-best 55-yard field goal. After winning the overtime coin toss, the Cardinals started the game-winning drive at their 20-yard line. Thirteen plays later, including a crucial 12-yard third-and-nine midfield completion to wide receiver Anthony Edwards, Davis delivered again with a 41-yard game-winning field goal.

Cardinals 10, Eagles 10

December 7, 1986 • Veterans Stadium (50,148)

One blocked field goal, two punts, and two missed field goals in overtime led to the 10-10 tie after the Cardinals erased a 10-3 deficit with 2:39 left in regulation on a 48-yard touchdown pass from quarterback Neil Lomax to wide receiver Roy Green. The Cardinals won the overtime coin toss and drove into field-goal range, but Eagle Reggie White blocked Eric Schubert's 40-yard three-point attempt. The teams traded punts before Philadelphia's Paul McFadden pushed a 43-yard field-goal try wide left. Schubert did the same from 37 yards away. On the final play of the extra period, Cardinal cornerback Carl Carter intercepted a pass by Eagle quarterback Matt Cavanaugh and returned it to midfield as time expired.

Cardinals 27, Browns 24

September 8, 1985 • Cleveland Stadium (62,107)

The Cardinals won the coin toss and drove nine plays for Neil O'Donoghue's 35-yard game-winning field goal with 5:27 elapsed in overtime.

Cardinals 20, Giants 20

October 24, 1983 • Busch Stadium (45,630)

The Cardinals and Giants fought to a "Monday Night Football" draw in a game best remembered for three missed overtime field-goal attempts by Cardinal kicker Neil O'Donoghue (44, 19, 42 yards). The teams traded punts before O'Donoghue's first miss. The Cardinals drove 81 yards to New York's two-yard line yard prior to his second misfire, a 19-yard attempt. His third errant boot followed a 23-yard interception return by Lionel Washington to New York's 25-yard line. The game ended when Cardinal cornerback Wayne Smith intercepted Giant quarterback Jeff Rutledge at the St. Louis 33-yard line.

Falcons 33, Cardinals 27

November 9, 1980 • Busch Stadium (48,662)

Atlanta overcame a 24-6 halftime deficit with 21 second-half points to win 33-27. The Falcons won the overtime coin toss and running back Ray Strong scored on a 21-yard run 4:42 into the extra period to decide the 33-27 verdict.

49ers 24, Cardinals 21

September 14, 1980 • Candlestick Park (49,999)

The 49ers drove 80 yards in the final two minutes to tie the game at 21-21, then kicked a field goal on their first overtime possession to win. The Cardinals won the overtime coin toss, but punted following their first possession. The 49ers took the ball 52 yards to the 16-yard line where Ray Werschling kicked a 33-yard field goal with 4:12 elapsed in overtime.

Cowboys 24, Cardinals 21

October 15, 1978 • Busch Stadium (48,991)

Veteran Card kicker Jim Bakken saw a 33-yard game-winning field-goal attempt glance off the left upright with less than three minutes to play in regulation. Dallas won the overtime coin toss and the game 24-21 on a 47-yard field goal by Rafael Septien with 3:28 expired.

Cardinals 23, 49ers 20

October 31, 1976 • Busch Stadium (50,365)

Despite a San Francisco ground attack that amassed 265 yards, Card kicker Jim Bakken atoned for a blocked point-after-touchdown attempt that sent the game into overtime with a field goal in the extra period for a 23-20 Cardinal victory. The Cards won the overtime coin toss and were forced to punt, but running back Steve Jones recovered a fumble on the return by 49er Tony Leonard at the San Francisco 43-yard line. Card running back Jim Otis carried the ball six consecutive times for 39 yards, including a 23-yarder, to set up Bakken's 21-yard game-winner with 6:42 elapsed.

Cardinals 20, Redskins 17

November 16, 1975 • Busch Stadium (49,919)

The Cardinals overcame two fourth-quarter deficits to capture undisputed possession of the NFC East lead. The Cards won the coin toss and drove 55 yards to set up Jim Bakken's game-winning 37-yard field goal with seven minutes elapsed.

Cowboys 37, Cardinals 31

September 28, 1975 • Texas Stadium (52,417)

The Cardinals won the toss. Quarterback Jim Hart's pass was intercepted and returned by Dallas linebacker Lee Roy Jordan to the Cardinals' 37-yard line. Cowboy quarterback Roger Staubach passed to tight end Billy Joe DuPree for a three-yard touchdown at 7:53.

All-NFL/Postseason Awards

1960

All-Pro

Jerry Norton, S (AP, UPI)
Sonny Randle, E (AP, UPI)

1961

All-Pro

Jimmy Hill, DHB (NEA)
Jerry Norton, S (NEA)

1963

All-Pro

Bobby Joe Conrad, FL (AP, UPI)
Len Gray, G (UPI)
Larry Wilson, S (UPI)

1964

All-Pro

Bob DeMarco, C (NEA)
Pat Fischer, DB (AP, NEA, UPI)
Ken Gray, G (AP, UPI)
Dale Meinert, LB (NEA)

1965

All-Pro

Ken Gray, G (UPI)

1966

All-Pro

Larry Wilson, S (AP, NEA, UPI)

1967

All-Pro

Bob DeMarco, C (AP)
Ernie McMillan, T (NEA)
Jackie Smith, TE (UPI)
Larry Wilson, S (AP, NEA)

1968

All-Pro

Larry Wilson, S (AP, NEA, UPI)

1969

All-Pro

Larry Wilson, S (AP, NEA, UPI)

1970

All-Pro

MacArthur Lane, RB (NEA)
Roger Wehrli, CB (NEA)
Larry Wilson, S (PFWA)

All-NFC

MacArthur Lane, RB (UPI)
Ernie McMillan, T (UPI)
Larry Stallings, LB (UPI)
Roger Wehrli (UPI)
Larry Wilson (AP, UPI)

1971

All-NFC

Ernie McMillan, T (UPI)
Roger Wehrli, CB (UPI)

1974

All-Pro

Mel Gray, WR (NEA)
Roger Wehrli, CB (NEA)

All-NFC

Jim Hart, QB (AP, UPI, *Sporting News*)
Roger Wehrli (AP, UPI, *Sporting News*)

NFC Player-of-the-Year

Jim Hart, QB (UPI)

Terry Metcalf, RB (New York PFWA)

NFL Coach-of-the-Year

Don Coryell (AP, *Sporting News*)

NFC Coach-of-the-Year

Don Coryell (UPI, PFWA)

(Note: Metcalf was runner-up for NFL MVP by AP and NFC player-of-the-year by UPI.)

1975

All-Pro

Jim Bakken, K (AP, NEA, PFWA, *Pro Football Weekly*, *N.Y. News*)
Dan Dierdorf, T (PFWA, *N.Y. News*)
Mel Gray, WR (AP, PFWA, *N.Y. News*, *Pro Football Weekly*, *Football News*)
Terry Metcalf, KR (*Football News*)
Roger Wehrli, CB (AP, PFWA, *N.Y. News*, *Pro Football Weekly*)

All-NFC

Jim Bakken, K (AP, *Inside Football Report*, *Pro Football Weekly*, *Sporting News*)
Tom Banks, C (*Pro Football Weekly*)
Dan Dierdorf, T (AP, UPI, *Inside Football Report*, *Pro Football Weekly*, *N.Y. News*)
Mel Gray, WR (AP, UPI, *Inside Football Report*, *Pro Football Weekly*, *N.Y. News*, *Sporting News*)
Terry Metcalf, RB (AP, UPI, *Inside Football Report*, *Pro Football Weekly*, *N.Y. News*, *Sporting News*; (*Pro Football Weekly* as KR)
Roger Wehrli, CB (AP, UPI, *Inside Football Report*, *Pro Football Weekly*, *N.Y. News*, *Sporting News*)

NFL MVP

Terry Metcalf, RB (N.Y. News)

NFC Coach-of-the-Year

Don Coryell (*Inside Football Report*)

1976

All-Pro

Jim Bakken, K (AP, NEA, PFWA, *Pro Football Weekly*)
Tom Banks, C (AP, *Football Digest*)
Dan Dierdorf, T (AP, NEA, PFWA, *N.Y. News*, *N.Y. Post*)
Conrad Dobler, G (NEA)
Roger Wehrli, CB (AP, PFWA)

Cardinal Hall of Fame safety Larry Wilson, who retired prior to the 2003 season following a 43-year NFL career, was a regular to post-season awards in the 1960s.



All-Pro (Second Team)

Tom Banks, C (NEA, PFWA)
Conrad Dobler, G (AP)

All-NFC

Jim Bakken, K (AP, UPI, *Sporting News*, *N.Y. News*, *Pro Football Weekly*)
Conrad Dobler, G (AP, UPI, *Sporting News*)
Mel Gray, WR (AP, *Sporting News*)
Roger Wehrli, CB (AP, UPI, *Sporting News*, *Pro Football Weekly*, *N.Y. News*)
Bob Young, G (N.Y. News)
NFC Offensive Lineman-of-the-Year
Dan Dierdorf, T (NFC players)

1977

All-Pro

Dan Dierdorf, T (AP, PFWA, NEA)
Roger Wehrli, CB (AP, NEA)

All-Pro (Second Team)

Tom Banks, C (AP)

All-NFC

Tom Banks, C (UPI, *Sporting News*)
Dan Dierdorf, T (UPI, *Sporting News*)
Bob Young, G (*Sporting News*)
NFC Offensive Lineman-of-the-Year
Dan Dierdorf, T (NFC players)

1978

All-Pro

Dan Dierdorf, T (AP, NEA, PFWA, *Pro Football Weekly*)

All-NFC

Dan Dierdorf, T (*Sporting News*, UPI)
Tom Banks, C (*Sporting News*, UPI, *Pro Football Weekly*)
Bob Young, G (*Sporting News*, *Pro Football Weekly*)

Honorable Mention All-NFC

Ken Stone, S (UPI)
Pat Tilley, WR (UPI)
Roger Wehrli, CB (UPI)

All-Rookie NFC

Ken Greene, S (UPI, *Pro Football Weekly*)
NFC Offensive Lineman-of-the-Year
Dan Dierdorf, T (NFC players)

1979

All-Pro

Ottis Anderson, RB (AP, PFWA)
Bob Young, G (AP, *Pro Football Weekly*)

All-NFC

Ottis Anderson, RB (UPI, *Sporting News*, *Pro Football Weekly*)
Tom Banks, C (UPI, *Sporting News*)
Roy Green, KR (*Sporting News*, *Pro Football Weekly*)
Roger Wehrli, CB (UPI, *Sporting News*, *Pro Football Weekly*)
Bob Young, G (UPI, *Sporting News*, *Pro Football Weekly*)

NFL All-Rookie

Ottis Anderson, RB (*Pro Football Weekly*, UPI, *Football Digest*)

Joe Bostic, T (*Football Digest*)

NFL Player-of-the-Year

Ottis Anderson, RB (AP, UPI, *Sporting News*, *Pro Football Weekly*, PFWA, *Football Digest*, *Offense-N.Y. News*)

NFC Rookie-of-the-Year

Ottis Anderson, RB (UPI, *Sporting News*)

1980

All-Pro

Pat Tilley, WR (*Sports Illustrated*)
Dan Dierdorf, T (NEA)

NFL All-Rookie

Rush Brown, T (UPI, *Pro Football Weekly*, *Football Digest*)

All-NFC (Second Team)

Ottis Anderson, RB (AP, UPI)
Dan Dierdorf, T (AP, UPI)
Pat Tilley, WR (UPI)

1981

All-Pro

Roy Green, WR/DB (*Sports Illustrated*)

All-NFC

Roy Green, WR/DB (*Pro Football Weekly*)

NFL All-Rookie

Neil Lomax, CB (UPI, PFWA, *Football Digest*, *Pro Football Weekly*)
E.J. Junior, LB (UPI, *Football Digest*, *Pro Football Weekly*)
Carl Birdsong, P (UPI)
Stump Mitchell, RB (*Pro Football Weekly*)
Greg LaFleur, TE (PFWA, *Football Digest*)

1982

NFL All-Rookie

Luis Sharpe, T (*Pro Football Weekly*, PFWA, *Football Digest*)
Tootie Robbins, T (*Football Digest*, *Pro Football Weekly*, PFWA)
Benny Parris, S (*Pro Football Weekly*, PFWA)

1983

All-Pro

Roy Green, WR (AP, NEA, PFWA, *Football Digest*, *Pro Football Weekly*, *Sporting News*, *College & Pro Football Newsweekly*, *Pro Football Newsweekly*, *Football Digest*)

All-NFC

Carl Birdsong, P (UPI, *Pro Football Weekly*)
Roy Green, WR (UPI, *Pro Football Weekly*)

1984

All-Pro

Roy Green, WR (AP, NEA, PFWA, *Sporting News*, *College & Pro Football Newsweekly*, *Pro Football Weekly*, *Football Digest*, *Seagram Sports Award*)

E.J. Junior, ILB (AP, NEA, PFWA, *Football Digest*)

All-NFC

Roy Green, WR (UPI, *Pro Football Weekly*)
E.J. Junior, ILB (UPI)
Curtis Greer, DE (UPI)
Stump Mitchell, KR (*Pro Football Weekly*)
Randy Clark, C (NEA)
Luis Sharpe, T (UPI)
Neil Lomax, QB (UPI)

1985

All-NFC

E.J. Junior, ILB (UPI)

All-Rookie

Lance Smith, T (UPI)
Freddie Joe Nunn, OLB (UPI, *Football Digest*)
Lonnie Young, S (UPI, *Football Digest*)

1986

All-Pro (Second Team)

Leonard Smith, SS (AP, UPI, NEA)
Vai Sikahema, PR-KR (AP)

All-NFC

Vai Sikahema, PR-KR (*Pro Football Weekly*)
Ron Wolley, Special Teams (PFWA)

All-Rookie

Gene Chilton, C (*Pro Football Weekly*)
Vai Sikahema, PR-KR (*Pro Football Weekly*)
John Lee, K (PFWA, *Pro Football Weekly*)

1987

All-Pro

J.T. Smith, WR (*Pro Football Weekly*, *Sporting News*)

Ron Wolley, special teams (*Pro Football Weekly*)
Vai Sikahema, KR (AP)

All-Pro (Second Team)

Robert Awalt, TE (NEA)

Luis Sharpe, T (UPI)

J.T. Smith, WR (AP, *Sporting News*)

NFL All-Rookie

Robert Awalt, TE (UPI, PFWA, *Pro Football Weekly*, *Football Digest*)
Todd Peat, G (UPI, PFWA, *Pro Football Weekly*, *Football Digest*)

All-NFC

Leonard Smith, SS (*Football News*)
J.T. Smith, WR (UPI)

All-NFC (Second Team)

Neil Lomax, QB (UPI)

NFL Rookie-of-the-Year

Robert Awalt, TE (*Sporting News*)

NFC Rookie-of-the-Year

Robert Awalt, TE (UPI)

1988

All-Pro (Second Team)

Luis Sharpe, T (AP)

All-Pro (Honorable Mention)

Derek Kennard, C (AP)
Freddie Joe Nunn, DE (AP)
Lonnie Young, FS (AP)

All-NFC

Luis Sharpe, T (UPI)
All-NFC (Second Team)
Freddie Joe Nunn, DE (UPI)

1989

All-Pro (Second Team)

Rich Camarillo, P (AP)

All-NFC

Tim McDonald, S (UPI, *Pro Football Weekly*)
Ron Wolley, special teams (*Pro Football Weekly*)
All-NFC Second Team
Rich Camarillo, P (UPI)

All-Rookie

Eric Hill, LB (UPI, *Pro Football Newsweekly*, *Pro Football Weekly*, *Football Digest*)
Joe Wolf, T (UPI, *Pro Football Newsweekly*, *Pro Football Weekly*, *Football Digest*)
Jim Wahler, DT (*Pro Football Newsweekly*, *Pro Football Weekly*)

1990

All-Pro (Second Team)

Luis Sharpe, T (AP)
Rich Camarillo, P (UPI)

NFL Rookie-of-the-Year

Johnny Johnson, RB (*Football Digest*)

NFL Offensive Rookie-of-the-Year

Johnny Johnson, RB (*College & Pro Football Newsweekly*)

NFL All-Rookie

Johnny Johnson, RB (UPI, PFWA, *Pro Football Weekly*, *College & Pro Football Newsweekly*, *Football Digest*, *Football News*)
Ricky Proehl, WR (UPI, PFWA, *Pro Football Weekly*, *College & Pro Football Newsweekly*, *Football Digest*)

(All-NFL/Postseason Awards
continued on page 378)

1991

All-Pro

Tim McDonald, SS (AP)

All-Pro (Second Team)

Tim McDonald, SS (NEA)

NFL All-Rookie Team

Aeneas Williams, CB (PFWA, *College & Pro Football Newsweekly*, *Pro Football Weekly*, *Football News*, *Football Digest*)

All-NFC

Rich Camarillo, P (UPI, *Pro Football Weekly*)

Tim McDonald, SS (*Pro Football Weekly*, *Football News*)

1992

All-Pro

Rich Camarillo, P (PFWA, *Pro Football Weekly*, AP)

Tim McDonald, SS (NEA)

All-Pro (Second Team)

Rich Camarillo, P (NEA)

Tim McDonald, SS (AP, *College & Pro Football Newsweekly*)


All-NFC

Rich Camarillo, P (UPI)

Johnny Bailey, KR (UPI)

Golden Toe Award

Rich Camarillo, P



Cornerback Aeneas Williams, a Pro Bowl regular as a Cardinal.

1996

All-Pro

Larry Centers, FB (AP, *Football Digest*, *Sports Illustrated*)

Eric Swann, DT (*College & Pro Football Newsweekly*)

Aeneas Williams, CB (*Pro Football Weekly*, PFWA)

All-Pro (Second Team)

Aeneas Williams, CB (*Football Digest*)

All-NFC

Lomas Brown, T (*Football News*)

Aeneas Williams, CB (*Football News*, UPI)

All-NFC (Second Team)

Seth Joyner, LB (UPI)

Simeon Rice, DE (UPI)

Eric Swann, DT (UPI)

All-Rookie

Simeon Rice, DE (*College & Pro Football Newsweekly*, *Football News*, *Pro Football Weekly*, PFWA)

Aaron Graham, C (*Pro Football Weekly*, PFWA)

Defensive Rookie-of-the-Year

Simeon Rice, DE (AP, *Pro Football Weekly*, PFWA, *College & Pro Football Newsweekly*)

NFC Rookie-of-the-Year

Simeon Rice, DE (UPI)

1997

All-Pro

Aeneas Williams, CB (AP, *Sports Illustrated*, *Pro Football Weekly*, *The Sporting News*, *Football Digest*, USA Today)

Rob Moore, WR (AP, *Sports Illustrated*, *Pro Football Weekly*, *College & Pro Football Weekly*, *Football Digest*)

All-Pro (Second Team)

Aeneas Williams, CB (*College & Pro Football Weekly*)

All-NFC

Rob Moore, WR (*Pro Football Weekly*)

Aeneas Williams, CB (*Pro Football Weekly*, *Football News*)

All-Rookie

Jake Plummer, QB (*Pro Football Weekly*, *College & Pro Football Weekly*, *Football News*)

Mark Smith, DT (*College & Pro Football Weekly*)

1998

All-Pro (Second Team)

Kwame Lassiter, FS (*College & Pro Football Weekly*)

All-Rookie

Andre Wadsworth, DE (*College & Pro Football Newsweekly*, *Pro Football Weekly*, *Football Digest*)

Corey Chavous, CB (*College & Pro Football Newsweekly*)

1999

All-Pro (Second Team)

Simeon Rice, DE (AP, *Football Digest*)

2000

All-Pro

Pat Tillman, S (*Sports Illustrated*)

All-Pro (Second Team)

Scott Player, P (*Pro Football Weekly*)

MarTay Jenkins, KR (*Football Digest*)

All-NFL (First Team)

Scott Player, P (*Football News*)

2001

All-Pro

David Boston, WR (*Associated Press*, *Sports Illustrated*, *Pro Football Weekly*, *The Sporting News*)

All-Pro (Second Team)

David Boston, WR (*Football Digest*, *College & Pro Football Newsweekly*)

All-Rookie (First Team)

Leonard Davis, G (*Pro Football Weekly*, *Football News*)

Arnold Jackson, PR (*Football News*)

All-NFC (First Team)

David Boston, WR (*Pro Football Weekly*, *Football News*)

The Last Time

Individual

Rushing

200 Yards Rushing

By Cardinals: 214 by LeShon Johnson at New Orleans, Sept. 22, 1996

By Opponent: 228 by Clinton Portis at Denver, Dec. 29, 2002

150 Yards Rushing

By Cardinals: 173, Thomas Jones at Seattle, Sept. 15, 2002 (24 att.)

By Opponent: 228 by Clinton Portis at Denver, Dec. 29, 2002 (24 att.)

178, Marshall Faulk vs. St. Louis, Nov. 3, 2002 (27 att.)

100 Yards Rushing

By Cardinals: 107, Michael Pittman vs. Cleveland, Oct. 8, 2000 (16 att.)

By Opponent: 148, Stephen Davis at Washington, Jan. 6, 2002 (38 att.)

Two 100-Yard Rushers

By Cardinals: 126 yards, Ottis Anderson/102 yards, Wayne Morris at New Orleans, Oct. 5, 1980

By Opponent: 104 yards, George Rogers/103 yards, John Riggins at Washington, Oct. 7, 1985

Three Rushing Touchdowns

By Cardinals: Mario Bates at Minnesota, Jan. 10, 1999 (1, 1, 1 yards)

Jake Plummer at Wash., Nov. 22, 1998 (1, 10, 1 yards)

By Opponent: Travis Prentice vs. Cleveland, Oct. 8, 2000 (1, 1, 6 yards)

*NFC Divisional Playoff

Quarterback Charley Johnson threw six touchdowns against New Orleans in 1969.



Two Rushing Touchdowns

By Cardinals: Marcel Shipp at St. Louis, Dec. 15, 2002 (5, 1 yards)

Marcel Shipp at San Francisco, Oct. 27, 2002 (7, 11 yards)

By Opponent: Clinton Portis at Denver, Dec. 29, 2002 (4, 12 yards)

Priest Holmes at Kansas City, Dec. 1, 2002 (5, 2 yards)

Shaun Alexander vs. Seattle, Nov. 10, 2002 (5, 1 yards)

LaDainian Tomlinson vs. S.D., Sept. 22, 2002 (4, 2 yards)

Two Rushing Touchdowns

By Cardinals: Mario Bates at Atlanta, Dec. 26, 1999

By Opponent: Fred Taylor at Jacksonville, Dec. 10, 2000

Passing

500 Yards Passing

By Cardinals: 522 by Boomer Esiason at Washington, Nov. 10, 1996-OT (35 comp.-59 att.)

By Opponent: Has never happened

400 Yards Passing

By Cardinals: 436 by Jake Plummer vs. Detroit, Nov. 18, 2001

(36 comp., 62 att.)

By Opponent: 429 by Dan Marino vs. Miami, Sept. 30, 1984

(24 comp.-37 att.)

300 Yards Passing

By Cardinals: 334, Jake Plummer vs. Detroit, Nov. 18, 2001 (21-33)

By Opponent: 352, Trent Diller at Seattle, Sept. 15, 2002 (29-47)

340, Rich Gannon vs. Oakland, Nov. 24, 2002 (27-45)

327, Shane Matthews at Washington, Sept. 8, 2002 (28-40)

319, Marc Bulger at St. Louis, Dec. 15, 2002 (24-40)

Six Touchdown Passes

By Cardinals: Charley Johnson vs. New Orleans, Nov. 2, 1969

By Opponent: Bob Griese vs. Miami, Nov. 24, 1977

Five Touchdown Passes

By Cardinals: Charley Johnson vs. New Orleans, Nov. 2, 1969 (six)

By Opponent: Bob Griese vs. Miami, Nov. 24, 1977 (six)

Four Touchdown Passes

By Cardinals: Jake Plummer vs. Detroit, Nov. 18, 2001

By Opponent: Donovan McNabb at Philadelphia, Nov. 17, 2002

Jeff Garcia at San Francisco, Oct. 27, 2002

Three Touchdown Passes

By Cardinals: Jake Plummer vs. Detroit, Nov. 18, 2001

By Opponent: Rick Gannon vs. Oakland, Nov. 24, 2002

Shane Matthews at Washington, Sept. 8, 2002

Receiving

200 Yards Receiving

By Cardinals: 212, Jackie Smith vs. Pitt., Oct. 13, 1963 (9 receptions, 2 TD)

By Opponent: 203, Kevin Williams vs. Dallas, Dec. 24, 1995 (9 rec.)

100 Yards Receiving

By Cardinals: 113, Jason McCaddley vs. Seattle, Nov. 10, 2000 (5 rec.)

By Opponent: 153, Johnnie Morton vs. Detroit, Nov. 18, 2001 (7 rec.)

Two 100-Yard Receivers

By Cardinals: Rob Moore, 120 yards/Frank Sanders, 118 yards at Green Bay, Jan. 2, 2000

By Opponent: Cris Carter, 119 yards/Randy Moss, 104 yards at Minnesota, Nov. 12, 2000

Four Receiving Touchdowns

By Cardinals: J.T. Smith at Washington, Oct. 8, 1989

By Opponent: Earnest Gray vs. N.Y. Giants, Sept. 7, 1980

Two Receiving Touchdowns

By Cardinals: Kevin Kasper vs. San Francisco, Dec. 21, 2002

By Opponent: Mark Boenigter at Kansas City, Dec. 1, 2002

Jerry Porter vs. Oakland, Nov. 24, 2002

Terrell Owens at San Francisco, Oct. 27, 2002

(The Last Time continued on page 380)

(The Last Time continued from page 379)

Combos

100-Yard Rusher/100-Yard Receiver

By Cardinals: Adrian Murrell, 174 yards rushing/Rob Moore, 109 yards receiving at Philadelphia, Dec. 13, 1998

By Opponent: Clinton Portis 229 yards rushing/Ed McCaffrey 112 yards receiving at Denver, Dec. 29, 2002; Stephen Davis 104 yards rushing/Rod Gardner 131 yards receiving at Washington, Sept. 8, 2002; Charlie Garner 100 yards rushing/Jerry Rice 110 yards receiving vs. Oakland, Nov. 24, 2002

100-Yard Rusher/Two 100-Yard Receivers

By Cardinals: Johnny Johnson, 103 yards rushing/Ernie Jones, 117 yards receiving/Roy Green, 120 yards receiving vs. Green Bay, Nov. 18, 1990

By Opponent: Robert Smith, 117 yards rushing/Cris Carter, 119 yards receiving/Randy Moss, 104 yards receiving at Minnesota, Nov. 12, 2000

Two 100-Yard Receivers/300-Yard Passer

By Cardinals: Rob Moore, 120 yards receiving/Frank Sanders, 118 yards receiving/Jake Plummer 396 yards passing at Green Bay, Jan. 2, 2000

By Opponent: Cris Carter, 119 yards receiving/Randy Moss, 104 yards receiving, Daunte Culpepper, 302 yards passing at Minnesota, Nov. 12, 2000

Scoring

Three Single-Game Touchdowns

By Cardinals: **Marcel Shipp at St. Louis, Dec. 21, 2002 (2 rush, 1 rec.)**

By Opponent: Travis Prentice vs. Cleveland, Oct. 8, 2000 (3 rush)

Four Touchdowns

By Cardinals: Ronald Moore vs. L.A. Rams, Dec. 5, 1993 (4 rush)

By Opponent: Dorsey Levens at Green Bay, Jan. 2, 2000 (4 rush)

Two-Point Conversion

By Cardinals: Frank Sanders pass from Jake Plummer vs. San Diego, Sept. 22, 2002

By Opponent: Stephen Davis run at Washington, Jan. 6, 2002

Safety

By Cardinals: Punter Matt Turk steps out of end zone vs. Washington, Nov. 8, 1998; punter Brad Maynard steps out of end zone vs. N.Y. Giants, Dec. 6, 1998

By Opponent: Blocked punt by Charger Carlos Polk rolls out of the end zone vs. San Diego, Sept. 22, 2002 (**Scott Player punt**)

Kicking

Six Field Goals

By Cardinals: Jim Bakken at Atl., Dec. 9, 1973 (35, 46, 35, 31, 37, 28 yards)

By Opponent: Never has happened

Five Field Goals

By Cardinals: Jim Bakken at Green Bay, Sept. 29, 1976 (28, 41, 32, 30, 36 yards)

By Opponent: Ryan Longwell vs. Green Bay, Sept. 24, 2000 (38, 47, 48, 37, 22 yards)

Four Field Goals

By Cardinals: **Bill Gramatica at Oakland, Dec. 2, 2001 (23, 26, 33, 36 yards)**

By Opponent: Ryan Longwell vs. Green Bay, Sept. 24, 2000 (38, 47, 48, 37, 22 yards)

Three Field Goals

By Cardinals: **Bill Gramatica vs. Detroit, Dec. 8, 2002 (29, 41, 42 yards)**

Bill Gramatica vs. Dallas, Oct. 20, 2002 (41, 23, 40 yards)

Bill Gramatica at Carolina, Oct. 6, 2002 (41, 28, 50 yards)

By Opponent: Jason Elam at Denver, Dec. 29, 2002 (44, 54, 21 yards)

Jeff Wilkins at St. Louis, Dec. 15, 2002 (26, 37, 26 yards)

Missed Point-After-Touchdown

By Cardinals: Cary Blanchard at Cincinnati, Dec. 3, 2000

By Opponent: David Akers vs. Philadelphia, Oct. 15, 2000

Blocked Punt

By Cardinals: J.J. McCleskey at Washington, Sept. 14, 1997 (Matt Turk punt); Tony McCombs vs. N.Y. Giants, Oct. 12, 1997 (Brad Maynard punt)

By Opponent: Carlos Polk vs. San Diego, Sept. 22, 2002 (**Scott Player punt**)

Blocked Punt Return For Touchdown

By Cardinals: Tommy Bennett at Washington, Sept. 14, 1997

(Matt Turk punt, recovered in end zone)

By Opponent: Alishermond Singleton at Tampa Bay, Sept. 28, 1997

(Jeff Feagles punt, recovered in end zone)

Blocked Field-Goal Attempt

By Cardinals: **Fred Wakefield at Oakland, Dec. 2, 2001** (Sebastian Janikowski 41-yard attempt)

By Opponent: Christian Peter vs. N.Y. Giants, Oct. 10, 1999 (Chris Jacke 34-yard attempt)

Blocked Field-Goal Attempt For Touchdown

By Cardinals: Aeneas Williams (Seth Joyner block) at Carolina,

Nov. 19, 1995; 72 yards (John Kasay kick)

By Opponent: Mike Bass (Verlon Biggs block) at Washington, Sept. 24, 1972, 32 yards (Jim Bakken kick)

Defensive end Fred Wakefield is the most recent Cardinal to block an opponent field-goal attempt.



Returns

Punt Return For Touchdown

By Cardinals: Johnny Bailey at Washington, Sept. 12, 1993, 58 yards (Reggie Roby punt)

By Opponent: Dante Hall at Kansas City, Dec. 1, 2002, 90 yards (**Scott Player punt**); Dre Bly at St. Louis, Dec. 15, 2002, 78 yards (**Scott Player punt**); Eddie Drummond vs. Detroit, Dec. 8, 2002, 73 yards (**Scott Player punt**)

Kickoff Return For Touchdown

By Cardinals: Marlay Jenkins at Seattle, Sept. 15, 2002 (Rian Lindell kickoff)

By Opponent: Basil Mitchell at Green Bay, Jan. 2, 2000, 88 yards (Chris Jacke kickoff); Henry Jones vs. Buffalo, Dec. 19, 1999, 37 yards (Chris Jacke onside kickoff)

Interception Return For Touchdown

By Cardinals: **Justin Lucas vs. N.Y. Giants, Sept. 29, 2002** (38 yards, Kerry Collins pass)

By Opponent: Donnie Edwards vs. San Diego, Sept. 22, 2002 (20 yards, Jake Plummer pass)

Fumble Return For Touchdown

By Cardinals: **Ronald McKinnon at Carolina, Dec. 30, 2001, 25 yards** (Richard Huntley fumble); **Kyle Vanden Bosch at Phila., Oct. 7, 2001, 9 yards** (Donovan McNabb fumble)

By Opponent: Terry Fair vs. Detroit, Nov. 14, 1999, 35 yards (Michael Pittman fumble); Greg Ellis at Dallas, Oct. 3, 1999, 32 yards (Jake Plummer mishandled center snap)

Defense

Four Interceptions

By Cardinals: Kwame Lassiter vs. San Diego, Dec. 27, 1998

By Opponent: Never has happened

Three Interceptions

By Cardinals: **Adrian Wilson vs. Dallas, Oct. 20, 2002**

By Opponent: Ronnie Heard at San Francisco, Oct. 27, 2002

Two Interceptions

By Cardinals: Kwame Lassiter vs. Detroit, Nov. 18, 2001

By Opponent: Rob Burnett vs. Baltimore, Dec. 17, 2000

Two Interceptions By Teammates

By Cardinals: At Washington, Oct. 16, 1994 (Aeneas Williams and James Williams)

By Opponent: At Baltimore, Nov. 16, 1978 (Bobby Boyd and Lenny Lyles)

Four Quarterback Sacks

By Cardinals: Curtis Greer vs. Philadelphia, Dec. 18, 1983 (4.5 sacks)

By Opponent: Reggie White vs. Philadelphia, Nov. 2, 1986 (3.5 sacks)

Three Quarterback Sacks

By Cardinals: Simeon Rice at Philadelphia, Nov. 19, 2000

By Opponent: Keith Hamilton vs. N.Y. Giants, Nov. 26, 2000

Two Quarterback Sacks

By Cardinals: **Ray Thompson vs. St. Louis, Nov. 3, 2002**

By Opponent: Andre Carter vs. San Francisco, Dec. 12, 2002
Kalimba Edwards vs. Detroit, Dec. 8, 2002

Two QB Sacks By Teammates

By Cardinals: at Washington, Nov. 22, 1997 (Simeon Rice and Mark Smith)

By Opponent: at Phila., Nov. 19, 2000 (Brian Dawkins and Jeremiah Trotter)

Two Opponent Fumble Recoveries

By Cardinals: **Renaldo Hill at Carolina, Oct. 6, 2002**

By Opponent: Michael Strahan vs. N.Y. Giants, Nov. 26, 2000

Team

Scoring

50 Points Scored By Team

By Cardinals: St. Louis 56 at Minnesota 14, Oct. 6, 1963

By Opponent: Philadelphia 52 vs. St. Louis 10, Nov. 8, 1981

40 Points Scored

By Cardinals: Nov. 18, 2001, Arizona 45, Detroit 38

By Opponent: Dec. 1, 2002 at Kansas City 49, Arizona 0

Nov. 24, 2002 vs. Oakland 41, Arizona 20

20 First-Quarter Points

By Cardinals: 20, at N.Y. Giants, Nov. 23, 1975

By Opponent: 21 at Philadelphia, Nov. 17, 2002

21 at Kansas City, Dec. 1, 2002

21 at St. Louis, Dec. 15, 2002

21 at Denver, Dec. 29, 2002

20 Second-Quarter Points

By Cardinals: 20, at Carolina, Dec. 30, 2001

By Opponent: 20, vs. Atlanta, Nov. 26, 1995

20 Third-Quarter Points

By Cardinals: 20, vs. N.Y. Giants, Dec. 15, 1974

By Opponent: 21, at Washington, Nov. 22, 1998

20 Fourth-Quarter Points

By Cardinals: 24, vs. Detroit, Nov. 18, 2001

By Opponent: 21, at Green Bay, Jan. 2, 2000

30 One-Half Points

By Cardinals: 31, second half vs. Detroit, Nov. 18, 2001

By Opponent: 35 in first half at Kansas City, Dec. 1, 2002

31 in first half at San Francisco, Oct. 27, 2002

Score Touchdown In Each Quarter

By Cardinals: At Washington, Nov. 22, 1998 (17, 14, 7, 7)

By Opponent: At Kansas City, Dec. 1, 2002 (14, 21, 7, 7)

Offense

500 Yards Total Offense

By Cardinals: 513 vs. New Orleans, Dec. 20, 1996

By Opponent: 520 vs. Oakland, Nov. 24, 2002

Consecutive Games 150 Or More Yards Rushing

By Cardinals: 152 vs. Dallas, Oct. 20, 2002/151 at S.F., Oct. 27, 2002

By Opponent: 192 vs. St. Louis, Nov. 3, 2002/151 vs. Seattle, Nov. 10, 2002;

211 at Philadelphia, Nov. 17, 2002/187 vs. Oakland, Nov.

24, 2002; 216 at Kansas City, Dec. 1, 2002

Consecutive Games 12 Or More First Downs Rushing

By Cardinals: 14 at Atlanta, Nov. 28/15 at Philadelphia, Dec. 5, 1982

By Opponent: 15 at Cincinnati, Dec. 3/14 at Jacksonville, Dec. 10, 2000

No Sacks Allowed/No Interceptions

By Cardinals: Detroit, Dec. 8, 2002

By Opponent: At San Diego, Nov. 25, 2001

Defense

Shutout

By Cardinals: Phoenix 19, N.Y. Giants 0, Dec. 12, 1992

By Opponent: At Kansas City 49, Arizona 0, Dec. 1, 2002

Shutout At Home

By Cardinals: Cardinals 19, N.Y. Giants 0, Dec. 12, 1992

By Opponent: at New England 31, Cardinals 0, Sept. 15, 1996

Shutout On The Road

By Cardinals: Cardinals 38, at Dallas 0, Nov. 16, 1970

By Opponent: At Kansas City 49, Arizona 0, Dec. 1, 2002

Miscellaneous

Overtime Win At Home

By Cardinals: Dec. 8, 2002 vs. Detroit, 23-20

Oct. 20, 2002 vs. Dallas, 9-6

By Opponent: Oct. 19, 1997 at Philadelphia, 13-10

Overtime Win On The Road

By Cardinals: Dec. 2, 2001 at Oakland, 34-31

By Opponent: Nov. 30, 1997 vs. Pittsburgh, 26-20

Tie Game

By Cardinals: Dec. 7, 1986 at Philadelphia, 10-10

Over 40:00 Time of Possession (Non-OT)

By Cardinals: 41:31 vs. Cincinnati, Dec. 18, 1994

By Opponent: 40:07 at Washington, Jan. 6, 2002

Draft History

Cardinal First-Round Draft Choices

Year	Player, Position	School
2003	Bryant Johnson, WR	Penn State
	Calvin Pace, DE	Wake Forest
2002	Wendell Bryant, DT	Wisconsin
2001	Leonard Davis, T	Texas
2000	Thomas Jones, RB	Virginia
1999	David Boston, WR	Ohio State
	L.J. Shelton, T	Eastern Michigan
1998	Andre Wadsworth, DE	Florida State
1997	Tom Knight, CB	Iowa
1996	Simeon Rice, DE	Illinois
1995	Traded	
1994	Jamir Miller, OLB	UCLA
1993	Garrison Hearst, RB	Georgia
	Ernest Dye, T	South Carolina
1992	Traded	
1991	Eric Swann	None
1990	None	
1989	Eric Hill, LB	Louisiana State
	Joe Wolf, OL	Boston College
1988	Ken Harvey, OLB	California
1987	Kelly Stouffer, QB	Colorado State
1986	Anthony Bell, LB	Michigan State
1985	Freddie Joe Nunn, LB	Mississippi
1984	Clyde Duncan, WR	Tennessee
1983	Leonard Smith, CB	McNeese State
1982	Luis Sharpe, T	UCLA
1981	E.J. Junior, LB	Alabama
1980	Curtis Greer, DE	Michigan
1979	Ottis Anderson, RB	Miami (Fla.)
1978	Steve Little, P/K	Arkansas
1977	Ken Greene, DB	Washington State
1976	Steve Pisarkiewicz, QB	Missouri
1975	Mike Dawson, DT	Arizona
1974	Tim Gray, CB	Texas A&M
1973	J.V. Cain, TE	Colorado
1972	Dave Butz, DT	Purdue
1971	Bobby Moore, WR	Oregon
1970	Norm Thompson, DB	Utah
	Larry Stagent, RB	Texas A&M

Year	Player, Position	School
1969	Roger Wehrli, DB	Missouri
1968	MacArthur Lane, RB	Utah State
1967	Dave Williams, WR	Washington
1966	Carl McAdams, LB	Oklahoma
1965	Joe Namath, QB	Alabama
1964	Ken Kortas, T	Louisville
1963	Jerry Stovall, HB	Louisiana State
	Don Brumm, E	Purdue
1962	Fate Echols, T	Northwestern
	Irv Goode, C	Kentucky
1961	Ken Rice, T	Auburn
1960	George Izo, QB	Notre Dame
1959	Billy Stacy, B	Mississippi State
1958	King Hill, QB (bonus choice)	Rice
	John David Crow, B, Texas A&M	
1957	Jerry Tubbs, C	Oklahoma
1956	Joe Childress, B	Auburn
1955	Max Boydston, E	Oklahoma
1954	Lamar McHan, QB	Arkansas
1953	Johnny Olszewski, B	California
1952	Ollie Matson, B	San Francisco
1951	Jerry Groom, C	Notre Dame
1950	Choice to L.A. Rams	
1949	Bill Fischer, G	Notre Dame
1948	Jim Spavital, B	Oklahoma State
1947	DeWitt "Tex" Coulier, T	Army
1946	Dub Jones, B	Tulane
1945	Charley Trippi, B	Georgia
1944	Pat Harder, B	Wisconsin
1943	Glenn Dobbs, B	Tulsa
1942	Steve Lach, G	Duke
	Lloyd Cheatham, B	Auburn
1941	John Kimbrough, B	Texas A&M
1940	George Calego, B	Tennessee
1939	Ki Aldrich, C	Texas Christian
1938	Jack Robbins, B	Arkansas
	Milt Popovich, B	Montana
1937	Ray "Buzz" Buivid, B	Marquette
1936	Jim Lawrence, B	Texas Christian

2003

(Drafted 6-5, 16-17)

- 1a. Bryant Johnson, WR, Penn State
- 1b. Calvin Pace, DE, Wake Forest
2. Anquan Boldin, WR, Florida State
3. Gerald Hayes, LB, Pittsburgh
4. None
5. Kenny King, DE, Alabama
- 6a. Reggie Wells, T, Clarion
- 6b. Tony Gilbert, LB, Georgia
7. Traded to Detroit for WR Larry Foster

2002

(Drafted 12-17-16-15-14-13)

1. Wendell Bryant, DT, Wisconsin
2. Levar Fisher, LB, N. Carolina State
- 3a. Josh McCown, QB, Sam Houston St.
- 3b. Dennis Johnson, DE, Kentucky
4. Nate Dwyer, DT, Kansas
5. Jason McAdley, WR, Alabama
6. Josh Scobey, RB, Kansas State
7. Mike Banks, TE, Iowa State

2001

(Drafted 2-3)

1. Leonard Davis, T, Texas
- 2a. Kyle Vanden Bosch, DE, Nebraska
- 2b. Michael Stone, CB, Memphis
3. Adrian Wilson, S, North Carolina State
- 4a. Bill Gramatica, K, South Florida
- 4b. Marcus Bell, DT, Memphis
5. Mario Fatalehi, DT, Kansas State
6. Bobby Newcombe, WR, Nebraska
- 7a. Renaldo Hill, CB, Michigan State
- 7b. Tevita Ofahegaue, TE, Brigham Young

2000

(Drafted 7-10-9-8)

1. Thomas Jones, RB, Virginia
2. Ray Thompson, OLB, Tennessee
3. Darwin Walker, DT, Tennessee
4. David Barrett, CB, Arkansas
- 5a. Mao Tosi, DL, Idaho
- 5b. Jay Tant, TE, Northwestern
6. Jabari Issa, DL, Washington
7. Sékou Sanyika, OLB, California

1999

(Drafted alternately 21-22)

- 1a. David Boston, WR, Ohio State
- 1b. L.J. Shelton, T, Eastern Michigan
2. Johnny Rutledge, LB, Florida
3. Thomas Burke, DE, Wisconsin
4. Joel Makovicka, FB, Nebraska
- 5a. Paris Johnson, S, Miami (O.)
- 5b. Yusuf Scott, G, Arizona
- 6a. Coby Rhinehart, CB, S. Methodist
- 6b. Melvin Bradley, LB, Arkansas
- 6c. Dennis McKinley, FB, Mississippi St.
7. Chris Greisen, QB, N.W. Missouri St.

1998

(Drafted alternately 2-3-4-5)

1. Andre Wadsworth, DE, Florida State
2. Corey Chavous, DB, Vanderbilt
3. Anthony Clement, T, S.W. Louisiana
4. Michael Pittman, RB, Fresno State
5. Terry Hardy, TE, Southern Mississippi
6. Zack Waiz, LB, Dartmouth
- 7a. Phil Savoy, WR, Colorado
- 7b. Jomo Cousins, DE, Florida A&M
- 7c. Pat Tillman, LB/DB, Arizona State
- 7d. Ron Jones, FB, Missouri

1997

(Drafted alternately 9-12-11-10)

1. Tom Knight, CB, Iowa
2. Jake Plummer, QB, Arizona State
3. Ty Howard, CB, Ohio State
4. **Chris Dishman, OL, Nebraska**
5. Chad Carpenter, WR, Washington State
- 6a. Rod Brown, FB, North Carolina State
- 6b. Tony McCombs, LB, Eastern Kentucky
7. Mark Smith, DE, Auburn

1996

(Drafted alternately 3-2)

1. Simson Rice, DE, Illinois
2. Leeland McElroy, RB, Texas A&M
3. Johnny McWilliams, TE, S. California
4. Aaron Graham, C, Nebraska
- 5a. James Dexter, T, South Carolina
- 5b. Harry Stamps, T, Oklahoma
- 5c. Dell McGee, CB, Auburn
6. Mike Foley, DT, New Hampshire
7. Jarius Hayes, TE, North Alabama

1995

(Drafted alternately 16-15)

1. Traded to Jets for Rob Moore, WR
2. Frank Sanders, WR, Auburn
3. Stoney Casa, QB, New Mexico
4. Traded to Jets for Rob Moore, WR
- 5a. Cedric Davis, CB, Tennessee State
- 5b. Lance Scott, C, Utah
- 5c. Tito Paul, DB, Ohio State
6. Anthony Bridges, CB, North Texas State
- 7a. Billy Williams, WR, Tennessee
- 7b. Wesley Leasy, LB, Mississippi State
- 7c. Chad Eaton, DT, Washington State

1994

(Drafted alternately 10-9-11)

1. Jamir Miller, OLB, UCLA
2. Chuck Levy, RB, Arizona
3. Rich Braham, G, West Virginia
- 3b. Eric England, DE, Texas A&M
- 4a. Perry Carter, CB, Southern Mississippi
- 4b. John Reese, CB, Nebraska
- 4c. Terry Irving, OLB, McNeese State
5. Anthony Redmon, G, Auburn
6. Terry Samuels, TE, Kentucky
7. Frank Harvey, FB, Georgia

1993

(Drafted alternately 4-3)

- 1a. Garrison Hearst, RB, Georgia
- 1b. Ernest Dye, T, South Carolina
2. Ben Coleman, T, Wake Forest
4. Ronald Moore, RB, Pittsburg State (Kan.)
6. Brett Wallerstedt, LB, Arizona State
7. Will White, S, Florida
- 8a. Chadrick Brown, DE, Mississippi
- 8b. Stevie Anderson, WR, Grambling State

1992

(Drafted alternately 7-6-5)

1. Traded to Miami Dolphins Sept. 3, 1991 for Randal Hill, WR
2. Tony Sacca, QB, Penn State
3. Ed Cunningham, C, Washington
- 4a. Jeff Christy, OL, Pittsburgh
- 4b. Michael Bankston, NG, Sam Houston St.
5. Traded to New Orleans Saints with G Derek Kennard for Robert Massey, CB
6. Brian Brauninger, T, Oklahoma
7. Derek Ware, TE, Central State (Okla.)
8. Eric Blount, WR, North Carolina
- 9a. David Henson, NG, Arkansas Central
- 9b. Tyrone Williams, WR, Western Ontario
10. Reggie Yarbrough, FB, Calif. St.-Fullerton
11. Rob Baxley, T, Iowa
12. Lance Wilson, NG, Texas

1991

(Drafted alternately 6-5-4-3)

1. Eric Swann, DL, None
2. Mike Jones, DT, North Carolina State
3. Aeneas Williams, CB, Southern
4. Dexter Davis, CB, Clemson
5. Vance Hammond, DT, Clemson
6. Ed Vega, T, Memphis State
7. Ivory Lee Brown, RB, Arkansas-Pine Bluff
- 8a. Greg Ansler, RB, Tennessee
- 8b. Jerry Evans, TE, Toledo
- 8c. Scott Evans, DE, Oklahoma
9. None
10. Herbie Anderson, CB, Texas A&I
11. Nathan LaDuca, S, Arizona State
12. Jeff Bridewell, QB, California-Davis

1990

(Drafted alternately 4-6-5)

1. None. (Exercised in July, 1989 supplemental draft for Timm Rosenbach, QB)
2. Anthony Thompson, RB, Indiana
3. Ricky Proehl, WR, Wake Forest
4. Travis Davis, DL, Michigan State
5. Larry Centers, RB, Stephen F. Austin
6. Tyrone Shavers, WR, Lamar
7. Johnny Johnson, RB, San Jose State
8. Mickey Washington, CB, Texas A&M
9. David Bavaro, LB, Syracuse
10. David Elle, TE, South Dakota
11. Dempsey Norman, WR, St. Francis (Ill.)
- 12a. Donnie Riley, RB, Central Michigan
- 12b. Ken McMichael, LB, Oklahoma

1989

(Drafted alternately 10-12-11)

- 1a. Eric Hill, LB, Louisiana State
- 1b. Joe Wolf, OL, Boston College
2. Walter Reeves, TE, Auburn
3. Mike Zandofsky, OL, Washington
4. Jim Wahler, DL, UCLA
- 5a. Richard Tardits, OB, Georgia
- 5b. David Edeen, DE, Wyoming
6. Jay Taylor, CB, San Jose State
7. Rickey Royal, CB, Sam Houston State
8. John Burch, RB, Tennessee-Martin
9. Kendall Trainor, K, Arkansas
10. Chris Becker, P, Texas Christian
11. Jeff Hunter, DE, Albany State (Ga.)
12. Todd Nelson, OL, Wisconsin

1988

(Drafted alternately 12-11-14-13)

1. Ken Harvey, OLB, California
2. Tony Jeffery, RB, Texas Christian
3. Tom Tupa, QB/P, Ohio State
4. Michael Brim, CB, Virginia Union
- 5a. Chris Gaines, ILB, Vanderbilt
- 5b. Tony Jordan, RB, Kansas State
6. Jon Phillips, G, Oklahoma
7. Ernie Jones, WR, Indiana
8. Tim Moore, OLB, Michigan State
9. Scott Dill, G, Memphis State
10. Andy Schillinger, WR, Miami (O.)
11. Keith McCoy, DB, Fresno State
12. Chris Carrier, S, Louisiana State

1987

(Drafted 6th)

1. Kelly Stouffer, QB, Colorado State
2. Tim McDonald, DB, Southern California
- 3a. Robert Awalt, TE, San Diego State
- 3b. Colin Scotts, DE, Hawaii
4. Rod Saddler, DT, Texas A&M
- 5a. George Swann, RB, Miami (O.)

- 5b. John Bruno, P, Penn State
- 5c. Ilija Jaroschuk, LB, New Hampshire
6. Mark Garalczyk, DT, Western Michigan
- 7a. Tim Peoples, DB, Washington
- 7b. William Harris, TE, Bishop (Tex.)
8. Steve Alvord, DT, Washington
9. Wayne Davis, LB, Alabama
10. Charles Wright, DB, Tulsa
11. Todd Peat, G, Northern Illinois

1986

(Drafted alternately 6-5-4-7)

1. Anthony Bell, LB, Michigan State
2. John Lee, K, UCLA
3. Gene Chilton, C, Texas
4. Carl Carter, CB, Texas Tech
5. Jeff Tupper, DE, Oklahoma
7. Eric Swanson, WR, Tennessee
8. Ray Brown, OL, Arkansas State
9. Kent Kalentzis, S, Hawaii
- 10a. Vali Sikahema, FB, Brigham Young
- 10b. Wes Smith, WR, East Texas State
11. Wayne Dillard, LB, Alcorn State
12. Kent Austin, QB, Mississippi

1985

(Drafted alternately 18-17-16-20-19)

1. Freddie Joe Nunn, LB, Mississippi
2. Scott Bergold, T, Wisconsin
3. Lance Smith, G, Louisiana State
4. Ron Wolfrey, RB, West Virginia
- 5a. K.D. Dunn, TE, Clemson
- 5b. Louis Wong, T, Brigham Young
6. Jay Novacek, WR, Wyoming
8. Rob Monaco, T, Vanderbilt
9. Scott Williams, TE, Georgia
10. Dennis Williams, RB, Furman
11. Ricky Anderson, K, Vanderbilt
12. **Lonnice Young, DB, Michigan State**

1984

(Drafted 17th)

1. Clyde Duncan, WR, Tennessee
2. Doug Dawson, G, Texas
3. Rick McIvor, QB, Texas
4. Marlin Bayless, S, Bowling Green
- 5a. Jeff Leiding, LB, Texas
- 5b. John Goode, TE, Youngstown State
6. Rod Clark, LB, Southwest Texas State
7. Quentin Walker, RB, Virginia
- 8a. Falaniko Noga, LB, Hawaii
- 8b. Bob Paulling, K, Clemson
9. John Walker, RB, Texas
10. Mark Smythe, DT, Indiana
11. Kyle Mackay, OB, East Texas State
12. Paul Parker, G, Oklahoma

1983

(Drafted alternately 15-16-17-18-19)

1. Leonard Smith, CB, McNeese State
2. Cedric Mack, CB, Baylor
3. Ramsey Dardar, DT, Louisiana State
- 4a. Mark Duda, DT, Maryland
- 4b. Lionel Washington, DB, Tulane
5. Steve Bird, WR, Eastern Kentucky
6. George Schmitt, CB, Delaware
7. Carlos Scott, C, Texas
8. Bob Harris, S, Auburn
9. Otis Brown, RB, Jackson State
10. Tim Lucas, LB, California
11. Aaron Williams, RB, Washington
12. James Lane, LB, Alabama State

(Draft History continued on page 384)

1982

(Drafted alternately 12-11-10-9-8)

1. Luis Sharpe, T, UCLA
2. David Galloway, DE, Florida
- 3a. Benny Perrin, DB, Alabama
- 3b. Rusty Guilbeau, DE, McNeese State
4. Tootie Robbins, T, East Carolina
- 5a. Vance Bedford, DB, Texas
- 5b. Earl Ferrell, RB, E. Tennessee State
6. Craig Shaffer, LB, Indiana State
7. Bob Sebro, T, Colorado
8. Chris Lindstrom, DT, Boston University
9. Darnell Dailey, LB, Maryland
10. Eddie McGill, TE, Western Carolina
11. James Williams, DE, North Carolina A&T
12. Bob Altha, K, Ohio State

1981

(Drafted 5th)

1. E.J. Junior, LB, Alabama
2. Neil Lomax, QB, Portland State
3. Jeff Griffin, DB, Utah
4. Steve Rhodes, WR, Oklahoma
5. John Gallen, LB, Illinois
6. Dave Ahrens, LB, Wisconsin
7. Kevin Donnalley, DB, North Dakota State
8. Mike Fisher, WR, Baylor
9. Stump Mitchell, RB, Citadel
- 10a. James Mallard, WR, Alabama
- 10b. Jim Joiner, WR, Miami
11. Mike Sherrod, TE, Illinois
12. Joe Adams, G, Nebraska

1980

(Drafted alternately 6-5-4-3)

1. Curtis Greer, DE, Michigan
2. Doug Marsh, TE, Michigan
- 3a. John Sinnott, RT, Brown
- 3b. Charles Baker, LB, New Mexico
4. Rusty Lisch, CB, Notre Dame
5. (Traded to Kansas City)
6. Bill Acker, DT, Texas
7. Ben Apuna, LB, Arizona State
- 8a. Dupree Branch, DB, Colorado State
- 8b. Grant Hudson, DT, Virginia
9. Stafford Mays, DE, Washington
10. Rush Brown, DT, Ball State
11. Delrick Brown, DB, Houston
12. Tyrone Gray, WR, Washington State

1979

(Drafted alternately 8 & 7)

1. Otis Anderson, RB, Miami
- 2a. Theotis Brown, RB, UCLA
- 2b. Calvin Favron, LB, Southeast Louisiana
3. Joe Bostic, T, Clemson
4. Roy Green, WR, Henderson State
- 5a. Steve Henry, DB, Emporia State
- 5b. Mark Bell, WR, Colorado State
6. Thomas Lott, RB, Oklahoma
7. Kirk Gibson, WR, Michigan State
8. Larry Miller, LB, Brigham Young
9. Bob Rozier, DE, California
10. Jerry Holloway, TE, Western Illinois
11. Nate Henderson, T, Florida State
12. Rick McBride, LB, Georgia

1978

(Drafted alternately 15 & 19-14-13)

- 1a. Steve Little, P/K, Arkansas
- 1b. Ken Greene, DB, Washington State
2. John Barefield, LB, Texas A&I
3. Doug Greene, DB, Texas A&I
- 4a. George Collins, G, Georgia

- 4b. Jim Childs, WR, Calif. Poly-San Luis Obispo
5. Earl Carr, RB, Florida
6. Jack Williams, DE, Bowling Green
7. Dave Stief, WR, Portland State
9. Joe Mosley, TE, Central State (O.)
10. Randy Gill, LB, San Jose State
12. Anthony Clay, LB, South Carolina State

1977

(Drafted alternately 12-11-14-13)

1. (Traded to Atlanta)
- Steve Pisarkiewicz, QB, Missouri
2. George Franklin, RB, Texas A&I
- 3a. Kurt Allerman, LB, Penn State
- 3b. Terrell Middleton, RB, Memphis State
4. (Traded to Cincinnati)
5. Ernest Lee, DT, Texas
- 5b. Andy Spiva, LB, Tennessee
6. (Traded to Philadelphia)
7. (Traded to Cleveland)
8. Eric Williams, LB, Southern California
9. Johnny Jackson, DT, Southern
10. Jim LeJay, WR, San Jose State
11. Greg Lee, DB, Western Illinois
12. Rick Fenlaw, LB, Texas

1976

(Drafted 22nd)

1. Mike Dawson, DT, Arizona
2. Traded To Buffalo
3. Brad Oates, T, Brigham Young
4. Pat Tilley, WR, Louisiana Tech
5. Wayne Morris, RB, Southern Methodist
6. Traded to San Francisco
7. Phil Rogers, RB, Virginia Tech
8. Randall Burks, WR, S.E. Oklahoma State
9. Traded to Denver
10. Randy Walker, RB, Bethune-Cookman
11. Marty Atkins, S, Texas
12. Traded to Miami
13. Greg Brewton, T, Michigan State
14. Raymond Crosier, DE, Abilene Christian
15. Lee Nelson, S, Florida State
16. Cecil Beard, WR, Fisk
17. Dan Myers, S, Georgia Tech

1975

(Drafted 21-20-22)

1. Tim Gray, CB, Texas A&M
2. Jim Germany, RB, New Mexico State
3. Traded to San Francisco
4. Traded to New Orleans
5. Harvey Goodman, T, Colorado
6. Larry Jameson, DT, Indiana
7. Steve Beard, RB, Baylor
- 8a. John Adams, DT, West Virginia
- 8b. Louis Lauriano, CB, Long Beach State
9. Traded to San Francisco
10. Mike McGraw, LB, Wyoming
11. Jerry Latin, RB, Northern Illinois
12. Ben Jones, WR, Louisiana State
13. Steve Lindgren, DT, Hamline (Minn.)
14. Ritch Bahe, WR, Nebraska
15. Ron Franklin, DT, Boise State
16. Mark Miller, WR, Missouri
17. Ken Monroe, RB, Indiana State

1974

(Drafted 7th)

1. J.V. Cain, TE, Colorado
2. Greg Kindle, T, Tennessee State
3. Steve George, T, Houston
- 4a. Durwood Keeton, DB, Oklahoma
- 4b. Ike Harris, WR, Iowa State
5. Steve Neils, LB, Minnesota
6. Traded to N.Y. Jets
7. Traded to Cleveland
8. Sergio Albert, K, U.S. International
9. Reggie Harrison, RB, Cincinnati

10. Greg Hartle, LB, Newberry (S.C.)
11. Traded to N.Y. Jets
12. Roger Wallace, WR, Bowling Green
13. Jimmy Pouls, RB, Georgia
14. Charles Smith, RB, Yankton (S.D.)
15. Vincent Ancell, DB, Arkansas State
16. Alonzo Emery, RB, Arizona State
17. John Moseley, DB, Missouri

1973

(Drafted alternately 5-8-7-6)

1. Dave Butz, DT, Purdue
2. Gary Keithley, QB, Texas-El Paso
- 3a. Fred Sturt, G, Bowling Green
- 3b. Terry Metcalf, RB, Long Beach State
4. Traded to San Diego
- 5a. Tom Branhane, C, Oklahoma
- 5b. Dwayne Crump, DB, Fresno State
- 6b. Phil Andre, DB, Washington
7. Ken Jones, T, Oklahoma
8. Ken Garrett, RB, Wake Forest
9. Ken King, LB, Kentucky
10. Bonnie Sloan, DT, Austin-Peay
11. Dan Sanspree, DE, Auburn
12. Dean Unruh, T, Oklahoma
13. Ed Robinson, DB, Lamar
14. Dan Peiffer, G, Southeast Missouri State
15. Mel Parker, LB, Duke
16. Jim Hann, LB, Montana
17. Eric Crone, QB, Harvard

1972

(Drafted alternately 4-5-6)

1. Bobby Moore, WR, Oregon
2. Mark Arneson, LB, Arizona
3. Tom Beckman, DE, Michigan
- 4a. Jeff Lynam, LB, Brigham Young
- 4b. Martin Imhof, DT, San Diego State
5. Conrad Dobler, G, Wyoming
6. Don Heater, RB, Montana Tech
7. Council Rudolph, DE, Kentucky State
8. Bob Wicks, WR, Utah State
9. Gene Macken, C, South Dakota
- 10a. Eric Washington, DB, Texas-El Paso
- 10b. Mike Franks, CB, E. New Mexico
11. Ron Jones, LB, Arkansas
12. Tommy Gay, DT, Arkansas AM&N
13. Tom Campana, DB, Ohio State
14. Pat McTeer, K, New Mexico State
15. Mark Herman, TE, Yankton (S.D.)
16. Henry Alford, DE, Pittsburgh
17. Kent Carter, LB, Southern California

1971

(Drafted 17th)

1. Norm Thompson, DB, Utah
2. Dan Dierdorf, T, Michigan
3. Jim Livesay, WR, Richmond
4. Larry Willingham, DB, Auburn
5. Rocky Wallace, LB, Missouri
6. Mel Gray, WR, Missouri
7. Jim Cooch, DB, Colorado
8. Ron Yankowski, DE, Kansas State
9. Mike Savoy, WR, Black Hills (S.D.)
10. Ron Miller, T, McNeese State
11. Rick Ogle, LB, Colorado
12. Tim Von Dulin, QB, Portland State
13. Jeff Allen, DB, Iowa State
14. Doug Klausen, T, Arizona
15. Ted Heiskell, RB, Houston
16. Lawrence Brame, LB, Western Kentucky
17. Preston Watkins, WR, Bluefield State (W. Va.)

1970

(Drafted alternately 8-7-6)

1. Larry Stegert, RB, Texas A&M
- 2a. Jim Corrigan, LB, Kent State
- 2b. Chuck Hutchison, G, Ohio State

- 3a. Charlie Pittman, RB, Penn State
- 3b. Eric Harris, DB, Colorado
- 4a. Greg Lens, DT, Trinity (Tex.)
- 4b. Don Parish, LB, Stanford
- 5a. Tom Lloyd, T, Bowling Green
- 5b. Barry Pierson, DB, Michigan
6. James Manuel, T, Toledo
7. Jim McFarland, TE, Nebraska
- 8a. Tom Banks, C, Auburn
- 8b. Mike Holmgren, QB, Southern California
9. Paul White, RB, Texas-A&M
10. Tony Plummer, DB, Pacific
11. Mike Siwek, DT, Western Michigan
12. Charles Collins, WR, Kansas State
13. Jack Thomas, G, Mississippi State
14. Ray Groth, WR, Utah
15. Ron Wilson, WR, Illinois
16. Gary Fowler, RB, California
17. Cliff Powell, LB, Arkansas

1969

(Drafted 19th)

1. Roger Wehrli, DB, Missouri
2. Rolf Kruger, DT, Texas A&M
- 3a. Chip Healy, LB, Vanderbilt
- 3b. Terry Brown, DB, Oklahoma State
4. Bill Rhodes, G, Florida State
- 5a. Walter Shockley, RB, San Jose State
- 5b. Gene Huey, LB, Wyoming
6. Amos Van Pelt, RB, Ball State
7. Traded to Pittsburgh
8. Wayne Mulligan, C, Clemson
9. Cal Snowden, DE, Indiana
10. Gerald Warren, K, North Carolina State
11. Gary Keni, LB, Utah
12. Howard Taylor, RB, New Mexico State
13. Richard Heinz, DT, Santa Barbara
14. Ed Roseborough, QB, Arizona State
15. Fritz Latham, T, Tuskegee (Ala.)
16. Junior Riggins, RB, Kansas
17. George Hummer, C, Arizona State

1968

(Drafted alternately 12-13)

1. MacArthur Lane, RB, Utah State
- 2a. Fred Hyatt, FL, Auburn
- 2b. Robert Atkins, DB, Grambling
3. Traded to Green Bay
- 4a. Don Fitzgerald, RB, Kent State
- 4b. Joe Schmiesing, LB, New Mexico State
5. Rocky Rosema, LB, Michigan
6. Frank Lane, LB, Stephen F. Austin
7. Frank Henry, FL, Wake Forest
8. Jerry Daanen, FL, Miami (Fla.)
9. Billy Sinkule, DE, Central Michigan
10. Tom Busch, FL/K, Iowa State
11. Larry Stagle, G, UCLA
12. Vern Emerson, T, Minnesota-Duluth
13. Mack Sauls, DB, Southwest Texas
14. Vic Bender, C, N.W. Louisiana State
15. Dave Lovich, DE, Northwest Louisiana
16. Dan Lankas, LB, Kansas State
17. Robert Lee, FL, Minnesota

1967

(Drafted alternately 16-17)

1. Dave Williams, E, Washington
2. Bob Rowe, DE, Western Michigan
3. Vidal Carlin, QB, North Texas State
4. Mike Barnes, DB, Arlington State
5. Andy Bowling, LB, Virginia Tech
6. Jamie Rivers, TE, Bowling Green
7. Mike Campbell, HB, Lenoir-Rhyne
8. Joe Randall, K, Brown
9. Mike Gold, T, Utah State
10. Ted Wheeler, TE, West Texas State
- 10a. Lavern Barrs, DB, Furman
- 10b. Ed Marcontell, G, Lamar Tech
12. Steve Dundas, FL, Pomona

13. Bob Duncum, T, West Texas State
14. Bo Hickey, FB, Maryland
15. Phil Wosilius, LB, Syracuse
16. Phil Spiller, DB, Los Angeles State
17. Terry Bacigalupo, DE, Oklahoma State

1966

(Drafted 8th)

1. Carl McAdams, LB, Oklahoma
2. Harold Lucas, T, Michigan State
3. Dave Long, DE, Iowa
4. Gary Snook, QB, Iowa
5. Jack Clancy, FL, Michigan
6. Tim Van Galder, QB, Iowa State
7. Charles Artwright, T, Georgia
8. Dan Goich, E, California
9. Charles Bryant, FL, Allen (S.C.)
10. Mike Ringer, HB, Oklahoma
11. Bobby Williams, HB, Central State (Okla.)
12. Rickey Johnson, T, Clemson
13. James Brown, G, Nebraska
14. LaVerle Pratt, LB, Idaho
15. Darryl Allaman, E, Wyoming
16. Dick Kasperik, C, Iowa State
17. Benny Russell, QB, Louisville
18. Willie Jones, DE, Kansas State
19. Tony Golmont, HB, North Carolina State
20. Tom Gallagher, DE, Indiana

1965

(Drafted 12th)

1. Joe Namath, QB, Alabama
2. Dave Simmons, LB, Georgia Tech
3. Ray Ogden, E, Alabama
4. **Johnny Roland, RB, Missouri**
5. Bob Bonds, HB, San Jose State
6. Glenn Hines, T, Arkansas
7. Frank Roy, E, Utah
8. John Meyer, LB, Notre Dame
9. Jimmy Heikel, LB, Mississippi
10. Chuck Drulis, Jr., E, Duke
11. Bud French, HB, Alabama
12. Glen Sasser, E, North Carolina State
13. Steve Murphy, HB, Northwestern
14. Mike Alford, C, Auburn
15. Harlan Lane, HB, Baylor
16. Carl Silvestri, HB, Wisconsin
17. Mike Melinkovich, T, Grays Harbor J.C. (Wash.)
18. Ed McQuarters, G, Oklahoma
19. Roy Shivers, HB, Utah State
20. Anthony Giacobazzi, E, Iowa

1964

(Drafted alternately 2-3)

1. Ken Kortas, T, Louisville
2. Herschel Turner, G, Kentucky
3. Remi Prudhomme, T, Louisiana State
4. Traded to N.Y. Giants
5. Charles Brooks, E, Michigan State
6. Richard Bowman, E, Syracuse
7. Jerry Lamb, E, Arkansas
- 8a. Robert Johnson, E, Wisconsin
- 8b. George Bednar, G, Notre Dame
9. Willie Ross, HB, Nebraska
10. Anthony Lawrence, T, Bowling Green
11. Richard Hard, T, Wenatchee Valley J.C. (Wash.)
12. Rick Sortun, G, Washington
13. Jake Adams, E, Virginia Tech
14. Leonard Staby, C, Syracuse
15. Clifford Stallings, HB, New Mexico
16. Jack Anderson, RB, Ripon (Wisc.)
17. John Evans, T, Memphis State
18. Dave Hoover, HB, Iowa State
19. Bob Young, T, Howard Payne
20. Ralph Kubinski, G, Missouri

1963

(Drafted alternately 2-3)

- 1a. Jerry Stovall, HB, Louisiana State
- 1b. Don Brumm, E, Purdue
2. Bob Reynolds, T, Bowling Green
3. Dan Brabham, DE, Arkansas
- 3b. Mike Fracchia, HB, Alabama
4. Don Estes, T, Louisiana State
5. Bill Thornton, HB, Nebraska
6. Bob Parnore, HB, Florida A&M
7. Jim Moss, T, South Carolina
8. Jim Cook, G, Oklahoma
9. Willis Crenshaw, HB, Kansas State
10. Jackie Smith, E, Northwest Louisiana
11. Jim Burson, HB, Auburn
12. Chuck Walker, G, Duke
13. Alex Zyskowski, HB, Wichita State
14. Paul Lea, HB, Oklahoma
15. Ed Scrutshins, E, Toledo
16. John Stafkosky, T, Notre Dame
17. Dave Megyesy, LB, Syracuse
18. Larry Stallings, LB, Georgia Tech
19. Darrell Haney, T, Utah State
20. Bill Clay, E, Arkansas

1962

(Drafted alternately 6-5)

- 1a. Fate Echols, T, Northwestern
- 1b. Irv Goodie, C, Kentucky
2. Robert Jackson, FB, New Mexico State
3. Charley Bryant, E, Ohio State
4. Roger Kochman, HB, Penn State
5. Bill Rice, E, Alabama
6. John Ellwell, E, Purdue
7. Bill Kirsch, G, Maryland
8. George Cross, T, Auburn
9. Wilburn Hollis, QB, Iowa
10. George Franconville, G, Syracuse
11. James Saxton, HB, Texas
12. Bob O'Billovich, HB, Montana State
13. Bill Diamond, G, Miami (Fla.)
14. George Mans, E, Michigan
15. Dick Barlund, E, Maryland
16. Bill Wegener, G, Missouri
17. Don Kasso, HB, Oregon State
18. Don Donatelli, C, Florida State
19. Don Smith, HB, Langston (Okla.)
20. Judge Dickson, HB, Minnesota

1961

(Drafted 7th)

1. Ken Rice, T, Auburn
2. Fred Arbanas, E, Michigan State
3. Billy Wilson, T, Auburn
4. Ron McDole, T, Nebraska
5. Glen Bass, E, Carolina College
6. Dale Evans, HB, Kansas State
- 6b. Dick Thornton, QB, Northwestern
- 7a. George Hulz, T, Southern Mississippi
- 7b. Al Bemiller, C, Syracuse
8. Marshall Starks, HB, Illinois
9. Charles Granning, HB, Georgia Tech
10. Jim King, T, Clemson
11. Bill Kinnune, G, Washington
12. Mike Stock, HB, Northwestern
13. Ernie McMillan, Eastern Illinois
14. Bob Elliot, FB, North Carolina
15. Mel West, HB, Missouri
16. Jake Bradley, T, Florida A&M
17. Pat Fischer, HB, Nebraska
18. Art Browning, G, Duke
19. Dick Schnell, T, Wyoming
20. Leo Reed, E, Colorado State

(Draft History continued on page 385)

1960

(Drafted alternately 2-1)

1. George Izo, QB, Notre Dame
- 2a. Harold Olson, T, Clemson
- 2b. Mike McGee, G, Duke
- 3a. Hugh McInnis, E, Southern Mississippi
- 3b. Charles Eltzey, C, Southern Mississippi
- 4a. Willie West, HB, Oregon
- 4b. Silas Woods, E, Marquette
- 5a. Bill Burrell, LB, Illinois
- 5b. George Phelps, HB, Cornell (Ia.)
- 5c. Ed Mazurek, T, Xavier (O.)
6. Jack Lee, QB, Cincinnati
7. Larry Wilson, HB, Utah
8. Wayne Crow, HB, California
9. Dewitt Hoopes, T, Northwestern
- *10a. Charley Johnson, QB, New Mexico State
- 10b. Paul Oglesby, T, UCLA
11. Robert Towns, HB, Georgia
12. Tom Chapman, E, Detroit
13. Vic Jones, HB, Indiana
- *14. Bob DeMarco, T, Dayton
15. Frank Mestnik, HB, Marquette
16. Jim Hunt, T, Prairie View
17. Joe Davis, T, The Citadel
18. Bob Haas, HB, Missouri
19. Herman Alexander, T, Findlay (O.)
20. Thomas Day, G, North Carolina A&T

1959

(Drafted third)

1. Billy Stacy, B, Mississippi State
2. Jerry Wilson, E, Auburn
3. Jimmy Butler, B, Vanderbilt
4. Ken Beck, T, Texas A&M
5. Maury Schleicher, E, Penn State
6. Ted Bates, T, Oregon State (from Wash.)
7. Tom Redmond, T, Vanderbilt
8. Mac Lewis, T, Iowa (from Detroit)
9. Choice to San Francisco
10. Choice to Cleveland
11. Gary Ferguson, T, Southern Methodist
12. Emil DeCantis, B, North Carolina
13. Floyd Faucette, B, Georgia Tech
14. Ted Edmondson, E, Hardin-Simmons
15. Pat Lamberfi, E, Richmond
16. Bob Bobo, T, Texas-El Paso
17. John Schroeder, E, North Carolina
18. John Dingsen, T, Detroit
19. Pete Hart, B, Hardin-Simmons
20. Darrell DeDecker, T, Illinois
21. Billy Dunn, B, Southern Methodist
22. Jerry Lee Murphy, T, Ohio State
23. Dale Mummelaar, G, Wyoming
24. Glenn Shamblin, B, West Virginia
25. Freddie Glick, B, Colorado State
26. Jim Reed, G, East Texas State
27. Jim Jeffrey, T, Auburn
28. Joe Chuha, C, Southern California
29. Bob Corrigan, G, Indiana
30. Don Fleming, B, Florida
31. Jim O'Connor, C, Marshall
32. Rabe Walton, B, North Carolina

1958

(Drafted first)

- King Hill, QB, Rice (bonus choice)
1. John David Crow, B, Texas A&M
 2. Jim McCusker, T, Pittsburgh
 3. Bobby Jack Oliver, T, Rice (from Detroit)
 4. Larry Cowart, C, Baylor
 5. Choice to L.A. Rams
 6. Choice to Baltimore

6. Bobby Gordon, B, Tennessee
7. Jon Jelacic, E, Minnesota
8. Choice to San Francisco
9. John Keelan, T, Kansas State
10. Gil Robertshaw, T, Brown
11. Dean Philpot, B, Fresno State
12. Bill Hinton, G, Louisiana Tech
13. Charlie Jackson, B, Southern Methodist
14. Bob Schmidt, T, Minnesota
15. Ray Dunlap, B, Marshall
16. Wade Patterson, E, Idaho
17. Mac Stames, C, Abilene Christian
18. Mario Cheppo, E, Louisville
19. Sonny Randle, B, Virginia
20. Jim Matheny, C, UCLA
21. Ray Toole, B, North Texas State
22. Tony Aloisio, E, Indiana
23. John Harbour, T, S.E. Missouri State
24. Eric Soesbe, T, Vanderbilt
25. J.C. Riekenberg, B, Northwestern St. (La.)
26. Ray Masters, B, Southern Methodist
27. Will Lewis, B, Tennessee-Chattanooga
28. Gale McGinty, B, West Texas State
29. Ken Irby, T, Mississippi State

1957

(Drafted ninth)

1. Jerry Tubbs, C, Oklahoma
2. Tom Maeritz, E, Michigan
3. Bill Hudson, T, Clemson
4. Choice to San Francisco
5. Wayne Book, T, Illinois
6. Choice to Green Bay
7. Choice to Cleveland through N.Y. Giants
8. Choice to L.A. Rams
9. Don McCumby, T, Washington
10. Don Carouthers, E, Bradley
11. Bob Kraus, G, Kansas
12. Bob Derrick, B, Oklahoma
13. Ed Ritt, T, Montana State
14. Bob Fee, B, Indiana
15. Bill Livingston, C, Southern Methodist
16. Terry Hurley, E, Montana
17. Buddy Terry, T, Houston
18. Hal Smith, B, UCLA
19. Paul Barrington, G, Minnesota
20. Tom Homer, T, Kansas
21. Joe Kopnisky, E, West Virginia
22. Don Sizemore, B, Hardin-Simmons
23. Milt Konicek, T, Duke
24. Ron Klim, C, West Virginia
25. Ray Volz, B, Denison
26. Ted Rohde, B, Kansas
27. Bob Butorovich, T, Montana State
28. Hugh Husser, E, Southwestern Louisiana
29. Lee Corso, B, Florida State
30. Frank Gibson, T, Kansas

1956

(Drafted sixth)

1. Joe Childress, B, Auburn
2. Norm Masters, T, Michigan State
3. John Roach, QB, Southern Methodist
4. Sam Salerno, T, Colorado
5. Choice to L.A. Rams
6. Charlie Dupre, B, Baylor
7. Bob Konovsky, T, Wisconsin
8. Dave Luncelford, T, Baylor
9. Bob Lovely, T, Tampa
10. Willis Townie, E, Wichita State
11. Rob James, B, Auburn
12. Jerry Walker, T, Texas Tech
13. Bo Bollinger, G, Oklahoma
14. Carnell Neuman, B, Illinois
15. Charley Anderson, E, Louisiana Tech
16. Tom Splers, QB, Ark. St. (from Wash.)

16. George Welsh, QB, Navy
17. Ron Beagle, E, Navy
18. Jim Brown, G, UCLA
19. Ray Zagar, B, Marquette
20. Dickie Mattison, B, Georgia Tech
21. Ronnie Herr, B, Texas Tech
22. Jim Murphy, T, Stephen F. Austin
23. Tony Brannoff, B, Michigan
24. Orville Trask, T, Rice
25. Bill Wheeler, T, Kentucky
26. Chuck Zickelsoose, E, Kansas State
27. Jack Hutchinson, T, Oklahoma State
28. Jim Miller, QB, Wisconsin
29. Jim Troglia, B, Northwestern
30. Bill Kucera, T, Colorado

1955

(Drafted first)

1. Max Boydston, E, Oklahoma
2. Lindon Crow, B, Southern California
3. Mal Hammack, B, Florida
4. Tony Pasquasi, T, Notre Dame (from N.Y. Giants)
5. Frank Bernardi, B, Colorado
6. Mario DaRe, T, Southern California
7. Jack Bowersox, G, Maryland
8. Dave Leggett, B, Ohio State
9. Sam Irvine, C, Maryland
10. Charlie McGinty, E, North Texas State
11. Frank Scalfidi, T, Marquette
12. Tom Pepsin, C, Miami (Fla.)
13. Dale Sandstrom, B, Concordia (Minn.)
14. Tom McLuckie, G, Maryland
15. Gordy Brown, E, Louisiana Tech
16. Dick Brubaker, E, Ohio State
17. Bob Herndon, B, Oklahoma
18. Al Dennis, E, Middlebury (from Chicago)
19. Larry White, C, New Mexico
20. Fred Campbell, T, Duke
21. Dick Coy, T, S. John's (Minn.)
22. Jim Burst, B, Washington (Mo.)
23. Howe Wright, B, Virginia Tech
24. Vic Berra, E, Montana State
25. Karl Bays, T, Eastern Kentucky
26. Max Pierce, B, Utah
27. Bob Scott, E, Evansville
28. Billy Hooper, B, Baylor
29. Bruce Schwager, T, Merchant Marine
30. Bob Ems, B, Southern Illinois
31. Gene Renzi, T, Northeastern
32. Bob Sweet, B, Trinity (Tex.)

1954

(Drafted first)

1. Lamar McHan, QB, Arkansas
2. Gary Knaflie, E, Colorado
3. Bobby Cavazos, B, Texas Tech
4. Bill Bredde, B, Oklahoma State
5. Don Dohoney, E, Michigan State
6. Tom McHugh, B, Notre Dame
7. Dave Mann, B, Oregon State
8. Paul Larson, B, California
9. Dean Chambers, T, Washington
10. Tommy Lewis, B, Alabama
11. Homer Smith, B, Princeton
12. Howard Pitt, E, Duke
13. Les Goble, B, Alfred
14. Sammy Dumas, G, Arkansas
15. Cecil Harp, E, Pacific
16. Al Kilgore, T, Kent State
17. Jack Troxell, B, Arkansas
18. Dick Young, B, Tennessee-Chattanooga
19. Jerry Sazio, T, William & Mary
20. Stan Huntsman, B, Washash
21. Jim Standler, T, Colorado
22. Ledio Fanucci, T, Fresno State

23. Charley Oakley, B. Louisiana State
24. Lou Sawchik, E. Ohio
25. Jerry Marchand, B. Louisiana State
26. Ralph Carrigan, C. Alabama
27. John Culver, B. Harvard
28. Tom Koller, B. William & Mary
29. Bill Albrecht, B. Washington
30. Alex Burl, B. Colorado State

1953

(Drafted third)

1. Johnny Olszewski, B. California
2. Jim Psaltis, B. Southern California
3. Dale Samuels, CB, Purdue
4. Buck Martin, E. Georgia Tech
5. Bill Shatlosky, G. Cincinnati
6. Tony Curcillo, B. Ohio State
7. Tom Higgins, T. N. Carolina (from Phila.)
8. Choice to Philadelphia
9. Jerry Watford, G. Alabama
10. Ed Husmann, G. Nebraska (from Wash.)
11. Avatus Stone, B. Syracuse
12. Charley Berndt, T. Wisconsin
13. Ed Woodsun, E. Yale
14. Chuck Spaulding, B. Wyoming
15. Frank McPhee, E. Princeton (from Wash.)
16. Ronnie Morris, B. Tulsa
17. Dick Sprague, B. Washington
18. Nick Chickillo, G. Miami
19. Jimmy Lear, B. Mississippi
20. Earl Heninger, B. Purdue
21. Joe Yukica, E. Penn State
22. Tom Donahue, C. Wake Forest
23. Len D'Errico, G. Boston
24. Joe Curtis, E. Alabama
25. Hal Lokovsek, T. Washington State
26. Jim Root, B. Miami (Ohio)
27. Brad Glass, G. Princeton
28. Haywood Sullivan, B. Florida
29. Don Ringe, T. Idaho
30. C.O. Brocato, C. Baylor
31. Mike Prokoplak, B. New Mexico
32. Earl Wrightenberry, T. Clemson
33. Bill Gaudreau, B. Notre Dame

1952

(Drafted second)

1. Ollie Matson, B. San Francisco
2. Johnny Karras, B. Illinois
3. Darrell (Pete) Brewster, E. Purdue (from Detroit)
4. Choice to San Francisco
5. Choice to L.A. Rams
6. Dick Fugler, T. Tulane
7. John Hancock, G. Baylor
8. Harry Jabbusch, C. South Carolina
9. Don Coleman, G. Michigan State
10. Malcolm Cook, B. Georgia
11. John Felch, T. Holy Cross
12. Leo Sugar, E. Purdue
13. Joe Masnaghetti, T. Marquette
14. Mel Massucco, B. Holy Cross
15. Tom Tolafo, C. North Carolina State
16. John Davis, B. Indiana
17. Mike Mergen, G. San Francisco
18. Darrell Crawford, B. Georgia Tech
19. Bill Pyron, T. Mississippi State
20. Ed Listopad, T. Wake Forest
21. Frank Fischel, E. Arkansas
22. Wade Musgrove, G. Hardin-Simmons
23. Glenn Lippman, B. Texas A&M
24. Louis (Red) Stephens, G. San Francisco
25. E.J. Moore, G. Abilene Christian
26. Cliff Anderson, E. Indiana
27. Charley Fry, T. Maryland
28. Sam Moses, T. Texas A&M
29. Harold Lutz, E. Alabama
30. Don Kasperan, B. Purdue
31. Will Stolk, B. Miami

1951

(Drafted fifth)

1. Jerry Groom, C. Notre Dame
2. Don Joyce, T. Tulane
3. Don Stonessler, E. Northwestern
4. Dick Doyno, B. Lehigh
5. Lynn Lynch, G. Illinois (from Wash.)
6. Choice to San Francisco
7. Ed Jaseonek, B. Furman
8. Dick Panches, T. Colorado
9. Leo Sanford, C. Louisiana Tech
10. Neil Schmidt, B. Purdue
11. Ken Cooper, G. Vanderbilt (from Balt.)
12. Tom Bienermann, E. Drake
13. Jack Landry, B. Notre Dame
14. Volney Peters, T. Southern California
15. Bill Leskovar, B. Kentucky
16. John Simcik, G. Wisconsin
17. Gene Miller, B. Northwestern
18. Henry May, C. Southwest Missouri State
19. Russ Pomeroy, T. Stanford
20. Gene Ackerman, E. Missouri
21. Fred Walner, G. Notre Dame
22. Dick Bunting, E. Drake
23. S.J. Whitman, B. Tulsa
24. Jim Owens, E. Oklahoma (from Balt.)
25. Billy Cross, B. West Texas State
26. Vernon Quick, G. Wofford
27. Jeff Fleischmann, B. Cornell
28. Ken Huxhold, T. Wisconsin
29. Dick Martin, B. Kentucky
30. Bob Livingston, B. Notre Dame (from Balt.)
31. Leon Root, B. Rutgers

1950

(Drafted eighth)

1. Choice to L.A. Rams
2. Jack Jennings, T. Ohio State
3. Bill Svoboda, B. Tulane (from N.Y. Bulldogs)
4. Fran Polsfoot, E. Washington State
5. Don Paul, B. Washington State
6. Carl Killsgaard, T. Idaho
7. Warren Wood, G. Puget Sound
8. Billy Gay, B. Notre Dame (from N.Y. Giants)
9. Eddie Badgion, G. Michigan State
10. John Hock, T. Santa Clara
11. Vito Ragazzo, E. William & Mary
12. Walt Grothaus, C. Notre Dame
13. Milt Lavigne, B. S.E. La. (from Pitt.)
14. J.D. Ison, E. Baylor
15. Frank Wallheiser, E. Western Kentucky
16. Bob Sharpe, G. Davidson (from Pitt.)
17. Jerry Hennessey, E. Santa Clara
18. Dee Andros, G. Oklahoma
19. Al Langford, B. Howard Payne
20. Harry Bierman, E. Furman
21. Tom Palmer, T. Wake Forest
22. Ray Espenan, E. Notre Dame
23. Loran Day, B. Northwestern
24. Webb Halbert, B. Iowa State
25. Howard Blumhardt, B. South Dakota
26. Jim Lipinski, T. Fairmont State
27. Bill Montgomery, B. Fresno State
28. Bob Gambold, B. Washington State
29. Lee Truman, B. Kentucky
30. Jim Pittman, B. Mississippi State
31. Tom Bienermann, E. Drake
32. Sonny Jones, B. Wyoming
33. Bill Montagne, B. California
34. Vic Banonis, C. Georgetown (Wash., D.C.)

1949

1. Bill Fischer, G. Notre Dame
2. Dick McKissack, B. Southern Methodist
3. Choice to Boston
4. John Goldsberry, T. Indiana
5. Tom Wham, E. Furman
6. Bernie Hanula, T. Wake Forest
7. Myrl Greathouse, B. Oklahoma (from Del.)
8. Jim Cain, E. Alabama
9. Joe E. Brown, B. Georgia Tech
10. Hal Hering, C. Auburn
11. Bob Hecker, B. Baldwin-Wallace
12. Stan Flowers, E. Redlands
13. Billy Stone, B. Bradley
14. Bob Todd, T. Louisville
15. Tony Kimek, E. Illinois
16. Bob McQuade, B. Xavier
17. Tom Murdock, B. Appalachian State
18. Eddie Rupp, B. Denison
19. Webb Halbert, B. Iowa
20. Dean Laun, E. Iowa State
21. Earl Rowan, T. Hardin-Simmons
22. Leon Joslin, B. Texas Christian
23. Bill Sprang, G. Purdue
24. Bob Cox, E. North Carolina
25. Stan Szymakowski, B. Lehigh
26. Choice to N.Y. Giants

1948

(Drafted third)

1. Jim Spavital, B. Oklahoma State
2. Bill Smith, T. North Carolina
3. Jay Smith, E. Southern Mississippi
4. Choice to Pittsburgh
5. Jim Cason, B. Louisiana State
6. Jim Camp, B. North Carolina
7. Choice to N.Y. Giants
8. Carl Weisner, E. St. Louis
9. Gene Corum, G. West Virginia
10. Clarence Self, B. Wisconsin
11. John Hailor, B. Appalachian State
12. Bob Hailor, B. Loras
13. George Petrovich, T. Texas
14. Jim Still, B. Georgia Tech
15. Clay Davis, C. Oklahoma State
16. Harry Caughron, T. William & Mary
17. Jerry Davis, B. Southeastern Louisiana
18. Gene Dwyer, E. St. Ambrose
19. Harry Waters, B. Colorado College
20. Dick Monroe, C. Kansas
21. H.M. (Hindu) Reynolds, E. S. Mississippi
22. Dick Wedel, G. Wake Forest
23. Paul Shouls, B. Miami (Ohio)
24. Fred Wenit, B. Texas-El Paso
25. Doug Belden, B. Florida
26. Ray Stackhouse, T. Xavier
27. Bernie Reid, G. Georgia
28. Jim Powell, E. Tennessee
29. Bob Poldor, B. Villanova
30. Bill Fischer, G. Notre Dame

(Draft History continued on page 388)

1947

(Drafted sixth)

1. DeWitt (Tex) Coulter, T, Army
 2. Eral Allen, B, Kentucky
 3. choice to Chicago Bears
 4. Ben Raimondi, B, Indiana
 5. Howard Turner, B, North Carolina State
 6. George Maddock, T, Northwestern
 7. Art Dulemeier, B, Illinois
 8. Ray Ramsey, B, Bradley
 9. Dave Wallace, B, Oklahoma
 10. Charley Sarritt, B, Oklahoma
 11. Hardin Cooper, T, Tulsa
 12. Carl Russ, B, Rice
 13. Buddy Mulligan, B, Duke
 14. Charlie Smith, B, Georgia
 15. Bob Ravensburg, E, Indiana
 16. Barney Barnett, E, N.E. Oklahoma
 17. Scotty Deeds, B, Brigham Young
 18. Clarence Esser, T, Wisconsin
 19. Shelton Ballard, C, Louisiana State
 20. Wade Walker, T, Oklahoma
 21. Tom Carroll, T, Minnesota
 22. Tom Dorsey, B, Brown
 23. Otto Schnellbacher, E, Kansas
 24. Larry Joe, B, Penn State
 25. Dick Abrams, B, Washington State
 26. Joe Smith, E, Texas Tech
 27. Tony Rotunno, B, St Ambrose
 28. Clyde Lindsey, E, Louisiana State
 29. Bob Callahan, C, Michigan
 30. Johnny Karamigios, B, Denver
4. Corwin Clatt, B, Notre Dame
 5. Ziggy Czarowski, T, Notre Dame
 6. John Harrington, E, Marquette
 7. Gene Meeks, B, Kentucky
 8. Bill Huber, E, Notre Dame
 9. Halley Heard, T, Louisiana State
 10. Bob Cowan, B, Indiana
 11. Elmore (Buddy) Luper, B, Duke
 12. Solon (Bobo) Barnett, G, Baylor
 13. Gordon Carver, B, Duke
 14. John Cannady, B, Indiana
 15. Ben Cittadino, E, Duke
 16. Ralph Strayhorn, G, North Carolina
 17. John Andretich, B, Purdue
 18. John Kramer, T, Marquette
 19. J.D. (Red) Cheek, G, Baylor
 20. Fred Grant, B, Wake Forest
 21. Johnny Cook, B, Georgia
 22. Ardie McClure, T, Georgia
 23. Hugo Norige, B, Wooster
 24. Gene (Red) Knight, B, Louisiana State
 25. Don Fambrough, B, Texas
 26. Garland (Buildgo) Williams, T, Duke
 27. Ed Dusek, B, Texas A&M
 28. Otto Payne, B, Texas
 29. Did not draft
 30. Did not draft

1946

(Drafted first)

1. Dub Jones, B, Tulane
2. Mac Wenskunas, C, Illinois
3. Elmer Angsman, B, Notre Dame
4. Ham Nichols, G, Rice
5. Joe Golding, B, Oklahoma
6. Len Dickey, T, Texas A&M
7. Pat Lenshan, E, Tennessee
8. Phil Tinsley, E, Alabama
9. J.C. Colhouer, G, Oklahoma State
10. Tom Barber, T, Tennessee-Chattanooga
11. Dick Loeple, T, Wisconsin
12. Venton Yablonski, B, Columbia
13. Lee Lewis, B, Washington
14. Bob Russell, B, Miami (Ohio)
15. Fred Rovai, G, Notre Dame
16. Ray Evans, T, Texas-El Paso
17. Bob Loubie, B, Miami (Ohio)
18. Frank Irwin, T, Duke
19. Pride Ratteree, G, Wake Forest
20. Bill Heywood, B, Notre Dame
21. Al Taught, B, Miami (Ohio)
22. Clem Andrulewicz, T, Villanova
23. Adam Rakowski, E, Pennsylvania
24. Jack McKenzie, B, Northwestern
25. Tom Worthington, T, Tulsa
26. Jim Vugrin, G, Tennessee
27. Jesse Herschberger, E, S. Methodist
28. Newman Ledbetter, T, Texas Tech
29. Alton Baldwin, E, Arkansas
30. Jim LaRue, B, Duke

1945

(Drafted first)

1. Charley Trippi, B, Georgia
2. Paul Collins, B, Missouri
2. Wait Watt, B, Miami
3. Bob Dobeinstein, G, Tennessee
3. Zeke Chronister, E, Texas Christian

10. Paul Hirsbrunner, T, Wisconsin
11. Bill Baumgarner, E, Minnesota
12. Gerard (Buster) Ramsey, G, Wm. & Mary
13. Earl Doloway, B, Indiana
14. Nick Burke, G, Northwestern
15. Bill Campbell, B, Oklahoma
16. Clarence Booth, T, Southern Methodist
17. Elvis (Boots) Simmons, E, Texas A&M
18. Roy Ericson, G, Villanova
19. George (Locomotive) Smith, B, Villanova
20. George Sutch, B, Temple
21. Cliff Kinsey, B, Georgia
22. Weldon Humble, G, Rice
23. Cal Purdin, B, Tulsa
24. Eddie McGovern, B, Illinois
25. Al Druis, G, Temple
26. Ken MacDonald, C, Rutgers
27. Bill Edwards, G, Louisiana State
28. Pete Hecomovich, B, Idaho
29. Did not draft
30. Did not draft

1942

(Drafted second)

1. Steve Lach, B, Duke
- Lloyd Cheatham, B, Auburn
2. Wilson (Bud) Schwank, B, Wash. (Mo.)
- Vince Banonis, C, Detroit
3. Bob Reinhard, T, California
4. Chaf Daniel, G, Texas
5. Rupe Thornton, G, Santa Clara
6. Doug Renzel, B, Marquette
7. Chet Wetterlund, B, Illinois Wesleyan
8. Jud Ringer, E, Minnesota
9. Jim Fitzharris, E, St. Thomas (Minn.)
10. Dick Brye, T, Marquette
11. Charley Givler, G, Wake Forest
12. Hugh Swink, T, Oklahoma State
13. Mary Harshman, B, Pacific Lutheran
14. George Arabian, B, St. Mary's (Calif.)
15. Jackie Crain, B, Texas
16. Carl Suntheimer, C, North Carolina
17. Jimmy Nelson, B, Alabama
18. Norvell Wallach, T, Missouri
19. Did not draft
20. Did not draft

1941

(Drafted second)

1. John Kimbrough, B, Texas A&M
2. Paul Christman, QB, Missouri
3. Bob Fox, B, Tennessee
4. John Clement, B, Southern Methodist
5. Ray Apolskis, C, Marquette
6. Marshall Robnett, G, Texas A&M
7. John Kuzman, T, Fordham
8. George Kracum, B, Pittsburgh
9. Tom Vargo, E, Penn State
10. Ray Mallouf, B, Southern Methodist
11. Jack Sommers, C, UCLA
12. Charley Armstrong, B, Mississippi College
13. Wayne Pitts, B, Arizona State
14. Joe Lokanc, G, Northwestern
15. Claude White, C, Ohio State
16. Gates Kimball, T, North Carolina
17. Ray Schultz, G, Missouri
18. Fred Harris, T, Southern Methodist
19. Mel Aussieker, B, St. Louis
20. Frank Platt, T, Penn State

1943

(Drafted third)

1. Glenn Dobbs, B, Tulsa
2. Johnny Grigas, B, Holy Cross
3. Don Currian, E, Boston College
3. Al Hust, E, Tennessee
4. George Hecht, G, Alabama
4. Al Klug, T, Marquette
5. Stan Mauldin, T, Texas
6. Bill Godwin, C, Georgia
7. Moffatt Storer, B, Duke
8. Fondren Mitchell, B, Florida
9. Emil Lussow, E, Duquesne

1940

(Drafted first)

- George Galego, B. Tennessee
- George (Snuffy) Stirnweiss, B. North Carolina
- Lloyd Madden, B. Colorado Mines
- Cecil (Jack) Shirk, E. Oklahoma
- Marty Christiansen, B. Minnesota
- Vic Reginato, E. Oregon
- Andy Chisick, C. Villanova
- Ben Kish, B. Pittsburgh
- Luke Pappas, T. Utah
- Jack Roche, B. Santa Clara
- Bill Davis, T. Texas Tech
- Stan Anderson, T. Stanford
- Alton Copping, E. Oklahoma
- Judson Hudson, B. Davis & Elkins
- Joe Ziemba, E. St. Benedict
- Beryl Clark, B. Oklahoma
- Ralph Foster, T. Oklahoma A&M
- Lowell Bryant, B. Clemson
- Russ Buckley, B. Gustavus-Adolphus
- Rupert Pate, T. Wake Forest

1939

(Drafted first)

- Ki Aldrich, C. Texas Christian
- Marshall (Biggie) Goldberg, B. Pittsburgh
- Alvord Wolff, T. Santa Clara
- Hal (Curly) Stebbins, B. Pittsburgh

- Bill Daddio, E. Pittsburgh
- George Faust, B. Minnesota
- Bill Dwyer, B. New Mexico
- Sherm Hinkebein, C. Kentucky
- Earl Brown, E. Notre Dame
- Earl Crowder, OB. Oklahoma
- Bowden Wyatt, E. Tennessee
- Jim Thomas, G. Oklahoma
- Andy Sabados, G. The Citadel
- Blase Mlatovich, T. San Francisco
- Russ Clarke, G. Santa Clara
- Gus Goins, E. Clemson
- Everett Elkins, B. Marshall
- Frank Huffman, E. Marshall
- Mike Kochel, G. Fordham
- Tom Rice, T. San Francisco

1938

(Drafted fifth)

- Jack Robbins, B. Arkansas
- Milt Popovich, B. Montana
- Frank Patrick, B. Pittsburgh
- Bob Herwig, C. California
- Al Barabatsky, T. Fordham
- Joe Brunansky, T. Duke
- Ed Cherry, B. Hardin-Simmons
- Leon Lavington, E. Colorado
- Phil Dougherty, C. Santa Clara
- Dwight Sloan, B. Arkansas
- Bob Kenderline, E. Indiana
- Bob Mauthner, C. Holy Cross

1937

(Drafted third)

- Ray (Buzz) Buivid, B. Marquette
- Gaynell Tinsley, E. Louisiana State
- Art Guepe, B. Marquette
- H.K. (Bucky) Bryan, B. Tulane
- Harn Harmon, C. Tulsa
- Phil Dickens, B. Tennessee
- Herm Dickerson, B. Virginia Tech
- John Reynolds, C. Baylor
- Dwight Hafele, E. Washington (Mo.)
- Middleton Fitzsimmons, G. Georgia Tech

1936

(Drafted fifth)

- Jim Lawrence, B. Texas Christian
- Gomer Jones, C. Ohio State
- Eddie Erdelatz, E. St. Mary's (Calif.)
- Ed Brett, E. Washington State
- Stan Riordan, E. Oregon
- Ettore Antonini, E. Indiana
- Tack Dennis, B. Tulsa
- Ross Carter, G. Oregon
- Niels Larsen, T. Stanford

*Future draft choice

Draftees By School

A

Abilene Christian	3
Alabama	20
Alabama State	1
Albany State (Ga.)	1
Alcorn State	1
Alfred	1
Allen (South Carolina)	1
Appalachian State	2
Arizona	5
Arizona State	9
Arkansas	17
Arkansas AM&N	1
Arkansas Central	1
Arkansas State	3
Arkansas-Pine Bluff	1
Arlington State	1
Army	1
Auburn	21

B

Baldwin-Wallace	1
Ball State	2
Baylor	14
Bethune-Cookman	1
Bishop (Tex.)	1
Black Hills (S.D.)	1
Bluefield State (W.Va.)	1
Boise State	1
Boston College	2
Boston University	2
Bowling Green	8
Bradley	3
Brigham Young	7
Brown	4
Bucknell	1

C

Cal-Poly San Luis Obispo	1
California State-Fullerton	1
California	12
California-Davis	1
Carolina College	1
Central Michigan	2
Central State (Okla.)	3
Cincinnati	3
Clarion	1
Clemson	13
Colorado	14
Colorado College	1
Colorado Mines	1
Colorado State	6
Columbia	1
Concordia (Minn.)	1
Cornell	1
Cornell (Ia.)	1

D

Dartmouth	1
Davidson	1
Davis & Elkins	1
Dayton	1
Delaware	1
Denison	2
Denver	1
Detroit	3
Drake	3
Dubuque	1
Duke	19

E

East Carolina	1
East New Mexico	1
East Tennessee State	1
East Texas State	3
Eastern Illinois	1
Eastern Kentucky	3
Eastern Michigan	1
Emporia State	1
Evansville	1

F

Fairmont State	1
Findlay (O.)	1
Fisk	1
Florida	9
Florida A&M	3
Florida State	7
Fordham	3
Fresno State	6
Furman	5

G

Georgetown	1
Georgia	18
Georgia Tech	11
Grambling State	2
Grays Harbor J.C. (Wash.)	1
Gustavus-Adolphus	1

(Draftees By School continued on page 390)

(Draftees By School continued from page 389)

H	
Hamline (Minn.)	1
Hardin-Simmons	6
Harvard	2
Hawaii	3
Henderson State	1
Holy Cross	5
Houston	4
Howard Payne	2

I	
Idaho	6
Illinois	15
Illinois State	1
Illinois Wesleyan	1
Indiana	22
Indiana State	2
Iowa	8
Iowa State	9

J	
Jackson State	1

K	
Kansas	9
Kansas State	11
Kent State	3
Kentucky	12
Kentucky State	1

L	
Lamar	3
Langston (Okla.)	1
Lehigh	2
Lenoir-Rhyne	1
Long Beach State	2
Loras	1
Los Angeles State	1
Louisiana State	17
Louisiana Tech	5
Louisville	4
Loyola (N.O.)	1

M	
Marquette	14
Marshall	4
Maryland	8
McNeese State	4
Memphis	2
Memphis State	4
Merchant Marine Academy	1
Miami (Fla.)	9
Miami (O.)	8
Michigan	11
Michigan State	14
Middlebury	1
Minnesota	13
Minnesota-Duluth	1
Mississippi	5
Mississippi College	1
Mississippi State	7
Missouri	18
Montana	3
Montana State	4
Montana Tech	1

N	
Navy	2
Nebraska	15
New Hampshire	2
New Mexico	6

New Mexico State	6
Newberry (S.C.)	1
None	1
North Alabama	1
North Carolina	13
North Carolina A&T	2
North Carolina State	10
North Dakota State	1
North Texas State	4
Northeast Louisiana	1
Northeastern	1
Northeastern Oklahoma	1
Northern Illinois	2
Northwest Missouri State	1
Northwestern	16
Northwest Louisiana	1
Northwestern State	2
Notre Dame	26

O	
Ohio	1
Ohio State	16
Oklahoma	36
Oklahoma A&M	1
Oklahoma State	8
Oregon	6
Oregon State	3

P	
Pacific	2
Pacific Lutheran	1
Penn State	11
Pennsylvania	1
Pittsburg State (Kan.)	1
Pittsburgh	10
Pomona	1
Portland State	3
Prairie View	1
Presbyterian	1
Princeton	3
Puget Sound	1
Purdue	11

R	
Redlands (Calif.)	1
Rice	7
Richmond	2
Ripon (Wisc.)	1
Rutgers	2

S	
Sam Houston State	3
San Diego State	2
San Francisco	5
San Jose State	6
Santa Barbara	1
Santa Clara	7
Southern Methodist	14
South Carolina	1
South Carolina State	1
South Dakota	3
South Florida	1
Southeast Missouri State	2
Southeast Oklahoma State	1
Southeast Louisiana	4
Southern	2
Southern California	10
Southern Illinois	1
Southern Mississippi	7
Southwest Missouri State	1
Southwest Texas State	2
Southwest Louisiana	1

St. Ambrose	2
St. Benedict's	1
St. Francis (Ill.)	1
St. John's (Minn.)	1
St. Louis	2
St. Mary's (Calif.)	2
St. Thomas (Minn.)	1
Stanford	4
Stephen F. Austin	3
Syracuse	8

T	
Tampa	1
Texas Christian	7
Temple	2
Tennessee	17
Tennessee State	2
Tennessee-Chattanooga	3
Tennessee-Martin	1
Texas	21
Texas A&I	4
Texas A&M	18
Texas Tech	8
Texas-El Paso	6
The Citadel	3
Toledo	3
Trinity (Tex.)	2
Tulane	6
Tulsa	11
Tuskegee (Alabama)	1


U	
U.S. International	1
UCLA	11
Utah	9
Utah State	5

V	
Vanderbilt	9
Villanova	5
Virginia	4
Virginia Tech	5
Virginia Union	1

W	
Wabash	1
Wake Forest	15
Washington	16
Washington (Mo.)	3
Washington State	11
Wenatchee Valley J.C. (Wash.)	1
West Texas State	4
West Virginia	7
Western Carolina	1
Western Illinois	2
Western Kentucky	2
Western Michigan	3
Western Ontario	1
Wichita State	2
William & Mary	5
Wisconsin	17
Wofford	1
Wooster	1
Wyoming	10

X	
Xavier	3

Y	
Yale	1
Yankton (S.D.)	2
Youngstown State	1



RECORDS

Single Game Bests

Rushing

(All 100-yard games)

- 214 ...LeShon Johnson at New Orleans, Sept. 22, 1996 (21 carries)
- 203 ...John David Crow vs. Pittsburgh, Dec. 18, 1960 (24 carries)
- 193 ...Otis Anderson vs. Dallas, Sept. 2, 1979 (21 carries)
- 182 ...Wayne Morris at Minnesota, Nov. 6, 1977 (27 carries)
- 179 ...Stump Mitchell vs. Philadelphia, Dec. 17, 1985 (22 carries)
- 177 ...Otis Anderson vs. Buffalo, Nov. 15, 1981 (27 carries)
- 176 ...Bill Triplett at N.Y. Giants, Oct. 31, 1965 (23 carries)
- 174 ...Adrian Murrell at Philadelphia, Dec. 13, 1998 (32 carries)
- 173 ...Thomas Jones at Seattle, Sept. 15, 2002 (24 carries)
- 168 ...Otis Anderson at N.Y. Giants, Nov. 11, 1980 (31 carries)
- 164 ...Otis Anderson vs. Minnesota, Nov. 4, 1979 (25 carries)
- 163 ...Ollie Matson vs. Washington, Nov. 21, 1954
- 162 ...Willis Crenshaw at N.Y. Giants, Dec. 8, 1968 (28 carries)
- 160 ...Ronald Moore vs. Philadelphia, Nov. 7, 1993 (36 carries)
- 158 ...Stump Mitchell vs. New Orleans, Dec. 8, 1985 (28 carries)
- 157 ...John David Crow at Washington, Nov. 20, 1960 (17 carries)
- 156 ...Johnny Johnson vs. N.Y. Giants, Dec. 12, 1992 (36 carries)
- Otis Anderson vs. Philadelphia, Dec. 18, 1983 (23 carries)
- 155 ...Ollie Matson vs. Washington, Nov. 20, 1957
- 151 ...Otis Anderson vs. Philadelphia, Sept. 28, 1980 (27 carries)
- 148 ...Stump Mitchell vs. Houston, Oct. 27, 1985 (21 carries)
- 147 ...Jim Otis at Chicago, Dec. 14, 1975 (33 carries)
- 146 ...Johnny Johnson at Indianapolis, Dec. 20, 1992 (28 carries)
- MacArthur Lane vs. Washington, Sept. 27, 1970 (28 carries)
- Elmer Angsman vs. Green Bay, Oct. 10, 1948
- 145 ...Adrian Murrell at vs. Philadelphia, Sept. 20, 1998 (22 carries)
- Stump Mitchell at Philadelphia, Dec. 5, 1982 (25 carries)
- Charley Trippi at Chicago Bears, Dec. 16, 1951
- 143 ...John David Crow vs. Dallas, Oct. 23, 1960 (24 carries)
- 140 ...Otis Anderson vs. N.Y. Giants, Dec. 9, 1979 (29 carries)
- Jim Otis at Seattle, Sept. 12, 1976 (27 carries)
- 136 ...Anthony Thompson vs. New England, Nov. 25, 1990 (28 carries)
- Otis Anderson at New England, Dec. 2, 1994 (30 carries)
- Otis Anderson vs. Minnesota, Oct. 30, 1983 (24 carries)
- Joe Childress at Philadelphia, Sept. 22, 1963 (29 carries)
- John David Crow at Washington, Nov. 20, 1960 (15 carries)
- 135 ...Marcel Shipp vs. Oakland, Nov. 24, 2002 (16 carries)
- Ronald Moore vs. N.Y. Giants, Dec. 26, 1993 (23 carries)
- Prentice Gault at Philadelphia, Oct. 1, 1961 (15 carries)
- 134 ...John David Crow at Philadelphia, Oct. 9, 1960 (16 carries)
- 133 ...Michael Pittman vs. Detroit, Nov. 14, 1999 (23 carries)
- Otis Anderson at Philadelphia, Sept. 25, 1983 (29 carries)
- Terry Metcalf at Philadelphia, Sept. 16, 1973 (16 carries)
- 132 ...MacArthur Lane vs. New Orleans, Oct. 11, 1970 (16 carries)
- 130 ...Otis Anderson vs. Seattle, Nov. 13, 1983 (29 carries)
- Otis Anderson at Baltimore, Nov. 22, 1981 (29 carries)
- Donny Anderson vs. N.Y. Giants, Oct. 28, 1973 (18 carries)
- Johnny Roland at Washington, Nov. 5, 1967 (25 carries)**
- Ollie Matson vs. Pittsburgh, Nov. 5, 1955
- Charley Trippi vs. Washington, Sept. 26, 1949
- 129 ...Stump Mitchell vs. Washington, Dec. 21, 1985 (12 carries)
- Otis Anderson vs. San Francisco, Dec. 2, 1979 (27 carries)
- 128 ...Cid Edwards vs. Pittsburgh, Nov. 30, 1969 (13 carries)
- Bill Thornton at Philadelphia, Nov. 22, 1964 (12 carries)
- 126 ...Ronald Moore vs. L.A. Rams, Dec. 5, 1993 (29 carries)
- Stump Mitchell at Tampa Bay, Oct. 12, 1986 (20 carries)
- Otis Anderson at New Orleans, Oct. 5, 1980 (22 carries)
- George Grosvenor vs. Chicago Bears, Nov. 28, 1936
- 125 ...MacArthur Lane at Philadelphia, Oct. 18, 1970 (15 carries)
- Charley Trippi vs. N.Y. Giants, Oct. 30, 1949
- 124 ...Johnny Roland vs. N.Y. Giants, Sept. 17, 1967 (21 carries)
- 123 ...Stump Mitchell vs. San Francisco, Sept. 18, 1983 (8 carries)
- Wayne Morris at Washington, Nov. 19, 1978 (36 carries)
- 122 ...Garrison Hearst at N.Y. Giants, Oct. 8, 1995 (23 carries)**
- Otis Anderson at Atlanta, Nov. 28, 1982 (20 carries)
- Otis Anderson at Washington, Nov. 1, 1981 (18 carries)
- Otis Anderson vs. Washington, Dec. 21, 1980 (22 carries)
- Johnny Roland at Minnesota, Oct. 8, 1967 (17 carries)**
- 121 ...Garrison Hearst at Detroit, Sept. 17, 1995 (22 carries)
- Donny Anderson vs. N.Y. Giants, Nov. 11, 1972 (22 carries)
- 120 ...Johnny Johnson vs. Dallas, Oct. 14, 1990 (19 carries)
- 119 ...Otis Anderson at Indianapolis, Sept. 16, 1984 (23 carries)
- Otis Anderson at L.A. Raiders, Dec. 11, 1983 (24 carries)
- Terry Metcalf vs. Washington, Dec. 10, 1977 (19 carries)
- Jim Otis at New York Giants, Dec. 12, 1976 (28 carries)
- 118 ...Ronald Moore at Washington, Oct. 16, 1995 (28 carries)
- John David Crow vs. Dallas, Dec. 9, 1962 (18 carries)
- 117 ...Pat Harder vs. New York Yanks, Nov. 13, 1949
- 116 ...Jim Otis vs. Philadelphia, Oct. 19, 1975 (23 carries)
- Johnny Roland at N.Y. Giants, Nov. 28, 1971 (24 carries)**
- Elmer Angsman vs. Detroit, Oct. 23, 1949
- 115 ...Jim Otis at Philadelphia, Nov. 7, 1976 (27 carries)
- 113 ...Otis Anderson vs. San Diego Nov. 20, 1983 (28 carries)
- Terry Metcalf at Seattle, Sept. 12, 1976 (16 carries)
- 112 ...Otis Anderson at Philadelphia, Nov. 18, 1979 (17 carries)
- Jerry Latin at Detroit, Dec. 21, 1975 (15 carries)
- Pat Harder vs., Chicago Bears, Dec. 1, 1946
- 111 ...Otis Anderson at N.Y. Giants, Nov. 18, 1984 (24 carries)
- Derrick McAdoo at San Francisco, Oct. 18, 1987 (23 carries)
- Stump Mitchell vs. N.Y. Giants, Dec. 13, 1987 (26 carries)
- 110 ...Stump Mitchell at Cincinnati, Sept. 4, 1988 (22 carries)
- Stump Mitchell at Tampa Bay, Sept. 18, 1988 (18 carries)
- Earl Ferrell vs. Cleveland, Oct. 23, 1988 (18 carries)
- Earl Ferrell at Dallas, Oct. 30, 1988 (19 carries)
- Otis Anderson at Dallas, Oct. 7, 1984 (25 carries)
- Otis Anderson vs. N.Y. Giants, Dec. 26, 1982 (30 carries)
- 109 ...Stump Mitchell vs. Miami, Sept. 30, 1984 (20 carries)
- Otis Anderson vs. Washington, Dec. 12, 1982 (15 carries)
- Otis Anderson at Houston, Oct. 7, 1979 (16 carries)
- Otis Anderson at N.Y. Giants, Sept. 9, 1979 (31 carries)
- Jim Otis vs. San Francisco, Oct. 31, 1976 (23 carries)
- Jim Otis vs. Washington, Nov. 16, 1975 (23 carries)
- Terry Metcalf vs. N.Y. Giants, Oct. 5, 1975 (15 carries)
- Johnny Roland at Washington, Oct. 23, 1966 (20 carries)**
- Earl Ferrell vs. Washington, Sept. 25, 1988 (19 carries)
- 108 ...Johnny Johnson at N.Y. Giants, Oct. 21, 1990 (30 carries)
- Stump Mitchell vs. N.Y. Giants, Oct. 24, 1983 (24 carries)
- 107 ...Michael Pittman vs. Cleveland, Oct. 8, 2000 (16 carries)
- Adrian Murrell vs. Washington, Nov. 8, 1998 (23 carries)
- Otis Anderson vs. Kansas City, Nov. 23, 1980 (16 carries)
- Jim Otis vs. Baltimore, Dec. 4, 1976 (29 carries)
- 106 ...Otis Anderson at Kansas City, Oct. 2, 1983 (21 carries)
- Johnny Roland vs. New Orleans, Dec. 3, 1967 (21 carries)**
- 105 ...Otis Anderson at Washington, Nov. 11, 1979 (25 carries)
- Otis Anderson at Dallas, Oct. 21, 1979 (20 carries)
- 104 ...Otis Anderson vs. Green Bay, Sept. 29, 1985 (20 carries)
- Charley Trippi vs. Boston, Oct. 24, 1948
- 103 ...Garrison Hearst vs. Minn., Nov. 12, 1995 (18 carries)**
- Johnny Johnson vs. Green Bay Nov. 18, 1950 (15 carries)
- Charley Trippi vs. Detroit, Nov. 7, 1948
- 102 ...Johnny Johnson vs. San Francisco, Nov. 1, 1992 (26 carries)
- Otis Anderson at Philadelphia, Dec. 20, 1981 (19 carries)
- Wayne Morris at New Orleans, Oct. 5, 1980 (22 carries)
- Donny Anderson vs. Chicago, Oct. 29, 1972 (18 carries)
- Bill Triplett vs. Cleveland, Dec. 1, 1963 (16 carries)
- 101 ...Jim Otis vs. N.Y. Giants, Oct. 5, 1975 (20 carries)
- Stump Mitchell vs. Washington, Dec. 6, 1987 (20 carries)
- Stump Mitchell at Tampa Bay, Dec. 20, 1987 (23 carries)
- 100 ...Otis Anderson at Dallas, Nov. 16, 1980 (31 carries)
- Terry Metcalf at Atlanta, Dec. 9, 1973 (18 carries)

Passing

- 522 ...Boomer Esiason at Washington, Nov. 10, 1996 (35-59)**
 468 ...Neil Lomax at Washington, Dec. 16, 1984 (37-46)
 465 ...Jake Plummer vs. Dallas, Nov. 15, 1998 (31-56)
 457 ...Neil Lomax at San Diego, Sept. 20, 1987 (32-61)
 431 ...Steve Beuerlein at Seattle, Dec. 19, 1993 (34-53)**
 428 ...Charley Johnson vs. Pittsburgh, Oct. 13, 1963 (21-42)
 413 ...Dave Krieg vs. Atlanta, Nov. 26, 1995 (27-43)*
 396 ...Jake Plummer vs. Green Bay, Jan. 2, 2000 (35-57)
 394 ...Jake Plummer vs. New Orleans, Dec. 20, 1998 (32-44)
 390 ...Neil Lomax at Philadelphia, Dec. 7, 1986 (30-48)**
 388 ...Jake Plummer at N.Y. Giants, Nov. 16, 1997 (22-33)
 Neil Lomax vs. Dallas, Nov. 11, 1984 (27-52)
 386 ...Charley Johnson vs. Philadelphia, Dec. 16, 1962 (17-32)
 385 ...Neil Lomax at Green Bay, Jan. 8, 1983 (32-51)*
 384 ...Neil Lomax vs. Philadelphia, Dec. 11, 1988 (29-50)
 383 ...Chris Chandler at Dallas, Sept. 20, 1992 (28-43)
 Charley Johnson at Philadelphia, Sept. 19, 1965 (20-43)
 381 ...Timm Rosenbach vs. N.Y. Giants, Dec. 23, 1990 (23-41)
 374 ...Charley Johnson vs. New Orleans, Nov. 2, 1969 (20-37)
 371 ...Charley Johnson vs. Philadelphia, Dec. 13, 1964 (28-49)
 369 ...Neil Lomax at Atlanta, Nov. 29, 1987 (25-42)
 367 ...Boomer Esiason vs. Philadelphia, Nov. 24, 1996 (24-43)
 366 ...Kent Graham vs. St. Louis, Sept. 27, 1996 (37-58)**
 365 ...Charley Johnson at N.Y. Giants, Nov. 4, 1962 (26-41)
 361 ...Neil Lomax vs. Washington, Oct. 21, 1984 (20-38)
 354 ...Neil Lomax at Dallas, Oct. 7, 1984 (19-29)
 353 ...Neil Lomax vs. N.Y. Giants, Nov. 13, 1988 (23-35)
 Jim Hart vs. Minnesota, Nov. 11, 1974 (28-42)
 Jim Hart vs. Pittsburgh, Nov. 10, 1968 (17-40)
 346 ...Jim Hart vs. Dallas, Oct. 17, 1976 (22-33)
 344 ...Jim Hart vs. Atlanta, Nov. 9, 1980 (25-43)
 342 ...Neil Lomax at L.A. Rams, Oct. 2, 1988 (28-43)
 341 ...Neil Lomax vs. L.A. Rams, Nov. 4, 1984 (34-52)
 339 ...Kent Graham at Tampa Bay, Sept. 28, 1997 (31-52)
 337 ...Jake Plummer vs. Washington, Dec. 7, 1997 (19-38)
 334 ...Jake Plummer vs. Detroit, Nov. 18, 2001 (21-33)
 Steve Beuerlein at San Francisco, Oct. 24, 1993 (26-50)
 Jim Hart vs. Philadelphia, Dec. 17, 1972 (19-30)

Running back LeShon Johnson stunned the Saints with his franchise-record 214 rushing yards in 1996.



- 333 ...Jim Hart vs. Atlanta, Dec. 17, 1978 (22-40)
 332 ...Neil Lomax at Washington, Oct. 16, 1988 (26-44)
 329 ...Jim Hart at Cincinnati, Nov. 25, 1979 (23-38)
 324 ...Dave Krieg at Dallas, Sept. 24, 1995 (24-33)
 Jim Hart at L.A. Rams, Nov. 14, 1976 (20-33)
 323 ...Neil Lomax vs. San Francisco, Nov. 6, 1988 (25-41)
 322 ...Jim Hart vs. N.Y. Giants, Sept. 7, 1980 (18-31)
 320 ...Buddy Humphrey vs. N.Y. Giants, Nov. 21, 1965 (22-39)
 Paul Chrisman vs. Detroit, Sept. 28, 1947
 319 ...Neil Lomax at Dallas, Nov. 28, 1985 (28-43)
 318 ...Jake Plummer at N.Y. Giants, Nov. 3, 2000 (28-49)
 317 ...Jay Schroeder at Atlanta, Dec. 24, 1995 (26-42)
 Jim Hart vs. Green Bay, Oct. 30, 1967 (16-29)
 315 ...Charley Johnson vs. Philadelphia, Dec. 8, 1963 (14-29)
 314 ...Neil Lomax at Dallas, Dec. 27, 1987 (28-54)
 Neil Lomax vs. Tampa Bay, Nov. 8, 1987 (25-36)
 Jim Hart at Dallas, Sept. 28, 1975 (15-32)
 313 ...Jim Hart vs. Detroit, Oct. 1, 1967 (19-27)
 312 ...Tom Tupa vs. New England, Sept. 29, 1991 (17-28)
 310 ...Charley Johnson at Cleveland, Nov. 26, 1965 (11-19)
 308 ...Dave Krieg vs. Kansas City, Oct. 1, 1995 (25-41)
 Neil Lomax vs. Miami, Sept. 30, 1984 (22-37)
 306 ...Jim Hart vs. Washington, Sept. 23, 1979 (24-43)
 Charley Johnson at Cleveland, Oct. 26, 1969 (15-30)
 Charley Johnson at N.Y. Giants, Nov. 1, 1964 (15-29)
 Pat Coffey vs. Chicago Bears, 1937
 305 ...Dave Krieg at N.Y. Giants, Oct. 8, 1995 (23-38)**
 Jim Hart at Wash., Nov. 1, 1981 (24-39)
 302 ...Charley Johnson vs. Dallas, Dec. 9, 1962 (13-27)
 301 ...Timm Rosenbach vs. Philadelphia, Dec. 29, 1990 (19-31)
 Charley Johnson vs. Pittsburgh, Oct. 13, 1963 (21-42)
 300 ...Neil Lomax vs. N.Y. Giants, Dec. 9, 1984 (23-33)

Receiving

- 256 ...Sonny Randle at N.Y. Giants, Nov. 4, 1962 (16 rec., 1 TD)
 212 ...Jackie Smith vs. Pittsburgh, Oct. 13, 1963 (9 rec., 2 TD)
 198 ...Sonny Randle at Cleveland, Sept. 26, 1965 (7 rec., 3 TD)
 197 ...John Gilliam at Pittsburgh, Oct. 6, 1969 (10 rec., 1 TD)
 196 ...Roy Green at Washington, Dec. 16, 1984 (8 rec., 2 TD)
 192 ...John Gilliam at Cleveland, Oct. 26, 1969 (4 rec., 3 TD)
 190 ...Frank Sanders vs. Dallas, Nov. 15, 1998 (11 rec., 1 TD)
 189 ...Roy Green at Dallas, Oct. 7, 1984 (8 rec., 2 TD)
 188 ...Rob Moore vs. Pittsburgh, Nov. 30, 1997 (8 rec.)
 Frank Sanders at N.Y. Giants, Nov. 16, 1997 (9 rec., 1 TD)
 187 ...Mel Gray at N.Y. Giants, Oct. 25, 1975 (7 rec., 2 TD)
 184 ...David Boston at Cincinnati, Dec. 3, 2000 (9 rec., 2 TD)
 183 ...Roy Green at Indianapolis, Sept. 16, 1984 (8 rec., 2 TD)
 Dave Stief vs. Atlanta, Dec. 17, 1978 (9 rec., 1 TD)
 176 ...Roy Green vs. N.Y. Giants, Nov. 13, 1988 (9 rec., 1 TD)
 175 ...Taz Anderson vs. Philadelphia, Dec. 16, 1962 (8 rec.)
 170 ...Roy Green vs. Dallas, Sept. 19, 1982 (10 rec., 1 TD)
 166 ...Roy Green at Seattle, Sept. 17, 1989 (8 rec., 3 TD)
 Roy Green vs. Chicago, Oct. 14, 1984 (6 rec.)
 John Gilliam vs. Philadelphia, Nov. 21, 1971 (6 rec.)
 165 ...Bob Shaw vs. Baltimore, Oct. 2, 1950 (8 rec., 5 TD)
 164 ...Dave Williams vs. New Orleans, Nov. 2, 1969 (8 rec., 4 TD)
 163 ...Roy Green vs. Washington, Oct. 21, 1984 (6 rec., 2 TD)
 Don Stonesler vs. Washington, Nov. 21, 1954
 162 ...Woodley Lewis at Philadelphia, Dec. 15, 1957 (6 rec., 3 TD)
 160 ...Mal Kutner vs. Detroit, Sept. 28, 1947

Sacks

- 4.5 ...Curtis Greer vs. Philadelphia, Dec. 18, 1983
 3.0 ...Simeon Rice at Philadelphia, Nov. 19, 2000
 3.0 ...Ken Harvey at Washington, Sept. 12, 1993
 3.0 ...Ken Harvey at Dallas, Nov. 3, 1991
 3.0 ...Ken Harvey at Atlanta, Dec. 9, 1990
 3.0 ...Freddie Joe Nunn at Dallas, Oct. 30, 1988
 3.0 ...Freddie Joe Nunn at Tampa Bay, Dec. 20, 1987
 3.0 ...Curtis Greer vs. Dallas, Sept. 13, 1987
 3.0 ...Al Baker vs. Philadelphia, Dec. 18, 1983
 3.0 ...E.J. Junior at N.Y. Giants, Dec. 4, 1983
 3.0 ...David Galloway vs. Seattle, Nov. 13, 1983
 3.0 ...Curtis Greer vs. Dallas, Sept. 11, 1983

*Playoff Game

**Overtime Game

Longest Plays

Rushing

- 83John David Crow vs. Washington, Oct. 4, 1958 (TD)
 82Elmer Angsman vs. Detroit, Oct. 23, 1949 (TD)
 80Paddy Driscoll vs. K.C., Oct. 18, 1925 (TD)
 79Ollie Matson vs. Pittsburgh, Nov. 25, 1956
 Ollie Matson vs. Washington, Nov. 21, 1954
 78Charles Belden vs. Frankford, Oct. 25, 1930 (TD)
 76Otis Anderson vs. Dallas, Sept. 2, 1979 (TD)
 75Otis Anderson at Philadelphia, Nov. 18, 1979
 Terry Metcalf at Washington, Sept. 22, 1974 (TD)
 MacArthur Lane at Philadelphia, Oct. 18, 1970
 Ollie Matson vs. Pittsburgh, Nov. 28, 1954
 Mickey McDonald vs. Minneapolis, Oct. 13, 1929 (TD)
 74Adrian Murrell at Dallas, Jan. 2, 1999#
 MacArthur Lane vs. New Orleans, Oct. 11, 1970 (TD)
 72Elmer Angsman vs. Green Bay, Oct. 10, 1948 (TD)
 71Pat Harder vs. N.Y. Giants, Oct. 17, 1948 (TD)
 70LeShon Johnson at New Orleans, Sept. 22, 1996 (TD)
 Johnny Roland at Washington, Nov. 5, 1967
 66LeShon Johnson vs. St. Louis, Sept. 27, 1996-OT
 Willis Crenshaw vs. Cleveland, Dec. 14, 1968 (TD)
 64Stump Mitchell vs. Washington, Dec. 21, 1985
 Otis Anderson vs. Washington, Dec. 12, 1982
 63Bill Triplett at Pittsburgh, Sept. 29, 1963
 62Terry Metcalf vs. Dallas, Oct. 9, 1977 (TD)
 Bill Thornton at Philadelphia, Nov. 22, 1964 (TD)
 61Elmer Angsman vs. Green Bay, Nov. 24, 1946 (TD)
 60Stump Mitchell vs. Philadelphia, Nov. 17, 1985
 59Bill Triplett at N.Y. Giants, Oct. 31, 1965 (TD)
 58Thomas Jones at Seattle, Sept. 15, 2002 (TD)
 Michael Pittman vs. Detroit, Nov. 14, 1999 (TD)
 57Garrison Hearst vs. New England, Oct. 10, 1993
 Jerry Latin at Detroit, Dec. 21, 1975 (TD)
 John David Crow at Washington, Oct. 4, 1964
 John David Crow vs. Pittsburgh, Dec. 18, 1960
 56Marcel Shipp at Philadelphia, Nov. 17, 2002
 LeShon Johnson at New Orleans, Sept. 22, 1996 (TD)
 55Bill Thornton at Minnesota, Oct. 6, 1963 (TD)
 Frank Mestrik vs. Washington, Nov. 5, 1960
 54Donny Anderson vs. N.Y. Giants, Oct. 28, 1973
 Johnny Roland vs. New Orleans, Dec. 3, 1967 (TD)
 Prentice Gautt at Philadelphia, Oct. 1, 1961 (TD)
 52Otis Anderson at N.Y. Giants, Nov. 30, 1980
 Terry Metcalf at N.Y. Jets, Nov. 23, 1975
 51Otis Anderson at Dallas, Nov. 16, 1980 (TD)
 50Terry Metcalf at Philadelphia, Sept. 16, 1973
 Johnny Roland at Washington, Oct. 23, 1966
 John David Crow vs. Dallas, Oct. 23, 1960
 #NFC Wild Card Playoff



Running back John David Crow owns the longest run in Cardinal history, an 83-yard touchdown jaunt against the Redskins in 1958.

Passing-Receiving

- 98Jim Hart to Ahmad Rashad vs. L.A. Rams, Dec. 10, 1972
 Ogden Compton to Dick Lane at Green Bay, Nov. 13, 1955 (TD)
 Doug Russell to Gaynell Tinsley vs. Cleveland Browns,
 Nov. 27, 1938 (TD)
 97Pat Coffee to Gaynell Tinsley vs. Chicago, Dec. 5, 1937 (TD)
 93Neil Lomax to Ernie Jones vs. Phila., Dec. 10, 1988 (TD)
 91M.C. Reynolds to John David Crow at Cleve., Oct. 12, 1958 (TD)
 86Charley Johnson to Sonny Randle at Dallas, Oct. 28, 1962 (TD)
 85M.C. Reynolds to Woodley Lewis vs. Wash., Sept. 27, 1959 (TD)
 84Charley Johnson to John Gilliam at Cleve., Oct. 26, 1969 (TD)
 83Neil Lomax to Roy Green vs. Wash., Oct. 21, 1984 (TD)
 Lamar McHan to Gern Nagler vs. Washington, Oct. 6, 1957
 82Paul Christman to Bill Dewell vs. Chicago Bears, Oct. 6, 1946 (TD)

- 81Gary Hammond to Jackie Smith vs. Dallas, Oct. 13, 1974
 Frank Tripucka to Fran Polsoot vs. Wash., Oct. 22, 1950 (TD)
 80Jake Plummer to Marcel Shipp at St. Louis, Dec. 15, 2002 (TD)
 Jim Hart to Earl Thomas at Dallas, Sept. 28, 1975 (TD)
 Jim Hart to Mel Gray vs. Dallas, Oct. 13, 1974
 Gary Keithley to Mel Gray at N.Y. Giants, Nov. 18, 1973 (TD)
 Pete Beathard to Mel Gray at Phila., Dec. 12, 1971 (TD)
 Jim Hart to Bobby Joe Conrad vs. Pitt., Nov. 10, 1968 (TD)
 #Charley Johnson to Billy Gambrell vs. Green Bay at Miami,
 Jan. 5, 1965 (TD)
 80Ralph Guglielmi to Bill Stacy vs. N.Y. Giants, Oct. 8, 1961 (TD)
 Paul Christman to Boris Dimancheff vs. Chicago Bears,
 Dec. 14, 1947 (TD)
 Ray Mallouf to John Hall vs. Green Bay, Oct. 10, 1941 (TD)

- 79Jim Hart to John Gilliam at Detroit, Dec. 6, 1970
- 78Steve Pisarkiewicz to Mel Gray vs. Phila. Oct. 14, 1979 (TD)
- Jim Hart to MacArthur Lane vs. N.Y. Giants, Dec. 13, 1970 (TD)
- Charley Johnson to Willis Crenshaw at Clevel., Sept. 26, 1965 (TD)
- Charley Johnson to Jackie Smith at N.Y. Giants, Nov. 1, 1964 (TD)
- Charley Johnson to Joe Childress vs. Phila., Dec. 8, 1963 (TD)
- Sam Etcheberry to Taz Anderson vs. Dallas, Dec. 10, 1961
- 77Tom Tupa to Don Holmes at L.A. Rams, Nov. 19, 1989 (TD)
- Jim Hart to Mel Gray vs. San Francisco, Oct. 31, 1976 (TD)
- Charley Johnson to Sonny Randle vs. Phila. Dec. 16, 1961 (TD)
- 76Jim Hart to Jackie Smith vs. New Orleans, Dec. 3, 1967 (TD)
- 75Neil Lomax to Pat Tilley at Baltimore, Nov. 22, 1981
- Charley Johnson to John Gilliam at Clevel., Oct. 26, 1969 (TD)
- Lamar McHan to Dick Lane at Chicago Bears, Dec. 9, 1956
- 74Jim Hart to Mel Gray vs. N.Y. Giants, Nov. 5, 1978
- Jim Hart to Mel Gray at N.Y. Jets, Nov. 23, 1975
- Jim Hart to Jackie Smith vs. Philadelphia, Oct. 22, 1967 (TD)
- Charley Johnson to Sonny Randle vs. Dallas, Dec. 9, 1962 (TD)
- 72Chris Chandler to Ernie Jones N.Y. Giants, Oct. 11, 1992 (TD)
- Tom Tupa to Ernie Jones vs. Dallas, Nov. 12, 1989 (TD)
- Charley Johnson to Sonny Randle at Clevel., Sept. 26, 1965 (TD)
- Charley Johnson to Bobby Joe Conrad vs. Dallas, Dec. 9, 1962 (TD)
- 71Dave Brown to Rob Moore at N.Y. Jets, Nov. 7, 1999
- Neil Lomax to Roy Green at Dallas, Nov. 24, 1983 (TD)
- Neil Lomax to Pat Tilley vs. San Diego, Nov. 20, 1983 (TD)
- Tim Van Galder to Jackie Smith at Baltimore, Sept. 17, 1972
- Jim Hart to Dave Williams vs. Pitt., Nov. 10, 1968 (TD)
- Charley Johnson to Bobby Joe Conrad at Pitt., Oct. 17, 1965 (TD)
- 70Jake Plummer to David Boston vs. Phila., Oct. 15, 2000 (TD)
- Jake Plummer to Frank Sanders at N.Y. Giants, Nov. 16, 1997 (TD)
- Charley Johnson to Jackie Smith at Phila. Sept. 19, 1965 (TD)
- #Playoff game**

Punting

- 84Doug Russell vs. Chicago, Sept. 11, 1938
- 81Mike Wood at N.Y. Giants, Dec. 10, 1978
- 75Carl Birdsong at Philadelphia, Dec. 20, 1981
- 73Rich Camanillo at Dallas, Sept. 20, 1992
- 69Jerry Stovall vs. Cleveland, Dec. 1, 1963
- 68Jeff Feagles at Minnesota, Dec. 1, 1996
- Greg Cater at San Francisco, Oct. 18, 1987
- 67**Scott Player vs. Chicago, Oct. 11, 1998**
- Carl Birdsong at Tampa Bay, Nov. 10, 1985
- Chuck Latourette vs. Pittsburgh, Nov. 12, 1967
- 66Greg Horne vs. N.Y. Giants, Nov. 13, 1988
- Carl Birdsong at Green Bay, Sept. 29, 1985
- Carl Birdsong at Atlanta, Oct. 18, 1981
- Larry Swider at Baltimore, Oct. 26, 1980
- 85Carl Birdsong at Chicago, Dec. 19, 1982

Punt Returns

- 95Frank Bernardi at Washington, Oct. 14, 1956 (TD)
- 88Phil Sarboe vs. N.Y. Giants, Oct. 27, 1935 (TD)
- 86Chuck Latourette at New Orleans, Sept. 29, 1968 (TD)
- Johnny Roland at Philadelphia, Oct. 2, 1966 (TD)**
- 84Ken Hall vs. Pittsburgh, Nov. 1, 1959 (TD)
- 82Don Paul vs. Philadelphia, Nov. 19, 1950 (TD)
- 78Ollie Matson vs. Cleveland, Dec. 11, 1955 (TD)
- 77Lee Nelson at Chicago, Dec. 16, 1979
- Ollie Matson vs. Chicago, Nov. 27, 1955 (TD)
- 76Vai Sikahema vs. N.Y. Giants, Dec. 13, 1987 (TD)
- 74**Johnny Roland at Dallas, Nov. 16, 1970 (TD)**
- Billy Stacy vs. N.Y. Giants, Nov. 22, 1959 (TD)
- 73Bobby Joe Conrad vs. Philadelphia, Oct. 15, 1961 (TD)
- 71Vai Sikahema vs. Tampa Bay, Dec. 21, 1986 (TD)
- John Cochran vs. Green Bay, Nov. 27, 1949 (TD)

- 70Willard Harrell at Washington, Nov. 19, 1978 (TD)
- Jerry Davis vs. N.Y. Giants, Oct. 17, 1948 (TD)
- 69Terry Metcalf vs. New England, Nov. 2, 1975 (TD)
- Bobby Joe Conrad vs. N.Y. Giants, Nov. 22, 1959 (TD)
- 68Willard Harrell vs. Pittsburgh, Sept. 16, 1979
- Jim Burson at San Francisco, Sept. 27, 1964 (TD)
- 67Charley Trippi vs. Pitt., Nov. 14, 1948 (TD)
- 65Johnny Bailey vs. Dallas, Nov. 22, 1992
- 61Vai Sikahema vs. N.Y. Giants, Oct. 5, 1986
- 60Vai Sikahema vs. Tampa Bay, Dec. 21, 1986 (TD)
- 58Johnny Bailey at Washington, Sept. 12, 1993 (TD)
- 57Roy Green vs. Detroit, Dec. 7, 1980 (TD)
- 55Arnold Jackson at Oakland, Dec. 2, 2001
- 54Mark Bell at New Orleans, Oct. 5, 1980
- 53Vai Sikahema at Washington, Oct. 8, 1989
- 51Gary Hammond at N.Y. Giants, Nov. 18, 1973
- 50Kevin Williams vs. Philadelphia, Nov. 2, 1997
- Slump Mitchell vs. Washington, Sept. 20, 1981 (TD)

Kickoff Returns

- 106Roy Green at Dallas, Oct. 21, 1979 (TD)+
- 105Frank Seno at N.Y. Giants, Oct. 20, 1946 (TD)
- Ollie Matson at Washington, Oct. 14, 1956 (TD)
- 103George Hoey vs. Philadelphia, Nov. 21, 1971 (TD)
- 102Doug Russell vs. Cincinnati, Sept. 23, 1934 (TD)
- 101Ollie Matson vs. Pittsburgh, Nov. 23, 1958 (TD)
- 100Ollie Matson vs. Chicago, Oct. 5, 1952 (TD)
- John Gilliam at Green Bay, Dec. 21, 1969 (TD)
- 98MarTay Jenkins at Minnesota, Nov. 12, 2000 (TD)
- 97Don Shy vs. Washington, Sept. 23, 1973 (TD)
- 95MarTay Jenkins at Seattle, Sept. 15, 2002 (TD)
- 94Terry Metcalf vs. Cleveland, Sept. 24, 1974 (TD)
- Roy Shivers at Cleveland, Sept. 25, 1966 (TD)
- 93Terry Metcalf at Washington, Oct. 13, 1975 (TD)
- +NFL record**

Interception Returns

- 96Larry Wilson vs. Cleveland, Dec. 19, 1965 (TD)
- 92Leo Sanford at Pittsburgh, Sept. 26, 1955 (TD)
- 91Larry Wilson at Philadelphia, Oct. 2, 1966 (TD)
- 79Mike Sensibaugh vs. N.Y. Giants, Oct. 31, 1977 (TD)
- 78Kwamie Lassiter vs. Philadelphia, Dec. 5, 1999 (TD)
- Carl Allen at Chicago Bears, Dec. 16, 1979
- 72Lorenzo Lynch vs. Seattle, Oct. 28, 1996 (TD)**+
- 70Tommy Bennett at Philadelphia, Dec. 13, 1998 (TD)
- Carl Allen vs. Philadelphia, Sept. 28, 1980 (TD)
- 69Pat Fischer vs. Philadelphia, Oct. 22, 1965 (TD)
- 68Bob Nussbaumer at Green Bay, Oct. 16, 1949
- 67Leonard Smith vs. Green Bay, Sept. 29, 1985

****+NFL record (Longest OT interception return for a touchdown in NFL history)**

Fumble Returns

- 104Aeneas Williams vs. Washington, Nov. 5, 2000 (TD)+
- 88Larry Wilson at Green Bay, Dec. 21, 1969 (TD)
- 85Eric Hall at L.A. Rams, Sept. 1, 1991 (TD)
- 83Vince Banonis vs. N.Y. Giants, Nov. 30, 1947 (TD)
- 77Mark Jackson vs. New Orleans, Oct. 11, 1987 (TD)
- 72Steve Neils vs. Cleveland, Oct. 28, 1979 (TD)
- 71Ron Yankowski at Washington, Sept. 22, 1974 (TD)
- 62Larry Stallings vs. Chicago, Sept. 28, 1969 (TD)
- 58Norm Thompson vs. L.A. Rams, Dec. 10, 1972 (TD)

+Equals NFL record

Individual Scoring Records

Total Points

Career

- 1,380.....Jim Bakken, 1962-78 (282 FG, 534 PAT)
 484.....Greg Davis, 1991-96 (116 FG, 136 PAT)
 439.....Neil O'Donoghue, 1980-85 (86 FG, 181 PAT)
 414.....Roy Green, 1979-90 (69 TD)
 389.....Pat Harder, 1946-50 (27 TD, 21 FG, 164 PAT)
 Bobby Joe Conrad, 1958-68 (42 TD, 14 FG, 95 PAT)
 360.....Sonny Randle, 1959-66 (60 TD)
 306.....Otis Anderson, 1979-86 (51 TD)
 John David Crow, 1958-64 (51 TD)

Season

- 117.....Neil O'Donoghue, 1984 (23 FG, 48 PAT)
 Jim Bakken, 1967 (27 FG, 36 PAT)
 115.....Jim Bakken, 1964 (25 FG, 40 PAT)
 110.....Pat Harder, 1948 (6 TD, 7 FG, 53 PAT)
 109.....Greg Davis, 1995 (30 FG, 19 PAT)
 102.....John David Crow, 1962 (17 TD)
 Pat Harder, 1949 (8 TD, 3 FG, 45 PAT)
 Pat Harder, 1947 (7 TD, 7 FG, 39 PAT)

Game

- *40.....Ernie Nevers vs. Chicago, Nov. 28, 1929 (6 TD, 4 PAT)
 30.....Bob Shaw vs. Baltimore, Oct. 2, 1950 (5 TD)
 27.....Paddy Driscoll vs. Rochester, Oct. 7, 1923 (4 TD, 3 PAT)
 23.....Bobby Joe Conrad vs. Wash., Sept. 27, 1959 (3 TD, 7 PAT)
 24.....Ronald Moore vs. L.A. Rams, Dec. 5, 1993 (4 TD)
 Roy Green vs. Seattle, Nov. 13, 1983 (4 TD)
 *NFL Record

Opponent/Game

- 24.....Dorsey Levens at Green Bay, Jan. 2, 2000 (4 TD)
 Emmitt Smith at Dallas, Dec. 16, 1990 (4 TD)
 Earnest Gray vs. N.Y. Giants, Sept. 7, 1980 (4 TD)

Touchdowns

Career

- 69.....Roy Green, 1979-90
 60.....Sonny Randle, 1959-66
 51.....Otis Anderson, 1979-86
 John David Crow, 1958-64
 50.....Ollie Matson, 1952, '54-58
 46.....Mel Gray, 1971-82
 43.....Jackie Smith, 1963-77
 42.....Stump Mitchell, 1981-90
 Bobby Joe Conrad, 1958-68
 Wayne Morris, 1976-83
 37.....Pat Tilley, 1976-85
 Charley Trippi, 1947-55

Season

- 17.....John David Crow, 1966
 15.....Sonny Randle, 1960
 Mal Kutner, 1948
 14.....Roy Green, 1983

Game

- *6.....Ernie Nevers vs. Chicago, Nov. 28, 1929
 5.....Bob Shaw vs. Baltimore, Oct. 2, 1950
 4.....Ronald Moore vs. L.A. Rams, Dec. 5, 1993
 Roy Green vs. Seattle, Nov. 13, 1983
 Wayne Morris vs. New Orleans, Oct. 23, 1977
 MacArthur Lane at Philadelphia, Oct. 18, 1970
 Dave Williams vs. New Orleans, Nov. 2, 1969
 John David Crow vs. Philadelphia, Dec. 16, 1962
 Ollie Matson vs. Washington, Nov. 21, 1954
 Paddy Driscoll vs. Rochester, Oct. 7, 1923
 **Ties NFL record

Opponent/Game

- 4.....Dorsey Levens at Green Bay, Jan. 2, 2000
 Emmitt Smith at Dallas, Dec. 16, 1990
 Earnest Gray vs. N.Y. Giants, Sept. 7, 1980

Field Goals Made

Career

- 282.....Jim Bakken, 1962-78
 116.....Greg Davis, 1991-96
 86.....Neil O'Donoghue, 1980-85
 51.....Al Del Greco, 1987-90
 41.....Pat Summerall, 1953-57

Season

- 30.....Greg Davis, 1995 (39 att.)
 27.....Jim Bakken, 1967 (39 att.)
 25.....Jim Bakken, 1964 (38 att.)
 23.....Neil O'Donoghue, 1984 (35 att.)
 Jim Bakken, 1973 (32 att.)
 Jim Bakken, 1966 (40 att.)

Game

- *7.....Jim Bakken at Pittsburgh, Sept. 24, 1967
 6.....Jim Bakken at Atlanta, Dec. 9, 1973
 5.....Jim Bakken at Green Bay, Sept. 29, 1976
 Jim Bakken vs. Philadelphia, Dec. 13, 1964
 4.....Bill Gramatica at Oakland, Dec. 2, 2001
 Cary Blanchard vs. Dallas, Sept. 10, 2000
 Chris Jacke at Philadelphia, Sept. 12, 1999
 Chris Jacke vs. New Orleans, Dec. 20, 1998
 Kevin Butler vs. Minnesota, Oct. 5, 1997
 Greg Davis at Philadelphia, Dec. 17, 1995
 Greg Davis vs. Atlanta, Nov. 26, 1995-OT
 Greg Davis at Detroit, Sept. 17, 1995
 Greg Davis vs. Philadelphia, Nov. 20, 1994
 Greg Davis at Denver, Dec. 15, 1991
 Greg Davis at Philadelphia, Sept. 8, 1991
 Al Del Greco at N.Y. Giants, Oct. 21, 1990
 Al Del Greco at Dallas, Oct. 29, 1989
 Jim Bakken at Cleveland, Sept. 20, 1964
 Paddy Driscoll vs. Columbus, Oct. 11, 1925
 **Ties NFL record

Opponent/Game

- 5.....Ryan Longwell vs. Green Bay, Sept. 24, 2000
 Richie Cunningham vs. Dallas, Sept. 7, 1997
 Gary Anderson at Philadelphia, Dec. 22, 1996

Longest Field Goals

- 55.....Greg Davis at Detroit, Sept. 17, 1995
 Greg Davis at Seattle, Dec. 19, 1993
 54.....Greg Davis at Detroit, Sept. 26, 1993
 53.....Joe Nedney at Detroit, Nov. 1, 1998
 Greg Davis at Washington, Sept. 12, 1993
 52.....Chris Jacke vs. San Diego, Dec. 27, 1998
 Greg Davis at N.Y. Giants, Oct. 6, 1991
 Greg Davis at Philadelphia, Sept. 8, 1991
 Neil O'Donoghue vs. Buffalo, Sept. 9, 1984
 Neil O'Donoghue vs. Minnesota, Oct. 30, 1983
 Neil O'Donoghue at Tampa Bay, Oct. 6, 1983
 51.....Cary Blanchard vs. Dallas, Sept. 10, 2000
 Greg Davis vs. Pittsburgh, Oct. 30, 1994-OT
 Greg Davis vs. Atlanta, Oct. 20, 1991
 Al Del Greco at L.A. Rams, Oct. 2, 1988
 Steve Little at Dallas, Oct. 21, 1979
 Jim Bakken at Cleveland, Sept. 20, 1964
 50.....Bill Gramatica at Carolina, Oct. 6, 2002
 Bill Gramatica vs. Detroit, Nov. 18, 2001
 Greg Davis at Seattle, Dec. 19, 1993
 Al Del Greco at Philadelphia, Sept. 16, 1990
 Al Del Greco vs. New England, Nov. 25, 1990
 Al Del Greco vs. Atlanta, Oct. 22, 1989
 Pat Summerall at N.Y. Giants, Oct. 17, 1954
 Paddy Driscoll vs. Columbus, Oct. 11, 1925 (drop kick)
 Paddy Driscoll vs. Milwaukee, Sept. 28, 1924 (drop kick)

Opponent/Game

- 57.....Jeff Wilkins at St. Louis, Sept. 27, 1998
 55.....Jay Feely vs. Atlanta, Sept. 30, 2001
 54.....Jason Elam at Denver, Dec. 29, 2002
 Cary Blanchard vs. Washington, Nov. 8, 1998
 Brad Daluiso at N.Y. Giants, Nov. 28, 1993
 Tom Dempsey at Philadelphia, Dec. 12, 1971
 53.....Scott Blanton at Washington, Nov. 10, 1996-OT
 Jason Elam at Denver, Nov. 5, 1995

Field Goals Attempted

Career

- 448.....Jim Bakken, 1962-78
167.....Greg Davis, 1991-96
142.....Neil O'Donoghue, 1980-85
101.....Pat Summerall, 1953-57

Season

- 40.....Jim Bakken, 1966
39.....Greg Davis, 1995
39.....Jim Bakken, 1967
38.....Jim Bakken, 1964

Game

- *9.....Jim Bakken at Pittsburgh, Sept. 24, 1967
7.....Jim Bakken at Atlanta, Dec. 9, 1973
Jim Bakken at Atlanta, Dec. 11, 1966

Opponent/Game

- 6.....Richie Cunningham vs. Dallas, Sept. 7, 1997
Charlie Gogolak at Washington, Oct. 23, 1966
*NFL record

Most Consecutive Field Goals

- 11.....Bill Gramatica (Games 4-11, 2001)
Greg Davis (Games 10-14 in 1994)
10.....Al Del Greco (Games 4-9 in 1989)
Jim Bakken (Games 1-6 in 1975)
Jim Bakken (Game 10 in 1965-Game 1 in 1966)
8.....Jim Bakken (Games 7-10 in 1966)

Most Consecutive Games Kicking A FG

- 19.....Jim Bakken, 1966-67
11.....Neil O'Donoghue, 1984
9.....Jim Bakken, 1963-64

Best Field Goal Percentage

Season (10 att.)

- .824.....Kevin Butler, 1996 (14-17)
.800.....Bill Gramatica, 2001 (16-20)
.792.....Jim Bakken, 1975 (19-24)
.769.....Greg Davis, 1995 (30-39)
Greg Davis, 1994 (20-26)
.750.....Greg Davis, 1993 (21-28)
.741.....Jim Bakken, 1976 (20-27)
.733.....Neil O'Donoghue, 1980 (11-15)
.719.....Jim Bakken, 1973 (23-32)
.714.....Bill Gramatica, 2002 (15-21)
Chris Jacke, 1998 (10-14)
.704.....Chris Jacke, 1999 (19-27)
.700.....Greg Davis, 1991 (21-30)
Pat Harder, 1947 (7-10)

PATs Scored

Career

- 534.....Jim Bakken, 1962-78
181.....Neil O'Donoghue, 1980-85
164.....Pat Harder, 1946-50
121.....Pat Summerall, 1953-57
136.....Greg Davis, 1991-96
109.....Al Del Greco, 1987-90
95.....Bobby Joe Conrad, 1958-64

Season

- 53.....Pat Harder, 1948
48.....Neil O'Donoghue, 1984
45.....Pat Harder, 1949
Neil O'Donoghue, 1983
44.....Jim Bakken, 1963
42.....Al Del Greco, 1988

Game

- **9/9.....Pat Harder at N.Y. Giants, Oct. 17, 1948
8/8.....Pat Harder vs. Detroit, Nov. 7, 1948
8/9.....Pat Harder at N.Y. Bulldogs, Oct. 13, 1949
Jim Bakken at Minnesota, Oct. 6, 1963
**Ties NFL record



Kicker Jim Bakken, the Cardinals' runaway career scoring leader with 1,380 points.

Opponent/Game

- 7/8.....Garó Yepremian vs. Miami, Nov. 24, 1977
7/7.....Morten Andersen at Kansas City, Dec. 1, 2002
Ryan Longwell at Green Bay, Jan. 2, 2000
Pete Gogolak at N.Y. Giants, Dec. 7, 1969
Tony Franklin vs. Philadelphia, Nov. 8, 1981

Most Consecutive PATs

- 136.....Greg Davis, Sept. 1, 1991-Nov. 3, 1996 (19 in 1991, 28 in 1992, 37 in 1993, 21 in 1994, 19 in 1995, 12 in 1996)
124.....Jim Bakken (44 in 1963, 40 in 1964, 33 in 1965, 7 in 1966)
97.....Jim Bakken (20 in 1966, 36 in 1967, 40 in 1968, 1 in 1969)
81.....Pat Harder (53 in 1948, 28 in 1949)

Most PATs (No Misses) In One Season

- 53.....Pat Harder, 1948
44.....Jim Bakken, 1963
40.....Jim Bakken, 1964 and 1968

Most PATs (No Misses) In One Game

- 9.....Pat Harder at N.Y. Giants, Oct. 17, 1948
8.....Pat Harder vs. Detroit, Nov. 7, 1948
Jim Bakken at Minnesota, Oct. 6, 1963

Most Consecutive Games Scoring TD

- 7.....John David Crow, 1959-60
5.....12 times, most recently by Ricky Proehl, 1993

Most Consecutive Games Scoring

- 79.....Jim Bakken (Sept. 14, 1963-Nov. 10, 1968)
41.....Greg Davis (Nov. 3, 1991-Sept. 11, 1994)
34.....Bobby Joe Conrad (Sept. 28, 1958-Nov. 27, 1960)
33.....Al Del Greco (Dec. 13, 1967-Dec. 16, 1989)

(Individual Rushing Records continued on page 398)

Individual Rushing Records

Total Rushing Yards

Career

7,999Otis Anderson, 1979-86
4,649Stump Mitchell, 1981-89
3,863Jim Otis, 1973-78
3,608Johnny Roland, 1966-72
3,511Charley Trippi, 1947-55
3,489John David Crow, 1958-64
3,438Terry Metcalf, 1973-77
3,373Wayne Morris, 1976-83

Season

1,605Otis Anderson, 1979
1,376Otis Anderson, 1981
1,352Otis Anderson, 1980
1,270Otis Anderson, 1983
1,174Otis Anderson, 1984
1,076Jim Otis, 1975
1,071John David Crow, 1960
1,070Garrison Hearst, 1995
1,042Adrian Murrell, 1998
1,018Ronald Moore, 1993
1,006Stump Mitchell, 1985

Game

214LeShon Johnson at New Orleans, Sept. 22, 1996 (21 att.)
203John David Crow vs. Pittsburgh, Dec. 18, 1960 (24 att.)
193Otis Anderson vs. Dallas, Sept. 2, 1979 (21 att.)
182Wayne Morris at Minnesota, Nov. 6, 1977 (27 att.)
179Stump Mitchell vs. Philadelphia, Nov. 17, 1985 (22 att.)
177Otis Anderson vs. Buffalo, Nov. 15, 1981 (27 att.)
176Bill Triplett at N.Y. Giants, Oct. 31, 1965 (23 att.)
174Adrian Murrell at Philadelphia, Dec. 13, 1998 (32 att.)

Opponent/Game

228Clinton Portis at Denver, Dec. 29, 2002 (24 att.)
216Corey Dillon at Cincinnati, Dec. 3, 2000 (35 att.)
213Charles White vs. L.A. Rams, Nov. 15, 1987 (34 att.)
208Eric Dickerson vs. L.A. Rams, Nov. 4, 1984 (21 att.)
206George Rogers vs. Washington, Dec. 21, 1985 (34 att.)
George Rogers at New Orleans, Sept. 4, 1983 (24 att.)

Rushing Attempts

Career

1,859Otis Anderson, 1979-86
1,011Jim Otis, 1973-78
986Stump Mitchell, 1981-89
962Johnny Roland, 1966-72
896Wayne Morris, 1976-83
784John David Crow, 1958-64

Season

331Otis Anderson, 1979
328Otis Anderson, 1981
301Otis Anderson, 1980
296Otis Anderson, 1983
289Otis Anderson, 1984
284Garrison Hearst, 1995
274Adrian Murrell, 1998
269Jim Otis, 1975
263Ronald Moore, 1993
241Michael Pittman, 2001
234Johnny Johnson, 1990-92
Johnny Roland, 1967

Game

36Ronald Moore vs. Philadelphia, Nov. 7, 1993 (160 yards)
Johnny Johnson vs. N.Y. Giants, Dec. 12, 1992 (156 yards)
Wayne Morris at Washington, Nov. 19, 1978 (123 yards)
35George Grosvenor vs. Green Bay, Dec. 4, 1936
33Jim Otis at Chicago, Dec. 14, 1975 (147 yards)

32Adrian Murrell at Philadelphia, Dec. 13, 1998 (174 yards)
31Otis Anderson at N.Y. Giants, Nov. 30, 1980 (168 yards)
Otis Anderson at N.Y. Giants, Sept. 9, 1979 (109 yards)
30Ronald Moore vs. Pittsburgh, Oct. 30, 1994 (67 yards)
Johnny Johnson at N.Y. Giants, Oct. 21, 1990 (108 yards)
Otis Anderson vs. N.Y. Giants, Dec. 26, 1982 (110 yards)

Opponent/Game

38Stephen Davis at Washington, Jan. 6, 2002 (148 yards)
Curtis Martin at N.Y. Jets, Nov. 7, 1999 (131 yards)
Eric Dickerson vs. L.A. Rams, Sept. 7, 1986 (193 yards)
37Stephen Davis at Washington, Dec. 12, 1999 (189 yards)
36Jerome Bettis vs. Pittsburgh, Nov. 30, 1997-OT (142 yards)
35Corey Dillon at Cincinnati, Dec. 3, 2000 (216 yards)
34Charles White vs. L.A. Rams, Nov. 15, 1987 (213 yards)
George Rogers vs. Washington, Dec. 21, 1985 (206 yards)
Delvin Williams vs. S.F., Oct. 3, 1976 (194 yards)
John Braxton vs. Buffalo, Nov. 27, 1975 (160 yards)

Touchdowns Rushing

Career

46Otis Anderson, 1979-86
34Wayne Morris, 1976-83
John David Crow, 1958-64
32Stump Mitchell, 1981-89
27Johnny Roland, 1966-72
Elmer Angsman, 1946-52
26Ernie Nevers, 1929-31

Bruising running back Otis Anderson is the Cards' career rushing king in addition to owning the top five single-season rushing totals in franchise history.



Season

- 14 John David Crow, 1962
- 12 Ernie Nevers, 1929
- 11 MacArthur Lane, 1970
- 10 Donny Anderson, 1973
- **Johnny Roland, 1967**
- 9 Mario Bates, 1999
- Ronald Moore, 1993
- Stump Mitchell, 1984
- Ottis Anderson, 1981
- Ottis Anderson, 1980
- Terry Metcalf, 1975

Game

- *6 Ernie Nevers vs. Chicago, Nov. 28, 1929

*NFL record

Opponent/Game

- 4 Dorsey Levens at Green Bay, Jan. 2, 2000
- Emmitt Smith at Dallas, Dec. 16, 1990

Rushing Average

Career

- 5.1 Charley Trippi, 1947-55 (687-3,511)
- 4.7 Stump Mitchell, 1981-89 (943-4,484)
- 4.6 Terry Metcalf, 1973-77 (748-3,438)
- 4.5 John David Crow, 1958-64 (784-3,489)
- 4.4 Ollie Matson, 1952 (761-3,331)

Season (100 Attempts)

- 5.9 John David Crow, 1960 (183-1,071)
- 5.5 Stump Mitchell, 1985 (182-1,006)
- 5.4 Elmer Angsman, 1949 (125-674)
- Charley Trippi, 1948 (128-690)
- 5.0 Terry Metcalf, 1977 (149-739)
- Ollie Matson, 1954 (101-506)
- Charley Trippi, 1949 (112-558)

Game (10 attempts)

- 13.0 Charley Trippi at Wash., Sept. 26, 1949 (10 att.-130 yards)
- 12.7 Bobby Joe Conrad vs. Wash., Sept. 27, 1959 (11 att.-140 yards)
- 11.9 Ollie Matson at Wash., Oct. 20, 1957 (13 att.-155 yards)
- 11.2 Charley Trippi at Chicago, Dec. 16, 1951 (13 att.-145 yards)
- 10.8 Stump Mitchell vs. Wash., Dec. 21, 1985 (12 att.-129 yards)

Opponent/Game

- 11.1 Tiki Barber at N.Y. Giants, Sept. 3, 2000 (13 att.-144 yards)
- 10.1 Tony Dorsett vs. Dallas, Oct. 9, 1977 (14 att.-141 yards)
- 10.0 Timmy Brown vs. Phila., Nov. 28, 1965 (18 att.-180 yards)

Longest Runs

- 83t John David Crow vs. Washington, Oct. 4, 1958
- 82t Elmer Angsman vs. Detroit, Oct. 23, 1949
- 80t Paddy Driscoll vs. Kansas City, Oct. 18, 1925
- 79 Ollie Matson vs. Pittsburgh, Nov. 25, 1956
- Ollie Matson vs. Washington, Nov. 21, 1954
- 78t Charles Belden vs. Frankford, Oct. 25, 1930

Opponent/Longest Run

- 80 Jessie Clark vs. Green Bay, Sept. 29, 1985
- 78 Tiki Barber at N.Y. Giants, Sept. 3, 2000 (TD)
- Adrian Murrell vs. N.Y. Jets, Oct. 27, 1996 (TD)
- 77 Tony Dorsett vs. Dallas, Oct. 9, 1977 (TD)
- 76 Steve Bono vs. Kansas City, Oct. 1, 1995 (TD)+
- George Rogers at New Orleans, Sept. 4, 1983 (TD)
- +Longest TD run by a quarterback in NFL history

Most Consecutive Games TDs Rushing

- 5 Ottis Anderson, 1983-84
- Donny Anderson, 1972-73
- MacArthur Lane, 1970
- Elmer Angsman, 1948
- 4 John David Crow, 1964
- Ollie Matson, 1957
- Pat Harder, 1946-47 and '47 (twice)



Running back Ollie Matson, one of the NFL's biggest stars in the 1950s, still lays claim to two of the five longest runs in Cardinal history, both 79 yards, the first against Washington in 1954, the second against Pittsburgh in 1956.

Most 100-Yard Rushing Games

Career

- 34 Ottis Anderson, 1979-86
- 14 Stump Mitchell, 1981-89
- 9 Jim Otis, 1973-77
- 6 Johnny Johnson, 1990-92
- **Johnny Roland, 1966-72**
- 5 Terry Metcalf, 1973-77
- John David Crow, 1958-64
- Charley Trippi, 1947-55

Season

- 9 Ottis Anderson, 1979
- 7 Ottis Anderson, 1979
- 6 Ottis Anderson, 1980
- 5 Jim Otis, 1976

Individual Passing Records

Total Passing Yards

Career

34,639.....Jim Hart, 1966-83
22,771.....Neil Lomax, 1981-89
17,622.....Jake Plummer, 1997-02
12,928.....Charley Johnson, 1961-69
6,751.....Paul Christman, 1945-49
6,578.....Lamar McHan, 1954-58

Season

4,614.....Neil Lomax, 1984
3,737.....Jake Plummer, 1998
3,653.....Jake Plummer, 2001
3,554.....Dave Krieg, 1995
3,395.....Neil Lomax, 1988
3,387.....Neil Lomax, 1987
3,280.....Charley Johnson, 1963
3,214.....Neil Lomax, 1985
3,164.....Steve Beuerlein, 1993
3,121.....Jim Hart, 1978
3,098.....Timm Rosenbach, 1990

Game

522.....Boomer Esiason at Wash., Nov. 10, 1996-OT (35 comp.-59 att.)
468.....Neil Lomax at Washington, Dec. 16, 1984 (37 comp.-46 att.)
465.....Jake Plummer vs. Dallas, Nov. 15, 1998 (31 comp.-56 att.)
457.....Neil Lomax at San Diego, Sept. 20, 1987 (32 comp.-61 att.)
431.....Steve Beuerlein at Sea., Dec. 19, 1993-OT (34 comp.-53 att.)
428.....Charley Johnson vs. Pitt., Oct. 13, 1963 (20 comp.-42 att.)
413.....Dave Krieg vs. Atl., Nov. 26, 1995-OT (27 comp.-43 att.)
396.....Jake Plummer at Green Bay, Jan. 2, 2000 (35 comp.-57 att.)
394.....Jake Plummer vs. N. Orleans, Dec. 20, 1998 (32 comp.-44 att.)
390.....Neil Lomax at Phila., Dec. 7, 1986-OT (30 comp.-48 att.)
*388.....Jake Plummer at N.Y. Giants, Nov. 16, 1997 (22 comp.-33 att.)
Neil Lomax vs. Dallas, Nov. 11, 1984 (27 comp.-52 att.)

*NFL rookie record

Opponent/Game

436.....Charlie Batch vs. Detroit, Nov. 18, 2001 (36 comp.-62 att.)
429.....Dan Marino vs. Miami, Sept. 30, 1984 (24 comp.-37 att.)
419.....Sonny Jurgensen vs. Phila., Dec. 16, 1962 (15 comp.-34 att.)
410.....Don Horn at Green Bay, Dec. 21, 1969 (22 comp.-31 att.)

Pass Attempts

Career

5,096.....Jim Hart, 1966-83
3,153.....Neil Lomax, 1981-89
2,754.....Jake Plummer, 1997-02
2,047.....Charley Johnson, 1961-69

Season

560.....Neil Lomax, 1984 (345 comp.)
547.....Jake Plummer, 1998 (324 comp.)
530.....Jake Plummer, 2002 (284 comp.)
525.....Jake Plummer, 2001 (304 comp.)
521.....Dave Krieg, 1995 (304 comp.)
477.....Jim Hart, 1978 (228 comp.)
475.....Jake Plummer, 2000 (270 comp.)
471.....Neil Lomax, 1985 (266 comp.)
463.....Neil Lomax, 1987 (275 comp.)
443.....Neil Lomax, 1988 (255 comp.)
437.....Timm Rosenbach, 1990 (237 comp.)
425.....Jim Hart, 1980 (228 comp.)

Game

61.....Neil Lomax at S.D., Sept. 20, 1987 (32 comp.-457 yards)
59.....Boomer Esiason at Wash., Nov. 10, 1996-OT (35 comp.-522 yards)
58.....Kent Graham vs. St. Louis Rams, Sept. 29, 1996-OT (37 comp.-366 yards)
57.....Jake Plummer at Green Bay, Jan. 2, 2000 (35 comp.-396 yards)
56.....Jake Plummer vs. Dallas, Nov. 15, 1998 (31 comp.-465 yards)
54.....Neil Lomax at Dallas, Dec. 27, 1987 (28 comp.-314 yards)
53.....Steve Beuerlein at Seattle, Dec. 19, 1993-OT (34 comp.-431 yards)



Quarterback Lamar McHan, a Cardinal from 1954-58, ranks sixth on the Cardinals' career passing list with 6,578 yards.

52.....Kent Graham at Tampa Bay, Sept. 28, 1997 (31 comp.-339 yards)
Neil Lomax vs. Dallas, Nov. 11, 1984 (27 comp.-388 yards)
Neil Lomax vs. L.A. Rams, Nov. 4, 1984 (34 comp.-341 yards)
51.....Lamar McHan vs. L.A. Rams, Nov. 30, 1958 (28 comp.-245 yards)
50.....Three times, most recently by Steve Beuerlein at San Francisco, Oct. 24, 1993 (26 comp.-334 yards)

Opponent/Game

63.....Chris Weinke at Carolina, Dec. 30, 2001 (36 comp.-223 yards)
62.....Charlie Batch vs. Detroit, Nov. 18, 2001 (36 comp.-436 yards)
55.....Tommy Kramer vs. Minnesota, Oct. 25, 1981 (25 comp.-343 yards)

Pass Completions

Career

2,590.....Jim Hart, 1966-83
1,540.....Jake Plummer, 1997-02
1,818.....Neil Lomax, 1981-89
1,030.....Charley Johnson, 1961-69

Season

345.....Neil Lomax, 1984 (560 att.)
324.....Jake Plummer, 1998 (547 att.)
304.....Jake Plummer, 2001 (525 att.)
Dave Krieg, 1995 (521 att.)
284.....Jake Plummer, 2002 (530 att.)
275.....Neil Lomax, 1987 (463 att.)
270.....Jake Plummer, 2000 (475 att.)
266.....Neil Lomax, 1985 (471 att.)
258.....Steve Beuerlein, 1993 (418 att.)
255.....Neil Lomax, 1988 (443 att.)
245.....Chris Chandler, 1992 (413 att.)
240.....Neil Lomax, 1986 (421 att.)
Jim Hart, 1978 (477 att.)

Game

- 37.....Kent Graham vs. St. Louis, Sept. 29, 1996-OT (58 att.-366 yards)
37.....Neil Lomax at Washington, Dec. 16, 1984 (46 att.-468 yards)
35.....Jake Plummer at Green Bay, Jan. 2, 2000 (57 att.-396 yards)
Boomer Esiason at Wash., Nov. 10, 1996-OT (59 att.-522 yards)
34.....Steve Beuerlein at Seattle, Dec. 19, 1993-OT (53 att.-431 yards)
Neil Lomax vs. L.A. Rams, Nov. 4, 1984 (52 att.-341 yards)
32.....Jake Plummer vs. N. Orleans, Dec. 20, 1998 (44 att.-394 yards)
Neil Lomax at San Diego, Sept. 20, 1987 (61 att.-457 yards)
31.....Jake Plummer vs. Dallas, Nov. 15, 1998 (56 att.-465 yards)
Kent Graham at Tampa Bay, Sept. 28, 1997 (52 att.-339 yards)
30.....Neil Lomax at Phila., Dec. 7, 1986, OT (48 att.-390 yards)

Opponent/Game

- 36.....Chris Weinke at Carolina, Dec. 30, 2001 (63 att.-223 yards)
Charlie Batch vs. Detroit, Nov. 18, 2001 (62 comp., 436 yards)
31.....Joe Montana at San Francisco, Oct. 18, 1987 (39 att.-334 yards)
Steve Bartkowski vs. Atlanta, Nov. 9, 1980 (47 att.-378 yards)

Touchdown Passes

Career

- 209.....Jim Hart, 1966-83
136.....Neil Lomax, 1981-89
108.....Charley Johnson, 1961-69
90.....Jake Plummer, 1997-02
51.....Paul Christman, 1945-49
50.....Lamar McHan, 1954-58

Season

- 28.....Charley Johnson, 1963
Neil Lomax, 1984
24.....Neil Lomax, 1983
Neil Lomax, 1987
21.....Charley Johnson, 1964

Game

- 6.....Charley Johnson vs. New Orleans, Nov. 2, 1969
Charley Johnson at Cleveland, Sept. 26, 1965
Jim Hardy vs. Baltimore, Oct. 2, 1950
5.....Charley Johnson vs. Dallas, Dec. 9, 1962
4.....Jake Plummer vs. Detroit, Nov. 18, 2001
*Jake Plummer vs. Washington, Dec. 7, 1997
Kent Graham vs. St. Louis, Sept. 29, 1996-OT
Dave Krieg vs. Atlanta, Nov. 26, 1995, OT
Gary Hogeboom at Seattle, Sept. 17, 1989
Neil Lomax vs. Seattle, Nov. 13, 1983
Jim Hart at Dallas, Sept. 28, 1975
Jim Hart vs. N.Y. Giants, Oct. 28, 1973
Jim Hart at Philadelphia, Oct. 22, 1967
Charley Johnson vs. Philadelphia, Dec. 8, 1963
John Roach at L.A. Rams, Sept. 23, 1960
Lamar McHan at Washington, Nov. 9, 1958
Lamar McHan vs. Philadelphia, Nov. 4, 1956
Ray Mallouf at N.Y. Giants, Oct. 17, 1948
Paul Christman at Detroit, Oct. 13, 1946
*Cardinal rookie record

Opponent/Game

- 6.....Bob Griese vs. Miami, Nov. 24, 1977
Billy Kilmer vs. New Orleans, Nov. 2, 1969

Passes Had Intercepted

Career

- 247.....Jim Hart, 1966-83
110.....Charley Johnson, 1961-69

Season

- 30.....Jim Hart, 1967
27.....Wilson Schwenk, 1942
24.....Jake Plummer, 1999
Charley Johnson, 1964
Jim Hardy, 1950
22.....Paul Christman, 1947
Lamar McHan, 1954

Game

- *8.....Jim Hardy vs. Philadelphia, Sept. 24, 1950
*NFL record

Opponent/Game

- 5.....Heath Shuler at Washington, Oct. 16, 1994
Gary Danielson vs. Detroit, Dec. 4, 1978
Norm Sneed at Philadelphia, Oct. 2, 1966
Eddie LeBaron at Dallas, Nov. 5, 1961



Quarterback Steve Beuerlein set Cardinal records for single-game and single-season completion percentage.

Lowest Interception Rate

Season

- 2.0.....Kent Graham, 1997 (250-5)
2.1.....Jim Hart, 1974 (388-8)
2.5.....Neil Lomax, 1988 (443-11)
Neil Lomax, 1985 (471-12)
2.6.....Kent Graham, 1996 (274-7)
Neil Lomax, 1987 (463-12)

Completion Percentage

Season

- 61.7.....Steve Beuerlein, 1993 (258-418)
61.6.....Neil Lomax, 1984 (345-560)
59.4.....Neil Lomax, 1987 (275-463)
59.3.....Chris Chandler, 1992 (245-413)
59.2.....Jake Plummer, 1998 (324-547)
57.9.....Jake Plummer, 2001 (304-525)

Game

- 81.8.....Steve Beuerlein at Atlanta, Jan. 2, 1994 (27-33)
81.3.....John Roach vs. Washington, Nov. 6, 1960 (13-16)
80.4.....Neil Lomax at Washington, Dec. 16, 1984 (37-46)
78.9.....Jim Hart vs. Washington, Oct. 27, 1974 (15-19)
77.8.....Neil Lomax vs. Seattle, Nov. 13, 1983 (21-27)
Ray Mallouf at N.Y. Giants, Oct. 17, 1948 (14-18)

Opponent/Game

- 85.7.....Sonny Jurgensen at Washington, Oct. 10, 1965 (12-14)
83.3.....Fran Tarkenton at N.Y. Giants, Oct. 25, 1970 (15-18)
83.3.....Dan Fouts at San Diego, Sept. 26, 1976 (15-18)

(Individual Passing Records continued on page 402)

(Individual Passing Records continued from page 401)

Longest Pass Plays

- 98.....Jim Hart to Ahmad Rashad vs. L.A. Rams, Dec. 10, 1972
Ogden Compton to Dick Lane at Green Bay, Nov. 13, 1955 (TD)
Doug Russell to Gaynell Tinsley vs. Cleveland Rams,
Nov. 27, 1938 (TD)
97.....Pat Coffee to Gaynell Tinsley vs. Chicago, Dec. 5, 1937 (TD)
93.....Neil Lomax to Ernie Jones vs. Phila., Dec. 10, 1988 (TD)
91.....M.C. Reynolds to John David Crow at Cleveland Browns,
Dec. 12, 1958 (TD)

Opponent/Game

- 93.....Dick Gordon from Jack Concannon at Chicago, Nov. 19, 1967 (TD)
90.....Mike Quick from Ron Jaworski at Phila., Oct. 28, 1984 (TD)
88.....Anthony Allen from Ed Rubbert at Wash., Oct. 4, 1987 (TD)
87.....Tiki Barber from Kent Graham vs. N.Y. Giants, Dec. 6, 1998 (TD)
Michael Irvin from Troy Aikman at Dallas, Sept. 20, 1992
Ben Hawkins from Norm Snead vs. Phila., Oct. 22, 1967 (TD)
85.....Bert Emanuel from Jeff George at Atlanta, Dec. 24, 1994
Gene Washington from Joe Kapp at Minn., Oct. 8, 1967 (TD)

Longest Completed Pass Not For Touchdown

- 98.....Jim Hart to Ahmad Rashad vs. L.A. Rams, Dec. 10, 1972
*NFL record

Most Consecutive Pass Completions

Game

- 15.....Jake Plummer vs. Washington, Nov. 8, 1998
14.....Kent Graham vs. St. Louis, Sept. 29, 1996-OT
Steve Beuerlein at Atlanta, Jan. 2, 1994
12.....Neil Lomax at Tampa Bay, Dec. 20, 1987
Neil Lomax: 5 vs. N.Y. Giants, Oct. 25, 1987; 7 vs. Philadelphia,
Nov. 2, 1987
Jim Hart vs. Chicago, Sept. 25, 1977
11.....Jake Plummer vs. Atlanta, Sept. 30, 2001
10.....Steve Beuerlein at Detroit, Sept. 26, 1993
Neil Lomax vs. New Orleans, Dec. 6, 1981

Most Consecutive Games Throwing Touchdown Pass

- 19.....Neil Lomax (Game 9 in 1983-Game 11 in 1984)
16.....Charley Johnson (Game 4 in 1964-Game 5 in 1965)
14.....Neil Lomax (Games 1-2, 6-15 in 1987; Games 1-2 in 1988)
12.....Neil Lomax (Games 1-2 and 6-15 in 1987)
8.....Neil Lomax (Games 4-11 in 1988)
Neil Lomax (Game 13 in 1984-Game 4 in 1985)
Charley Johnson (Games 4-11 in 1963)

Fewest Passes Had Intercepted

Season

- 4.....Paul Christman, 1948 (114 att.)
Ray Mallouf, 1941 (96 att.)
5.....Kent Graham, 1997 (250 att.)
Jim Hart, 1972 (119 att.)
6.....Neil Lomax, 1982 (205 att.)
Lamar McHan, 1954 (255 att.)
Ray Mallouf, 1948 (143 att.)

Highest NFL Passer Rating

Season

- 92.5.....Neil Lomax, 1984
92.0.....Neil Lomax, 1983
91.2.....Ray Mallouf, 1948
88.5.....Neil Lomax, 1987
86.7.....Neil Lomax, 1988



Quarterback Jake Plummer completed 15 consecutive passes against Washington in 1998, a Cardinal single-game record.

Individual Receiving Records

Total Receptions

Career

535.....	Larry Centers, 1990-98
522.....	Roy Green, 1979-90
493.....	Frank Sanders, 1995-02
480.....	Jackie Smith, 1963-77
469.....	Pat Tilley, 1976-86
418.....	Bobby Joe Conrad, 1958-68
377.....	J.T. Smith, 1985-90
351.....	Mel Gray, 1971-82
328.....	Sonny Randle, 1959-66
322.....	Rob Moore, 1995-2001

Season

101.....	Larry Centers, 1995 (962 yards, 2 TD)
99.....	Larry Centers, 1996 (766 yards, 7 TD)
98.....	David Boston, 2001 (1,598 yards, 8 TD)
97.....	Rob Moore, 1997 (1,584 yards, 8 TD)
91.....	J.T. Smith, 1987 (1,117 yards, 8 TD)
89.....	Frank Sanders, 1998 (1,145 yards, 3 TD)
83.....	J.T. Smith, 1988 (986 yards, 7 TD)
80.....	J.T. Smith, 1986 (1,014 yards, 6 TD)
79.....	Frank Sanders, 1999 (954 yards, 1 TD)
78.....	Roy Green, 1984 (1,555 yards, 12 TD)
	Roy Green, 1983 (1,227 yards, 14 TD)
77.....	Larry Centers, 1994 (647 yards, 2 TD)
75.....	Frank Sanders, 1997 (1,017 yards, 4 TD)

Game

16.....	Sonny Randle at N.Y. Giants, Nov. 4, 1962 (256 yards, 1 TD)
13.....	Frank Sanders at Green Bay, Jan. 2, 2000 (118 yards, 1 TD)
	Larry Centers vs. St. Louis, Sept. 29, 1996, OT (83 yards)
12.....	Larry Centers vs. Dallas, Dec. 25, 1995 (172 yards)
	Gary Clark at Seattle, Dec. 19, 1993, OT (152 yards, 1 TD)
	Ottis Anderson at Wash., Dec. 16, 1984 (124 yards)
11.....	Frank Sanders vs. Dallas, Nov. 15, 1998 (190 yards-1 TD)
	Larry Centers at Indianapolis, Sept. 1, 1996 (108 yards)
	J.T. Smith vs. San Diego, Oct. 1, 1989 (123 yards)
	J.T. Smith at Dallas, Dec. 27, 1987 (102 yards, 1 TD)
	Ottis Anderson vs. L.A. Rams, Nov. 4, 1984 (74 yards)
	Sonny Randle at Wash., Nov. 20, 1960 (146 yards, 3 TD)
10.....	Michael Pittman vs. N.Y. Giants, Nov. 26, 2000 (96 yards, TD)
	Frank Sanders vs. New Orleans, Dec. 20, 1998 (138 yards)
	Frank Sanders vs. Oakland, Oct. 4, 1998 (118 yards)
	Frank Sanders vs. Tennessee, Oct. 26, 1997 (98 yards)
	Larry Centers at Minnesota, Dec. 1, 1996 (85 yards, 1 TD)
	Larry Centers vs. Chicago, Nov. 27, 1994 (59 yards)
	J.T. Smith at Detroit, Sept. 10, 1989 (121 yards)
	J.T. Smith at Houston, Nov. 20, 1988 (114 yards, 1 TD)
	J.T. Smith at Atlanta, Nov. 29, 1987 (109 yards)
	J.T. Smith at Phila., Nov. 1, 1987 (112 yards, 1 TD)
	J.T. Smith at Philadelphia, Dec. 7, 1986 (131 yards)
	J.T. Smith at S.F., Nov. 9, 1986 (154 yards, 2 TD)
	Roy Green vs. Dallas, Sept. 19, 1982 (170 yards)
	Dave Williams vs. Phila., Nov. 23, 1989 (94 yards, 1 TD)
	John Gilliam at Pitt., Oct. 5, 1969 (197 yards, 1 TD)
	Gerr Nagler vs. N.Y. Giants, Nov. 1, 1953 (124 yards, 1 TD)
	Don Stonestifer vs. Wash., Sept. 27, 1953 (92 yards)

Opponent/Game

14.....	Rod Smith vs. Denver, Sept. 23, 2001 (162 yards, 2 TD)
	Cris Carter vs. Minnesota, Oct. 2, 1994 (167 yards)
12.....	Cris Carter vs. Minnesota, Nov. 12, 1995, OT (157 yards)
	Emmitt Smith vs. Dallas, Nov. 22, 1992 (88 yards)
	Harold Carmichael vs. Phila., Oct. 14, 1973 (187 yards)
11.....	Fred Barnett at Phila., Nov. 6, 1994 (173 yards, 2 TD)
	Mark Bavaro vs. N.Y. Giants, Dec. 13, 1987 (137 yards, 1 TD)
	Art Monk at Washington, Dec. 16, 1984 (136 yards)
	Doug Kotar vs. N.Y. Giants, Oct. 3, 1976 (132 yards)
	Tommy McDonald at Phila., Oct. 1, 1961 (182 yards)

Touchdowns Receiving

Career

66.....	Roy Green, 1979-90
60.....	Sonny Randle, 1959-66
45.....	Mel Gray, 1971-82
40.....	Jackie Smith, 1963-77
38.....	Bobby Joe Conrad, 1958-68

Season

16.....	Sonny Randle, 1960
14.....	Roy Green, 1983; Mal Kutner, 1948
12.....	Roy Green, 1984; Sonny Randle, 1963; Bob Shaw, 1950

Game

*5.....	Bob Shaw vs. Baltimore, Oct. 2, 1950
4.....	J.T. Smith at Washington, Oct. 8, 1989
	Roy Green at Seattle, Sept. 17, 1989
	Roy Green vs. Seattle, Nov. 13, 1983
	Dave Williams vs. New Orleans, Nov. 2, 1969
3.....	Many times, most recently by Rob Moore vs. Wash., Dec. 7, 1997

*NFL record

Opponent/Game

4.....	Earnest Gray vs. N.Y. Giants, Sept. 7, 1980
--------	---------------------------------------------

Total Receiving Yardage

Career

8,497.....	Roy Green, 1979-90
7,918.....	Jackie Smith, 1963-77
7,005.....	Pat Tilley, 1976-86
6,644.....	Mel Gray, 1971-82
6,579.....	Frank Sanders, 1995-02
5,828.....	Bobby Joe Conrad, 1958-68

Season

1,598.....	David Boston, 2001
1,584.....	Rob Moore, 1997
1,555.....	Roy Green, 1984
1,227.....	Roy Green, 1983
1,205.....	Jackie Smith, 1967
1,158.....	Sonny Randle, 1962

Game

256.....	Sonny Randle vs. N.Y. Giants, Nov. 4, 1962 (16 rec., 1 TD)
212.....	Jackie Smith vs. Pittsburgh, Oct. 13, 1963 (9 rec., 2 TD)
198.....	Sonny Randle at Cleveland, Sept. 26, 1965 (7 rec., 3 TD)
197.....	John Gilliam vs. Pittsburgh, Oct. 5, 1969 (10 rec., 1 TD)
196.....	Roy Green at Washington, Dec. 16, 1984 (8 rec., 2 TD)

Opponent/Game

255.....	Anthony Allen at Washington, Oct. 4, 1987 (7 rec.)
210.....	Michael Irvin at Dallas, Sept. 20, 1992 (8 rec.)
203.....	Kevin Williams vs. Dallas, Dec. 25, 1995 (9 rec.)
203.....	James Dixon vs. Dallas, Nov. 12, 1989 (12 rec.)
199.....	Tim Brown vs. Philadelphia, Dec. 16, 1962 (5 rec.)

Most Consecutive Games Catching Passes

121.....	Mel Gray (Game 3 in 1973-Game 4 in 1982)
94.....	Bobby Joe Conrad (Game 9 in 1961-Game 4 in 1968)
89.....	Larry Centers (Game 7 in 1993-Game 16 in 1998)
74.....	Roy Green (Game 2 in 1981-Game 10 in 1986)
65.....	Rob Moore (Game 1 in 1995-Game 2 in 1999)
60.....	Frank Sanders (Game 1 in 1996-Game 12 in 1999)
	Sonny Randle (Game 2 in 1961-Game 7 in 1964)

(Individual Receiving Records continued on page 404)

Most Consecutive Games Catching Touchdown Pass

- 5.....Ricky Proehl, 1993
Jackie Smith, 1967
Bobby Joe Conrad, 1963
Sonny Randle, 1960 and '61-62 (twice)
Bob Shaw, 1950
Mal Kutner, 1947
4.....David Boston, 2001
Roy Green, 1986
Roy Green, 1983-84

Most Consecutive 100-Yard Games

- 4.....Rob Moore, 1997
3.....Numerous times, most recently by David Boston, 2001; Roy Green, 1984

Most Passes Caught By Running Back Season

- *101.....Larry Centers, 1995
99.....Larry Centers, 1996
77.....Larry Centers, 1994
73.....Michael Pittman, 2000
70.....Otis Anderson, 1984
69.....Larry Centers, 1998
66.....Larry Centers, 1993
56.....Earl Ferrell, 1986
54.....Larry Centers, 1997
Otis Anderson, 1983
51.....Otis Anderson, 1981
50.....Larry Centers, 1992
Terry Metcalf, 1974
*NFL record

Ind. Comb. Yardage Records

Rushing/Receiving/Returns

Career

- 11,988.....Stump Mitchell, 1981-89 (4,649/1,955/5,384)
10,861.....Roy Green, 1979-90 (148/8,497/2,216)
10,494.....Otis Anderson, 1979-86 (7,999/2,495/0)
9,040.....Terry Metcalf, 1973-77 (3,438/1,862/3,748)
8,509.....Ollie Matson, 1952, '54-58 (3,331/2,150/3,028)

Season

- 2,462.....Terry Metcalf, 1975 (816/378/1,268)
2,402.....MarTay Jenkins, 2000 (-4/219/2,187)

- 2,121.....Kevin Williams, 1997 (-2/203/1,920)
2,058.....Terry Metcalf, 1974 (718/377/963)
2,022.....Terry Metcalf, 1977 (739/403/880)

Game

- 284.....Ollie Matson vs. Pittsburgh, Dec. 31, 1954 (85/74/125)
280.....Terry Metcalf vs. Buffalo, Nov. 27, 1975 (7/52/221)
278.....Ollie Matson vs. Pittsburgh, Oct. 26, 1952 (82/121/75)
276.....Ollie Matson vs. Washington, Nov. 21, 1954 (163/64/49)
Ollie Matson at Pittsburgh, Nov. 28, 1954 (115/161/0)

Ind. Interception Records

Total Interceptions

Career

- 52.....Larry Wilson, 1960-72
46.....Aeneas Williams, 1991-2000
40.....Roger Wehrli, 1969-82
30.....Dick Lane, 1954-59
29.....Pat Fischer, 1961-67

Season

- 12.....Bob Nussbaumer, 1949
11.....Lindon Crow, 1956
10.....Larry Wilson, 1966
Pat Fischer, 1964
Jerry Norton, 1960
Dick "Night Train" Lane, 1954
Ray Ramsey, 1953

Game

- **4.....Kwame Lassiter vs. San Diego, Dec. 27, 1998
Jerry Norton at Pittsburgh, Nov. 26, 1961
Jerry Norton at Washington, Nov. 20, 1960
Bob Nussbaumer at N.Y. Bulldogs, Nov. 13, 1949
3.....Adrian Wilson vs. Dallas, Oct. 20, 2002
Ronald McKinnon vs. Chicago, Oct. 11, 1998
Ken Greene vs. Buffalo, Nov. 15, 1981
Perry Smith at Detroit, Dec. 3, 1978
Roger Wehrli vs. Dallas, Dec. 7, 1975
Larry Wilson vs. Chicago, Oct. 31, 1966
Larry Wilson vs. Cleveland, Dec. 19, 1955

- 3.....Bobby Joe Conrad at Pittsburgh, Dec. 13, 1958
Don Paul vs. N.Y. Giants, Nov. 1, 1953
Ray Ramsey vs. Philadelphia, Sept. 30, 1951
Jerry Davis at L.A. Rams, Dec. 4, 1949
Mal Kutner at Green Bay, Nov. 24, 1946
**Ties NFL record

Opponent/Game

- 3.....Ronnie Heard at San Francisco, Oct. 27, 2002
Champ Bailey vs. Washington, Oct. 17, 1999
Mike Prior at Indianapolis, Dec. 20, 1992
Brad Edwards at Washington, Nov. 29, 1992
Gene Atkins vs. New Orleans, Dec. 22, 1991
Jack Pardee at Washington, Oct. 17, 1971
Richie Petitbon vs. Washington, Sept. 19, 1971
Curtis Gentry at Chicago, Nov. 19, 1967
Nate Ramsey vs. Philadelphia, Nov. 28, 1965

Interception Yardage

Career

- 800.....Larry Wilson, 1960-72
653.....Aeneas Williams, 1991-2000
628.....Dick "Night Train" Lane, 1954-59
529.....Pat Fischer, 1961-67
501.....Mike Sensibaugh, 1972-77

Season

- 237.....Ray Ramsey, 1953
206.....Dick Lane, 1956

Game

- 115.....Larry Wilson vs. Cleveland, Dec. 19, 1965 (3 int., TD)
110.....Jerry Norton at Pittsburgh, Nov. 26, 1961 (4 int., 2 TD)
106.....Ken Greene vs. Buffalo, Nov. 15, 1981 (3 int.)

Opponent/Game

- 103.....Brad Edwards at Washington, Nov. 29, 1992 (3 int., TD)
99.....Gene Atkins vs. New Orleans, Dec. 22, 1991 (3 int.)

Longest Interception Return

- 96.....Larry Wilson vs. Cleveland, Dec. 19, 1965 (TD)
92.....Leo Sanford at Pittsburgh, Sept. 26, 1955 (TD)
91.....Larry Wilson at Philadelphia, Oct. 2, 1966 (TD)
79.....Mike Sensibaugh vs. N.Y. Giants, Oct. 31, 1977 (TD)
78.....Kwame Lassiter vs. Philadelphia, Dec. 16, 1979
Carl Allen vs. Chicago, Dec. 16, 1979
72.....Lorenzo Lynch vs. Seattle, Oct. 29, 1995-OT (TD)
70.....Tommy Bennett at Philadelphia, Dec. 13, 1998 (TD)
Carl Allen vs. Philadelphia, Sept. 28, 1980 (TD)
69.....Dick Lane at Philadelphia, Nov. 15, 1959 (TD)
68.....Bob Nussbaumer at Green Bay, Oct. 16, 1949
67.....Leonard Smith vs. Green Bay, Sept. 29, 1985
66.....Bernard Wilson vs. Philadelphia, Nov. 2, 1997 (TD)
Dick Lane vs. N.Y. Giants, Oct. 1, 1956 (TD)
65.....Aeneas Williams at Philadelphia, Dec. 22, 1996 (TD)
*Longest OT int. return for a touchdown in NFL history

Opponent/Game

- 93.....Eric Turner at Cleveland, Sept. 18, 1994 (TD)
90.....Mel Renfro vs. Dallas, Oct. 4, 1965 (TD)

Interception Returns For Touchdown

Career

- 6.....Aeneas Williams, 1991-2000
5.....Larry Wilson, 1960-72
3.....Robert Massey, 1991-93
Bill Blackburn, 1946-50
Pat Fischer, 1961-67

Season

- 3.....Robert Massey, 1992
2.....Aeneas Williams, 1997
Aeneas Williams, 1995
Larry Wilson, 1966
Pat Fischer, 1964
Jerry Norton, 1961
Billy Stacy, 1961
Billy Blackburn, 1948

Game

- **2.....Robert Massey vs. Washington, Oct. 4, 1992
Billy Stacy at Dallas, Nov. 5, 1961
Jerry Norton at Pittsburgh, Nov. 26, 1961
Billy Blackburn vs. Boston, Oct. 24, 1948
**Ties NFL record

Most Consecutive Games With Int.

- 7.....Larry Wilson, 1966
6.....Dick Lane, 1954-55
5.....Pat Fischer, 1963

Quarterback Sacks

Quarterback Sacks

Career

- 66.0.....Freddie Joe Nunn, DE, 1985-93
53.5.....Simeon Rice, DE, 1996-00
50.5.....Curtis Greer, DE, 1980-88
47.5.....Ken Harvey, LB, 1988-93
45.5.....Eric Swann, DT, 1991-99
37.5.....Al Baker, DE, 1983-86
37.0.....David Galloway, DT, 1982-89
25.0.....E.J. Junior, LB, 1981-88
18.0.....Mark Smith, DT, 1997-99
17.0.....Clyde Simmons, DE, 1994-95

Game

- 4.5.....Curtis Greer vs. Philadelphia, Dec. 18, 1983
3.0.....Simeon Rice at Philadelphia, Nov. 19, 2000
Ken Harvey at Washington, Sept. 12, 1993
Ken Harvey at Dallas, Nov. 3, 1991
Ken Harvey at Atlanta, Dec. 9, 1990
Freddie Joe Nunn at Dallas, Oct. 30, 1988
Curtis Greer vs. Dallas, Sept. 13, 1987
Al Baker vs. Philadelphia, Dec. 18, 1983
E.J. Junior at N.Y. Giants, Dec. 4, 1983
David Galloway vs. Seattle, Nov. 13, 1983
Curtis Greer vs. Dallas, Sept. 11, 1983

Opponent/Game

- 3.5.....Reggie White vs. Philadelphia, Nov. 2, 1986
3.0.....Keith Hamilton vs. N.Y. Giants, Nov. 26, 2000
Brad Culpepper at Tampa Bay, Sept. 28, 1997
Kenny Holmes vs. Tennessee, Oct. 26, 1997
Michael Strahan at N.Y. Giants, Nov. 16, 1997
Carnell Lake vs. Pittsburgh, Nov. 39, 1997
William Fuller at Philadelphia, Dec. 22, 1996
Tracy Scroggins at Detroit, Sept. 17, 1995
Leslie O'Neal at San Diego, Dec. 9, 1995
Reynaldo Turnbull vs. New Orleans, Oct. 31, 1993
Andre Collins vs. Washington, Oct. 17, 1994
Clyde Simmons vs. Philadelphia, Sept. 13, 1992
Leslie O'Neal vs. San Diego, Dec. 6, 1992

- 3.0.....Leonard Marshall vs. N.Y. Giants, Nov. 10, 1991
Chris Doleman at Minnesota, Oct. 13, 1991
Lawrence Taylor vs. N.Y. Giants, Nov. 5, 1989
Clyde Simmons at Philadelphia, Nov. 7, 1988
Gary Jeter vs. L.A. Rams, Nov. 15, 1987
Ron Holmes at Tampa Bay, Dec. 20, 1987
Dexter Manley vs. Washington, Nov. 30, 1986
Charles Mann at Washington, Oct. 7, 1985
Jack Youngblood vs. L.A. Rams, Nov. 4, 1984
Ron Ferrari vs. San Francisco, Sept. 18, 1983
Harvey Martin vs. Dallas, Sept. 19, 1982

Consecutive Games With Sack

- 7.....Curtis Greer (Games 13-16, 1984-games 1-3, 1985)
5.....Curtis Greer (Games 6-10, 1984)
Al Baker (Games 12-16, 1984)
4.....Curtis Greer (Games 2-5, 1983)
Eric Swann (Games 10-13, 1995)
Simeon Rice (Games 1-5, 1996)

Multiple-Player, Multiple-Sack Games

- 9.5.....Curtis Greer (4.5), Al Baker (3), and David Galloway (2) vs. Phila.
Dec. 18, 1983
8.5.....Al Baker (2.5), Leonard Smith (2), Anthony Bell (2), and
Freddie Joe Nunn (2) at Philadelphia, Dec. 7, 1986
6.5.....E.J. Junior (2.5), Al Baker (2), and Curtis Greer (2)
at New England, Dec. 2, 1984
5.0.....Curtis Greer (3) and Colin Scotts (2) vs. Dallas, Sept. 13, 1987
4.5.....Freddie Joe Nunn (2.5) and Rod Saddler (2) at Phila., Nov. 22, 1987
4.0.....Simeon Rice (2) and Mark Smith (2) at Washington, Nov. 22, 1998
Clyde Simmons (2) and Eric Swann (2) vs. Minn., Nov. 12, 1995
Curtis Greer (2) and David Galloway (2) at Phila., Oct. 28, 1984
Curtis Greer (2) and David Galloway (2) vs. S.D., Nov. 20, 1983
Elois Grooms (2) and Curtis Greer (2) vs. S.F., Nov. 21, 1982

Individual Punting Records

Total Punts

Career

- 395 **Scott Player, 1998-**
360 Carl Birdsong, 1981-85
346 Rich Camarillo, 1989-93
337 Jeff Feagles, 1994-97
248 Chuck Latourette, 1967-68, '70-71

Season

- 100 Larry Swider, 1980 (41.5 avg.)
98 Jeff Feagles, 1994 (40.6 avg.)
94 **Scott Player, 1999 (42.0 avg.)**
91 Jeff Feagles, 1997 (44.3 avg.)
88 **Scott Player, 2002 (43.9 avg.)**
65 Jerry Norton, 1961 (44.7 avg.)
Carl Birdsong, 1985 (41.7 avg.)
Carl Birdsong, 1983 (41.5 avg.)

Game

- 12 Beryl Clark vs. Detroit, Oct. 15, 1940
11 Larry Swider vs. Washington, Dec. 21, 1980
Gary Keithley at Washington, Oct. 21, 1973
King Hill vs. Minnesota, Oct. 19, 1969
10 **Scott Player at N.Y. Jets, Nov. 7, 1999**
Carl Birdsong at N.Y. Giants, Dec. 4, 1983
Carl Birdsong vs. Washington, Jan. 2, 1983
Jerry Norton vs. N.Y. Giants, Oct. 8, 1961
Charley Trippi at Philadelphia, Dec. 4, 1955
Charley Trippi vs. Philadelphia, Oct. 3, 1954
Frank Poltfoot vs. N.Y. Giants, Nov. 25, 1951
Jim Hardy at Chicago, Oct. 8, 1950

Opponent/Game

- 11 Don Chandler vs. N.Y. Giants, Oct. 8, 1961

Average Yards

Career

- 44.9 Jerry Norton, 1959-61 (183-8,219)
43.7 Rich Camarillo, 1989-93 (346-15,114)
43.0 Jeff Feagles, 1994-97 (337-14,503)
42.6 **Scott Player, 1998- (395-16,840)**
41.5 Larry Swider, 1980 (100-4,111)

Season

- 45.6 Jerry Norton, 1960 (39-1,778)
45.3 Rich Camarillo, 1991 (76-3,445)
44.9 Jerry Norton, 1959 (59-2,649)
44.7 Jerry Norton, 1961 (85-3,799)
44.3 Jeff Feagles, 1997 (91-4,028)

Game

- 54.0 Greg Cater at San Francisco, Oct. 18, 1987 (2-108)
53.3 Dave Mann at Pittsburgh, Oct. 13, 1957 (4-213)
53.2 Rich Camarillo vs. Atlanta, Oct. 20, 1991 (5-266)
52.8 Jerry Norton at Philadelphia, Nov. 15, 1959 (5-264)
52.7 Rich Camarillo vs. San Diego, Dec. 6, 1992 (3-158)

Opponent/Game (minimum 4 punts)

- 57.0 Mark Royals at New Orleans, Dec. 14, 1997 (6-342)
55.6 Louie Aguilar vs. Kansas City, Oct. 1, 1995 (5-278)
54.3 Tom Rouen vs. Denver, Sept. 23, 2001 (4-217)
54.0 Harry Newsome at Minnesota, Oct. 13, 1991 (5-270)

Longest Punt

- 84 Doug Russell vs. Chicago, Sept. 11, 1938
81 Mike Wood at N.Y. Giants, Dec. 10, 1978
78 Ernie Nevers vs. Green Bay, Nov. 13, 1930
Jerry Norton at Dallas, Nov. 5, 1961

Opponent/Game

- 71 Billy Lothridge at Dallas, Sept. 12, 1964
69 Tom Tupa at N.Y. Jets, Nov. 7, 1999
Tom Blanchard vs. New Orleans, Dec. 8, 1974

Ind. Punt Return Records

Total Punt Returns

Career

- 193 Vai Sikahema, 1986-90
156 Stump Mitchell, 1981-89
80 Terry Metcalf, 1973-77
71 Arnold Jackson, 2001-02
Willard Harrell, 1978-84
64 Chuck Latourette, 1967-68, '70-71

Season

- 44 Vai Sikahema, 1987
43 Eric Metcalf, 1998
Vai Sikahema, 1986
42 Stump Mitchell, 1981
41 Patrick Robinson, 1994
40 Arnold Jackson, 2001
Kevin Williams, 1997
38 Stump Mitchell, 1983
Stump Mitchell, 1984
Vai Sikahema, 1989

Game

- 8 Stump Mitchell at Washington, Jan. 2, 1983
7 Vai Sikahema vs. Pittsburgh, Oct. 9, 1988
Vai Sikahema vs. Dallas, Sept. 13, 1987
Stump Mitchell at N.Y. Giants, Dec. 4, 1983

- 6 Arnold Jackson at N.Y. Giants, Nov. 11, 2001
Kevin Williams at Baltimore, Nov. 23, 1997
Kevin Williams vs. Dallas, Sept. 7, 1997
Vai Sikahema vs. San Diego, Oct. 1, 1989
Stump Mitchell at Atlanta, Oct. 18, 1981
Gary Hammond vs. Philadelphia, Sept. 15, 1974
Chuck Latourette vs. Houston, Nov. 1, 1970

Opponent/Game

- 9 Mike Nelms vs. Washington, Dec. 21, 1980

Punt Return Yardage

Career

- 2,152 Vai Sikahema, 1986-90
1,377 Stump Mitchell, 1981-89
921 Terry Metcalf, 1973-77
864 Charley Trippi, 1947-55
854 Willard Harrell, 1978-84

Season

- 550 Vai Sikahema, 1987
522 Vai Sikahema, 1986
462 Kevin Williams, 1997
461 Arnold Jackson, 2001
445 Stump Mitchell, 1981
433 Vai Sikahema, 1989
373 Mac Cody, 1999
345 Chuck Latourette, 1968

Game

- 145.....Vai Sikahema vs. Tampa Bay, Dec. 21, 1986
143.....Chuck Latourette at New Orleans, Sept. 29, 1968
142.....Johnny Roland at Philadelphia, Oct. 2, 1966
110.....Kevin Williams at Baltimore, Nov. 23, 1997
100.....Johnny Bailey vs. Dallas, Nov. 22, 1992
99.....Don Paul at Philadelphia, Nov. 19, 1950

Opponent/Game

- 126.....Dante Hall at Kansas City, Dec. 1, 2002
Eddie Kennison vs. St. Louis, Sept. 29, 1996-OT
118.....Derrick Shepard at Washington, Oct. 3, 1987
110.....Dre Bly at St. Louis, Dec. 15, 2002
107.....Dennis Morgan vs. Dallas, Oct. 13, 1974

Longest Punt Return

- 951.....Frank Bernardi at Washington, Oct. 14, 1956
881.....Phil Sarboe vs. N.Y. Giants, Oct. 17, 1935
861.....Chuck Latourette at New Orleans, Sept. 29, 1968
Johnny Roland at Philadelphia, Oct. 2, 1966
841.....Ken Hall vs. Pittsburgh, Nov. 1, 1959

Opponent/Game

- 981.....Dennis Morgan vs. Dallas, Oct. 13, 1974
901.....Dante Hall at Kansas City, Dec. 1, 2002
811.....Lionel James at San Diego, Sept. 20, 1987
801.....Roy Jefferson vs. Pittsburgh, Nov. 10, 1968

Average Yards

Career

- 13.7.....Charley Trippi, 1947-55 (63-864)
12.0.....Willard Harrell, 1978-84 (71-854)
11.5.....Terry Metcalf, 1973-77 (80-921)
11.2.....Vai Sikahema, 1986-90 (193-2,152)
9.4.....Mac Cody, 1999-2000 (63-595)

Season (15 or more returns)

- 20.93.....John "Red" Cochran, 1949 (15-314)
20.88.....Jerry Davis, 1948 (16-334)
13.15.....Johnny Bailey, 1992 (20-263)
13.08.....Terry Metcalf, 1974 (26-340)
12.50.....Vai Sikahema, 1987 (44-550)

Game

- 47.7.....Chuck Latourette at New Orleans, Sept. 29, 1968 (3-143)
47.3.....Johnny Roland at Philadelphia, Oct. 2, 1966 (3-142)
36.3.....Vai Sikahema vs. Tampa Bay, Dec. 21, 1986 (4-145)
33.0.....Don Paul at Philadelphia, Nov. 19, 1950 (3-99)
32.3.....Frank Bernardi at Washington, Oct. 14, 1956 (3-97)

Opponent/Game

- 39.3.....Derrick Shepard at Washington, Oct. 4, 1987 (3-118)
32.0.....Eddie Kennison vs. St. Louis, Sept. 29, 1996-OT (4-128)
27.5.....Dre Bly at St. Louis, Dec. 15, 2002 (4-110)
23.5.....Roy Jefferson vs. Pittsburgh, Nov. 10, 1968 (4-94)

Most Touchdowns

- 3.....Ollie Matson, 1954-55
2.....Vai Sikahema, 1986 (both vs. Tampa Bay, Dec. 21, 1986)
Charley Trippi, 1948
John "Red" Cochran, 1949
Billy Stacy, 1959

Ind. Kickoff Return Records

Total Kickoff Returns

Career

- 177.....Stump Mitchell, 1981-89
164.....Vai Sikahema, 1986-90
151.....MarTay Jenkins, 2000-02
107.....Terry Metcalf, 1973-77
86.....Ollie Matson, 1952, 54-58
83.....Roy Green, 1979-90

Season

- 62.....MarTay Jenkins, 2000
59.....Kevin Williams, 1997
57.....Eric Metcalf, 1998
55.....Stump Mitchell, 1981
54.....Leeland McElroy, 1996

Game

- 8.....MarTay Jenkins at Jacksonville, Dec. 10, 2000
7.....Kevin Kasper at Denver, Dec. 29, 2002
Kevin Kasper at St. Louis, Dec. 15, 2002
MarTay Jenkins vs. Denver, Sept. 23, 2001
MarTay Jenkins vs. Philadelphia, Oct. 15, 2000
Kevin Williams vs. Atlanta, Dec. 21, 1997
Kevin Williams vs. Washington, Dec. 7, 1997
Leeland McElroy at Washington, Nov. 10, 1996-OT
Leeland McElroy at Minnesota, Dec. 1, 1996
Ryan Terry at Dallas, Sept. 24, 1995
Johnny Bailey at Seattle-OT, Dec. 19, 1993
Larry Centers at Dallas, Dec. 16, 1990
Stump Mitchell at Washington, Nov. 1, 1981
Stump Mitchell at Atlanta, Oct. 18, 1981
Terry Metcalf vs. Dallas, Oct. 9, 1977
Willie Carter vs. Philadelphia, Oct. 25, 1953

- 6.....Kevin Kasper at Kansas City, Dec. 1, 2002
Kevin Kasper vs. Oakland, Nov. 24, 2002
MarTay Jenkins at San Francisco, Oct. 27, 2002
MarTay Jenkins vs. N.Y. Giants, Nov. 26, 2000
MarTay Jenkins at Philadelphia, Nov. 19, 2000
MarTay Jenkins at Dallas, Oct. 22, 2000
Mario Bates at Atlanta, Dec. 26, 1999
Mario Bates vs. Buffalo, Dec. 19, 1999
Eric Metcalf at Philadelphia, Dec. 13, 1998
Eric Metcalf vs. Oakland, Oct. 4, 1998
Kevin Williams vs. Tennessee, Oct. 26, 1997
Chuck Levy at Cleveland, Sept. 18, 1994
Johnny Bailey at N.Y. Giants, Oct. 11, 1992
Vai Sikahema at N.Y. Giants, Dec. 4, 1988
Stump Mitchell at Philadelphia, Oct. 13, 1985
Clyde Duncan at N.Y. Giants, Sept. 22, 1985
Stump Mitchell at Washington, Nov. 6, 1983
Stump Mitchell vs. Dallas, Sept. 11, 1983
Willard Harrell vs. Baltimore, Oct. 8, 1978
George Hoey vs. Philadelphia, Nov. 21, 1971
Bobby Williams at Dallas, Nov. 23, 1967
Jerry Stovall at Cleveland, Sept. 20, 1964
Bill Triplett vs. Green Bay, Oct. 20, 1963
Woodley Lewis vs. Philadelphia, Nov. 3, 1957

Opponent/Game

- 6.....Gary Ellerson vs. Green Bay, Sept. 29, 1985
7.....Larry Foster vs. Detroit, Nov. 18, 2001
Jimmy Edwards vs. Minnesota, Nov. 4, 1979

(Individual Records continued on page 408)

(Individual Kickoff Return Records continued from page 407)

Kickoff Return Yardage

Career

- 4,007.....Stump Mitchell, 1981-89
3,865.....MarTay Jenkins, 2000-02
3,501.....Vai Sikahema, 1986-90
2,804.....Terry Metcalf, 1973-77
2,453.....Ollie Matson, 1952, '54-'58

Season

- 2,186.....MarTay Jenkins, 2000
1,458.....Kevin Williams, 1997
1,292.....Stump Mitchell, 1981
1,231.....Mario Bates, 1999
1,218.....Eric Metcalf, 1998
1,148.....Leeland McElroy, 1996
1,120.....MarTay Jenkins, 2001
1,005.....Roy Green, 1979
960.....Terry Metcalf, 1975

Game

- 207.....Kevin Williams vs. Atlanta, Dec. 21, 1997
203.....George Hoey vs. Philadelphia, Nov. 21, 1971
194.....Eric Metcalf vs. Oakland, Oct. 4, 1998
193.....MarTay Jenkins at Jacksonville, Dec. 10, 2000
185.....Les Goble at N.Y. Giants, Sept. 26, 1954
183.....MarTay Jenkins vs. Washington, Nov. 5, 2000
178.....Stump Mitchell at Atlanta, Oct. 18, 1981
177.....Don Shy vs. Washington, Sept. 23, 1973

Opponent/Game

- 253.....Derrick Witherspoon vs. Philadelphia, Nov. 24, 1996
225.....Herb Mul-Key vs. Washington, Sept. 23, 1973

Longest Kickoff Return

- *1061.....Roy Green at Dallas, Oct. 21, 1979
1051.....Frank Seno at N.Y. Giants, Oct. 20, 1946
1051.....Ollie Matson at Washington, Oct. 14, 1956
1031.....George Hoey vs. Philadelphia, Nov. 21, 1971
1021.....Doug Russell vs. Cincinnati, Sept. 23, 1934
1011.....Ollie Matson vs. Pittsburgh, Nov. 23, 1958
1001.....John Gilliam at Green Bay, Dec. 21, 1969
Ollie Matson vs. Chicago, Oct. 5, 1952

*Ties NFL record

Opponent/Game

- 100.....Dennis Pearson vs. Atlanta, Dec. 17, 1978 (TD)
99.....Jon Vaughn vs. New England, Sept. 29, 1991 (TD)

Average Yards

Career

- 28.5.....Ollie Matson, 1952, '54-'58
26.2.....Terry Metcalf, 1973-77
25.6.....MarTay Jenkins, 2000-02
23.1.....Roy Green, 1979-90
22.6.....Stump Mitchell, 1981-90

Season (15 or more attempts)

- 35.5.....Ollie Matson, 1958 (14-497)
31.2.....Terry Metcalf, 1974 (20-623)
Ollie Matson, 1952 (20-623)
29.2.....Jerry Davis, 1948 (15-437)
28.3.....Don Paul, 1951 (15-424)

Game (3 or more attempts)

- 48.3.....John Gilliam at Green Bay, Dec. 21, 1969 (3-145)
47.0.....Terry Metcalf at Houston, Oct. 20, 1974 (3-141)
46.3.....Les Goble vs. N.Y. Giants, Sept. 26, 1954 (4-185)
43.3.....MarTay Jenkins at Minnesota, Nov. 12, 2000 (4-173)
43.0.....Chuck Latourette at Phila., Nov. 3, 1968 (3-129)

Opponent/Game

- 59.0.....Timmy Brown at Philadelphia, Sept. 22, 1963 (3-177)

Most Touchdowns

Career

- 6.....Ollie Matson, 1952 (2), '54, '56, '58 (2)
2.....MarTay Jenkins, 2000, '02
Les Goble, 1954 (2)
Terry Metcalf, 1974-75

Season

- 2.....Ollie Matson, 1952 and '58 (twice)
Les Goble, 1954

Combined Kick Returns

Season

- 2,187.....MarTay Jenkins, 2000 (2,186 kickoff-1 punt)
1,920.....Kevin Williams, 1997 (1,458 kickoff-462 punt)
1,737.....Stump Mitchell, 1981 (1,292 kickoff-445 punt)
1,582.....Chuck Latourette, 1968 (1,237 kickoff-345 punt)
1,513.....Eric Metcalf, 1998 (1,218 kickoff-295 punt)

Individual Fumble Records

Total Fumbles

Season

- 16.....Dave Krieg, 1995
15.....Terry Metcalf, 1976
Sam Etcheverry, 1961
Paul Christman, 1946
14.....Terry Metcalf, 1974
John David Crow, 1962
Otis Anderson, 1981

Game

- 6.....Sam Etcheverry at N.Y. Giants, Sept. 17, 1961
5.....Paul Christman at Green Bay, Oct. 10, 1946

Opponent Fumbles Recovered

Career

- 19.....Mark Arneson, 1972-80
Roger Wehrli, 1969-82
16.....Billi Koman, 1959-67
14.....Chuck Walker, 1964-72
12.....Aeneas Williams, 1991-2000
Larry Wilson, 1960-72
Larry Stallings, 1963-75
Leo Sugar, 1954-60

Season

- 5.....Michael Bankston, 1993
Chuck Walker, 1969
Tom Wham, 1950
4.....Larry Stallings, 1972
Lee Nelson, 1983
Curtis Greer, 1981
Tom Wham, 1949

Game

- 3.....Corwin Clatt at Detroit, Nov. 6, 1949
2.....Many times, most recently by Renaldo Hill at Carolina, Oct. 6, 2002

Own Fumbles Recovered

Season

- 8.....Paul Christman, 1945
7.....Dave Krieg, 1995
Terry Metcalf, 1974
John Roach, 1960

Game

- 4.....Sam Etcheverry at N.Y. Giants, Sept. 17, 1961

Most Fumbles Returned For Touchdown

Career

- 3Leo Sugar, 1954, '57 (2)
- 2Aeneas Williams, 1991-2000
Rod Saddler, 1989, '91
Larry Stallings, 1965, '69
Larry Wilson, 1963, '69
Don Brumm, 1965, '68

Season

- 2Leo Sugar, 1957

Longest Fumble Return

- *104Aeneas Williams vs. Washington, Nov. 5, 2000 (TD)
- 88Larry Wilson at Green Bay, Dec. 21, 1969 (TD)
- 85Eric Hill at L.A. Rams, Sept. 1, 1991 (TD)
- 83Vince Banonis vs. N.Y. Giants, Nov. 30, 1947 (TD)
- 77Mark Jackson vs. New Orleans, Oct. 11, 1987 (TD)
- 72Steve Neils vs. Cleveland, Oct. 28, 1979 (TD)
- 71Ron Yankowski at Washington, Sept. 22, 1974 (TD)

*Equals NFL record

Individual Longevity Records

Service

Most Seasons

- 18Jim Hart, 1966-83
- 17Jim Bakken, 1962-78
- 15Jackie Smith, 1963-77
- 14Roger Wehrli, 1969-82
Larry Stallings, 1963-76
Ernie McMillan, 1961-74
- 13Larry Wilson, 1960-72
Luis Sharpe, 1982-94
- 12Roy Green, 1979-90
Ken Gray, 1958-69
Dan Dierdorf, 1971-78, '80-83
Mel Gray, 1971-82

Most Consecutive Games Played

- 234Jim Bakken, 1962-78
- 162Ernie McMillan, 1961-73
- 160Aeneas Williams, 1991-2000
- 148Bobby Joe Conrad, 1958-68
- 134Tom Brahaney, 1973-80
- 121Jackie Smith, 1963-71


Most Games Played

- 234Jim Bakken, 1962-78
- 199Jim Hart, 1966-83
- 198Jackie Smith, 1963-77
- 193Roger Wehrli, 1969-82
- 189Luis Sharpe, 1982-94
- 180Larry Stallings, 1963-76
- 178Ernie McMillan, 1961-74
- 169Roy Green, 1979-90
Larry Wilson, 1960-72
- 160Aeneas Williams, 1991-2000
Dan Dierdorf, 1971-83

Most Seasons, Head Coach

- 6Jim Hanifan, 1980-85
Jim Conzelman, 1940-42, '46-48
- 5Don Coryell, 1973-77
Charley Winner, 1966-70
- 4Vince Tobin, 1996-2000
Joe Bugel, 1990-93
Wally Lemm, 1962-65
Frank "Pop" Ivy, 1958-61
Milan Creighton, 1935-38

Cardinal Hall of Famer Larry Wilson completed his 43-year NFL career when he retired in May, 2003. Wilson, whose name still dots the team's records, played for the team from 1960-72 and served in various front-office capacities from 1973-2003.



Team Scoring Records

Most Points Scored

Season	
423	1984
395	1948
379	1983
362	1987
358	1949
Opponent/Season	
443	2000
428	1983
422	1995
417	2002
414	1985

Game	
65	At N.Y. Bulldogs, Nov. 13, 1949
63	At N.Y. Giants, Oct. 17, 1948
60	Vs. Rochester, Oct. 7, 1923
Opponent/Game	
56	Vs. Philadelphia, Oct. 25, 1953
55	Vs. Miami, Nov. 24, 1977
	At Green Bay, Nov. 1, 1924

Most Points Both Teams

Game	
98	Cardinals 63 at N.Y. Giants 35 Oct. 17, 1948
93	Cardinals 42 vs. New Orleans 51, Nov. 2, 1969
87	Cardinals 45 at Washington 42, Nov. 22, 1998
85	Cardinals 65 at N.Y. Bulldogs 20, Nov. 13, 1949

Fewest Points Scored

Season	
74	1936
84	1939
95	1943
Opponent/Season	
170	1982
162	1956
198	1946

Most TDs Scored

Season	
53	1948
51	1984
50	2002
48	1949
47	1983
Opponent/Season	
56	1983
53	1995
52	2000
51	1988
50	2002, 1990, 1981

Game	
9	At N.Y. Bulldogs, Nov. 13, 1949
	At N.Y. Giants, Oct. 17, 1948
	Vs. Rochester, Oct. 7, 1923
8	Vs. Detroit, Nov. 7, 1948
	At Minnesota, Oct. 6, 1983

Opponent/Game	
8	Vs. Miami, Nov. 24, 1977
	Vs. Philadelphia, Oct. 25, 1953
	At Green Bay, Nov. 1, 1942

Both Teams/Game	
14	Cardinals 9 at N.Y. Giants 5, Oct. 17, 1948
13	Cardinals 6 vs. N. Orleans 7, Nov. 2, 1969
12	Cardinals 9 at N.Y. Bulldogs 3, Nov. 13, 1949

Fewest TDs Scored

Season	
16	1982
19	1991
22	1972
24	2000, 1994, 1971
Opponent/Season	
21	1982
23	1956
27	1993, 1982, 1974, 1970

Most TDs Rushing

Season	
25	1948
22	1968, 1949
21	1984, 1947
Opponent/Season	
29	2000
27	1991
26	1958
24	1953

Game	
6	Vs. Chicago Bears, Nov. 28, 1929
Opponent/Game	
5	At Dallas, Dec. 16, 1990
4	Ten times, most recently at Green Bay, Jan. 2, 2000

Most TDs Passing

Season	
30	1963
29	1983
34	1984
26	1988
25	1987
Opponent/Season	
38	1969
34	1985
33	1995

Game	
6	At N.Y. Bulldogs, Nov. 13, 1949
	Vs. Baltimore, Oct. 2, 1950
	At Cleveland, Sept. 26, 1965
	Vs. New Orleans, Nov. 2, 1969
5	Three times, most recently vs. Dallas, Dec. 9, 1962

Opponent/Game	
6	Vs. Miami, Nov. 24, 1977
	Vs. New Orleans, Nov. 2, 1969

Both Teams/Game	
*12	Cardinals 6 vs. New Orleans 6, Nov. 2, 1969
10	Cardinals 4 at Chicago Bears 6, Dec. 5, 1937
9	Three times, most recently Cardinals 4 at Washington 5, Nov. 9, 1958
	*NFL record

Most TDs By Interception

Season	
5	1961, 1964
4	1995
3	2001, 1999, 1997, 1992, 1966, 1955, 1949

Opponent/Season	
5	1983, 1967

Game	
2	Many times, most recently vs. Washington, Oct. 4, 1992

Opponent/Game	
2	Vs. San Francisco, Sept. 18, 1983

Most TDs By KO Return

Season	
3	1954
Opponent/Season	
2	1999, 1995, 1978
Game	
1	Many times, most recently at Seattle, Sept. 15, 2002
Opponent/Game	
1	Many times, most recently vs. Philadelphia, Nov. 4, 2001

Most TDs By Punt Return

Season	
5	1959
4	1948
Opponent/Season	
3	2002
2	2000
1	Eight times, most recently 1997
Game	
2	Vs. N.Y. Giants, Nov. 22, 1959
	Vs. Pittsburgh, Nov. 1, 1959
	Vs. Tampa Bay, Dec. 21, 1986

Fewest TDs Rushing

Season	
3	1995
6	2000, 1991
8	1996, 1986, 1971, 1961
Opponent/Season	
5	1982
7	1994
8	1948

Fewest TDs Passing

Season	
6	1982
10	1991
11	1999, 1972
12	1980
13	1966
Opponent/Season	
8	1956
11	1974
12	1991, 1971

Most PATs Scored

Season	
53	1948
48	1984
47	1988
46	1949
45	1983
Opponent/Season	
51	1983
50	2000, 1995
49	2002
48	1990, 1981

Game	
9	Vs. N.Y. Giants, Oct. 17, 1948
8	At Minnesota, Oct. 6, 1963
	Vs. N.Y. Bulldogs, Nov. 13, 1949
	Vs. Detroit, Nov. 7, 1948

Opponent/Game	
7	At Kansas City, Dec. 1, 2002
	At Green Bay, Jan. 2, 2000
	Vs. Miami, Nov. 24, 1977
	At N.Y. Giants, Dec. 7, 1969
	Vs. Philadelphia, Nov. 8, 1981

Both Teams/Game	
14	Cardinals 9 at N.Y. Giants 5, Oct. 17, 1948
12	Cardinals 6 vs. N. Orleans 6, Nov. 2, 1969
11	Cardinals 6 vs. Phila. 5, Dec. 16, 1962

Most FGs Attempted

Season	
40.....	1966
39.....	1995, 1967
38.....	1964

Game

9.....	At Pittsburgh, Sept. 24, 1967
7.....	At Atlanta, Dec. 9, 1973
	At Atlanta, Dec. 11, 1966
6.....	Vs. Green Bay, Sept. 19, 1976
	At Pittsburgh, Nov. 13, 1966

Most FGs Made

Season	
30.....	1995
27.....	1967
25.....	1964
23.....	1998, 1996, 1984, 1973, 1966

Opponent/Season

30.....	1997, 1996
29.....	1989
28.....	1985, 1972

Game

7.....	At Pittsburgh, Sept. 24, 1967
6.....	At Atlanta, Dec. 9, 1973
5.....	Vs. Green Bay, Sept. 19, 1976
	Vs. Philadelphia, Dec. 13, 1964
4.....	Many times, most recently at Oakland, Dec. 2, 2001

Opponent/Game

5.....	Vs. Green Bay, Sept. 24, 2000
	Vs. Dallas, Sept. 7, 1997
	At Philadelphia, Dec. 22, 1996
4.....	Many times, most recently at Miami, Sept. 19, 1999

Both Teams/Game

8.....	Cardinals 4 at Cleveland 4, Sept. 20, 1964
7.....	Cardinals 3 at Miami 4, Sept. 12, 1999
	Cardinals 2 at Phila. 5, Dec. 22, 1996
	Cardinals 3 vs. Chicago 4, Nov. 27, 1994
	Cardinals 6 at Atlanta 1, Dec. 9, 1973
	Cardinals 7 at Pitt. 0, Sept. 24, 1967

Consecutive Games Scoring FGs

19.....	Game 4 in 1966-Game 8 in 1967
---------	-------------------------------

Highest Score By Quarters

First Quarter

27.....	Vs. Green Bay, Nov. 27, 1949
---------	------------------------------

Second Quarter

31.....	Vs. N.Y. Bulldogs, Nov. 13, 1949
---------	----------------------------------

Third Quarter

35.....	Vs. Boston, Oct. 24, 1948
---------	---------------------------

Fourth Quarter

28.....	Vs. Philadelphia, Dec. 7, 1947
	Vs. Baltimore, Oct. 2, 1950
	At Minnesota, Oct. 6, 1963
	Vs. Pittsburgh, Nov. 30, 1969
	Vs. Tampa Bay, Nov. 8, 1987

Opponent Highest Score By Quarters

First Quarter

21.....	At Philadelphia, Sept. 12, 1999
	Vs. Philadelphia, Dec. 10, 1988

Second Quarter

27.....	At San Diego, Sept. 26, 1976
---------	------------------------------

Third Quarter

21.....	At Washington, Nov. 22, 1998
	Vs. Washington, Dec. 6, 1987
	Vs. Green Bay, Sept. 29, 1985
	At Cleveland, Sept. 8, 1985
	At Washington, Nov. 6, 1983
	Vs. San Francisco, Sept. 18, 1983
	At Dallas, Sept. 28, 1975
	At N.Y. Giants, Dec. 7, 1969
	Vs. New Orleans, Nov. 2, 1969

Fourth Quarter

28.....	At Buffalo, Nov. 11, 1990
	At Washington, Nov. 6, 1983

Score By Quarters Both Teams

First Quarter

28.....	Cardinals 14 at Dallas 14, Nov. 23, 1967
---------	------------------------------------------

Second Quarter

47.....	Cardinals 27 vs. Philadelphia 20, Dec. 13, 1964
---------	-------------------------------------------------

Third Quarter

35.....	Cardinals 14 at Dallas 21, Sept. 28, 1975
	Cardinals 35 vs. Boston 0, Oct. 24, 1948

Fourth Quarter

42.....	Cardinals 28 at Phila. 14, Dec. 7, 1947
---------	-----------------------------------------

Score By Halves

First Half

38.....	At Cleveland, Sept. 26, 1965
37.....	Vs. San Diego, Nov. 20, 1983
31.....	Vs. Detroit, Nov. 18, 2001
	At Washington, Nov. 22, 1998
	Vs. Philadelphia, Dec. 16, 1962

Second Half

38.....	Vs. Dallas, Dec. 9, 1962
35.....	Vs. Pittsburgh, Nov. 30, 1969
	At Minnesota, Oct. 6, 1963
31.....	Three times, most recently at Philadelphia, Nov. 3, 1962

Opponent Score By Halves

First Half

36.....	At L.A. Rams, Dec. 15, 1985
35.....	At Kansas City, Dec. 1, 2002
33.....	At San Diego, Sept. 26, 1976

Second Half

36.....	At Washington, Nov. 22, 1998
35.....	At Green Bay, Jan. 2, 2000
	Vs. Philadelphia, Nov. 8, 1981

Team First Down Records

Most First Downs

Season	
345.....	1984
336.....	1988
325.....	1987
315.....	1998
309.....	1976

Opponent/Season

345.....	2000
336.....	1996
335.....	2002
329.....	1989
328.....	1981

Game

32.....	At Washington, Nov. 11, 1996-OT
	At N.Y. Bulldogs, Nov. 13, 1949
31.....	Vs. Washington, Nov. 16, 1975
30.....	At Green Bay, Jan. 2, 2000
	At L.A. Rams, Oct. 2, 1988
	Vs. Philadelphia, Dec. 16, 1962

Opponent/Game

34.....	Vs. Miami, Nov. 24, 1977
	Vs. Atlanta, Nov. 9, 1980

Both Teams/Game

57.....	Cardinals 32 at Washington 25, Nov. 10, 1996-OT
56.....	Cardinals 30 at Green Bay 26, Jan. 2, 2000

56.....	Cardinals 25 at Washington, 31, Nov. 22, 1998
54.....	Cardinals 31 vs. N. Orleans 23, Oct. 23, 1977
53.....	Cardinals 30 at L.A. Rams 23, Oct. 2, 1988
	Cardinals 19 vs. Atlanta 34, Nov. 9, 1960

Fewest First Downs

Season	
101.....	1939
102.....	1943
115.....	1945

Opponent/Season

140.....	1946
158.....	1960
163.....	1982

Game

5.....	Vs. N.Y. Giants, Oct. 8, 1961
5.....	At Detroit, Dec. 6, 1970
7.....	Four times, most recently at Carolina, Nov. 19, 1995

Opponent/Game

3.....	At New Orleans, Oct. 5, 1980
--------	------------------------------

Most First Downs Rushing

Season	
145.....	1979
140.....	1976
135.....	1981, 1948
131.....	1975

Opponent/Season

148.....	2000
140.....	1990
135.....	1973
134.....	1981

Game

23.....	At New Orleans, Oct. 5, 1980
19.....	Vs. Green Bay, Dec. 5, 1948
18.....	Vs. Minnesota, Nov. 4, 1979
17.....	At N.Y. Giants, Dec. 12, 1976
	At Philadelphia, Sept. 22, 1963

Opponent/Game

19.....	Vs. Miami, Nov. 24, 1977
---------	--------------------------

Both Teams/Game

28.....	Cardinals 17 at N.Y. Giants 11, Dec. 12, 1976
	Cardinals 8 at Cleve. 20, Nov. 12, 1958
27.....	Cardinals 9 at Oakland 18, Oct. 7, 1973
	Cardinals 15 at Pitt. 12, Nov. 1, 1959
	Cardinals 17 at N.Y. Bulldogs 10, Nov. 13, 1949

(Team First Down Records continued on page 412)

(Team First down Records continued from page 411)

Most First Downs Passing

Season	
214.....	1996
200.....	1984
195.....	1988
189.....	1987
186.....	1997

Opponent/Season	
196.....	2002
192.....	1996
185.....	1989, 1969
180.....	1995

Game	
23.....	At Washington, Nov. 10, 1996-OT
	Vs. St. Louis, Sept. 29, 1996-OT
22.....	Vs. Philadelphia, Dec. 13, 1964
21.....	At Green Bay, Jan. 2, 2000
	Vs. New Orleans, Dec. 20, 1998
	Vs. Dallas, Nov. 15, 1998
	Vs. Atlanta, Nov. 26, 1995 (OT)
	Vs. Dallas, Nov. 11, 1984
19.....	Vs. Philadelphia, Nov. 24, 1996
	At San Francisco, Oct. 24, 1993
	At Dallas, Sept. 20, 1992
	At San Diego, Sept. 20, 1987

Opponent/Game	
22.....	Vs. Detroit, Nov. 18, 2001
	At N.Y. Giants, Dec. 7, 1969

Both Teams/Game	
39.....	Cardinals 17 vs. Detroit 22, Nov. 18, 2001
35.....	Cardinals 21 vs. New Orleans 14, Dec. 20, 1998
	Cardinals 19 vs. Phila. 16, Nov. 24, 1996
34.....	Cardinals 21 at Green Bay 13, Jan. 2, 2000
	Cardinals 23 at Washington 11, Nov. 10, 1996-OT
	Cardinals 12 at Pitt. 21, Dec. 13, 1958

Most First Downs By Penalty

Season	
38.....	1998
36.....	1995
31.....	1973
30.....	2002, 1997, 1947
28.....	1994, 1992, 1964

Opponent/Season	
32.....	1966
31.....	1989
30.....	1994, 1986, 1985, 1970

Game	
7.....	At N.Y. Giants, Oct. 8, 1995 (OT)
6.....	At St. Louis, Sept. 27, 1998
	At L.A. Rams, Sept. 4, 1994
	Vs. Washington, Oct. 4, 1992
5.....	Seven times, most recently vs. Atlanta, Sept. 30, 2001

Opponent/Game	
5.....	Twelve times, most recently at Washington, Nov. 22, 1998

Both Teams/Game	
10.....	Cardinals 5 vs. Phila. 5, Oct. 10, 1976
9.....	Cardinals 4 vs. Dallas 5, Nov. 4, 1985
8.....	Six times, most recently Cardinals 5 at Dallas 3, Sept. 24, 1995; Cardinals 7 at N.Y. Giants 1, Oct. 8, 1995 (OT)

Fewest First Downs Rushing

Season	
65.....	1995
68.....	1972
70.....	1996
71.....	2000, 1982
73.....	1991

Opponent/Season	
56.....	1960
58.....	1982
68.....	1966

Game	
0.....	At Carolina, Nov. 19, 1995
	Vs. Dallas, Nov. 22, 1992
1.....	Sixteen times, most recently at Kansas City, Dec. 1, 2002

Opponent/Game

0.....	At Tampa Bay, Sept. 28, 1997
	Vs. Tampa Bay, Dec. 27, 1992
	At New Orleans, Oct. 5, 1980
	At N.Y. Giants, Nov. 6, 1966

Fewest First Downs Passing

Season	
81.....	1982
88.....	1960
102.....	1972
104.....	1970
107.....	1968

Opponent/Season	
52.....	1946
79.....	1957, 1956, 1950
82.....	1952

Game	
0.....	Vs. New Orleans, Oct. 11, 1987
1.....	At Atlanta, Dec. 9, 1973
2.....	Seven times, most recently vs. Washington, Dec. 21, 1980

Opponent/Game	
2.....	Five times, most recently vs. N.Y. Giants, Dec. 12, 1992

Fewest First Downs By Penalty

Season	
9.....	1961
10.....	1982, 1974
11.....	1972, 1952

Opponent/Season	
7.....	1982
9.....	1960, 1957, 1952
10.....	1953, 1947

Team Total Yards Records

Most Net Yards Gained

Season	
6,348.....	1984
5,807.....	1988
5,326.....	1987
5,213.....	1993
5,190.....	1996

Opponent/Season	
6,020.....	2002
5,877.....	1989
5,737.....	2000
5,723.....	1981
5,704.....	1995

Game	
615.....	At Washington, Nov. 10, 1996-OT
589.....	Vs. Philadelphia Dec. 16, 1982
579.....	At N.Y. Giants, Oct. 17, 1948
572.....	At N.Y. Bulldogs, Nov. 13, 1949
527.....	Vs. Dallas, Dec. 9, 1962

Opponent/Game	
683.....	At Pittsburgh, Dec. 13, 1958
596.....	At Chicago, Dec. 11, 1949
578.....	At Dallas, Sept. 30, 1973

Both Teams/Game	
1,087.....	Cardinals 589 vs. Philadelphia 498, Dec. 16, 1962
1,031.....	Cardinals 615 at Washington 416, Nov. 10, 1996-OT
997.....	Cardinals 445 vs. Miami 552, Sept. 30, 1984
986.....	Cardinals 478 vs. New Orleans 508, Nov. 2, 1969

Fewest Net Yards Gained

Season	
1,337.....	1933
1,854.....	1943
2,027.....	1939

Opponent/Season	
1,578.....	1934
2,029.....	1960
2,848.....	1982

Game	
14.....	Vs. Detroit, Sept. 15, 1940
49.....	At Philadelphia, Dec. 4, 1955
86.....	Vs. Pittsburgh, Sept. 26, 1955
96.....	At Carolina, Nov. 19, 1995
101.....	Vs. Denver, Dec. 16, 1989

Both Teams/Game	
30.....	Cardinals 14 vs. Detroit 16, Sept. 15, 1940

Team Rushing Records

Most Yards Rushing

Season	
2,582.....	1979
2,560.....	1948
2,404.....	1975
2,356.....	1960
Opponent/Season	
2,609.....	2000
2,428.....	1981
2,395.....	1978
2,378.....	1985

Game

330.....	At New Orleans, Oct. 5, 1980
325.....	Vs. Minnesota, Nov. 4, 1979
320.....	At Green Bay, Oct. 10, 1948
319.....	Vs. N.Y. Bulldogs, Oct. 30, 1949
308.....	At N.Y. Giants, Nov. 13, 1949

Opponent/Game

332.....	At Cleveland, Oct. 12, 1958
309.....	At N.Y. Giants, Nov. 12, 1950
292.....	At Cincinnati, Dec. 3, 2000
272.....	At New Orleans, Sept. 4, 1983

Both Teams/Game

489.....	Cardinals 308 vs. N.Y. Giants 181, Oct. 30, 1949
480.....	Cardinals 148 vs. Cleveland 332, Nov. 12, 1958
465.....	Cardinals 216 at N.Y. Giants 249, Nov. 30, 1947

Fewest Yards Rushing

Season	
709.....	1943
835.....	1939
912.....	1940

Opponent/Season

995.....	1982
1,192.....	1966
1,212.....	1960

Game

-1.....	At N.Y. Giants, Oct. 18, 1953
14.....	At Detroit, Sept. 15, 1940

Opponent/Game

-24.....	At Detroit, Oct. 13, 1946
-17.....	At Detroit, Sept. 30, 1946
-10.....	At Detroit, Sept. 15, 1940

Highest Average

Season	
4.87.....	1960
4.82.....	1948
4.73.....	1985
4.66.....	1970

Most Attempts Rushing

Season	
580.....	1976
554.....	1978
531.....	1948
527.....	1956
525.....	1983

Opponent/Season

588.....	1979
579.....	2000
567.....	1979
560.....	1986

Game

70.....	Vs. Green Bay, Dec. 5, 1948
69.....	Vs. Green Bay, Nov. 6, 1936

Opponent/Game

60.....	At N.Y. Giants, Dec. 4, 1977
59.....	Vs. Buffalo, Nov. 27, 1975
56.....	Vs. Washington Nov. 21, 1976 Vs. Green Bay, Oct. 20, 1963

Both Teams/Game

*108.....	Cardinals 70 vs. Green Bay 38 Dec. 5, 1948
101.....	Cardinals 69 vs. Green Bay 32, Dec. 6, 1936
	*NFL record

Fewest Rushing Attempts

Season	
307.....	1982
322.....	1953
334.....	1945
Opponent/Season	
256.....	1982
344.....	1960

Game

6.....	Vs. Boston, Oct. 29, 1933
12.....	At Minnesota, Dec. 1, 1996
	At Carolina, Nov. 19, 1995
	Vs. Denver, Dec. 16, 1989
	Vs. Green Bay, Oct. 20, 1963

Opponent/Game

8.....	Vs. Buffalo, Sept. 9, 1984
12.....	Vs. Atlanta, Dec. 18, 1983
13.....	Vs. Minnesota, Oct. 2, 1994 At Philadelphia, Oct. 28, 1984
14.....	Vs. Detroit, Nov. 14, 1999
	Vs. Cincinnati, Dec. 18, 1994
	Vs. Philadelphia, Nov. 20, 1994
	Vs. San Francisco, Nov. 1, 1992

Team Passing Records

Most Net Yards Passing

Season	
4,262.....	1984
3,780.....	1988
3,688.....	1996
3,503.....	1995
3,482.....	1998
Opponent/Season	
3,874.....	2002
3,616.....	1980
3,598.....	2001
3,575.....	1989
3,547.....	1981

Game

507.....	At Washington, Nov. 10, 1996-OT
472.....	At Pittsburgh, Dec. 13, 1958
468.....	At Chicago, Dec. 11, 1949
448.....	Vs. Dallas, Nov. 15, 1998
444.....	At Washington, Dec. 16, 1984

Opponent/Game

468.....	At Chicago Bears, Dec. 11, 1949
429.....	Vs. Detroit, Nov. 18, 2001
422.....	At Green Bay, Dec. 21, 1969

Both Teams/Game

834.....	Cardinals 415 vs. Philadelphia 419, Dec. 16, 1962
757.....	Cardinals 328 vs. Detroit 429, Nov. 18, 2001
748.....	Cardinals 280 at Chicago Bears 468, Dec. 11, 1949
728.....	Cardinals 308 vs. Miami 428, Sept. 30, 1984
719.....	Cardinals 507 at Washington 212, Nov. 10, 1996-OT
	Cardinals 374 vs. New Orleans 345, Nov. 2, 1969

Fewest Net Yards Passing

Season	
1,811.....	1960
1,940.....	1966
1,973.....	1961
2,038.....	1972
2,187.....	1968

Opponent/Season

625.....	1934
1,524.....	1956
1,603.....	1946

Game

-12.....	Vs. Washington, Dec. 21, 1980
0.....	At Detroit, Sept. 15, 1940
	Vs. Philadelphia, Nov. 8, 1936
	Vs. Detroit, Nov. 3, 1935
4.....	Vs. New Orleans, Oct. 11, 1987

Opponent/Game

-16.....	At Pittsburgh, Oct. 17, 1965
1.....	Vs. Philadelphia, Nov. 8, 1936
16.....	Vs. Dallas, Dec. 10, 1961
24.....	At N.Y. Giants, Dec. 10, 1978

Both Teams/Game

1.....	Cardinals 0 at Phila. 1, Nov. 8, 1936
40.....	Cardinals 9 at Atlanta 31, Dec. 9, 1973
77.....	Cardinals 29 vs. Pitt. 48, Nov. 27, 1966
96.....	Cardinals 54 vs. Cleve. 42, Nov. 27, 1957

(Team Passing Records
continued on page 414)

(Team Passing Records continued from page 413)

Most Gross Yards Passing

Season	
4,639.....	1984
4,191.....	1988
3,953.....	1997
3,917.....	1996
3,893.....	1995

Opponent/Season	
4,005.....	2002
3,794.....	1989
3,752.....	1969
3,726.....	2001
3,684.....	1996

Game	
522.....	At Washington, Nov. 10, 1996-OT
468.....	At Washington, Dec. 16, 1984
465.....	Vs. Dallas, Nov. 15, 1986
457.....	At San Diego, Sept. 20, 1987
438.....	Vs. Pittsburgh, Oct. 13, 1963

Opponent/Game	
436.....	Vs. Detroit, Nov. 18, 2001
422.....	At Green Bay, Dec. 21, 1969

Fewest Gross Yards Passing

Season	
1,576.....	1982
1,990.....	1960
2,259.....	1972
2,292.....	1966
2,389.....	1968

Opponent/Season	
2,035.....	1982
2,358.....	1976
2,416.....	1970

Game	
9.....	At Atlanta, Dec. 9, 1973
11.....	Vs. New Orleans, Oct. 11, 1987
30.....	Vs. Dallas, Dec. 16, 1973
63.....	Vs. Pittsburgh, Nov. 27, 1966
68.....	Vs. Washington, Dec. 21, 1980

Opponent/Game	
24.....	At N.Y. Giants, Dec. 10, 1978
49.....	Vs. Dallas, Dec. 10, 1961

Most Pass Attempts

Season	
613.....	1996
602.....	1997
566.....	1984
562.....	1988
560.....	1995

Opponent/Season	
556.....	2001
535.....	2002
531.....	1989, 1980
520.....	1996
519.....	1983

Game	
61.....	At San Diego, Sept. 20, 1987
59.....	At Washington, Nov. 10, 1996-OT
58.....	Vs. St. Louis, Sept. 29, 1996-OT
	At Cleveland, Sept. 18, 1994
57.....	At Green Bay, Jan. 2, 2000
56.....	Vs. Dallas, Nov. 15, 1998

Opponent/Game	
63.....	At Carolina, Dec. 30, 2001
	Vs. Detroit, Nov. 18, 2001
55.....	Vs. Minnesota, Oct. 25, 1981
54.....	At L.A. Rams, Oct. 31, 1948
52.....	At Pittsburgh, Dec. 13, 1958
51.....	At Philadelphia, Nov. 22, 1987

Both Teams/Game

95.....	Cardinals 33 vs. Detroit, 62, Nov. 18, 2001
	Cardinals 59 at Wash. 36, Nov. 10, 1996-OT
94.....	Cardinals 42 at Pitt. 52, Dec. 13, 1958
91.....	Cardinals 57 at Green Bay 34, Jan. 2, 2000
90.....	Cardinals 43 vs. Atlanta 47, Nov. 9, 1980
89.....	Cardinals 24 at Carolina 63, Dec. 30, 2001
87.....	Cardinals 44 vs. New Orleans 43, Dec. 20, 1998

Fewest Pass Attempts

Season	
127.....	1935
198.....	1940
219.....	1943
Opponent/Season	
291.....	1982
301.....	1960
342.....	1976

Game	
1.....	Vs. Detroit, Nov. 3, 1935
2.....	Vs. Detroit, Sept. 15, 1940
8.....	Vs. N.Y. Giants, Nov. 19, 1972
10.....	At Atlanta, Dec. 9, 1973
	Vs. New Orleans, Oct. 11, 1987

Opponent/Game	
3.....	Vs. Detroit, Nov. 3, 1935
4.....	Vs. Detroit, Sept. 15, 1940
Both Teams/Game	
4.....	Cardinals 1 vs. Detroit 3, Nov. 3, 1935
6.....	Cardinals 2 vs. Detroit 4, Sept. 15, 1940
25.....	Cardinals 13 vs. Cleve. 12, Oct. 27, 1957

Most Pass Completions

Season	
347.....	1984
338.....	1996
327.....	1995
326.....	1998
322.....	1988

Opponent/Season	
337.....	2001
335.....	2002
331.....	1996
299.....	1998
294.....	1999

Game	
37.....	Vs. St. Louis, Sept. 29, 1996-OT
	At Washington, Dec. 16, 1984
35.....	At Green Bay, Jan. 2, 2000
	At Washington, Nov. 10, 1996-OT
34.....	At Seattle, Dec. 19, 1993 (OT)
32.....	Vs. New Orleans, Dec. 20, 1998
	At San Diego, Sept. 20, 1987

Opponent/Game	
36.....	At Carolina, Dec. 30, 2001
	Vs. Detroit, Nov. 18, 2001
33.....	At San Diego, Nov. 25, 2001
31.....	At San Francisco, Oct. 18, 1987
	Vs. Atlanta, Nov. 9, 1980
30.....	At Washington, Nov. 22, 1998
	Vs. N.Y. Giants, Dec. 13, 1987

Both Teams/Game	
57.....	Cardinals 21 vs. Detroit 35, Nov. 18, 2001
	Cardinals 32 vs. New Orleans 25, Dec. 20, 1998
	Cardinals 37 at Wash. 20, Dec. 16, 1984
56.....	Cardinals 35 at Green Bay 21, Jan. 2, 2000
	Cardinals 25 vs. Atlanta 31, Nov. 19, 1980
55.....	Cardinals 26 vs. Phila. 29, Oct. 14, 1973
53.....	Cardinals 35 at Washington 18, Nov. 10, 1996-OT
	Cardinals 28 at L.A. Rams 25, Oct. 2, 1988
52.....	Cardinals 19 at S.D. 33, Nov. 25, 2001
51.....	Cardinals 22 at Oakland 29, Dec. 2, 2001
50.....	Cardinals 24 at S.D. 26, Dec. 9, 1995

Fewest Pass Completions

Season	
34.....	1934
75.....	1940
85.....	1939
Opponent/Season	
156.....	1960
169.....	1967
174.....	1982
176.....	1976

Game	
0.....	Vs. Detroit, Sept. 15, 1940
	Vs. Detroit, Nov. 3, 1935
2.....	At Atlanta, Nov. 9, 1973
3.....	Vs. New Orleans, Oct. 11, 1987
	Vs. Pittsburgh, Nov. 1, 1959

Opponent/Game	
1.....	Vs. Green Bay, Dec. 5, 1958
	Vs. Detroit, Sept. 15, 1940
2.....	At Green Bay, Nov. 24, 1946
	Vs. Detroit, Nov. 3, 1935
3.....	At N.Y. Giants, Dec. 4, 1977

Both Teams/Game	
**1.....	Cardinals 0 vs. Detroit 1, Sept. 15, 1940
2.....	Cardinals 0 vs. Detroit 2, Nov. 3, 1935
8.....	Cardinals 6 at Green Bay 1, Dec. 5, 1948
10.....	Cardinals 2 at Atlanta 8, Dec. 9, 1973
	**Ties NFL Record

Most QB Sacks Allowed

Season	
78.....	1997
59.....	1983
56.....	1989
55.....	1995, 1984
52.....	1966

Opponent/Season	
65.....	1985
64.....	1961
60.....	1988
59.....	1986, 1983

Game	
10.....	Vs. Pittsburgh, Nov. 30, 1997
9.....	At Dallas, Nov. 9, 1997
	At N.Y. Giants, Dec. 14, 1996
	Vs. Washington, Dec. 21, 1980
	At Chicago, Sept. 16, 1979

Opponent/Game	
12.....	At Baltimore, Oct. 26, 1980
11.....	Vs. Atlanta, Nov. 24, 1988
	Vs. Philadelphia, Dec. 18, 1983
10.....	At Philadelphia, Dec. 7, 1986-OT
9.....	At Washington, Oct. 4, 1964
	At Philadelphia, Nov. 17, 1974

Fewest QB Sacks Allowed

Season	
8.....	1975
15.....	1977
16.....	1974
17.....	1976
19.....	1971

Highest Completion Pct.

Season	
61.3.....	1984 (347-566)
59.4.....	1993 (310-522)
59.1.....	1998 (324-547)
58.4.....	1995 (327-560)
58.0.....	1983 (267-460)

Game (15 attempts)	
82.4.....	At N.Y. Jets, Nov. 23, 1975 (14-17)
81.6.....	At Atlanta, Jan. 2, 1994 (27-33)
80.4.....	At Wash., Dec. 16, 1984 (37-46)
77.3.....	Tampa Bay, Oct. 16, 1983 (17-22)
76.5.....	Philadelphia, Oct. 10, 1976 (13-17)

Team Interception Records

Most Passes Had Int.

Season	
39.....	1943
33.....	1956, 1949
30.....	1999, 1989
29.....	1955

Opponent/Season

39.....	1943
35.....	1967
31.....	1956

Game

7.....	At N.Y. Bulldogs, Nov. 13, 1949
6.....	Vs. Philadelphia, Oct. 15, 1989
	At Cleveland, Sept. 26, 1965
	At Philadelphia, Oct. 21, 1956
	Vs. Detroit, Sept. 30, 1946

Opponent/Game

8.....	Vs. Philadelphia, Sept. 24, 1950
7.....	At Chicago, Nov. 19, 1967
	Vs. Chicago, Dec. 5, 1954
	Vs. Detroit, Oct. 5, 1940

Both Teams/Game

11.....	Cardinals 8 vs. Phila. 3, Sept. 24, 1950
---------	------------------------------------------

Fewest Passes Had Int.

Season

6.....	1982
9.....	1993
10.....	1986, 1973
11.....	1996, 1972

Opponent/Season

6.....	1982
8.....	1974
10.....	2000
12.....	1948

Most Yards Interception Returns

Season

486.....	1949
459.....	1961
451.....	1956

Game

161.....	At Pittsburgh, Sept. 26, 1955
156.....	At Green Bay, Oct. 16, 1949
124.....	At Pittsburgh, Nov. 26, 1961

Team Penalty Records

Most Penalties

Season

128.....	1994
119.....	1995
116.....	1986
114.....	1998
113.....	1989

Opponent/Season

117.....	1995
114.....	1998
113.....	1997
112.....	1999
111.....	2002

Game

16.....	Vs. Green Bay, Sept. 13, 1936
15.....	Vs. Philadelphia, Oct. 10, 1976
	Vs. Philadelphia, Nov. 2, 1958
14.....	Vs. San Francisco, Nov. 6, 1988

Opponent/Game

15.....	Vs. Philadelphia, Nov. 2, 1997
	At Detroit, Sept. 17, 1995
14.....	Vs. Tampa Bay, Oct. 20, 1996
	At New Orleans, Sept. 4, 1988

Both Teams/Game

27.....	Cardinals 12 vs. Phila. 15, Nov. 30, 1952
26.....	Cardinals 15 vs. Phila. 11, Oct. 10, 1976
24.....	Cardinals 11 at L.A. Rams 13, Nov. 14, 1954

Fewest Penalties

Season

41.....	1941
44.....	1959
45.....	1943

Opponent/Season

53.....	1963
54.....	1982

Game

0.....	At Baltimore, Oct. 12, 1964
1.....	Many times, most recently at Washington, Sept. 8, 2002; at Philadelphia, Nov. 17, 2002; vs. San Francisco, Dec. 21, 2002

Opponent/Game

0.....	Four times, most recently at Pittsburgh, Dec. 1, 1968
--------	-------------------------------------------------------

Both Teams/Game

1.....	Cardinals 1 at N.Y. Giants 0, Oct. 19, 1958
2.....	Cardinals 1 at Pittsburgh, Oct. 17, 1965
	Cardinals 2 vs. Dallas 0, Dec. 10, 1961
	Cardinals 1 at Phila. 1, Oct. 9, 1960

Most Yards Penalized

Season

1,090.....	1994
941.....	1979
932.....	1986
922.....	1980
896.....	1970

Opponent/Season

981.....	1997
980.....	2001
969.....	2002
954.....	1998
938.....	1999

Game

166.....	Vs. Dallas, Oct. 9, 1977
150.....	Vs. N.Y. Giants, Sept. 11, 1994
140.....	At Chicago, Dec. 16, 1951
	Vs. Baltimore, Oct. 2, 1950

Opponent/Game

168.....	Vs. San Francisco, Oct. 24, 1971
----------	----------------------------------

Both Teams/Game

262.....	Cardinals 105 vs. Philadelphia 157, Nov. 30, 1952
245.....	Cardinals 140 vs. Balt. 105, Oct. 2, 1950

Fewest Yards Penalized

Season

238.....	1939
331.....	1940
389.....	1943
389.....	1945

Opponent/Season

424.....	1982
500.....	1960

Game

0.....	At Baltimore, Oct. 12, 1964
5.....	Fifteen times, most recently at Washington, Sept. 8, 2002; at Philadelphia, Nov. 17, 2002

Opponent/Game

0.....	Five times, most recently at Philadelphia, Nov. 18, 1979
--------	----------------------------------------------------------

Both Teams/Game

5.....	Cardinals 5 at N.Y. Giants 0, Oct. 19, 1958
10.....	Cardinals 10 vs. Dallas 0, Dec. 10, 1961

(Team Records
continued on page 416)

Team Punting Records

Most Punts

Season	
1011978
1001980
981994
941999
921997, 1986

Opponent/Season	
941997
931978
901994, 1979
891999, 1980

Game	
16At Detroit, Sept. 15, 1940
Vs. Chicago, Nov. 30, 1933

Opponent/Game

14Vs. Cincinnati, Nov. 12, 1933
13At Detroit, Sept. 15, 1940
Vs. Chicago, Nov. 30, 1933

Both Teams/Game

29Three times, most recently Cardinals 16
at Detroit 13, Sept. 15, 1940

Fewest Punts

Season	
441960
501946

Both Teams/Game

3Five times, most recently Cardinals 2 vs.
Tampa Bay, Oct. 20, 1996

Highest Average

Season	
44.71991, 1960
44.71961
44.61959

Opponent/Season

45.21991
44.21960
43.91998, 1997
43.81996

Game (min. 4 punts)

53.3At Pittsburgh, Oct. 13, 1957
53.2Vs. Atlanta, Oct. 20, 1991

Opponent/Game (min. 4 punts)

57.0At New Orleans, Dec. 14, 1997
------	------------------------------------

Team Punt Return Records

Most Punt Returns

Season	
641962
631964
611958
581983

Opponent/Season	
641980
591978
561974

Game	
9Vs. Chicago, Nov. 29, 1959
8At Chicago, Sept. 3, 1978
Vs. New England, Nov. 2, 1975

Opponent/Game	
9Vs. Washington, Dec. 21, 1980

Both Teams/Game	
14Cardinals 6 vs. N.Y. Giants 8, Dec. 15, 1974
Cardinals 7 vs. N.Y. Giants 7, Nov. 1, 1953
13Three times, most recently Cardinals 7 vs.
N.Y. Giants 6, Dec. 4, 1983

Most Punt Return Yards

Season	
6691949
5501987
5481959
5461949

Opponent/Season	
6451980
5751978

Game	
164Vs. N.Y. Giants, Nov. 22, 1959
155Vs. Pittsburgh, Nov. 1, 1959
152At New England, Nov. 2, 1975

Opponent/Game	
128At Kansas City, Dec. 1, 2002; vs.
St. Louis, Sept. 29, 1996-OT
119At Washington, Oct. 4, 1987
112Vs. Dallas, Oct. 13, 1974

Both Teams/Game	
205Cardinals 164 vs. N.Y. Giants 41,
Nov. 22, 1959
181Cardinals 32 at N.Y. Giants 149,
Oct. 14, 1951
172Cardinals 87 at Detroit 85, Oct. 5, 1986

Highest Punt Return Avg.

Season	
19.11948
18.21949

Opponent/Season

14.41951
13.81946
13.61987

Game (3 attempts)

47.7At N.O., Sept. 29, 1968 (3-143)
36.3Vs. T.B., Dec. 21, 1986 (4-145)
32.8Vs. N.Y. Giants, Nov. 22, 1959 (5-164)

Team Kickoff Return Records

Most Kickoff Returns

Season	
862000
831989
812002
781985
751996, 1981

Opponent/Season

851984
721975
661983, 1976

Game

9At Jacksonville, Dec. 10, 2000
9At N.Y. Giants, Nov. 12, 1950
Vs. Detroit, Nov. 12, 1961

Opponent/Game

10At N.Y. Giants, Oct. 17, 1948
8Six times, most recently vs. Buffalo, Sept.
9, 1984

Both Teams/Game

16Cardinals 6 at N.Y. Giants 10,
Oct. 17, 1948
16Cardinals 8 at Cleve. 8, Sept. 20, 1964

Most Kickoff Return Yards

Season	
2,296.....	2000
1,797.....	2002
1,696.....	1997
1,650.....	1989
1,625.....	1981
Opponent/Season	
1,663.....	1964
1,623.....	1976
1,609.....	1975

Game

282.....	Vs. Green Bay, Nov. 1, 1942
249.....	Vs. Philadelphia, Oct. 21, 1971
241.....	At Green Bay, Dec. 21, 1969

Opponent/Game

253.....	Vs. Philadelphia, Nov. 24, 1996
239.....	At L.A. Rams, Nov. 14, 1976

Both Teams/Game

437.....	Cardinals 184 vs. Philadelphia 253, Nov. 24, 1996
421.....	Cardinals 196 vs. Washington 225, Sept. 23, 1973
405.....	Cardinals 180 at Cleveland 225, Sept. 20, 1964
364.....	Cardinals 190 at Houston 174, Oct. 20, 1974

Highest Kickoff Return Average

Season	
26.7.....	2000
25.1.....	1958
25.1.....	1968
24.8.....	1957
24.5.....	1954

Game (3 attempts)

52.0.....	Vs. Pitt., Oct. 31, 1954 (3-156)
43.3.....	At Minnesota, Nov. 12, 2000 (4-173)
40.3.....	At Seattle, Sept. 15, 2002 (4-161)
	At Phila., Sept. 19, 1965 (3-121)
37.2.....	Vs. N.Y. Giants, Sept. 26, 1954 (6-223)

Opponent/Season

26.4.....	1964
25.9.....	1972
25.3.....	1957

Team Fumble Records

Most Fumbles

Season	
50.....	1983
48.....	1959
44.....	1976, 1946
43.....	1972

Opponent/Season

40.....	1986, 1979
39.....	1995
37.....	1991

Game

9.....	At Washington, Oct. 25, 1976
8.....	At Pittsburgh, Nov. 26, 1961
	At N.Y. Giants, Nov. 17, 1961
	At Cleveland, Nov. 27, 1938

Opponent/Game

8.....	Vs. Seattle, Oct. 29, 1995 (OT)
7.....	Vs. Pittsburgh, Sept. 16, 1979
	At Pittsburgh, Dec. 1, 1968

Both Teams/Game

14.....	Cardinals 8 at N.Y. Giants 6, Sept. 17, 1961
13.....	Cardinals 9 at Wash. 4, Oct. 25, 1976
12.....	Twice, most recently Cardinals 8 at Pittsburgh 4, Nov. 26, 1961

Most Fumbles Lost

Season	
27.....	1983
24.....	1976
21.....	1978, 1966, 1962

Opponent/Season

24.....	1950, 1948
23.....	1995, 1960

Game

*8.....	At Washington, Oct. 25, 1976
4.....	Many times, most recently vs. Dallas, Sept. 7, 1997

*NFL record

Opponent/Game

5.....	At Philadelphia, Sept. 8, 1991
	At L.A. Rams, Sept. 1, 1991
	At Detroit, Nov. 6, 1949
4.....	Seven times, most recently at Kansas City, Oct. 2, 1983

Fewest Fumbles

Season	
15.....	1965
17.....	1943
19.....	1941

Fewest Fumbles Lost

5.....	1943
7.....	1965
9.....	1974

Team Miscellaneous Records

Most Consecutive

Victories	
11.....	1948-49
10.....	1925

Season-Opening Victories

7.....	1974, 1922
--------	------------

Season-Opening Defeats

10.....	1943
---------	------

Shutouts

5.....	1922-23
3.....	1970

Home Attendance

Season	
497,330.....	1994
472,937.....	#1988
430,552.....	1998
421,173.....	1999
384,675.....	1981
380,314.....	1995
#Inaugural season in Arizona	
Game	
73,025.....	Vs. Dallas, Sept. 19, 1993
72,439.....	Vs. Dallas, Nov. 22, 1992
72,394.....	Vs. Dallas, Dec. 25, 1995
71,670.....	Vs. San Diego, Dec. 27, 1998
71,233.....	Vs. Chicago, Oct. 28, 1990

71,023.....	Vs. Dallas, Oct. 23, 1994
70,993.....	Vs. San Francisco, Sept. 27, 1999
70,763.....	Vs. Dallas, Dec. 8, 1996
70,060.....	Vs. Dallas, Sept. 7, 1997
69,923.....	Vs. Dallas, Nov. 15, 1998
69,568.....	Vs. Dallas, Sept. 10, 2000
68,814.....	Vs. Dallas, Sept. 22, 1991
67,950.....	Vs. Minnesota, Oct. 2, 1994
67,139.....	Vs. Dallas, Sept. 12, 1988##
65,922.....	Vs. Chicago, Nov. 27, 1994
65,690.....	Vs. Pittsburgh, Oct. 30, 1994
65,324.....	Vs. N.Y. Giants, Nov. 13, 1988##
64,773.....	Vs. Dallas, Nov. 21, 1999
64,544.....	Vs. S.F., Nov. 6, 1988##
##Inaugural game in Arizona	
###Inaugural season in Arizona	

Individual Postseason Records

Scoring

Total Points

- 18Mario Bates at Minnesota, Jan. 10, 1999
 12Billy Gambrell vs. Green Bay (at Miami+), Jan. 3, 1965
 Elmer Angsman vs. Phila., Dec. 28, 1947
 Charley Trippi vs. Phila., Dec. 28, 1947

Touchdowns

- 3Mario Bates at Minnesota, Jan. 10, 1999
 2Billy Gambrell vs. Green Bay (at Miami+), Jan. 3, 1965
 Elmer Angsman vs. Phila., Dec. 28, 1947
 Charley Trippi vs. Phila., Dec. 28, 1947

Field Goals Made

- 2Chris Jacke at Dallas, Jan. 2, 1999 (37, 46 yards)
 1Neil O'Donoghue at Green Bay, Jan. 8, 1983 (18 yards)
 Jim Bakken at L.A. Rams, Dec. 27, 1976 (29 yards)
 Jim Bakken vs. Green Bay (at Miami+), Jan. 3, 1965 (8 yards)

Longest Field Goal

- 46 yardsChris Jacke at Dallas, Jan. 2, 1999
 29 yardsJim Bakken at L.A. Rams, Dec. 27, 1976

Field Goals Attempted

- 4Neil O'Donoghue at Green Bay, Jan. 8, 1983 (18, 44, 44, 45)

Extra Points Att./Made

- 4/4Pat Harder vs. Phila., Dec. 28, 1947

Rushing

Rushing Yards

- 159Elmer Angsman vs. Philadelphia, Dec. 28, 1947 (10 att.)
 95Adrian Murrell at Dallas, Jan. 2, 1999 (12 att.)
 84Charley Trippi vs. Philadelphia, Dec. 28, 1947 (11 att.)

Rushing Attempts

- 17Bill Thornton vs. G.B. (at Miami+), Jan. 3, 1965 (49 yards)
 16Prentice Gault vs. G.B. (at Miami+), Jan. 3, 1965 (67 yards)

Touchdowns Rushing

- 3Mario Bates at Minnesota, Jan. 10, 1999
 2Elmer Angsman vs. Philadelphia, Dec. 28, 1947

Rushing Average (10 att. min.)

- 15.9Elmer Angsman vs. Philadelphia, Dec. 28, 1947 (10 att.-159 yards)
 7.9Adrian Murrell at Dallas, Jan. 2, 1999 (12 att.-95 yards)
 7.6Charley Trippi vs. Philadelphia, Dec. 28, 1947 (11 att.-84 yards)

Longest Run

- 74Adrian Murrell at Dallas, Jan. 2, 1999
 70Elmer Angsman vs. Phila., Dec. 28, 1947
 70Elmer Angsman vs. Phila., Dec. 28, 1947
 44Charley Trippi vs. Phila., Dec. 28, 1947

Passing

Passing Yards

- 385Neil Lomax at Green Bay, Jan. 8, 1983 (32 comp.-51 att.)
 291Jim Hart at L.A. Rams, Dec. 27, 1975 (22 comp.-41 att.)

Pass Attempts

- 51Neil Lomax at Green Bay, Jan. 8, 1983 (32 comp.-385 yards)
 41Jake Plummer at Minn., Jan. 10, 1999 (23 comp.-242 yards)
 Jim Hart at L.A. Rams, Dec. 27, 1975 (22 comp.-291 yards)

Pass Completions

- 32Neil Lomax at Green Bay, Jan. 8, 1983 (51 att.-385 yards)
 23Jake Plummer at Minn., Jan. 10, 1999 (41 att.-242 yards)
 22Jim Hart at L.A. Rams, Dec. 27, 1975 (41 att.-291 yards)

Touchdown Passes

- 2Jake Plummer at Dallas, Jan. 2, 1999
 Neil Lomax at Green Bay, Jan. 8, 1983
 Charley Johnson vs. G.B. Jan. 3, 1965

Passes Had Intercepted

- 3Jim Hart at L.A. Rams, Dec. 27, 1975 (22 comp.-41 att.-291 yds.)

Completion Percentage

- 62.7Neil Lomax at Green Bay, Jan. 8, 1983 (32 comp.-51 att.-385 yds.)

Longest Completion

- 80Charley Johnson to Billy Gambrell vs. G.B. (at Miami+), Jan. 3, 1965
 59Jake Plummer to Frank Sanders at Dallas, Jan. 2, 1999
 39Jake Plummer to Adrian Murrell at Minnesota, Jan. 10, 1999
 36Neil Lomax to Stump Mitchell at Green Bay, Jan. 8, 1983

Most Times Sacked

- 5Neil Lomax for 38 yards at Green Bay, Jan. 8, 1983

Receiving

Receptions

- 9Roy Green at Green Bay, Jan. 8, 1983 (113 yards)
 6Rob Moore at Minn., Jan. 10, 1999 (91 yards)
 Larry Centers at Minn., Jan. 10, 1999 (45 yards)
 Billy Gambrell vs. Green Bay (at Miami+), Jan. 3, 1965 (185 yds.)
 Earl Thomas at Minn., Dec. 21, 1974 (64 yards)
 Terry Metcalf at L.A. Rams, Dec. 27, 1975 (94 yards)

Receiving Yards

- 184Billy Gambrell vs. Green Bay (at Miami+), Jan. 3, 1965 (6 rec.)
 113Roy Green at Green Bay, Jan. 8, 1983 (9 rec.)

Touchdowns Receiving

- 2Billy Gambrell vs. Green Bay (at Miami+), Jan. 3, 1965

Rushing-Receptions

Rushing-Receiving Yards

- 184Billy Gambrell vs. Green Bay (at Miami+), Jan. 3, 1965 (184 rec.)
 159Elmer Angsman vs. Phila., Dec. 28, 1947 (159 rush)

Combination Yardage

Combined Yardage

- 229Terry Metcalf at L.A. Rams, Dec. 27, 1975 (27 rush-94 rec.-3 punt ret.-105 KO ret.)
 220Billy Gambrell vs. Green Bay (at Miami+), Jan. 3, 1965 (184 rec.-36 punt ret.)

Punting

Most Punts

- 8Scott Player at Dallas, Jan. 2, 1999 (37.9 avg.)
 Ray Mallouf vs. Phila., Dec. 28, 1947
 Ray Mallouf at Phila., Dec. 19, 1948
 7Hal Roberts at Minnesota, Dec. 21, 1974 (36.4 avg.)
 Jackie Smith vs. G.B. (at Miami+), Jan. 3, 1965 (37.1 avg.)

Punting Average

- 42.7Jeff West at L.A. Rams, Dec. 27, 1975 (6 punts)
 37.9Scott Player at Dallas, Jan. 2, 1999 (8 punts)
 37.4Ray Mallouf at Phila., Dec. 19, 1948 (8 punts)

Interceptions

Most Interceptions

- 2Aeneas Williams at Dallas, Jan. 2, 1999 (0 yards)
 John Cochran at Phila., Dec. 19, 1948 (20 yards)

Interception Return Yardage

- 47Aeneas Williams at Minn., Jan. 10, 1999 (1 int.)
 42Tommy Bennett at Dallas, Jan. 2, 1999 (1 int.)
 41Garrard Ramsey vs. Philadelphia, Dec. 28, 1947 (1)

Longest Interception Return

- 47Aeneas Williams at Minn., Jan. 10, 1999
 42Tommy Bennett at Dallas, Jan. 2, 1999
 41Garrard Ramsey vs. Phila., Dec. 28, 1947
 29Jerry Stovall vs. Green Bay (at Miami+), Jan. 3, 1965
 23Jim Burson vs. Green Bay (at Miami+), Jan. 3, 1965

Punt Returns

Total Punt Returns

- 3Eric Metcalf at Dallas, Jan. 2, 1999 (11 yards)
 Terry Metcalf at Minnesota, Dec. 21, 1974 (18 yards)
 Billy Gambrell vs. Green Bay (at Miami+), Jan. 3, 1965 (36 yds.)

Punt Return Yardage

- 102Charley Trippi vs. Philadelphia, Dec. 28, 1947 (2 returns)
 37John Cochran vs. Philadelphia, Dec. 28, 1947 (1 return)
 36Eric Metcalf at Minn., Jan. 10, 1999 (1 ret.)

Fair Catches

- 2.....Eric Metcalf at Dallas, Jan. 2, 1999
1.....Terry Metcalf vs. Minn., Dec. 21, 1974

Longest Punt Return

- 75t.....Charley Trippi vs. Phila., Dec. 26, 1947
37.....John Cochran vs. Phila., Dec. 28, 1947
36.....Eric Metcalf at Minnesota, Jan. 10, 1999

Punt Return Average

- 51.0.....Charley Trippi vs. Phila., Dec. 26, 1947
(2 ret.-102 yards)
37.0.....John Cochran vs. Phila., Dec. 28, 1947
(1 ret.-37 yards)
36.0.....Eric Metcalf at Minnesota, Jan. 10, 1999
(1 ret.-36 yards)

Kickoff Returns

Total Kickoff Returns

- 3.....Eight times, most recently by Eric Metcalf
(66 yards) at Minn., Jan. 10, 1999

Kickoff Return Yardage

- 105.....Stump Mitchell at Green Bay, Jan. 8, 1983
(3 returns)
Terry Metcalf at L.A. Rams, Dec. 27, 1975
(3 returns)

Longest Kickoff Return

- 67.....Terry Metcalf at L.A. Rams, Dec. 27, 1975
46.....Boris Dimancheff vs. Phila., Dec. 28, 1947

Kickoff Return Average

- 35.0.....Stump Mitchell at Green Bay, Jan. 8, 1983
(3 returns-105 yards)
Terry Metcalf at L.A. Rams, Dec. 27, 1975
(3 returns-105 yards)

Team Postseason Records

Scoring

Most Points Scored

- 28.....Vs. Philadelphia, Dec. 26, 1947
25.....Vs. Green Bay (at Miami+), Jan. 3, 1965

Fewest Points Scored

- 0.....At Philadelphia, Dec. 19, 1948
14.....At Minnesota, Dec. 21, 1974

Opponent/Most Points Scored

- 41.....At Minnesota, Jan. 10, 1999
At Green Bay, Jan. 8, 1983
35.....At L.A. Rams, Dec. 27, 1975

Opponent/Fewest Points Scored

- 7.....At Dallas, Jan. 2, 1999
At Philadelphia, Dec. 19, 1948
17.....Vs. G.B. (at Miami+), Jan. 3, 1965

Most Decisive Win

- 20-7.....At Dallas, Jan. 2, 1999
24-17.....Vs. G.B. (at Miami+), Jan. 3, 1965
28-21.....Vs. Philadelphia, Dec. 28, 1947

Most Decisive Loss

- 41-16.....At Green Bay, Jan. 8, 1983
41-21.....At Minnesota, Jan. 10, 1999
30-14.....At Minnesota, Dec. 21, 1974

Most Points Combined

- 62.....At Minn. 41, Arizona 21, Jan. 10, 1999
61.....At G.B. 41, St. Louis 16, Jan. 8, 1983
58.....At L.A. Rams 35, St. Louis 23, Dec. 27, 1975

First Downs

Most First Downs

- 27.....At Green Bay, Jan. 8, 1983
23.....At Minnesota, Jan. 10, 1999
22.....At L.A. Rams, Dec. 27, 1975

Fewest First Downs

- 6.....At Philadelphia, Dec. 19, 1948
11.....Vs. Philadelphia, Dec. 28, 1947

Opponent/Most First Downs

- 26.....At Minnesota, Jan. 10, 1999
At L.A. Rams, Dec. 27, 1975
22.....At Green Bay, Jan. 8, 1983
Vs. Philadelphia, Dec. 28, 1947

Opponent/Fewest First Downs

- 13.....Vs. Green Bay (at Miami+), Jan. 3, 1965
16.....At Philadelphia, Dec. 19, 1948

Most First Downs Rushing

- 8.....At G.B., Jan. 8, 1983
7.....At Minnesota, Jan. 10, 1999
Vs. G.B. (at Miami+), Jan. 3, 1965
Vs. Philadelphia, Dec. 28, 1947

Most First Downs Passing

- 18.....At Green Bay, Jan. 8, 1983
16.....At L.A. Rams, Dec. 27, 1975

Most First Downs By Penalty

- 5.....At Minnesota, Jan. 10, 1999
1.....At Dallas, Jan. 2, 1999
At Green Bay, Jan. 8, 1983
At L.A. Rams, Dec. 27, 1975
At Minnesota, Dec. 21, 1974
Vs. Philadelphia, Dec. 28, 1947

Fewest First Downs Rushing

- 2.....At Dallas, Jan. 2, 1999
3.....At Philadelphia, Dec. 19, 1948
5.....At L.A. Rams, Dec. 27, 1975

Fewest First Downs Passing

- 2.....Vs. Philadelphia, Dec. 28, 1947
3.....At Philadelphia, Dec. 19, 1948

Fewest First Downs Penalty

- 0.....Vs. G.B. (at Miami+), Jan. 3, 1965
At Philadelphia, Dec. 19, 1948

Opponent/Most First Downs Rushing

- 15.....At Philadelphia, Dec. 19, 1948
14.....At L.A. Rams, Dec. 27, 1975

Opponent/Most First Downs Passing

- 13.....At Minnesota, Jan. 10, 1999
At Green Bay, Jan. 8, 1983
12.....At Dallas, Jan. 2, 1999
11.....Vs. Philadelphia, Dec. 28, 1947

Opponent/Most First Downs By Penalty

- 4.....Vs. Green Bay, Jan. 3, 1965
3.....At Dallas, Jan. 2, 1999
2.....At Green Bay, Jan. 8, 1983
At L.A. Rams, Dec. 27, 1975

Opponent/Fewest First Downs

- By Rushing
4.....Vs. Green Bay, Jan. 3, 1965
4.....At Dallas, Jan. 2, 1999

Opponent/Fewest

First Downs By Passing

- 0.....At Philadelphia, Dec. 19, 1948
5.....Vs. Green Bay, Jan. 3, 1965

Total Yards

Most Net Yards Gained

- 453.....At Green Bay, Jan. 8, 1983
(106 rush-347 pass)
363.....At L.A. Rams, Dec. 27, 1975
(95 rush-268 pass)

Fewest Net Yards Gained

- 131.....At Philadelphia, Dec. 19, 1948
(96 rush-35 pass)

Opponent/Most Net Yards Gained

- 440.....At L.A. Rams, Dec. 27, 1975
(237 rush-203 pass)

Opponent/Most Net Yards Gained

- 416.....At Minnesota, Jan. 10, 1999
(188 rush-228 pass)

Opponent/Most Net Yards Gained

- 394.....At Green Bay, Jan. 8, 1983
(108 rush-286 pass)

Opponent/Fewest Net Yards Gained

- 131.....Vs. Green Bay, Jan. 3, 1965
(52 rush-79 pass)

Rushing

Most Yards Rushing

- 282.....Vs. Philadelphia, Dec. 28, 1947
142.....Vs. Green Bay (at Miami+), Jan. 3, 1965

Fewest Yards Rushing

- 74.....At Minnesota, Jan. 10, 1999
95.....At L.A. Rams, Dec. 27, 1975
96.....At Philadelphia, Dec. 19, 1948

Opponent/Most Yards Rushing

- 237.....At L.A. Rams, Dec. 27, 1975
225.....At Philadelphia, Dec. 19, 1948

Opponent/Fewest Yards Rushing

- 52.....Vs. Green Bay, Jan. 3, 1965
60.....Vs. Philadelphia, Dec. 28, 1947

Passing

Most Net Yards Passing

- 347.....At Green Bay, Jan. 8, 1983
268.....At L.A. Rams, Dec. 27, 1975

Fewest Net Yards Passing

- 35.....At Philadelphia, Dec. 19, 1948
54.....Vs. Philadelphia, Dec. 28, 1947

Opponent/Most Net Yards Passing

- 297.....Vs. Philadelphia, Dec. 28, 1947
286.....At Green Bay, Jan. 8, 1983

Opponent/Fewest Net Yards Passing

- 7.....At Philadelphia, Dec. 19, 1948
79.....Vs. Green Bay, Jan. 5, 1965

Most Gross Yards Passing

- 385.....At Green Bay, Jan. 8, 1983 (347 net)
291.....At L.A. Rams, Dec. 27, 1975 (268 net)

Fewest Gross Yards Passing

- 35.....At Phila., Dec. 19, 1948 (35 net)
54.....Vs. Phila., Dec. 28, 1947 (54 net)

Opponent/Most Gross Yards Passing

- 297.....Vs. Philadelphia, Dec. 28, 1947
286.....At Green Bay, Jan. 8, 1983

(Team Postseason Records
continued on page 420)

**(Team Postseason Passing Records
continued from page 419)**

Opponent Fewest Gross Yards Passing

- 7.....At Phila., Dec. 19, 1948 (7 net)
149.....Vs. Green Bay (at Miami+),
Jan. 3, 1965 (79 net)

Most Pass Attempts

- 51.....At Green Bay, Jan. 8, 1983 (32 comp.)
41.....At Minnesota, Jan. 10, 1999 (23 comp.)
At L.A. Rams, Dec. 27, 1975 (22 comp.)

Fewest Pass Attempts

- 11.....At Phila., Dec. 19, 1948 (3 comp.)
14.....Vs. Phila., Dec. 28, 1947 (3 comp.)

Opponent/Most Pass Attempts

- 49.....At Dallas, Jan. 2, 1999 (22 comp.)
44.....Vs. Phila., Dec. 28, 1947 (27 comp.)
29.....Vs. Green Bay (at Miami+), Jan. 3, 1965
(13 comp.)

Opponent/Fewest Pass Attempts

- 15.....At Phila., Dec. 19, 1948 (2 comp.)
23.....At L.A. Rams, Dec. 27, 1975 (12 comp.)
At Minn., Dec. 21, 1974 (13 comp.)

Most Pass Completions

- 32.....At Green Bay, Jan. 8, 1983 (51 att.)
23.....At Minnesota, Jan. 10, 1999 (41 att.)
22.....At L.A. Rams, Dec. 27, 1975 (41 att.)

Fewest Pass Completions

- 3.....At Phila., Dec. 19, 1948 (11 att.)
Vs. Phila., Dec. 28, 1947 (14 att.)

Opponent/Most Pass Completions

- 27.....Vs. Phila., Dec. 28, 1947 (44 att.)
22.....At Dallas, Jan. 2, 1999 (49 att.)
19.....At Green Bay, Jan. 8, 1983 (26 att.)

Opponent/Fewest Pass Completions

- 2.....At Phila., Dec. 19, 1948 (12 att.)
12.....At L.A. Rams, Dec. 27, 1975 (23 att.)

Most QB Sacks By Cards

- 5.....At Green Bay, Jan. 8, 1983 (50 yds.)

Most QB Sacks By Opponent

- 5.....At Green Bay, Jan. 8, 1983 (38 yds.)

Interceptions

Most Passes Int. By Cardinals

- 3.....At Dallas, Jan. 2, 1999 (42 yards)
Vs. Phila., Dec. 28, 1947 (45 yards)

Most Passes Int. By Opponent

- 3.....At L.A. Rams, Dec. 27, 1975
(130 yards-2 TD)
Vs. Phila., Dec. 28, 1947 (11 yards)

Penalties

Most Penalties

- 13.....At Minnesota, Jan. 10, 1999 (68 yards)
10.....Vs. Phila., Dec. 28, 1947 (97 yards)

Fewest Penalties

- 1.....At Minn., Dec. 21, 1974 (15 yards)

Opponent/Most Penalties

- 9.....At Minnesota, Jan. 10, 1999 (38 yards)
7.....Vs. Phila., Dec. 28, 1947 (55 yards)

Opponent/Fewest Penalties

- 3.....Vs. G.B., Jan. 3, 1965 (15 yards)
At Phila., Dec. 19, 1948 (17 yards)

Most Yards Penalized

- 97.....Vs. Phila., Dec. 28, 1947 (10 penalties)

Fewest Yards Penalized

- 15.....At Minn., Dec. 21, 1974 (1 penalty)

Opponent/Most Yards Penalized

- 55.....Vs. Phila., Dec. 28, 1947 (7 penalties)

Opponent/Fewest Yards Penalized

- 15.....Vs. Green Bay (at Miami+), Jan. 3, 1965
(3 penalties)

Fumbles

Most Fumbles

- 3.....At Green Bay, Jan. 8, 1983 (lost 2)
At L.A. Rams, Dec. 27, 1975 (lost 2)
At Phila., Dec. 19, 1948 (lost 2)

Most Fumbles Lost

- 2.....At Green Bay, Jan. 8, 1983 (3 fumbles)
At Phila., Dec. 19, 1948 (3 fumbles)
Vs. Green Bay (at Miami+), Jan. 3, 1965
(2 fumbles)
At L.A. Rams, Dec. 27, 1975 (3 fumbles)

Opponent/Most Fumbles

- 5.....At L.A. Rams, Dec. 27, 1975 (lost 3)

Opponent/Most Fumbles Lost

- 3.....At L.A. Rams, Dec. 27, 1975 (5 fumbles)

Punting

Most Punts

- 10.....At G. B., Jan. 8, 1983 (41.3 avg.)
8.....At Dallas, Jan. 2, 1999 (37.9 avg.)
At Phila., Dec. 19, 1948 (37.4 avg.)
Vs. Phila., Dec. 28, 1947 (32.0 avg.)

Fewest Punts

- 2.....At Minnesota, Jan. 10, 1999 (36.0 avg.)
6.....At L.A. Rams, Dec. 27, 1975 (42.7 avg.)

Opponent/Most Punts

- 9.....Vs. Green Bay (at Miami+) Jan. 3, 1965
(45.1 avg.)
8.....Vs. Phila., Dec. 28, 1947 (34.5 avg.)

Opponent/Fewest Punts

- 1.....At Minnesota, Jan. 10, 1999 (44.0 avg.)
At Green Bay, Jan. 8, 1983 (28 avg.)

Highest Cardinal Average

- 42.7.....At L.A. Rams, Dec. 27, 1975 (6 punts)

Highest Opponent Average

- 45.1.....Vs. G.B., Jan. 3, 1965 (9 punts)

Punt Returns

Most Punt Returns

- 4.....Vs. Phila., Dec. 28, 1947 (150 yards)

Most Punt Return Yards

- 150.....Vs. Phila., Dec. 28, 1947 (4 ret.)

Opponent/Most Punt Returns

- 4.....Vs. Phila., Dec. 28, 1947 (10 yards)

Opponent/Most Punt Return Yards

- 52.....At Dallas, Jan. 2, 1999 (3 ret.)
26.....Vs. Green Bay (at Miami+), Jan. 3, 1965
(2 ret.)

Kickoff Returns

Most Kickoff Returns

- 7.....At L.A. Rams, Dec. 27, 1975 (191 yards)
.....At Green Bay, Jan. 8, 1983 (178 yards)

Most Kickoff Return Yards

- 191.....At L.A. Rams, Dec. 27, 1975 (7 ret.)
178.....At Green Bay, Jan. 8, 1983 (7 ret.)


Opponent/Most Kickoff Returns

- 5.....At Dallas, Jan. 2, 1999 (103 yards)
At L.A. Rams, Dec. 27, 1975 (90 yards)
Vs. Green Bay (at Miami+), Jan. 3, 1965
(140 yards)
Vs. Phila., Dec. 28, 1947 (63 yards)

Opponent/Most Kickoff Return Yards

- 140.....Vs. Green Bay (at Miami+), Jan. 3, 1965
(5 returns)

**+Non-advancing Playoff Bowl between
second-place teams**



MISCELLANEOUS

2003 NFL Weekly Schedule

Week 1

Thursday, September 4

New York Jets @ Washington 9:00 p.m.

Sunday, September 7

New England @ Buffalo 1:00 p.m.

Jacksonville @ Carolina 1:00 p.m.

Denver @ Cincinnati 1:00 p.m.

Indianapolis @ Cleveland 1:00 p.m.

Arizona @ Detroit 1:00 p.m.

Minnesota @ Green Bay 1:00 p.m.

San Diego @ Kansas City 1:00 p.m.

Houston @ Miami 1:00 p.m.

St. Louis @ N.Y. Giants 1:00 p.m.

Baltimore @ Pittsburgh 1:00 p.m.

Atlanta @ Dallas 4:15 p.m.

Chicago @ San Francisco 4:15 p.m.

New Orleans @ Seattle 4:15 p.m.

Oakland @ Tennessee 8:30 p.m.

Monday, September 8

Tampa Bay @ Philadelphia 9:00 p.m.

Week 2

Sunday, September 14

Washington @ Atlanta 1:00 p.m.

Cleveland @ Baltimore 1:00 p.m.

Detroit @ Green Bay 1:00 p.m.

Tennessee @ Indianapolis 1:00 p.m.

Buffalo @ Jacksonville 1:00 p.m.

Pittsburgh @ Kansas City 1:00 p.m.

Houston @ New Orleans 1:00 p.m.

Miami @ N.Y. Jets 1:00 p.m.

San Francisco @ St. Louis 1:00 p.m.

Seattle @ Arizona 4:05 p.m.

Carolina @ Tampa Bay 4:05 p.m.

Cincinnati @ Oakland 4:15 p.m.

New England @ Philadelphia 4:15 p.m.

Denver @ San Diego 4:15 p.m.

Chicago @ Minnesota 8:30 p.m.

Monday, September 15

Dallas @ N.Y. Giants 9:00 p.m.

Week 3

Sunday, September 21

Tampa Bay @ Atlanta 1:00 p.m.

Pittsburgh @ Cincinnati 1:00 p.m.

Minnesota @ Detroit 1:00 p.m.

Kansas City @ Houston 1:00 p.m.

Jacksonville @ Indianapolis 1:00 p.m.

N.Y. Jets @ New England 1:00 p.m.

New Orleans @ Tennessee 1:00 p.m.

Green Bay @ Arizona 4:05 p.m.

St. Louis @ Seattle 4:05 p.m.

N.Y. Giants @ Washington 4:05 p.m.

Baltimore @ San Diego 4:15 p.m.

Cleveland @ San Francisco 4:15 p.m.

Buffalo @ Miami 8:30 p.m.

Monday, September 22

Oakland @ Denver 9:00 p.m.

Week 4

Open Dates: Miami, N.Y. Giants, Seattle, Tampa Bay

Sunday, September 28

Kansas City @ Baltimore 1:00 p.m.

Philadelphia @ Buffalo 1:00 p.m.

Atlanta @ Carolina 1:00 p.m.

Cincinnati @ Cleveland 1:00 p.m.

Jacksonville @ Houston 1:00 p.m.

San Francisco @ Minnesota 1:00 p.m.

Tennessee @ Pittsburgh 1:00 p.m.

Arizona @ St. Louis 1:00 p.m.

New England @ Washington 1:00 p.m.

San Diego @ Oakland 4:05 p.m.

Detroit @ Denver 4:15 p.m.

Dallas @ N.Y. Jets 4:15 p.m.

Indianapolis @ New Orleans 8:30 p.m.

Monday, September 29

Green Bay @ Chicago 9:00 p.m.

Week 5

Open Dates: Baltimore, Houston, N.Y. Jets, St. Louis

Sunday, October 5

Minnesota @ Atlanta 1:00 p.m.

Cincinnati @ Buffalo 1:00 p.m.

New Orleans @ Carolina 1:00 p.m.

Oakland @ Chicago 1:00 p.m.

Arizona @ Dallas 1:00 p.m.

Seattle @ Green Bay 1:00 p.m.

Denver @ Kansas City 1:00 p.m.

Tennessee @ New England 1:00 p.m.

Miami @ N.Y. Giants 1:00 p.m.

San Diego @ Jacksonville 4:05 p.m.

Washington @ Philadelphia 4:15 p.m.

Detroit @ San Francisco 4:15 p.m.

Cleveland @ Pittsburgh 8:30 p.m.

Monday, October 6

Indianapolis @ Tampa Bay 9:00 p.m.

Week 6

Open Dates: Cincinnati, Detroit, Minnesota, San Diego

Sunday, October 12

Oakland @ Cleveland 1:00 p.m.

Philadelphia @ Dallas 1:00 p.m.

Kansas City @ Green Bay 1:00 p.m.

Carolina @ Indianapolis 1:00 p.m.

Miami @ Jacksonville 1:00 p.m.

N.Y. Giants @ New England 1:00 p.m.

Chicago @ New Orleans 1:00 p.m.

Houston @ Tennessee 1:00 p.m.

Tampa Bay @ Washington 1:00 p.m.

Baltimore @ Arizona 4:15 p.m.

Pittsburgh @ Denver 4:15 p.m.

Buffalo @ N.Y. Jets 4:15 p.m.

San Francisco @ Seattle 8:30 p.m.

Monday, October 13

Atlanta @ St. Louis 9:00 p.m.

Week 7

Open Dates: Arizona, Indianapolis, Jacksonville, Pittsburgh

Sunday, October 19

New Orleans @ Atlanta	1:00 p.m.
Washington @ Buffalo	1:00 p.m.
Tennessee @ Carolina	1:00 p.m.
Baltimore @ Cincinnati	1:00 p.m.
San Diego @ Cleveland	1:00 p.m.
Dallas @ Detroit	1:00 p.m.
New England @ Miami	1:00 p.m.
Denver @ Minnesota	1:00 p.m.
Philadelphia @ N.Y. Giants	1:00 p.m.
Green Bay @ St. Louis	1:00 p.m.
N.Y. Jets @ Houston	4:05 p.m.
Tampa Bay @ San Francisco	4:15 p.m.
Chicago @ Seattle	4:15 p.m.

Monday, October 20

Kansas City @ Oakland	9:00 p.m.
-----------------------	-----------

Week 8

Open Dates: Atlanta, Green Bay, Oakland, Washington

Sunday, October 26

Denver @ Baltimore	1:00 p.m.
Detroit @ Chicago	1:00 p.m.
Seattle @ Cincinnati	1:00 p.m.
Tennessee @ Jacksonville	1:00 p.m.
N.Y. Giants @ Minnesota	1:00 p.m.
Cleveland @ New England	1:00 p.m.
Carolina @ New Orleans	1:00 p.m.
St. Louis @ Pittsburgh	1:00 p.m.
Dallas @ Tampa Bay	1:00 p.m.
San Francisco @ Arizona	4:05 p.m.
Houston @ Indianapolis	4:15 p.m.
N.Y. Jets @ Philadelphia	4:15 p.m.
Buffalo @ Kansas City	8:30 p.m.

Monday, October 27

Miami @ San Diego	9:00 p.m.
-------------------	-----------

Week 9

Open Dates: Buffalo, Cleveland, Kansas City, Tennessee

Sunday, November 2

Jacksonville @ Baltimore	1:00 p.m.
San Diego @ Chicago	1:00 p.m.
Washington @ Dallas	1:00 p.m.
Oakland @ Detroit	1:00 p.m.
Carolina @ Houston	1:00 p.m.
Indianapolis @ Miami	1:00 p.m.
N.Y. Giants @ N.Y. Jets	1:00 p.m.
New Orleans @ Tampa Bay	1:00 p.m.
Cincinnati @ Arizona	4:05 p.m.
Pittsburgh @ Seattle	4:05 p.m.
Philadelphia @ Atlanta	4:15 p.m.
St. Louis @ San Francisco	4:15 p.m.
Green Bay @ Minnesota	8:30 p.m.

Monday, November 3

New England @ Denver	9:00 p.m.
----------------------	-----------

Week 10

Open Dates: Denver, New England, New Orleans, San Francisco

Sunday, November 9

Tampa Bay @ Carolina	1:00 p.m.
Houston @ Cincinnati	1:00 p.m.
Chicago @ Detroit	1:00 p.m.
Indianapolis @ Jacksonville	1:00 p.m.
Cleveland @ Kansas City	1:00 p.m.
Atlanta @ N.Y. Giants	1:00 p.m.
Arizona @ Pittsburgh	1:00 p.m.
Miami @ Tennessee	1:00 p.m.
Seattle @ Washington	1:00 p.m.
Minnesota @ San Diego	4:05 p.m.
Buffalo @ Dallas	4:15 p.m.
N.Y. Jets @ Oakland	4:15 p.m.
Baltimore @ St. Louis	8:30 p.m.

Monday, November 10

Philadelphia @ Green Bay	9:00 p.m.
--------------------------	-----------

Week 11

Sunday, November 16

Houston @ Buffalo	1:00 p.m.
Washington @ Carolina	1:00 p.m.
St. Louis @ Chicago	1:00 p.m.
Kansas City @ Cincinnati	1:00 p.m.
Arizona @ Cleveland	1:00 p.m.
Baltimore @ Miami	1:00 p.m.
Atlanta @ New Orleans	1:00 p.m.
N.Y. Giants @ Philadelphia	1:00 p.m.
Jacksonville @ Tennessee	1:00 p.m.
San Diego @ Denver	4:05 p.m.
N.Y. Jets @ Indianapolis	4:05 p.m.
Minnesota @ Oakland	4:15 p.m.
Detroit @ Seattle	4:15 p.m.
Green Bay @ Tampa Bay	4:15 p.m.
Dallas @ New England	8:30 p.m.

Monday, November 17

Pittsburgh @ San Francisco	9:00 p.m.
----------------------------	-----------

Week 12

Sunday, November 23

Seattle @ Baltimore	1:00 p.m.
Indianapolis @ Buffalo	1:00 p.m.
Pittsburgh @ Cleveland	1:00 p.m.
Carolina @ Dallas	1:00 p.m.
San Francisco @ Green Bay	1:00 p.m.
New England @ Houston	1:00 p.m.
Detroit @ Minnesota	1:00 p.m.
Jacksonville @ N.Y. Jets	1:00 p.m.
New Orleans @ Philadelphia	1:00 p.m.
St. Louis @ Arizona	4:05 p.m.
Chicago @ Denver	4:05 p.m.
Tennessee @ Atlanta	4:15 p.m.
Oakland @ Kansas City	4:15 p.m.
Cincinnati @ San Diego	4:15 p.m.
Washington @ Miami	8:30 p.m.

Monday, November 24

N.Y. Giants @ Tampa Bay	9:00 p.m.
-------------------------	-----------

Week 13**Thursday, November 27 (Thanksgiving Day)**

Green Bay @ Detroit	12:30 p.m.
Miami @ Dallas	4:05 p.m.

Sunday, November 30

San Francisco @ Baltimore	1:00 p.m.
Philadelphia @ Carolina	1:00 p.m.
Arizona @ Chicago	1:00 p.m.
Atlanta @ Houston	1:00 p.m.
New England @ Indianapolis	1:00 p.m.
Buffalo @ N.Y. Giants	1:00 p.m.
Cincinnati @ Pittsburgh	1:00 p.m.
Minnesota @ St. Louis	1:00 p.m.
New Orleans @ Washington	4:05 p.m.
Denver @ Oakland	4:15 p.m.
Kansas City @ San Diego	4:15 p.m.
Cleveland @ Seattle	4:15 p.m.
Tampa Bay @ Jacksonville	8:30 p.m.

Monday, December 1

Tennessee @ N.Y. Jets	9:00 p.m.
-----------------------	-----------

Week 14**Sunday, December 7**

Cincinnati @ Baltimore	1:00 p.m.
San Diego @ Detroit	1:00 p.m.
Chicago @ Green Bay	1:00 p.m.
Houston @ Jacksonville	1:00 p.m.
Seattle @ Minnesota	1:00 p.m.
Tampa Bay @ New Orleans	1:00 p.m.
Washington @ N.Y. Giants	1:00 p.m.
Dallas @ Philadelphia	1:00 p.m.
Oakland @ Pittsburgh	1:00 p.m.
Indianapolis @ Tennessee	1:00 p.m.

Arizona @ San Francisco	4:05 p.m.
N.Y. Jets @ Buffalo	4:15 p.m.
Kansas City @ Denver	4:15 p.m.
Miami @ New England	4:15 p.m.
Carolina @ Atlanta	8:30 p.m.

Monday, December 8

St. Louis @ Cleveland	9:00 p.m.
-----------------------	-----------

Week 15**Sunday, December 14**

Minnesota @ Chicago	1:00 p.m.
San Francisco @ Cincinnati	1:00 p.m.
Atlanta @ Indianapolis	1:00 p.m.
Detroit @ Kansas City	1:00 p.m.
Jacksonville @ New England	1:00 p.m.
Pittsburgh @ N.Y. Jets	1:00 p.m.
Seattle @ St. Louis	1:00 p.m.
Houston @ Tampa Bay	1:00 p.m.
Buffalo @ Tennessee	1:00 p.m.
Dallas @ Washington	1:00 p.m.
Cleveland @ Denver	4:05 p.m.
Baltimore @ Oakland	4:05 p.m.

Carolina @ Arizona	4:15 p.m.
---------------------------	------------------

Green Bay @ San Diego	4:15 p.m.
N.Y. Giants @ New Orleans	8:30 p.m.

Monday, December 15

Philadelphia @ Miami	9:00 p.m.
----------------------	-----------

Week 16**Saturday, December 20**

Atlanta @ Tampa Bay	1:30 p.m.
Kansas City @ Minnesota	5:00 p.m.
New England @ N.Y. Jets	8:30 p.m.

Sunday, December 21

Miami @ Buffalo	1:00 p.m.
Detroit @ Carolina	1:00 p.m.
Washington @ Chicago	1:00 p.m.
Baltimore @ Cleveland	1:00 p.m.
N.Y. Giants @ Dallas	1:00 p.m.
Tennessee @ Houston	1:00 p.m.
New Orleans @ Jacksonville	1:00 p.m.
Cincinnati @ St. Louis	1:00 p.m.
San Diego @ Pittsburgh	4:05 p.m.
San Francisco @ Philadelphia	4:15 p.m.

Arizona @ Seattle	4:15 p.m.
--------------------------	------------------

Denver @ Indianapolis	8:30 p.m.
-----------------------	-----------

Monday, December 22

Green Bay @ Oakland	9:00 p.m.
---------------------	-----------

Week 17**Saturday, December 27**

Buffalo @ New England	1:30 p.m.
Seattle @ San Francisco	5:00 p.m.
Philadelphia @ Washington	8:30 p.m.

Sunday, December 28

Jacksonville @ Atlanta	1:00 p.m.
Cleveland @ Cincinnati	1:00 p.m.
St. Louis @ Detroit	1:00 p.m.
Indianapolis @ Houston	1:00 p.m.
Chicago @ Kansas City	1:00 p.m.
N.Y. Jets @ Miami	1:00 p.m.
Dallas @ New Orleans	1:00 p.m.
Tampa Bay @ Tennessee	1:00 p.m.
Minnesota @ Arizona	4:05 p.m.
Carolina @ N.Y. Giants	4:05 p.m.
Denver @ Green Bay	4:15 p.m.
Oakland @ San Diego	4:15 p.m.
Pittsburgh @ Baltimore	8:30 p.m.

Postseason

Saturday, January 3	AFC and NFC Wild Card Playoffs (ABC-TV)
---------------------	-----------------------------------------

Sunday, January 4	AFC and NFC Wild Card Playoffs (CBS-TV and FOX-TV)
-------------------	----------------------------------------------------

Saturday, January 10	AFC and NFC Divisional Playoffs (CBS-TV and FOX-TV)
----------------------	-----------------------------------------------------

Sunday, January 11	AFC and NFC Divisional Playoffs (CBS-TV and FOX-TV)
--------------------	-----------------------------------------------------

Sunday, January 18	AFC and NFC Championship Games (CBS-TV and FOX-TV)
--------------------	----------------------------------------------------

Sunday, February 1	Super Bowl XXXVIII, Reliant Stadium, Houston (CBS-TV)
--------------------	-------------------------------------------------------

Sunday, February 8	AFC-NFC Pro Bowl at Honolulu, Hawaii (ABC-TV)
--------------------	-----------------------------------------------

All times ET

2003 NFL Team Schedules

American Football Conference

Baltimore Ravens

Sept. 7	@ Pittsburgh	1:00 p.m.
Sept. 14	Cleveland	1:00 p.m.
Sept. 21	@ San Diego	1:15 p.m.
Sept. 28	Kansas City	1:00 p.m.
Oct. 5	Open Date	
Oct. 12	@ Arizona	1:15 p.m.
Oct. 19	@ Cincinnati	1:00 p.m.
Oct. 26	Denver	1:00 p.m.
Nov. 2	Jacksonville	1:00 p.m.
Nov. 9	@ St. Louis	7:30 p.m.
Nov. 16	@ Miami	1:00 p.m.
Nov. 23	Seattle	1:00 p.m.
Nov. 30	San Francisco	1:00 p.m.
Dec. 7	Cincinnati	1:00 p.m.
Dec. 14	@ Oakland	1:05 p.m.
Dec. 21	@ Cleveland	1:00 p.m.
Dec. 28	Pittsburgh	8:30 p.m.

Buffalo Bills

Sept. 7	New England	1:00 p.m.
Sept. 14	@ Jacksonville	1:00 p.m.
Sept. 21	@ Miami	8:30 p.m.
Sept. 28	Philadelphia	1:00 p.m.
Oct. 5	Cincinnati	1:00 p.m.
Oct. 12	@ N.Y. Jets	4:15 p.m.
Oct. 19	Washington	1:00 p.m.
Oct. 26	@ Kansas City	7:30 p.m.
Nov. 2	Open Date	
Nov. 9	@ Dallas	3:15 p.m.
Nov. 16	Houston	1:00 p.m.
Nov. 23	Indianapolis	1:00 p.m.
Nov. 30	@ N.Y. Giants	1:00 p.m.
Dec. 7	N.Y. Jets	4:15 p.m.
Dec. 14	@ Tennessee	12:00 p.m.
Dec. 21	Miami	1:00 p.m.
Dec. 27 (Sat.)	@ New England	1:30 p.m.

Cincinnati Bengals

Sept. 7	Denver	1:00 p.m.
Sept. 14	@ Oakland	1:15 p.m.
Sept. 21	Pittsburgh	1:00 p.m.
Sept. 28	@ Cleveland	1:00 p.m.
Oct. 5	@ Buffalo	1:00 p.m.
Oct. 12	Open Date	
Oct. 19	Baltimore	1:00 p.m.
Oct. 26	Seattle	1:00 p.m.
Nov. 2	@ Arizona	2:05 p.m.
Nov. 9	Houston	1:00 p.m.
Nov. 16	Kansas City	1:00 p.m.
Nov. 23	@ San Diego	1:15 p.m.
Nov. 30	@ Pittsburgh	1:00 p.m.
Dec. 7	@ Baltimore	1:00 p.m.
Dec. 14	San Francisco	1:00 p.m.
Dec. 21	@ St. Louis	12:00 p.m.
Dec. 28	Cleveland	1:00 p.m.

Cleveland Browns

Sept. 7	Indianapolis	1:00 p.m.
Sept. 14	@ Baltimore	1:00 p.m.
Sept. 21	@ San Francisco	1:15 p.m.
Sept. 28	Cincinnati	1:00 p.m.
Oct. 5	@ Pittsburgh	8:30 p.m.
Oct. 12	Oakland	1:00 p.m.
Oct. 19	San Diego	1:00 p.m.
Oct. 26	@ New England	1:00 p.m.
Nov. 2	Open Date	
Nov. 9	@ Kansas City	12:00 p.m.
Nov. 16	Arizona	1:00 p.m.
Nov. 23	Pittsburgh	1:00 p.m.
Nov. 30	@ Seattle	1:15 p.m.
Dec. 8 (Mon.)	St. Louis	9:00 p.m.
Dec. 14	@ Denver	2:05 p.m.
Dec. 21	Baltimore	1:00 p.m.
Dec. 28	@ Cincinnati	1:00 p.m.

Denver Broncos

Sept. 7	@ Cincinnati	1:00 p.m.
Sept. 14	@ San Diego	1:15 p.m.
Sept. 22 (Mon.)	Oakland	7:00 p.m.
Sept. 28	Detroit	2:15 p.m.
Oct. 5	@ Kansas City	12:00 p.m.
Oct. 12	Pittsburgh	2:15 p.m.
Oct. 19	@ Minnesota	12:00 p.m.
Oct. 26	@ Baltimore	1:00 p.m.
Nov. 3 (Mon.)	New England	7:00 p.m.
Nov. 9	Open Date	
Nov. 16	San Diego	2:05 p.m.
Nov. 23	Chicago	2:05 p.m.
Nov. 30	@ Oakland	1:15 p.m.
Dec. 7	Kansas City	2:15 p.m.
Dec. 14	Cleveland	2:05 p.m.
Dec. 21	@ Indianapolis	8:30 p.m.
Dec. 28	@ Green Bay	3:15 p.m.

Houston Texans

Sept. 7	@ Miami	1:00 p.m.
Sept. 14	@ New Orleans	12:00 p.m.
Sept. 21	Kansas City	12:00 p.m.
Sept. 28	Jacksonville	12:00 p.m.
Oct. 5	Open Date	
Oct. 12	@ Tennessee	12:00 p.m.
Oct. 19	N.Y. Jets	3:05 p.m.
Oct. 26	@ Indianapolis	4:15 p.m.
Nov. 2	Carolina	12:00 p.m.
Nov. 9	@ Cincinnati	1:00 p.m.
Nov. 16	@ Buffalo	1:00 p.m.
Nov. 23	New England	12:00 p.m.
Nov. 30	Atlanta	12:00 p.m.
Dec. 7	@ Jacksonville	1:00 p.m.
Dec. 14	@ Tampa Bay	1:00 p.m.
Dec. 21	Tennessee	12:00 p.m.
Dec. 28	Indianapolis	12:00 p.m.

Indianapolis Colts

Sept. 7	@ Cleveland	1:00 p.m.
Sept. 14	Tennessee	12:00 p.m.
Sept. 21	Jacksonville	12:00 p.m.
Sept. 28	@ New Orleans	7:30 p.m.
Oct. 6 (Mon.)	@ Tampa Bay	9:00 p.m.
Oct. 12	Carolina	12:00 p.m.
Oct. 19	Open Date	
Oct. 26	Houston	4:15 p.m.
Nov. 2	@ Miami	1:00 p.m.
Nov. 9	@ Jacksonville	1:00 p.m.
Nov. 16	N.Y. Jets	4:05 p.m.
Nov. 23	@ Buffalo	1:00 p.m.
Nov. 30	New England	1:00 p.m.
Dec. 7	@ Tennessee	12:00 p.m.
Dec. 14	Atlanta	1:00 p.m.
Dec. 21	Denver	8:30 p.m.
Dec. 28	@ Houston	12:00 p.m.

Jacksonville Jaguars

Sept. 7	@ Carolina	1:00 p.m.
Sept. 14	Buffalo	1:00 p.m.
Sept. 21	@ Indianapolis	12:00 p.m.
Sept. 28	@ Houston	12:00 p.m.
Oct. 5	San Diego	4:05 p.m.
Oct. 12	Miami	1:00 p.m.
Oct. 19	Open Date	
Oct. 26	Tennessee	1:00 p.m.
Nov. 2	@ Baltimore	1:00 p.m.
Nov. 9	Indianapolis	1:00 p.m.
Nov. 16	@ Tennessee	12:00 p.m.
Nov. 23	@ N.Y. Jets	1:00 p.m.
Nov. 30	Tampa Bay	8:30 p.m.
Dec. 7	Houston	1:00 p.m.
Dec. 14	@ New England	1:00 p.m.
Dec. 21	New Orleans	1:00 p.m.
Dec. 28	@ Atlanta	1:00 p.m.

Kansas City Chiefs

Sept. 7	San Diego	12:00 p.m.
Sept. 14	Pittsburgh	12:00 p.m.
Sept. 21	@ Houston	12:00 p.m.
Sept. 28	@ Baltimore	1:00 p.m.
Oct. 5	Denver	12:00 p.m.
Oct. 12	@ Green Bay	12:00 p.m.
Oct. 20 (Mon.)	@ Oakland	6:00 p.m.
Oct. 26	Buffalo	7:30 p.m.
Nov. 2	Open Date	
Nov. 9	Cleveland	12:00 p.m.
Nov. 16	@ Cincinnati	1:00 p.m.
Nov. 23	Oakland	3:15 p.m.
Nov. 30	@ San Diego	1:15 p.m.
Dec. 7	@ Denver	2:15 p.m.
Dec. 14	Detroit	12:00 p.m.
Dec. 20 (Sat.)	@ Minnesota	4:00 p.m.
Dec. 28	Chicago	12:00 p.m.

Miami Dolphins

Sept. 7	Houston	1:00 p.m.
Sept. 14	@ N.Y. Jets	1:00 p.m.
Sept. 21	Buffalo	8:30 p.m.
Sept. 28	Open Date	
Oct. 5	@ N.Y. Giants	1:00 p.m.
Oct. 12	@ Jacksonville	1:00 p.m.
Oct. 19	New England	1:00 p.m.
Oct. 27 (Mon.)	@ San Diego	6:00 p.m.
Nov. 2	Indianapolis	1:00 p.m.
Nov. 9	@ Tennessee	12:00 p.m.
Nov. 16	Baltimore	1:00 p.m.
Nov. 23	Washington	8:30 p.m.
Nov. 27 (Thurs.)	@ Dallas	3:05 p.m.
Dec. 7	@ New England	4:15 p.m.
Dec. 15	Philadelphia	9:00 p.m.
Dec. 21	@ Buffalo	1:00 p.m.
Dec. 28	N.Y. Jets	1:00 p.m.

New England Patriots

Sept. 7	@ Buffalo	1:00 p.m.
Sept. 14	@ Philadelphia	4:15 p.m.
Sept. 21	N.Y. Jets	1:00 p.m.
Sept. 28	@ Washington	1:00 p.m.
Oct. 5	Tennessee	1:00 p.m.
Oct. 12	N.Y. Giants	1:00 p.m.
Oct. 19	@ Miami	1:00 p.m.
Oct. 26	Cleveland	1:00 p.m.
Nov. 3 (Mon.)	@ Denver	7:00 p.m.
Nov. 9	Open Date	
Nov. 16	Dallas	8:30 p.m.
Nov. 23	@ Houston	12:00 p.m.
Nov. 30	@ Indianapolis	1:00 p.m.
Dec. 7	Miami	4:15 p.m.
Dec. 14	Jacksonville	1:00 p.m.
Dec. 20 (Sat.)	@ N.Y. Jets	8:30 p.m.
Dec. 27 (Sat.)	Buffalo	1:30 p.m.

New York Jets

Sept. 4 (Thurs.)	@ Washington	9:00 p.m.
Sept. 14	Miami	1:00 p.m.
Sept. 21	@ New England	1:00 p.m.
Sept. 28	Dallas	4:15 p.m.
Oct. 5	Open Date	
Oct. 12	Buffalo	4:15 p.m.
Oct. 19	@ Houston	3:05 p.m.
Oct. 26	@ Philadelphia	4:15 p.m.
Nov. 2	N.Y. Giants	1:00 p.m.
Nov. 9	@ Oakland	1:15 p.m.
Nov. 16	@ Indianapolis	4:05 p.m.
Nov. 23	Jacksonville	1:00 p.m.
Dec. 1 (Mon.)	Tennessee	9:00 p.m.
Dec. 7	@ Buffalo	4:15 p.m.
Dec. 14	Pittsburgh	1:00 p.m.
Dec. 20 (Sat.)	New England	8:30 p.m.
Dec. 28	@ Miami	1:00 p.m.

Oakland Raiders

Sept. 7	@ Tennessee	7:30 p.m.
Sept. 14	Cincinnati	1:15 p.m.
Sept. 22 (Mon.)	@ Denver	7:00 p.m.
Sept. 28	San Diego	1:05 p.m.
Oct. 5	@ Chicago	12:00 p.m.
Oct. 12	@ Cleveland	1:00 p.m.
Oct. 20 (Mon.)	Kansas City	8:00 p.m.
Oct. 26	Open Date	
Nov. 2	@ Detroit	1:00 p.m.
Nov. 9	N.Y. Jets	1:15 p.m.
Nov. 16 (Mon.)	Minnesota	1:15 p.m.
Nov. 23	@ Kansas City	3:15 p.m.
Nov. 30	Denver	1:15 p.m.
Dec. 7	@ Pittsburgh	1:00 p.m.
Dec. 14	Baltimore	1:05 p.m.
Dec. 22 (Mon.)	Green Bay	6:00 p.m.
Dec. 28	@ San Diego	1:15 p.m.

San Diego Chargers

Sept. 7	@ Kansas City	12:00 p.m.
Sept. 14	Denver	1:15 p.m.
Sept. 21	Baltimore	1:15 p.m.
Sept. 28	@ Oakland	1:05 p.m.
Oct. 5	@ Jacksonville	4:05 p.m.
Oct. 12	Open Date	
Oct. 19	@ Cleveland	1:00 p.m.
Oct. 27 (Mon.)	Miami (Mon.)	6:00 p.m.
Nov. 2	@ Chicago	12:00 p.m.
Nov. 9	Minnesota	1:05 p.m.
Nov. 16	@ Denver	2:05 p.m.
Nov. 23	Cincinnati	1:15 p.m.
Nov. 30	Kansas City	1:15 p.m.
Dec. 7	@ Detroit	1:00 p.m.
Dec. 14	Green Bay	1:15 p.m.
Dec. 21	@ Pittsburgh	4:05 p.m.
Dec. 28	Oakland	1:15 p.m.

Pittsburgh Steelers

Sept. 7	Baltimore	1:00 p.m.
Sept. 14	@ Kansas City	12:00 p.m.
Sept. 21	@ Cincinnati	1:00 p.m.
Sept. 28	Tennessee	1:00 p.m.
Oct. 5	Cleveland	8:30 p.m.
Oct. 12	@ Denver	2:15 p.m.
Oct. 19	Open Date	
Oct. 26	St. Louis	1:00 p.m.
Nov. 2	@ Seattle	1:05 p.m.
Nov. 9	Arizona	1:00 p.m.
Nov. 17 (Mon.)	@ San Francisco	6:00 p.m.
Nov. 23	@ Cleveland	1:00 p.m.
Nov. 30	Cincinnati	1:00 p.m.
Dec. 7	Oakland	1:00 p.m.
Dec. 14	@ N.Y. Jets	1:00 p.m.
Dec. 21	San Diego	4:05 p.m.
Dec. 28	@ Baltimore	8:30 p.m.

Tennessee Titans

Sept. 7	Oakland	7:30 p.m.
Sept. 14	@ Indianapolis	12:00 p.m.
Sept. 21	New Orleans	12:00 p.m.
Sept. 28	@ Pittsburgh	1:00 p.m.
Oct. 5	@ New England	1:00 p.m.
Oct. 12	Houston	12:00 p.m.
Oct. 19	@ Carolina	1:00 p.m.
Oct. 26	@ Jacksonville	1:00 p.m.
Nov. 2	Open Date	
Nov. 9	Miami	12:00 p.m.
Nov. 16	Jacksonville	12:00 p.m.
Nov. 23	@ Atlanta	4:15 p.m.
Dec. 1 (Mon.)	@ N.Y. Jets	9:00 p.m.
Dec. 7	Indianapolis	12:00 p.m.
Dec. 14	Buffalo	12:00 p.m.
Dec. 21	@ Houston	12:00 p.m.
Dec. 28	Tampa Bay	12:00 p.m.

National Football Conference

Arizona Cardinals

Sept. 7	@ Detroit	1:00 p.m.
Sept. 14	Seattle	1:05 p.m.
Sept. 21	Green Bay	1:05 p.m.
Sept. 28	@ St. Louis	12:00 p.m.
Oct. 5	@ Dallas	12:00 p.m.
Oct. 12	Baltimore	1:15 p.m.
Oct. 19	Open Date	
Oct. 26	San Francisco	2:05 p.m.
Nov. 2	Cincinnati	2:05 p.m.
Nov. 9	@ Pittsburgh	1:00 p.m.
Nov. 16	@ Cleveland	1:00 p.m.
Nov. 23	St. Louis	2:05 p.m.
Nov. 30	@ Chicago	12:00 p.m.
Dec. 7	@ San Francisco	1:05 p.m.
Dec. 14	Carolina	2:15 p.m.
Dec. 21	@ Seattle	1:15 p.m.
Dec. 28	Minnesota	2:05 p.m.

Atlanta Falcons

Sept. 7	@ Dallas	3:15 p.m.
Sept. 14	Washington	1:00 p.m.
Sept. 21	Tampa Bay	1:00 p.m.
Sept. 28	@ Carolina	1:00 p.m.
Oct. 5	Minnesota	1:00 p.m.
Oct. 13 (Mon.)	@ St. Louis	8:00 p.m.
Oct. 19	New Orleans	1:00 p.m.
Oct. 26	Open Date	
Nov. 2	Philadelphia	4:15 p.m.
Nov. 9	@ N.Y. Giants	1:00 p.m.
Nov. 16	@ New Orleans	12:00 p.m.
Nov. 23	Tennessee	4:15 p.m.
Nov. 30	@ Houston	12:00 p.m.
Dec. 7	Carolina	8:30 p.m.
Dec. 14	@ Indianapolis	1:00 p.m.
Dec. 20 (Sat.)	@ Tampa Bay	1:30 p.m.
Dec. 28	Jacksonville	1:00 p.m.

(2003 NFL Team Schedules continued on page 428)

Carolina Panthers

Sept. 7	Jacksonville	1:00 p.m.
Sept. 14	@ Tampa Bay	4:05 p.m.
Sept. 21	Open Date	
Sept. 28	Atlanta	1:00 p.m.
Oct. 5	New Orleans	1:00 p.m.
Oct. 12	@ Indianapolis	12:00 p.m.
Oct. 19	Tennessee	1:00 p.m.
Oct. 26	@ New Orleans	12:00 p.m.
Nov. 2	@ Houston	12:00 p.m.
Nov. 9	Tampa Bay	1:00 p.m.
Nov. 16	Washington	1:00 p.m.
Nov. 23	@ Dallas	12:00 p.m.
Nov. 30	Philadelphia	1:00 p.m.
Dec. 7	@ Atlanta	8:30 p.m.
Dec. 14	@ Arizona	2:15 p.m.
Dec. 21	Detroit	1:00 p.m.
Dec. 28	@ N.Y. Giants	4:05 p.m.

Chicago Bears

Sept. 7	@ San Francisco	1:15 p.m.
Sept. 14	@ Minnesota	7:30 p.m.
Sept. 21	Open Date	
Sept. 29 (Mon.)	Green Bay	8:00 p.m.
Oct. 5	Oakland	12:00 p.m.
Oct. 12	@ New Orleans	12:00 p.m.
Oct. 19	@ Seattle	1:15 p.m.
Oct. 26	Detroit	12:00 p.m.
Nov. 2	San Diego	12:00 p.m.
Nov. 9	@ Detroit	1:00 p.m.
Nov. 16	St. Louis	12:00 p.m.
Nov. 23	@ Denver	2:05 p.m.
Nov. 30	Arizona	12:00 p.m.
Dec. 7	@ Green Bay	12:00 p.m.
Dec. 14	Minnesota	12:00 p.m.
Dec. 21	Washington	12:00 p.m.
Dec. 28	@ Kansas City	12:00 p.m.

Dallas Cowboys

Sept. 7	Atlanta	3:15 p.m.
Sept. 15 (Mon.)	@ N.Y. Giants	8:00 p.m.
Sept. 21	Open Date	
Sept. 28	@ N.Y. Jets	4:15 p.m.
Oct. 5	Arizona	12:00 p.m.
Oct. 12	Philadelphia	12:00 p.m.
Oct. 19	@ Detroit	1:00 p.m.
Oct. 26	@ Tampa Bay	1:00 p.m.
Nov. 2	Washington	12:00 p.m.
Nov. 9	Buffalo	3:15 p.m.
Nov. 16	@ New England	8:30 p.m.
Nov. 23	Carolina	12:00 p.m.
Nov. 27 (Thurs.)	Miami	3:05 p.m.
Dec. 7	@ Philadelphia	1:00 p.m.
Dec. 14	@ Washington	1:00 p.m.
Dec. 21	N.Y. Giants	12:00 p.m.
Dec. 28	@ New Orleans	12:00 p.m.

Detroit Lions

Sept. 7	Arizona	1:00 p.m.
Sept. 14	@ Green Bay	12:00 p.m.
Sept. 21	Minnesota	1:00 p.m.
Sept. 28	@ Denver	2:15 p.m.
Oct. 5	@ San Francisco	1:15 p.m.
Oct. 12	Open Date	
Oct. 19	Dallas	1:00 p.m.
Oct. 26	@ Chicago	12:00 p.m.

Nov. 2	Oakland	1:00 p.m.
Nov. 9	Chicago	1:00 p.m.
Nov. 16	@ Seattle	1:15 p.m.
Nov. 23	@ Minnesota	12:00 p.m.
Nov. 27 (Thurs.)	Green Bay	12:30 p.m.
Dec. 7	San Diego	1:00 p.m.
Dec. 14	@ Kansas City	12:00 p.m.
Dec. 21	@ Carolina	1:00 p.m.
Dec. 28	St. Louis	1:00 p.m.

Green Bay Packers

Sept. 7	Minnesota	12:00 p.m.
Sept. 14	Detroit	12:00 p.m.
Sept. 21	@ Arizona	1:05 p.m.
Sept. 29 (Mon.)	@ Chicago	8:00 p.m.
Oct. 5	Seattle	12:00 p.m.
Oct. 12	Kansas City	12:00 p.m.
Oct. 19	@ St. Louis	12:00 p.m.
Oct. 26	Open Date	
Nov. 2	@ Minnesota	7:30 p.m.
Nov. 10 (Mon.)	Philadelphia	8:00 p.m.
Nov. 16	@ Tampa Bay	4:15 p.m.
Nov. 23	San Francisco	12:00 p.m.
Nov. 27 (Thurs.)	@ Detroit	12:30 p.m.
Dec. 7	Chicago	12:00 p.m.
Dec. 14	@ San Diego	1:15 p.m.
Dec. 22 (Mon.)	@ Oakland (Mon.)	6:00 p.m.
Dec. 28	Denver	3:15 p.m.

Minnesota Vikings

Sept. 7	@ Green Bay	12:00 p.m.
Sept. 14	Chicago	7:30 p.m.
Sept. 21	@ Detroit	1:00 p.m.
Sept. 28	San Francisco	12:00 p.m.
Oct. 5	@ Atlanta	1:00 p.m.
Oct. 12	Open Date	
Oct. 19	Denver	12:00 p.m.
Oct. 26	N.Y. Giants	12:00 p.m.
Nov. 2	Green Bay	7:30 p.m.
Nov. 9	@ San Diego	1:05 p.m.
Nov. 16	@ Oakland	1:15 p.m.
Nov. 23	Detroit	12:00 p.m.
Nov. 30	@ St. Louis	12:00 p.m.
Dec. 7	Seattle	12:00 p.m.
Dec. 14	@ Chicago	12:00 p.m.
Dec. 20 (Sat.)	Kansas City	4:00 p.m.
Dec. 28	@ Arizona	2:05 p.m.

New Orleans Saints

Sept. 7	@ Seattle	1:15 p.m.
Sept. 14	Houston	12:00 p.m.
Sept. 21	@ Tennessee	12:00 p.m.
Sept. 28	Indianapolis	7:30 p.m.
Oct. 5	@ Carolina	1:00 p.m.
Oct. 12	Chicago	12:00 p.m.
Oct. 19	@ Atlanta	1:00 p.m.
Oct. 26	Carolina	12:00 p.m.
Nov. 2	@ Tampa Bay	1:00 p.m.
Nov. 9	Open Date	
Nov. 16	Atlanta	12:00 p.m.
Nov. 23	@ Philadelphia	1:00 p.m.
Nov. 30	@ Washington	4:05 p.m.
Dec. 7	Tampa Bay	12:00 p.m.
Dec. 14	N.Y. Giants	7:30 p.m.
Dec. 21	@ Jacksonville	1:00 p.m.
Dec. 28	Dallas	12:00 p.m.

New York Giants

Sept. 7	St. Louis	1:00 p.m.
Sept. 15 (Mon.)	Dallas	9:00 p.m.
Sept. 21	@ Washington	4:05 p.m.
Sept. 28	Open Date	
Oct. 5	Miami	1:00 p.m.
Oct. 12	@ New England	1:00 p.m.
Oct. 19	Philadelphia	1:00 p.m.
Oct. 26	@ Minnesota	12:00 p.m.
Nov. 2	@ N.Y. Jets	1:00 p.m.
Nov. 9	Atlanta	1:00 p.m.
Nov. 16	@ Philadelphia	1:00 p.m.
Nov. 24 (Mon.)	@ Tampa Bay	9:00 p.m.
Nov. 30	Buffalo	1:00 p.m.
Dec. 7	Washington	1:00 p.m.
Dec. 14	@ New Orleans	7:30 p.m.
Dec. 21	@ Dallas	12:00 p.m.
Dec. 28	Carolina	4:05 p.m.

Philadelphia Eagles

Sept. 8 (Mon.)	Tampa Bay	9:00 p.m.
Sept. 14	New England	4:15 p.m.
Sept. 21	Open Date	
Sept. 28	@ Buffalo	1:00 p.m.
Oct. 5	Washington	4:15 p.m.
Oct. 12	@ Dallas	12:00 p.m.
Oct. 19	@ N.Y. Giants	1:00 p.m.
Oct. 26	N.Y. Jets	4:15 p.m.
Nov. 2	@ Atlanta	4:15 p.m.
Nov. 10 (Mon.)	@ Green Bay	8:00 p.m.
Nov. 16	N.Y. Giants	1:00 p.m.
Nov. 23	New Orleans	1:00 p.m.
Nov. 30	@ Carolina	1:00 p.m.
Dec. 7	Dallas	1:00 p.m.
Dec. 15 (Mon.)	@ Miami	9:00 p.m.
Dec. 21	San Francisco	4:15 p.m.
Dec. 27 (Sat.)	@ Washington	8:30 p.m.

St. Louis Rams

Sept. 7	@ N.Y. Giants	1:00 p.m.
Sept. 14	San Francisco	12:00 p.m.
Sept. 21	@ Seattle	1:05 p.m.
Sept. 28	Arizona	12:00 p.m.
Oct. 5	Open Date	
Oct. 13 (Mon.)	Atlanta	8:00 p.m.
Oct. 19	Green Bay	12:00 p.m.
Oct. 26	@ Pittsburgh	1:00 p.m.
Nov. 2	@ San Francisco	1:15 p.m.
Nov. 9	Baltimore	7:30 p.m.
Nov. 16	@ Chicago	12:00 p.m.
Nov. 23	@ Arizona	2:05 p.m.
Nov. 30	Minnesota	12:00 p.m.
Dec. 8 (Mon.)	@ Cleveland	9:00 p.m.
Dec. 14	Seattle	12:00 p.m.
Dec. 21	Cincinnati	12:00 p.m.
Dec. 28	@ Detroit	1:00 p.m.

San Francisco 49ers

Sept. 7	Chicago	1:15 p.m.
Sept. 14	@ St. Louis	12:00 p.m.
Sept. 21	Cleveland	1:15 p.m.
Sept. 28	@ Minnesota	12:00 p.m.
Oct. 5	Detroit	1:15 p.m.
Oct. 12	@ Seattle	5:30 p.m.
Oct. 19	Tampa Bay	1:15 p.m.
Oct. 26	@ Arizona	2:05 p.m.

Nov. 2	St. Louis	1:15 p.m.
Nov. 9	Open Date	
Nov. 17 (Mon.)	Pittsburgh	6:00 p.m.
Nov. 23	@ Green Bay	12:00 p.m.
Nov. 30	@ Baltimore	1:00 p.m.
Dec. 7	Arizona	1:05 p.m.
Dec. 14	@ Cincinnati	1:00 p.m.
Dec. 21	@ Philadelphia	4:15 p.m.
Dec. 27 (Sat.)	Seattle	2:00 p.m.

Seattle Seahawks

Sept. 7	New Orleans	1:15 p.m.
Sept. 14	@ Arizona	1:05 p.m.
Sept. 21	St. Louis	1:05 p.m.
Sept. 28	Open Date	
Oct. 5	@ Green Bay	12:00 p.m.
Oct. 12	San Francisco	5:30 p.m.
Oct. 19	Chicago	1:15 p.m.
Oct. 26	@ Cincinnati	1:00 p.m.
Nov. 2	Pittsburgh	1:05 p.m.
Nov. 9	@ Washington	1:00 p.m.
Nov. 16	Detroit	1:15 p.m.
Nov. 23	@ Baltimore	1:00 p.m.
Nov. 30	Cleveland	1:15 p.m.
Dec. 7	@ Minnesota	12:00 p.m.
Dec. 14	@ St. Louis	12:00 p.m.
Dec. 21	Arizona	1:15 p.m.
Dec. 27 (Sat.)	@ San Francisco	2:00 p.m.

Tampa Bay Buccaneers

Sept. 8 (Mon.)	@ Philadelphia	9:00 p.m.
Sept. 14	Carolina	4:05 p.m.
Sept. 21	@ Atlanta	1:00 p.m.
Sept. 28	Open Date	
Oct. 6 (Mon.)	Indianapolis	9:00 p.m.
Oct. 12	@ Washington	1:00 p.m.
Oct. 19	@ San Francisco	1:15 p.m.
Oct. 26	Dallas	1:00 p.m.
Nov. 2	New Orleans	1:00 p.m.
Nov. 9	@ Carolina	1:00 p.m.
Nov. 16	Green Bay	4:15 p.m.
Nov. 24 (Mon.)	N.Y. Giants	9:00 p.m.
Nov. 30	@ Jacksonville	8:30 p.m.
Dec. 7	@ New Orleans	12:00 p.m.
Dec. 14	Houston	1:00 p.m.
Dec. 20 (Sat.)	Atlanta	1:30 p.m.
Dec. 28	@ Tennessee	12:00 p.m.

Washington Redskins

Sept. 4 (Thurs.)	N.Y. Jets	9:00 p.m.
Sept. 14	@ Atlanta	1:00 p.m.
Sept. 21	N.Y. Giants	4:05 p.m.
Sept. 28	New England	1:00 p.m.
Oct. 5	@ Philadelphia	4:15 p.m.
Oct. 12	Tampa Bay	1:00 p.m.
Oct. 19	@ Buffalo	1:00 p.m.
Oct. 26	Open Date	
Nov. 2	@ Dallas	12:00 p.m.
Nov. 9	Seattle	1:00 p.m.
Nov. 16	@ Carolina	1:00 p.m.
Nov. 23	@ Miami	8:30 p.m.
Nov. 30	New Orleans	4:05 p.m.
Dec. 7	@ N.Y. Giants	1:00 p.m.
Dec. 14	Dallas	1:00 p.m.
Dec. 21	@ Chicago	12:00 p.m.
Dec. 27 (Sat.)	Philadelphia	8:30 p.m.

NFL Prime Time TV

Regular Season

All times local: Saturday/Sunday on ESPN, Thursday/Monday on ABC-TV

Thurs., Sept. 4	... New York Jets at Washington (ABC)	9:00 p.m.
Sun., Sept. 7	... Oakland at Tennessee (ESPN)	7:30 p.m.
Mon., Sept. 8	... Tampa Bay at Philadelphia (ABC)	9:00 p.m.
Sun., Sept. 14	... Chicago at Minnesota (ESPN)	7:30 p.m.
Mon., Sept. 15	... Dallas at New York Giants (ABC)	9:00 p.m.
Sun., Sept. 21	... Buffalo at Miami (ESPN)	8:30 p.m.
Mon., Sept. 22	... Oakland at Denver (ABC)	7:00 p.m.
Sun., Sept. 28	... Indianapolis at New Orleans (ESPN)	7:30 p.m.
Mon., Sept. 29	... Green Bay at Chicago (ABC)	8:00 p.m.
Sun., Oct. 5	... Cleveland at Pittsburgh (ESPN)	8:30 p.m.
Mon., Oct. 6	... Indianapolis at Tampa Bay (ABC)	9:00 p.m.
Sun., Oct. 12	... San Francisco at Seattle (ESPN)	5:30 p.m.
Mon., Oct. 13	... Atlanta at St. Louis (ABC)	8:00 p.m.
Mon., Oct. 20	... Kansas City at Oakland (ABC)	6:00 p.m.
Sun., Oct. 26	... Buffalo at Kansas City (ESPN)	7:30 p.m.
Mon., Oct. 27	... Miami at San Diego (ABC)	6:00 p.m.
Sun., Nov. 2	... Green Bay at Minnesota (ESPN)	7:30 p.m.
Mon., Nov. 3	... New England at Denver (ABC)	7:00 p.m.
Sun., Nov. 9	... Baltimore at St. Louis (ESPN)	7:30 p.m.
Mon., Nov. 10	... Philadelphia at Green Bay (ABC)	8:00 p.m.
Sun., Nov. 16	... Dallas at New England (ESPN)	8:30 p.m.
Mon., Nov. 17	... Pittsburgh at San Francisco (ABC)	6:00 p.m.
Sun., Nov. 23	... Washington at Miami (ESPN)	8:30 p.m.
Mon., Nov. 24	... New York Giants at Tampa Bay (ABC)	9:00 p.m.

Sun., Nov. 30	... Tampa Bay at Jacksonville (ESPN)	8:30 p.m.
Mon., Dec. 1	... Tennessee at New York Jets (ABC)	9:00 p.m.
Sun., Dec. 7	... Carolina at Atlanta (ESPN)	8:30 p.m.
Mon., Dec. 8	... St. Louis at Cleveland (ABC)	9:00 p.m.
Sun., Dec. 14	... New York Giants at New Orleans (ESPN)	7:30 p.m.
Mon., Dec. 15	... Philadelphia at Miami (ABC)	9:00 p.m.
Sat., Dec. 20	... New England at New York Jets (ESPN)	8:30 p.m.
Sun., Dec. 21	... Denver at Indianapolis (ESPN)	8:30 p.m.
Mon., Dec. 22	... Green Bay at Oakland (ABC)	6:00 p.m.
Sat., Dec. 27	... Philadelphia at Washington (ESPN)	8:30 p.m.
Sun., Dec. 28	... Pittsburgh at Baltimore (ESPN)	8:30 p.m.

Postseason

Sat., Jan. 3	... AFC and NFC Wild Card Playoffs (ABC-TV)
Sun., Jan. 4	... AFC and NFC Wild Card Playoffs (CBS-TV and FOX-TV)
Sat., Jan. 10	... AFC and NFC Divisional Playoffs (CBS-TV and FOX-TV)
Sun., Jan. 11	... AFC and NFC Divisional Playoffs (CBS-TV and FOX-TV)
Sun., Jan. 18	... AFC and NFC Championship Games (CBS-TV and FOX-TV)
Sun., Feb. 1	... Super Bowl XXXVIII, Reliant Stadium, Houston (CBS-TV)
Sunday, Feb. 8	... AFC-NFC Pro Bowl, Honolulu, Hawaii (ABC-TV)

NFL Regular-Season Nat'l TV

Thursday, Sep. 4	... New York Jets at Washington (night, ABC)
Sunday, Sep. 7	... Atlanta at Dallas (day, FOX) Oakland at Tennessee (night, ESPN)
Monday, Sep. 8	... Tampa Bay at Philadelphia (night, ABC)
Sunday, Sep. 14	... New England at Philadelphia (day, CBS) Chicago at Minnesota (night, ESPN)
Monday, Sep. 15	... Dallas at New York Giants (night, ABC)
Sunday, Sep. 21	... Cleveland at San Francisco (day, CBS) Buffalo at Miami (night, ESPN)
Monday, Sep. 22	... Oakland at Denver (night, ABC)
Sunday, Sep. 28	... Dallas at New York Jets (day, FOX) Indianapolis at New Orleans (night, ESPN)
Monday, Sep. 29	... Green Bay at Chicago (night, ABC)
Sunday, Oct. 5	... Washington at Philadelphia (day, FOX) Cleveland at Pittsburgh (night, ESPN)
Monday, Oct. 6	... Indianapolis at Tampa Bay (night, ABC)
Sunday, Oct. 12	... Pittsburgh at Denver (day, CBS) San Francisco at Seattle (night, ESPN)
Monday, Oct. 13	... Atlanta at St. Louis (night, ABC)
Sunday, Oct. 19	... Tampa Bay at San Francisco (day, FOX)
Monday, Oct. 20	... Kansas City at Oakland (night, ABC)
Sunday, Oct. 26	... New York Jets at Philadelphia (day, CBS) Buffalo at Kansas City (night, ESPN)
Monday, Oct. 27	... Miami at San Diego (night, ABC)
Sunday, Nov. 2	... Philadelphia at Atlanta (day, FOX) Green Bay at Minnesota (night, ESPN)
Monday, Nov. 3	... New England at Denver (night, ABC)
Sunday, Nov. 9	... New York Jets at Oakland (day, CBS) Baltimore at St. Louis (night, ESPN)

Monday, Nov. 10	... Philadelphia at Green Bay (night, ABC)
Sunday, Nov. 16	... Green Bay at Tampa Bay (day, FOX) Dallas at New England (night, ESPN)
Monday, Nov. 17	... Pittsburgh at San Francisco (night, ABC)
Sunday, Nov. 23	... Tennessee at Atlanta (day, CBS) Washington at Miami (night, ESPN)
Monday, Nov. 24	... New York Giants at Tampa Bay (night, ABC)
Thursday, Nov. 27	... Green Bay at Detroit (day, FOX) Miami at Dallas (day, CBS)
Sunday, Nov. 30	... Denver at Oakland (day, CBS) Tampa Bay at Jacksonville (night, ESPN)
Monday, Dec. 1	... Tennessee at New York Jets (night, ABC)
Sunday, Dec. 7	... Green Bay at San Diego (day, CBS) Carolina at Atlanta (night, ESPN)
Monday, Dec. 8	... St. Louis at Cleveland (night, ABC)
Sunday, Dec. 14	... Atlanta at Tampa Bay (day, FOX) New York Giants at New Orleans (night, ESPN)
Monday, Dec. 15	... Philadelphia at Miami (night, ABC)
Saturday, Dec. 20	... Philadelphia at Tampa Bay (day, FOX) Kansas City at Minnesota (day, CBS) New England at New York Jets (night, ESPN)
Sunday, Dec. 21	... San Francisco at Philadelphia (day, FOX) Denver at Indianapolis (night, ESPN)
Monday, Dec. 22	... Green Bay at Oakland (night, ABC)
Saturday, Dec. 27	... Buffalo at New England (day, CBS) Seattle at San Francisco (day, FOX) Philadelphia at Washington (night, ESPN)
Sunday, Dec. 28	... Denver at Green Bay (day, CBS) Pittsburgh at Baltimore (night, ESPN)

2003 Opponents

Baltimore Ravens

Sunday, October 12 • 1:15 p.m. MST
Sun Devil Stadium

2002 Record: 7-9 (third place in AFC North)
Address: 11001 Owings Mills Blvd., Owings Mills, MD 21117
Owner: Arthur B. Modell
Head Coach: Brian Billick (fifth season, 42-28)
Public Relations: Kevin Byrne
Office Phone: 410/654-6200
Home Stadium: Ravens Stadium (69,084)
Team Colors: Black, purple, and metallic gold
Division: AFC North

Scoring Leaders

Matt Stover, K	96 points
Jamal Lewis, RB	42 points
Todd Heap, TE	38 points
Travis Taylor, WR	36 points

Rushing Leaders

Lamar Lewis, RB	308 att./1,327 yards/6 TD
Chester Taylor	33 att./122 yards

Passing Leaders

Jeff Blake	295 att./165 comp./2,084 yards/13 TD/11 int.
Chris Redman	182 att./97 comp./1,034 yards/7 TD/3 int.

Receiving Leaders

Todd Heap, TE	68 rec./836 yards/6 TD
Travis Taylor, WR	61 rec./869 yards/6 TD
Jamal Lewis, RB	47 rec./442 yards/1 TD

Last Meeting

Dec. 17, 2000 • Sun Devil Stadium • Ravens 13, Cardinals 7
Four turnovers (two interceptions, two lost fumbles) by the Cardinals offense scuttled an excellent defensive performance in Arizona's home finale, a narrow 13-7 loss in Baltimore's first appearance in Sun Devil Stadium. The setback marked the Cardinals' sixth consecutive loss. Despite gaining 309 total yards to become only the second team (Jacksonville twice) to better the 300-yard mark against the Ravens' NFL-leading defense, the Cardinals scored just one touchdown, a 27-yard pass from quarterback Jake Plummer to wide receiver Frank Sanders, on six trips inside Baltimore's 30-yard line. The other five Cardinal drives ended at Baltimore's 8- (running back Michael Pittman fumble), 28- (Cary Blanchard missed field goal attempt), 29- (failed fourth-and-inches Plummer sneak), 15- (tight end Terry Hardy fumble), and 12- (deflected fourth-down Plummer pass) yard lines. The Cardinal defense limited Baltimore, Super Bowl XXV champion-to-be, to 214 total yards, including only 37 yards (70 gross yards) through the air, the fewest passing yards against the Cardinals in 170 games (34, Oct. 14, 1990 vs. Dallas). Four sacks (—33 yards) of Raven quarterback Trent Diller, the Cards' first four-sack effort in 21 outings, contributed to the low passing total. Raven rookie running back Jamal Lewis rushed 29 times for 126 yards, the seventh Cardinal opponent to crack the 100-yard rushing barrier in 2000. Baltimore's lone touchdown was the result of one of its two interceptions that linebacker Jamie Sharper returned 45 yards to Arizona's six-yard line. Lewis played in for the touchdown from one yard out three plays later. The Cards' MarTay Jenkins became the NFL's first 2,000-yard single-season kickoff returner when he raised his record-setting 2000 totals to 77 returns for 2,052 yards with four returns for 88 yards.

Series Notes

Third meeting since Ravens relocated to Baltimore ... first encounter was a 16-13 Cardinal win in 1997 in Memorial Stadium in Baltimore ... second meeting resulted in 13-7 Raven victory in Sun Devil Stadium in 2000.

Carolina Panthers

Sunday, December 14 • 2:15 p.m. MST
Sun Devil Stadium

2002 Record: 7-9 (fourth place in NFC South)
Address: 800 South Mint St., Charlotte, N.C. 28202
Founder/Owner: Jerry Richardson
Head Coach: John Fox (second season, 7-9)
Public Relations: Charlie Dayton
Office Phone: 704/256-7000
Home Stadium: Ericsson Stadium (73,250)
Team Colors: Black, Panther blue, and silver
Division: NFC South

Scoring Leaders

Shayne Graham, K	60 points
Lamar Smith, RB	42 points
Dee Brown, RB	30 points
Steve Smith, WR	30 points

Rushing Leaders

Lamar Smith, RB	209 att./737 yards/7 TD
Dee Brown, RB	102 att./360 yards/4 TD

Passing Leader

Rodney Peete	381 att./223 comp./2,630 yards/15 TD/14 int.
--------------	----------------------------------------------

Receiving Leaders

Mushin Muhammad, WR	63 rec./823 yards/3 TD
Steve Smith, WR	54 rec./672 yards/3 TD

Last Meeting

Oct. 6, 2002 • Ericsson Stadium • Cardinals 16, Panthers 13
The Cardinals scored 10 points on their final two possessions to earn their second consecutive victory, climb over .500 (3-2) after five games for the first time since 1991, and notch quarterback Jake Plummer's 19th career comeback. Two of kicker Bill Gramatica's three field goals ended the scoring of a defensive first half with Carolina leading 7-6 on the strength of a 31-yard touchdown pass from quarterback Rodney Peete to wide receiver Isaac Byrd late in the second quarter. For the second consecutive week, Arizona's defense was stellar in the second half, limiting the Panthers to 141 total yards (24 rushing, 117 passing), 7 first downs, and 33 plays while forcing three turnovers—one fumble (forced by linebacker Ray Thompson, recovered by cornerback Renaldo Hill) and two interceptions (cornerback Coby Rhinehart, safety Kwamie Lassiter). Five of Carolina's seven second-half possessions lasted five plays or less. Trailing 13-6 with 5:44 remaining in the fourth quarter, the Cards began their seven-play, 63-yard, game-tying march following Rhinehart's interception. A 37-yard third-and-13 reception by wide receiver Frank Sanders keyed the drive; a 15-yard tight end screen pass to Freddie Jones for his first Cardinal touchdown highlighted it with 2:38 remaining. After forcing a Carolina punt, the Cards began their game-winning march from their 21-yard line with 1:26 to play. Plummer glided the Cardinals into field-goal range at the Panthers' 32-yard line in seven plays. Gramatica's third field goal of the day, a 50-yard game-winner, equalled his career long. Rookie running back Damien Anderson, activated from the practice squad two days earlier, gained 61 yards rushing on 23 carries to outrush the entire Carolina team (24-58). Hill recovered both Carolina fumbles, a Cardinal single-game first since 1993 (2, defensive lineman Michael Bankston at Washington, Oct. 17, 1993), a span of 143 games.

Series Notes

Fourth meeting with Panthers ... initial encounter was 27-7 Carolina win at Clemson Stadium in 1995 ... Cardinals responded in 2001 with 30-7 win in first appearance at Ericsson Stadium on the strength of a 27-point first half in Arizona's largest margin of victory since 1993 (131 games) ... Cards posted comeback victory in return trip in 2002.

Chicago Bears

Friday, August 22 (preseason) 7:30 p.m. MST
Sun Devil Stadium

Sunday, November 30 11:00 a.m. MST
Soldier Field

2002 Record: 4-12 (third place in NFC North)
Address: Halas Hall at Conway Park, 1000 Football Drive, Lake Forest, IL 60045

Chairman Emeritus: Edward B. McCaskey
Head Coach: Dick Jauron (fifth season, 28-37)
Public Relations: Scott Hagel
Office Phone: 847/295-6600
Home Stadium: Soldier Field (est. 63,000)
Team Colors: Navy blue, orange, and white
Division: NFC North

Scoring Leaders

Paul Edinger, K 95 points
Marty Booker, WR 36 points
Anthony Thomas, RB 36 points

Rushing Leaders

Anthony Thomas, RB 214 att./721 yards/6 TD
Leon Johnson, RB 103 att./329 yards/1 TD

Passing Leaders

Jim Miller 314 att./180 comp./1,944 yards/13 TD/9 int.
Chris Chandler 161 att./103 comp./1,023 yards/4 TD/4 int.

Receiving Leaders

Marty Booker, WR 97 rec./1,183 yards/6 TD
Dez White, WR 51 rec./656 yards/4 TD

Last Meeting

Oct. 14, 2001 4:15 p.m. Soldier Field 4 Bears 20, Cardinals 13

A third quarter full of potholes doomed the Cardinals in former Bear assistant coach Dave McGinnis' first return to the Windy City as Arizona's head coach. In the decisive third stanza and the Bears clinging to a 13-6 lead, the Cards hit bumpy road, first by squandering a scoring opportunity at Chicago's 30-yard line after recovering the fumbled second-half opening kickoff return (Coby Rhinehart fumble caused, Zack Walz fumble recovery), followed by five penalties (45 yards), two dropped passes, and allowing a game-turning 69-yard fumble (Michael Pittman) return for a touchdown by Chicago cornerback R.W. McQuarters. Arizona's only touchdown was the product of a 13-play, 99-yard drive that wide receiver Frank Sanders, in his 100th NFL start, capped with a seven-yard touchdown reception from quarterback Jake Plummer. The touchdown cut Chicago's lead to 20-13 with 2:52 to play. The depleted Arizona defense, minus three injured starters (defensive end Kyle Vanden Bosch, cornerback Corey Chavous, safety Pat Tillman) acquitted itself by holding the Bears to only 53 total yards (37 rushing/16 passing) and two first downs in the second half, and forcing four punts and a pass interception in Chicago's five possessions following its fumbled kickoff return. Overall, Arizona enjoyed statistical advantages in first downs (16-13), total net yards (288-253), and turnovers (3-1). MarTay Jenkins made his 100th career kickoff return. Cornerback David Barrett recorded his first pass interception. Free safety Kwame Lassiter logged an interception for the second consecutive week. The contest between the NFL's two charter franchises was the 87th in the old rivalry that began in 1920.

Series Notes

The Cardinals and Bears boast the oldest regular-season rivalry in NFL history dating to the 1920s when the two shared the Windy City. The Bears maintain a 55-26-6 advantage in the series. The Cardinals set a then-franchise record attendance of 71,233 in Sun Devil Stadium on October 26, 1990 against the Bears, also the largest crowd in the history of the series. In preseason play, the Cards hold a 24-9 margin. The 1997 preseason contest in Chicago, a 22-10 Bear victory, originally was scheduled for Saturday, Aug. 16 but postponed until the following evening due to a severe thunderstorm.

Cincinnati Bengals

Sunday, November 2 2:05 a.m. MST
Sun Devil Stadium

2002 Record: 2-14 (fourth place in AFC North)
Address: One Paul Brown Stadium, Cincinnati, Ohio 45202
President: Mike Brown
Head Coach: Marvin Lewis (first season)
Public Relations: Jack Brennan
Office Phone: 513/621-3550
Home Stadium: Paul Brown Stadium (65,393)
Team Colors: Black, orange, and white
Division: AFC North

Scoring Leaders

Neil Rackers, K 75 points
Corey Dillon, RB 42 points
Peter Warrick, WR 36 points

Rushing Leaders

Corey Dillon, RB 314 att./1,311 yards/7 TD
Brandon Bennett, RB 33 att./155 yards

Passing Leader

Jon Kitna 473 att./294 comp./3,178 yards/16 TD/16 int.

Receiving Leaders

Chad Johnson, WR 69 rec./1,166 yards/5 TD
Peter Warrick, WR 53 rec./606 yards/6 TD

Last Meeting

Dec. 3, 2000 4:15 p.m. Paul Brown Stadium 4 Bengals 24, Cardinals 13

Cincinnati's bludgeoning rushing attack sent the Cardinals to their fourth consecutive defeat and left them winless (0-6) on the road in 2000. The Bengals amassed 292 yards rushing, the highest single-game total in history by a Cardinal opponent and the most in 42 years (615 games). Cincinnati running back Corey Dillon established a Card opponent record with 216 yards rushing. Thirty-five of Cincinnati's 78 offensive plays were Dillon rushes. He set the tone for the day with a 57-yard off-tackle burst on the Bengals' second play from scrimmage, leading to their first touchdown two plays later. Arizona wide receiver David Boston brought the Cardinals back from a 21-0 deficit with two second-half touchdown receptions, a 38-yarder late in the third quarter, and a 15-yarder early in the fourth stanza. Trailing 21-13 on their next possession, the Cards threatened to tie the contest when they drove 48 yards to the Bengals' 23-yard line with 8:44 to play, but Cincinnati defensive back Tom Carter intercepted quarterback Jake Plummer to end Arizona's hopes. Boston enjoyed his finest day as a professional, registering a career-best 184 receiving yards, the NFL week-end high, on nine catches that equaled his single-game best. Running back Michael Pittman, Arizona's leading rusher and receiver, logged 72 rushing yards on 19 carries and 31 yards receiving on six grabs. Poor field conditions contributed to four misfires by kickers Cary Blanchard of the Cardinals (31-yard field-goal attempt hits right upright, wide left point-after-touchdown) and Neil Rackers of the Bengals (wide left 36-yard field-goal attempt, wide right 45-yard field-goal try).

Series Notes

The Cardinals and Bengals have met just seven times in regular-season play. Cincinnati holds a 5-2 advantage. In the home team has won each contest. Cincinnati handed the Cardinals a 21-14 defeat in Riverfront Stadium in the 1988 season-opener, the Cardinals' first game representing Arizona. In 1994, the first meeting in Arizona, the Cards prevailed 28-7. The Bengals won the first two contests in Riverfront Stadium—42-34 in 1973 and 34-28 in 1979. The Cardinals collected a 41-27 victory at St. Louis in 1985. The Bengals overcame a 21-3 deficit with three fourth-quarter touchdowns to shock the Cardinals 24-21 at Energy Field in 1997. In the most recent meeting, the Bengals were victorious in a 24-13 decision in 2000 in Paul Brown Stadium.

Cleveland Browns

Sunday, November 16 11:00 a.m. MST
Cleveland Browns Stadium

2002 Record: 9-7 (second place in AFC North)
Address: 76 Lou Groza Blvd., Berea, Ohio 44017
President and CEO: Carmen Policy
Head Coach: Butch Davis (third season, 16-16)
Public Relations: Todd Stewart
Office Phone: 440/891-5000
Home Stadium: Cleveland Browns Stadium (73,300)
Team Colors: Brown, orange, and white
Division: AFC North

Scoring Leaders

Dennis Northcutt, WR	50 points
Quincy Morgan, WR	44 points
Andre Davis, WR	42 points

Rushing Leaders

William Green, RB	243 att./887 yards/6 TD
Jamel White, RB	106 att./407 yards/3 TD

Passing Leaders

Tim Couch	443 att./273 comp./2,842 yards/18 TD/18 int.
Kelly Holcomb	106 att./64 comp./790 yards/8 TD/4 int.

Receiving Leaders

Kevin Johnson, WR	67 rec./703 yards/4 TD
Jamel White, RB	63 rec./452 yards
Quincy Morgan, WR	56 rec./964 yards/7 TD

Last Meeting

Oct. 8, 2000 Sun Devil Stadium Cardinals 29, Browns 21
The Cardinals scored 26 unanswered points, their most in 26 games (31 straight at Washington, Nov. 22, 1998), on five consecutive second- and third-quarter possessions to storm from behind, overcome a 14-0 deficit, and defeat the visiting Cleveland Browns. Running back Michael Pittman, in his first 2000 start, spearheaded the Arizona offense with 107 rushing yards. As a team, the Cards registered over 125 yards rushing for the second consecutive game, a first since 1996. Wide receiver Frank Sanders logged two touchdown receptions, including a 53-yarder, his longest since Nov. 16, 1997 at the N.Y. Giants (70 yards). Quarterback Jake Plummer, a workmanlike 17-for-30, 171 yards, and 2 touchdowns, avoided interception for the second consecutive week and for the third time in four outings. The former was a Cardinal first since Kent Graham in games one and two in 1997. Arizona's defense held the Browns to 240 total yards, the lowest opponent total since the 1999 season-opener at Philadelphia (205), and limited Cleveland to three or four plays on all six second-half possessions and eight of 12 drives overall. Rookie running back Travis Prentice tallied all three Cleveland touchdowns on short runs. Two of the three touchdowns were the result of short fields created by Cardinal special-teams turnovers—fumbled kickoff return (MarTay Jenkins), and muffed punt (Mac Cody). Card kicker Cary Blanchard was successful on three field-goal attempts (36, 47, 28 yards) to improve his Cardinal accuracy to a near-perfect 11-for-12. His initial three-pointer with 1:13 to play in the first half gave Arizona's first lead at 16-14.

Series Notes

Cleveland leads the series dating to 1950 by a 32-11-3 margin ... the two teams have met just six times since 1974 ... in the two most recent meetings, the Browns posted a 32-0 win at Cleveland in 1994 while the Cardinals logged a 29-21 comeback victory in 2000 ... the Cardinals were victorious in St. Louis with a 29-7 win in 1974 and edged the Browns 30-27 in overtime in Cleveland Stadium in 1985 ... Cleveland's two other wins since 1974 came in Busch Stadium by a 38-20 margin in 1979 and 29-21 triumph in Sun Devil Stadium in Arizona in 1988, the Cardinals' first season in Arizona ... from 1950-69, the teams met each season on a home-and-home basis as members of the NFL Eastern Conference, a stretch of 40 games which saw the Browns accumulate a 29-6-3 advantage.

Dallas Cowboys

Saturday, August 9 (preseason) 7:00 p.m. MST
Sun Devil Stadium

Sunday, October 5 10:00 a.m. MST
Texas Stadium

2002 Record: 5-11 (fourth place in NFC East)
Address: Cowboys Center, One Cowboys Parkway, Irving, TX 75063
Owner/President/General Manager: Jerry Jones
Head Coach: Bill Parcells (first season, 153-108 overall with N.Y. Giants, New England Patriots, and N.Y. Jets)

Public Relations: Rich Dalrymple
Office Phone: 972/656-8900
Home Stadium: Texas Stadium (65,639)
Team Colors: Royal blue, metallic silver blue, and white
Division: NFC East

Scoring Leaders

Billy Cundiff, K	61 points
Antonio Bryant, WR	36 points
Joey Galloway, WR	36 points
Emmitt Smith, RB	30 points

Rushing Leaders

Emmitt Smith, RB	254 att./975 yards/5 TD
Troy Hambrick, RB	79 att./317 yards/1 TD

Passing Leaders

Chad Hutchinson	250 att./127 comp./1,555 yards/7 TD/8 int.
Quincy Carter	221 att./125 comp./1,465 yards/7 TD/8 int.

Receiving Leaders

Joey Galloway, WR	61 rec./908 yards/6 TD
Antonio Bryant, WR	44 rec./733 yards/6 TD

Last Meeting

Oct. 20, 2002 Sun Devil Stadium Cardinals 9, Cowboys 6 (OT)
Four interceptions of Dallas quarterback Quincy Carter, including three by strong safety Adrian Wilson, and three Bill Gramatica field goals paced Arizona to its third consecutive victory, a share of first place in the NFC West. Its first 4-2 start since 1988, its fourth straight home-field success against Dallas, back-to-back home wins for the first time since 1999, and its third consecutive overtime win over five seasons. The success was accomplished without a touchdown, an Arizona first in 123 games (12-6 vs. Philadelphia, Nov. 20, 1994), and qualified as quarterback Jake Plummer's 20th career "comeback" and his fourth of the season. The four Cardinal interceptions were made in Arizona territory, including two (Renaldo Hill and Wilson's third) in the Cardinal and zone to snuff Dallas drives that reached the Cards' 14-yard line. Wilson became the first Cardinal to intercept three or more passes since Kwame Lassiter pilfered four in the 1998 regular-season finale, Arizona settled for Gramatica's first two field goals (41, 23 yards) on its first and final first-half possessions on drives that stalled at the Cowboys' 23- and five-yard lines, respectively. The only Dallas points against an inspired Arizona defense came midway through the third quarter on a 78-yard Carter touchdown pass to wide receiver Antonio Bryant. The extra-point attempt failed on a mishandled center snap. Both teams missed fourth-quarter field-goal attempts (Arizona two, Dallas one), sending the game into overtime. Each team had two overtime possessions. Following three punts, Arizona ended the drama with an eight-play, 45-yard drive prior to Gramatica's 40-yard walk-off game-winning field goal. Cardinal punter Scott Player registered five inside-the-20 punts in seven kicks, including his first four, that sentenced five Dallas possessions to begin at its own 18-, 6-, 2-, 10-, and 17-yard lines, respectively.

Series Notes

Dallas holds a 52-28-1 series lead, including victories in 18 of the past 24 regular-season meetings ... Arizona upset the Cowboys 20-7 at Texas Stadium in first-round playoff action following the 1998 regular season ... Cards have defeated Dallas once in each of the past six seasons ... the Cardinals' 25-22 Sun Devil Stadium overtime win in 1997 broke a series streak of 13 consecutive Dallas victories and six consecutive season sweeps ... Dallas provided the opposition for the Cards' first regular-season home game in Arizona in 1988 ... the Cowboys drew the largest home crowd in Arizona franchise history when 73,025 packed Sun Devil Stadium to witness a 17-10 Cardinal defeat on Sept. 19, 1993 ... at one stretch from 1967-86, Dallas won 27 of 36 games and enjoyed one home stretch of 13-2 against the Cardinals ... the Cards are 9-29 all-time at Dallas and have won only five of the last 34 regular-season meetings in Texas ... 10 of the last 11 Sun Devil Stadium meetings have been decided by seven points or less.

(Opponents continued on page 434)

(Opponents continued from page 433)

Detroit Lions

Sunday, September 7 10:00 p.m. MST
Ford Field

2002 Record: 3-13 (fourth place in NFC North)
Address: 222 Republic Drive, Allen Park, MI 48101
Chairman and Owner: William Clay Ford
Head Coach: Steve Mariucci (first season, 59-42 overall in six seasons with San Francisco)
Public Relations: Matt Barnhardt
Office Phone: 313/216-4000
Home Stadium: Ford Field (65,000)
Team Colors: Honolulu blue and silver
Division: NFC North

Scoring Leaders

Jason Hanson, K	100 points
James Stewart, RB	36 points
Bill Schroeder, WR	32 points

Rushing Leaders

James Stewart, RB	231 att./1,021 yards/4 TD
Corey Schlesinger, FB	49 att./139 yards/2 TD

Passing Leaders

Joey Harrington	429 att./215 comp./2,294 yards/12 TD/16 int.
Mike McMahon	147 att./62 comp./874 yards/7 TD/9 int.

Receiving Leaders

James Stewart, RB	46 rec./333 yards/2 TD
Az Hakim, WR	37 rec./541 yards/3 TD
Bill Schroeder, WR	36 rec./595 yards/5 TD
Corey Schlesinger, FB	35 rec./263 yards

Last Meeting

Dec. 8, 2002 Sun Devil Stadium Cardinals 23, Lions 20 (OT)
Arizona snapped its six-game losing streak with its fifth consecutive victory against Detroit on late clutch kicking by Bill Gramatica, whose three field goals cut Detroit's lead to 20-17 with 5:30 remaining in the fourth quarter (29 yards), tied the contest with 3:23 to play (41 yards), and won it with 10:48 to go in overtime (42 yards). Detroit jumped to a quick 7-0 lead when Eddie Drummond returned Scott Player's punt following Arizona's game-opening possession 73 yards for a touchdown. It was uphill for Arizona the rest of the way as Detroit later clung to leads of 14-7, 17-7, and 20-14 prior to Gramatica's dramatics. The Cards' two touchdowns were the result of short passes of one (Joel Makovicka) and 10 (Nathan Poole) yards in the first and second quarters, respectively. Makovicka's score was his third touchdown reception in four games; Poole's was the first of his career in his first NFL start. Following Gramatica's game-tying three-pointer, the Cardinal defenders stopped Detroit twice before overtime, forcing punts in four and six plays. In overtime, Arizona enjoyed the only overtime possession, driving 46 yards in seven plays, a march keyed by wide receiver Kevin Kasper's 23-yard reception from quarterback Jake Plummer two plays before Gramatica's game-winning boot. The Cardinals' defense, in addition to holding Detroit to only three second-half points, limited the Lions to 203 total yards, the lowest opponent total in 89 games (167 at Tampa Bay, Sept. 28, 1997). Detroit rushed just 15 times for only 51 yards. Arizona displayed a balanced offense, gaining 180 yards through the air and 133 on the ground for 313 total yards.

Series Notes

Two of the NFL's oldest rivals, the teams first met in 1934 when Detroit prevailed 6-0 ... Detroit leads the series 26-18-3, but prior to two 1993 encounters, the clubs had met just three times since 1980 ... in the most recent meetings, the Cards won a 17-15 thriller as Joe Nedney kicked a career-long 53-yard field goal with under three minutes remaining in 1998 while Arizona held on for a 23-19 decision in 1999 and 23-20 overtime win last year ... the series has been marked by streaks, primarily while the teams were members of the NFL's Western Division ... the Lions defeated the Cardinals nine consecutive times from 1935-39 and six straight times from 1942-45 ... the Cardinals produced a six-game winning streak from 1946-48 and won four of five meetings prior to the Lions' two-game sweep in 1993 ... the Cards have won the last four meetings (1995, '98, '99, '02) by margins of three, two, four, and three points.

Green Bay Packers

Sunday, September 21 1:00 p.m. MST
Sun Devil Stadium

2002 Record: 12-4 (first place in NFC North)
Address: 1265 Lombard Ave., Green Bay, WI 54304
President and CEO: Bob Harlan
Head Coach: Mike Sherman (fourth season, 34-16)
Public Relations: Lee Rammel
Office Phone: 920/496-5700
Home Stadium: Lambeau Field (62,500)
Team Colors: Dark green, gold, and white
Division: NFC North

Scoring Leaders

Ryan Longwell, K	128 points
Donald Driver, WR	54 points
Ahman Green, RB	54 points
Bubba Franks, TE	42 points

Rushing Leaders

Ahman Green, RB	286 att./1,240 yards/7 TD
Tony Fisher, RB	70 att./283 yards/2 TD

Passing Leader

Brett Favre	551 att./341 comp./3,658 yards/27 TD/16 int.
-------------	----------------------------------------------

Receiving Leaders

Donald Driver, WR	70 rec./1,064 yards/9 TD
Ahman Green, RB	57 rec./393 yards/2 TD
Terry Glenn, WR	56 rec./817 yards/2 TD
Bubba Franks, TE	54 rec./442 yards/7 TD

Last Meeting

Sept. 24, 2000 Sun Devil Stadium Packers 29, Cardinals 3
The Cardinals suffered their most one-sided home-field loss in 21 Sun Devil Stadium outings (41-14 vs. Tennessee, Oct. 26, 1997), a 29-3 setback in Green Bay's first Arizona appearance since 1990. The Packers dominated the contest throughout, beginning with 80- and 85-yard touchdown drives on their second (Ahman Green 19-yard touchdown run) and third (Bill Schroeder 55-yard touchdown reception from quarterback Brett Favre) possessions, continuing with five Packer record-tying Ryan Longwell field goals, and ending with a stifling defensive effort that held the Cardinals to 209 total yards while intercepting Arizona quarterback Jake Plummer four times. Green Bay scored on seven of its 11 possessions. The Packers also enjoyed a 36:28-23:32 time-of-possession advantage that relegated Arizona to just five second-half possessions, including only one in the third quarter. Longwell's five three-pointers equaled Chris Jacke's single-game Packer record. Arizona's only points came on kicker Cary Blanchard's 31-yard second-quarter field goal, his sixth consecutive three-pointer as a Cardinal. The Cardinals never seriously threatened after Longwell closed Green Bay's first-half scoring with his first field goal after 2:06 to play before intermission, extending the Packers' lead to 17-3.

Series Notes

The Packers hold a 44-22-4 advantage in the Cardinals' second-oldest rivalry that dates to 1921 ... Green Bay figured in two Cardinal playoff appearances in 50 seasons, handing the St. Louis Cardinals a 41-16 loss in the 1982 Super Bowl Tournament ... the Cards also faced the Packers in the 1965 Playoff Bowl (a non-advancing postseason game), earning a 24-17 victory ... the series has been one of streaks ... the Cardinals claimed victory in four-, five-, and six-game winning skeins, while Green Bay authored victory streaks of 17, 5, and 4 (twice) games (1937-46) ... Green Bay has won the four most recent encounters, 26-17 in 1988, 24-21 in 1990, 49-24 in the 1999 season finale at Lambeau Field, and 29-3 in Sun Devil Stadium in 2000 ... the teams have met just twice during preseason play in the past 20 years ... the Packers won both contests by scores of 39-27 in St. Louis in 1983 and 29-21 last year in Sun Devil Stadium.

Minnesota Vikings

Thursday, August 28 (preseason) 4:00 p.m. MST
Metrodome

Sunday, December 28 2:05 p.m. MST
Sun Devil Stadium

2002 Record: 6-10 (second place in NFC North)
Address: 9520 Viking Drive, Eden Prairie, MN 55344
Owners: Red and Charlene McCombs
Head Coach: Mike Tice (third season, 6-11)
Public Relations: Bob Hagan
Office Phone: 952/828-6500
Home Stadium: Hubert H. Humphrey Metrodome (64,121)
Team Colors: Purple, gold, and white
Division: NFC North

Scoring Leaders

Gary Anderson, K	90 points
Moe Williams, RB	65 points
Daunte Culpepper, QB	62 points

Rushing Leaders

Michael Bennett, RB	255 att./1,296 yards/5 TD
Daunte Culpepper, QB	106 att./609 yards/10 TD
Moe Williams, RB	84 att./414 yards/11 TD

Passing Leader

Daunte Culpepper	549 att./333 comp./3,853 yards/18 TD/23 int.
------------------	----------------------------------------------

Receiving Leaders

Randy Moss, WR	106 rec./1,347 yards/7 TD
D'Wayne Bates, WR	50 rec./689 yards/4 TD
Jim Kleinsasser, TE	37 rec./393 yards/1 TD
Michael Bennett, RB	37 rec./351 yards/1 TD
Byron Chamberlain, TE	34 rec./389 yards

Last Meeting

Nov. 12, 2000 4:00 p.m. Vikings 31, Cardinals 14

The Cardinals suffered their fourth consecutive lopsided setback at Minnesota, a 31-14 verdict that was decided when the Vikings tallied touchdowns on three of their first four second-half possessions to extend their narrow 10-7 halftime advantage to a comfortable 31-7 lead. After the teams traded first-quarter touchdowns, Arizona squandered an opportunity to take a 10-7 lead late in the second quarter when a high center snap turned into an 11-yard loss of holder Scott Player instead of a field-goal attempt. The powerful Minnesota offense amassed 460 total yards, including 302 yards passing and 29 first downs—all season highs against the Cardinals. Viking quarterback Daunte Culpepper enjoyed a banner day, completing 25 of 32 passes (.781) for 302 yards and three touchdowns. He also rushed five times for 26 yards, including a three-yard touchdown. Vikings' Chris Carter (11-119) and Randy Moss (7-104) became the first pair of opposing receivers to crack 100 yards receiving against Arizona since the Lions' Germaine Crowell (5-142) and Johnny Morton (4-110) on Nov. 14, 1999, a span of 18 games. Arizona running back Michael Pittman accumulated 113 total yards—12 rushes for 50 yards and Arizona's lone offensive touchdown, a one-yard first-quarter leap, and eight career-best receptions for 63 yards. Speedy MarTay Jenkins accentuated the day's action with a 98-yard kickoff return for a touchdown, his first NFL six-pointer and the Cardinals' first kickoff return for a touchdown since Roy Green's NFL record-setting 106-yarder Oct. 21, 1979 at Dallas. Pro Bowl cornerback Aeneas Williams intercepted a pass for the second consecutive game.

Series Notes

The Vikings lead the regular-season series 10-6 ... the Vikings have prevailed in the last five meetings, including the 1999 NFC Divisional playoff 41-21 win at the Metrodome ... another postseason encounter between the teams resulted in a 30-14 Viking win at Minnesota in the first round of 1974 playoff action in front of 44,626 fans at Metropolitan Stadium ... in regular-season play, the Cardinals are 4-3 at Minnesota but 0-3 in the Metrodome (34-7 in 1991, 41-17 in 1996, 31-14 in 2000) ... the Cards' 56 points in a 56-14 drubbing of the Vikings at Metropolitan Stadium in 1963 stands as the most points allowed by a Viking team.

Pittsburgh Steelers

Sunday, November 9 11:00 a.m. MST
Heinz Field

2002 Record: 10-5-1 (first place in AFC North)
Address: 3400 South Water St., Pittsburgh, PA 15203
President: Daniel M. Rooney
Head Coach: Bill Cowher (12th season, 115-73-1)
Public Relations: Ron Wahl
Office Phone: 412/432-7800
Home Stadium: Heinz Field (64,450)
Team Colors: Black and gold
Division: AFC North

Scoring Leaders

Hines Ward, WR	78 points
Todd Peterson, K	61 points
Jeff Reed, K	61 points
Jerome Bettis, RB	54 points

Rushing Leaders

Amos Zereoue, RB	193 att./762 yards/4 TD
Jerome Bettis, RB	187 att./666 yards/9 TD

Passing Leaders

Tommy Maddox	377 att./234 comp./2836 yards/20 TD/16 int.
Kordell Stewart	166 att./109 comp./1,155 yards/6 TD/6 int.

Receiving Leaders

Hines Ward, WR	112 rec./1,329 yards/12 TD
Plaxico Burress, WR	78 rec./1,325 yards/7 TD
Antwan Randle El, WR	47 rec./489 yards/2 TD
Amos Zereoue, RB	42 rec./341 yards

Last Meeting

Nov. 30, 1997 4:00 p.m. Sun Devil Stadium 4:00 p.m. Steelers 26, Cardinals 20 (OT)

Like two boxers, the Steelers and Cardinals traded scores throughout an exciting turnover-free contest that was Arizona's fourth overtime outing of the season and Pittsburgh's first victory in four trips to Sun Devil Stadium. The tilt also was Arizona's sixth setback in eight games decided in the final minute or overtime. Pittsburgh's relentless running game that accumulated 177 rushing yards was fueled by battering ram Jerome Bettis, who rushed for 142 yards on 38 carries, a Card opponent single-game season best, and three touchdowns, including the overtime game-winner, a 10-yard rumble that climaxed the Steelers' only overtime possession, a five-play, 52-yard drive that took just 2:51. Pittsburgh's run game also led to a lopsided 39-22-26:12 time-of-possession advantage. The stout Steeler defense posted 10 quarterback sacks to set a Cardinal opponent record and equal Pittsburgh's mark, limited Arizona to 48 rushing yards, and stopped the Cardinals nine times in 11 third-down conversion attempts. Card rookie quarterback Jake Plummer's 12-for-17, 217-yard second half passing performance rallied Arizona, first to a 20-20 deadlock with 4:20 to play on Joe Nedney's second field goal, a 19-yarder, then to an opportunity to win on the next possession, a 59-yard, eight-play drive to Pittsburgh's 28-yard line that ended when Nedney missed a 46-yard field-goal attempt with 11 seconds remaining. Wide receiver Rob Moore peddled his NFL-leading receiving yardage total to 1,348 yards with eight receptions for 188 yards. The Cardinal offense recorded its first multiple-touchdown effort in four games while the Arizona defense failed to record a turnover for the third consecutive week. Bettis notched his ninth 100-yard rushing effort of the season while Cardinal rushers failed to reach 100 rushing yards for the 25th straight game, the NFL high.

Series Notes

The Steelers lead the series dating to 1933 by a margin of 31-22-3 ... since 1972, the two teams have met just six times ... Pittsburgh won the first three contests by scores of 25-19 in 1972, 24-21 in 1979, and 23-10 in 1985 ... the Cardinals broke the streak with a 31-14 victory in 1988 and 20-17 overtime win in 1994, both at Sun Devil Stadium ... the Steelers were victors in the most recent match, a 26-20 overtime win at Sun Devil Stadium in 1997 ... from 1952-69, the teams met twice per season as members of the same conference (American 1952, Eastern 1954-66, Century Division 1967-69) until the AFL-NFL merger in 1970 when Pittsburgh was transferred to the American Conference.

St. Louis Rams

Sunday, September 28 10:00 a.m. MST
Edward Jones Dome Stadium

Sunday, November 23 2:05 p.m.
Sun Devil Stadium

2002 Record: 7-9 (tied for second place in NFC west)
Address: One Rams Way, St. Louis, MO 63045
Owner/Chairman: Georgia Frontiere
Head Coach: Mike Martz (fourth season, 33-19)
Public Relations: Duane Lewis
Office Phone: 314/982-7267
Home Stadium: Edward Jones Dome (66,000)
Team Colors: New century gold, millennium blue, and white
Division: NFC West

Scoring Leaders

Jeff Wilkins, K	94 points
Marshall Faulk, RB	60 points
Isaac Bruce, WR	42 points

Rushing Leaders

Marshall Faulk, RB	212 att./953 yards/8 TD
Lamar Gordon, RB	65 att./228 yards/1 TD

Passing Leaders

Kurt Warner	220 att./144 comp./1,431 yards/3 TD/11 int.
Marc Bulger	214 att./138 comp./1,826 yards, 14 TD/6 int.
Janie Martin	195 att./124 comp./1,216 yards/7 TD/10 int.

Receiving Leaders

Torry Holt, WR	91 rec./1,302 yards/4 TD
Marshall Faulk, RB	80 rec./537 yards/2 TD
Isaac Bruce, WR	79 rec./1,075 yards/7 TD
Ricky Proehl, WR	43 rec./466 yards/4 TD

Last Meeting

Dec. 15, 2001 10:00 a.m. Edward Jones Dome Cardinals 28

The Rams withstood Arizona's 21-point second-half comeback with a five-play, 72-yard drive leading to Jeff Wilkins' game-winning 26-yard field goal with 20 seconds to play. The Cardinals overcame a 24-7 halftime deficit to take a 28-27 late lead with three touchdowns in a span of four possessions in the second half, beginning with running back Marcel Shipp's 80-yard touchdown reception from quarterback Jake Plummer on Arizona's second offensive play from scrimmage in the third quarter. It was the Cards' longest play from scrimmage in 223 games (93-yard touchdown pass, Neil Lomax to Ernie Jones, Dec. 10, 1988 vs. Philadelphia). Shipp, who tallied Arizona's only first-half touchdown on a five-yard run, added his third six-pointer on a one-yard rush later in the third quarter to become the first Cardinal to post three regular-season single-game touchdowns since Plummer rushed for three scores at Washington on Nov. 22, 1998. The pivotal stretch of the contest, however, occurred late in the second quarter when the Rams broke open a tight 10-7 sparring match with two touchdowns in 61 seconds to take their 24-7 halftime lead. The first was a 68-yard march, the second a 37-second, 32-yard, short-field drive that followed a recovered fumble caused on a strip of Plummer during a pass attempt. The Rams' first touchdown was a 78-yard punt return by Dre Bly, marking the third consecutive outing Arizona allowed a punt-return touchdown, an NFL record. The Cards' go-ahead score with 7:46 remaining in the fourth quarter, a one-yard pass to tight end Steve Bush, was the sixth-year veteran's first NFL touchdown in his 60th game. Arizona outgained the potent St. Louis offense 378-366 total yards, including a decided 129-66 advantage in rushing yardage.

Series Notes

The Los Angeles/St. Louis Rams hold a 19-14-2 advantage in the series dating to 1946 when the teams were in the NFL's Western Division ... in the most recent meetings between the teams, the Cardinals earned a 20-17 decision in 1998 in their first regular-season appearance in St. Louis since departing for Arizona in 1988 ... in last year's first encounters as co-members of the NFC Western Division, the Rams swept the Cards by scores of 27-14 in Sun Devil Stadium and 30-28 at the Edward Jones Dome in St. Louis ... prior to 2002, the Cards had won five of the past six encounters since 1991 ... the Rams handed the Cardinals a 35-23 defeat in a first-round playoff game on Dec. 27, 1975 at the L.A. Coliseum.

San Diego Chargers

Saturday, August 16 7:00 p.m. MST
Qualcomm Stadium

2002 Record: 8-8 (tied for third place in AFC West)
Address: P.O. Box 609609, San Diego, CA 92160
Chairman of the Board: Alex G. Spanos
Head Coach: Marty Schottenheimer (second season, 162-112 overall)
Public Relations: Bill Johnston
Office Phone: 858/874-4500
Home Stadium: Qualcomm Stadium (70,000)
Team Colors: Navy blue, gold, and white
Division: AFC West

Scoring Leaders

LaDainian Tomlinson, RB	90 points
Steve Christie, K	89 points
Curtis Conway, WR	42 points

Rushing Leaders

LaDainian Tomlinson, RB	372 att./1,683 yards/14 TD
Drew Brees, QB	38 att./130 yards/1 TD
Terrell Fletcher, RB	26 att./128 yards/1 TD

Passing Leaders

Drew Brees	526 att./320 comp./3,284 yards/17 TD/16 int.
------------	----------------------------------------------

Receiving Leaders

LaDainian Tomlinson, RB	79 rec./489 yards/1 TD
Curtis Conway, WR	57 rec./652 yards/5 TD
Tim Dwight, WR	50 rec./623 yards/2 TD
Stephen Alexander, TE	45 rec./510 yards/1 TD

Scoring Last Meeting

Sept. 22, 2002 10:00 a.m. Sun Devil Stadium Chargers 23, Cardinals 15

Three Arizona turnovers and a blocked Cardinal punt turned into 23 unanswered San Diego points, leading the undefeated Chargers to a 23-15 victory in the Cards' home opener. The Cardinals tallied the first touchdown of the season against San Diego's stout defense in the first quarter when quarterback Jake Plummer hit speedy wide receiver MarTay Jenkins with a 65-yard touchdown pass, his career long. Then the turnovers began. Late in the first quarter, Charger defensive end Marcellus Wiley intercepted Plummer at Arizona's 46-yard line and returned the pickoff to the Cardinal six. LaDainian Tomlinson tied the game on a four-yard rush two plays later. Cardinal running back Thomas Jones fumbled at San Diego's 43-yard line on Arizona's next possession. The Chargers drove 62 yards in 10 plays for another Tomlinson touchdown, this one from two yards away. After a scoreless third quarter, the Chargers blocked a Scott Player punt deep in Cardinal territory that rolled out of the end zone for a safety. On Arizona's ensuing possession, Charger linebacker Donnie Edwards returned an interception of Plummer 20 yards for a touchdown. The Cardinals made it interesting with their final two possessions. Trailing 23-7 with 11:23 to play in the fourth quarter, Plummer capped the first drive with his second touchdown pass, a 31-yarder to running back Marcel Shipp, his first career score, plus a two-point conversion toss to wide receiver Frank Sanders. Then following defensive back Justin's Lucas' first career interception that gave the Cardinals a final opportunity, Plummer drove Arizona to San Diego's 10-yard line with 1:39 to play before tossing four incompletions that ended the threat and decided the outcome. Ex-Charger tight end Freddie Jones led Arizona with five receptions. Plummer bettered 15,000 career passing yards on his early touchdown toss to Jenkins. The game was played in 100-degree heat.

Series Notes

The Cards and Chargers have met 10 times during regular-season play dating to 1971 with San Diego holding a 7-3 advantage ... the Chargers won the first two meetings at Jack Murphy Stadium by scores of 20-17 in 1971 and 43-24 in 1976 ... after the Cards posted a 44-14 triumph in St. Louis in 1983, San Diego swept the next four encounters with a 28-24 home-field victory in 1987, victories of 24-13 in 1989 and 27-21 in 1992—both at Sun Devil Stadium—and a 28-25 win at San Diego in 1995 ... in the most recent meetings, the Cardinals' 16-13 win in the 1998 season finale propelled them into postseason play for the first time since 1982 (1975 in a non-strike season) with their first winning season in 14 years (9-7 in 1984) ... a dramatic 20-17 win in 2001 marked the Cards' first victory at San Diego in five tries ... last year the Chargers posted a 23-15 victory at Sun Devil Stadium.

San Francisco 49ers

Sunday, October 26 2:05 p.m. MST
Sun Devil Stadium

Sunday, December 7 2:05 p.m.
3Com Park

2002 Record: 10-6 (first place in NFC West)
Address: 4949 Centennial Blvd., Santa Clara, CA 95054
Owner: Denise DeBartolo York
Head Coach: Dennis Erickson (first season, 31-33 in four seasons with Seattle)
Public Relations: Kirk Reynolds
Office Phone: 408/562-4949
Home Stadium: 3Com Park (69,734)
Team Colors: Metallic gold, cardinal red, and beige
Division: NFC West

Scoring Leaders

Terrell Owens, WR	84 points
Jose Cortez, K	79 points
Garrison Hearst, RB	56 points

Rushing Leaders

Garrison Hearst, RB	215 att./972 yards/8 TD
Kevan Barlow, RB	145 att./675 yards/4 TD
Jeff Garcia, QB	73 att./353 yards/3 TD

Passing Leaders

Jeff Garcia	528 att./328 comp./3,344 yards/21 TD/10 int.
-------------	----------------------------------------------

Receiving Leaders

Terrell Owens, WR	100 rec./1,300 yards/13 TD
Tai Streets, WR	72 rec./756 yards/5 TD
Garrison Hearst, RB	48 rec./317 yards/1 TD

Last Meeting

Dec. 21, 2002 Sun Devil Stadium 49ers 17, Cardinals 14

Offensive misfirings by both teams—two missed field-goal attempts by San Francisco, a missed field-goal attempt and a lost fumble at the 49ers' nine-yard line by Arizona—and two turnovers (one interception, one fumble) by each club kept the Cardinals' home finale in doubt throughout. The injury-depleted Cards, outfitted in all-red uniforms for the first time in their long history, turned to unheralded wide receiver Kevin Kasper for their two touchdowns, both passes from quarterback Jake Plummer, the first a four-yarder to tie the game at 7-7 in the second quarter, the second a six-yarder with 4:08 remaining in the fourth quarter to cut San Francisco's lead to 17-14. The well-traveled Kasper, claimed from Seattle four weeks earlier after starting the season in Denver, became the first 2002 Cardinal to notch two single-game touchdown receptions. The scores also made him the sixth Card to record his first career touchdown reception in 2002, joining tight end Steve Bush, running back Marcel Shipp, and wide receivers Arnold Jackson, Jason McAddley, and Nathan Poole. Leading 10-7 at intermission, the 49ers used a 37-yard return of the second-half kickoff followed by a 33-yard pass completion on their first play from scrimmage to reach Arizona's 14-yard line. Two plays later, ex-Cardinal running back Garrison Hearst tallied San Francisco's deciding touchdown on an eight-yard run. The two new NFC Western Division rivals then traded seven consecutive scoreless possessions before Kasper's second touchdown. San Francisco was able to run out the clock with eight straight plays, including seven rushes, on its ensuing possession. Safety Justin Lucas, making his third start of the season, had a hand in both 49er turnovers, recovering their fumble and deflecting the pass that cornerback Renaldo Hill caught for his second interception of the season, leading to Kasper's second touchdown seven plays later.

Series Notes

The 49ers hold a 14-9 advantage in the series that lists only 23 meetings since 1951 ... after the Cards evened the series at nine wins apiece with a 24-14 victory at Sun Devil Stadium in 1992, San Francisco regained the lead with a 28-14 win at Candlestick Park in 1993 ... the Cards' one-point win over the 49ers in 1988 was characterized by a come-from-behind effort after facing a 23-0 deficit in the second half ... the Cardinals are 4-6 at home against the 49ers and 2-3 in Arizona ... San Francisco swept the Cards last year—38-28 at 3Com Park and 17-14 in Sun Devil Stadium as the clubs met for the first year as members of the realigned NFC West Division ... Cards and 49ers met twice in 2002 for the first time in history.

Seattle Seahawks

Sunday, September 14 1:00 p.m. MST
Sun Devil Stadium

Sunday, December 21 2:15 p.m.
Seahawks Stadium

2002 Record: 7-9 (tied for second place in NFC West)
Address: 11220 N.E. 52nd Street, Kirkland, WA 98033
Chairman: Paul Allen
Head Coach: Mike Holmgren (fifth season, 31-34; 84-42 in seven seasons with Green Bay)
Public Relations: Gary Wright
Office Phone: 504/733-0255
Home Stadium: Seahawks Stadium (67,000)
Team Colors: Seahawks blue, Seahawks navy; Seahawks bright green
Division: NFC West

Scoring Leaders

Shaun Alexander, RB	108 points
Rian Lindell, K	107 points
Koren Robinson, WR	30 points

Rushing Leaders

Shaun Alexander, RB	295 att./1,175 yards/16 TD
Matt Hasselbeck, QB	40 att./202 yards/1 TD

Passing Leaders

Matt Hasselbeck	419 att./267 comp./3,075 yards/15 TD/10 int
Trent Diller	168 att./94 comp./1,182 yards/4 TD/6 int

Receiving Leaders

Koren Robinson, WR	78 rec./1,240 yards/5 TD
Darrell Jackson, WR	62 rec./877 yards/4 TD
Shaun Alexander, RB	59 rec./460 yards/2 TD

Last Meeting

Nov. 10, 2002 Sun Devil Stadium Seahawks 27, Cardinals 6

Seattle scored on all five of its first-half possessions (three touchdowns, two field goals) to take a commanding 27-6 halftime lead, then held Arizona scoreless in the second half by forcing three red-zone turnovers. The lethal combination handed the Cardinals their third consecutive loss. The Cards threatened to crawl into contention in the second half, but lost fumbles at Seattle's one-, five-, and nine-yard lines in a span of four possessions to seal the outcome. In all, the Cards made five turnovers (three lost fumbles, two pass interceptions), its highest single-game total since the 2000 season finale at Washington. Without a takeaway, Arizona was minus five in giveaway/takeaway for the first time in 81 games (minus seven vs. Tennessee, Oct. 27, 1997). The Seahawks' 20-first down, 27-point first half was methodical without benefit of long plays. Seattle marched 55, 58, 68, 46, and 71 yards to its points in 42 plays, the longest three 20-yard gains. Arizona only answered with two (40, 27 yards) Bill Gramatica field goals, failing to score a touchdown for the second time in 2002, both in the last four outings. The Cards' defense allowed 406 total yards, the second 400-yard opponent total in as many weeks and the fourth in 2002. Rookie wide receiver Jason McAddley, making his first NFL start in his second pro appearance, shined with five receptions for 113 yards, including a long of 42 yards, to become the first Cardinal rookie with 100 receiving yards in 53 games (David Boston, 101 vs. N.Y. Giants, Oct. 10, 1999). The former Alabama speedster, inactive for the season's first seven contests, was pressed into service due to injuries to three members of Arizona's receiving corps—Boston, MarTay Jenkins, and Bryan Gilmore. Rookie wide receiver Jake Solday caught one pass for 14 yards in his first NFL appearance. Rookie running back Damien Anderson returned kickoffs (six, 113 yards) for the first time as a pro.

Series Notes

Prior to the 2002 season when the clubs became the newest members of the NFC West Division as part of the league's realignment, the Cardinals had lost just once in six outings against Seattle, a 33-14 setback in the Kingdome in 1998 ... Card victories came by scores of 30-24 in 1976, 33-28 in 1983, 34-24 in 1989, and overtime triumphs of 30-27 in 1993 and 20-14 in 1995 ... last year, the teams split the season series as the Cardinals took a 24-13 win in the inaugural regular-season game in Seahawks Stadium; Seattle prevailed 27-6 in Sun Devil Stadium seven weeks later ... in preseason play, the Seahawks hold an 9-5 advantage.

NFL Milestones

1899...Chris O'Brien, a painting and decorating contractor, forms the Morgan Athletic Club on the South Side of Chicago. The team later became known as the Normals, then the Racine Cardinals, the Chicago Cardinals, the St. Louis Cardinals, the Phoenix Cardinals, and in 1994, the Arizona Cardinals. The team is the oldest continuing operation in professional football.

Sept. 17, 1920.....Chicago Cardinals and Decatur (Ill.) Staleys

Aug. 27, 1921.....Green Bay Packers

Jan. 28, 1922.....Decatur Staleys transfer to Chicago Bears

June 24, 1922.....American Football Association, founded in 1920, officially changes its name to the National Football League.

July 8, 1922.....Inactive Boston franchise transfers to syndicate headed by George Preston Marshall. Named Boston Braves. Name changed to Redskins in 1933.

Aug. 1, 1925.....New York Giants; Detroit (withdrew July 27, 1927); reinstated August 12, 1928; declared inactive July 12, 1930; Portsmouth franchise moved to Detroit June 20, 1934.

Nov. 3, 1929.....Providence becomes the first NFL team to play host to a game at night under floodlights against the Cardinals.

July 8, 1933.....Pittsburgh Steelers. Also, the NFL is divided into two divisions with the winners scheduled to meet in a championship game.

July 9, 1933.....Philadelphia Eagles (Bert Bell awarded franchise forfeited by Frankford Yellowjackets).

Dec. 17, 1933.....Chicago defeats the Giants 23-21 at Wrigley Field to win the first NFL championship game.

May 19, 1935.....First NFL Draft.

Feb. 13, 1937.....Boston Redskins transfer to Washington.

Jan. 15, 1939.....First Pro Bowl played between the NFL champion Giants and a professional all-star team at Wrigley Field in Los Angeles.

Oct. 1, 1939.....First televised NFL game between the Eagles and Brooklyn Dodgers seen by approximately 1,000 people in New York.

Dec. 8, 1940.....Bears-Redskins championship game first carried on network radio. Red Barber describes the action.

March 1, 1941.....Elmer Layden named first NFL commissioner.

April 6, 1943.....Cleveland Rams (suspended operation for one season; resumed operations April 19, 1944).

April 7, 1943.....Rule passed making wearing helmets mandatory.

April 19, 1944.....Boston Yanks merged with Brooklyn Tigers April 10, 1945; NFL cancels Boston franchise and awards franchise to Ted Collins as the New York Bulldogs, later the Yanks January 21, 1949; league purchases assets of Yanks, awards franchise to Dallas Texans January 19, 1952; franchise transferred to Baltimore January 23, 1953).

April 20, 1944.....Coaching from the bench is allowed.

Jan. 11, 1946.....Bert Bell named NFL commissioner.

Jan. 12, 1946.....Cleveland Rams transferred to L.A. Rams.

Dec. 9, 1949.....Baltimore Colts, Cleveland Browns, San Francisco 49ers join the NFL from the AAFC. Baltimore disbanded following the 1950 season.

Dec. 23, 1951.....NFL championship game is televised coast-to-coast for the first time. The Rams defeat the Browns 24-17.

Jan. 23, 1953.....Baltimore (see Boston Yanks above).

Aug. 28, 1955.....First sudden-death overtime game.

Dec. 28, 1958.....The Giants defeat the Colts 23-17 in the first sudden-death overtime NFL championship game.

Aug. 14, 1959.....AFL organization meeting: New York, Dallas, Denver, Los Angeles, Houston, and Minneapolis.

Oct. 28, 1959.....Buffalo Bills admitted to AFL.

Nov. 22, 1959.....Boston Patriots admitted to AFL.

Jan. 26, 1960.....Pete Rozelle elected NFL commissioner.

Jan. 27, 1960.....Minneapolis withdraws from AFL.

Jan. 28, 1960.....Dallas Cowboys awarded NFL franchise for 1960; Minnesota Vikings awarded NFL franchise for 1961.

Jan. 30, 1960.....Oakland Raiders admitted to AFL.

March 13, 1960.....Chicago Cardinals transfer to St. Louis.

- Jan. 14, 1961.....End Willard Dewveall of the Bears plays out his option and joins the AFL Houston Oilers to become the first player to move deliberately from one league to the other.
- Feb. 10, 1961.....AFL L.A. Chargers transfer to San Diego.
- Jan. 10, 1962.....The NFL enters into a single-network agreement with CBS to telecast all regular-season games.
- Feb. 8, 1963.....AFL Dallas Texans transfer to K.C. Chiefs.
- March 28, 1963.....N.Y. Titans are sold to a New York group and become the New York Jets.
- Sept. 7, 1963.....Pro Football Hall of Fame is dedicated at Canton, O.
- June 30, 1965.....Atlanta Falcons awarded NFL franchise for 1968.
- Aug. 16, 1965.....Miami Dolphins awarded AFL franchise for 1966.
- June 8, 1966.....NFL and AFL agree to form combined league of 24 teams under title of National Football League with regular-season competition to begin in 1970. Preseason games and the Super Bowl to begin in 1967. Pete Rozelle named commissioner.
- Nov. 1, 1966.....New Orleans Saints awarded NFL franchise for 1967.
- Jan. 15, 1967.....Green Bay defeats Kansas City 35-10 at the Los Angeles Coliseum in the first AFL-NFL world championship game.
- May 24, 1967.....Cincinnati Bengals awarded AFL franchise for 1968.
- Feb. 10, 1968.....Houston Oilers announce they will move their home games to the Astrodome, becoming the first NFL team to play indoors.
- Jan. 12, 1969.....An AFL team wins the Super Bowl for the first time when the New York Jets better the Baltimore Colts 16-7.
- May 17, 1970.....Baltimore, Cleveland, and Pittsburgh agree to join AFL teams to form American Conference while remaining teams form National Conference.
- Sept. 21, 1970.....First regular-season Monday Night Football telecast on ABC.
- Jan. 24, 1971.....The AFC defeats the AFC 27-6 in the first AFC-NFL Pro Bowl game at Los Angeles.
- April 24, 1974.....Tampa Bay Buccaneers awarded NFL franchise for 1976.
- June 4, 1974.....Seattle Seahawks awarded NFL franchise for 1976.
- Aug. 16, 1976.....Cardinals and Chargers play in Tokyo, Japan, the first time an NFL game is played outside North America.**
- March 29, 1977.....NFL adopts 16-game regular-season schedule.
- Jan. 20, 1980.....the Pittsburgh Steelers become the first team to win four Super Bowls by defeating the Los Angeles Rams 31-19 in Super Bowl XIV.
- March 28, 1984.....Baltimore Colts transfer to Indianapolis.
- July 29, 1986.....U.S. District Court in New York awards the United States Football League one dollar in compensation in an antitrust suit against the NFL.
- Aug. 3, 1986.....Chicago plays Dallas in Wembley Stadium in London, England in the first American Bowl.
- March 15, 1987.....ESPN awarded the first cable-television contract to televise NFL games.
- Sept. 22, 1987.....Season reduced to 15 weeks following a 24-day players' strike.
- March 15, 1988...St. Louis Cardinals transfer to Phoenix.**
- March 22, 1989.....Commissioner Pete Rozelle resigns.
- Nov. 5, 1989.....Paul Tagliabue becomes NFL commissioner.
- March 23, 1991.....NFL launches the World League of American Football. It is the first intercontinental sports league to operate on a weekly basis.
- Oct. 26, 1993.....Expansion franchise awarded to Carolina (Panthers) for 1995.
- Nov. 30, 1993.....Expansion franchise awarded to Jacksonville (Jaguars) for 1995.
- March 22, 1994...NFL owners unanimously approve Cardinal President Bill Bidwill's request to rename his team the Arizona Cardinals.**
- Jan. 29, 1995.....The San Francisco 49ers become the first team to win five Super bowls when they defeat the San Diego Chargers 49-26 in Super Bowl XXIX.
- April 12, 1995.....Los Angeles Rams transfer to St. Louis.
- July 22, 1995.....Los Angeles Raiders transfer back to Oakland is approved.
- February 8, 1996.....Cleveland Browns transfer to Baltimore and change name to the Ravens.
- June 12, 1996.....NFL awards Cleveland expansion franchise as Cleveland Browns.
- June 12, 1997.....Houston Oilers transfer to Nashville, Tennessee.
- March 23, 1998.....NFL clubs unanimously approve an expansion team for Cleveland.
- Nov. 14, 1998.....The NFL retires the nickname "Oilers," a league first.
- Feb. 8, 1999.....Tennessee Oilers officially change their name to the Tennessee Titans.
- Oct. 6, 1999.....The NFL awards its 32nd franchise to Houston, Texas.
- May 22, 2001.....The NFL votes to realign into eight four-team divisions, beginning in 2002, to accommodate the arrival of the Houston Texans. Realignment places the Cardinals in the NFC Western Division.**

New Cardinals Stadium

The new \$355 million Cardinals stadium, scheduled to open in 2006 on a 165-acre site in west suburban Glendale, Arizona, the fastest-growing area in greater Phoenix, will be the first of its kind in the United States.

World-renowned architect Peter Eisenman, in partnership with HOK Sport and Hunt Construction Group, has created a state-of-the-art stadium design featuring a retractable roof and field that is sure to become an Arizona landmark.

The stadium, to be owned and operated by the Arizona Tourism and Sports Authority, takes its basic form from a barrel cactus which results in dramatic vertical slots that contrast with smooth panels. Light will penetrate the fabric roof, allowing the stadium to have an open, airy feel even when the roof is closed.

The stadium's seating capacity will exceed 63,000 for Cardinals' games and is expandable to approximately 75,000 for mega-events like the Super Bowl.

The stadium, which also will be the new home of the Fiesta Bowl, will include 88 luxury suites.

The roof will be comprised of two large retractable panels to provide the utmost comfort

for spectators, remaining closed and air conditioned during the hotter months, and taking advantage of the open air and Arizona's patented sunshine during cooler times of the year.

The unique rollout natural-grass playing field, which will rest on a moveable 12 million-pound tray (234 feet wide, 400 feet long), amounts to two acres of grass. The first retractable field in North America, it will be positioned inside and outside the stadium to offer the preferred natural-grass playing surface for football and a fixed 152,000 square-foot floor when the facility transitions into a multi-purpose venue for other events such as basketball, trade and consumer shows, conventions, concerts, motor sports, and rodeos.


The stadium will be aligned along a slight northwest to southeast axis to offer the maximum sun exposure for the grass field and maximum shade for stadium patrons.

On-site parking will accommodate 14,000 cars. Off-site parking for 6,000 additional vehicles will be available at the adjacent National Hockey League arena and another 6,000 parking spots will be available within one mile of the site. **L**





Ground was broken on the Cardinals' new stadium on April 12, 2003. Shoveling, from left, Glendale City Manager Ed Beasley, Fiesta Bowl Chairman Leon Levitt, Arizona Tourism and Sports Authority (TSA) Executive Director Jim Grogan, Cardinals President William V. Bidwill, Glendale Mayor Elaine Scruggs, Cardinals Vice President & General Counsel Michael Bidwill, and Fiesta Bowl Executive Director John Junker.



Sun Devil Stadium

Sun Devil Stadium, home to Arizona State University football since 1958 and the Fiesta Bowl since 1971, added the National Football League in 1988 when the Cardinals also took residence "between the buttes."

Super Bowl XXX was played at Sun Devil Stadium on January 28, 1996!

Literally carved from the desert, Sun Devil Stadium sits in a unique setting between two mountain buttes in Tempe, Arizona southeast of Phoenix.

Originally erected in 1958, Sun Devil Stadium has been expanded four times (1976, '77, '88, and '89). Capacity for NFL football in 2001 again will be 73,014. Improvements costing over \$23 million have been made since the Cardinals arrived in 1988.

A \$1.67 million field renovation (lowering and widening), completed in June of 1992, was the most recent major upgrade. Besides providing significantly more sideline space, the project also changed the look of the stadium by removing the characteristic moats in favor of field-level walkways. Ninety thousand square feet of Tifway 419 sod, the same grass that adorns the Cardinals' training facility, covers a unique layering support system that includes hot-water tubes designed to fool Mother Nature (delay dormancy) and promote growth during cooler months. Although approximately 1,300 seats were lost during the renovation, the project eliminated sight-line problems that had caused obstructed views from lower-row seats.

The bowl (south) end was connected seven years ago by Arizona State's six-story Intercollegiate Athletic Complex building and an extension of loge-level seats. A state-of-the-art video replay scoreboard and locker rooms in the north end also were added. The color video replay system, situated in the southwest corner, offers fans instant replays of game action. A complementary matrix board for messages and statistical information sits in the southeast corner.

In 1989, \$11.5 million was spent to construct a three-story, 60,000 square-foot building atop the upper deck on the west side containing two 30-suite levels and topped by a modern press box and eight additional private suites. Served by four industrial-sized elevators—one for the media and



The Cardinals will continue to call Sun Devil Stadium home through the 2005 season before moving into their new stadium in Glendale in 2006.

three for the public—the addition offers working space for 200 sportswriters, broadcast booths, booth space for statistical crews, coaches, public address personnel, security, scoreboard operations, and a rooftop camera deck in addition to suite seating for over 900 fans.

The playing field was named Frank Kush Field in 1996 to honor the legendary former Arizona State University head coach who also served as head coach of the NFL Indianapolis Colts from 1982–84.

Super Bowl XXX required a number of improvements, including a new sound system, four new light poles at each corner of the stadium, new light fixtures to existing light standards on the east and west sides, and a resodded playing field.

Sun Devil Stadium proved a most hospitable host to the Cardinals in the team's inaugural season in Arizona in 1988 when seven of the Cards' eight regular-season home games broke the club's previous single-game attendance record. The season total of 472,937 fans also easily eclipsed the Cardinal franchise's single-season home attendance mark.

In 1994, the Cards again broke their single-season attendance mark when 497,330 fans, or an average of 62,166 patrons per game, spun the Sun Devil Stadium turnstiles.

The largest crowd in Cardinal history—73,025—witnessed the Cards' September 19, 1993 battle against the eventual Super Bowl champion Dallas Cowboys at Sun Devil Stadium.

The 10 largest crowds to watch Cardinal home games all have been played at Sun Devil Stadium since the team's 1988 arrival in Arizona. ♣

Training Facility

Rising from a former cotton field in south Tempe is the Cardinals' training facility and corporate headquarters.

Covering 14.7 acres of land, the Cardinals' home since September of 1990 is a 94,000 square-foot state-of-the-art facility sporting desert building materials, and three and one-half acres of Southwestern (Sonoran) desert landscaping that leaves no doubt where the team proudly calls home.

Possessing many characteristics that distinguish it as both a football facility and an Arizona landmark, the showcase complex has won numerous architectural and landscape awards. In the spring of 1996, it also served as a location for the filming of the movie "Jerry Maguire" starring Tom Cruise.

The facility incorporates local materials such as copper, desert brick, and clay tile, complemented by desert landscaping which integrate into the natural surroundings.

Environmentally sensitive, it utilizes passive solar energy to light offices and corridors while employing masonry and shadow to eliminate heat.

The interior joins many important concepts. Specificity of design is reflected in the workout areas on the first level where a number of planned activities can occur simultaneously. Facilities are situated along a logical traffic pattern to accommodate a progressive flow of activities.


The first floor consists of player facilities that include the training area, an auditorium, locker room, hydrotherapy (15-player in-floor jacuzzi and cold plunge) and spa rooms, indoor/outdoor weight-training room, offensive and defensive meeting rooms, and film/vidiotape rooms. They open to three playing fields (one lighted) on near-

ly five acres of land.

The second and third floors comprise the administration and operations areas that include the coaching staff's offices. On the second and third floors, natural lighting and breezeways combine with advanced communications technology to create the most flexible office space possible. The integration of current electronic and construction technologies also makes the facility more economical to operate and easier to maintain.

The main building is flanked by a two-story attached building that includes a public area, the ticket office, and the public relations department that houses a media center featuring custom-designed work carrels, private interview rooms, televisions, and a reference library. Another two-story building housing two handball courts completes the complex.

Tifway 419 sod, the same hybrid used for golf course putting greens and the Sun Devil Stadium playing surface, covers seven and one-half acres on the east side of the building and includes three laser-leveled side-by-side practice fields. Underneath lies a complex lateral piping, sub-drainage system constructed with drainage tiles that accommodate as much as three inches of rain water that can be drained from all three fields, making them playable within three hours.

Furthermore, many details are invisible to the naked eye. For example, the fields and team building are set at the same angle as Sun Devil Stadium, the Cards' home field at Arizona State University, allowing simulation of the position of the sun under game conditions. 

The Cardinals' training facility in south Tempe has housed the franchise's day-to-day operations since 1990.



Cardinals Charities

Founded in 1990, Cardinals Charities supports programs designed to improve the quality of life and enhance opportunities for children, women, and minorities in the state of Arizona.

Cardinals Charities' grants are awarded on an annual basis in response to applications from various qualified non-profit organizations whose goals and programs meet the mission statement.



CARDINALS CHARITIES

Every effort is made to direct contributions where they can have the greatest impact while addressing the most critical needs.

Since its inception, Cardinals Charities has distributed over \$2,000,000 to over 200 worthy Arizona charitable organizations on behalf of the Arizona

Cardinals and the National Football League.



Cardinals Charities Mission Statement

The Arizona Cardinals Charities Fund supports programs designed to improve the quality of life and enhance opportunities for children, women, and minorities in the state of Arizona.

General Guidelines for Beneficiaries

- ☐ Organizations must be exempt under 501 (c) (3) of the Internal Revenue Service code.
- ☐ At least 75 percent of funding must be spent in Arizona.
- ☐ Grant application will be limited to once each year; however, organization may reapply each year.
- ☐ Proposals for \$5,000 or less are preferred.

Application Process

Interested organizations must request an application in writing, either by FAX or mail, on their 501 (c) (3) letterhead. Deadline for submission of application is August 1. Grant notification will be made within 120 days following filing deadline.

Address correspondence to ... Pat Tankersley
Cardinals Charities
P.O. Box #888
Phoenix, AZ 85001-0888
FAX: 602/379-1819

Cardinals Charities Grant Recipients

- ✦ Adult Center Of Prescott
- ✦ Advocates For The Disabled
- ✦ Affordable Accessible Homes, Inc.
- ✦ Ahwatukee YMCA
- ✦ Aid To Adoption Of Special Kids
- ✦ Aid To Women Centers
- ✦ American Indian Christian Mission
- ✦ American Lung Association
- ✦ American Red Cross
- ✦ Anti-Defamation League
- ✦ Ara Parseghian Medical Research Foundation
- ✦ Arizona Black United Fund, Kids Place
- ✦ Arizona Boys Ranch
- ✦ Arizona Commission For Post Secondary Education
- ✦ Arizona Ecumenical Society
- ✦ Arizona Educational Foundation
- ✦ Arizona Foundation For Women
- ✦ Arizona Governor's Council-Frank Kush Youth Run
- ✦ Arizona Hispanic Sports Authority
- ✦ Arizona Humane Society
- ✦ Arizona Interscholastic Association
- ✦ Arizona Kidney Foundation
- ✦ Arizona Opera League
- ✦ Arizona Recreation Center For The Handicapped
- ✦ Arizona AIDS Alliance
- ✦ Arizona Spina Bifida Association, Inc.
- ✦ Arizona Transplant House At Brusally Ranch
- ✦ Arizona Youth Football Federation, Inc.
- ✦ Arizona's Children Foundation
- ✦ Assistance League Of The East Valley
- ✦ Association For Supportive Child Care
- ✦ ASU President's Club Scholarship Fund
- ✦ Back To School Clothing Drive Association
- ✦ Barrows Neurological Institute
- ✦ Betanien Community Center
- ✦ Big Brothers/Big Sisters Of Casa Grande
- ✦ Big Brothers/Big Sisters Of Central Arizona
- ✦ Big Brothers/Big Sisters Of Flagstaff
- ✦ Big Brothers/Big Sisters Of Yuma
- ✦ Black Family & Child Services
- ✦ Boys & Girls Club Of Casa Grande
- ✦ Boys & Girls Club Of The East Valley
- ✦ Boys & Girls Club Of Santa Cruz County
- ✦ Boys & Girls Club Of Scottsdale
- ✦ Boys & Girls Club Of Metro Phoenix
- ✦ Boys & Girls Club Of Tucson
- ✦ Boys Hope, Girls Hope Of Arizona
- ✦ Brophy College Preparatory
- ✦ Camp Fire Boys And Girls
- ✦ Carondelet Foundation (Tucson)
- ✦ Casa De Los Niños (Tucson)
- ✦ Catholic Social Services (Central & Northern Arizona)
- ✦ Centers For Rehabilitation
- ✦ Central Arizona Shelter Services
- ✦ Chandler Community Action Program
- ✦ Chandler/Gilbert Arc
- ✦ Change Point
- ✦ Chicanos Por La Causa
- ✦ Child Crisis Center-East Valley, Inc.
- ✦ Christ Child Society Of Phoenix
- ✦ Christian Athlete Ministries
- ✦ Christmas House
- ✦ Christmas In April
- ✦ Community Food Bank (Tucson)
- ✦ Community Information & Referral Services (Tucson)
- ✦ COMPAS
- ✦ Craniofacial Foundation Of Arizona
- ✦ Crisis Nursery
- ✦ Crisis Pregnancy Centers
- ✦ Crossroads, Inc.
- ✦ Desert Botanical Garden
- ✦ Desert Voices Oral Learning Center
- ✦ Devereaux Arizona
- ✦ DK Foundation
- ✦ East Valley Catholic Social Services
- ✦ East Valley Hospice
- ✦ Educational Enrichment Foundation (Tucson)
- ✦ El Rio Health Center (Tucson)
- ✦ Emily Anderson Learning Center (Phoenix Children's Hospital)
- ✦ Epilepsy Society Of Arizona
- ✦ Epoch Center
- ✦ Ernest W. McFarland Foundation
- ✦ Family Emergency Service Center
- ✦ Fellowship Of Christian Athletes
- ✦ Firebird Young Marines
- ✦ Florence Crittenton Services Of Arizona, Inc.
- ✦ Foundation For Blind Children
- ✦ Foundation For Burns & Trauma
- ✦ Franciscan Renewal Center
- ✦ Friendly House
- ✦ Girls Ranch Of Arizona
- ✦ Golden Gate Community Center
- ✦ Gompers Center For The Handicapped
- ✦ Greater Phoenix Youth At Risk Foundation
- ✦ Guadalupeños United For Advancement & Development
- ✦ Habitat For Humanity
- ✦ Hacienda De Los Angeles
- ✦ Heard Museum
- ✦ Holy Spirit Catholic Church
- ✦ HomeBase Youth Services
- ✦ Homeward Bound
- ✦ Hospice Of Havasu
- ✦ Hospice Of The Valley
- ✦ House Of Ruth
- ✦ Interfaith Community Care
- ✦ Jewish Family And Children's Services
- ✦ John C. Lincoln Health Foundation
- ✦ Junior Achievement
- ✦ Kateri Services (Flagstaff)
- ✦ KDSTR Radio
- ✦ Kids Voting
- ✦ Kivel Campus Of Care
- ✦ Kivel Geriatric Center
- ✦ Kyrene Schools Community Foundation
- ✦ Las Salas, Inc.
- ✦ Laura Hall ASPIRE Foundation
- ✦ Leadership Workshops Foundation For Youth & Family
- ✦ Life Teen Program
- ✦ Literacy Volunteers
- ✦ Local Initiatives Support Corporation
- ✦ Los Diablos (ASU)
- ✦ Los Vecinos Housing Development, Inc.
- ✦ Lutheran Hospitals Foundation
- ✦ Maggie's Place
- ✦ Mahnah Club Of Mesa
- ✦ Make A Difference
- ✦ Make Way For Books (Tucson)
- ✦ Marcus House
- ✦ Maricopa County Accommodation School
- ✦ Maricopa Pediatric Foundation
- ✦ Meals On Wheels (White Mountains)
- ✦ Mesa Community Action Network
- ✦ Mesa Senior Centers, Inc.
- ✦ Metro Tech
- ✦ Mission Of Mercy-Arizona Mobile Clinic
- ✦ Mobile Meals Of Tucson, Inc.
- ✦ Mount Graham Safe House
- ✦ Mountain Park Health Center
- ✦ Multiple Sclerosis Society
- ✦ Muscular Dystrophy
- ✦ Museum Of Northern Arizona (Flagstaff)
- ✦ National Jewish Center, Immunology & Respiratory Medicine
- ✦ New Day Education Center
- ✦ New Directions Institute For Infant Brain Development
- ✦ Northern Arizona Council Of Government On Aging
- ✦ Northern Arizona Food Bank (Flagstaff)
- ✦ Notre Dame Preparatory High School
- ✦ Phoenix Children's Hospital
- ✦ Phoenix Day Child & Family Learning Center
- ✦ Phoenix Downtown YMCA
- ✦ Phoenix Indian Center
- ✦ Phoenix Memorial Hospital Foundation
- ✦ Phoenix Suns Charities
- ✦ Phoenix Symphony
- ✦ Phoenix Urban League
- ✦ Phoenix Zoo
- ✦ Plateauland Mobile Veterinary Clinic
- ✦ PREHAB Of Arizona
- ✦ Prescott Child Development Center
- ✦ Prescott Free Clinic
- ✦ Prevent Blindness America
- ✦ Primavera Services (Tucson)
- ✦ Ronald McDonald House
- ✦ Saddlebrook Community Outreach, Inc. (Tucson)
- ✦ Salvation Army
- ✦ Save The Family Foundation Of Arizona
- ✦ Scottsdale Foundation For The Handicapped
- ✦ Seton Catholic High School
- ✦ Sisters Of St. Benedict
- ✦ Sojourner Center
- ✦ Southern Arizona AIDS Foundation
- ✦ Southwest Autism Research Center
- ✦ Southwest Human Development
- ✦ Special Olympics
- ✦ St. Andrews Children's Clinic (Nogales)
- ✦ St. Joseph The Worker
- ✦ St. Luke's Charitable Health Trust
- ✦ St. Luke's Medical & Behavioral Health Centers
- ✦ St. Mary's Food Bank
- ✦ St. Michael Indian School
- ✦ St. Peter's Indian Mission School
- ✦ Steve Pascente Memorial Fund
- ✦ Sun Sounds Radio Reading Services
- ✦ Tempe Community Council/Kyrene Communities in School
- ✦ Tempe Schools Prevention Resource Center
- ✦ Tempe YMCA
- ✦ The Village, A High School For Pregnant & Parenting Teens
- ✦ Thomas J. Pappas School
- ✦ Timber Trails Children's Project, Inc.
- ✦ Toby House
- ✦ TOP DOG (Tucson)
- ✦ Town Of Queen Creek-Parks And Recreation Department
- ✦ Travelers Aid Society Of Tucson
- ✦ Tucson Youth Football & Spirit Federation, Inc.
- ✦ Turning Point School (Tucson)
- ✦ United Blood Services (Blood Systems)
- ✦ United Food Bank
- ✦ University Of Arizona Foundation
- ✦ Valle Del Sol
- ✦ Valley Christian High School
- ✦ Valley Lutheran High School
- ✦ Victim/Witness Services Of Coconino County
- ✦ Waste Not
- ✦ Wesley Community Center
- ✦ West Valley Child Crisis Center
- ✦ Westside Food Bank
- ✦ Xavier College Preparatory
- ✦ Yavapai Big Brothers/Big Sisters
- ✦ YWCA Of Maricopa County

Big Red

Biography

Hatched: October 4, 1998

Home: Sun Devil Stadium

Height: 6'-4"

Wingspan: Seven feet

Position: Center (of attention!)

Favorite Foods: Bird seed and gummi worms
(no chicken wings)

Favorite Song: "Bird Is The Word"

Off The Field: Big Red can be found throughout Arizona at schools, charity events, and birthday parties. 🐦




Cardinals Cheerleaders


Whether it's performing at all Arizona Cardinals' home games, community service involvement, appearances at other sporting and civic events, or just signing autographs, the Arizona Cardinals Cheerleaders are recognized throughout the country for their talent, exciting dance routings, and professionalism.

The cheerleaders have performed throughout the United States, Mexico, and Canada. At the invitation of the Pentagon, the cheerleaders also have entertained U.S. military troops in Saudi

Arabia, Kuwait, Bosnia, Egypt, Greenland, Kosovo, and Bahrain.

Through their talent, showmanship, enthusiasm, and dedication to their community and country, the cheerleaders have established themselves as an integral part of the Cardinals' organization.

The cheerleaders are available for community service events, civic events, meetings, conventions, or special occasions. Call the Cardinals (602/379-0101) for more information. 



Cards In The Community

The Arizona Cardinals make community activities a year-round commitment.

Third-year Community Relations Director Luis Zendejas, the former NFL (Dallas and Philadelphia) and Arizona State kicker, directs the Cardinals' statewide efforts.

Zendejas has expanded the team's community programs to encompass the entire state of Arizona and include Cardinal players, coaches, wives, cheerleaders, mascot, and front-office personnel.

A 2003 edition of the *The (Phoenix) Business Journal* recognized the Cardinals for their proactive hands-on community efforts.

During the 2003 off-season, the Cardinals staged 117 kids' camps, 10 player kids' camps, 17 reading programs, 10 mathematics programs, 15 stay-in-school programs, two "To Play It Smart" programs at Glendale and Chandler high schools, and made 10 visits to children's hospitals.

The 12-month "Milk & Cookies Reading Program" that takes a Cardinal player to an elementary school to read to students on a weekly basis is an example of the team's education programs. Another is "Hometown Huddle," a program that teams the Cardinals with the Boys & Girls Clubs throughout the Valley of the Sun. Youngsters participate in a kids' camp while having the opportunity to interact with a group of Cardinal players and tour the team's training facility.

The Cardinals' "High School Coach-of-the-Week" program recognizes the efforts of local coaches and school football programs throughout the fall. The school receives a monetary award from Cardinals Charities, the players receive t-shirts, and the program receives publicity for its excellence.

Another year-round program is the "Gatorade Junior Training Camps" that bring youngsters to recreational sites, including the Cardinals' south Tempe training facility, for instruction from players.

The first "Football Skills and Education Camp" brought 225 top high school football players from around Arizona to the Cards' training facility to learn from the professionals with on-field drills, classroom instruction, and recruiting tips.

Broad "Fan Fare" events expose large numbers of fans to the Cardinals in a variety of ways. Recent examples were the Draft Day Party in downtown Phoenix, the first open mini-camp practice at the Cards' training facility, and an open practice at Glendale High School. At all these events, fans are afforded the opportunity to interact and obtain autographs from players, coaches, and cheerleaders.

In 2003, the Cardinals are expanding "NFL Flag," the NFL's official youth flag football league for boys and girls 6-14 years of age. The league, launched in 1996, will grow to 3,000 participants in fall and spring leagues across Arizona.

Performance-based programs raise funds for worthy organizations. Last season, for example, linebacker Ronald McKinnon donated \$10,000 to the Phoenix-based Ronald McDonald House based upon his statistical performance on the field.

Mascot Big Red has gained a loyal following since hatching his entertaining antics in 1998. He is seen at most team community events and makes a number of individual appearances. Examples just from the past year include "Gatorade Junior Training Camps," "Cardinals Kids' Clinics," "Read Across America," "Day of the Children" celebrations, "Milk & Cookies Reading Program," "Holiday Express," "Toy & Clothing Drive," "Monday Night Live," "High School Coach-of-the-Week" award ceremonies, "Literacy Festival," and numerous hospital visits.


The Cardinals Cheerleaders, like Big Red and often with the mascot, spend countless hours in the community signing autographs during local events and participating in others.

Wives of players and coaches also lend a hand in the community. Through the help of Cardinal wives, the Salvation Army was able to provide over 300 Thanksgiving food boxes last November from the annual canned food drive at Sun Devil Stadium prior to a home game. The wives also collected enough toys to provide over 11,000 children with gifts during the annual "Chicanos Por La Causa Christmas Toy Drive." Wives also joined their husbands to serve Thanksgiving dinner to the less fortunate at the Phoenix Rescue Mission and to deliver Christmas teddy bears to youngsters at Phoenix Children's Hospital.

The entire Cards' family participated in "Rebuilding Together" for the fifth consecutive year. Formerly known as "Christmas In April," the event is the largest volunteer repair and renovation program that targets low-income neighborhoods in the Phoenix area.

Players also invest time and effort into the community of their own volition. For example, legendary running back Emmitt Smith has established the "Open Doors Foundation" which services the underserved youth through education and sports. Cornerback Duane Starks began "Starks Charitable Foundation" to raise money for youth scholarships. Defensive tackle Wendell Bryant runs the "Wendell Bryant Foundation" which held its first "Basketball Extravaganza" to develop community organizations. Linebacker Levor Fisher, through the creation of "Fisher Of Men, Inc.," is building a shelter for the homeless in his native Beaufort, North Carolina.

Community service never is out of season for the Cardinals. ♣



Bidwill Benevolence

The Arizona Cardinals' philanthropic efforts remain one of the team's most visible off-the-field undertakings.

Cardinals Charities has been supporting community needs in Arizona since its formation in 1990 by President William V. Bidwill. Less visible, yet far more expansive, is the Bidwill family's ongoing individual and collective efforts to improve the lives of others in a myriad of ways. Without fanfare, often bordering on total anonymity, the Bidwills continue to involve themselves personally in community needs both with financial support and volunteer efforts.

Examples of their community spirit follow.

Boys Hope/Girls Hope—As an original founder of Boys Hope/Girls Hope in St. Louis, President Bidwill has had untold positive impact on the lives of youth with promise living in unsuitable environments. Boys Hope/Girls Hope provides a structured home environment fostering healthy growth and learning. As long-time supporters, the Bidwills have donated hundreds of thousands of dollars to the program that has expanded internationally.

Phoenix Children's Hospital—Another Bidwill family calling is Phoenix Children's Hospital. Development contributions and volunteer involvement in hospital programs remain priorities.

Youth Sports In Arizona—The positive influence of youth sports has been a family priority in Arizona. Those efforts were recognized recently when Cardinals' Vice President and General Counsel Michael Bidwill was honored with the 2003 Glenn S. "Pop" Warner Award, presented annually by the national youth football organization to an individual who has achieved excellence in athletics, scholarship, and life's endeavors with integrity and humanity. Bidwill was recognized for his support of youth sports in Arizona.

St. Peter Indian Mission School, Gila River Indian Community—The Bidwills' support of "Sister Martha's" elementary school south of the Phoenix metropolitan area has been an ongoing focus of the Bidwills' benevolence for over 10 years. A new roof for the school is just one example of the support the youth of the Gila River Indian Community have received.

United Way—Like the National Football League, the Bidwills have been staunch supporters of United Way of America, the nation's leading community solutions provider. It invests in the programs and services that strengthen the ability of local United Ways to identify and build a coalition around a set of community priorities and measure success based on community impact.

Communities In Schools Of Arizona (CISA)—Founded in 1994, CISA is affiliated with the Communities In Schools national program. Its mission is to mobilize and connect community resources with schools. CISA partners with schools with 85 percent or more of their students at or below the federal poverty level. Acting as resource brokers, CISA uses a coordinated network of partner agencies to bring resources such as food, clothing, and health services to help students more effectively learn, stay in school, and successfully prepare for life.

St. Michael's Indian School, Navajo Indian Reservation—The oldest Catholic school on a reservation,



Cardinal President William V. Bidwill, right, joins, from left, running back Travis Prentice and wide receivers Jake Soliday and Bryan Gilmore at the Cardinals' 2003 "Rebuilding Together" project in north Phoenix.

the St. Michael's Indian School in northern Arizona has kept its high school football program alive in part through the generous support of the Bidwill family.

Life Teen—Life Teen, Inc. is an international ministry that serves the Catholic Church and provides teenagers resources and training that encourage growth in their faith. It was founded by "Father Dale" Fushek, pastor of St. Timothy's Catholic Community in Mesa, Arizona that houses the Life Teen world headquarters.

Nicole Bidwill currently serves as chairman of Life Teen Camp.

Make A Difference—Make A Difference is a non-profit organization that meets critical community needs by making volunteer opportunities available to busy professional people in the Phoenix metropolitan area.

Step Up For Youth—The campaign to raise \$1.16 million to double the size of the Glendale/Peoria (Arizona) YMCA's facilities and add new programs and services is being chaired by Michael Bidwill.

Youth Soccer—Financial support, league development, and volunteer coaching of youth soccer has been a family interest since the arrival of grandchildren.

Georgetown Prep—The college preparatory high school in suburban Washington, D.C. has remained an apple of William V. Bidwill's eye since his graduation. He has maintained a level of financial support and assisted in the school's building program for many years.

Georgetown University Law Center also has benefited from Bidwill support.

Committees/Boards—Members of the Bidwill families have and continue to sit on a variety of organizational boards of trustees, including NFL Charities, Arizona Chamber of Commerce, East Valley Partnership, Greater Phoenix Chamber of Commerce, Notre Dame Academy (north Scottsdale), Heard Museum, Museum of Northern Arizona, Southwest Human Development, FBI Citizens Academy, Life Teen, and Catholic University.

Fund-Raising—Family members participate in countless fund-raising committees, organizing dinners, festivals, camps, telethons, capital campaigns, and building projects for an array of organizations.

The Bidwill family encourages everyone to participate in their community for the common good of all. ♣

Cardinal Broadcasting

Cardinal broadcasting for 2003 again includes KDUS Radio (1060 AM)/KSLX Radio (100.7 FM) and ABC 15 (KNXV-TV, channel 15), and adds new partner AZ-TV (channel 27 over the air, cable channel 13).

Play-By-Play Broadcast Teams

Dave Pasch/John Mistler—Pasch and Mistler begin their second season together in the Cardinals' preseason television booth before returning to their familiar role as the team's radio voices for the regular season.

The role is a familiar one for both. Pasch joined current CBS-TV NFL broadcaster Steve Tasker to describe preseason television for the Buffalo Bills in 2001. Mistler offered commentary on Cardinal preseason games in the late-1990s.

Pasch joined the Cardinals last season after calling Syracuse University football and basketball for three years. He spent part of the past off-season offering play-by-play description of NFL Europe games for the second consecutive year. This season he was paired with New York Giants kick returner Brian Mitchell for two Fox Sports telecasts.

Mistler, the former NFL (N.Y. Giants) and college (Arizona State) wide receiver, returns for his 11th year as Arizona's color analyst.

Kent Derdivanis/Doug Plank—Veteran play-by-play broadcaster Kent Derdivanis, past voice of the Pittsburgh Pirates and Boston Red Sox and cur-



Dave Pasch



John Mistler

rent broadcaster for Northern Arizona University football and men's basketball and Arizona Rattlers Arena League football, joins the Cardinals to describe preseason action on the radio while Pasch concentrates on preseason television.

He will pair with former Chicago Bear safety Doug Plank, who also returns for pre-game analysis on the Cardinals Radio Network.

Gabriel Trujillo/Luis Zendejas—Trujillo (play-by-play) and Zendejas (color commentary), the former Arizona State and NFL kicker who also serves as the Cardinals' director of community relations, return to describe all Arizona games in Spanish on KUSN (Radio Fiesta, 1400 AM).

(Cardinal Broadcasting continued on page 452)

From left, Bob Kemp and Evan Andeen, the afternoon-drive talk-show hosts at Cardinal flagship radio station KDUS, "The Deuce," interview Bryant Johnson, right, Arizona's first first-round 2003 draft choice, following the former Penn State star's introductory press conference in April.



Sideline Reporters

Mike Jurecki/Jody Jackson—KDUS Radio weekday talk-show host and "Cardinal Insider" Mike Jurecki returns to offer sideline commentary on the Cardinals Radio Network.

Fox Sports Network reporter Jody Jackson will provide the same on preseason telecasts.

Game-Day Radio Programming

KDUS (1060 AM), a.k.a. "The Deuce," and KSLX (100.7 FM) will serve as the Cardinals' radio flagships for all Cardinal games for the sixth consecutive season.

"The Pre-Game Huddle" begins two hours prior to kickoff. It is hosted by KNXV-TV sports director Craig Fouhy who will be joined by four analysts—Plank, who spends his off-seasons as defensive coordinator for the Rattlers, ex-Cardinal, Ram, and Charger linebacker Eric Hill, former Raider, Cardinal, and Patriot center Bill Lewis, and KUPD Radio (97.9 FM) personality John Holmberg. Jurecki also will be included in discussions from the sideline.

The show features a complete breakdown of upcoming game, opponent previews, player profiles, NFL scoreboards, and live interviews with former Cardinal and NFL greats.

"Cardinals Talk," a post-game call-in show, will be hosted by former NFL quarterback Dan Manucci. He will be joined by Hill for analysis.

Radio Network

All Cardinals' games will be heard over a 17-station regional network, anchored by KDUS-AM and KSLX-FM.

The 15 stations comprising the remainder of the network follow.

- ✦ Flagstaff (KWMX, 96.7 FM)
- ✦ Holbrook (KDJI, 1270 AM/KZUA, 92.1 FM)



Gabriel Trujillo



Luis Zendejas

- ✦ Lake Havasu (KNTR, 980 AM)
- ✦ Miami (KIKO, 1340 AM)
- ✦ Prescott Valley (KPPV, 106.7 FM)
- ✦ Sedona (KAZM, 780 AM)
- ✦ Sierra Vista (KTAN, 1420 AM)
- ✦ Thatcher (KATO, 1230 AM)
- ✦ Tuba City (KTBA, 1050 AM)
- ✦ Yuma (KBLU, 560 AM)
- ✦ Window Rock (KHAC, 880 AM)
- ✦ Los Alamos, N. Mex. (KRSN, 1490 AM)
- ✦ Albuquerque, N. Mex. (KDEF, 1150 AM)
- ✦ Henderson, Nev. (KLAV, 1230 AM)

Weekday Radio

Two regular weekday radio shows will be aired on KDUS.

The "Dave McGinnis Show" features the Cardinals' head coach for 30 minutes each Thursday at 7 a.m. after training camp. The show gives fans a chance to interact via phone or e-mail (askcoachmac@cardinals.nfl.com).

"The Big Red Rage," a live team show that includes interaction between fans and players, also previews the upcoming game. During the regular season, the "Rage" airs Fridays from 6–7 p.m. in front of a live audience at Jilly's American Grill at

NFL career rushing king Emmitt Smith, center, is interviewed by KDUS talk show hosts Mike Jurecki, left, and Dale Hellestrae, right. Smith and Hellestrae were teammates in Dallas.





Kent Derdivanis



Doug Plank



Jody Jackson



Mike Jurecki

at Jilly's American Grill at 54th Street and Ray Road in Chandler.

Both shows will be hosted by Pasch.

Preseason Television

AZ-TV, formerly KUSK-TV, has been broadcasting live sports for over 20 years. It will air the Cardinals' four preseason games in prime time for the first time.

The two road games—Saturday, August 16 at San Diego, Thursday, August 28 at Minnesota—will air live. The two home contests—Saturday, August 9 vs. Dallas, Friday, August 22 vs. Chicago—will air via tape delay at 7 p.m. the following days.

The preseason games also will be seen in Tucson (KMSB-TV, FOX, channel 11/KTTU-TV, UPN, channel 18) and Las Vegas (KFBT-TV, channel 33). The latter gives the Cardinals four-game preseason television exposure in the Las Vegas market for the first time.

AZ-TV, the Cardinals' new preseason television partner, currently has a large inventory of sports telecasts, including University of Arizona football, men's basketball, and softball, Arizona State University men's and women's basketball, softball, baseball, and volleyball, Northern Arizona University football and men's basketball, Mountain West Conference football and men's basketball, Big 12 Conference men's basketball, and Phoenix Mercury basketball.

AZ-TV is seen over the air on channel 27. It also is carried by over 40 cable television systems, mostly on channels 13 and 7.

Ancillary Cardinal TV Programming

"Maximum Cardinals By Altel," the team's 30-minute magazine-style show, will air on AZ-TV on Saturday's from 6:30-7:00 p.m. and on KNXV-TV (ABC, channel 15, Phoenix) each Saturday at 11:30 p.m.

Jackson returns to host "Maximum Cardinals By Altel." She will be joined for segments with Pasch and Plank.

KNXV's new 30-minute Sunday night (10:30 p.m.) sports show titled "The Game" will include weekly Cardinal-branded segments throughout the football season. Fouhy is the show's host.

Spanish Radio

KSUN Radio (Radio Fiesta) will be the new home for Spanish-language broadcasts of all Cardinal games.

The Cards became the first professional team in Arizona to offer all games—preseason and regular season, home and road—in Spanish in 2000.

The broadcast team of play-by-play voice Trujillo (play-by-play) and color commentator Zendejas remains intact.

Trujillo and Zendejas also will co-host the first weekday Cardinal Spanish-language radio show. The show will air in front of a live audience from 6-7 p.m. each Friday during the football season from the El Capri Night Club in Phoenix.

Web Site Updates

For the latest Cardinal broadcast information, including schedules, features, and show archives, visit the team's web site, www.azcardinals.com.

Craig Fouhy



Bill Lewis



Eric Hill



Dan Manucci



John Holmberg



Training Camp

The Cardinals annually trek 150 miles north of Phoenix to the cool climate of Flagstaff, Arizona, northern Arizona's largest city located at one of America's highest city elevations, and the excellent facilities of Northern Arizona University (N.A.U.) for the team's preseason training camp.

While Phoenix temperatures range somewhere between hot and hotter in late July and August, the Cardinals benefit from Flagstaff's 7,200-foot altitude that consistently produces daytime temperatures in the upper 70s and low 80s. (On average, summer temperatures in Flagstaff reach 90 degrees only three days per year.)


Flagstaff is situated in the Coconino National Forest, the largest continuous stand of ponderosa pines in the United States. It also serves as the county seat for Coconino County, the second largest county in the nation with 12 million acres.

Flagstaff's name is derived from a tall pine

tree made into a flagpole in 1876 to celebrate the Declaration of Independence Centennial.

The picturesque N.A.U. campus arguably provides the National Football League's most scenic training-camp venue. The Cardinals' three practice fields literally were carved from pine trees with the San Francisco Peaks, the highest points in Arizona at 12,633 feet, serving as a unrivaled backdrop and a photographer's delight.

N.A.U.'s 14,000-seat Walkup Skydome also offers the Cardinals flexibility if the occasional summertime afternoon showers interfere with practice schedules and a venue for their annual intrasquad scrimmage.

The Cardinals situate at the south end of the N.A.U. campus, utilizing the school's dormitories, dining halls, and classroom buildings for their daily regimen. 



Media Directory

Print

Arizona Republic

200 E. Van Buren, Phoenix, AZ 85004, 602/444-8641.
FAX: 444-8686

Kent Somers (B) (kent.somers@arizonarepublic.com)
Andy Bagnato (NFL B)
Tim Tyers (SR)
Dan Bickley (C)
Paola Boivin (C)
Dave Lumia (SE)
Peter Madrid (Asst. SE)

East Valley Tribune

120 W. First Avenue, Mesa, AZ 85210, 480/898-6525.
FAX: 898-6362.

Darren Urban (B) (durban@aztrib.com)
Dan Zeiger (B) (dzeiger@aztrib.com)
Scott Bordow (C)
Silm Smith (SE)
Bob Romantic (Asst. SE)

Arizona Daily Star

4850 S. Park Avenue, Tucson, AZ 85726, 520/573-4145.
FAX: 520/573-4149.

Jack Magruder (SR)
Greg Hansen (C)
James Bennett (SE)

Tucson Citizen

4850 S. Park, Tucson, AZ 85726, 520/573-4635. FAX: 573-4569.
Ken Brazzle (B) (kbrazzle@tucsoncitizen.com)
Corky Simpson (C)
Mike Chesnick (SE)

Arizona Daily Sun

1751 S. Thompson Street, Flagstaff, AZ 86001, 520/556-2260.
FAX: 928/774-4790.

Chris Lang (SE) (clang@azdailysun.com)

Sun City Daily News-Sun

10102 Santa Fe Drive, Sun City, AZ 85351, 623/977-8351. FAX:
623/876-3698.

Rich Bolas (SE)

Yuma Daily Sun

2055 Arizona Avenue, Yuma, AZ 85364, 928/782-6520.
FAX: 782-7369

Ross Priest (SE) (rpriest@yumasun.com)

Prescott Courier

147 N. Cortez, Prescott, AZ 86302, 928/445-3333. FAX: 445-2062.
Dan Beeson (SE)
Steve Stockmar (SR)

Wire Service

Associated Press

505 N. Third Street #120, Phoenix, AZ 85004, 602/258-8934.
FAX: 254-9573

Bob Baum (rbaum@ap.org)
Mel Reisner (mreisner@ap.org)

Radio

♦ **Dave Pasch (PBP)**, Arizona Cardinals, P.O. Box #888, Phoenix, AZ 85284, 602/379-1639.

(dpasch@cardinals.nfl.com or djpimi@aol.com)

♦ **John Mistler (CC)**, 2550 E. Amberwood Drive, Phoenix, AZ 85048, 480/759-0406.

(jmistler@cox.net)

♦ **Kent Derdivanis (Preseason PBP)**, 8019 E. Del Mercurio Drive, Scottsdale, AZ 85258, 480/668-1700.
(derdivanis@cox.net)

♦ **Doug Plank (Preseason CC)**, 12622 E. Paradise Drive, Scottsdale, AZ 85259, 480/860-8795.
(dougplank46@hotmail.com)

KDUS (1060 AM)/KSLX (100.7 FM)

Cardinal flagship KDUS (1060 AM)

1900 W. Carmen, Tempe, AZ 85283, 480/838-0400. FAX: 838-0252.

Henry Lopez (SD)	Don DeBaca (TS)
Mike Jurecki (TS, SC)	Dale Hellestrae (TS)
Gene Aguirre (B)	Steve Swanson (TS)
Bill Lewis (TS)	Tom Zenger (TS)
Evan Andeen (TS)	Angel Vasquez (SP)
Bob Kemp (TS)	

KSLX (100.7 FM)

4343 E. Camelback Road #200, Phoenix, AZ 85018, 480/941-1007.
FAX: 602/808-2288.

KSUN (1400 AM)

Cardinal Spanish-language flagship

714 N. Third Street, Phoenix, AZ 85004, 602/252-1400.

KMVP (860 AM)/KTAR (620 AM)

5300 N. Central Avenue, Phoenix, AZ 85012, 602/274-6200.
FAX: 241-6810.

Craig Grialou (B)	Mitch Otto (SP)
Dave Burns (TS)	Kevin Ray (SD)
Roy Garibaldi (TS)	Tisa Vrabie (PD)
Eric Sorenson (SP)	

XTRA (910 AM)

465 E. Missouri #244, Phoenix AZ 85014, 602/260-9191.
FAX: 650-5275.

Luke Kohler (B)	Joe Nicita (PD)
Mark Asher (TS)	Andrew Babinski (SP)
John Gambodora (TS)	Joe McIntyre (SP)

KFYI (910 AM)

631 N. First Avenue, Phoenix AZ 85003, 602/650-5240.
FAX: 650-5280.

Joe Nicita (PD)

KNIX (1580 AM, 102.5 FM)

600 E. Gilbert Road, Tempe, AZ 85281, 480/966-6236.
FAX: 921-6396.

KNST (940 AM)

3202 N. Oracle Tucson, AZ 85705, 520/618-2100. FAX: 618-2135.
Brian Jeffries (SD)

KFFN (1490 AM)

3438 N. Country Club, Tucson, AZ, 85716, 520/795-1490.
FAX: 327-2260.

Rob Cook (PD)

KFLX (105.1 FM)

Cardinal network affiliate,

112 E. Route 66 #105, Flagstaff, AZ 86001 928/779-1177.
FAX: 928/774-5179.

KVNA (690 AM, 97.5 FM)

2690 Huntington Drive, Flagstaff, AZ 86004, 928/526-2700
FAX: 928/774-5852.

Mike Dougall (SD)

(Media Directory continued on page 456)

Television

AZ-TV (independent, channel 27, cable 13)

Cardinals' preseason flagship

4343 E. Camelback Road #130, Phoenix, AZ 85018, 602/224-0027.
FAX: 602/224-2214.
Brian Sisek (SP)

KSAT-TV (FOX, channel 10)

511 W. Adams Street, Phoenix, AZ 85003, 602/257-1234.
FAX: 262-0435.

Jude LaCava (SD)
Gayle Jansen (SR)
Richard Saenz (SR)
Chris Katsaras (SP)
Jeff Lake (SP)

Fox Sports Net (cable)

One Renaissance Square, 2 N. Central #1700, Phoenix, AZ 85004,
602/257-9500, FAX: 257-0848.

Jody Jackson (SR)
Kevin McCabe (SR)
Sean Mooney (SR)
Steve Wygle (SP)

KPHO-TV (CBS, channel 5)

4016 N. Black Canyon Highway, Phoenix, AZ 85017, 602/264-1000.
FAX: 650-0761.

Chris Corragio (SD)
Gary Cruz (SR)
Jody Isaac (SP)

KPNX-TV (NBC, channel 12)

1101 N. Central Avenue, Phoenix, AZ 85004, 602/257-6630.
FAX: 257-6670.

Mark Curtis (SD)
Tom Zenner (SR)
Bruce Cooper (SR)
Barry Orr (SP)
Derek Togerson (SD)

KNXV-TV (ABC, channel 15)

515 N. 44th Street, Phoenix, AZ 85008, 602/273-1500.
FAX: 685-6363.

Craig Fouhy (SD)
Barry Buetel (SR)
Steve Wilcox (SP)
Glenda Skaltitzky (SP)

KTVK-TV (independent, channel 3)

5555 N. Seventh Avenue, Phoenix, AZ 85016, 602/207-3476.
FAX: 207-3415.

Mike Chamberlin (SR)
Ross Shimabuku (SR)
Brad Cesmat (SR)
John Lewis (SP)
Todd Kelly (SP)

KWBA-TV (WB, channel 58)

3481 E. Michigan, Tucson, AZ 85714, 520/889-5800.
FAX: 889-5855.

Michael Cowman (SD)

KVOA-TV (NBC, channel 4)

209 W. Elm, Tucson, AZ 85705, 520/624-2477, FAX: 884-4644.

Dan Ryan (SD)
Pete Delgado (SR)
Eric Rhodes (SP)

KGUN-TV (ABC, channel 9)

7280 Rosewood, Tucson, AZ 85710, 520/722-5486, FAX: 733-7062.

Dave Silver (SD)
Phil Buehler (SR)

KOLD-TV (CBS, channel 13)

7831 N. Business Park Drive, Tucson, AZ 85743, 520/744-6397.
FAX: 744-5235.

Todd Grishom (SD)
Scott Kilbury (SR)

KMSB-TV (FOX, channel 11)/KTTU-TV (UPN, channel 18)

Cardinal preseason affiliates

1855 N. Sixth Avenue, Tucson, AZ 85705, 520/770-1123.
FAX: 520/629-7185.

KNAZ-TV (NBC, channel 2)

2201 N. Vickey Street, Flagstaff, AZ 86004, 928/526-2232.
FAX: 526-8110.

Cory Williams (SD)

KSWT-TV (CBS, channel 13)

1301 S. Third Avenue, Yuma, AZ 85364, 928/783-1300.
FAX: 928/782-0320.

Mark Blaine (SD)
Rochelle Leaverton (SP)

KYMA-TV (NBA, channel 11)

1385 S. Pacific Avenue, Yuma, AZ 85365, 928/782-4944.
FAX: 928/782-5229.

Rich Garcia (SD)

Codes

B—Beat Reporter

C—Columnist

CC—Color Commentator

SC—Sideline Commentator

PBP—Play-by-Play

SR—Sports Reporter

SD—Sports Director

SE—Sports Editor

SP—Sports Producer

PD—Program Director

TS—Talk Show Host

Road Accommodations

Opponent	Game Site	Travel Date	Game Date	Hotel	Hotel Telephone
San Diego Chargers	Qualcomm Stadium	Fri., Aug. 15	Sat., Aug. 16	Sheraton San Diego Hotel & Marina	619/291-2900
Minnesota Vikings	Metrodome	Wed., Aug. 27	Thurs., Aug. 28	Crown Plaza Northstar Hotel	621/338-2288
Detroit Lions	Ford Field	Sat., Sept. 6	Sun., Sept. 7	Westin Detroit Metropolitan Airport	734/942-6500
St. Louis Rams	Edward Jones Dome	Sat., Sept. 27	Sun., Sept. 28	Adams Mark	314/241-7400
Dallas Cowboys	Texas Stadium	Sat., Oct. 4	Sun., Oct. 5	Omni Dallas Hotel At Park West	972/869-4300
Pittsburgh Steelers	Heinz Field	Sat., Nov. 8	Sun., Nov. 9	Omni William Penn	412/281-7100
Cleveland Browns	Cleveland Browns Stadium	Sat., Nov. 15	Sun., Nov. 16	Cleveland Marriott Downtown At Key Center	216/696-9200
Chicago Bears	Soldier Field	Sat., Nov. 29	Sun., Nov. 30	Hilton Chicago O'Hare Airport	773/686-8000
San Francisco 49ers	3Com Park	Sat., Dec. 6	Sun., Dec. 7	San Mateo Marriott	650/653-6000
Seattle Seahawks	Seahawks Stadium	Sat., Dec. 20	Sun., Dec. 21	Marriott Seattle Waterfront	206/443-5000

We've got him now...

The Cardinals Insider



Mike Jurecki



www.kdus.com

The Valley's Sports Authority

SportingNews
Radio

**Know the score
even when
you're not in
the stands.**



Hey, sports fans. Get the latest news from your favorite teams sent right to your wireless phone with Axxcess Text Messaging. It's wireless technology that's easy to get into. Visit your ALLTEL store or call 1-800-ALLTEL9 to sign up today.*

*Requires capable phone.

axcess»



**ALLTEL is proud to be the
Official Wireless Provider of the
Arizona Cardinals.**

ALLTEL
You got that right.

1-800-ALLTEL9 • www.alltel.com

Wireless • Long Distance • Messaging

2003 Arizona Cardinals Media Guide