



**ARIZONA  
CARDINALS**  
**2008 MEDIA GUIDE**



IS THIS YOUR LUCKY DAY?

There's good luck, and there's having-seats-next-to-a-supermodel-who's-also-a-huge-Cardinals-fan luck.

**Luck like this  
shouldn't be squandered.**

[GilaRiverTourism.com](http://GilaRiverTourism.com)



800-946-4452






More publications available at:

[www.retroseasons.com/library/](http://www.retroseasons.com/library/)

# ARIZONA CARDINALS

## 2008 SEASON SCHEDULE

### PRESEASON

Thu., Aug. 7	NEW ORLEANS SAINTS+		5:00 PM
Sat., Aug. 16	at Kansas City Chiefs		5:00 PM
Sat., Aug. 23	at Oakland Raiders		6:00 PM
Fri., Aug. 29	DENVER BRONCOS		7:00 PM

### REGULAR SEASON

Sun., Sep. 7	at San Francisco 49ers		1:15 PM
Sun., Sep. 14	MIAMI DOLPHINS		1:15 PM
Sun., Sep. 21	at Washington Redskins		10:00 AM
Sun., Sep. 28	at New York Jets		10:00 AM
Sun., Oct. 5	BUFFALO BILLS		1:15 PM
Sun., Oct. 12	DALLAS COWBOYS		1:15 PM
Sun., Oct. 26	at Carolina Panthers		10:00 AM
Sun., Nov. 2	at St. Louis Rams		11:00 AM
Mon., Nov. 10	SAN FRANCISCO 49ERS #		6:30 PM
Sun., Nov. 16	at Seattle Seahawks *		2:05 PM
Sun., Nov. 23	NEW YORK GIANTS *		2:15 PM
Thu., Nov. 27	at Philadelphia Eagles &		6:15 PM
Sun., Dec. 7	ST. LOUIS RAMS *		2:15 PM
Sun., Dec. 14	MINNESOTA VIKINGS *		2:05 PM
Sun., Dec. 21	at New England Patriots *		11:00 AM
Sun., Dec. 28	SEATTLE SEAHAWKS *		2:15 PM

ALL TIMES MST (ARIZONA)

+ Thursday night on ESPN # Monday night on ESPN & Thanksgiving night on NFL Network

\* Subject to flexible scheduling decisions



# TABLE OF CONTENTS

## Cardinals Staff

Directory, Cardinals Staff . . . . .	4-5
Bidwill, William V. (Bio) . . . . .	6
Bidwill, Michael J. (Bio) . . . . .	7
Graves, Rod (Bio) . . . . .	8
Whisenhunt, Ken (Bio) . . . . .	9-11
Coaches, Assistant (Bios) . . . . .	12-32
Personnel/Scouting Staff (Bio) . . . . .	33-39
Athletic Training Staff (Bios) . . . . .	39-42
Equipment Staff (Bios) . . . . .	42-43
Video Staff (Bios) . . . . .	43
Staff Photos . . . . .	44-48

## The Players

Veterans (Bios) . . . . .	50-225
Roster, 2008 . . . . .	226
Draft Choices, 2008 (Bios) . . . . .	227-236
Rookie Free Agents, 2008 (Bios) . . . . .	237-244

## 2007 In Review

Final Statistics, 2007 . . . . .	246-247
Defensive Statistics, 2007 . . . . .	248
Defensive Summaries, 2007 . . . . .	249-250
Starting Lineups, 2007 . . . . .	251
Game-By-Game Offense/Defense, 2007 . . . . .	252-253
Game Summaries, 2007 . . . . .	254-261
Player Participation, 2007 . . . . .	262-263
Miscellaneous Stats, 2007 . . . . .	264

## Records

Rushing Yards, Single-Game Bests . . . . .	266-267
Passing Yards, Single-Game Bests . . . . .	267
Receiving Yards, Single-Game Bests . . . . .	267
Sacks, Single-Game Bests . . . . .	267
Longest Runs . . . . .	268
Longest Passes . . . . .	268-269
Longest Punts . . . . .	269
Longest Punt Returns . . . . .	269
Longest Kickoff Returns . . . . .	269
Longest Interception Returns . . . . .	269
Longest Fumble Returns . . . . .	269
100-Yard Rushing Games . . . . .	270
100-Yard Receiving Games . . . . .	271-272

## Records (cont.)

300-Yard Passing Games . . . . .	273
Scoring, Individual Records . . . . .	274-275
Rushing, Individual Records . . . . .	276-277
Passing, Individual Records . . . . .	278-280
Receiving, Individual Records . . . . .	280-282
Combined Yardage, Individual Records . . . . .	282
Interceptions, Individual Records . . . . .	282-283
Sacks, Individual Records . . . . .	283
Punting, Individual Records . . . . .	284
Punt Returns, Individual Records . . . . .	284-285
Kickoff Returns, Individual Records . . . . .	286
Fumbles, Individual Records . . . . .	287
Longevity, Individual Records . . . . .	287
Scoring, Team Records . . . . .	288-289
First Downs, Team Records . . . . .	289-290
Total Yards, Team Records . . . . .	290
Rushing, Team Records . . . . .	291
Passing, Team Records . . . . .	291-293
Interceptions, Team Records . . . . .	293
Penalties, Team Records . . . . .	293
Punting, Team Records . . . . .	294
Punt Returns, Team Records . . . . .	294
Kickoff Returns, Team Records . . . . .	294-295
Fumbles, Team Records . . . . .	295
Miscellaneous, Team Records . . . . .	295
Cardinals In The Playoffs . . . . .	296
Postseason Records (Indiv. & Team) . . . . .	296-298

## History

History of Franchise . . . . .	300-305
Williams Joins Ring of Honor . . . . .	306-307
All-time Roster, Alphabetical . . . . .	308-317
All-time Roster, Numerical . . . . .	318-329
Retired Jerseys . . . . .	330
Annual Results . . . . .	331
All-time Results/Stats, Year-By-Year . . . . .	332-380
Preseason Results, All-Time . . . . .	381-385
All-Time Preseason Results . . . . .	385
Team-By-Team Results . . . . .	386-391
Statistical Leaders, Year-By-Year . . . . .	392-396
Turnover Differentials, Year-By-Year . . . . .	397
Shutouts (Cardinals And Opponents) . . . . .	398-399

**History (cont.)**

Two-Point Conversions, All-Time . . . . . 399  
 Defensive Touchdowns, All-Time . . . . . 400-401  
 Special Teams Touchdowns, All-Time . . . . . 401  
 Quarterback Information, All-Time. . . . . 402  
 Prime Time Games. . . . . 403  
 Thanksgiving Game Results . . . . . 404  
 Hottest/Coldest Games . . . . . 404  
 Head Coaches, All-Time . . . . . 405  
 Assistant Coaches, All-Time . . . . . 405-406  
 Ring Of Honor . . . . . 407-408  
 Pro Bowl Information . . . . . 409-410  
 Player Of The Week Selections. . . . . 411  
 Overtime Games . . . . . 412-413  
 Postseason Awards . . . . . 414-417  
 Last Time . . . . . 418-420  
 First-Round Choices, All-Time . . . . . 421  
 Draft History, All-Time. . . . . 421-427  
 Draftees By School . . . . . 427

**Miscellaneous**

NFL 2008 Schedule, Week-By-Week . . . . . 430-432  
 Flex Scheduling . . . . . 433  
 NFL Policy For Retractable Roofs. . . . . 433  
 Cardinals Charities . . . . . 434-435  
 Cards In The Community . . . . . 436-437  
 About Univ. of Phoenix Stadium . . . . . 438-445  
 Univ. Of Phoenix Stadium Seating . . . . . 446  
 Univ. Of Phoenix Stadium Parking . . . . . 447  
 Cheerleaders. . . . . 448  
 Big Red. . . . . 448  
 Broadcasting Information. . . . . 450-451  
 NFL Contacts . . . . . 452  
 Training Facility . . . . . 453  
 Training Camp Information. . . . . 454  
 Index . . . . . 455-456

**EN MEMORIAM  
 ADELE HARRIS**

Adele Harris, a 26-year Cardinals employee and the first minority female executive in the National Football League passed away on Friday, November 16, 2007 in Gilbert, AZ. She was 65 years old.

Originally from Chicago, Harris was raised in St. Louis and joined the Cardinals in 1971 as an assistant in the public relations department. She left the club in 1974 to pursue a college education, then returned in 1978 with a degree in business management and served as the team's Director of Community Relations from 1980 until her retirement in 2001.

One of the crowning achievements of her career was her work with the Arizona NFL Youth Education Town (YET) Center, opened in South Phoenix in 1998. There are now 15 YET Centers in 12 cities: Atlanta, Detroit, Fort Lauderdale, Honolulu, Houston (2), Jacksonville, Los Angeles, Miami, New Orleans, Phoenix, San Diego (2) and Tampa (2). The Center operates as an educational and recreational facility the NFL has established in Super Bowl host cities to positively enhance opportunities for at-risk children. Harris' selfless work with the Arizona YET Center culminated with the playing field being named in her honor.

"Adele was an integral part of the Cardinals organization for over a quarter of a century and was so much more than simply an employee," said Cardinals owner Bill Bidwill. "She truly treated everyone - particularly our players - like they were her own family and if ever the term 'people person' fit someone, it was Adele. We are all saddened by the news of her passing but know that her memory lives on through the countless individuals whose lives she has enriched."



**CARDINALS DIRECTORY****Executive Staff**

William V. Bidwill	Owner
Michael J. Bidwill	President
William V. Bidwill, Jr.	Vice President
Rod Graves	General Manager
Ron Minegar	Executive Vice President/ Chief Operating Officer
Adrian Bracy	Chief Financial Officer
Melissa Gaspard	Executive Assistant/Paralegal
Greg Gladysiewski	Special Projects
Lisa Mardeusz	Executive Assistant
Patricia McQuivey	Executive Assistant

**Coaching Staff**

Ken Whisenhunt	Head Coach
Russ Grimm	Assistant Head Coach/Offensive Line
Clancy Pendergast	Defensive Coordinator
Todd Haley	Offensive Coordinator
Kevin Spencer	Special Teams Coordinator
Ron Aiken	Defensive Line
Teryl Austin	Defensive Backs
Maurice Carthon	Running Backs
Rick Cockright	Assistant Defensive Backs
Bill Davis	Linebackers
Freddie Kitchens	Tight Ends
John Lott	Strength and Conditioning
Mike Miller	Wide Receivers
Matt Raich	Defensive Quality Control
Jeff Rutledge	Quarterbacks
Dedric Ward	Offensive Quality Control

**Football Operations**

Rod Graves	General Manager
Jason Licht	Personnel Executive
Steve Keim	Director, Player Personnel
Reggie Terry	Director, Football Administration
George Belu	Scout
Mike Boni	Scout
Malik Boyd	Scout
Don Corzine	Scout
Dru Grigson	Scout
Jerry Hardaway	Scout
Quentin Harris	Scout
Dave Razzano	Scout
Pete Atosi	Strength and Conditioning Assistant
Justin Casey	Football Administration/Salary Cap
Debbie Stewart	Executive Assistant
Cindy Krawczyk	Assistant to Head Coach
Barbara Gill	Administrative Assistant, Coaching

**Athletic Training/Medical**

John Omohundro	Senior Advisor Sports Medicine
Tom Reed	Head Athletic Trainer
Jim Shearer	Assistant Athletic Trainer
Jeff Herndon	Assistant Athletic Trainer
Freddie Carabajal	Assistant Athletic Trainer
Dr. Michael Lee	Team Physician (Orthopedist)
Dr. Michael Dersam	Team Physician (Orthopedist)
Dr. Michael Brennan	Team Physician (Orthopedist)
Dr. Wayne Kuhl	Team Physician (Internist)
Dr. Jeff Nebelsieck	Team Physician (Internist)
Dr. Stan Shorb	Team Ophthalmologist
Dr. Harvey Lester	Team Dentist

**Athletic Training/Medical (cont.)**

Dr. Dan Blackwood	Neuro-Psychologist
Rich Elsner	Physical Therapist
Robyn DeBell MS RD	Team Nutritionist

**Equipment**

Mark Ahlemeier	Equipment Manager
Steve Christensen	Asst. Equipment Manager
Chris Janczewski	Equipment Coordinator

**Video**

Robert Brakel	Video Director
Jeff Gonzalez	Video Assistant
Ryan Devlin	Video Intern

**Community Relations**

Luis Zendejas	Senior Director, Community Relations
Sheldon Meeks	Community Relations Coordinator
Pat Tankersley	Director, Cardinals Charities
Mo Streeby	Youth Football Coordinator
Estelle Moreno	Administrative Assistant

**Finance**

Adrian Bracy	Chief Financial Officer
Greg Lee	Senior Director, Finance
Miriam Carlson	Director, Financial Planning & Analysis
Judy Maloney	Senior Accountant
Theresa Miller	Accountant
Donna Yalowizer	Accountant
Karen Sisley	HR Coordinator/Payroll
Marie Jay	Accounts Payable
D'Ann Jordan	Executive Assistant

**Information Services**

Mark Feller	Vice President, Technology
James Novy	Network Administrator
Ben Miller	System Engineer
Carter Tamblyn	Database Analyst

**Media Relations**

Mark Dalton	Vice President, Media Relations
Chris Melvin	Media Relations Manager
Mike Helm	Media Relations Coordinator
Nate LoCascio	Media Relations Assistant
Amber Kelley	Administrative Assistant

**Operations and Maintenance**

John Drum	Vice President, Stadium Operations
Ryan Odenwald	Stadium Operations Coordinator
Stefan Gunther	Superintendent
Stephen Munchinsky	Assistant Superintendent
Tim Peterson	Turf Manager
Kore Higuchi	Assistant Turf Manager
Bob Schindler	Assistant Turf Manager
Andrew Levy	Turf Specialist

**Player Development**

Anthony Edwards	Senior Director, Player Development
-----------------	-------------------------------------

**Marketing**

Lisa Manning	Vice President, Marketing
Erica Anderson	Senior Manager, Corporate Partner Services
Cari Belanger-Maas	Senior Manager, Loft and Guest Relations

**Marketing (cont.)**

Orlando Avila . . . . . Manager, Marketing and Broadcast Services  
 Shawn Clark . . . . . Broadcast Services Coordinator  
 Darren Urban . . . . . Website Manager  
 Kate Brandt . . . . . Website Coordinator  
 Wendy Cooley . . . . . Entertainment Coordinator  
 Scott Gavin . . . . . Mascot Coordinator  
 Gianna Piccione . . . . . Corporate Partner Services Coordinator  
 Heather Karberg . . . . . Director, Cardinals Cheerleaders  
 Bill Lewis . . . . . Manager, Alumni Relations  
 Rolando Cantu . . . . . Manager, International Business Ventures  
 Michael Seiden . . . . . Website Intern

**Broadcasting**

Jim Omohundro . . . . . Broadcast Manager/Producer  
 Mike Dowling . . . . . Broadcast Coordinator/Producer  
 Jonathan Hayward . . . . . Broadcast Coordinator/Producer  
 Dave Pasch . . . . . Radio Play-by-Play  
 Ron Wolfley . . . . . Radio Analyst

**Scoreboard**

Michael Conner . . . . . Video and Scoreboard Operations Manager  
 Randy Cousar . . . . . Scoreboard Engineer  
 Shane Gavin . . . . . Audio Engineer

**Business Development**

Steve Ryan . . . . . Vice President, Business Development  
 Michael Iaquina . . . . . Senior Manager, Business Development  
 Adam Turner . . . . . Senior Manager, Business Development  
 Pam Craven . . . . . Manager, Business Development  
 Rich Tomey . . . . . Manager, Business Development  
 John Misch . . . . . Account Executive, Business Development  
 Nick Ralston . . . . . Account Executive, Business Development  
 Heather Lucas . . . . . Administrative Assistant

**Box Office**

Steve Bomar . . . . . Senior Director, Ticketing  
 Scott Bull . . . . . Box Office Manager (Tempe)  
 Ryan Funk . . . . . Box Office Manager (Glendale)  
 Rachel Baderman . . . . . Ticket Office Representative  
 Kim Fortney . . . . . Ticket Office Representative  
 Kayla Sanchez . . . . . Ticket Office Representative  
 Lara Wroblewski . . . . . Ticket Office Representative  
 Jimmy Zepa . . . . . Ticket Office Representative

**Ticket Sales & Service**

Jamie Brandt . . . . . Senior Director, Ticket Sales  
 Steve Carlson . . . . . Account Executive, Ticket Sales  
 Kim Cruz . . . . . Account Executive, Ticket Sales  
 Kori Dixon . . . . . Account Executive, Ticket Sales  
 Randall McCluskey . . . . . Account Executive, Ticket Sales  
 Jeff Orenstein . . . . . Account Executive, Ticket Sales  
 Bobbi Sunde . . . . . Account Executive, Ticket Sales  
 Bryan Tompkins . . . . . Account Executive, Ticket Sales  
 Sean Twohy . . . . . Account Executive, Ticket Sales

**Security**

Rick Knight . . . . . Vice President, Security

**Administrative and Support Staff**

Kami Lester . . . . . Receptionist

**Team Shop**

Percy Silva . . . . . Merchandise Manager (FMI)

**QUICK REFERENCE**



**ARIZONA CARDINALS**

**Mailing Address**

P.O. Box #888  
 Phoenix, AZ 85001-0888

**Street Address**

8701 S. Hardy Drive  
 Tempe, AZ 85284-2800

**University of Phoenix Stadium**

One Cardinals Drive  
 Glendale, AZ 85305

**Administrative Offices**

Switchboard . . . . . 602/379-0101  
 Administrative FAX . . . . . 602/379-1819  
 Media Relations FAX . . . . . 602/379-1821  
 Marketing FAX . . . . . 602/379-1772

**Tickets**

Ticket Office . . . . . 602/379-0102  
 800/999-1402  
 Ticket FAX . . . . . 602/379-1773  
 Ticketmaster (Game) . . . . . 480/784-4444  
 520/321-1000  
 Ticketmaster Web Site . . . . . www.ticketmaster.com

**Training Camp**

**Pine Ridge Village  
 Northern Arizona University  
 Flagstaff, AZ 86011**

Administrative Offices . . . . . 928/523-1818  
 Media Relations . . . . . 928/523-1855  
 928/523-1856  
 Media Relations FAX . . . . . 928/523-1830  
 Media Work Room . . . . . 928/523-1885  
 928/523-1886  
 Fan Hotline . . . . . 928/523-2273 (Statewide)  
 602/379-1714 (Phoenix)

[www.azcardinals.com](http://www.azcardinals.com)



## WILLIAM V. BIDWILL

**COLLEGE:** Georgetown  
**HOMETOWN:** Chicago, IL

### OWNER

William V. Bidwill's association with the Cardinals began as a child ball boy on Chicago's South Side and continues today as owner.

A native of Chicago, Bill Bidwill presides over the oldest continuously-operated professional football franchise. Founded in 1898, the Cardinals join the Chicago Bears as the only two remaining charter members of the National Football League (1920).

The Cardinals have remained in the Bidwill family since Bill's father, Charles, a prominent Chicago sports figure and member of the Pro Football Hall of Fame, purchased the team in 1932. Charles ran the club until his death in the Cardinals' NFL championship year of 1947. Charles' wife, Violet, then guided the franchise's fortunes for the next 15 years, followed jointly by sons Bill and Charles, Jr. (Stormy). Bill became sole owner in 1972.

Named a Cardinal vice president during his undergraduate days at Georgetown University, Bill Bidwill returned to Chicago from the Navy in 1956 to begin assisting family interests that included football. When the Cardinals moved to St. Louis in 1960, Bidwill returned to the organization on a full-time basis.

The 77-year-old Bidwill remains involved in all areas of the Cardinals' day-to-day operation. He operates the organization in south Tempe, Arizona from its award-winning training facility the team has called home since construction was completed in September, 1990. In August of 2006, the team opened the state-of-the-art University of Phoenix Stadium, which gave the 100+ year old franchise its first true home.

Arizona hosted its second Super Bowl when the game was played at University of Phoenix Stadium in February of 2008. Bidwill was also credited with his leading role in bringing Super Bowl XXX to Arizona on January of 1996.

An active supporter of various civic and charitable organizations and endeavors, Bidwill directed the formation of Cardinals Charities, the team's organization dedicated to supporting worthy Arizona causes, shortly after the Cardinals arrived in the state.

Bidwill is co-chair of the Board of Trustees for the Bert Bell/Pete Rozelle Player Benefit Plan. In August of 2007 he was named to the Board of Trustees for the Pro Football Hall of Fame, the governing body of the Canton-based organization.

Bidwill and his wife, Nancy, are the parents of five children and have nine grandchildren.



Bidwill and NFL Commissioner Roger Goodell at an October, 2007 Cardinals home game.



## MICHAEL BIDWILL

**COLLEGE:** St. Louis University

**HOMETOWN:** St. Louis, MO

**CARDINAL SEASON:** 13th

### PRESIDENT

After practicing law for six years as a federal prosecutor, Michael Bidwill joined the organization in 1996 as the team's Vice President/General Counsel and today serves as President.

In that time, he has not only taken on an ever-increasing role in guiding the Cardinals but in the National Football League and the greater Phoenix business community as well. In 2007, NFL Commissioner Roger Goodell appointed Michael to the league's Business Ventures Committee, one of the NFL's most prominent. In September of 2008, he takes over as Chair of the influential Greater Phoenix Economic Council (GPEC). He is also a member of Greater Phoenix Leadership (GPL), an organization composed of the region's top business and civic leaders.

Michael is also a member of the NFL Security Advisory Group, a committee of eight club executives that oversees and develops best security practices for NFL facilities. He additionally serves on Arizona's Super Bowl Host Committee which successfully staged Super Bowl XLII at University of Phoenix Stadium last February and will seek to bring the game back to the state.

Among his most prominent roles with the Cardinals has been the development of University of Phoenix Stadium, a project that he spearheaded from its inception through its August 2006 opening and which continues today. The venue has received worldwide acclaim for its distinctive architecture and cutting-edge design. Even before it opened, it was selected by BusinessWeek as one

of the 10 most impressive sports facilities in the world and it has been named the NFL's top facility each of the last two years by a SportsBusiness Journal readers survey.

Strong community involvement has been a hallmark of Bidwill's tenure with the Cardinals and a particular emphasis has been placed the value of youth sports. That awareness was recognized in 2005 when the Cardinals were selected as the NFC recipient of the "2005 Pop Warner NFL Team of the Year" for their commitment to the development of youth football in the Arizona area. Two years earlier, that same organization presented Michael with the Glenn S. "Pop" Warner Award, presented annually by the national youth football organization to an individual who has achieved excellence in athletics, scholarship, and life's endeavors with integrity and humanity.

A licensed pilot and flying enthusiast, Bidwill also donates his time and resources as a volunteer for "Flying Samaritans," a group of volunteers including doctors and other medical personnel who offer free medical clinics in Mexico.

From 1990-96, Bidwill was a federal prosecutor in Phoenix where he specialized in homicide and other violent crime cases. He also directed three task forces, including the FBI's gang task force on the Navajo Indian Reservation in northeast Arizona.

Bidwill earned a bachelor of science degree in finance from St. Louis University in 1987 and in 1990 earned a law degree from Catholic University in Washington, D.C.



Bidwill with all-time Cardinal great and 2007 Pro Football Hall of Fame inductee Roger Wehrli.



## ROD GRAVES

**COLLEGE:** Texas Tech  
**HOMETOWN:** Houston, TX  
**CARDINAL SEASON:** 12th  
**NFL SEASON:** 25th

### GENERAL MANAGER

Rod Graves begins his 12th season with the Cardinals and his 25th season in the National Football League. He joined the Cardinals in June of 1997 as Assistant to the President. Graves was promoted to the position of Vice President of Football Operations following the 2002 season and the 2008 campaign will be his second as the team's General Manager.

Graves, 49, is responsible for all facets of the Cardinals' football operations. He has provided leadership in hiring, planning, budgeting, player acquisitions, negotiations, and scouting. Graves has represented the Cardinals on a number of NFL committees and currently serves on the board of directors of National Football Scouting, Inc. and National Invitational Camp, Inc. (Indy Combine).

In June of '08, Graves was named to the NFL's new General Managers Advisory Committee. The 11-member group provides advice and other feedback to the league's Football Operations Department.



Consistent with the Cardinals efforts to become champions in the community, Rod and his wife Dreaina, devote their time and resources to supporting Cardinals Charities, The United Way, and The American Diabetes Association.

A native of Houston, TX, Rod began his career in professional football in 1982 as a regional scout for the Philadelphia Stars of the United States Football League. He joined the National Football League in 1984 as a regional scout for the Chicago Bears, a position he held until promoted to director of college scouting in 1993. He was promoted in 1994 to director of player personnel.

Rod is a graduate of Texas Tech University. He is also the son of the late Jackie Graves, former player personnel executive of the Philadelphia Eagles.

Rod and Dreaina reside in Phoenix with their three children: daughters, Brittany & Taylor, and son, Joshua.

## 2008 NATIONAL FOOTBALL LEAGUE CALENDAR

June 29-July 2	— NFL Rookie Symposium, Carlsbad, California	Aug. 7-11	— First preseason weekend
Late July	— Training camps open	Aug. 7	— Arizona Cardinals open preseason vs. New Orleans
July 22	— Signing period ends at 4:00 PM ET for unrestricted free agents who received June 1 tender	Aug. 26	— Roster cutdown to a maximum of 75 players
July 23	— Arizona Cardinals report to training camp in Flagstaff, Arizona	Aug. 30	— Roster cutdown to a maximum of 53 players
Aug. 3	— Pro Football Hall of Fame Game, Canton, Ohio (Indianapolis vs. Washington)	Sept. 4-8	— Kickoff 2008 weekend
		Sept. 7	— Arizona Cardinals open 2007 season at San Francisco
		February 1, 2009	— Super Bowl XLIII, Raymond James Stadium, Tampa, FL



# KEN WHISENHUNT

**COLLEGE:** Georgia Tech  
**HOMETOWN:** Atlanta, GA  
**DOB:** February 28, 1962  
**CARDINAL SEASON:** 2nd  
**NFL SEASON:** 12th

## HEAD COACH

### NOTE CARDS

- Became an NFL head coach for the first time when hired by Arizona on January 14, 2007; he came to the Cardinals with 10 years of experience as an NFL assistant coach and also played nine seasons in the league as a tight end/H-Back.
- The Cardinals posted an 8-8 mark in year one under Whisenhunt, the team's best record since going 9-7 in 1998.
- Arizona's three-win improvement in '07 was the largest of any of the NFL's five teams with first-year head coaches.
- The Cardinals also went 6-2 at home for their best home mark since going 6-1 in 1976; they set a franchise record for passing TDs in a season (32) and their point total of 404 was the second-highest in team history.
- In 2007, Arizona played an NFL-high 12 games decided by eight points or fewer (6-6) and six decided by a FG or less (3-3).
- Before coming to AZ, Whisenhunt spent the previous six seasons with the Steelers. For the first three he was tight ends coach and then was offensive coordinator for three, helping the team earn a victory in Super Bowl XL.
- Previously coached at the pro level with the Jets (2000), Browns (1999) and Ravens (1997-98); began his coaching career in the collegiate ranks with Vanderbilt (1995-96).
- Was selected in the 12<sup>th</sup> round of the 1985 NFL Draft by Atlanta; went on to play nine NFL seasons with the Falcons (1985-88), Redskins (1989-90), and Jets (1991-93).
- Entered Georgia Tech as a walk-on and finished career ranked second on the school's all-time receiving yardage list and fourth in career receptions; earned degree in civil engineering.

Ken Whisenhunt was named Arizona's head coach on January 14, 2007 when he signed a four-year contract with a team option for a fifth.

In his first year, he led Arizona to its best record in 10 years (8-8) and the team recorded a 6-2 mark at home, its best since 1976. Year one had its share of excitement and last-second finishes.

Seven of the season's first eight games were decided by seven points or fewer and in all, the Cardinals played an NFL-leading 12 games decided by eight or fewer (six by a field goal or less).

In 2007, the Cardinals set a franchise record for passing TDs (32) and recorded the second-highest season point total in team history with 404 (423 in 1984).

Arizona's 94.0 scoring percentage inside the red zone was #2 in the NFL (New England 94.4%).

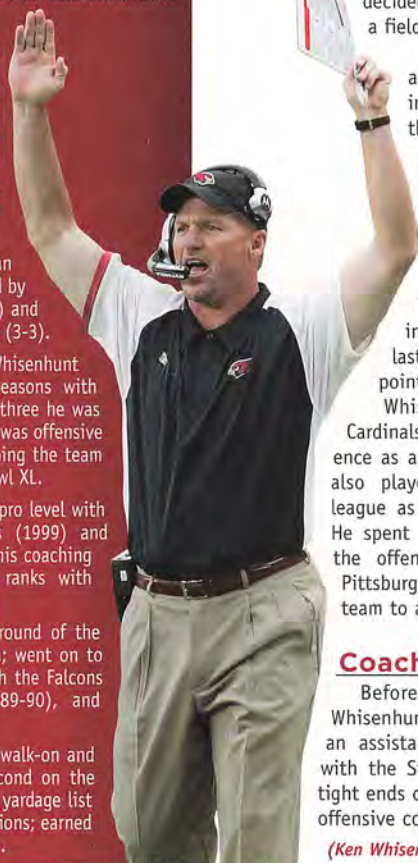
The team scored 20+ points in 12 games (including the last eight in a row) and 30+ points in six contests.

Whisenhunt came to the Cardinals with 10 years of experience as an NFL assistant coach and also played nine seasons in the league as a tight end and H-Back. He spent the last three seasons as the offensive coordinator for the Pittsburgh Steelers and helped the team to a victory in Super Bowl XL.

### Coaching Career:

Before coming to Arizona, Whisenhunt served six seasons as an assistant on Bill Cowher's staff with the Steelers, the first three as tight ends coach and the last three as offensive coordinator.

*(Ken Whisenhunt continued on page 10)*



*(Ken Whisenhunt continued from page 9)*

In his first year as coordinator, the Steelers rushing attack improved from 31st to 2nd and the overall offense ranked 16th behind rookie QB Ben Roethlisberger. His second year ended with an NFL title after the Steelers offense averaged 26.8 points per game in the playoffs. Pittsburgh's 2006 offense ranked 7th overall (9th passing and 10th rushing).

Whisenhunt took over as Pittsburgh's offensive coordinator in 2004 when Mike Mularkey became head coach of the Buffalo Bills. That was the same year the team drafted Roethlisberger and the rookie QB went on to set an NFL record with wins in his first 13 career starts en route to Offensive Rookie of the Year honors. The next season he became the youngest QB in NFL history to win a Super Bowl and finished third in the league in passer rating (98.6).

Whisenhunt joined the Steelers in January of 2001 as tight ends coach when Mularkey was elevated from that position to offensive coordinator. He previously coached at the pro level with the New York Jets (tight ends, 2000), Cleveland Browns (special teams, 1999) and Baltimore Ravens (tight ends, 1997-98). He began his coaching career in the collegiate ranks with Vanderbilt for two seasons (1995-96).

## Playing Career:

Whisenhunt was drafted in the 12th round of the 1985 NFL Draft by Atlanta out of Georgia Tech. He went on to play nine NFL seasons with the Falcons (1985-88), Redskins (1989-90), and Jets (1991-93). In 74 career games (37 starts), he caught 62 passes for 601 yards and six touchdowns.

After going to Georgia Tech as a walk-on, he finished his college playing career ranked second on the Yellow Jackets' receiving yardage list (1,264 yards) and fourth in career receptions (82). He was a consensus All-ACC and honorable mention All-America selection as a senior in 1984 when he averaged 19.1 yards-per-catch.

## Personal:

Born February 28, 1962 in Atlanta, GA, Whisenhunt was raised in Augusta and is a graduate of Richmond Academy. He earned a degree in civil engineering from Georgia Tech. Ken and his wife, Alice, have two children - son, Kenneth, Jr. (17) and daughter Mary Ashley (15).

## LINKS TO SUCCESS

Few places are so singularly known for one thing as Ken Whisenhunt's hometown of Augusta, GA is with the sport of golf.

Growing up in Augusta and not liking golf would be like living in Nashville and not liking country music or Philadelphia and not liking cheesesteaks.

"Golf is such an important part of the city's culture," says Whisenhunt, who was born in Atlanta but raised in the city that is home to the Augusta National Golf Club and the Masters.

Like many Augusta residents, Whisenhunt worked the tournament as a teenager. "I worked on the scoreboard. It was one of those with the panels that you would have to pull down, push in the square and then push it back up and in. You always got excited when you put up those birdies and wait for the crowd to react."

An avid golfer, he's also had the opportunity to play the course on several occasions and last April attended the Masters for the first time in 15 years. Two weeks later, he had the chance to play the course and shot an even par 72. That round included an eagle on the par 4 11th hole, the first of the three holes that make up the course's famed "Amen Corner."

After concluding his nine-year NFL Playing career in 1993, Whisenhunt took a year off and played a lot of golf. In fact, that year he played in the 1994 U.S. Mid-Amateur at Hazeltine. Says Whisenhunt, "I shot a big number the first day, a better number the second, and I didn't make it to match play."

Not long after that, he left the links and embarked upon his coaching career, a profession that doesn't provide much time or opportunity for golf.

His career-best score is a 65 and he has made two holes in one over the years. (That doesn't include another tee shot on a par three that found the bottom of the cup but since it came after his first ball went out of play, he recorded a three on the hole).

In comparing golf and football, Whisenhunt says, "The one thing that's very similar is consistency. If you have a consistent swing and other aspects of your golf game, you're going to score well. And in football a lot of your success is tied to your approach. If you know what you want to do and consistently prepare and execute, you'll have success."



## KEN WHISENHUNT COACHING BREAKDOWN

Year	School/Team	Position
1995-96	Vanderbilt	Special Teams/Tight Ends
1997-98	Baltimore Ravens	Tight Ends
1999	Cleveland Browns	Special Teams
2000	New York Jets	Tight Ends
2001-03	Pittsburgh Steelers	Tight Ends
2004-06	Pittsburgh Steelers	Offensive Coordinator
2007-	Arizona Cardinals	Head Coach

## NFL PLAYING CAREER

Year	Team	Position
1985-88	Atlanta Falcons	Tight End/H-Back
1989-90	Washington Redskins	Tight End/H-Back
1991-93	New York Jets	Tight End/H-Back

## THROWN INTO THE FIRE

No matter what challenges lay ahead for Ken Whisenhunt in his career as an NFL head coach, none could be as daunting as what he faced in his collegiate playing debut.

On November 8, 1980, Whisenhunt was a true freshman, walk-on wide receiver/defensive back on a 1-7 Georgia Tech team that hosted undefeated and #1 ranked Notre Dame. "I don't know how many Division I-A teams there were in the country," Georgia Tech head coach Bill Curry later said, "But if there were 110, we were #110."

On the game's second drive, Yellow Jackets starting QB Mike Kelley was forced from the game. Unbeknownst to Whisenhunt, the back-up QB was also not available, leaving Georgia Tech with very few options at QB. The one Curry went with was the 18-year-old from Augusta (listed in the game program as a 6-3, 190-pound receiver) who had played some high school QB but had never taken a college snap at any position.

With 5:16 to play in the first quarter of a scoreless game, Whisenhunt was not only forced to take over against the nation's #1 team but after an Irish punt, his first college snap would come from his own 5-yard line.

After Tech ran three times and failed to produce a first down on his first series, senior guard Ben Utt gave Whisenhunt a small piece of advice: "You're going to have to speak up in the huddle, we can't hear you."

Whisenhunt also remembers his first pass clearly. "It was a little roll-out to the left and I let it go," he said. "It was a beautiful spiral. The only problem was it landed five rows deep in the bleachers."

Whisenhunt eventually settled down, though he didn't get the chance to put up gaudy passing numbers. He completed three of his five pass attempts for 29 yards, the bulk of which came on a 23-yarder to fellow freshman Jeff Keisler that set up a Georgia Tech field goal in the second quarter.

Hampering his statistical performance may have been the fact that he played through a stress fracture in his leg that went unnoticed until after the game.

Notre Dame kicked a game-tying field goal with a little over four minutes to play denied Tech the upset win but they did hold on for the surprising 3-3 tie.

Whisenhunt's leg injury kept him from playing any more that season and while he did see a little time at QB the following year, he eventually migrated full-time to the tight end/H-back position that he played for nine years in the NFL.

Still, the lessons from that 3-3 tie against the nation's #1 team stay with Whisenhunt to this day.

"It taught me from a team perspective that if you play together, you can compete with anyone," he said. "From a personal perspective, it taught me to never give up on what you believe and if you surround yourself with the right people, you can succeed."





## RUSS GRIMM

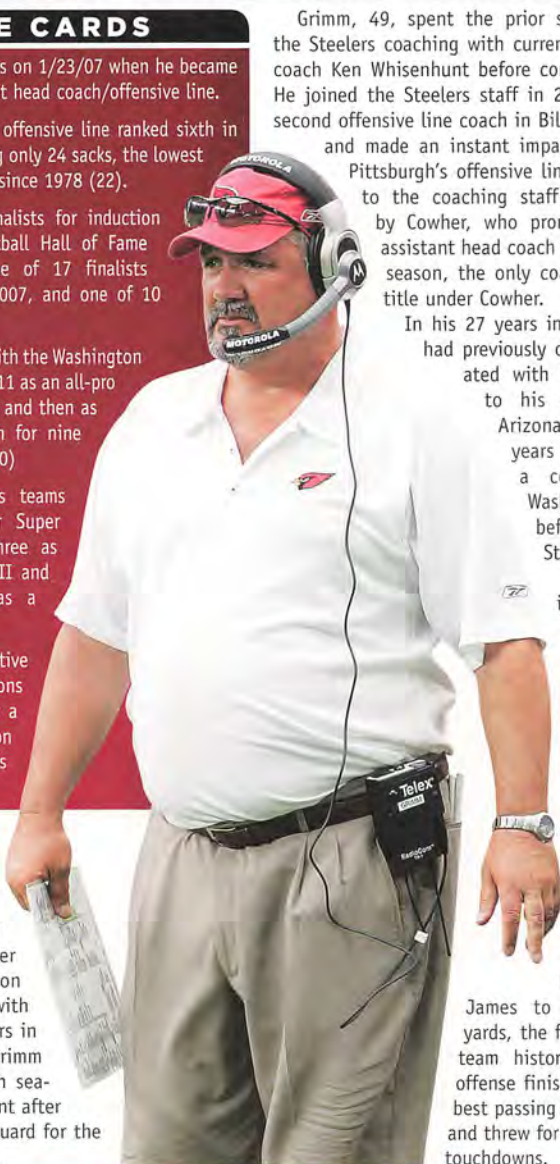
**COLLEGE:** Pittsburgh  
**HOMETOWN:** Scottsdale, PA  
**DOB:** May 2, 1959  
**CARDINAL SEASON:** 2nd  
**NFL SEASON:** 17th

### ASSISTANT HEAD COACH/OFFENSIVE LINE

#### NOTE CARDS

- Joined the Cardinals on 1/23/07 when he became the team's assistant head coach/offensive line.
- In 2007, Arizona's offensive line ranked sixth in the NFL by allowing only 24 sacks, the lowest total for the team since 1978 (22).
- Was among 17 finalists for induction into the Pro Football Hall of Fame in 2008, was one of 17 finalists for induction in 2007, and one of 10 finalists in 2006.
- Spent 20 seasons with the Washington Redskins, the first 11 as an all-pro lineman (1981-91) and then as an assistant coach for nine seasons (1992-2000)
- In his career, his teams have earned four Super Bowl victories. Three as a player (XVII, XXII and XXVI) and one as a coach (XL).
- Earned four consecutive Pro Bowl selections (1983-86) and was a first-team selection to the NFL's 1980's all-decade team.

Russ Grimm begins his second season with the Cardinals as the assistant head coach/offensive line after joining the team on 1/23/07. Previously with the Pittsburgh Steelers in the same capacity, Grimm is beginning his 17th season as an NFL assistant after playing 11 years at guard for the Washington Redskins.



Grimm, 49, spent the prior six seasons with the Steelers coaching with current Cardinals head coach Ken Whisenhunt before coming to Arizona. He joined the Steelers staff in 2001 as only the second offensive line coach in Bill Cowher's tenure and made an instant impact in developing Pittsburgh's offensive line. Grimm's value to the coaching staff was recognized by Cowher, who promoted Grimm to assistant head coach prior to the 2004 season, the only coach to hold that title under Cowher.

In his 27 years in the NFL, Grimm had previously only been associated with two teams prior to his appointment in Arizona. He spent 20 years as a player and a coach with the Washington Redskins before joining the Steelers in 2001.

Grimm made an immediate impact in his first season with Arizona. His offensive line allowed only 24 sacks in 2007, 6th best in the NFL and the fewest given up by the Cardinals since 1978 (22). Grimm's offensive line also paved the way for running back Edgerrin James to rush for 1,222 yards, the fifth best total in team history. The Cardinals offense finished with the 5th best passing attack in the NFL and threw for a team record 32 touchdowns.

The 2006 Steelers offensive line helped pave the way for running back Willie Parker to gain 1,494 yards and 13 touchdowns on 337 carries (4.4 yard avg.) and earn his first Pro Bowl selection. Pittsburgh's offense finished the 2006 season with the 10th best rushing attack in the NFL, helping to give the Steelers the 7th ranked total offense in the league. Parker finished the season with the second and third top rushing performances of the year in the NFL with 223 rushing yards (32 att., TD) against Cleveland (12/7) and 213 yards (22 att., 2 TDs) vs. New Orleans (11/12).

Under Grimm's guidance in 2005, the Super Bowl champion Steelers averaged nearly 140 yards rushing per game during the regular season to rank fifth in the NFL while also grinding out 181 rushing yards in their Super Bowl XL victory over the Seattle Seahawks.

While in Pittsburgh, Grimm molded a formidable and tough offensive front anchored by All-Pro guard Alan Faneca, who earned his sixth trip to the Pro Bowl and his fifth consecutive start in 2007, and center Jeff Hartings, who made his second Pro Bowl appearance in 2006 and developed into one of the best centers in the NFL in just six seasons.

A native of Scottsdale, PA, Grimm began his NFL coaching career as Washington's tight ends coach (1992-96) before moving to coach the Redskins offensive line for four seasons (1997-2000). He is credited with the development of Washington tackles Jon Jansen and five-time Pro

Bowler Chris Samuels, who each earned starting spots as rookies on the Redskins' offensive line.

Grimm started 11 seasons at guard for the Redskins (1981-91) and helped lead the team to four Super Bowl appearances and three victories. He was voted to four consecutive Pro Bowls (1983-86), was a first-team selection to the 1980s all-decade team, and an original member of Washington's renowned "Hogs" offensive line. During his playing days with the Redskins, Grimm was a teammate of Whisenhunt (1989-90) and quarterbacks coach Jeff Rutledge (1990-91).

He was among the 17 finalists for induction into the Pro Football Hall of Fame in 2008, the 17 finalists for induction into the hall in 2007 and the 10 finalists in 2006.

An All-American center at Pitt who helped his team to a 22-2 record over his junior and senior seasons, Grimm was selected by the Redskins in the third round (69th overall) of the 1981 NFL Draft. His younger brother, Donn, was a starting linebacker on Notre Dame's 1988 national championship team and signed with the Cardinals as a rookie free agent in 1991.

As a prep, Grimm punted, played quarterback and linebacker at Southmoreland High School while earning nine varsity letters and starring on the basketball team.

Grimm was inducted into the Western Pennsylvania Sports Hall of Fame. He has four children, Chad, Cody, and fraternal twins Devin and Dylan.

### RUSS GRIMM COACHING BREAKDOWN

Year	School/Team	Position
1992-1996	Washington Redskins	Tight Ends
1997-2000	Washington Redskins	Offensive Line
2001-03	Pittsburgh Steelers	Offensive Line
2004-06	Pittsburgh Steelers	Assistant Head Coach/Offensive Line
2007-	Arizona Cardinals	Assistant Head Coach/Offensive Line

### NFL PLAYING CAREER

Year	Team	Position
1981-91	Washington Redskins	Guard

### SUPER BOWL SUCCESS

Grimm has appeared in five Super Bowls in his 27 years in the NFL as a player and coach, including four championships.

Season	Super Bowl	Outcome	Coaching Position Team
1982	XVII	27-17 Win	Player/Washington Redskins
1983	XVIII	38-9 Loss	Player/Washington Redskins
1987	XXII	42-10 Win	Player/Washington Redskins
1991	XXVI	37-24 Win	Player/Washington Redskins
2005	XL	21-10 Win	Asst. Head Coach/Offensive Line/Pittsburgh Steelers



## TODD HALEY

**COLLEGE:** North Florida  
**HOMETOWN:** Pittsburgh, PA  
**DOB:** February 28, 1967  
**CARDINAL SEASON:** 2nd  
**NFL SEASON:** 12th

### OFFENSIVE COORDINATOR

#### NOTE CARDS

- Joined the Cardinals on 1/25/07 when he became the team's offensive coordinator.
- Started his coaching career in 1997 as an offensive assistant under Bill Parcells with the New York Jets.
- In first season as coordinator, the Cardinals offense finished 5th in NFL in passing (4,065 passing yards) while also setting a franchise record with 32 passing touchdowns.
- The Cardinals offense finished the season with a 94.0 scoring percentage inside the redzone in 2007, good for 2nd in the NFL (New England, 94.4%).
- As passing game coordinator for Dallas in 2006, the Cowboys offense ranked 5th in the NFL in passing and 4th in passing net yards per play.
- Helped guide Chicago wide receiver Marty Booker to a Pro Bowl appearance in 2002, the first Bears Pro Bowl selection at wide receiver since 1971.
- Son of Dick Haley, the former Director of Player Personnel for the Pittsburgh Steelers (1971-90) and New York Jets (1991-2002) and now a player personnel analyst with the Miami Dolphins.

A coaching veteran of 11 NFL seasons, Todd Haley joined the Cardinals as offensive coordinator after being hired on 1/25/07. Previously the Dallas Cowboys wide receivers coach and passing game coordinator for three seasons (2004-06), Haley was reunited with Cardinals head coach Ken Whisenhunt with


whom he worked on the staff of the New York Jets in 2000.

In Haley's first season as a coordinator, the Cardinals finished with the 5th ranked passing offense in the NFL and also set a franchise record with 32 passing touchdowns. Arizona scored 404 points on the season, the second highest total in franchise history (423, 1984) and also scored 20+ points in each of the final eight games of the season, the longest streak since 1983-84. Wide receiver Larry Fitzgerald

was selected to his second Pro Bowl with an NFC leading 100 receptions and 1,409 yards, quarterback Kurt Warner threw for 27 TD passes, one short of the team record, and running back Edgerrin James rushed for 1,222 yards, the fifth-highest total in team history.

The Cardinals also finished 2nd in the NFL with a 94% scoring percentage inside the redzone (New England, 94.4%).

Haley helped lead the Dallas passing attack in 2006 that finished 5th in the NFL in yardage and 4th in the league in passing net yards per play while featuring a first-time starting quarterback in Pro Bowl selection Tony Romo. Haley's passing attack helped the Cowboys finish 2nd in the NFL in third down efficiency (Colts) and 4th in points per game. Cowboys wide receiver Terrell Owens finished sixth in the NFC with 85 receptions for 1,180 yards and an NFL leading 13 touchdown receptions while fellow receiver Terry Glenn went over 1,000 yards receiving for the second consecutive season with 70 grabs for 1,047 yards (15.0 yard avg.) and six touchdowns.



In 2005, Dallas finished the year as one of only two NFL teams (St. Louis) with a pair of receivers who each had over 500 receptions and 7,500 receiving yards for their careers in veterans Keyshawn Johnson and Terry Glenn. Glenn tied for the league lead in yards-per-catch with an average of 18.3 yards and recorded the first 1,000-yard receiving season for the Cowboys since 1999 with his 1,136 yards and eight touchdowns. Johnson led the team in receptions with 71 and was second in touchdowns with six. Dallas was the only NFL team in 2005 to produce three players who each had at least 62 receptions as tight end Jason Witten (66 receptions) joined Glenn (62) and Johnson (71).

In Haley's first year in Dallas (2004), Johnson finished the season with 70 catches for a team-high 981 yards and tied for the team lead with six touchdown catches. Prior to a season-ending foot injury, Glenn was averaging 16.7 yards-per-catch on 24 receptions (400 yards) with a pair of scores. A pair of rookies - Patrick Crayton and Terrance Copper - were the biggest recipients of Haley's teaching as both surfaced as productive late season additions.

Haley joined the Cowboys staff after three years as the wide receivers coach with the Chicago Bears (2001-03). Despite working with three different starting quarterbacks with the Bears in 2003, three of Haley's receivers topped the 40-catch mark for the season, with Marty Booker leading the club with 52 receptions and 715 receiving yards. Dez White was second on the team with 49 receptions for 583 yards and David Terrell recorded a career-high 43 catches for 361 yards.

In 2002, Haley oversaw the continued growth of Booker as he made huge strides following an outstanding 2001 season. Booker capped his 2002 campaign by becoming the first Bears Pro Bowl selection at wide receiver since 1971 and only the fourth receiver in franchise history to earn the recognition. Booker became just the second Bears receiver to record back-to-back 1,000-yard seasons

with a career-best 1,189 yards and a team-leading six touchdowns while just missing his second consecutive season of 100-or-more catches (97). His two-year total of 197 receptions in 2001-02 was tops in the NFC.

In Haley's first season with the Bears, Booker became the first receiver in team history to catch 100 passes in a season and the eighth receiver in Bears history to surpass 1,000 receiving yards in a season with 1,071. He also posted a career-best and team-high eight touchdown catches.

Haley joined the Bears after spending six seasons with the New York Jets (1995-2000). In 1999-2000 he mentored the Jets wide receivers. In his first season with the group, Haley helped guide Keyshawn Johnson to his second consecutive Pro Bowl appearance. Johnson finished the season with 89 receptions, 1,170 receiving yards and eight touchdowns, the second most catches in a season in club history. Prior to taking over wide receiver duties, Haley worked as an assistant to offensive coordinator Charlie Weis (1997-98) and helped the Jets to two 1,000-yard receivers in 1998 and Johnson's first Pro Bowl. Haley began his career with the Jets as an assistant in the scouting department in 1995, where he scouted regionally for the team and assisted in player evaluations.

Haley attended the University of Florida and the University of Miami before earning a bachelor's degree in communications from the University of North Florida in 1991.

The son of Dick Haley, the former Director of Player Personnel for the Pittsburgh Steelers (1971-90), New York Jets (1991-2002), and Miami Dolphins (current). Todd was a former ballboy for the Super Bowl Championship Pittsburgh Steelers teams of the 1970s. Haley was also a multi-sport standout at Upper St. Clair High School in Pittsburgh.

Haley and his wife, Chrissy, have four daughters: Taylor, Peyton, Kady, and Ella and one son Richard Todd Jr.

### TODD HALEY COACHING BREAKDOWN

Year	School/Team	Position
1996-2000	New York Jets	Offensive Assistant/Wide Receivers
2001-03	Chicago Bears	Wide Receivers
2004-06	Dallas Cowboys	Wide Receivers/Passing Game Coordinator
2007-	Arizona Cardinals	Offensive Coordinator

### HALEY HELPS HIS PLAYERS GET TO HAWAII

Over Todd Haley's first 11 seasons as an assistant coach in the NFL, he has helped tutor players to earn Pro Bowl selections during seven of those campaigns.

Player	Teams	Years
WR Keyshawn Johnson	New York Jets	1998, 1999, 2000
WR Marty Booker	Chicago Bears	2003
TE Jason Witten	Dallas Cowboys	2005, 2006
QB Tony Romo	Dallas Cowboys	2006
WR Larry Fitzgerald	Arizona Cardinals	2007



# CLANCY PENDERGAST

**COLLEGE:** Arizona

**HOMETOWN:** Phoenix, AZ

**DOB:** November 29, 1967

**CARDINAL SEASON:** 5th

**NFL SEASON:** 14th

## DEFENSIVE COORDINATOR

### NOTE CARDS

- Joined the Cardinals on 1/15/04 when he became the team's defensive coordinator; was one of two assistants retained by head coach Ken Whisenhunt (Rick Courtright was the other)
- In his first season at defensive coordinator in 2004, improved the team's overall defensive ranking from 26th to 12th. In 2005, Pendergast's defense improved to 8th overall, the unit's first top ten ranking since 1994 (3rd).
- Helped guide defensive tackle Darnell Dockett to his first Pro Bowl selection in 2008, strong safety Adrian Wilson to his first Pro Bowl selection in 2007 and defensive end Bertrand Berry to an NFC leading 14.5 sacks in 2004, earning the free agent acquisition his first Pro Bowl appearance.
- In 2005, strong safety Adrian Wilson collected a team high eight sacks setting an NFL record for the most sacks in a single season by a defensive back.
- The Cardinals defense set a new franchise record with 551 interception return yards and six interceptions returned for touchdowns in 2007.
- The 2007 defense also set a modern NFL record by holding the Detroit Lions to -18 rushing yards on eight attempts in Week 10.
- Tolleson (AZ) High School graduate who stayed out west and graduated from the University of Arizona in 1990.

Phoenix native and University of Arizona alum Clancy Pendergast returns for his fifth season as the Cardinals defensive coordinator. Pendergast's coaching dossier includes 13 seasons in the NFL including stints with the Cleveland Browns (2003), Dallas Cowboys (1996-2002), and the Houston Oilers (1995) and five more seasons on the major college level.

Last season, the Cardinals defense led the NFL and set franchise records with six interception returns for touchdowns and 551 interception return yards. Defensive tackle Darnell Dockett earned his first Pro Bowl selection after collecting a team-high

nine sacks to lead all NFL interior defensive linemen. Dockett was the Cardinals first defensive tackle selected to the Pro Bowl since Eric Swann in 1996. Cornerbacks Antrel Rolle and Rod Hood both finished the season with five interceptions with Rolle returning three for touchdowns and Hood taking two back. The 2007 Cardinals defense also set a modern NFL record when they held the Detroit Lions to minus -18 rushing yards on eight attempts (11/11). The minus -18 yards is the lowest in a game since the NFL adopted its modern statistical rules regarding rushing in 1947. Even with missing regular starters Chike Okeafor, Adrian Wilson and Bertrand Berry for most of the season, all three of the Cardinals starting linebackers collected 100+ tackles with Karlos Dansby leading the team with 117 stops. Pendergast's run defense finished 9th in the NFL (97.9 yards per game) and the Cardinals redzone defense was good for 12th best in the league

His 2006 defense was highlighted by strong safety Adrian Wilson's first trip to the Pro Bowl. Wilson recorded four interceptions to tie a career-high set in 2002 and also scored on a pair of 99-yard TD's (fumble and interception return) to become the first player in NFL history with two defensive touchdowns of 99 yards. Pendergast's unit forced 33 turnovers (17 fumble recoveries, 16 interceptions) in 2006, the most for a Cardinals defense since 1998 and the second time in the past three years the defense finished with 30+ takeaways. Linebacker Gerald Hayes led the team with a career high 111 stops in his first season as the starting middle linebacker and the team's redzone defense was 4th best in the NFL and 11th best in the NFL.

Pendergast's defensive unit improved from 26th to 12th in his first season as coordinator and then jumped from 12th to 8th in 2005. Even with missing four regular starters for most of the 2005 season (DE Bertrand Berry, DT Russell Davis, Hayes, CB Antrel Rolle) and having his defensive players miss a combined 101 games due to injury, the Cardinals defense finished the season with the 10th best rush defense and the 12th best pass defense in 2005. The 8th overall ranking was the best finish for the Cardinals defense since 1994 when they finished 3rd overall.

The 2005 defense also finished 7th in the NFL in first downs



**CARDS D TAKES AWAY**

Under Clancy Pendergast, the Cardinals defense has recorded 118 takeaways since 2004, the 12th most in the NFL.

Year	INT	FR	Total
2004	15	15	30
2005	15	11	26
2006	16	17	33
2007	18	11	29
<b>Total</b>	<b>64</b>	<b>54</b>	<b>118</b>

allowed (272) and 4th in third-down efficiency (34.2%). Wilson, a Pro Bowl alternate and 16-game starter in 2005, led the team with a career-high 112 tackles and eight sacks. The eight sacks were the most in the NFL by a defensive back since sacks became an official statistic in 1982. Wilson also became the first defensive back in Cardinals history to lead the team in sacks. Outside linebacker Karlos Dansby finished third on the team with 103 tackles and collected four sacks and three interceptions, becoming one of only six NFL players in 2005 to collect more than three sacks and three interceptions.

In 2004, Pendergast's defense improved its overall rank from 26th at the end of '03 to 12th. His unit was particularly tough in the red zone where its 45.0 TD percentage ranked second-best in the NFL (up from 60.7 in '03). Other key categories of defensive improvement were in third down defense (fourth in '04 and 32nd in '03); total sacks were up from 20 to 38; total touchdowns allowed dropped from 55 to 35; and total takeaways improved from 23 to 30. Overall, the Cards plus-minus improved from minus-13 in 2003 to plus-1 in '04 and the team allowed 130 fewer total points (452 to 322) which moved them from last in the NFL in 2003 to 12th in the league. Passing yards per game dropped from 224.4 in '03 to 189.8 in '04 (29th in '03 to 9th in '04) and first downs allowed dropped from 326 in '03 to 282 in '04. The defense didn't allow a touchdown in three games (Rams, Falcons and Saints) and allowed just one TD in three others (Rams, Jets and Bucs). Linebacker James Darling set a career and team high with 104 tackles and defensive end Bertrand Berry earned his first Pro Bowl berth with an NFC leading 14.5 sacks.

Prior to joining the Cardinals as defensive coordinator, Pendergast spent a year in Cleveland as linebackers coach. That came after spending seven seasons on the staff in Dallas, first as a defensive assistant/quality control/linebackers (1996-99), then extended additional responsibilities to coach nickel defense packages (2000) and overall secondary (2001-02). Dallas fielded the youngest starting defensive backfield in the NFL in 2002 with two rookies (first-round draft pick Roy Williams and Derek Ross), a second-year

**WHAT THEY DO BEST**

A Clancy Pendergast defense has a few traits and among them is using different looks to get to the quarterback. They have been very successful since Pendergast took over.

In the four years since he took over as defensive coordinator in 2004, the team has collected 149 sacks. That is the fourth most in team history over a four-year span since sacks became an official statistic in 1982.

**Sacks in a Four-Year Span**

Sacks	Years
183	1983-86
169	1984-87
151	1986-89
<b>149</b>	<b>2004-present</b>
146	1987-90
134	1996-99

player (Tony Dixon) and a third-year veteran (Mario Edwards). Williams, the eighth-overall selection, and Ross, a third-rounder and 75th overall, tied for the team lead with five interceptions. Pendergast's prize pupil, Williams, achieved numerous all-rookie honors. In both 2000 and 2001, the Cowboys finished 3rd in the NFL in pass defense. In 2001, Pendergast's first year overseeing the secondary, Dallas finished the season as the NFL's 3rd pass defense for the second consecutive season. Despite starting five different lineups and eight different players in the secondary, Pendergast's management of the Dallas nickel package in 2000 helped the unit finish third in pass defense.

During his first four seasons with the Cowboys (1996-99), Pendergast focused primarily on the linebackers and helped mold a unit which was part of a defense that improved from 24th in 1997 to 12th in 1998. During that period, Fred Strickland recorded a career-best 153 tackles (1996), Dexter Coakley set a club rookie record with 136 tackles (1997), Strickland, Coakley, and Randall Godfrey finished 2-3-4 on the club in tackles (1998), and Coakley earned his first Pro Bowl selection and led the club with four interceptions (1999).

Pendergast earned his bachelor's degree from the University of Arizona in Tucson in 1990, then worked with wide receivers and as an advance scout as a graduate assistant at Mississippi State (1991) and a defensive assistant at Southern California (1992). He spent the next two seasons (1993-94) at the University of Oklahoma as a graduate assistant advance scout and coaching the tight ends, then was named the tight ends coach at Alabama-Birmingham in 1995 before joining the Oilers as a defensive assistant and quality control coach.

**CLANCY PENDERGAST COACHING BREAKDOWN**

Year	School/Team	Position
1991	Mississippi State University	Graduate Assistant
1992	University of Southern California	Defensive Assistant
1993-94	University of Oklahoma	Graduate Assistant/Tight Ends
1995	University of Alabama-Birmingham	Tight Ends
1995	Houston Oilers	Defensive Assistant/Quality Control
1996-2002	Dallas Cowboys	Linebackers/Secondary
2003	Cleveland Browns	Linebackers
2004-	Arizona Cardinals	Defensive Coordinator



## RON AIKEN

**COLLEGE:** North Carolina A&T

**HOMETOWN:** Moncks Corner, SC

**DOB:** August 18, 1955

**CARDINAL SEASON:** 2nd

**NFL SEASON:** 2nd

### DEFENSIVE LINE

Veteran college assistant coach Ron Aiken enters his second season with the Cardinals after being hired to coach the defensive line on 2/14/07. Aiken joined the Cardinals after spending the previous eight seasons at the University of Iowa coaching the same position.

With the Cardinals in 2007, Aiken helped tutor defensive tackle Darnell Dockett to his first Pro Bowl selection after he led all NFL interior defensive linemen with nine sacks.

Named the 2002 American Football Coaches Association Division I Assistant Coach of the Year with the Hawkeyes, Aiken joined Iowa's staff in 1999 and helped lead the Hawkeyes to six straight bowl appearances (2001-06). His defensive line finished the 2005 season ranking 29th nationally in rush defense (126 yards per game) and 22nd in scoring defense (20 points per game), finishing third in the Big Ten in both categories and fourth in total defense.

Future pros he coached while at Iowa include defensive end and two-time Pro Bowl selection (2006-07) Aaron Kampman (Green Bay), defensive end Derreck Robinson (Miami), nose tackle Colin Cole (Green Bay) defensive end Matt Roth (Miami), and defensive tackle Jonathan Babineaux (Atlanta).

Iowa led the Big Ten in rushing defense in 2004 and the Hawkeyes were ranked fifth nationally in rushing defense, sixth in turnover margin and 11th in total defense.

Iowa's rushing defense ranked second in the Big Ten for three straight years before lead-

ing the league in 2004. The Hawkeyes were fifth in the nation against the run (81.9) in 2002, seventh in 2003 (92.7) and fifth again in 2004 (92.5).

Prior to joining the Hawkeyes, Aiken spent the 1998 season coaching linebackers at San Diego State where all three of his linebackers earned all-conference honors. He was at the University of Texas coaching defensive tackles in 1997, worked with the defensive line at Vanderbilt from 1995-96 and was at New Mexico coaching linebackers and defensive ends from 1991-94.

Aiken was the head coach at Langston (OK) from 1986-90 where his teams led the nation (NAIA Div. I) in defense in two of his four seasons. He was special teams coordinator at Rensselaer Polytechnic Institute in 1985, offensive coordinator and offensive line coach at Tarkio College from 1982-84 and he coached the offensive line and special teams at Bethany College from 1980-81. Aiken began his coaching career as the offensive line coach at Boiling Springs (SC) High School and in 1979 became head coach at Greensville County (VA) High School.

A graduate of North Carolina A&T, Aiken earned all-conference honors while playing guard and center for the Aggies (1973-76) and was a team captain in 1976.

He earned his bachelor's degree in history from North Carolina A&T in 1977 and a masters degree in secondary education from The Citadel in 1982. He and his wife, Sheryl, have three sons: Matthew, Stephen and Joshua.



## RON AIKEN COACHING BREAKDOWN

Year	School/Team	Position
1979	Greenville County H.S.	Head Coach
1980-81	Bethany College	Offensive Line/Special Teams
1982-84	Tarkio College	Offensive Coordinator/Offensive Line
1985	Rensselaer Polytechnic Institute	Special Teams Coordinator
1986-90	Langston (OK)	Head Coach
1991-94	New Mexico University	Linebackers/Defensive Ends
1995-96	Vanderbilt University	Defensive Line
1997	University of Texas	Defensive Tackles
1998	San Diego State	Linebackers
1999-2006	University of Iowa	Defensive Line
2007-	Arizona Cardinals	Defensive Line



## TERYL AUSTIN

**COLLEGE:** Pittsburgh

**HOMETOWN:** Sharon, PA

**DOB:** March 3, 1965

**CARDINAL SEASON:** 2nd

**NFL SEASON:** 6th

### DEFENSIVE BACKS

Teryl Austin is entering his sixth season as an NFL assistant and second with the Cardinals after being hired to coach defensive backs on 1/18/07. Austin came to the Cardinals having a reputation for developing young defensive backs during his four years in Seattle. He was instrumental in the development of Seattle's secondary heavily pieced together through the NFL Draft, mentoring draft picks Marcus Trufant (1st Round, 2003), Ken Hamlin (2nd Round, 2003), Michael Boulware (2nd Round, 2004) and Kelly Jennings (1st Round, 2006).

In 2007, Austin's secondary helped the Cardinals lead the NFL in interception returns for touchdowns (6) and return yardage (551). Cornerbacks Rod Hood and Antrel Rolle each had five INT's with Rolle returning three of them for TDs and Hood returning two. Rolle's 231

return yards were the second-highest total in team history and his two interception returns for touchdowns against Cincinnati (11/18) tied an NFL record.

In winning the NFC in 2005 in Seattle, Austin's secondary, despite missing a combined 19 games due to injury, helped carry the Seahawks to the Super Bowl.

The defensive backfield was led by safety Michael Boulware, who in only his second NFL season, led the team in interceptions (four) and was second on the team in tackles (73).

In 2004, Austin coached a group of Seahawks defensive backs that, for just the second time in Seahawks history (1984), had three different players intercept at least five passes and for the first time since 1984, all four starters intercepted at least four. Collectively, the Seahawks ranked 3rd in the NFL with 23 interceptions and collected at least one pick in all but two games.

*(Teryl Austin continued on page 20)*



*(Teryl Austin continued from page 19)*

Prior to joining the Seahawks in 2003, Austin was an assistant for 12 years at the collegiate level where he also coached defensive backs. He began his coaching career as a graduate assistant at Penn State (1991-1992) before heading to Wake Forest (1993-1995), Syracuse (1996-1998) and Michigan (1999-2002).

While coaching at the college level, Austin found his niche for developing young NFL caliber players. At Syracuse he mentored All-Americans Donovan Darius and Kevin Abrams. Darius was named the 1997 Big East Conference Player of the Year and went on to become a first-round NFL Draft pick with fellow defensive back Tebucky Jones – the first time in Syracuse history that two Orangemen were selected in the first round. He also coached

NFL talents Will Allen (Dolphins) and Keith Bulluck (Titans) at Syracuse and tutored Marlin Jackson (Colts) and Cato June (Bucs) while at Michigan. As well as developing individual talents, Austin also helped lead teams to seven consecutive bowl berths from 1996-2002.

A 1988 graduate of Pittsburgh with a bachelor's degree in Communications, Austin was a three-year starter and four-year letterman (1984-87) for the Panthers playing in the 1984 Fiesta and the 1987 Bluebonnet Bowls. After graduating, Austin competed in the training camps of the Washington Redskins and Hamilton Tiger-Cats before playing for the Montreal Machine of the World League of American Football in 1991.

## TERYL AUSTIN COACHING BREAKDOWN

Year	School/Team	Position
1991-92	Penn State	Graduate Assistant
1993-95	Wake Forest University	Defensive Backs
1996-1998	Syracuse University	Defensive Backs
1999-02	University of Michigan	Defensive Backs
2003-2006	Seattle Seahawks	Defensive Backs
2007-	Arizona Cardinals	Defensive Backs

## GOODELL VISITS THE CARDINALS

In his first couple of years as the Commissioner of the National Football League, Roger Goodell has made it a point of emphasis to travel and visit as many franchises as he can. In October of 2007, Goodell spent time visiting the Valley of the Sun and the Cardinals organization.

The Commissioner's visit began when he got an up-close look at the Cardinals and University of Phoenix Stadium, the host of Super Bowl XLII, when they hosted the Carolina Panthers. Before the game, Goodell spent time speaking to fans as he toured the activities outside the stadium.

The following day, Goodell met with the Cardinal players as well as the entire front office staff. In the meetings, the Commissioner addressed a few of the many issues that the league is exploring, including keeping games on broadcast television long-term, revising the preseason format, setting a rookie salary cap, the possibility of playing a Super Bowl in another country and making improvements to the draft and Pro Bowl.

Goodell's main point in meetings with Cardinals players and personnel was personal conduct and how it not only applies to players, but to all NFL employees.

"All of us are fortunate to be in the National Football League, myself included," Goodell said. "There is a responsibility that comes with it."





## MAURICE CARTHON

**COLLEGE:** Arkansas State

**HOMETOWN:** Osceola, AR

**DOB:** April 24, 1961

**CARDINAL SEASON:** 2nd

**NFL SEASON:** 15th

### RUNNING BACKS

In his 15th year as an NFL assistant, Maurice Carthon begins his second season with the Cardinals after being appointed to coach running backs on 1/29/07. An eight-year NFL veteran as a running back, Carthon joined the Cardinals after spending two seasons as the offensive coordinator for the Cleveland Browns after previously coaching for four other NFL teams.

Carthon helped tutor running back Edgerrin James to his second consecutive 1,000-yard rushing season in Arizona with 1,222 yards in 2007, the fifth-highest total in franchise history. With his second consecutive 1,000-yard season, James became only the second back in team history to accomplish that feat while also being selected as a Pro Bowl alternate last season after finishing 4th in the NFC in rushing.

During his two seasons with the Browns, Carthon helped tutor running back Reuben Droughns and tight end Kellen Winslow Jr. Winslow finished the 2006 season with 89 receptions to lead all NFL tight ends and finish 9th overall in the league. Droughns finished sixth in the AFC in 2005 with 1,232 yards rushing and became the first Browns back since 1985 to top the 1,000-yard rushing plateau.

Carthon joined the Browns in 2005 and led an offensive unit that finished the season ranked 8th in the NFL with 1,601 yards from scrimmage (1,232 rushing and 369 receiving).

He joined Cleveland after serving as the Dallas Cowboys offensive coordinator for two seasons under Bill Parcells (2003-04). While with Dallas, Carthon oversaw game plan preparations, as well as working with the club's running backs.

In 2004, Carthon directed an offense that featured tight end Jason Witten, who led the NFC with 87 receptions and 980 yards, rookie first-round draft choice running back Julius Jones, who totaled 819 yards, and quarterback Vinny Testaverde, who threw for 3,532 yards.

Prior to his two years with the Cowboys, Carthon served as the Detroit Lions offensive coordinator in 2002 after originally joining the team as the running backs coach in 2001. In his two seasons with the Lions, Carthon was instrumental in helping increase the Lions' running game average in 2001 (4.0 yard avg.) and 2002 (4.1 yard avg.). In addition, running back James

Stewart posted a career-best 4.8 avg. in 2001 and then came back in 2002 to record his second career 1,000-yard rushing season with 1,021 yards on 231 carries (4.4 yard avg.).

Before going to Detroit, Carthon served as assistant head coach/running backs coach for the New York Jets in 2000, which followed three years (1997-99) as the Jets' running backs coach under Parcells. During

his time in New York, the Jets

produced four consecutive 1,000-yard rushing seasons from running back Curtis Martin after the franchise had experienced only four 1,000-yard rushing seasons in its first 37 years of existence.

The Pro Bowl back rushed for 1,204 yards - his sixth 1,000 yard rushing season - and nine touchdowns in 2000, after setting the team's single season rushing record with 1,464 yards in 1999. Martin

*(Maurice Carthon continued on page 22)*



*(Maurice Carthon continued from page 21)*

also finished third on the team with 45 receptions for 259 yards in 1999. Under Carthon's direction, the Jets averaged 122.6 rushing yards-per-game, ranking seventh in the AFC and 12th in the NFL. Another Carthon pupil, fullback Richie Anderson, was also selected to the Pro Bowl in 2000 after paving the way for Martin's 1,204 rushing yards.

In 1998, Carthon worked with running backs Keith Byars and Martin, helping Martin to 1,287 yards, his fourth consecutive 1,000-yard season and the second best rushing total in club history. Prior to the arrival of Martin, Carthon directed Adrian Murrell to become just the second running back in Jets history to have consecutive 1,000-yard seasons (Freeman McNeil, 1984-85), when he ran for 1,088 yards.

Carthon began his coaching career in New England in 1994 as an offensive assistant on Parcells staff and shifted to coaching the Patriots running backs and was a special teams assistant in 1995. He became the sole running backs coach in 1996. It was with the Patriots that Carthon first became strongly tied to the development of the three-time Pro Bowler Martin. Carthon began working with Martin in 1995, a season which saw the unheralded third-round draft choice set single-season rushing records with 1,487 yards and 14 touchdowns on 368 carries becoming the only rookie selected to play in the Pro Bowl, while also garnering Rookie-of-the-Year honors.

A veteran of eight NFL seasons as a player, Carthon began his career in 1985 when he signed with the New York Giants as a free agent. He played the next seven seasons with the team and was a member of the Giants 1986 and 1990 Super Bowl championship teams as a blocking fullback. He finished his NFL playing career with the Indianapolis Colts in 1992. Carthon never missed a game due to injury during his career, and he finished his playing days with 950 rushing yards and two touchdowns in 300 attempts and caught 90 passes for 745 yards and two touchdowns.

Prior to signing with the Giants, Carthon began his professional playing career as an eighth-round draft pick of the USFL's New Jersey Generals in 1983. He played for the Generals for three seasons (1983-85) and totaled 2,102 yards rushing and helped pave the way for Herschel Walker, the league's top rusher. In 1984, Carthon started all 18 games and finished the season with a career-high 1,042 rushing yards and 11 touchdowns.

Carthon twice earned All-Southland Conference honors while starring at Arkansas State University and led the team in rushing with 682 yards as a senior team captain. He attended Osceola (AR) High School and was named the state MVP in basketball and twice earned all-conference honors in football.

Carthon earned his bachelor's degree in physical education and science from Arkansas State and was honored as the Osceola Man-of-the-Year in 1991.

## MAURICE CARTHON COACHING BREAKDOWN

Year	School/Team	Position
1994	New England Patriots	Offensive Assistant
1995	New England Patriots	Running Backs/Special Teams Asst.
1996	New England Patriots	Running Backs
1997-2000	New York Jets	Asst. Head Coach/Running Backs
2001	Detroit Lions	Running Backs
2002	Detroit Lions	Offensive Coordinator
2003-04	Dallas Cowboys	Offensive Coordinator/Running Backs
2005-06	Cleveland Browns	Offensive Coordinator
2007-	Arizona Cardinals	Running Backs

## NFL PLAYING CAREER

Year	Team	Position
1985-91	New York Giants	Fullback
1992	Indianapolis Colts	Fullback

## SUPER BOWL SUCCESS

Carthon has appeared in three Super Bowls during his 22 years in the NFL, including two championships.

Season	Super Bowl	Outcome	Coaching Position Team
1986	XXI	39-20 win	Player/New York Giants
1990	XXV	20-17 win	Player/New York Giants
1996	XXXI	35-21 loss	Running Backs Coach/New England Patriots



## RICK COURTRIGHT

**COLLEGE:** Wheaton College

**HOMETOWN:** Miami, FL

**DOB:** January 4, 1961

**CARDINAL SEASON:** 5th

**NFL SEASON:** 5th

### ASSISTANT DEFENSIVE BACKS


With a coaching background entering its 21st year, Rick Courtright begins his fifth season on the Cardinals staff and his second as the assistant defensive backs coach. As the defensive quality control coach for three seasons (2004-06) prior to his current assignment, Courtright was instrumental in helping to guide strong safety Adrian Wilson to his first career Pro Bowl selection in 2006 while also tutoring Wilson to eight sacks in 2005, the most by any defensive back in NFL history.

A native of Miami, FL, Courtright began his coaching career as defensive coordinator at Hendricks (MN) High School in 1988, then moved to head coach at Teton County High School in Driggs, ID for two seasons (1989-90). He was then part of the University of Washington staff in 1991-92 that produced two Pac-10 Conference titles, a pair of Rose Bowl appearances, and the 1991 National Championship.

Following his two seasons as assistant offensive line coach at Washington, he joined the staff at Minnesota-Morris

as defensive line coach, strength coach, and academic coordinator in 1993. He coached defensive ends at Ohio University in 1994, served as outside linebackers coach at Idaho State (1995) and as linebackers coach, tight ends coach, special teams coordinator, and recruiting coordinator at the University of Idaho (1996-99) before serving one season (2000) as defensive coordinator/linebackers coach at Murray State. Prior to his appointment with the Cardinals, Courtright spent three seasons as defensive coordinator and linebackers coach at Western Illinois (2001-03) where he was instrumental in guiding the Leathernecks to a Gateway Conference Championship in 2002 and postseason berths in 2002-03.

Courtright was an all-state linebacker at Miami Christian High School, and played college football at Wheaton (IL) College where he earned a degree in physical education in 1983, which he later complemented with a degree in sports pedagogy (the science of teaching) from Idaho in 1999. Courtright has been married to his wife Lois for 25 years and the couple resides in Phoenix.



### RICK COURTRIGHT COACHING BREAKDOWN

Year	School/Team	Position
1988	Hendricks H.S.	Defensive Coordinator
1989-1990	Teton County H.S.	Head Coach
1991-92	University of Washington	Asst. Offensive line
1993	Univ. of Minnesota-Morris	Def. Line/Strength and Conditioning/ Academic Coordinator.
1994	Ohio University	Defensive Ends
1995	Idaho State University	Outside Linebackers
1996-99	University of Idaho	Linebackers/Tight Ends/Special Teams
2000	Murray State University	Defensive Coordinator/Linebackers
2001-03	Western Illinois University	Defensive Coordinator/Linebackers
2004-	Arizona Cardinals	Asst. Defensive Backs/Defensive Quality Control



## BILL DAVIS

**COLLEGE:** Cincinnati  
**HOMETOWN:** Youngstown, OH  
**DOB:** November 5, 1965  
**CARDINAL SEASON:** 2nd  
**NFL SEASON:** 17th

### LINEBACKERS

Bill Davis enters his second season with the Cardinals and his 17th as an NFL assistant after being hired on 1/19/07 to coach linebackers. Davis joined the Cardinals after spending the prior two seasons as the San Francisco 49ers defensive coordinator.

All three starting linebackers in Davis' first season with the Cardinals recorded at least 100 tackles with Karlos Dansby leading the team with a career-high 117 stops. Middle linebacker Gerald Hayes recorded over 100 tackles (115) for the second time in his career while Calvin Pace reached the milestone for the first time in his career (106). Pace finished second on the team with 6.5 sacks and Dansby led the Cardinals with four forced fumbles.

In 2006, the 49ers defense was highlighted by cornerback Walt Harris' first Pro Bowl selection after tying with an NFC high (GB-C. Woodson) eight interceptions, including one returned for a touchdown (@ Den). Harris also led San Francisco with five forced fumbles and two fumble recoveries. The veteran corner was not alone in producing a career season under Davis' tutelage. Linebacker Brandon Moore, in his second season as a starter, had a breakout season with a team and career-high 114 tackles (67 solos), including a team high 6.5 sacks.

Davis joined San Francisco after completing one season (2004) as linebackers coach for the New York Giants. Prior to the season in New York, Davis spent the previous three campaigns as the Atlanta Falcons linebackers coach. During that span, linebacker Keith Brooking

was selected to the Pro Bowl in each of his three seasons under Davis. In 2002, Davis was instrumental in helping Atlanta's linebackers adjust to a new 3-4 defense installed by defensive coordinator Wade Phillips.

Davis gained valuable experience as a ball boy under by Dick Vermeil (Philadelphia) and Don Shula (Miami) while his father, Bill, served 13 years in the NFL, including six years as the Cleveland Browns Vice President of player personnel.

After beginning his coaching career as a graduate assistant at Michigan State, Davis joined the NFL in 1992 as a defensive assistant with the Pittsburgh Steelers under Bill Cowher. With a playing and coaching career primarily on the offensive side of the ball, Davis worked for three successful seasons with the Steelers on the defensive side of the ball.

As a defensive assistant coach, Davis sat in meeting rooms with a list of former and current head coaches including Cowher, Dom Capers, Marvin Lewis and Dick LeBeau.

In 1995, Davis began a four-year stretch as the outside linebackers coach with the Carolina Panthers under Capers. With Davis as their coach in 1996, linebackers Kevin Greene and Lamar Lathon finished first and second in the NFL in sacks, with 14.5 and 13.5 respectively. Each made the Pro Bowl and the second-year Panthers advanced to the NFC Championship Game.

After leaving Carolina, Davis had a pair of one-



year stops, first with the Cleveland Browns (1999) as a defensive assistant/linebackers and next with the Green Bay Packers (2000) as a defensive assistant/defensive line.

A native of Youngstown, OH, Davis was a college quarterback and receiver at the University

of Cincinnati from 1985-88. He also spent time in training camp as a wide receiver with the Miami Dolphins.

Davis and his wife, Sherry, have four daughters; Monica, Brooke and twins Grace and Ava.

**BILL DAVIS COACHING BREAKDOWN**

Year	School/Team	Position
1990-91	Michigan State University	Graduate Assistant
1992-94	Pittsburgh Steelers	Defensive Assistant
1995-98	Carolina Panthers	Outside Linebackers
1999	Cleveland Browns	Defensive Assistant/Linebackers
2000	Green Bay Packers	Defensive Assistant/Defensive Line
2001-03	Atlanta Falcons	Linebackers
2004	New York Giants	Linebackers
2005-06	San Francisco 49ers	Defensive Coordinator
2007-	Arizona Cardinals	Linebackers



**FREDDIE KITCHENS**

**COLLEGE:** Alabama  
**HOMETOWN:** Gadsden, AL  
**DOB:** November 29, 1974  
**CARDINAL SEASON:** 2nd  
**NFL SEASON:** 3rd

**TIGHT ENDS**

Tight ends coach Freddie Kitchens enters his second season on the Cardinals coaching staff after serving in the same capacity with the Dallas Cowboys in 2006. Kitchens joined the Cowboys staff with seven years of collegiate coaching experience following a successful stint as a quarterback at the University of Alabama. In 10 years as a player and coach at the college level, Kitchens was a part of teams that captured three conference titles and played in seven bowl games.

Kitchens' tight ends in 2007 (Leonard Pope, Ben Patrick and Troy Bienemann) helped the Cardinals finish with the 5th best passing offense in the NFL as well as helping to record 32 passing touchdowns, a new franchise record. As a group, the eight touchdowns caught by the tight ends were the most since 1988 and the trio also recorded six red-

zone touchdowns, helping the Cardinals to the second best redzone scoring offense in the NFL (94.0%).

With Dallas in 2006, Kitchens helped tutor Pro Bowl tight end Jason Witten to his third consecutive trip to Hawaii. Witten finished the season with 64 receptions for 754 yards (11.8 yard avg.) and one touchdown while starting in all 16 games.

Kitchens came to Dallas after a two-year stint at Mississippi State University where he coached running backs (2005) and tight ends (2004). In 2005, he guided Jerious Norwood, a 2006 third-round NFL Draft choice of the Atlanta Falcons, to a 1,180-yard season, becoming just the second runner to post back-to-back 1,000-yard rushing seasons in school history. Norwood finished his Bulldogs career with a school-record 3,222 career



*(Freddie Kitchens continued on page 26)*



*(Freddie Kitchens continued from page 25)*

rushing yards. In his first season on the Bulldogs staff in 2004, Kitchens helped implement the West Coast offense that gained tight end Eric Butler All-SEC freshman recognition while setting a Mississippi State single-season record with four touchdown receptions from his tight end position.

He served as the running backs coach at the University of North Texas from 2001-03 and contributed to Mean Green clubs that won three straight Sun Belt Conference titles. In 2003, running back Patrick Cobbs rushed for 1,680 yards and scored 19 touchdowns, earning the Sun Belt Conference Offensive Player of the Year award while also leading the nation with a 152.7 yards per game average. During the previous two seasons, Kitchens developed Kevin Galbreath into the first back in school history to rush for back-to-back 1,000-yard seasons. The 2,372 yards gained on the ground in 2002 were the most at North Texas since 1959.

Kitchens joined the North Texas staff after one season as a graduate assistant at LSU (2000) where he served on Nick Saban's first

Tiger staff, managing the offensive scout team and helping with special teams. That team went 9-4, including a 28-14 win over Georgia Tech in the Peach Bowl. After a one-year stint playing professionally in Italy in the spring of 1999, he began his coaching career as an assistant at Glenville State College that fall, coaching both running backs and tight ends.

A three-year starter at quarterback for the University of Alabama (1995-97), Kitchens finished his playing career with 4,668 yards and 30 touchdown passes for the Crimson Tide. He ranked third in Alabama history in career attempts, fourth in career passing yards and fifth in career completions upon his departure. Alabama went 22-13 during those three seasons and went to the 1993 Gator Bowl, 1994 Citrus Bowl, and the 1996 Outback Bowl.

A native of Gadsden, AL, Kitchens earned high school All-America honors and was named Mr. Football in the state of Alabama his senior season. He and his wife, Ginger, have two daughters Bennett and Camden.

## FREDDIE KITCHENS COACHING BREAKDOWN

Year	School/Team	Position
1999	Glenville State	Offensive Assistant
2000	Louisiana State University	Graduate Assistant
2001-03	University of North Texas	Running Backs
2004	Mississippi State	Tight Ends
2005	Mississippi State	Running Backs
2006	Dallas Cowboys	Tight Ends
2007-	Arizona Cardinals	Tight Ends



## JOHN LOTT

**COLLEGE:** North Texas

**HOMETOWN:** Denton, TX

**DOB:** May 9, 1964

**CARDINAL SEASON:** 2nd

**NFL SEASON:** 13th

## STRENGTH AND CONDITIONING

John Lott, a 12-year NFL assistant, enters his second season as the Cardinals strength and conditioning coach after being hired on 1/19/07. Previously with the Cleveland Browns prior to joining Arizona (2005-06), Lott served in the same capacity with the New York Jets for eight years (1997-2004) where he worked with current Cardinals head coach Ken Whisenhunt in 2000.

A native of Denton, TX, Lott has earned a reputation as one of the NFL's most demand-

ing strength and conditioning coaches, consistently challenging the players with off-the-field preparation both during the season and off-season. A fixture at the NFL scouting combine each February in Indianapolis, Lott was also recognized by Power Magazine as the 2001 Powermag All-NFL Team Top Strength Coach.

During his first season in Arizona, Lott was responsible for overseeing the redesign of the team's weight room. The weight room

was completely made over during a six-week span at the cost of several hundred thousand dollars to update equipment and the overall look.

Lott's programs stress Olympic movements, as well as strength and speed development, and he has also devised strict individual in-season programs to help the players increase their overall stamina and endurance. He is also responsible for working with injured players on secondary rehabilitation programs.

He originally joined the Jets in 1997 after serving as the head strength and conditioning coach at the University of Houston for six years (1991-96) where he supervised the strength and conditioning program for all 14 varsity sports with a primary focus on football, men's basketball, men's and women's track and field and the nationally ranked men's golf team. During his tenure at Houston, Lott designed and oversaw the construction of a state-of-the-art 17,000-square foot weight room (the largest in the country at the time of its completion).

Prior to his work at Houston, Lott served two years (1989-90) in the same capacity at his alma mater, the University of North Texas, overseeing all 11 varsity sports programs. Lott has a strong track background, having worked as the strength

and conditioning coach of the Santa Monica Track Club and trained Olympic gold medalists Carl Lewis, Leroy Burrell and Mike Marsh. Lott also worked with the 1992 and 1996 Indonesian National track teams, as well as with select members of the Japanese National track team in preparation for the Olympics in 1992 and 1996. Overall, the athletes he tutored garnered six world records and 12 Olympic medals.

He played for the Pittsburgh Steelers in 1987 under head coach Chuck Noll and went to training camp with the New York Jets in 1988. Lott was a standout offensive lineman at North Texas where he earned four varsity letters and was named All-Conference twice and All-America his senior year. He was twice voted "Most Dedicated" and a team captain by his teammates and graduated as the strongest man in school history.

Lott earned his bachelor's degree in corporate fitness in 1988 with minors in biology and kinesiology and later earned his master's degree in physical education from Crescent City Christian College in 1990. He served as assistant strength and conditioning coach at the University of Texas in 1988. He also appeared in a minor role in the film Necessary Roughness, which was shot on the North Texas campus. Lott and his wife Kim have a son, Jasper Ryan, and a daughter, Kaitlyn Grace.



### JOHN LOTT COACHING BREAKDOWN

Year	School/Team	Position
1988	University of Texas	Assistant Strength and Conditioning
1989-90	University of North Texas	Strength and Conditioning
1991-96	University of Houston	Strength and Conditioning
1997-2004	New York Jets	Strength and Conditioning
2005-06	Cleveland Browns	Strength and Conditioning
2007-	Arizona Cardinals	Strength and Conditioning

### NFL PLAYING CAREER

Year	Team	Position
1987	Pittsburgh Steelers	Center/Guard



## MIKE MILLER

**COLLEGE:** Clarion (PA) University

**HOMETOWN:** Pittsburgh, PA

**DOB:** April 9, 1970

**CARDINAL SEASON:** 2nd

**NFL SEASON:** 9th

### WIDE RECEIVERS

Nine-year NFL assistant Mike Miller begins his second season with the Cardinals as wide receivers coach after being promoted to the position on 3/21/07. Originally hired by Arizona on 2/6/07 to be an offensive assistant, Miller joined the Cardinals after splitting 2006 between the Berlin Thunder (quarterbacks/receivers) of NFL Europe in the spring and Robert Morris University (defensive line) in the fall. The Cardinals are the third NFL franchise Miller has worked for as an assistant after previous jobs with the Buffalo Bills and Pittsburgh Steelers.

In 2007, Miller helped tutor wide receiver Larry Fitzgerald to his second Pro Bowl selection. Fitzgerald led the NFC in both receptions and yards last year while recording the second 100-catch season of his young career (100 receptions for 1,409 yards, 10 TDs). The Cardinals offense also set a franchise record with 32 pass-



ing touchdowns in 2007 and finished 5th in the NFL in passing.

Miller joined the Thunder in the spring of 2006 from the Buffalo Bills where he was quality control/tight ends coach in 2004 and tight ends in 2005. Miller previously served as an offensive assistant with current Cardinals head coach Ken Whisenhunt and Assistant Head Coach/Offensive Line Russ Grimm with the Pittsburgh Steelers from 1999-2003.

The Pittsburgh, PA native got his start in coaching as a graduate assistant coaching running backs at Robert Morris University (PA) for two seasons (1997-1998). He also worked as a public relations and operations intern with the Pittsburgh Steelers (1994-95) and with the Indianapolis Colts (1996).

After attending Plum Senior High School, Miller received his bachelor's degree in communications from Clarion University (PA) and his masters in education from Robert Morris.

### MIKE MILLER COACHING BREAKDOWN

Year	School/Team	Position
1997-98	Robert Morris	Graduate Assistant/Running Backs
1999-03	Pittsburgh Steelers	Offensive Quality Control
2004	Buffalo Bills	Tight Ends/Offensive Quality Control
2005	Buffalo Bills	Tight Ends
2006	Berlin Thunder	Quarterbacks/Receivers
2006	Robert Morris	Defensive Line
2007-	Arizona Cardinals	Wide Receivers



# MATT RAICH

**COLLEGE:** Westminster  
**HOMETOWN:** Monaca, PA  
**DOB:** August 16, 1970  
**CARDINAL SEASON:** 2nd  
**NFL SEASON:** 5th

## DEFENSIVE ASSISTANT

Matt Raich enters his second season with the Cardinals as a defensive assistant helping with the linebackers after joining the team on 2/6/07. Previously an offensive assistant under current Cardinals head coach Ken Whisenhunt with the Pittsburgh Steelers the prior three seasons (2004-06), Raich switched to the defensive side of the ball with the Cardinals where he played in college.

Raich joined the Steelers coaching staff prior to the 2004 season after spending the previous two years as an intern in the Pittsburgh player personnel department. In his previous position with the Steelers, Raich helped the offense and the entire coaching staff with its game preparation, video analysis and scouting of future opponents.

Prior to joining the Steelers scouting department in 2002, Raich served three seasons as an assistant coach and recruit-



ing coordinator at Robert Morris (2000-02). He also held assistant coaching positions at Glenville State (1999), Robert Morris (1996-98) and Westminster (1993-94). In addition, he served as the defensive coordinator and secondary coach for the Hildesheim Invaders Football Club in the German Federal League in the spring of 1999.

A Monaca, PA native, Raich was a standout middle linebacker at Westminster College (PA) from 1989-1992 and a member of Titans' 1989 NAIA National Championship team. He was a three-time NAIA All-American and ended his career as the school's all-time leading tackler. Raich graduated from Westminster in 1994 with a bachelor's in education and was inducted into the Titans Sports Hall of Fame in 2002.

### MATT RAICH COACHING BREAKDOWN

Year	School/Team	Position
1993-94	Westminster	Linebackers
1996-98	Robert Morris	Special Teams Coordinator/Linebackers
1999	Hildesheim Invaders (Germany)	Defensive Coordinator/Secondary
1999	Glenville State	Linebackers
2000-02	Robert Morris	Assistant/Recruiting Coordinator
2004-06	Pittsburgh Steelers	Offensive Assistant
2007-	Arizona Cardinals	Defensive Assistant



# JEFF RUTLEDGE

**COLLEGE:** Alabama  
**HOMETOWN:** Birmingham, AL  
**DOB:** January 22, 1957  
**CARDINAL SEASON:** 2nd  
**NFL SEASON:** 2nd

## QUARTERBACKS

Former NFL quarterback Jeff Rutledge begins his second season with the Cardinals as quarterbacks coach after being hired on 2/6/07 to coach the same position he played. A veteran of 14 years in the league with three different teams (LA Rams 1979-81, NY Giants 1982-89, Washington Redskins 1990-92), Rutledge was tutored during his playing days by coaching legends Bear Bryant, Joe Gibbs and Bill Parcells. Prior to working with the Cardinals, Rutledge spent the previous five seasons as the head coach and athletics director at Nashville's Montgomery Bell Academy.

In Rutledge's first season in Arizona, his quarterbacks helped the Cardinals finish with the 5th rated passing offense in the NFL while also setting a new franchise record with 32 passing touchdowns. Kurt Warner had 27 of those 32, one short of the team record for a single season.

Rutledge, a two-time Super Bowl winner, played on three different teams that made the Super Bowl (Rams-XIV, Giants-XXI, Redskins-XXVI) over the course of his playing career. He also led Alabama to a national championship in 1978. Originally a 9th round selection by the Los Angeles Rams in the 1979 NFL Draft, Rutledge played with the Rams for three seasons as a backup, including in Super Bowl XIV in his rookie season, before being traded to the New York Giants in 1982.

Serving as the backup quarterback for the Giants under Phil Simms, Rutledge's tenure with the Giants lasted eight seasons while playing in 67 games, including Super Bowl XXI, before signing as a free agent with the Redskins in 1990. He played three seasons with the Redskins as a backup quarterback to Mark Rypien and as a holder, appearing in both roles in Super Bowl XXVI.

Rutledge engineered the greatest comeback in Redskins history in 1990 when he replaced Stan Humphries in the 3rd quarter with the Redskins trailing Detroit 35-14. Rutledge led the Skins back, securing a 41-38 overtime victory by completing 30-of-42 passes for 363 yards, earning him the NFC Offensive Player of the Week award.

He finished his NFL career with 274 completions on 526 attempts for 3,628 yards and 16 touchdowns in 117 games played (11 starts).

Rutledge started his coaching career in 1995 as the quarterbacks coach at Vanderbilt University. While at Vandy, Rutledge was part of a staff that consisted of current Cardinals head coach Ken Whisenhunt and defensive line coach Ron Aiken. After leaving Vanderbilt, Rutledge stayed in Nashville and worked at Montgomery Bell Academy for five years. While at MBA, Rutledge's teams won two state championships (2002, 2003) and he finished with an overall record of 41-17. MBA finished the 2003 season with a national ranking of 12th in the country.

An all-SEC quarterback at Alabama (1975-78), Rutledge led the Crimson Tide to the 1978 national title under the legendary Bryant with a victory over Penn State in the Sugar Bowl. He finished his collegiate career with 30 touchdown passes, leaving Alabama as the then all-time leader, surpassing Joe Namath.

Rutledge was a standout prep player in football, basketball and baseball at Banks High School before earning his bachelor's degree in business from the University of Alabama. His father Jack was a minor league player in the Cubs organization (1950-52).

Rutledge and his wife Laura have three children, Brooks, Christen, and Meg.



## JEFF RUTLEDGE COACHING BREAKDOWN

Year	School/Team	Position
1995-2001	Vanderbilt University	Quarterbacks
2002-06	Montgomery Bell Academy H.S.	Head Coach/Athletic Director
2007-	Arizona Cardinals	Quarterbacks

## NFL PLAYING CAREER

Year	Team	Position
1979-81	Los Angeles Rams	Quarterback
1982-89	New York Giants	Quarterback
1990-92	Washington Redskins	Quarterback



# KEVIN SPENCER

**COLLEGE:** Springfield (MA) College

**HOMETOWN:** Queens, NY

**DOB:** November 2, 1953

**CARDINAL SEASON:** 2nd

**NFL SEASON:** 18th

## SPECIAL TEAMS

Eighteen-year NFL coaching veteran Kevin Spencer begins his second season with the Cardinals after being hired to coach special teams on 1/19/07. Previously with the Pittsburgh Steelers for five seasons (2002-06), Spencer was selected as the 2003 NFL "Special Teams Coach of the Year" by the league's special teams coaches.

In 2005, Spencer molded the Steelers special teams into one of the best units in the NFL. Pittsburgh posted two punt returns for touchdowns in 2005, marking the second time the team accomplished the feat over the course of his five-year tenure with the Steelers. The unit also ranked as one of the best in net punting average, allowing a 34.5 average for 4th in the AFC.

Steelers punt returner Antwan Randle El set a team record with four punt returns for touchdowns during his time with the Steelers (2002-05) while kicker Jeff Reed's 80.0% (112 of 140) career field goal percentage under Spencer was good for second in team history (Norm Johnson, 82.7%). Reed kicked five game winning field goals during his time with Spencer.

Prior to joining the Steelers in 2002, Spencer spent four seasons in the same capacity with the Indianapolis Colts (1998-2001). While at Indianapolis, Spencer worked with Colts kicker Mike Vanderjagt, regarded as one of the premiere kickers in the NFL. In 2001, Vanderjagt ranked 1st in the AFC in scoring (125 points) and 2nd in the NFL (127, Jeff Wilkins, St. Louis). During the 2000 season, Vanderjagt connected on 25-of-27

field goals to rank 2nd in the AFC in scoring and tied for 5th in the NFL with 121 points. Under Spencer's guidance, Vanderjagt was the first player in Colts history to post four straight 100+ point seasons.

Spencer also served three seasons with the Oakland Raiders as the special teams and quality control coach (1995), assistant linebackers coach (1996) and a defensive assistant (1997). He started his NFL coaching career in 1991 as a coaching assistant with the Cleveland Browns.

The Queens, NY native began his coaching career in 1975 as a graduate assistant at the State University of New York where he coached wrestling and lacrosse.

He coached at Detroit Country Day High School (1976-79) in Birmingham, MI, before becoming a graduate assistant at Cornell (1979-80). Spencer then coached for one season at the Gillman School in Baltimore, MD before holding positions as the head freshman coach (1981-85) and offensive coordinator (1986) at Ithaca College. He served five years (1987-91) as the head coach at Wesleyan (CT) University where he compiled a 14-26 overall record, including a 6-2 mark in 1990. While at Wesleyan, Spencer coached current New York Jets head coach Eric Mangini for two seasons (1989-90).

As a collegian, Spencer played football and lacrosse at Springfield (MA) College from 1972-75 and earned a master's degree from SUNY-Cortland in 1976.

Spencer and his wife, Rosemarie, have two sons Timothy and Jack.



## KEVIN SPENCER COACHING BREAKDOWN

Year	School/Team	Position
1975-76	SUNY-Cortland	Graduate Assistant
1976-79	Detroit Country Day High School	Assistant Coach
1979-80	Cornell	Graduate Assistant
1980-81	Gilman School	Head Coach
1981-85	Ithaca College	Head Freshman Coach
1986	Ithaca College	Offensive Coordinator
1987-91	Wesleyan (CT)	Head Coach
1991-94	Cleveland Browns	Coaching Assistant
1995	Oakland Raiders	Quality Control
1996	Oakland Raiders	Assistant Linebackers
1997	Oakland Raiders	Defensive Assistant
1998-2001	Indianapolis Colts	Special Teams
2002-2006	Pittsburgh Steelers	Special Teams
2007-	Arizona Cardinals	Special Teams



## DEDRIC WARD

**COLLEGE:** Northern Iowa

**HOMETOWN:** Cedar Rapids, IA

**DOB:** September 29, 1974

**CARDINAL SEASON:** 2nd

**NFL SEASON:** 2nd

### OFFENSIVE QUALITY CONTROL

Former NFL wide receiver Detric Ward begins his second season with the Cardinals as offensive quality control coach after being hired on 3/21/07. Ward began his coaching career in 2006 as the wide receivers coach for Missouri State after playing eight NFL seasons with the New York Jets (1997-2000), Miami Dolphins (2001-02), Baltimore Ravens/New England Patriots (2003), and Dallas Cowboys (2004).

A Cedar Rapids, IA native, Ward coached on the staff of his former college coach Terry Allen with the Missouri State Bears in 2006 after retiring from the NFL following the 2004 season.

A third-round (88th overall) selection of the Jets in the 1997 NFL Draft out of Northern Iowa, Ward played four seasons in New York and had his best season in 2000 when he collected 54 receptions for 801 yards (14.8 yard avg.) and three touchdowns. In 2001, Ward signed with the Dolphins as an unrestricted free agent and played two seasons in Miami as a reserve wide receiver recording 40 receptions for 381 yards while also returning punts.

Ward signed with New England as a free agent in 2003, but was released at the end of training camp. He then signed with the Baltimore Ravens where he appeared in three games before being released and resigning with the Patriots where he earned a Super Bowl ring following New England's 32-29 victory over Carolina in Super Bowl XXVIII. Ward finished his playing career

in 2004 with the Dallas Cowboys where he appeared in eight games as a reserve wide receiver.

Over the course of Ward's career, he played in 103 regular season games (26 starts) with 167 receptions for 2,307 yards and 12 touchdowns while also returning 123 punts for 1,026 yards (8.3 yard avg.) and six kickoffs for 90 yards. He also appeared in six playoff games with 12 receptions for 156 yards.

On the college level, Ward was a four-year letterman (1993-96) at Northern Iowa where he is the school's all-time receiving leader with 4,539 yards and all-time leading scorer with 50 touchdowns and 300 points. He left the school ranked 2nd in all-purpose yards (5,987) and 3rd in receptions (208) and was a first-team all-Gateway selection three times (1994-96). He established a school single-game standard for receiving yards (247 vs. Illinois St) and was a

consensus I-AA All-America selection as a senior when he caught 70 passes for 1,556 yards and 17 touchdowns and also as a junior. He was also named the conference offensive player of the year each of his final two seasons.

Ward attended Washington High School where he lettered in football and basketball and he graduated from Northern Iowa with a degree in psychology. While in college, Ward was also a member of the track team, placing third in the Gateway Conference in the 55-meter dash and also setting a school record in the 200-meter dash in 1997 as a senior.



### DEDRIC WARD COACHING BREAKDOWN

Year	School/Team	Position
2006	Missouri State	Wide Receivers
2007-	Arizona Cardinals	Offensive Quality Control

### NFL PLAYING CAREER

Year	Team	Position
1997-2000	New York Jets	Wide Receiver
2001-02	Miami Dolphins	Wide Receiver
2003	Baltimore Ravens	Wide Receiver
2003	New England Patriots	Wide Receiver
2004	Dallas Cowboys	Wide Receiver



## STEVE KEIM

**COLLEGE:** North Carolina State  
**HOMETOWN:** Harrisburg, PA  
**CARDINAL SEASON:** 10th  
**NFL SEASON:** 10th

### DIRECTOR, PLAYER PERSONNEL

Steve Keim enters his 10th season with the Cardinals after joining the club in May, 1999 as a regional scout. Formerly the Cardinals scout in the east, Keim was promoted to the title of Director, College Scouting in June, 2006 and was promoted again to his current title of Director, Player Personnel in May, 2008. In his current role, Keim coordinates the activities of both the college and pro scouting departments under the direction of General Manager Rod Graves.

Keim attended Red Land High School in Lewisberry, PA and earned a bachelor's degree in communications from North Carolina State 1995.

A two-time all-Atlantic Coast Conference selection as a guard at N.C. State, Keim started 36 consecutive games at left guard for the Wolfpack. He was named the offensive freshman of the year in 1991 and was the ACC Player of the Week following the team's

victory over Maryland in November, 1994. During a standout senior season where he was also a captain, Keim was named the N.C. State offensive line MVP and won the Jim Ritcher Award for the highest graded offensive lineman in addition to being named 3rd team All-American from Gameplan magazine.

Keim had a brief stint in pro football as a free agent with the Miami Dolphins (1996) and Edmonton Eskimos (1997) of the Canadian Football League before returning to coach at N.C. State.

He served as assistant strength and conditioning coach at his alma mater for two years, assisted the recruiting coordinator with evaluations, and served as a liaison to NFL personnel wishing to scout Wolfpack football players. In the fall of 2004, Keim was inducted into the Pennsylvania Sports Hall of Fame.

Keim resides in Raleigh, NC with his wife, Kimberly, their son Carson and their daughter Sloane.



## JASON LICHT

**COLLEGE:** Nebraska-Wesleyan  
**HOMETOWN:** Fremont, NE  
**CARDINAL SEASON:** 1<sup>st</sup>  
**NFL SEASON:** 13<sup>th</sup>

### PERSONNEL EXECUTIVE

Jason Licht begins his first season with the Cardinals as a personnel executive after joining the team in June, 2008. He joins Arizona after spending the previous five years with the Philadelphia Eagles, including the past two years as Vice President of Player Personnel. His main responsibility will be to work as a member of the Cardinals pro personnel department.

Licht (pronounced LIGHT) joined the Eagles in 2003 as the club's assistant director of player personnel until being promoted in 2006. He came to Philadelphia after a four-year stint as a member of New England's player personnel staff. He was hired by the Patriots in 1999 as a college scout and was elevated to national scout and then to assistant director of player personnel. In 2004, Licht served on the Leadership Selection Committee for the National Invitation Camp/National Football Scouting, which researched, interviewed and hired the

current Director of NIC/NFS, Jeff Foster.

He started his NFL career in Miami from 1995-96, serving as an assistant in the college and pro personnel scouting departments for the Dolphins before becoming an offensive assistant/quality control coach in 1996. In 1997, he worked for National Football Scouting (NFS), a college football scouting service, before joining Carolina's scouting staff in 1998.

An All-Conference defensive tackle at Nebraska-Wesleyan where he played in 1993-94, he was originally a walk-on at the University of Nebraska and played linebacker on the freshman team in 1989. He switched to guard for two years (he redshirted in 1990 and lettered in 1991) before transferring.

A graduate of Yuma (CO) High School, Licht was born in Fremont, NE, on February 13, 1971. He and his wife, Blair, reside in the Phoenix area.



## REGGIE TERRY

**COLLEGE:** Syracuse

**HOMETOWN:** Hempstead, NY

**CARDINAL SEASON:** 2nd

**NFL SEASON:** 4th

### DIRECTOR, FOOTBALL ADMINISTRATION

Reggie Terry begins his second season with the Cardinals as Director, Football Administration after being hired in June, 2007. Terry joined the Cardinals after spending 14 seasons at Syracuse University, serving the last seven seasons with the school's football operations staff.

With the Cardinals, Terry's responsibilities include negotiating contracts, managing the team's salary cap, managing player personnel matters and directing the team's travel.

Terry joined the Syracuse football staff in 2000 as the Director of Football Operations and Player Development and stayed in that position until being elevated to Associate Director of Athletics for Football Operations in 2006. At Syracuse, Terry was responsible for the day-to-day operations of the football program, team travel, the team's compliance with NCAA academic requirements, coordination of pro days, youth clinics and camps and an agent education program.

While at Syracuse, Terry helped organize bowl trips for the 2004 Champs Sports Bowl representing the Big East Conference as Co-Champions as well as the 2001 Insight.com Bowl. He joined the Syracuse staff under head coach Paul Pasqualoni in 2000 and

was one of two holdovers to be retained when current head coach Greg Robinson took over in 2005.

Prior to joining the Syracuse football program in 2000, Terry worked as a graduate assistant and administrative supervisor in the Orange athletic department from 1993-1999. He also worked as an intern with the New York Jets football operations department in 1997 before interning with the NFL's Management Council in 1998.

A linebacker at Syracuse (1989-93), Terry was a part of the school's bowl game victories in 1993 (Fiesta Bowl), 1992 (Hall of Fame Bowl), 1990 (Aloha Bowl), and 1989 (Peach Bowl).

A native of Hempstead, NY, Terry graduated from Syracuse in 1993 with degrees in both history and education. A two-time Big East Conference Academic All-Star, Terry also earned the Hitachi Promise of Tomorrow Scholarship. He received his Master's degree in 1994 in education, his C.A.S. in education leadership in 1999 and is currently working on his PhD in higher education at Syracuse.

Born December 30, 1970 in Rockville Centre, NY, Terry and his wife, Tamicka, have four children, Ryon, Reggie II, Regen, and Rory.

## SUPER BOWL XLII FIELD TAKES ROOT AT MOON VALLEY HIGH SCHOOL

The grass field on which the New York Giants defeated the New England Patriots in Super Bowl XLII was moved one final time after the big game. The National Football League in conjunction with the Arizona Cardinals donated the sod installed for the Super Bowl to Moon Valley High School in North Phoenix.

The Tifway 419 hybrid Bermuda sod – the same type of grass used for Cardinals games at the stadium – was grown in Alabama and transported in climate controlled trucks to University of Phoenix Stadium in mid-January. The National Football League entrusted the installation of the sod to Chandler-based Evergreen Turf, a proud partner of the Arizona Cardinals.

A number of other local companies donated both manpower and materials required in transporting the field to Moon Valley High. Turf Equipment Source was responsible for tilling the top soil while All Sports Turf Aeration was handling field aeration. The field received a laser grading from Turf Equipment Source with additions of soil from Pioneer Landscaping Materials. Target Specialty Products provided the necessary fertilizers and Hunter Industries through Horizon Irrigation is providing needed sprinkler head replacements. Simpson Norton assisted with turf equipment needed to prepare the field for the installation of the sod.

In all, approximately 75,000 square feet of sod was transported from University of Phoenix Stadium to Moon Valley High School.





## QUENTIN HARRIS

**COLLEGE:** Syracuse

**HOMETOWN:** Wilkes-Barre, PA

**CARDINAL SEASON:** 5<sup>th</sup>

**NFL SEASON:** 6<sup>th</sup>

### PRO SCOUT

Former Cardinals safety Quentin Harris begins his first season as a pro scout in Arizona after being hired in June, 2008. A free safety for four seasons with the Cardinals (2002-05), Harris is beginning his scouting career after finishing his NFL playing days with the Denver Broncos in 2006.

Harris was signed by the Cardinals as an undrafted rookie free agent on May 3, 2002 out of Syracuse and appeared in 54 games over four seasons including six starts. He led the Cardinals in special teams tackles for two consecutive seasons (19 in 2004, 24 in 2005) before signing as a free agent with the New York Giants in 2006. After being waived by the Giants following training camp, Harris was signed by the Broncos later that season and appeared in six games.

He finished his NFL career with 50 tackles (42 solos), one sack, one interception, five passes defended, one forced fumble and one fumble

recovery and 58 special teams tackles in 60 career games (six starts).

Harris was a four-year starter at free safety for Syracuse where he finished his Orange career with 327 tackles (183 solos), four forced fumbles, four fumble recoveries and 10 interceptions in 42 career games. Harris left Syracuse ninth in school history for the most career interceptions while also being chosen as an honorable mention All-American, first-team All-Big East conference selection and a second-team choice from the conference's coaches as a senior in 2001.

Born January 26, 1977, Harris was an honorable mention All-America selection at Wyoming Seminary Upper School in Kingston, PA. He received a bachelor's degree in Information Studies from Syracuse in 2001.

Harris and his wife Tara have a daughter, Aliya, and two sons, Amani and Elijah and the family resides in Phoenix, AZ.

## NFL SETS PAID ATTENDANCE RECORD FOR SIXTH STRAIGHT YEAR; CARDINALS CONTINUE TO SELL OUT UNIVERSITY OF PHOENIX STADIUM

For the sixth consecutive year, the NFL established a new season attendance record for all games and surpassed the 22 million mark for the second straight year. In helping set that record, the Cardinals established their own franchise record after 516,646 fans attended regular season games, eclipsing the 2006 record mark of 508,829.

The Cardinals sellout streak at University Phoenix Stadium continued, selling out all 10 games in 2007 (including preseason). Entering the 2008 season, the team has now sold out all 20 games played at the new stadium. Arizona averaged 64,580 fans per game in 2007, with the highest attended game coming when the team hosted the Pittsburgh Steelers, drawing 64,844 fans.

NFL paid attendance for all 2007 games was 22,256,502, an increase of 56,790 over the previous record total of 22,199,712 in 2006.

The 2007 NFL regular-season total paid attendance of 17,345,205 and the average of 67,755 per game were both all-time records as well.

A total of 4,119,278 tickets were sold for 65 preseason games for an average of 63,374. Twelve postseason games produced a sale of 792,019, including 71,101 for Super Bowl XLII.





## GEORGE BELU

**COLLEGE:** Ohio University

**HOMETOWN:** Lorain, OH

**CARDINAL SEASON:** 8th

**NFL SEASON:** 8th

### SCOUT

Veteran college football coach George Belu shifted career gears in 2001 when he joined the Cardinals scouting staff after closing out his coaching career at Ohio State University.

Belu, now in his eighth season with the Cardinals, scouts the midwest and eastern part of the country. A 38-year coaching veteran, Belu broke into the football profession in 1965 and was the offensive coordinator at five schools and offensive line coach at six universities.

His coaching highlights include an 11-0 season and Tangerine Bowl appearance at Miami (OH) in 1973, a Big Eight Conference title and two bowl appearances at Colorado, an Orange Bowl trip at Louisiana State, an Atlantic Coast Conference (A.C.C.) championship at North Carolina State, an Aloha Bowl appearance at Wake Forest, and a bowl game at Ohio State.

His coaching pedigree was shaped by serving on the staffs of an impressive list of head coaches—Jim Caldwell (Wake Forest), John Cooper (Ohio State), Bill Mallory (Indiana, Colorado, and Miami, OH.), Keith Piper (Denison), and Jerry Stovall (Louisiana State).

Belu ended his coaching career at Ohio State as offensive line coach for the Buckeyes in 2000 when they appeared in the Outback Bowl.

Prior to his stay at Ohio State, he was the running-game coordinator at Wake Forest where the Demon

Deacons rushing attack made the second biggest improvement in A.C.C. history, jumping from 65.4 yards per game to 175.7 yards per outing the following season.

Before landing at Wake Forest, Belu spent 13 seasons at Indiana as offensive coordinator and offensive line coach. The Hoosiers appeared in six postseason games (All-American Bowl, Copper Bowl, Independence Bowl, Liberty Bowl, Peach Bowl twice) during Belu's tenure.

Belu's lengthy stay at Indiana was preceded by stops at Louisiana State (1980-83), North Carolina State (1979), Colorado (1974-78), Miami (1973), and Denison (1968-72).

During Belu's tenures, Louisiana State reached the Orange Bowl in 1982, N.C. State won the A.C.C. title in 1979, Colorado was co-champion of the Big Eight Conference in 1976 and earned bids to the Orange (1976) and Astro-Bluebonnet (1975) bowls, and Miami's 11-0 squad won the Mid-American Conference championship and a berth in the Tangerine Bowl in 1973.

Belu, a Lorain, OH native who holds bachelors of science and masters in education from Ohio University, is a member of the Lorain Football Sports Hall of Fame.

He is married to his wife Janet and the couple has two sons, David and Thomas, two daughters, Kathleen and Rebecca, and seven grandchildren.



## MIKE BONI

**COLLEGE:** Ohio University

**HOMETOWN:** Moon Township, PA

**CARDINAL SEASON:** 1st

**NFL SEASON:** 3rd

### SCOUT

Mike Boni enters his first season with the Cardinals after joining the team's scouting department in June, 2008. He comes to Arizona after spending the past two years with the Buffalo Bills, the first year in the pro personnel department and then in 2007 as a college scout administrator. His primary area of responsibility is scouting the northeast region of the country while also serving as the Cardinals representative with the National Football Scouting service.

Boni started his professional career with the NFL's New York office in 2002-03 serving as an operations

intern for NFL Europe. He then returned to Ohio University where he served as a student assistant for the football team during the 2003 season.

In 2004, Boni was hired as the linebackers coach and video coordinator for Division III Frostburg State University where he spent two seasons until being hired by the Bills in 2006.

Boni graduated from Ohio University with a bachelor's degree in Sport Sciences in 2004 and then received a Master's of Business Administration from Frostburg State in 2006.



## MALIK BOYD

**COLLEGE:** Southern University

**HOMETOWN:** Houston, TX

**CARDINAL SEASON:** 4th

**NFL SEASON:** 9th

### SCOUT

Malik Boyd enters his fourth season with the Cardinals in the scouting department after joining the team in June, 2005. The seventh-year scout came to Arizona after spending the previous two seasons in Indianapolis after joining the Colts in June, 2003. Boyd was promoted to regional scout in 2008 after previously working as an area scout. His primary area of responsibility is cross checking player evaluations for the western half of the country.

A Houston, TX native, Boyd attended Southern University where he played defensive back and graduated with a bachelor's degree in rehabili-

tation counseling/psychology in 1994. He went on to play for the Minnesota Vikings (1994-95), the New Orleans Saints (1996) and was with British Columbia in the CFL (1997). Serving as a nickel back during his rookie season with the Vikings, Boyd led all non-starters with 42 tackles and one interception.

After his playing career was finished, Boyd served as the defensive backs coach at his alma matter Smiley High School in Houston, TX from 1999-2001. During that span Boyd worked as a scouting intern with the Vikings in 2001.

Boyd resides in Houston, TX.



## DON CORZINE

**COLLEGE:** Indiana University

**HOMETOWN:** North Canton, OH

**CARDINAL SEASON:** 4th

**NFL SEASON:** 4th

### SCOUT

Don Corzine enters his fourth season with the Cardinals and his first scouting the eastern region of the country after being promoted to an area scout in 2008. Corzine spent his first three years with Arizona scouting the northeast region while also serving as the Cardinals representative with the National Football Scouting service after being hired in 2005.

Corzine joined the organization after spending the previous six seasons on the University of Connecticut football staff, including the last five as the Director of Football Operations. As the director, he oversaw official and unofficial recruiting visits, team travel, high school coach relations, preseason camp, player housing, budgetary matters, and day-to-day operations. He joined the UConn staff in March, 1999 as a defensive assistant while also handling the recruiting coordinator duties. In addition to his duties as Director of Football Operations at UConn, he also served as the director of UConn Head Coach Randy Edsall's Football Camp for six years.

A 1998 graduate of Indiana University with a degree in Sports Management, Corzine began his

football career during high school, evaluating college players for the Cleveland Browns. While an undergraduate at IU, Corzine served in a variety of positions as a student assistant. From 1994-97, he served under then head coach Bill Mallory. In his first year, Corzine worked with the linebackers, under Joe Novak, before shifting for the last three years to the position of video coordinator while also helping to coach the defensive backs under Doug Mallory and then Jon Harbaugh. While at Indiana, he worked closely with the recruiting coordinator in the evaluation of prospects and coached at the Bill Mallory Football Camp. In 1998 Corzine served as an intern for Harold Mauro, Indiana's Senior Associate Athletic Director.

A North Canton, OH native, Corzine got his first job out of college as a graduate assistant/video coordinator at Ball State University for the 1998 season under Bill Lynch before moving onto UConn the following year.

Born May 13, 1976, Corzine resides in Warwick, RI.



## DRU GRIGSON

**COLLEGE:** Northern Iowa  
**HOMETOWN:** Highland, IN  
**CARDINAL SEASON:** 1st  
**NFL SEASON:** 1st

### SCOUT

Dru Grigson begins his first season with the Cardinals after joining the team in June, 2008 as a college scout. He came to Arizona after spending a year with the Montreal Alouettes in the CFL as a scout. His primary area of responsibility with Arizona will be scouting the central and southeast regions of the country.

A Highland, IN native, Grigson was a linebacker/defensive end at New Mexico State from 1997-1999 before transferring to the University of Northern Iowa in 2000. He finished his collegiate playing career at William Penn University in 2002 as he recorded 54 tackles, 11 tackles for loss, two sacks, one forced fumble and two pass deflections.

He signed as a rookie free agent with the Minnesota Vikings in 2003 and attended training camp with the Ottawa Renegades in the CFL in 2004.

Prior to joining the Alouettes in 2007, he was a volunteer scout for the Philadelphia Eagles in 2005-2006 and worked with his brother, Ryan, the Director of Scouting for the Eagles.

He is a certified strength and conditioning coach and has trained NFL prospects and current pro players. He assisted the Northwestern University speed and strength program in 2004.

Grigson, 29, graduated from Northern Iowa with a bachelor's degree in General Studies in 2002 and resides in Chicago, IL.



## JERRY HARDAWAY

**COLLEGE:** Southern Illinois  
**HOMETOWN:** Memphis, TN  
**CARDINAL SEASON:** 20th  
**NFL SEASON:** 21st

### SCOUT

Jerry Hardaway, who has coached extensively at the collegiate and high school levels, begins his 20th season with the Cardinals and 21st in the NFL with a primary responsibility for scouting the eastern half of the country.

Hardaway, who returned to the Cardinals' organization in 1996 after a one-year hiatus (1995) as an area scout for the expansion Carolina Panthers, has handled regional scouting the past five years after working the previous four years as the Cardinals' national scouting coordinator.

He coached running backs and the defensive secondary during a three-year tenure at the University of California (1984-86) under former NFL quarterback Joe Kapp where he was utilized in national recruiting efforts.

Prior to joining the Cal staff, Hardaway spent six seasons (1978-83) under the late legendary Head Coach Eddie Robinson as running backs and special-teams coach at Grambling State. During Hardaway's stay, the Tigers registered a

49-14-4 composite record and four conference championships.

Hardaway began his collegiate coaching career at Memphis State under current Carolina Panthers wide receiver coach Richard Williamson, where he tutored tight ends, offensive tackles, and special teams from 1975-77.

He also coached on the high school level, serving as head coach of Bolton High School in Memphis-Arlington, TN in 1974 and head coach and athletic director at his alma mater, Salesian Prep, in Richmond, CA prior to joining the Cardinals the first time.

As a player, Hardaway lettered as a fullback and tight end at Southern Illinois University (S.I.U.) where he was named co-captain in 1973.

Hardaway, born in Memphis, TN but reared in Richmond, CA, graduated from S.I.U. with a bachelor's degree in speech education in 1974. He also earned a master's degree in sports administration from Grambling State in 1979.



## DAVE RAZZANO

**COLLEGE:** California State-Hayward

**HOMETOWN:** Sharon, PA

**CARDINAL SEASON:** 3rd

**NFL SEASON:** 21st

### SCOUT

Dave Razzano enters his third season with the Cardinals and his 21st in the NFL after he was hired by the team to scout the western region of the country in 2006.

Razzano joined the Cardinals two years ago after spending the previous 14 years with the St. Louis Rams in their scouting department as a college scout. He started his NFL career in the scouting department of the San Francisco 49ers for four seasons (1988-1991).

A 1987 graduate of California State-Hayward with a degree in sociology, Razzano also played

college football as a running back for Sierra Community College in Rocklin, CA before transferring to Cal-State Hayward.

Born in Sharon, PA, Razzano got his start for the 49ers under his father, the late Tony Razzano. His father scouted in pro football for over 30 years while Dave has experience in college scouting, pro personnel and NFL Draft coordination over the past 20 years.

Born July 11, 1959, Razzano and his wife, Thu, live in Roseville, CA, with their four children, Matthew, Jay, Lily, and Guy.



## TOM REED

**COLLEGE:** Kentucky

**HOMETOWN:** Louisville, KY

**CARDINAL SEASON:** 1st

**NFL SEASON:** 10th

### HEAD ATHLETIC TRAINER

Tom Reed begins his 10th year in the NFL and first season as the Cardinals head athletic trainer after being hired to the position in June, 2008.

Reed came to the Cardinals after working the previous nine seasons (1999-2007) as an assistant athletic trainer with the Atlanta Falcons.

Born in Madison, WI and raised in Louisville, KY, Reed began his full-time training career as an assistant athletic trainer at Miami (OH) University from 1996-99 working with football, men's basketball, soccer, and track and field before joining the Falcons for the 1999 season.

Reed played football for the University of Louisville in 1988-89 before transferring to the University of Kentucky where he finished his

degree in exercise science and kinesiology in 1994. He did post-baccalaureate work in facilities management while working as a rehabilitation coordinator with the football team during his time at Kentucky. While in graduate school, Reed also served as a rehabilitation and therapeutic modalities instructor at Miami's athletic training curriculum program.

The 37-year old Reed completed summer internships with the Falcons in 1994 and 1995 and was a Professional Football Athletic Trainers Society (PFATS) scholarship winner in 1994.

Reed and his wife, Nicole, reside in the Phoenix area with their sons, Jackson and Jameson Elliott.



## FREDDIE CARABAJAL

**COLLEGE:** New Mexico  
**HOMETOWN:** Melbourne, FL  
**CARDINAL SEASON:** 6th  
**NFL SEASON:** 6th

### ASSISTANT ATHLETIC TRAINER

Freddie Carabajal enters his sixth season on the Cardinals training staff after being hired as a full-time member in 2003.

Born in Melbourne, FL, Carabajal graduated from the University of New Mexico with a degree in athletic training in 1996 and subsequently added a master's degree in sports administration in 2001.

During and after his undergraduate days, however, he was an annual training camp intern for the Cardinals from 1996-1999, during which time he also served as a graduate assistant to his alma mater's training staff from 1997-98.

Following his stay in Albuquerque, Carabajal served as head athletic trainer for the New

Mexico Scorpions of the Western Professional Hockey League from 1998-99, then held a similar position along with duties as equipment and road manager for the New Mexico Slam of the International Basketball League through their 2000 season.

In 2001, Carabajal was named head trainer for the Rhein Fire of the NFL Europe League, a position he maintained through the 2003 season while also serving as a seasonal intern for the Cardinals once the Fire's season was completed.

Carabajal, his wife Paula and their daughter Mia reside in Maricopa, AZ.



## JEFF HERNDON

**COLLEGE:** Missouri  
**HOMETOWN:** Hallsville, MO  
**CARDINAL SEASON:** 23rd  
**NFL SEASON:** 23rd

### ASSISTANT ATHLETIC TRAINER

Jeff Herndon enters his 23rd season on the Cardinals' training staff.

Herndon, fellow assistant trainer Jim Shearer, and head trainer John Omohundro were named the National Football League's 1993 athletic training staff-of-the-year by the Professional Football Athletic Trainers Society (PFATS) and recognized for that achievement at the annual Ed Block Courage Awards Dinner.

Herndon earned a master's degree in physical education from Syracuse University in 1985

after completing his undergraduate work at the University of Missouri.

The Hallsville, MO native first worked with the Cardinals during the 1984 and '85 preseason training camps. He followed that initiation as an athletic trainer at Tascosa High School in Amarillo, TX from 1985-86 before rejoining the Cardinals fulltime in 1986.

Herndon and his wife, Gail, reside in Gilbert, AZ with their daughter, Elsa.



## JIM SHEARER

**COLLEGE:** Wyoming  
**HOMETOWN:** Worland, WY  
**CARDINAL SEASON:** 35th  
**NFL SEASON:** 35th

### ASSISTANT ATHLETIC TRAINER

Jim "The Machine" Shearer enters his 35th year with the Cardinals, assisting in all aspects of the training and medical areas.

Shearer has been on the field for 679 NFL games, including preseason and postseason since joining the Cardinals in 1974.

Shearer, along with fellow assistant Jeff Herndon, and head trainer John Omohundro were named the National Football League's 1993 athletic training staff-of-the-year by the Professional Football Athletic Trainers Society (PFATS) and recognized for that achieve-

ment at the annual Ed Block Courage Awards Dinner.

A graduate of the University of Wyoming with a bachelor's degree in physical education, Shearer worked in Gillette, WY as the city's assistant recreation director and head trainer at Gillette High School before returning to Wyoming as a graduate assistant trainer in 1973-74.

Born in Worland, WY, Shearer and his wife, Nelma, have a son, Christopher, and a daughter, Sarah. The family resides in Tempe, AZ.



## JOHN OMOHUNDRO

**COLLEGE:** Wyoming  
**HOMETOWN:** Salt Lake City, UT  
**CARDINAL SEASON:** 42nd  
**NFL SEASON:** 42nd

### SENIOR ADVISOR TO SPORTS MEDICINE

In June of 2008, John Omohundro stepped down from his role as head athletic trainer with the team, a position he held for 36 seasons. He will, however, continue to serve the club as Senior Advisor to Sports Medicine.

Omohundro held the distinction as the longest-tenured head athletic trainer in the National Football League and has been with the Cardinals for the past 41 seasons in all. Including preseason and playoff appearances, Omohundro worked 814 Cardinals games over the course of his time with the club. When the Cardinals took the field at home against Seattle on 9/16/07, Omohundro celebrated his 800th NFL game, including preseason and postseason.

Earlier this past offseason, Omohundro was awarded the 2008 Fain-Cain Memorial Award at

the NFL's scouting combine. The award is given by the NFL Teams Physician's Society to a member of the Pro Football Athletic Trainers Society who "best reflects the virtues of a certified athletic trainer and displays the highest level of professionalism."

Omohundro and staff were recognized in 1993 when they were named the National Football League's athletic training staff-of-the-year by the Professional Football Athletic Trainers Society (PFATS). They were recognized for that achievement at the annual Ed Block Courage Awards Dinner.

During high school, Omohundro's career in athletics and life-long love affair with baseball began wholesomely as the winner of a contest

*(John Omohundro continued on page 42)*

*(John Omohundro continued from page 41)*

to become bat boy for the Pacific Coast League Salt Lake City Bees in his hometown. Omohundro soon became a jack-of-all-trades around the Bees' clubhouse in the late 1950s and early '60s with future major leaguers like Sam McDowell, Dick Hall, and Dick Stuart, and performing as a clubhouse assistant, traveling secretary, and assistant trainer for future San Francisco Giants head trainer Al Wylder.

Omohundro began his undergraduate studies while serving as head trainer at the College of Southern Utah from 1961-62. He spent 1962-65 in Laramie, WY at the University of Wyoming, serving as a student athletic trainer during his undergraduate studies. After earning his bachelor's degree in physical education/allied health sciences in 1965, Omohundro remained as a graduate assistant trainer.

He also served six years as a sergeant in the U.S. Army Reserve as a senior medical specialist, including one stint on active duty from January-June, 1967 before beginning his long association with the Cardinals in time for the 1967 football season.

He served as the team's assistant trainer for

four seasons (1967-70) before his promotion to head trainer in 1971.

Omohundro has taken an active role in his professional associations throughout his career. He served PFATS as secretary/treasurer from 1976-82, followed by a two-year term as the National Football Conference representative. He also is the former member of the National Athletic Trainers Association (NATA) Ethics Committee. In 1993, NATA named Omohundro recipient of its 25-year distinguished service award. Omohundro also is a former chairman of the Missouri State Athletic Trainer Advisory Committee.

Omohundro is a member of the Missouri Sports Hall of Fame, and a member of the International Narcotics Officers' Association.

In 1999, Seton Catholic High School in Chandler, AZ honored Omohundro's support and fund-raising efforts for the school's baseball program by naming its field "John Omohundro Field." The field was rededicated to Omohundro this past February.

Omohundro, wife Martha and sons John and Jim reside in Tempe, AZ while daughter Neely resides in St. Louis, MO.



## MARK AHLEMEIER

**COLLEGE:** Florissant Valley

**HOMETOWN:** St. Louis, MO

**CARDINAL SEASON:** 28th

**NFL SEASON:** 28th

### EQUIPMENT MANAGER

Mark Ahlemeier enters his 28th season with the Cardinals equipment department and his 21st season as the equipment manager after five years as the assistant.

Earlier this offseason, he was honored with the Whitey Zimmerman Award recognizing the NFL Equipment Manager of the Year.

His responsibilities include the purchase and maintenance of all team equipment and sideline apparel, outfitting players, coaches,

and other football staff for practices and games. He also coordinates the transport of all team gear for training camp, home and away games.

Ahlemeier was born in St. Charles, MO, and attended Ritenour High School and Florissant Valley College in St. Louis. He and his wife, Patti, have three children—daughters Mandy and Molly, and son Mark. They live in Tempe, AZ.



## STEVE CHRISTENSEN

**COLLEGE:** New Mexico State  
**HOMETOWN:** St. Cloud, MN  
**CARDINAL SEASON:** 21st  
**NFL SEASON:** 21st

### ASSISTANT EQUIPMENT MANAGER

Steve Christensen enters his 21st year as the Cardinals' assistant equipment manager, assisting department head Mark Ahlemeier in all phases of the team's logistical and equipment preparations.

Born in St. Cloud, MN, Christensen attended Bozeman (MT) High School before enrolling at New Mexico State University and later Western Montana College to study art education.

After working at both schools as a student equipment manager, Christensen was appointed to the equipment staff at Arizona State University as an assistant in 1982. He remained with the Sun Devils until joining the Cardinals in June of 1988 shortly after the team's arrival in Arizona. The father of one daughter, Kelsey, Christensen resides in Chandler, AZ.



## ROBERT BRAKEL

**COLLEGE:** Robert Morris  
**HOMETOWN:** Morristown, NJ  
**CARDINAL SEASON:** 2nd  
**NFL SEASON:** 11th

### VIDEO DIRECTOR

Robert Brakel begins his second season with the Cardinals as video director after being hired to the position in June, 2007. The Morristown, NJ native joined Arizona last year after spending the previous nine seasons as a video assistant with the Pittsburgh Steelers.

With the Steelers, Brakel was part of the Super Bowl XL staff in addition to working three AFC Championship games and two Pro Bowls.

In 2001, Brakel served as video director for the World Bowl Champion Berlin Thunder of NFL Europe. His duties included shooting all practices and games both home and away and producing cut-ups for the coaching staff.

As a student at Robert Morris University, Brakel was the video coordinator for the football team from 1996-98 and for the hockey team from 1997-98. He received bachelor's degrees from the school in sports management and communications before joining the Steelers in 1998.



# CARDINALS STAFF



**William V. Bidwill**  
Vice President



**Ron Minegar**  
Executive Vice President/  
Chief Operating Officer



**Adrian Bracy**  
Chief Financial Officer



**Pete Alosi**  
Strength and  
Conditioning Assistant



**Erica Anderson**  
Senior Manager,  
Corporate Partner  
Services



**Orlando Avila**  
Manager, Marketing and  
Broadcast Services



**Rachel Badernar**  
Ticket Office  
Representative



**Carl Belanger-Maas**  
Senior Manager, Loft  
and Guest Relations



**Dr. Dan Blackwood**  
Neuro-Psychologist



**Steve Bomar**  
Senior Director,  
Ticketing



**Jamie Brandt**  
Senior Director,  
Ticket Sales



**Kate Brandt**  
Website Coordinator



**Dr. Michael Brennan**  
Team Physician  
(Orthopedist)



**Scott Bull**  
Box Office Manager  
(Tempe)



**Rolando Cantu**  
Manager, International  
Business Ventures



**Miriam Carlson**  
Director, Financial  
Planning & Analysis



**Steve Carlson**  
Account Executive,  
Ticket Sales



**Justin Casey**  
Football Administration/  
Salary Cap

## CARDINALS STAFF



**Shawn Clark**  
Broadcast Services  
Coordinator



**Michael Conner**  
Video and Scoreboard  
Operations Manager



**Wendy Cooley**  
Entertainment  
Coordinator



**Randy Cousar**  
Scoreboard Engineer



**Pam Craven**  
Manager, Business  
Development



**Kim Cruz**  
Account Executive,  
Ticket Sales



**Mark Dalton**  
Vice President,  
Media Relations



**Dr. Michael Dersam**  
Team Physician  
(Orthopedist)



**Ryan Devlin**  
Video Intern



**Mike Dowling**  
Broadcast Coordinator/  
Producer



**John Drum**  
Vice President,  
Stadium Operations



**Anthony Edwards**  
Senior Director,  
Player Development



**Rich Elsner**  
Physical Therapist



**Mark Feller**  
Vice President,  
Technology



**Ryan Funk**  
Box Office Manager  
(Glendale)



**Melissa Gaspard**  
Executive Assistant/  
Paralegal



**Scott Gavin**  
Mascot Coordinator



**Barbara Gill**  
Administrative  
Assistant, Coaching



**Greg Gladysiewski**  
Special Projects



**Jeff Gonzalez**  
Video Assistant



**Stefan Gunther**  
Superintendent  
Producer



**Jonathan Hayward**  
Broadcast Coordinator/  
Producer



**Mike Helm**  
Media Relations  
Coordinator



**Kore Higuchi**  
Assistant Turf Manager



**Michael Iaquinta**  
Senior Manager,  
Business Development



**Chris Janczewski**  
Coordinator



**D'Ann Jordan**  
Executive Assistant



**Heather Karberg**  
Director, Cardinals  
Cheerleaders



**Amber Kelley**  
Administrative  
Assistant



**Rick Knight**  
Vice President, Security



**Cindy Krawczyk**  
Assistant to Head Coach



**Dr. Wayne Kuhl**  
Team Physician  
(Internist)



**Marie Lay**  
Accounts Payable



**Greg Lee**  
Senior Director, Finance



**Dr. Michael Lee**  
Team Physician  
(Orthopedist)



**Dr. Harvey Lester**  
Team Dentist



**Kami Lester**  
Receptionist



**Bill Lewis**  
Manager, Alumni  
Relations



**Andrew Levy**  
Turf Specialist



**Nate LoCascio**  
Media Relations  
Assistant



**Heather Lucas**  
Administrative  
Assistant



**Judy Maloney**  
Senior Accountant



**Lisa Manning**  
Vice President,  
Marketing



**Lisa Mardeusz**  
Executive Assistant



**Randall McCluskey**  
Account Executive,  
Ticket Sales



**Patricia McQuivey**  
Executive Assistant



**Sheldon Meeks**  
Community Relations  
Coordinator



**Chris Melvin**  
Media Relations  
Manager



**Ben Miller**  
System Engineer



**Theresa Miller**  
Accountant

## CARDINALS STAFF



**John Misch**  
Account Executive,  
Business Development



**Estelle Moreno**  
Administrative  
Assistant



**Stephen Munchinsky**  
Assistant  
Superintendent



**Dr. Jeff Nebelsieck**  
Team Physician  
(Internist)



**James Novy**  
Network Administrator



**Ryan Odenwald**  
Stadium Operations  
Coordinator



**Jim Omohundro**  
Broadcast Manager/  
Producer



**Jeff Orenstein**  
Account Executive,  
Ticket Sales



**Dave Pasch**  
Radio Play-by-Play



**Tim Peterson**  
Turf Manager



**Gianna Piccione**  
Corporate Partner  
Services Coordinator



**Nick Ralston**  
Account Executive,  
Business Development



**Steve Ryan**  
Vice President, Business  
Development



**Kayla Sanchez**  
Ticket Office  
Representative



**Bob Schindler**  
Assistant Turf Manager



**Michael Seiden**  
Website Intern



**Dr. Stan Shorb**  
Team Ophthalmologist



**Percy Silva**  
Merchandise Manager  
(FMI)



**Karen Sisley**  
HR Coordinator/Payroll



**Debbie Stewart**  
Executive Assistant



**Mo Streeby**  
Youth Football  
Coordinator



**Bobbi Sunde**  
Account Executive,  
Ticket Sales



**Carter Tamblin**  
Database Analyst



**Pat Tankersley**  
Director, Cardinals  
Charities



**Rich Tomey**  
Manager, Business  
Development



**Bryan Tompkins**  
Account Executive,  
Ticket Sales



**Adam Turner**  
Senior Manager,  
Business Development



**Sean Twohy**  
Account Executive,  
Ticket Sales



**Darren Urban**  
Website Manager



**Ron Wolfley**  
Radio Analyst



**Lara Wroblewski**  
Ticket Office  
Representative



**Donna Yalowizer**  
Accountant



**Luis Zendejas**  
Senior Director,  
Community Relations



**Jimmy Zepsa**  
Ticket Office  
Representative

## CARDINALS PARTICIPATE IN PAT'S RUN

A team of over 35 Arizona Cardinals players, coaches and staff were among the thousands of participants in the fourth annual "Pat's Run" on Saturday, April 19, 2007.

Among those who ran on the Cardinals team were head coach Ken Whisenhunt, assistants Ron Aiken (defensive line) and Matt Raich (defensive assistant) and a number of players, including cornerback Michael Adams, wide receiver Steve Breaston, safety Oliver Celestin, safety Aaron Francisco, punter Dirk Johnson, cornerback DeMario Minter, wide receiver Sean Morey, wide receiver Jamaica Rector, tight end Alex Shor, and defensive end Antonio Smith.

The group took part in the 4.2 mile run/walk which finished on the 42-yard line of Sun Devil Stadium.

The event is one of the primary fundraising events for the Pat Tillman Foundation which was created in honor of former Cardinals and Arizona State football standout.

Pat's Run raises funds for The Pat Tillman Foundation's flagship program, Leadership Through Action™ at the W.P. Carey School of Business at ASU, which develops the leadership skills of carefully selected "Tillman Scholars." The program helps guide the students to identify their passions and develop concrete solutions to society's problems.





**THE PLAYERS**



# MICHAEL ADAMS

**HOW ACQUIRED:** FA-07  
**YEARS NFL/CARDINALS:** 2/2  
**COLLEGE:** Louisiana-Lafayette  
**DOB:** June 17, 1985  
**HOMETOWN:** Dallas, TX

# 27

**CORNERBACK / 5-8 / 181**

## Pro Career:

Originally signed by the Cardinals as an undrafted rookie free agent on 4/30/07. Released after training camp on 8/31/07. Signed to the practice squad on 9/3/07 and spent the first nine weeks of the season there before being elevated to the active roster on 11/17/07. Released on 11/20/07 before being re-signed to the practice squad on 11/21/07. Elevated to the active roster on 11/24/07.

**2007:** Played in seven games as a rookie after signing to the active roster from the practice squad on 11/17/07 ... in first career game recorded one special teams tackle @ Cin (11/18) ... recorded his first career tackle @ NO (12/16) ... registered first career pass defended and tied for team lead with two special teams tackles vs. StL (12/30).

## College:

Collected 140 tackles, four interceptions and six tackles for a loss in his four-year career at Louisiana-Lafayette ... as a senior boasted 40 tackles in 10 games with three pass break-ups, an interception he returned 79 yards for a touchdown,

and a sack ... was the Cajuns leading punt returner with nine returns for a 7.4-yards-per-return average ... appeared in 10 games at cornerback, starting seven and earning honorable mention all-Sunbelt Conference honors as a junior ... collected career-highs with 45 tackles and two interceptions ... started all 11 games at cornerback as a sophomore tying for sixth on the squad with 37 total tackles while adding three pass breakups ... appeared in all 12 games as a freshman, earning one start ... blocked two field goals, one of which was picked up by a teammate and returned 89 yards for a touchdown.

## Personal:

Full name Michael Wayne Adams ... lettered two years in football at J.F. Kimball (Dallas, TX) High School ... won two district championships, helping team to two-straight 5-0 district records ... two-time All-District first team selection, had nine interceptions, with 60 tackles, four blocked extra point attempts and 900 return yards as a senior ... finished career with 150 tackles, 11 INTs, four forced fumbles, six blocked field goals and one touchdown.



## ADAMS CAREER STATS

Year	Team	GP/GS	Tackles			Sacks		Interceptions					FR	FF	STT
			Solo	Asst.	Ttl	Sk	Yds	Int.	Yds	Lq	TD	PD			
2007	Ariz	7/0	1	0	1	0.0	0	0	0	0	0	1	0	0	10
<b>Total</b>		<b>7/0</b>	<b>1</b>	<b>0</b>	<b>1</b>	<b>0.0</b>	<b>0</b>	<b>0</b>	<b>0</b>	<b>0</b>	<b>0</b>	<b>1</b>	<b>0</b>	<b>0</b>	<b>10</b>



# J.J. ARRINGTON

**HOW ACQUIRED:** D2/O5 (44th)

**YEARS NFL/CARDINALS:** 4/4

**COLLEGE:** California

**DOB:** January 23, 1983

**HOMETOWN:** Nashville, N.C.

# 28

**RUNNING BACK / 5-9 / 212**

## NOTE CARDS

- A second-round draft pick (44th overall) in 2005 out of the University of California; has appeared in 47 career games as a running back and kick returner in his first three seasons.
- Led all Arizona running backs in 2007 with 29 catches for 241 yards, recording the first receiving touchdown of his career vs. Atlanta on 12/23.
- In 2006, became the first Cardinal since 2003 (Josh Scobey, 9/28 at StL) to return a kickoff for a TD when he took the opening kickoff 99 yards at Minnesota on 11/26. It was just the second TD on the return of an opening kickoff in franchise history (Roy Shivers, 9/25/66).
- His 220 kickoff return yards at Minnesota in 2006 were the second-most in team history (252, Josh Scobey, 9/28/03 at StL) and his 1,520 kickoff return yards marked the third-highest single-season total in team history.
- Was the nation's top rusher in terms of yardage (2,018) and yards/carry (7.0) in his senior year at Cal.



**2007:** Played in all 16 games for the second consecutive season and led all Cardinal backs in receptions (29), and registered 241 receiving yards in 2007 to surpass his total of 197 over his first two years ... recorded a career-long 32-yard reception and registered season-high four kickoff returns for 78 yards @ StL (10/7) ... recorded season-long kickoff return of 56 yards vs. Car (10/14) ... totaled four receptions for career-high 47 yards and a long of 29 yards @ Was (10/21) ... registered 32 yards on two receptions vs. Det (11/11) to rack up 148 receiving yards in just nine games surpassing single season career-high of 139 set in 15 games in 2005 ... totaled career-high five receptions for 26 yards vs. SF (11/25) ... collected first career touchdown reception and eclipsed previous single season career-high in receptions (25 in 2005) vs. Atl (12/23); was first TD since rookie season when he collected a rushing touchdown @ StL (11/20/05).

**2006:** Took over the kickoff return duties in his second season, while also providing relief to Edgerrin James at running back ... returned two kickoffs for 37 yards, pulled in two receptions for eight yards and had his first career special teams tackle @ Oak (10/22) ...

became the first Cardinal return man since 2003 to return a kickoff for a TD (Josh Scobey, 100-yard return @ St. Louis 9/28/03) when he returned the opening kickoff 99 yards @ Min (11/26); strong safety Adrian Wilson's 99-yard fumble return in the fourth quarter made the tandem only the second in NFL history to combine for two 99-yard TDs in the same game; totaled six returns for a career-high 220 yards, which ranks second all-time in Cardinals history for a single game ... returned six kickoffs for 149 yards and collected one special teams tackle vs. Den (12/17).

*(J.J. Arrington continued on page 52)*

## Pro Career:

Selected in the second round of the 2005 NFL Draft (44th overall) by the Cardinals. Rushed 112 times for 370 yards and two touchdowns while catching 25 passes for 139 yards in his rookie campaign. Became the team's primary kickoff return man during the 2006 season and became the first Cardinal player to return a kickoff for a TD since Josh Scobey returned one 100 yards @ St. Louis on 9/28/03, a span of 55 games.

*(J.J. Arrington continued from page 51)*

**2005:** Saw action early and often in his rookie season, appearing in 15 games with five starts ... in his NFL debut, rushed eight times for five yards @ NYG (9/11) ... declared inactive due to a stomach virus vs. StL (9/18) ... broke a season and career-long run in the second quarter vs. Ten (10/23) for 32 yards; finished the day with five rushes for 30 yards ... had his best rushing day as a pro carrying the ball five times for 40 yards vs. Sea (11/6); caught four passes for 22 yards ... recorded his first career touchdown and scored the Cardinals' first rushing touchdown of the season @ Det (11/13) on a one-yard run in the third quarter ... scored his second rushing touchdown in as many weeks with a seven-yard jaunt @ StL (11/20) to give the Cards a 38-20 lead ... set new single-game career-highs in rushing attempts (18) and yards (59) @ SF (12/4).

### College:

Played two seasons at California after playing junior college football at the College of the Canyons (CA) from 2001-02 ... was the country's top rusher and only back to top 2,000 rushing yards in 2004 ... not only led the NCAA in total rushing yards and yards-per-carry, but was also the only player to rush for 100+ yards in every game; also gained the most yards by a Pac-10 rusher since Marcus Allen of Southern California totaled 2,427 yards in 1981 ... consensus All-America first team choice as a senior by The NFL Draft Report, Associated Press, The Sporting News, Football Writers Association, Sports Illustrated and ESPN ... all-Pac 10 Conference first team choice ... recipient of the Pop Warner Award, given to the best player in college football on the West Coast ... set a conference season record by averaging 7.0 yards per carry ... joined Southern

California's Marcus Allen (2,427 in 1981) and Charles White (2,050 in 1979) as the only players in Pac-10 history to rush for over 2,000 yards in a season ... carried 289 times for 2,018 yards and a school season-record fifteen touchdowns ... caught 21 passes for 121 yards and amassed 2,139 all-purpose yards ... was the first Cal player to win the Pac-10 rushing title since Joe Kapp in 1958 ... led the Pac-10 with 168.2 yards rushing per-game, more than 64 yards better than the conference's second best rusher (Oregon's Terrence Whitehead) ... surpassed the 1,000-yard rushing plateau in seventh game, the fastest ever at Cal ... had 12 consecutive 100+ yard games in 2004, a new school record (four, Chuck Muncie, 1975), and broke the Pac-10 single-season record in the Holiday Bowl for most 100-yard games (11, Marcus Allen, 1981) ... attended the College of the Canyons (CA) from 2001-02 ... rushed for 769 yards and 19 touchdowns in only 135 carries in 2002, while also catching 30 passes for 320 yards and four additional scores ... added 549 yards and 10 scores on 96 rushes (5.7 avg) in 2001 ... his 19 rushing touchdowns in 2002 and 29 career rushing scores during his two-year stint were both school records ... also set or tied school marks for touchdowns in a game (five, twice) and season (23), and points in a game (30, twice), season (138) and career (198).

### Personal:

Full name Johnathan Jerone Arrington ... lettered as a tailback at Northern Nash (Rocky Mount, N.C.) High School ... played his first two years of high school at cornerback before switching to running back as a junior ... was an all-state performer in track as a senior while running the 4x100 and 4x400-meter relays ... Social Welfare major.

## ARRINGTON CAREER STATS

Year	Team	GP/GS	Rushing					Receiving					
			Att	Yds	Avg	Lg	TD	No	Yds	Avg	Lg	TD	STT
2005	Ariz	15/5	112	370	3.3	32	2	25	139	5.5	15	0	3
2006	Ariz	16/0	14	19	1.4	9	0	8	58	7.3	19	0	3
2007	Ariz	16/0	26	78	3.0	12	0	29	241	8.3	32	1	1
<b>Total</b>		<b>47/5</b>	<b>152</b>	<b>467</b>	<b>3.1</b>	<b>32</b>	<b>2</b>	<b>62</b>	<b>438</b>	<b>7.1</b>	<b>32</b>	<b>1</b>	<b>7</b>

### Kickoff Returns

Year	Team	Att	Yds	Avg.	Lg	TD
2006	Ariz	67	1,520	22.7	99t	1
2007	Ariz	11	251	22.8	56	0
<b>Total</b>		<b>78</b>	<b>1,771</b>	<b>22.7</b>	<b>99t</b>	<b>1</b>

### Single Game Highs:

**Rushing: Yards:** 59, @ San Francisco, 12/4/05; **Long Run:** 32 yards, @ Tennessee, 10/23/05; **Touchdowns:** 1, twice, last time @ St. Louis, 11/20/05; **Receiving: Yards:** 47, @ Washington, 10/20/07; **Long Reception:** 32 yards, @ St. Louis, 10/7/07; **Receptions:** 5, vs. San Francisco, 11/25/07; **Touchdowns:** 1, vs. Atlanta, 12/23/07; **Kickoff Returns: Touchdowns:** 1 (99 yards), @ Minnesota, 11/26/06.

## ARRINGTON GAME-BY-GAME STATISTICS

## 2007

Date	Opp.	GP/GS	Rushing					Receiving				
			Att	Yds	Avg	Lg	TD	No	Yds	Avg	Lg	TD
Sept. 10	@ SF	1/0	4	6	1.5	6	0	0	0	0.0	0	0
Sept. 16	SEA	1/0	1	8	8.0	8	0	4	24	6.0	12	0
Sept. 23	@ Bal	1/0	2	3	1.5	2	0	1	2	2.0	2	0
Sept. 30	PIT	1/0	0	0	0.0	0	0	0	0	0.0	0	0
Oct. 7	@ StL	1/0	1	4	4.0	4	0	1	32	32.0	32	0
Oct. 14	CAR	1/0	0	0	0.0	0	0	0	0	0.0	0	0
Oct. 21	@ Was	1/0	1	2	2.0	2	0	4	47	11.8	29	0
Nov. 4	@ TB	1/0	2	7	3.5	5	0	1	11	11.0	11	0
Nov. 11	DET	1/0	3	15	5.0	8	0	2	32	16.0	16	0
Nov. 18	@ Cin	1/0	0	0	0.0	0	0	1	3	3.0	0	0
Nov. 25	SF	1/0	2	4	2.0	2	0	5	26	5.2	9	0
Dec. 2	CLE	1/0	2	19	9.5	12	0	2	15	7.5	8	0
Dec. 9	@ Sea	1/0	0	0	0.0	0	0	2	22	11.0	15	0
Dec. 16	@ NO	1/0	3	8	2.7	4	0	1	13	13.0	13	0
Dec. 23	ATL	1/0	1	0	0.0	0	0	4	11	2.8	5	1
Dec. 30	STL	1/0	4	2	0.5	3	0	1	3	3.0	3	0
<b>Total</b>		<b>16/0</b>	<b>26</b>	<b>78</b>	<b>3.0</b>	<b>12</b>	<b>0</b>	<b>29</b>	<b>241</b>	<b>8.3</b>	<b>32</b>	<b>1</b>

## 2006

Sept. 10	SF	1/0	2	11	5.5	9	0	0	0	0	0	0
Sept. 17	@ Sea	1/0	0	0	0.0	0	0	0	0	0	0	0
Sept. 24	STL	1/0	0	0	0.0	0	0	0	0	0	0	0
Oct. 1	@ Atl	1/0	1	-2	-2.0	-2	0	0	0	0	0	0
Oct. 8	KC	1/0	0	0	0.0	0	0	0	0	0	0	0
Oct. 16	CHI	1/0	2	11	11.0	6	0	2	22	11.0	12	0
Oct. 22	@ Oak	1/0	0	0	0.0	0	0	2	8	4.0	9	0
Oct. 29	@ GB	1/0	0	0	0.0	0	0	0	0	0.0	0	0
Nov. 12	DAL	1/0	1	0	0.0	0	0	1	4	4.0	0	0
Nov. 19	DET	1/0	0	0	0.0	0	0	0	0	0.0	0	0
Nov. 26	@ Min	1/0	0	0	0.0	0	0	1	1	1.0	0	0
Dec. 3	@ StL	1/0	4	1	0.3	2	0	0	0	0.0	0	0
Dec. 10	SEA	1/0	2	-3	-1.5	-1	0	1	4	4.0	4	0
Dec. 17	DEN	1/0	1	-2	-2.0	-2	0	0	0	0.0	0	0
Dec. 24	@ SF	1/0	1	3	3.0	3	0	1	19	19.0	19	0
Dec. 31	@ SD	1/0	0	0	0.0	0	0	0	0	0.0	0	0
<b>Total</b>		<b>16/0</b>	<b>14</b>	<b>19</b>	<b>1.4</b>	<b>9</b>	<b>0</b>	<b>8</b>	<b>58</b>	<b>7.3</b>	<b>19</b>	<b>0</b>

## 2005

Sept. 11	@ NYG	1/1	8	5	0.6	12	0	4	22	5.5	9	0
Sept. 18	STL			Inactive								
Sept. 25	@ Sea	1/1	5	9	1.8	6	0	1	4	4.0	4	0
Oct. 2	SF	1/0	7	13	1.9	13	0	0	0	0.0	0	0
Oct. 9	CAR	1/0	4	14	3.5	7	0	1	12	12.0	12	0
Oct. 23	TEN	1/0	5	30	6.0	32	0	2	7	3.5	4	0
Oct. 30	@ Dal	1/0	4	5	1.3	3	0	1	8	8.0	8	0
Nov. 6	SEA	1/0	5	40	8.0	15	0	4	22	5.5	9	0
Nov. 13	@ Det	1/0	8	24	3.0	8	1	1	4	4.0	4	0
Nov. 20	@ StL	1/0	11	45	4.1	10	1	2	23	11.5	15	0
Nov. 27	JAX	1/0	6	39	6.5	26	0	1	4	4.0	4	0
Dec. 4	@ SF	1/0	18	59	3.3	16	0	3	16	5.3	8	0
Dec. 11	WAS	1/1	9	26	2.9	7	0	1	6	6.0	6	0
Dec. 18	@ Hou	1/1	7	11	1.6	4	0	2	4	2.0	5	0
Dec. 24	PHI	1/1	10	23	2.3	7	0	0	0	0.0	0	0
Jan. 1	@ Ind	1/0	5	27	5.4	10	0	2	7	3.5	5	0
<b>Total</b>		<b>15/5</b>	<b>112</b>	<b>370</b>	<b>3.3</b>	<b>32</b>	<b>2</b>	<b>25</b>	<b>139</b>	<b>5.6</b>	<b>15</b>	<b>0</b>



# TRAVAROUS BAIN

**HOW ACQUIRED:** FA-07  
**YEARS NFL/CARDINALS:** 1/1  
**COLLEGE:** Hampton  
**DOB:** October 15, 1983  
**HOMETOWN:** Miami, FL

# 41

**CORNERBACK / 6-0 / 182**

## Pro Career:

Signed by the Cardinals on 4/30/07 as an undrafted rookie free agent. Released on 8/27/07 and signed to Arizona's practice squad on 10/30/07. Re-signed to a contract for 2008 on 12/31/07.

**2007:** Signed as an undrafted rookie free agent by Arizona on 4/30/07 ... released on 8/27/07 and signed to the Cardinals practice squad on 10/30/07.

## College:

Started 20 games in his two seasons with Hampton after transferring from the University of Miami (FL) prior to his junior year ... started all 12 games for the Pirates in his senior season and earned first team All-MEAC ... led the Pirates with five interceptions (2nd in MEAC) which he returned for a total of 65 yards while also recording six pass breakups ... appeared in nine games as a junior, starting the final eight at cornerback after transferring from the Miami (FL) prior to the

season ... named first team all-MEAC ... broke up 13 passes and intercepted one, with his 13 breakups ranked second in the country ... in two years at Miami, was credited with one tackle while appearing as a reserve defensive back ... in 2004, was a member of the Hurricanes Track & Field squad, competing in the 55 meter, 60 meter and 200 meter races during the indoor season and the 100 meter, 200 meter and 4x100 meter relay races during the outdoor season.

## Personal:

Full name Travarous Donnell Bain ... helped lead Northwestern (FL) High School to the state championship game with a 13-2 overall record his senior year ... also an accomplished track & field athlete, named as a two-time Foot Locker All-America performer ... was a three-time Honor Roll student while in high school ... is the son of former University of Miami defensive back Tolbert Bain who played with the Hurricanes from 1984-87.

## CARDINALS PLAYER BIRTHDAYS

### January

- 3 Mike Gandy
- 10 Clark Haggans
- 19 Chris Harrington
- 20 Ali Highsmith
- 23 J.J. Arrington
- 25 Bryan Robinson (rookie)
- 27 Al Johnson
- 29 Alex Shor

### February

- 5 Ahmad Merritt
- 6 Kenny Iwebema
- 18 Troy Bienemann
- 20 DeMario Minter
- 25 Oliver Celestin
- 26 Sean Morey

### March

- 12 Terrelle Smith
- 16 Levi Brown
- 16 Eric Green
- 16 Lyle Sendlein
- 24 Bo Schobel
- 24 Jerame Tuman
- 26 Dennis Keyes
- 27 Chike Okefor

### April

- 2 Marcus Brown
- 3 Peter Clifford
- 7 Dominique Rodgers-Cromartie

### May

- 4 Lance Long
- 5 Deuce Lutui
- 8 Jason Banks
- 11 Matt Leinart
- 17 Elliott Vallejo
- 21 Anthony Morelli
- 22 Elton Brown
- 23 Tim Hightower
- 27 Darnell Dockett
- 29 Tim Castille

### June

- 1 Dirk Johnson
- 17 Michael Adams
- 20 Thaddeus Coleman
- 22 Kurt Warner
- 22 Bryan Robinson
- 28 Dionte Johnson

### July

- 5 Aaron Francisco
- 18 Hercules Satele
- 28 Steve Baylark

### August

- 1 Edgerrin James
- 8 Marcel Shipp
- 10 Jemelle Cornelius
- 10 Jamaica Rector
- 15 Bertrand Berry
- 16 Neil Rackers
- 20 Monty Beisel
- 20 Steve Breaston
- 20 Travis LaBoy
- 23 Ben Patrick
- 31 Larry Fitzgerald
- 31 Matt Stewart

### September

- 1 Calais Campbell
- 3 Chris Vincent
- 6 Joe Tafoya
- 6 Keilen Dykes
- 10 Leonard Pope
- 16 Ralph Brown
- 24 Gabe Watson

### October

- 3 Anquan Boldin
- 3 Roderick Hood
- 10 Gerald Hayes
- 12 Adrian Wilson
- 15 Travarous Bain
- 21 Antonio Smith
- 28 Early Doucet

### November

- 3 Kenny Dansby
- 3 Reggie Wells
- 12 Nathan Hodel
- 21 Brandon Keith
- 23 Scott Peters
- 26 Jerheme Urban
- 28 Brian St. Pierre

### December

- 1 Carlton Medder
- 2 Matt Ware
- 4 David Holloway
- 16 Antrel Rolle
- 29 Alan Branch



## STEVE BAYLARK

**HOW ACQUIRED:** FA-07

**YEARS NFL/CARDINALS:** 1/1

**COLLEGE:** Massachusetts

**DOB:** July 28, 1983

**HOMETOWN:** Apopka, FL

# 33

**RUNNING BACK / 6-0 / 226**

### Pro Career:

After being signed as an undrafted rookie free agent, was cut following training camp and signed to the practice squad where he spent the entire season.

**2007:** Signed as an undrafted rookie free agent by Arizona on 4/30/07 ... released following training camp on 8/31/07 and signed to the Cardinals' practice squad on 9/3/07, where he spent the entire season ... re-signed by Arizona to a future contract for the 2008 season on 12/31/07.

### College:

Finished his college career at Massachusetts with 5,199 yards rushing on 1,080 carries (4.8 yard avg.) and 42 touchdowns to go along with 76 receptions for 690 yards and five touchdowns ... became only the third player in Division I-AA history (Jerry Azumah, Adrian Peterson) to have four 1,000-yard seasons ... a second-team I-AA All-America selection as a senior, started all 14 games with 1,827 rushing yards on 314 carries (5.8 yard avg.) and 15 touchdowns in 2006 ... his 1,827 rushing yards rank as the third-best season in UMass history behind current Cardinals running back Marcel Shipp who holds the top two marks (2,542 and 1,846) ... was the Atlantic 10 Co-Offensive Player of the Year ... piled up third

consecutive 1,000-yard rushing season as a junior after he rushed for 1,057 yards on 255 carries in 11 games and was named 2005 Atlantic 10 first team ... given the 2005 UMass Team Outstanding Offensive Player and UMass Marcel Shipp Ironman Awards ... appeared in all 11 games, starting eight times, gaining 1,138 yards on 243 carries and eight touchdowns while leading the Atlantic 10 in rushing ... was an Atlantic 10 first-team selection and a candidate for Atlantic 10 Offensive Player of the Year ... gained 1,177 rushing yards and 10 touchdowns with eight starts in the 13 games in which he appeared as a freshman ... sat out the 2002 season under NCAA academic requirements.

### Personal:

Full name Steve Ray Baylark ... a two-year all-Metro and all-Orange County selection by the Orlando Sentinel at Apopka (FL) High School, where he rushed for 1,445 yards and 20 touchdowns on 147 carries during his senior year (9.2 yards per attempt) ... earned All-Central Florida accolades and was chosen to play in the Central Florida All-Star Game ... was member of the Florida Class 6A All-State squad and helped guide Apopka to Florida Class 6A state championship while serving as team captain during his senior season.

## ARIZONA AND DAYLIGHT SAVING TIME

Every year people across the country turn their clocks ahead in the spring and back in the fall, except in Arizona.

Although Arizona stays on standard time throughout the year, never changing their clocks forward or setting them back, the time change, or lack thereof, does affect the Cardinals' local kickoff times during the season.

In 2008, daylight saving time was observed on the second Sunday in March (March 9) and ends on the first Sunday in November (November 2). When daylight saving time is in effect, Arizona is three hours behind the east coast making a 4 p.m. kickoff in New York a 1 p.m. kickoff in Arizona.

However, when daylight saving time ends, Arizona is only two hours behind the east coast, making a 4 p.m. kickoff in New York a 2 p.m. kickoff in Arizona.

In 1967 the Uniform Time Act was instituted, putting the entire country on daylight saving time. After one year, states could opt out if they wanted and Arizona went back to standard time and stayed there. Residents and lawmakers of Arizona knew there was an abundance of sunshine and did not see the need to move their clocks ahead in order to save any. The only other state that does not observe Daylight Saving Time is Hawaii.



## MONTY BEISEL

**HOW ACQUIRED:** FA-06

**YEARS NFL/CARDINALS:** 8/3

**COLLEGE:** Kansas State

**DOB:** August 20, 1978

**HOMETOWN:** Douglass, KS

# 52

**LINEBACKER / 6-3 / 244**

### NOTE CARDS

- Has appeared in 24 games for the Cardinals (four starts) and has led the team in tackles in three games since signing on 11/6/06.
- Appeared in all 16 games in 2007 for the first time since 2002 while leading the team in special teams tackles with 23.

### Pro Career:

Originally drafted by the Chiefs in the fourth round (107th overall) of the 2001 NFL Draft, Beisel played in Kansas City for four seasons. He played one year in New England, signing with the Patriots as an unrestricted free agent on 4/14/05 and was released during their final roster cut on 9/1/06. Signed by the Cardinals on 11/6/06 as a free agent, Beisel signed a two-year deal with the team on 3/14/07.

**2007:** For the first time since 2002, appeared in all 16 games while starting two for the injured Karlos Dansby ... led the team with three special teams tackles in the season opener @ SF (9/10) ... filled in at linebacker after Dansby left with a knee injury in the first quarter and registered team-high 10 tackles vs. Car (10/14) ... made first start of the season and finished second on the team with seven tackles @ Was (10/21); part of defense that held Washington to 160 total net yards ... for the second straight week started at linebacker for the injured Dansby (knee) and registered career-high 15 tackles with 10 unassisted tackles @ TB (11/4) ... tied for team lead with two special teams tackles vs. StL (12/30) and set new single season career-high with 23 special teams tackles, surpassing old mark of 22 (2003).

**2006:** Released by the Patriots following training camp on 9/1/06 and signed a one-year

contract with the Cardinals on 11/6/06 ... tied for the team lead with three special teams tackles @ StL (12/3) ... made his first start of the season for the injured Gerald Hayes, posting a team-high eight tackles, one tackle for a loss and one QB pressure @ SF (12/24) ... collected five tackles, one pass defended and the second interception of his career @ SD (12/31), a turnover that led to an Edgerrin James TD run and a 7-0 Cardinals lead.

**2005:** Recorded 57 tackles for New England, the second-highest tackle total in his career and seven tackles shy of his career-high ...

started six of 15 games at inside linebacker and earned his first career playoff start vs. Jax (1/7) ... started the first five games of the season, the regular season finale and the Wild Card playoff game ... first start as a Patriot came vs. Oak (9/8) and tied for second on the team with seven stops ... tied for the team lead with seven tackles including a sack of Matt Schaub @ Atl (10/9) ... recorded five tackles and one forced fumble @ Den (10/16) ... started at inside linebacker in the Wild Card game vs. Jax (1/7/06) and collected four stops ... saw action on special teams @ Den (1/14/06).

**2004:** Played in 11 games with nine starts and finished third on the team with a career-high 64 tackles with the Chiefs ... set a career-high with 2.5 sacks and also recorded the first interception of his career ... made his first career start at middle linebacker in the season opener @ Den (9/12) and made his first career interception, snaring a Jake Plummer pass and also led the team in tackles with seven ... led the team in tackles for the second consecutive week vs. Car (9/19) recording a career-high 13 stops ... posted seven tackles and forced a Kyle Boller fumble @ Bal (10/4) ... recorded five tackles and combined for a sack on Michael Vick vs. Atl (10/24) ... recorded six tackles and



a sack of Billy Volek @ Ten (12/13) ...dropped Kerry Collins as part of a seven-tackle day vs. Oak (12/25) ... picked up a fumble by Chargers running back Michael Turner and returned it nine yards vs. SD (1/2/05).

**2003:** Appeared in 12 games for the Chiefs ... ranked second on the team with 22 special teams stops and added a forced fumble and a partially blocked punt on teams ... produced a career-high four special teams stops @ Hou (9/21) ...partially blocked a Kyle Richardson punt and added three special teams stops @ Cin (11/16) ... recorded his first career sack when he dropped Rick Mirer vs. Oak (11/23) ... posted two special teams stops in the AFC Divisional Playoff game vs. Ind (1/11/04).

**2002:** Played in 16 games on special teams for the Chiefs ... had one tackle on defense and tied for second on the club with 15 special teams stops ... returned three kickoffs for 21 yards ... blocked a Tom Rouen punt that was recovered at the five-yard line to set up a touchdown vs. Den (10/20) ... had three special teams tackles vs. Oak (10/27) and @ SF (11/10) ... returned a kickoff for nine yards @ Sea (11/24).

**2001:** Played in 16 games on special teams for Kansas City and took snaps on defense in 13 contests ... made his NFL debut vs. Oak (9/9) as a reserve defensive end and recorded a tackle ... registered a season-high three special teams tackles @ Was (9/30) ... tallied a career-high seven tackles and a QB pressure @ NYJ (11/11) ... forced a Terry Kirby fumble on a kickoff return @ Oak (12/9) in addition to two special teams tackles and an eight-yard kickoff return ... had four tackles and a 14-yard kickoff return @ Sea (1/6/02).

## College:

Played in 44 games at Kansas State ... finished his career with 192 tackles (110 solo), 22 sacks, 45 stops for a loss and 18 passes defended ... was a two-time first-team Academic All-Big 12 selection ... started 13 games at weakside defensive end as a senior in 2000, leading the team with a career-high 102 tackles ... finished second on the squad with 10.5 sacks and 19 stops for a loss, while forcing three fumbles ... a consensus first-team All-Big 12 selection ... started all 11 games at weakside end as a junior, finishing the season with 47 tackles (34 solos), 6.5 sacks, nine quarterback pressures and nine passes defended ... All-Big 12 honorable mention and a second-team Academic All-Big 12 pick ... played in 11 games with two starts in 1998 and recorded 35 tackles with 4 sacks, an interception, a fumble recovery, forced fumble and a pass defended ... appeared in nine games as a reserve defensive end in 1997, recording eight tackles with a sack and four tackles for a loss.

## Personal:

Full name Monty Beisel ... an all-state performer who played for his father at Douglass (KS) High School as a senior ... finished his career with 513 rushing attempts for 3,693 yards and caught 76 passes for 1,006 yards and 58 total touchdowns ... a 1996 Parade All-America selection by USA Today ... first-team all-state pick by the Topeka Capital-Journal ... a track standout who was a two-time winner of the state Class 3A discus and shot titles, as well as a two-time runner-up in the javelin and a finalist in the 100 meters as a senior ... also lettered in basketball.

## BEISEL CAREER STATS

Year	Team	GP/GS	Tackles			Sacks		Interceptions					FR	FF	STT
			Solo	Asst.	Ttl	Sk	Yds	Int.	Yds	Lq	TD	PD			
2001	KC	16/0	7	6	13	0.0	0	0	0	0	0	0	0	0	16
2002	KC	16/0	1	0	1	0.0	0	0	0	0	0	0	0	0	15
2003	KC	12/0	7	1	8	1.0	0	0	0	0	0	0	0	0	22
2004	KC	11/9	48	16	64	2.5	17	1	-1	1	0	1	1	1	5
2005	NE	15/6	32	25	57	1.0	2	0	0	0	0	1	0	1	5
2006	Ariz	8/2	12	2	14	0.0	0	1	11	11	0	1	0	0	6
2007	Ariz	16/2	19	13	32	0.0	0	0	0	0	0	0	0	0	23
<b>Total</b>		<b>94/19</b>	<b>126</b>	<b>63</b>	<b>189</b>	<b>4.5</b>	<b>19</b>	<b>2</b>	<b>10</b>	<b>11</b>	<b>0</b>	<b>3</b>	<b>1</b>	<b>2</b>	<b>92</b>

### Single Game Highs:

**Total Tackles:** 15, @ Tampa Bay, 11/4/07; **Solo Tackles:** 12, vs. Carolina, 9/19/04; **Interceptions:** 1, twice, last @ San Diego, 12/31/06; **Sacks:** 1, four times, last @ Atlanta, 10/9/05; **Forced Fumbles:** 1, twice, last @ Denver, 10/16/05; **Fumble Recoveries:** 1, vs. San Diego, 1/2/05.

## BEISEL POSTSEASON STATS

Year	Team	GP/GS	Tackles			Sacks		Interceptions					FR	FF	STT
			Solo	Asst.	Ttl	Sk	Yds	Int.	Yds	Lq	TD	PD			
2003	KC	1/0	0	0	0	0.0	0.0	0	0	0	0	0	0	0	2
2005	NE	2/1	2	2	4	0.0	0.0	0	0	0	0	0	0	0	0
<b>Total</b>		<b>3/1</b>	<b>2</b>	<b>2</b>	<b>4</b>	<b>0.0</b>	<b>0.0</b>	<b>0</b>	<b>0</b>	<b>0</b>	<b>0</b>	<b>0</b>	<b>0</b>	<b>0</b>	<b>2</b>



## BERTRAND BERRY

**HOW ACQUIRED:** UFA-04 (Broncos)

**YEARS NFL/CARDINALS:** 11/5

**COLLEGE:** Notre Dame

**DOB:** August 15, 1975

**HOMETOWN:** Houston, TX

# 92

**DEFENSIVE END / 6-3 / 260**

### NOTE CARDS

- A Pro Bowler in his first season with the Cards in 2004, Berry has notched 14.5 sacks in the last three campaigns combined—all cut short due to injury. Missed the final eight contests of 2005 (pectoral), the last six of 2006 (triceps) and the last seven of 2007 (triceps).
- Earned his first career Pro Bowl berth in 2004 after leading the NFC in sacks with 14.5 (second in NFL behind Indy's Dwight Freeney with 16.0).
- Berry's 14.5 sacks in 2004 ranked as the Cardinals third-highest single-season sack total behind Simeon Rice (16.5, 1999) and Curtis Greer (16.0, 1983).
- Claimed second place in the Cardinals record books for sacks in a game with 4.0 sacks vs. New York Giants on 11/14/04, half a sack shy of the single-game record set by Curtis Greer vs. Philadelphia on 12/18/83.
- Spent the 2000 season out of football but returned to the NFL with the Denver Broncos after receiving a tryout on New Year's Day 2001; spent the next three seasons with the Broncos before signing a free agent contract with the Cardinals on 3/6/04.

### Pro Career:

Regarded as one of the best free-agent acquisitions in Cardinals history, Berry signed a five-year contract with Arizona on 3/6/04. Since then, he has recorded 29.0 sacks in his 43 starts during his four seasons with the Cardinals. Originally a third-round draft selection by the Colts as a linebacker, Berry converted to defensive end and played three seasons in Indianapolis before spending the 2000 season out of football after being released by the St. Louis Rams on 8/20/00. After a brief stint with the Edmonton Eskimos of the Canadian Football League, Berry signed with the Denver Broncos on 1/3/01. Berry has ended the last three seasons on the injured reserve list, the last two with freak triceps injuries that occurred against the same



**Pro Bowl Selection:**

2004

opponent (Detroit) at almost the same time in the season. Renegotiated his contract with the Cardinals on 2/20/07 to allow team additional flexibility in free agency.

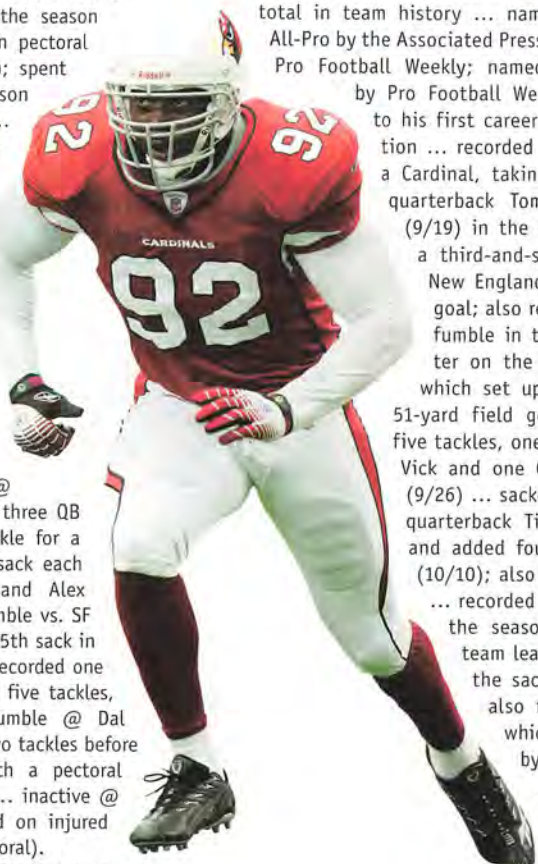
**2007:** Started all nine games played in 2007 before an injury (triceps) ended his season for the third year in a row ... recorded a half sack of QB Alex Smith that forced a fumble which was recovered by the Cardinals and led to an Edgerrin James touchdown to put Arizona up 10-7 in the season opener @ SF (9/10) ... recovered a Steve McNair fumble at the Baltimore 35-yard line that led to a Neil Rackers field goal @ Bal (9/23) ... registered a half sack of QB Ben Roethlisberger vs. Pit (9/30) and helped hold Willie Parker, the NFL's leading rusher heading into the game, to just 37 yards on 19 carries ... recorded second sack of the season @ StL (10/7) which marked eighth sack in last 10 games; Gus Frerotte became the 33rd different quarterback he has sacked during his career ... was part of defense that held Washington to 160 total net yards (73 yards rushing, 87 yards passing) @ Was (10/21); lowest output by a Cardinals opponent since the L.A. Rams had 152 yards total offense on 9/4/94 ... recorded a half sack and two quarterback pressures before leaving the game in the fourth quarter with a season-ending triceps injury vs. Det (11/11); with the half sack, Jon Kitna (5.5) became the quarterback Berry has sacked the most throughout his career ... placed on injured reserve on 11/13/07.

**2006:** Started all 10 games in which he appeared while collecting six sacks in the last five games he played before being placed on injured reserve with a triceps injury ... recorded one tackle and three QB pressures in the season opener vs. SF (9/10) ... recorded two tackles, one tackle for a loss and had four QB pressures while helping to hold Chiefs running back Larry

Johnson to only 36 yards rushing vs. KC (10/8) ... chalked up his first sack of the season when he brought down Bears QB Rex Grossman, forcing and recovering a fumble which led to a FG vs. Chi (10/16) ... had his best game of the season with five tackles, three sacks of QB Andrew Walter, two forced fumbles (third in two games) and one pass defended @ Oak (10/22) ... turned in an outstanding performance vs. Det (11/19) when he recorded three tackles, including two sacks of QB Jon Kitna and one tackle for a loss; provided a huge defensive lift when the Lions had a first-and goal from the Cardinals one-yard line as he tackled Detroit running back Arlen Harris for a two-yard loss on first down and then sacked Kitna on third down to force a field goal; left the game with a triceps injury ... placed on injured reserve on 11/23/06.

**2005:** Recorded six sacks in the first eight games of the season before suffering a torn pectoral muscle vs. Sea (11/6); spent the rest of the season on injured reserve ... recorded his first sack of the season against Eli Manning @ NYG (9/11) and added three solo tackles in the game ... recorded two sacks on Rams QB Marc Bulger vs. StL (9/18) to extend his streak of consecutive games with a sack to three ... recorded five stops @ Sea (9/25) as well as three QB pressures and one tackle for a loss ... recorded one sack each of QBs Tim Rattay and Alex Smith and forced a fumble vs. SF (10/2); it marked his 15th sack in the last 13 games ... recorded one sack on Drew Bledsoe, five tackles, and recovered one fumble @ Dal (10/30) ... recorded two tackles before leaving the game with a pectoral injury vs. Sea (11/6) ... inactive @ Det (11/13) ... placed on injured reserve on 11/15 (pectoral).

**2004:** Led the NFC with 14.5 sacks and ranked second in the NFL behind Indy's Dwight Freeney (16.0) ... in his first sea-



**CARDS SACK MASTERS**

**CARDS ALL-TIME 10-SACK SEASONS**

Sacks	Player	Year
16.5	Simeon Rice	1999
16.0	Curtis Greer	1983
14.5	<b>BERTRAND BERRY</b>	<b>2004</b>
14.0	Curtis Greer	1984
14.0	Freddie Joe Nunn	1988
13.5	Al Baker	1983
12.5	Simeon Rice	1996
12.0	David Galloway	1983
11.0	Freddie Joe Nunn	1987
11.0	Clyde Simmons	1995
10.0	Al Baker	1984
10.0	Al Baker	1986
10.0	Ken Harvey	1990
10.0	Simeon Rice	1998

son with Arizona, posted the third-highest sack total in team history ... named second-team All-Pro by the Associated Press and College and Pro Football Weekly; named All-Conference by Pro Football Weekly in addition to his first career Pro Bowl selection ... recorded his first sack as a Cardinal, taking down Patriots quarterback Tom Brady vs. NE (9/19) in the third quarter on a third-and-six which forced New England to kick a field goal; also recovered a Brady fumble in the second quarter on the NE 11-yard line which set up a Neil Rackers 51-yard field goal ... recorded five tackles, one sack of Michael Vick and one QB hurry @ Atl (9/26) ... sacked San Francisco quarterback Tim Rattay twice and added four tackles @ SF (10/10); also forced a fumble ... recorded his fifth sack of the season to claim the team lead @ Mia (11/7); the sack of Jay Fiedler also forced a fumble which was recovered by Karlos Dansby ... sacked Kurt Warner four times vs. NYG (11/14) to set a new career-

*(Bertrand Berry continued on page 60)*

*(Bertrand Berry continued from page 59)***CARDS TOP 10 CAREER SACK LEADERS**

SACKS	PLAYER	YEARS
66.0	Freddie Joe Nunn	1985-93
53.5	Simeon Rice	1996-00
50.5	Curtis Greer	1980-88
47.5	Ken Harvey	1988-93
45.5	Eric Swann	1991-99
37.5	Al Baker	1983-86
37.0	David Galloway	1982-89
<b>29.0</b>	<b>BERTRAND BERRY</b>	<b>2004-</b>
25.0	E.J. Junior	1981-88
<b>20.5</b>	<b>KARLOS DANSBY</b>	<b>2004-</b>

high in sacks and to claim second place in the Cards record books for sacks in a game (4.5, Curtis Greer vs. Philadelphia 12/18/83) ... tied for the league lead with 10.0 sacks and claimed the NFC lead after recording one sack on Quincy Carter, one tackle, one pass break up and one forced fumble vs. NYJ (11/28) ... sacked Joey Harrington @ Det (12/5) to claim the NFL lead in sacks with 11.0; added two tackles, a pass

break up and one quarterback hurry in the game as well ... sacked 49ers QB Ken Dorsey and recorded four tackles vs. SF; recorded at least one sack in five of six games ... notched a half sack on Chris Chandler and two tackles vs. StL (12/19) to increase his sack total to 12.5 for the season ... finished the season with 2.0 sacks of Chris Simms vs. TB (1/2), one pass defensed and two QB pressures.

**2003:** In first season as 16-game starter, led all Denver defensive linemen with 65 tackles (40 solos) and 11.5 quarterback sacks, the latter tied for fifth in the AFC, ninth in the NFL ... added four pass deflections, three forced fumbles, and one fumble recovery ... opened season with two sacks of Bengals passer Jon Kitna @ Cin (9/7) ... the following week @ SD (9/14) deflected a Drew Brees pass that was intercepted by Bronco linebacker Ian Gold ... posted six tackles in home opener vs. Oak (9/22), twice sacking Raider quarterback Rich Gannon and sharing a third drop of the passer; first sack was six-yard loss on first play from scrimmage, the second a one-yard drop of

**CARDINALS IN THE COMMUNITY**

In 2005, Berry established the "Bertrand Berry Foundation." The non-profit foundation was created to help provide children with better life experiences by providing them an opportunity to make a difference. The foundation's signature event is its golf tournament and gala, followed by a dinner and auction and football camp for children. The third annual celebrity weekend was held this past March and included former and current athletes including Pro Bowlers, Super Bowl Champions and Hall of Famers.

The beneficiaries of Berry's Celebrity Weekend are the Leukemia and Lymphoma Society, ChildHelp USA, and the Big Brothers, Big Sisters of Arizona.

Berry hosted his fourth annual "B Train's Holiday Express" at a Phoenix Wal-Mart last December. Along with 23 of his teammates, Berry shopped with 50 needy children from ChildHelp USA to assist them in spending \$100 for themselves or family members during the holiday season.

In addition to his foundation work, Berry has been very active in participating in Cardinals community efforts. Along with his wife, Shellie, Bertrand has been part of a group from the Cardinals to visit sick children at the Phoenix Children's Hospital during the annual "Teddy Bear Express" program. The Cardinals group handed out personalized teddy bears to children in the pediatric unit during the holiday season.

For more information on Berry's foundation, log onto [www.bertrandberryfoundation.org](http://www.bertrandberryfoundation.org).



## CARDS SINGLE-GAME SACK LEADERS

RANK	SACKS	PLAYER	OPPONENT
1.	4.5	Curtis Greer	vs. Phi, 12/18/03
2.	4.0	<b>BERTRAND BERRY</b>	<b>VS. NYG, 11/14/04</b>
3.	3.0	(12 times) most recently Bertrand Berry @ Oak, 11/22/06	

Gannon on third down, then later combined with Reggie Hayward for another sack ... season-best nine tackles (seven solos) vs. Pit (10/12) included a sack of Tommy Maddox; also jump-started Bronco victory over Steelers with recovery of a fumble by running back Jerome Bettis while nursing a 7-6 fourth-quarter lead ... four tackles @ KC (12/7) featured then single-game best three sacks of Chief passer Trent Green along with a pass deflection and forced fumble ... four tackles vs. Cle (12/14) included crucial sack of Brown quarterback Tim Couch with two minutes left in game to force Cleveland to settle for a field goal in eventual 23-20 overtime victory ... active game against his former team @ Ind (12/21) with a shared sack of Colt passer Peyton Manning, forced two fumbles, and one pass defensed.

**2002:** Appeared in all 16 games with one starting assignment for the Broncos ... registered first sack of season with nine-yard drop of Bills passer Drew Bledsoe vs. Buf (9/22) ... posted first multi-sack game of career @ NE (10/27) with two sacks of Patriot quarterback Tom Brady ... season-best three tackles included a sack @ Sea (11/17) ... added sack of Chad Pennington @ NYJ (12/8) along with a fumble recovery ... started the following week @ Oak (12/22) and collected two tackles and a sack.

**2001:** Saw reserve duty for the Broncos in 14 games with 17 tackles (14 solos), two sacks, two fumble recoveries, and one pass defensed ... recovered fumble @ Arz (9/23) ... suffered shoulder injury vs. Was (11/18) and inactive for two games ... returned to action vs. Sea (12/9) and registered sack of Seahawks passer Matt Hasselbeck, then posted two tackles and another sack of Trent Green @ KC (12/16) ... finished season with two tackles and a fumble recovery vs. Oak (12/30).

**2000:** Signed with St. Louis as free agent on 7/20 ... attended training camp but released 8/20 ... signed with the CFL's Edmonton Eskimos on 9/30 and saw action in two games, recording only one tackle ... released by the Eskimos on 11/21.

**1999:** Played in all 16 games for the Colts, primarily on special teams ... from scrimmage posted nine tackles (four solos) and one sack on

Doug Flutie vs. Buf (9/12) ... added 18 tackles and a forced fumble on special teams.

**1998:** Starter in 12 of last 13 games for the Colts at left end (three games) and right end (nine games) ... recorded four tackles and a sack of Ryan Leaf vs. SD (10/4) and one sack of Steve Young @ SF (10/18) ... added six tackles, a sack of Vinny Testaverde, and forced fumble vs. NYJ (11/15) ... four stops and a seven-yard sack of Jon Kitna vs. Sea (12/20).

**1997:** Played in 10 games (one start) with the Colts ... first NFL start vs. TB (11/12) in place of injured Quentin Coryatt and notched season-best five tackles ... three tackles @ NE (11/30) ... collected three stops and a pass defensed from scrimmage, two tackles on special teams vs. Mia (12/14).

### College:

Three-year starter at Notre Dame produced 187 tackles, 16.5 quarterback sacks, 37 pressures, 11 tackles for loss, and 6 forced fumbles ... as a senior, had 60 stops and 10.0 sacks including a three-sack game against Washington.

### Personal:

Full name Bertrand Demond Berry ... a native of Humble, TX, Berry was honored by the Touchdown Club of Houston in April of 2005 when he was named the Greater Houston NFL Player of the Year ... three-sport performer at Humble (TX) High School ... two-time all-district selection in basketball and set school record in shuttle hurdle relay and threw discus for track team ... communication and theater major at Notre Dame ... honored in 2004 with the Lloyd Herberg Courage Award for outstanding performance from the Phoenix chapter of the Pro Football Writer's Association and the Greater Houston NFL Player of the Year Award from the Touchdown Club of Houston ... was the 2007 recipient of the Ed Block Courage Award, given to the player on each NFL team who best exemplifies the principles of sportsmanship and courage in the face of adversity.

*(Bertrand Berry continued on page 62)*

*(Bertrand Berry continued from page 61)***THE REBIRTH OF A CAREER**

Bertrand Berry went from being a third-round draft pick in 1997, to spending a year out of football in 2000, to enjoying the beaches of Hawaii in the Pro Bowl in 2004. Here's how he made it happen:

- Drafted by Indianapolis in the third-round (86th overall) of the 1997 NFL Draft
- Converted from linebacker to defensive end
- Signed with the St. Louis Rams on July 20, 2000 but was released on August 20
- After a brief stint with the Edmonton Eskimos of the CFL, contemplated life without football until the Denver Broncos called to schedule a workout on New Years Day 2001
- Signed with the Broncos on Jan. 3, 2001
- Signed with the Cardinals on March 6, 2004 after three seasons with the Broncos
- Named to his first Pro Bowl after posting an NFC high 14.5 sacks in 2004

**BERRY CAREER STATS**

Year	Team	GP/GS	Tackles			Sacks		Interceptions					FR	FF	STT
			Solo	Asst.	Ttl	Sk	Yds	Int.	Yds	Lg	TD	PD			
1997	Ind	10/1	5	7	12	0.0	0	0	0	0	1	0	0	3	
1998	Ind	16/12	41	17	58	4.0	27	0	0	0	2	0	2	3	
1999	Ind	16/0	4	5	9	1.0	6	0	0	0	0	0	1	18	
2000		Out Of Football													
2001	Den	14/0	13	4	17	2.0	12	0	0	0	1	2	0	5	
2002	Den	16/1	12	2	14	6.5	30	0	0	0	2	2	0	4	
2003	Den	16/16	40	25	65	11.5	52	0	0	0	4	1	3	0	
2004	Ariz	16/16	19	25	44	14.5	95	0	0	0	4	1	3	0	
2005	Ariz	8/8	22	8	30	6.0	36	0	0	0	0	1	1	0	
2006	Ariz	10/10	20	6	26	6.0	43	0	0	0	2	1	3	0	
2007	Ariz	9/9	22	4	26	2.5	29	0	0	0	2	1	0	0	
<b>Total</b>		<b>131/73</b>	<b>198</b>	<b>103</b>	<b>301</b>	<b>54.0</b>	<b>330</b>	<b>0</b>	<b>0</b>	<b>0</b>	<b>18</b>	<b>9</b>	<b>13</b>	<b>33</b>	

**Single Game Highs:**

**Tackles:** 9 vs. Pittsburgh, 10/12/03; **Solo Tackles:** 7 vs. Pittsburgh, 10/12/03; **QB Sacks:** 4 vs. N.Y. Giants, 11/14/04; **Forced Fumbles:** 2 @ Oakland, 10/22/06; **Fumble Recoveries:** 1, nine times, last at Baltimore 9/23/07

**BERRY'S ALL-TIME QUARTERBACKS SACKED LIST**

Bertrand Berry has recorded 54.0 career sacks in his 11 years in the NFL, with 29.0 of those coming in his four seasons in Arizona, good for eighth on the franchise career list.

Below is a list of the quarterbacks and the number of times that Berry has sacked each in his career:

Jon Kitna (5.5), Trent Green (5.0), Kurt Warner (4.0), Rich Gannon (3.5), Tom Brady (3.0), Tim Rattay (3.0), Andrew Walter (3.0), Drew Bledsoe (2.0), Marc Bulger (2.0), Matt Hasselbeck (2.0), Jon Kitna (2.0), Chris Simms (2.0), Alex Smith (1.5).

**One Each:** Quincy Carter, Tim Couch, Daunte Culpepper, Ken Dorsey, Jay Fiedler, Doug Flutie, Gus Frerotte, Rex Grossman, Joey Harrington, Ryan Leaf, Tommy Maddox, Eli Manning, Vinny Testaverde, Michael Vick, Steve Young.

**.5 Each:** Kyle Boller, Chris Chandler, Peyton Manning, Chad Pennington, Ben Roethlisberger

**Total:** 54.0



# TROY BIENEMANN

**HOW ACQUIRED:** FA-07  
**YEARS NFL/CARDINALS:** 2/2  
**COLLEGE:** Washington State  
**DOB:** February 19, 1983  
**HOMETOWN:** Santa Clara, CA

# 83

**TIGHT END / 6-5 / 253**

## Pro Career:

Originally entered the league on 5/2/06 with the New Orleans Saints as an undrafted rookie free agent. Suffered a knee injury during mini-camp and was released by the Saints on 6/3/06. Signed by the Cardinals on 4/15/07 and appeared in all 16 games with four starts for Arizona during the 2007 season.

**2007:** In first NFL season, appeared in all 16 games while starting four as a second tight end ... played in first career game and recorded one reception for six yards in the season opener @ SF (9/10) ... registered first career start and tallied one reception for seven yards in the home opener vs. Sea (9/16) ... saw significant time at tight end but did not register any statistics vs. Pit (9/30), @ StL (10/7), vs. Car (10/14) and @ Was (10/21) ... recorded first two special teams tackles of career @ Cin (11/18)

... recorded first career touchdown, a one-yard reception from Kurt Warner, as well as a career-high three special teams tackles @ NO (12/16) ... recorded career long 13-yard reception and one special teams tackle vs. StL (12/30).

## College:

A four-year starter and four-time all-Conference selection at Washington State while earning Pac-10 academic first team honors for three years ... caught 24 passes for 278 yards and three TDs his senior season ... hauled in 26 passes for 288 yards and two TDs as a junior, despite battling a leg injury ... handled the long snapping duties on punts all four years ... started every game he appeared in during his four-year career.



## CARDINALS IN THE COMMUNITY

In Troy Bienemann's first season in Arizona, he made his mark in the Valley community. Bienemann was one of the most active participants in the Cardinals and SRP "Milk and Cookies" reading program throughout the entire season as well as making countless appearance at Cardinals Kids Camps.

Bienemann also took some time during the season to participate at the 2007 Cardinals and United Way "Hometown Huddle" to host 100 students and 25 members of the Special Olympics of Arizona for a kids camp at the Cardinals training facility. During the holiday season, Bienemann also took part in the Cardinals "Teddy Bear Express" program,

making a visit to Phoenix Children's Hospital to hand out personalized teddy bears to children. This past spring, he spoke at the "Youth Action 2008" conference to youth football coaches and administrators on the importance of nutrition, health and safety.



(Troy Bienemann continued on page 64)



(Troy Bienemann continued from page 63)

### Personal:

Full name Troy Michael Bienemann ... last name pronounced BEN-a-men ... his uncle, Tom Bienemann, played for the Cardinals from 1951-56 after a standout college career at Drake ... two-sport athlete at St. Francis (CA) High School, lettering in football and basketball ... with a prep GPA of 3.87, was a member of the

national and the foreign language honor societies as well as a National Football Hall of Fame scholar-athlete honoree ... played both tight end and defensive end in high school, earning league co-MVP honors on defense as a senior ... named to the all-San Jose Mercury News team, all-metro team and was named by Prep Star as the #5 tight end on the West Coast.

## BIENEMANN CAREER STATS

Year	Team	GP/GS	No.	Receiving			LG	TD	STT
				Yds	Avg				
2007	Ariz	16/4	7	46	6.6	13	1	8	
<b>Total</b>		<b>16/4</b>	<b>7</b>	<b>46</b>	<b>6.6</b>	<b>13</b>	<b>1</b>	<b>8</b>	

## BIENEMANN GAME-BY-GAME STATISTICS

### 2007

Date	Opp	GP/GS	No	Receiving			Lg	TD	STT
				Yds	Avg				
Sept. 10	@ SF	1/0	1	6	6.0	6	0	0	
Sept. 16	SEA	1/1	1	7	7.0	7	0	0	
Sept. 23	@ Bal	1/1	1	6	6.0	6	0	0	
Sept. 30	PIT	1/0	0	0	0.0	0	0	0	
Oct. 7	@ StL	1/0	0	0	0.0	0	0	0	
Oct. 14	CAR	1/0	0	0	0.0	0	0	0	
Oct. 21	@ Was	1/0	0	0	0.0	0	0	0	
Nov. 4	@ TB	1/1	0	0	0.0	0	0	0	
Nov. 11	DET	1/0	0	0	0.0	0	0	0	
Nov. 18	@ Cin	1/0	0	0	0.0	0	0	2	
Nov. 25	SF	1/0	0	0	0.0	0	0	1	
Dec. 2	CLE	1/0	0	0	0.0	0	0	0	
Dec. 9	@ Sea	1/0	1	5	5.0	5	0	0	
Dec. 16	@ NO	1/0	1	1	1.0	1t	1	3	
Dec. 23	ATL	1/0	1	8	8.0	8	0	1	
Dec. 30	STL	1/1	1	13	13.0	13	0	1	
<b>Total</b>		<b>16/4</b>	<b>7</b>	<b>46</b>	<b>6.6</b>	<b>13</b>	<b>1</b>	<b>8</b>	

## ARIZONA CARDINALS PREPARATORY ACADEMY

### ARIZONA CARDINALS Preparatory Academy



University of Phoenix™  
Founding Partner

The Arizona Cardinals Football Club and Cardinals Charities along with founding partner, The University of Phoenix, have teamed up with the Washington Elementary School District and Communities in Schools of Arizona to develop a small school learning environment within a public school district known as the Arizona Cardinals Preparatory Academy.

The Academy, located in north central Phoenix, opened in August of 2007 with its first class of fifth and sixth grade students. Grades seven and eight will be added in the next two years.

The Academy offers accelerated instruction to help students focus on learning and achieve success that they might not otherwise be able to accomplish. The community partnership is designed to deliver a support model that addresses the non-educational barriers to staying in school.



# ANQUAN BOLDIN

**HOW ACQUIRED:** D2/03 (54<sup>th</sup>)  
**YEARS NFL/CARDINALS:** 6/6  
**COLLEGE:** Florida State  
**DOB:** October 3, 1980  
**HOMETOWN:** Pahokee, FL

# 81

**WIDE RECEIVER / 6-1 / 217**

## NOTE CARDS

- Became the fastest player in NFL history to reach 400 career receptions when he hit the milestone vs. Atlanta (12/23/07) in his 67th career game, five games faster than the previous record holder—Hall of Famer Kellen Winslow Sr.
- Boldin's 413 catches in his first 68 career games are the most ever by an NFL receiver in that span.
- Reached 5,004 receiving yards at Cincinnati on 11/18/07 in his 63rd career game, tying him with Torry Holt as the fifth fastest receiver in NFL history to reach the 5,000-yard mark. Only Lance Alworth (who did it in 52 games), Charley Hennigan (59), Randy Moss (59) and Jerry Rice (61) accomplished the feat in less games than Boldin and Holt.
- Established a new single-season high with nine touchdown receptions in 2007 despite only playing in 12 games.
- Caught a career-high 14 passes for 181 yards in Baltimore on 9/23/07; his 14 receptions rank as the second-highest single game total in franchise history (Sonny Randle 16, 11/4/62 @ NYG).
- His two 100-yard receiving games in 2007 gave him 21 for his career, good for second on the Cardinals all-time list, one short of tying Jackie Smith (22) for first place.
- Selected as one of five team captains (offense) by his teammates prior to the 2007 season.
- Earned his second Pro Bowl selection in 2006, and is one of only five Cardinal receivers to garner multiple Pro Bowl nods: Larry Fitzgerald (2005, 2007), Roy Green (1983-84), Mel Gray (1974-77) and Sonny Randle (1960-62, 1965).
- Reached the 4,000-yard receiving mark in his 48th career game and became the third fastest player in NFL history to reach the milestone behind Lance Alworth (42) and Randy Moss (47); Charley Hennigan and Jerry Rice also did it in 48 games.
- Owns three of the ten best receiving yardage seasons in Cardinals history.
- Eclipsed the 1,000-yard receiving mark in 2006, the third time he had done so in his first four years in the NFL (2003, '05, '06). RB Edgerrin James topped 1,000 yards rushing to give the Cards a 1,000-yard rusher and receiver in the same season for just the fifth time ever and first time since 1998 (RB Adrian Murrell & WR Frank Sanders).
- Despite missing two games in the middle of the 2005 season, caught 102 passes, breaking his previous personal best and franchise record of 101 (2003). Only surpassed by Larry Fitzgerald who caught 103 passes in 2005.
- Set a new franchise mark in 2005 with five consecutive games with at least 100 yards receiving.
- In 2005, Boldin and Fitzgerald became only the second tandem in NFL history to top 100 receptions and 1,400 receiving yards in the same season (Detroit's Herman Moore and Brett Perriman in 1995).
- Boldin and Fitzgerald eclipsed the franchise record for 100-yard receiving games in a season, combining for 15 in 2005, the previous record was 11 (2001).
- In 2003, set NFL rookie records for most pass receptions (101); most receiving yards—first NFL game (217); and the Cardinals single-season receptions record (101) en route to Offensive Rookie-of-the-Year honors that season.



### Pro Bowl Selection:

2003, 2006

### Pro Career:

A second-round draft choice and the sixth receiver taken in the 2003 NFL Draft, Boldin became the most prolific rookie receiver in league annals with 101 receptions, which broke the previous NFL record of 90 (New England's Terry Glenn, 1996). The only rookie selected to

the Pro Bowl in 2003, Boldin recorded five 100-yard games in his rookie year. Missed the first six games of 2004 with a knee injury suffered in training camp. In 2005, caught 102 passes for 1,402 yards and seven touchdowns while becoming the franchise leader in consecutive games with 100 or more yards receiving with five. In 2005, he and Larry Fitzgerald became the second tandem of receivers with 100 receptions and 1,400 yards in a season (Detroit's Herman Moore

*(Anquan Boldin continued on page 66)*

*(Anquan Boldin continued from page 65)*

and Brett Perriman in 1995). In 2006, he earned the second Pro Bowl selection of his career after putting up 83 receptions for 1,203 yards and four touchdowns. Had a career-high nine TD receptions in 2007.

**2007:** Started 11 of 12 games played due to injuries but still registered 71 receptions for 853 yards and a career-high nine TDs while serving as one of five team captains ... became the fastest player in NFL history to reach 400 career receptions (67 games) ... tied Torry Holt as the fastest player to reach 5,000 career receiving yards (63 games) ... recorded four receptions for 22 yards and one touchdown reception while registering one carry for 14 yards in the season opener @ SF (9/10); for the third time in four season openers (missed first six games of 2004 season due

to injured knee) Boldin registered a TD (1 vs. SF 9/10/06, 2 @ Det 9/7/03) ... recorded 350th reception of his career in the home opener vs. Sea (9/16) ... registered a career-high 14 receptions for 181 yards as well as tying a career-high with two TDs @ Bal (9/23); 181 yards receiving is the second-most of his career behind the 217 yards @ Det (9/7/03); Boldin's 14 receptions were the second most in team history behind Sonny Randle (16, 11/4/62 @ NYG) and the second highest single-game total in the NFL in 2007; marked first time he registered two receiving TDs in a game since 11/23/03 vs. StL ... inactive (hip) for the first time in 26 games vs. Pit (9/30) ... after missing three games with hip injury, recorded eight receptions for 29 yards and tied career-high with two TDs @ Was (10/21); marks first time he

## BOLDIN COLLECTING 100'S

Boldin had two 100-yard receiving games in 2007, giving him 21 for his career. He now sits one game behind Jackie Smith for a share of the franchise lead.

Larry Fitzgerald added four 100-yard games in 2007, totaling 13 for his career, good for a tie with J.T. Smith for seventh place.

Games	Player (Years)
22	Jackie Smith (1963-77)
21	<b>ANQUAN BOLDIN (2003-)</b>
	Roy Green (1979-90)
18	Rob Moore (1995-2001)
17	Mel Gray (1971-82)
16	David Boston (1999-02)
14	Bobby Joe Conrad (1960-68)
	Pat Tilley (1976-86)
	Sonny Randle (1959-66)
13	<b>LARRY FITZGERALD (2004-)</b>
13	J.T. Smith (1985-90)
12	Frank Sanders (1995-02)



## BOLDIN'S CAREER 100-YARD GAMES

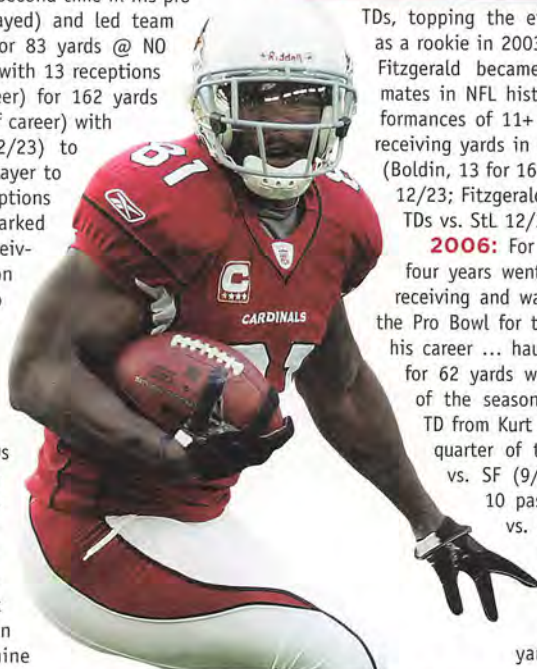
Date	Opp	Rec	Yards	TD	Date	Opp	Rec	Yards	TD
12/23/07	vs. Atl	13	162	2	10/9/05	vs. Car	10	162	1
9/23/07	@ Bal	14	181	2	10/2/05	vs. SF	8	116	1
12/31/06	@ SD	4	112	0	9/18/05	vs. StL	8	119	0
11/26/06	@ Min	9	140	1	12/26/04	@ Sea	7	107	1
10/16/06	vs. Chi	12	136	1	12/12/04	vs. SF	9	109	0
9/24/06	vs. StL	10	129	0	12/21/03	@ Sea	10	122	1
12/18/05	@ Hou	8	134	1	12/7/03	@ SF	9	123	1
12/11/05	vs. Was	9	114	0	11/23/03	vs. StL	6	123	2
12/4/05	@ SF	11	156	1	11/9/03	@ Pit	8	118	1
11/27/05	vs. Jax	10	115	0	9/7/03	@ Det	10	217	2
11/20/05	@ StL	8	105	1					

## BOLDIN AFTER 68

Here's where Boldin stands after 68 games compared to some of the elite receivers in NFL history.

Receiver	Receptions
<b>ANQUAN BOLDIN</b>	<b>413</b>
Lionel Taylor	386
Kellen Winslow	373
Marvin Harrison	369
Randy Moss	335
Jerry Rice	306

has two TDs in consecutive games and the first time he has totaled two multiple TD games in one season since 2003 ... in 63rd game eclipsed 5,000 career receiving yards while registering four receptions for 71 yards and a 44-yard touchdown @ Cin (11/18); tied with Torry Holt as the fifth-fastest receiver in NFL history to reach 5,000-receiving yards ... recorded two receptions for 25 yards before an injured toe forced him to leave the game late in the third quarter vs. Cle (12/2) ... after being limited in practice all week came off the bench for the second time in his pro career (66 games played) and led team with six receptions for 83 yards @ NO (12/16) ... led team with 13 receptions (second most in career) for 162 yards (third highest total of career) with two TDs vs. Atl (12/23) to become the fastest player to reach 400 career receptions in NFL history; marked second 100-yard receiving game of the season and 21st of career to be one behind Jackie Smith (1963-77) for first in franchise history; third time in 2007 he has recorded multiple TDs in a game, had only two multi-TD games in his career which both came in 2003 ... recorded one TD vs. StL (12/30) to set a new single season career-high with nine



TDs, topping the eight he registered as a rookie in 2003; along with Larry Fitzgerald became the first teammates in NFL history to record performances of 11+ catches and 160+ receiving yards in consecutive weeks (Boldin, 13 for 162 and 2 TDs vs. Atl 12/23; Fitzgerald 11 for 171 and 2 TDs vs. StL 12/30).

**2006:** For the third time in four years went over 1,000 yards receiving and was also selected to the Pro Bowl for the second time in his career ... hauled in four passes for 62 yards with his first catch of the season being a six-yard TD from Kurt Warner in the first quarter of the season opener vs. SF (9/10) ... hauled in 10 passes for 129 yards vs. StL (9/24), marking his 11th game in a row with at least three catches and 60 yards receiving ...

## BOLDIN REACHES 5,000

With his second reception of the game against Cincinnati (11/18/07), Boldin reached 5,004 receiving yards in his 63rd career game, tying him with Torry Holt as the fifth fastest receiver in NFL history to reach the 5,000-yard mark. Only Lance Alworth (who did it in 52 games), Charley Hennigan (59), Randy Moss (59) and Jerry Rice (61) accomplished the feat in less games than Boldin and Holt.

Below is a list of receivers who have reached 5,000 yards the quickest:

Player	Team	# of Games
Lance Alworth	San Diego Chargers	52
Charley Hennigan	Houston Oilers	59
Randy Moss	Minnesota Vikings	59
Jerry Rice	San Francisco 49ers	61
<b>ANQUAN BOLDIN</b>	<b>ARIZONA CARDINALS</b>	<b>63</b>
Torry Holt	St. Louis Rams	63

Boldin currently sits at 5,458 yards on 413 catches in 68 career games.

(Anquan Boldin continued on page 68)



(Anquan Boldin continued from page 67)

## CARDINALS IN THE COMMUNITY



ANQUAN BOLDIN FOUNDATION



In 2004, Boldin established his foundation, "Q81" which is dedicated to expanding the educational and life opportunities for underprivileged children in both Arizona and his home state of Florida. Money raised through the foundation helps provide technology and materials for schools in low-income areas, college scholarships for high school graduates, and food and clothing for children. The goal is to provide athletes, parents, and coaches a spiritual outlet through sports and to develop within each athlete strong values and attitudes.

Throughout the past couple of years, Boldin and his foundation have worked closely with West Valley Child Crisis Center in Glendale to provide temporary homes to children who are abused or are at risk for abuse, while also working with Glendale's Independence High School to provide opportunities for the student athletes that they normally wouldn't have.

Boldin's involvement with Independence H.S. first started in July of 2005 when he offered two free football camps at the school, using his Cardinal teammates as guest instructors. He then "adopted" the entire football team and made surprise visits to their practices and their games throughout the season. In 2005, Boldin donated game tickets for the entire team. Later in the year the football team received \$10,000--\$5,000 from Boldin personally and the other \$5,000 from the NFL Youth Football Fund with Boldin's assistance.

This past April, Boldin held his fourth annual "Q Fest" in his hometown of Pahokee, Florida where residents were able watch a celebrity basketball game, get autographs, and take part in a fun day at the park. Boldin, along with Cardinals teammates and other stars from around the NFL, joined together in Florida to help raise money for the foundation and the community of Pahokee.



The Cardinals 2004 Walter Payton "Man of the Year" and his foundation, along with the University of Phoenix, created a scholarship program to help graduating students attend college. Each year, six full-tuition scholarships are offered to help high school graduates and single parents in Florida and Arizona achieve the goal of higher education.

After the destruction of Hurricane Katrina in 2005, Boldin, along with several teammates, visited hurricane refugees that were displaced to Phoenix. He helped serve food and drinks to the Louisiana residents while also donating money to the Hurricane Relief Disaster Fund.

Each year, Boldin and his foundation host free youth football camps in Arizona and Florida at various high schools to benefit 400 children in grades 3-12 by teaching them about the fundamentals of football while also focusing on education. Boldin also donates t-shirts and duffel bags at each camp in addition to providing autographs for all of the campers.

Boldin held his fourth annual charity dinner last November at Canal restaurant in Scottsdale, raising money to benefit his foundation

For more information on Boldin's foundation, log onto [www.anquanq81foundation.com](http://www.anquanq81foundation.com)

caught four passes for 71 yards, including rookie QB Matt Leinart's first career TD pass, when he pulled in a team-long 49-yard pass in the first quarter to give the Cardinals a 7-0 lead vs. KC (10/8) ... established a new career-high on the regular season's biggest stage with 12 receptions in his first Monday Night appearance, piling up a game-high 136 yards and a TD vs. Chi (10/16); his 17th 100-yard game moved him into a tie for fourth (Mel Gray) most in team history ... recorded the 300th reception of his career @ Oak (10/22) on his first catch of the day, a 15-yard pass from Leinart, to become the fastest receiver in NFL history to reach the career milestone (47 games); ended the day with four receptions for 59 yards ... one week after becoming the fastest receiver to 300 receptions, set another personal milestone when he reached 4,000 career receiving yards, recording four receptions for 47 yards @ GB (10/29) ... grabbed nine receptions for 140 yards and a TD @ Min (11/26); his nine receptions moved him into 10th place on the Cardinals career receptions list, passing Rob Moore (322) and his 140 yards gave him his 18th career 100-yard game and moved him into a tie

with Moore for third in team history ... caught five passes for 60 yards and rushed once for five yards vs. Den (12/17); earned his third 1,000-yard receiving season in the past four years, joining Roy Green as the only Cardinals receivers with three 1,000-yard seasons in franchise history ... voted to his second career Pro Bowl on 12/19/06 ... ended the season with a terrific performance @ SD (12/31), catching four passes for 112 yards, including a Cardinal season-long reception of 64 yards, primarily with an electrifying run after the catch.

**2005:** Opened the season by continuing his streak of catching at least three passes in every game he has played, catching four passes for 62 yards @ NYG (9/11) ... recorded his eighth career 100-yard receiving game vs. StL (9/18) with 119 yards on eight receptions ... recorded a game-high eight receptions for 116 yards and a touchdown vs. SF (10/2); combined with Fitzgerald's 102 yards, the duo became the first Cardinals pair to collect 100 or more receiving yards in the same game since 1999 ... recorded 10 receptions for 162 yards vs. Car (10/9) becoming the first Cardinals receiver since David Boston in December

**BOLDIN BECOMES FASTEST TO 400**

Anquan Boldin became the all-time fastest NFL player to reach 400 career receptions when he hit the mark vs. Atlanta (12/23/07). He reached the mark in only 67 games, five games faster than the previous record holder (Kellen Winslow Sr., San Diego).

**Fastest Players to Reach 400 Receptions**

<b>ANQUAN BOLDIN</b>	<b>67</b>
Kellen Winslow	72
Lionel Taylor	73
Marvin Harrison	75
Torry Holt	77
Randy Moss	78

Boldin was also the fastest player to reach 300 and 200 receptions, hitting the marks after only 47 and 34 games, breaking Lionel Taylor's previous records by seven and two games.

**Fastest Players to Reach 300 Receptions**

<b>Player</b>	<b>Team</b>	<b># of Games</b>
<b>ANQUAN BOLDIN</b>	<b>ARIZONA</b>	<b>47</b>
Lionel Taylor	Denver	54
Kellen Winslow	San Diego	57
Isaac Bruce	St. Louis	58
Marvin Harrison	Indianapolis	59

**Fastest Players to Reach 200 Receptions**

<b>Player</b>	<b>Team</b>	<b>Games</b>
<b>ANQUAN BOLDIN</b>	<b>ARIZONA</b>	<b>34</b>
Lionel Taylor	Denver	36
Tom Fears	L.A. Rams	36
Terry Glenn	New England	39
Kellen Winslow	San Diego	39

*(Anquan Boldin continued on page 70)*

*(Anquan Boldin continued from page 69)***THE TERRIFIC TWOSOME**

Anquan Boldin and Larry Fitzgerald have each gone over 100 yards receiving in the same game five times since they began playing together in 2004. Against Minnesota in 2006, the duo became the first teammates in team history to record 140 or more yards in the same game.

The Cardinals have had two or more receivers go over 100-yards in the same game 29 times, but none as frequently as Boldin and Fitzgerald.

Date	Opp	Player	Rec	Yds	Date	Opp	Player	Rec	Yds
11/26/06	@ MIN	LARRY FITZGERALD	11	172	12/27/87	@ Dal	J.T. Smith	11	102
		ANQUAN BOLDIN	9	140			Roy Green	7	112
12/4/05	@ SF	ANQUAN BOLDIN	11	156	12/7/86	@ Phi	J.T. Smith	10	131
		LARRY FITZGERALD	8	129			Roy Green	6	100
11/20/05	@ STL	LARRY FITZGERALD	9	104	12/16/84	@ Was	Roy Green	8	196
		ANQUAN BOLDIN	8	105			Ottis Anderson	12	124
10/9/05	VS. CAR	ANQUAN BOLDIN	10	162	9/23/79	vs. Was	Dave Stief	6	125
		LARRY FITZGERALD	9	136			Pat Tilley	7	114
10/2/05	VS. SF	ANQUAN BOLDIN	8	116	12/17/78	vs. Atl	Dave Stief	9	183
		LARRY FITZGERALD	7	102			Pat Tilley	7	105
1/2/00	@ GB	Frank Sanders	13	118	12/13/70	vs. NYG	Jackie Smith	4	115
		Rob Moore	6	120			MacArthur Lane	5	106
11/16/97	@ NYG	Frank Sanders	9	188	9/18/70	@ LA	John Gilliam	5	133
		Rob Moore	8	139			Jackie Smith	4	102
11/26/95	vs. Atl	Rob Moore	8	121	11/2/69	vs. NO	Dave Williams	8	164
		Larry Centers	7	101			John Gilliam	5	106
9/29/91	vs. NE	Ernie Jones	8	145	11/10/68	vs. Pit	Bobby Joe Conrad	5	133
		Ricky Proehl	4	107			Dave Williams	5	114
12/23/90	vs. NYG	Roy Green	8	147	10/22/67	vs. Phi	Jackie Smith	5	104
		Ernie Jones	4	130			Bobby Joe Conrad	8	115
11/18/90	vs. GB	Ernie Jones	7	117	11/1/64	@ NYG	Jackie Smith	4	116
		Roy Green	4	102			Jackie Smith	5	124
11/12/89	vs. Dal	Rob Await	6	105	12/16/62	vs. Phi	Bobby Joe Conrad	6	124
		Ernie Jones	3	139			Taz Anderson	8	175
9/17/89	@ Sea	Roy Green	8	166	9/23/60	@ LA	Sonny Randle	3	134
		J.T. Smith	7	104			John David Crow	5	125
9/18/88	@ TB	J.T. Smith	6	103			Sonny Randle	7	159
		Jay Novacek	5	102					



of 2001 to record consecutive 100-yard receiving games; teamed with Fitzgerald to become the first pair of Cardinals receivers to record 100+ yards in consecutive games; seven of his 10 receptions vs. Carolina went for 10 or more yards ... held without a catch for the first time in his career vs. Ten (10/23) which ended his streak of having three or more receptions in every game he has played at 31 ... suffered a bone contusion in his right knee @ Dal (10/30) after catching three passes for 69 yards including a 44-yard touchdown from Josh McCown ... inactive vs. Sea (11/6); @ Det (11/13) due to a knee injury ... became the fastest NFL receiver to reach 200 receptions after making eight grabs for 105 yards and a touchdown @ StL (11/20); recorded his fourth 100-yard game of the season ... recorded a career-high 11 receptions

for 156 yards including a 54-yard touchdown in which he dodged at least five 49ers defenders @ SF (12/4) ... became the second Cardinals receiver to record 1,000 yards in 2005 with nine receptions for 114 yards vs. Was (12/11) ... recorded a team-record fifth consecutive 100-yard game @ Hou (12/18) with eight catches for 134 yards and a touchdown ... recorded a team and game high eight receptions for 81 yards en route to finishing the year with 102 receptions, topping his former team record of 101, set in 2003 as a rookie.

**2004:** Underwent surgery to repair a slightly torn meniscus in his right knee on 8/11 after suffering the injury in a training camp practice on 8/10 ... subsequently deactivated due to the knee injury for the first six games of 2004 ... returned to action @ Buf (10/31) as a third receiver and

## TWICE OVER THE CENTURY MARK

Anquan Boldin and Larry Fitzgerald have both recorded a pair of 100-catch seasons in their NFL careers. Boldin had 101 in 2003 and 102 in 2005. Fitzgerald hit 103 in 2005 and 100 in 2007.

In NFL history there have been 57 total 100-catch seasons accomplished by 41 different players. Boldin and Fitzgerald are two of just 11 players to record more than one 100-catch season (see list below) and the only two to have hit 100 twice in their first four seasons.

### Players with multiple 100-catch seasons

Total	Player	Team	Receptions	Yards	Year	NFL Season
4	Jerry Rice	SF	122	1,848	1995	11th
	Jerry Rice	SF	112	1,499	1994	10th
	Jerry Rice	SF	108	1,254	1996	12th
	Jerry Rice	SF	100	1,502	1990	6th
4	Marvin Harrison	Ind	115	1,663	1999	4th
	Marvin Harrison	Ind	109	1,524	2001	6th
	Marvin Harrison	Ind	102	1,413	2000	5th
	Marvin Harrison	Ind	143	1,722	2002	7th
3	Herman Moore	Det	123	1,686	1995	5th
	Herman Moore	Det	106	1,296	1996	6th
	Herman Moore	Det	104	1,293	1997	7th
2	<b>ANQUAN BOLDIN</b>	<b>AZ</b>	<b>102</b>	<b>1,402</b>	<b>2005</b>	<b>3RD</b>
	<b>ANQUAN BOLDIN</b>	<b>AZ</b>	<b>101</b>	<b>1,377</b>	<b>2003</b>	<b>1ST</b>
2	<b>LARRY FITZGERALD</b>	<b>AZ</b>	<b>103</b>	<b>1,409</b>	<b>2005</b>	<b>2ND</b>
	<b>LARRY FITZGERALD</b>	<b>AZ</b>	<b>100</b>	<b>1,409</b>	<b>2007</b>	<b>4TH</b>
2	Cris Carter	Min	122	1,371	1995	9th
	Cris Carter	Min	122	1,256	1994	8th
2	Jimmy Smith	Jax	116	1,636	1999	7th
	Jimmy Smith	Jax	112	1,373	2001	9th
2	Randy Moss	Min	111	1,632	2003	6th
	Randy Moss	Min	106	1,347	2002	5th
2	Rod Smith	Den	113	1,343	2001	7th
	Rod Smith	Den	100	1,602	2000	6th
2	Sterling Sharpe	GB	112	1,274	1993	6th
	Sterling Sharpe	GB	108	1,461	1992	5th
2	Torry Holt	StL	117	1,696	2003	5th
	Torry Holt	StL	102	1,331	2005	7th


(Anquan Boldin continued on page 72)



*(Anquan Boldin continued from page 71)*

recorded a game-high four receptions for 50 yards ... in his first start of the season tied Fitzgerald for a team-high five receptions in his homecoming game @ Mia (11/7) for 37 yards in his second game back from a knee injury ... became the first Cardinals receiver to post a 100-yard game in 2004 with nine receptions for 109 yards vs. SF (12/12) ... recorded his first receiving touchdown of the year and put the Cardinals on the board first with a 31-yard pass from McCown in the first quarter @ Sea (12/26); recorded his second 100-yard receiving day of the season and the seventh of his career.

**2003:** In his first pro season, caught at least three passes in all 16 games and his five 100-yard receiving games were the most by a Cardinal since 1998 (Frank Sanders, 5) ... authored the Cards' three longest plays from scrimmage, all touchdowns (71, 60, and 54 yards),



and eight of the top 10 ... led the NFL with 40 third-down receptions and registered 64 first downs to lead all rookies ... held the third down receiving leader spot for 15 of 17 weeks ... stellar rookie campaign began @ Det (9/7) with a 10 reception, 217-yard day, the latter the season's league single-game best; his 217 yards set an NFL record for a rookie in his first game and were the most yards by a rookie since 1996 (226, St. Louis Rams, Eddie Kennison); six of 10 grabs came for third-down conversions and 172 combined yards; after a relatively quiet first half (four receptions for 54 yards), Boldin sped 71 yards on the third play of the third quarter and took Jeff Blake's pass to the end zone for a 21-14 Cardinals lead ... his five receptions for 99 yards in the Cards 20-13 win vs. GB (9/21) gave him more receptions (23) and yards (378) in his first three games than any other player in NFL history; set up the Cards first touchdown with a 38-yard catch to the one-yard line on third-and-10 ... grabbed six passes for 51 yards vs. Cin (11/2) including a seven-yard touchdown pass from Blake

## BOLDIN AND FITZGERALD IN TOP 10

After collecting 71 receptions in 2007 despite starting only 11 games due to injury, Boldin now sits seventh on the Cardinals all-time career receptions list with 413. He needs just six more receptions to pass Bobby Joe Conrad (1958-68) for sixth place.

With his second 100-reception season this year, Larry Fitzgerald jumped into the top 10 with 330 career receptions, passing Sonny Randle.

### Top 10 Career Reception Leaders

Rnk	Player (Years)	Rec.	Catches To Pass
1.	Larry Centers (1990-98)	535	123
2.	Roy Green (1979-90)	522	110
3.	Frank Sanders (1995-02)	493	81
4.	Jackie Smith (1963-77)	480	68
5.	Pat Tilley (1976-86)	469	57
6.	Bobby Joe Conrad (1958-68)	418	6
7.	<b>ANQUAN BOLDIN (2003-)</b>	<b>413</b>	-
8.	J.T. Smith (1985-90)	377	-
9.	Mel Gray (1971-82)	351	-
10.	<b>LARRY FITZGERALD (2004-)</b>	<b>330</b>	-

for the game-deciding points in the third quarter of a 17-14 win ... in his biggest day since the season opener recorded eight receptions for 118 yards and a touchdown @ Pit (11/9) ... hauled in six passes for 123 yards vs. StL (11/23) with touchdowns of 54 and three yards ... recorded nine receptions for 123 yards @ SF (12/7) including a one handed 16-yard touchdown grab from McCown on fourth down late in the game while inducing four penalties from 49er defenders for either pass interference or defensive holding ... became the NFL's single-season rookie reception leader with 10 receptions for 122 yards @ Sea (12/21), pushing his season total to 96 catches – six more than the previous record-holder Terry Glenn (New England, 1996); recorded eight receptions for 133 yards in the second half, including an acrobatic 60-yard scoring connection from McCown; another apparent touchdown was ruled incomplete after replay review.

### College:

Former quarterback was the consummate team player for Florida State, playing wherever the coaching staff needed him ... played quarterback in his final game after injuries and suspensions depleted FSU's quarterback corps ... despite starting only 23 games, finished career with 118 receptions for 1,790 yards (15.2-yard average) and 21 touchdowns ... all-Atlantic Coast Conference (A.C.C.) second team selection by the league's media as senior ... recipient of the conference's Brian Piccolo Award, given to the A.C.C.'s most courageous player ... as a senior in 2002 led Seminoles in receiving with career-high 65 receptions for 1,011 yards (15.6-yard average) and 13 touchdowns ... rushed 21 times for 86 yards (4.1

yard average) and completed seven of 16 passes (43.8 percent) for 111 yards and a score ... played receiver and quarterback in final college game vs. Georgia in the Sugar Bowl; had three receptions for 34 yards and a five-yard touchdown and completed six of 14 passes for 78 yards and a 40-yard score; added 34 rushing yards on 13 carries ... granted medical redshirt as junior after suffering torn anterior cruciate knee ligament prior to start of season ... started seven games as a sophomore split end, finishing third on team with 41 receptions for 664 yards (16.2-yard average) and six touchdowns ... one of three true Florida State freshmen to earn a letter ... in his first collegiate game, caught touchdown passes of four and 29 yards vs. Louisiana Tech.

### Personal:

Full name Anquan Kenmile Boldin ... attended Pahokee (FL) High School ... regarded as one of the top prospects in the country by nearly every recruiting publication ... USA Today first-team selection and the Florida player-of-the-year ... first-team class 3A all-Florida ... named Florida's Mr. Football ... completed 133 of 233 passes for 2,482 yards and 36 touchdowns as a senior ... also rushed for 1,497 yards and 20 touchdowns ... nabbed four interceptions on defense ... set state of Florida record with 11,433 career total yards as prep athlete ... younger brother, Demir, is a wide receiver for Wake Forest; older brother Carl, Jr. played defensive line at Morgan State ... criminology major ... cousin of former Florida State offensive lineman Ronald Boldin (1999–2001) ... in 2007, named the "Utility" player on the Florida High School Athletic Association's All-Century High School Football Team ... has one son, Anquan Jr.

## BOLDIN CAREER STATS

Year	Team	GP/GS	Receiving					Rushing				
			No.	Yds	Avg	LG	TD	No.	Yds	Avg	LG	TD
2003	Ariz	16/16	101	1,377	13.6	71t	8	5	40	8.0	23	0
2004	Ariz	10/9	56	623	11.1	31t	1	1	3	3.0	3	0
2005	Ariz	14/14	102	1,402	13.7	54t	7	12	45	3.8	11	0
2006	Ariz	16/16	83	1,203	14.5	64	4	5	28	5.6	18	0
2007	Ariz	12/11	71	853	12.0	44t	9	1	14	14.0	14	0
<b>Total</b>		<b>68/66</b>	<b>413</b>	<b>5,458</b>	<b>13.2</b>	<b>71t</b>	<b>29</b>	<b>24</b>	<b>130</b>	<b>5.4</b>	<b>23</b>	<b>0</b>

### Single Game Highs:

**Yards Receiving:** 217, @ Detroit, 9/7/03; **Receptions:** 14, @ Baltimore, 9/23/07; **Long Reception:** 71t, @ Detroit, 9/7/03; **TDs Receiving:** 2, five times, last vs. Atlanta, 12/23/07; **Punt Returns:** 4, vs. Cincinnati, 11/2/03; **Punt Return Yards:** 20, vs. Cincinnati, 11/2/03; **Longest Punt Return:** 19, vs. St. Louis, 11/23/03.

### Additional Stats:

**Rushing:** 24-130; **Long:** 23, vs. St. Louis, 11/23/03.

**Passing:** Attempts: 1, twice, last @ Dallas, 10/30/05; **Interceptions:** 1, vs. San Francisco, 10/26/03

(Anquan Boldin continued on page 74)

*(Anquan Boldin continued from page 73)***TWO IN FIRST FOUR**

Receivers Anquan Boldin and Larry Fitzgerald were each selected to the Pro Bowl twice in their first four seasons.

They are two of just 39 receivers in NFL history to accomplish that feat. The complete list:

Player	Team	Pro Bowls #	Career
<b>LARRY FITZGERALD</b>	<b>ARIZONA</b>	<b>06, 08</b>	<b>2004-</b>
<b>ANQUAN BOLDIN</b>	<b>ARIZONA</b>	<b>04, 07</b>	<b>2003-</b>
Andre Johnson	Houston	05, 07	2003-
Chad Johnson	Cincinnati	04, 05	2001-
Torry Holt	St. Louis	01, 02	1999-
Randy Moss	Minnesota	99, 00, 01*	1998-
Keyshawn Johnson	NY Jets	99, 00	1996-2006
Andre Rison	Atlanta	91, 92, 93	1989-2000
Anthony Miller	San Diego	90, 91	1988-97
Sterling Sharpe	Green Bay	90, 91	1988-94
John Taylor	San Francisco	89, 90*	1987-95
Jerry Rice	San Francisco	87, 88, 89*	1985-2004
Anthony Carter	Minnesota	88, 89	1985-95
Al Toon	NY Jets	87, 88, 89	1985-92
Gary Clark	Washington	87, 88	1985-95
Mark Clayton	Miami	85, 86, 87	1983-93
Mike Quick	Philadelphia	84, 85, 86	1982-90
Mark Duper	Miami	84, 85	1982-92
Charlie Brown	Washington	83, 84	1982-87
Cris Collinsworth	Cincinnati	82, 83, 84	1981-88
Dwight Clark	San Francisco	82, 83	1979-87
James Lofton	Green Bay	79, 81, 82	1978-93
John Jefferson	San Diego	79, 80, 81	1978-85
Stanley Morgan	New England	80, 81	1977-90
Tony Hill	Dallas	79, 80	1977-86
Steve Largent	Seattle	79, 80*	1976-89
Lynn Swann	Pittsburgh	76, 78	1974-82
Isaac Curtis	Cincinnati	74, 75, 76, 77	1973-84
Drew Pearson	Dallas	75, 77	1973-83
Cliff Branch	Oakland	75, 76	1972-85
Mercury Morris	Miami	72, 73	1969-76
Gene Washington	San Francisco	70, 71, 72, 73	1969-79
Gene Washington	Minnesota	70, 71	1967-73
George Sauer	NY Jets	67, 68, 69	1965-70
Charley Taylor	Washington	65, 66, 67, 68	1964-77
Bob Hayes	Dallas	66, 67, 68	1965-75
Lance Alworth	San Diego	64, 65	1962-71
Sonny Randle	St. Louis	61, 62, 63	1959-68
Del Shofner	LA Rams	59, 60	1958-63

# Indicates calendar year of Pro Bowl, not the season for which the honor was earned

\* Selected but did not play



## BOLDIN GAME-BY-GAME STATISTICS

## Receiving

## 2007

Date	Opp.	GP/GS	No	Yds	Lg	TD
Sept. 10	@ SF	1/1	4	22	7	1
Sept. 16	SEA	1/1	4	83	35	0
Sept. 23	@ Bal	1/1	14	181	37	2
Sept. 30	PIT	Inactive - Hip				
Oct. 7	@ StL	Inactive - Hip				
Oct. 14	CAR	Inactive - Hip				
Oct. 21	@ Was	1/1	8	29	10t	2
Nov. 4	@ TB	1/1	3	40	24	0
Nov. 11	DET	1/1	3	25	13	0
Nov. 18	@ Cin	1/1	4	71	44t	1
Nov. 25	SF	1/1	6	76	26	0
Dec. 2	CLE	1/1	2	25	16	0
Dec. 9	@ Sea	Inactive - Toe				
Dec. 16	@ NO	1/0	6	83	25	0
Dec. 23	ATL	1/1	13	162	31	2
Dec. 30	STL	1/1	4	56	20t	1
<b>Total</b>		<b>12/11</b>	<b>71</b>	<b>853</b>	<b>44t</b>	<b>9</b>

## 2006

Date	Opp.	GP/GS	No	Yds	Lg	TD
Sept. 10	SF	1/1	4	62	19	1
Sept. 18	@ Sea	1/1	6	62	17	0
Sept. 25	STL	1/1	10	129	34	0
Oct. 2	@ Atl	1/1	4	42	16	0
Oct. 9	KC	1/1	4	71	49t	1
Oct. 23	CHI	1/1	12	136	26	1
Oct. 30	@ Oak	1/1	4	59	21	0
Nov. 6	@ GB	1/1	4	47	14	0
Nov. 13	DAL	1/1	2	53	43	0
Nov. 20	DET	1/1	5	87	44	0
Nov. 27	@ Min	1/1	9	140	29	1
Dec. 4	@ StL	1/1	2	32	20	0
Dec. 11	SEA	1/1	4	47	20	0
Dec. 18	DEN	1/1	5	60	21	0
Dec. 24	@ SF	1/1	4	64	23	0
Jan. 1	@ SD	1/1	4	112	64	0
<b>Total</b>		<b>16/16</b>	<b>83</b>	<b>1,203</b>	<b>64</b>	<b>4</b>

## 2005

Sept. 11	@ NYG	1/1	4	62	24	0
Sept. 18	STL	1/1	8	119	27	0
Sept. 25	@ Sea	1/1	6	88	45	0
Oct. 2	SF	1/1	8	116	27t	1
Oct. 9	CAR	1/1	10	162	46	1
Oct. 23	TEN	1/1	0	0	0	0
Oct. 30	@ Dal	1/1	3	69	44t	1
Nov. 6	SEA	Inactive - Knee				
Nov. 13	@ Det	Inactive - Knee				
Nov. 20	@ StL	1/1	8	105	34	1
Nov. 27	JAX	1/1	10	115	31	0
Dec. 4	@ SF	1/1	11	156	54t	1
Dec. 11	WAS	1/1	9	114	30	0
Dec. 18	@ Hou	1/1	8	134	43	1
Dec. 24	PHI	1/1	9	81	20t	1
Jan. 1	@ Ind	1/1	8	81	18	0
<b>Total</b>		<b>14/14</b>	<b>102</b>	<b>1,402</b>	<b>54t</b>	<b>7</b>

## 2004

Sept 12	@ StL	Inactive - Knee				
Sept 19	NE	Inactive - Knee				
Sept 26	@ Atl	Inactive - Knee				
Oct 3	NO	Inactive - Knee				
Oct 10	@ SF	Inactive - Knee				
Oct 24	SEA	Inactive - Knee				
Oct 31	@ Buf	1/0	4	50	21	0
Nov 7	@ Mia	1/1	5	37	13	0
Nov 14	NYG	1/1	5	31	9	0
Nov 21	@ Car	1/1	6	75	31	0
Nov 28	NYJ	1/1	8	87	20	0
Dec 5	@ Det	1/1	5	48	15	0
Dec 12	SF	1/1	9	109	28	0
Dec 19	STL	1/1	4	48	17	0
Dec 26	@ Sea	1/1	7	107	31t	1
Jan 2	TB	1/1	3	31	12	0
<b>Total</b>		<b>10/9</b>	<b>56</b>	<b>623</b>	<b>31t</b>	<b>1</b>

## 2003

Sept. 7	@ Det	1/1	10	217	71t	2
Sept. 14	SEA	1/1	8	62	14	0
Sept. 21	GB	1/1	5	99	38	0
Sept. 28	@ StL	1/1	7	87	31	0
Oct. 5	@ Dal	1/1	3	33	13	0
Oct. 12	BAL	1/1	6	95	31	0
Oct. 26	SF	1/1	3	29	19	0
Nov. 2	CIN	1/1	6	51	17	1
Nov. 9	@ Pit	1/1	8	118	40	1
Nov. 16	@ Cle	1/1	4	85	51	0
Nov. 23	STL	1/1	6	123	54t	2
Nov. 30	@ Chi	1/1	4	33	17	0
Dec. 7	@ SF	1/1	9	123	35	1
Dec. 14	CAR	1/1	7	73	24	0
Dec. 21	@ Sea	1/1	10	122	60t	1
Dec. 28	MIN	1/1	5	27	8	0
<b>Total</b>		<b>16/16</b>	<b>101</b>	<b>1,377</b>	<b>71t</b>	<b>8</b>



# ALAN BRANCH

**HOW ACQUIRED:** D2/07 (33<sup>rd</sup>)  
**YEARS NFL/CARDINALS:** 2/2  
**COLLEGE:** Michigan  
**DOB:** December 29, 1984  
**HOMETOWN:** Rio Rancho, NM

# 78

**DEFENSIVE TACKLE / 6-5 / 332**

## NOTE CARDS

- Expected by many to go early in the first round of the 2007 NFL Draft, Arizona traded up (sent fourth-rounder to Oakland) to select Branch with the first pick in the second round.
- Returned to the southwest when he joined the Cardinals, having grown up in Rio Rancho, NM; in high school, played both offensive and defensive lines, as well as running back, quarterback, and punt returner.
- Was a college teammate of Cardinals defensive tackle Gabe Watson and wide receiver Steve Breaston.

## Pro Career:

Drafted in the second round (33<sup>rd</sup> overall) of the 2007 NFL Draft, Branch appeared in the season's final 11 contests after missing the early part of the year with a hand injury suffered in training camp.

**2007:** Played in the season's final 11 games after suffering a hand injury in training camp ... inactive (hand) for the first two games of the season ... saw first career action but did not register any statistics vs. Car (10/14) ... recorded one quarterback hit vs. Cle (12/2) and @ Sea (12/9) ... totaled season-high three tackles @ NO (12/16) which tied for most among defensive linemen ... registered first career pass defended vs. StL (12/30).



## College:

Entered the 2007 Draft following his junior season at Michigan ... All-Big Ten Conference first-team choice by the league's coaches and media as a junior ... started all 13 games at left defensive tackle for Michigan's #1 rush defense, allowing only 43.3 yards-per-game ... the team also ranked 10th nationally allowing 268.3 yards-per-game in total offense ... recorded 25 tackles (17 solos) with two sacks for minus 16 yards, six stops for losses of 23 yards and two pressures ... was the recipient of the Richard Katcher Award, given to Michigan's top defensive lineman as a sophomore ... saw action in all 12 games, starting the final 10 ... lined up at nose tackle for 3 games before shifting to left defensive end for his final seven starts ... appeared in 12 games as a reserve defensive end as a freshman.

## Personal:

Full name Alan Keith Branch ... attended Cibola (Rio Rancho, NM) High School where he was standout two-way lineman and fullback ... named Gatorade Player of the Year in New Mexico, earning all-State and all-District accolades as a junior and senior ... picked up team MVP honors both of those seasons ... recorded over 200 tackles with 15 stops behind the line of scrimmage, including six sacks, forced four fumbles with two recoveries and one interception in his career ... also returned five punts for touchdowns ... in addition to football, he lettered three times in basketball, picking up all-District first-team and all-State second-team honors as a junior.

## BRANCH CAREER STATS

Year	Team	GP/GS	Tackles			Sacks		Interceptions					FR	FF	STL
			Solo	Asst.	Ttl	Sk	Yds	Int.	Yds	Lg	TD	PD			
2007	Ariz	11/0	8	2	10	0.0	0	0	0	0	0	1	0	0	0
<b>Total</b>		<b>11/0</b>	<b>8</b>	<b>2</b>	<b>10</b>	<b>0.0</b>	<b>0</b>	<b>0</b>	<b>0</b>	<b>0</b>	<b>0</b>	<b>1</b>	<b>0</b>	<b>0</b>	<b>0</b>



# STEVE BREASTON

**HOW ACQUIRED:** D5/07 (142<sup>nd</sup>)

**YEARS NFL/CARDINALS:** 2/2

**COLLEGE:** Michigan

**DOB:** August 20, 1983

**HOMETOWN:** North Braddock, PA

# 15

**WIDE RECEIVER / 6-0 / 189**

## NOTE CARDS

- With his 73-yard punt return for a touchdown vs. Pit (9/30), became the first Cardinals rookie with a punt return for a TD since Vai Sikahema in 1986.
- Appeared in all 16 games in his rookie season, collecting 1,786 combined return yards, the fourth-highest total in franchise history.
- Holds Big Ten career records for punt returns (127) and yards (1,599) while at Michigan.

## Pro Career:

Drafted in the fifth round (142<sup>nd</sup> overall) of the 2007 NFL Draft, Breaston appeared in all 16 games in his rookie year, returning kickoffs and punts while also appearing at wide receiver. Breaston's 73-yard punt return for a touchdown against the Steelers in week four was the first punt return for a touchdown for the Cardinals since 1993, earning him NFC Special Teams Player of the Week honors.

**2007:** Played in all 16 games as the primary kick and punt returner recording 1,786 combined return yards, the fourth highest amount in a season in franchise history ... totaled four punt returns for a career-high 101 yards



while registering first career touchdown on a 73-yard punt return vs. Pit (9/30); became the first Cardinals rookie with a punt return touchdown since Vai Sikahema in 1986, and it was the longest since a 76-yard touchdown by Sikahema in 1987 while also marking the first punt return for a touchdown for the Cardinals since they played @ Was on 9/12/93 when Johnny Bailey returned a Reggie Roby punt 58 yards; earned NFC Special Teams Player of the Week becoming only the fourth Cardinal rookie to earn a Player of the Week award ... registered first career carry for 10 yards while returning five kickoffs for a 24.6-yard average vs. Car (10/14); returned at least one kick off for 33 yards or more in three out of the last four games ... registered second longest punt return of the season (46 yards) that set up a touchdown and his second longest kickoff return (52) vs. Det (11/11) ... hauled in first two career receptions for 24 yards and opened fourth quarter with career long 59-yard kickoff return to set up a Neil Rackers field goal that made it 24-18 with 12:10 left vs. Cle (12/2) ... set career-high with four receptions for 52 yards @ Sea (12/9) ... saved a touchdown on a Falcon fake punt with his first career tackle vs. Atl (12/23).

## College:

Left school as the Big Ten's all-time leader in punt returns (127) and punt return yards (1,599), Breaston appeared in 48 games for the

*(Steve Breaston continued on page 78)*



*(Steve Breaston continued from page 77)*

Wolverines with 25 starts ... a multi-purpose threat, he scored on kickoff returns (1), punt returns (4), as a receiver (10) and running the ball (2), while amassing 5,609 all-purpose yards during his career ... was an all-Big Ten Conference first-team selection as an all-purpose back by The NFL Draft Report after ranking third in the conference in punt returns and third in kickoff returns as a senior ... started 12 of 13 games at split end and led the team with a career-high 58 receptions for 670 yards and two touchdowns ... as a junior, was the recipient of the U-M Athletic Academic Achievement Award and became the first player in U-M history to gain 1,000 return yards (1,002) in a season and finished third on the team with 26 receptions for 291 yards and two touchdowns, adding 101 yards on 10 carries (10.1 avg) ... as a sophomore, played in 11 games, finishing third on the team with 34 receptions for 291 yards (8.6 avg.) and three touchdowns ... gained 292 yards with one touchdown on 24 punt returns,

ranking third in the Big Ten Conference with a 12.3-yard average ... added 689 yards on 28 kickoff returns (24.6 avg.), both good for school season-records, giving him 1,348 all-purpose yards on the season, an average of 122.5 yards-per-game ... earned Big Ten Conference co-Freshman of the Year honors from the league's coaches, Scripps/Football Writers Association of America Freshman All-American selection as a receiver, Sports Illustrated All-American honorable mention as a return specialist and was a member of the College Football News' Freshman All-American second-team ... saw action in 13 games, and ranked third in the Big Ten with 13.8 yards-per-punt return as he set Michigan season records in punt returns (45) and yards (619) ... scored two touchdowns on punt returns, ranked second on the team in receiving touchdowns (three), third in receiving yards (444) and fourth in receptions (38), averaging 11.7 yards-per-catch ... amassed 1,319 all-purpose yards, an average of 101.4 yards-per-game.

## RETURNING A LONG WAY

Fifth-round pick Steve Breaston proved a major spark for the Cardinals in the kick and punt return games as a rookie in 2007.

With his 395 punt return yards, he finished seventh all-time on the Cardinals single-season punt return list. Breaston's 395 punt return yards were the most for a returner since Arnold Jackson recorded 461 yards in 2001.

### Single Season Punt Return Yardage

Yards	Player(Year)
550	Vai Sikahema (1987)
522	Vai Sikahema (1986)
462	Kevin Williams (1997)
461	Arnold Jackson (2001)
445	Stump Mitchell (1981)
433	Vai Sikahema (1989)
395	<b>STEVE BREASTON (2007)</b>

Breaston's 73-yard punt return for a touchdown against the Steelers in week four was the first for the Cardinals since 9/12/93 at Washington when Johnny Bailey returned a Reggie Roby punt 58 yards. He became the first Cardinals rookie with a punt return touchdown since Vai Sikahema in 1986 and his 73-yarder was the longest since a 76-yard touchdown by Sikahema in 1987.

Combine Breaston's punt return yards with his 1,391 kickoff return yards and his 1,786 combined return yards marked the fourth-highest total in team history.

Year	Player	KO Yds	Punt Yds	Total
2000	MarTay Jenkins	2,186	1	2,187
1997	Kevin Williams	1,458	462	1,920
2005	Reggie Swinton	1,456	336	1,792
2007	<b>STEVE BREASTON</b>	<b>1,391</b>	<b>395</b>	<b>1,786</b>
1981	Stump Mitchell	1,292	445	1,737

**Personal:**

Full name Steven William Breaston ... attended Woodland Hills (North Braddock, PA) High School where he lettered three times in football, leading the team to a 14-1 record and to a berth in the Pennsylvania 4-A state championship game ... helped Woodland Hills win the WPIAL Class AAAA title, gaining 219 yards on 15 carries during a 41-6 victory ... named the Gatorade Pennsylvania Player of the Year in 2001 ... selected as Pittsburgh Post-Gazette's co-Player of the Year (with quarterback Tyler

Palko) ... gained 2,545 career rushing yards and 37 touchdowns as a quarterback ... as a senior, he rushed 151 times for 1,718 yards (11.4 avg.) and 24 touchdowns, completed 33-of-79 passes for 600 yards and was involved in 34 scores overall, including 10 touchdown runs of more than 50 yards ... returned two punts for touchdowns in his senior season and accounted for more than 5,000 all-purpose yards during his last two seasons ... lettered twice in basketball and track, winning the district title in the 300-meter hurdles as a junior.

**BREASTON CAREER STATS**

Date	Opp	GP/GS	Receiving					TD
			No	Yds	Avg	Lg		
Sept. 10	@ SF	1/0	0	0	0.0	0	0	
Sept. 16	SEA	1/0	0	0	0.0	0	0	
Sept. 23	@ Bal	1/0	0	0	0.0	0	0	
Sept. 30	PIT	1/0	0	0	0.0	0	0	
Oct. 7	@ StL	1/0	0	0	0.0	0	0	
Oct. 14	CAR	1/0	0	0	0.0	0	0	
Oct. 21	@ Was	1/0	0	0	0.0	0	0	
Nov. 4	@ TB	1/0	0	0	0.0	0	0	
Nov. 11	DET	1/0	0	0	0.0	0	0	
Nov. 18	@ Cin	1/0	0	0	0.0	0	0	
Nov. 25	SF	1/0	0	0	0.0	0	0	
Dec. 2	CLE	1/0	2	24	12.0	19	0	
Dec. 9	@ Sea	1/0	4	52	13.0	22	0	
Dec. 16	@ NO	1/0	2	16	8.0	13	0	
Dec. 23	ATL	1/0	0	0	0.0	0	0	
Dec. 30	STL	1/0	0	0	0.0	0	0	
<b>Total</b>		<b>16/0</b>	<b>8</b>	<b>92</b>	<b>11.5</b>	<b>22</b>	<b>0</b>	

**Additional Statistics:**

**Rushing:** 1-10 vs. Car (10/14/07) ... 1- (-2) @ NO (12/16/07) ... **Special teams tackles:** 1 vs. Atlanta (12/23).

Date	Opp	Att	Yds	Punt Returns				Kickoff Returns				
				Avg	Lg	FC	TD	No.	Yds.	Avg.	Lg.	TD
Sept. 10	@ SF	3	1	0.3	4	0	0	3	63	21.0	23	0
Sept. 16	SEA	2	33	16.5	17	1	0	1	19	19.0	19	0
Sept. 23	@ Bal	1	13	13.0	13	1	0	1	33	33.0	33	0
Sept. 30	PIT	4	101	25.3	73t	0	1	2	55	27.5	29	0
Oct. 7	@ StL	4	37	9.3	15	0	0	2	55	27.5	36	0
Oct. 14	CAR	4	21	5.3	10	0	0	5	123	24.6	33	0
Oct. 21	@ Was	2	17	8.5	11	1	0	4	57	14.3	18	0
Nov. 4	@ TB	4	28	7.0	11	0	0	4	81	20.3	23	0
Nov. 11	DET	4	69	17.3	46	0	0	2	69	34.5	52	0
Nov. 18	@ Cin	0	0	0.0	0	0	0	6	122	20.3	33	0
Nov. 25	SF	4	28	7.0	19	1	0	7	153	21.9	37	0
Dec. 2	CLE	2	15	7.5	14	0	0	4	117	29.3	59	0
Dec. 9	@ Sea	3	-1	-0.3	5	0	0	6	153	25.5	33	0
Dec. 16	@ NO	2	26	13.0	29	0	0	4	92	23.0	28	0
Dec. 23	ATL	1	0	0.0	0	2	0	6	122	20.3	28	0
Dec. 30	STL	2	7	3.5	7	0	0	5	77	15.4	30	0
<b>Total</b>		<b>42</b>	<b>395</b>	<b>9.4</b>	<b>73t</b>	<b>6</b>	<b>1</b>	<b>62</b>	<b>1,391</b>	<b>22.4</b>	<b>59</b>	<b>0</b>



# ELTON BROWN

**HOW ACQUIRED:** D4/05 (111th)**YEARS NFL/CARDINALS:** 4/4**COLLEGE:** Virginia**DOB:** May 22, 1982**HOMETOWN:** Hampton, VA**61****GUARD/TACKLE / 6-5 / 332**

## Pro Career:

Drafted by the Cardinals in the fourth round of the 2005 NFL Draft (111th overall), Brown started nine games at right guard while battling a knee injury in his rookie year. On the 53-man roster, but inactive for every game in 2006 before starting five of the nine games he appeared in as a reserve guard and tackle in 2007. Signed a one-year qualifying offer on 3/26/08.

**2007:** Played in nine games, starting five, at right tackle ... saw action on special teams and filled in at right tackle for an injured Levi Brown for the final three quarters @ Bal (9/23) ... made first start of the season at right tackle for the injured Brown vs. Pit (9/30) ... started at right tackle but was forced to leave the game with a knee injury late in the second quarter @ StL (10/7) ... made fifth consecutive start at right tackle but was forced out with a knee injury in the fourth quarter @ TB (11/4) ... inactive for the next six games ... stepped in for the injured Deuce Lutui (knee) in the second quarter and helped the team not allow a sack as well as score at least 30 points vs. Atl (12/23) for the fifth time this season (most since 1984, 7).

**2006:** Inactive for all 16 games.

**2005:** Made his first NFL start in the season opener @ NYG (9/11) at right guard ... one of six 2005 draft picks to start in their first year (Rolle, Arrington, Brown, Green, Blackstock, McCoy) ... started the first seven games of the season at right guard ... started @ Dal (10/30) and missed one snap after bruising his knee ... deactivated due to a knee injury for seven games from 11/16 to 12/18 ... returned to start at right guard in the final two games of the season.

## College:

Twice (2003-04) the recipient of the Jacobs Blocking Trophy as the top blocker in the Atlantic

Coast Conference ... in his final season at Virginia, captured All-American honors, in addition to elevating his All-ACC rankings to first-team status ... named first-team All-American selection by The NFL Draft Report, American Football Coaches Association and the Walter Camp Football Foundation as a senior ... first team All-ACC choice and semifinalist for the Lombardi Award as a senior ... the team captain, he led the squad in knock-down blocks and had at least five in every game but one ... did not allow a sack and totaled 76 knockdowns ... started 11 games at right guard as a junior and helped Virginia lead the ACC with the fewest sacks allowed (12), the fewest sacks given up by a UVA team since 1987 (nine) ... named honorable mention All-ACC as a sophomore after starting all 12 games he played ... played in 10 games with four starts as a freshman ... moved into the starting lineup at right guard for the Wake Forest game and remained there the rest of the season.

## Personal:

Full name Elton Gillett Brown ... attended Hampton (VA) High School where he played both offensive and defensive tackle as a senior ... earned All-District, All-Region, and All-Daily Press honors in 2000, as he led Hampton to a 10-2 record and a second-place finish in the Class 3A, Eastern Region, Peninsula District ... also competed on the basketball and baseball teams at Hampton ... played at Heritage High School in Newport News as a junior, where he registered nine tackles for loss, including two sacks, and recorded two interceptions that season ... earned All-League, All-Area and All-Tidewater honors in 1999 for his play at defensive tackle and was twice named All-Peninsula at Newport News ... Anthropology major ... has a brother, Scorpio, who played linebacker at Hampton University.

## BROWN CAREER STATS

Year	Team	GP/GS
2005	Ariz	9/9
2006	Ariz	0/0
2007	Ariz	9/5
<b>Total</b>		<b>18/14</b>



# LEVI BROWN

**HOW ACQUIRED:** D1/07 (5th)  
**YEARS NFL/CARDINALS:** 2/2  
**COLLEGE:** Penn State  
**DOB:** March 16, 1984  
**HOMETOWN:** Norfolk, VA

# 75

**TACKLE / 6-5 / 322**

## NOTE CARDS

- Selected by the Cardinals with the fifth overall pick in the 2007 NFL Draft.
- Started 11 of the 13 games in which he appeared in 2007 at right tackle, missing three games due to ankle injury suffered in week three.
- Part of an offensive line that did not allow a sack in five games in 2007 in which the Cardinals went 4-1.
- Started in each of the 45 games in which he appeared for the Nittany Lions.
- Earned his degree in Labor and Industrial Relations in 3 1/2 years, graduating in December 2005; earned second degree in Psychology in December 2006.

## Pro Career:

The Cardinals first pick in the 2007 NFL Draft (5th overall), Brown was the regular starter at right tackle and finished his inaugural NFL campaign having started 11 of the 13 games he appeared in, missing three games due to an ankle injury. Started the final eight games of the season.

**2007:** Started 11 of 13 games played at right tackle missing three contests due to an ankle injury suffered in week three ... started first NFL game in season opener @ SF (9/10) and helped Arizona rack up 161 rushing yards on 38 carries ... helped Edgerrin James to 128 yards on 24 carries as

well as not allowing a sack in the home opener vs. Sea (9/16) ... suffered an ankle injury midway through the second quarter and did not return @ Bal (9/23) ... inactive (ankle) for the next three games ... stepped in at left tackle when Mike Gandy left with a calf injury in the third quarter @ Was (10/21) ... saw action at right tackle in the fourth quarter when starter Elton Brown went out with a knee injury @ TB (11/4) ... made first start since week three vs. Det (11/11) and helped lead the longest touchdown drive of the season (15 plays, 90 yards) ... started vs. SF (11/25) and helped the offense rack up 552 total yards, the most by a Cardinals offense since 1949 (Chicago Cardinals, 572 yards, 11/13) ...

started vs. Cle (12/2) and helped not allow a sack for the third time this season (only happened once in 2006) while helping Edgerrin James to his second 100+ yard rushing performance of the year ... helped Edgerrin James eclipse 1,000-yards on the season @ NO (12/16) becoming only the second Cardinal running back to record back-to-back 1,000-yard rushing seasons (Otis Anderson 1983 and 1984) ... helped team score at least 30 points vs. Atl (12/23) for the fifth time this season (most since 1984, 7) ... started vs. StL (12/30) and assisted in helping offense score the most points in a game since 10/23/1977 (49-31 vs. NO); part of line that did not allow a sack for the final two games and a total of five times in 2007 in which the Cardinals went 4-1.



*(Levi Brown continued on page 82)*



(Levi Brown continued from page 81)

### College:

Originally recruited at Penn State as a defensive lineman, he went on to become a two-time All-American and one of the most dominant offensive linemen in the country after converting to offensive tackle during his freshman season ... started 11 games at left tackle, sitting out the Northwestern and Minnesota contests after he injured his knee ... as a junior, was instrumental in helping Penn State lead the Big Ten in scoring (35.2 ppg) and rank second in rushing (233.1 ypg) ... started all 12 games at left tackle, participating in a career-high 869 plays ... allowed only one quarterback sack and was penalized just twice ... started nine games at left tackle and the Iowa game at right tackle as a sophomore, helping pave the way for 300 yards or more of offense in five games and a two-year high of 352 yards rushing in the season-opener with Akron ... as a freshman, was listed as a starting defensive tackle in spring drills, but the coaching staff shifted him to the offensive line in fall camp ... helped the Nittany Lions gain more than 400

yards four times and rush for more than 225 yards on three occasions ... was on the field for 841 snaps, the most of any offensive player ... redshirted as a freshman, competing on the scout team as a defensive tackle.

### Personal:

Full name Levi James Brown III ... attended Granby (Norfolk, VA) High School where he was a standout two-way lineman ... selected first-team All-Tidewater and second-team All-State on both offense and defense by the Virginia High School Coaches Association ... played in the U.S. Army All-American game ... during his junior season, he recorded 102 of his 189 career tackles ... helped lead his team to an 8-2 mark as a senior by recording six sacks, four caused fumbles and 22 stops for losses ... earned his degree in Labor and Industrial Relations in 3 1/2 years, graduating in December 2005 ... earned his second degree, in Psychology in December 2006, becoming one of six members of the 2006 Penn State football squad that graduated by May, 2006.

## BROWN CAREER STATS

Year	Team	GP/GS
2007	Ariz	13/11
<b>Total</b>		<b>13/11</b>

## DE BERTRAND BERRY WINS ED BLOCK COURAGE AWARD

Defensive end Bertrand Berry was named the 2007 recipient of the Ed Block Courage Award, given to the player from each NFL team who best exemplifies the principles of sportsmanship and courage in the face of adversity.

In his fourth season with the Cardinals in 2007, Berry returned to the playing field after tearing his right triceps muscle in the 10th game of the 2006 season. His hard work and dedication in the offseason to return from the injury resulted in him starting the first nine games of this season at defensive end until he tore his left triceps muscle this past November.

He is also one of the most active and charitable players in the community, volunteering his time for youths around the Valley and having an active role in Arizona through his "Bertrand Berry" foundation.

The Ed Block Courage Award is given out each year in a vote by teammates to one player on each of the 32 NFL teams.

Recipients from all 32 NFL teams received the honor at the 30th Annual Ed Block Courage Awards on March 11, 2008 in Baltimore, MD. All proceeds from the event in March benefited the Foundation's Courage House National Support Network.

The award is named after Ed Block, the former head athletic trainer of the Baltimore Colts. For 23 years, Block was a pioneer in his profession and a respected humanitarian whose most passionate cause was helping children of abuse.





## RALPH BROWN II

**HOW ACQUIRED:** UFA-07 (Browns)

**YEARS NFL/CARDINALS:** 9/2

**COLLEGE:** Nebraska

**DOB:** September 16, 1978

**HOMETOWN:** LaPuenta, CA

# 20

**CORNERBACK / 5-10 / 185**

### Pro Career:

Originally drafted by the N.Y. Giants in the fifth round (140<sup>th</sup> overall) of the 2000 NFL Draft, Brown played his first four seasons in New York before signing with Washington as a free agent on 3/22/04. Waived by Washington on 8/31/04 and signed by Minnesota as a free agent on 9/14/04. Signed by Cleveland as a free agent on 8/6/06, appearing in all 16 games with four starts for the Browns. Signed by the Cardinals on 4/13/07 and appeared in all 16 games for the third consecutive season, registering his first interception since 2003. Re-signed with the Cardinals on 4/2/08 to a one-year contract.

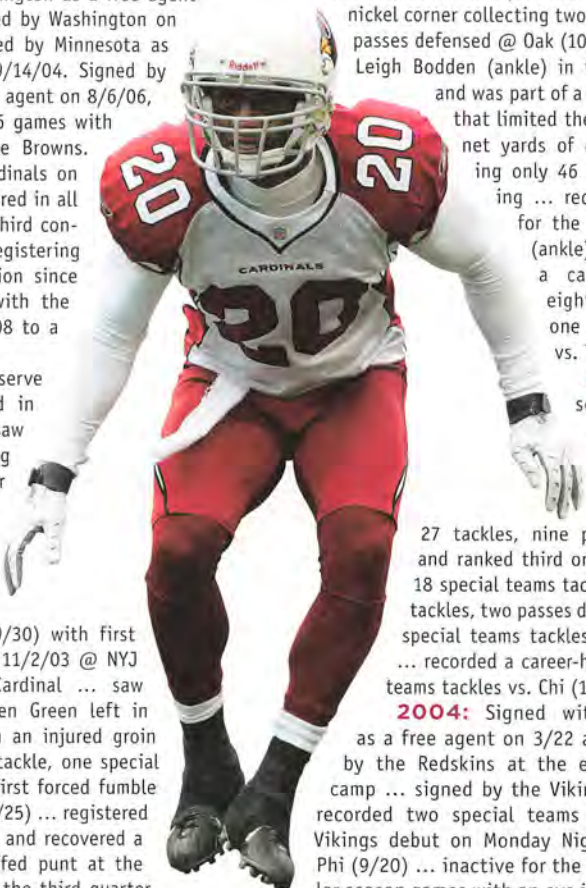
**2007:** As a reserve cornerback, played in all 16 games and saw increased playing time after starter Eric Green went down with a season-ending groin injury in week 12 ... helped seal the win vs. Pit (9/30) with first interception since 11/2/03 @ NYJ and first as a Cardinal ... saw increased role when Green left in the first half with an injured groin and recorded one tackle, one special teams tackle and first forced fumble of career vs. SF (11/25) ... registered one tackle for loss and recovered a Joshua Cribbs muffed punt at the AZ 14-yard line in the third quarter that led to a touchdown to put the Cards up 21-10 vs. Cle (12/2) ... registered forced fumble that was recovered by Calvin Pace in the fourth quarter @ NO (12/16) ... recorded third career forced fumble (all in 2007) vs. StL (12/30).

**2006:** Totaled 37 tackles and finished tied for third on the Browns with nine passes defended ... made his Cleveland debut vs. NO (9/10), playing corner in the nickel defensive package collecting two tackles and one pass defended ... was the nickel corner collecting two tackles and two passes defended @ Oak (10/1); replaced CB Leigh Bodden (ankle) in the second half and was part of a defensive effort that limited the Raiders to 240 net yards of offense, including only 46 net yards passing ... received the start for the injured Bodden (ankle) and matched a career-high with eight tackles and one pass defended vs. TB (12/24).

**2005:** In his second season with Minnesota appeared in all 16 games and finished with 27 tackles, nine passes defended and ranked third on the team with 18 special teams tackles ... had two tackles, two passes defended and two special teams tackles vs. Det (11/6) ... recorded a career-high four special teams tackles vs. Chi (1/1).

**2004:** Signed with Washington as a free agent on 3/22 and was waived by the Redskins at the end of training camp ... signed by the Vikings on 9/14 ... recorded two special teams tackles in his Vikings debut on Monday Night Football @ Phi (9/20) ... inactive for the final four regular season games with an eye injury ... played in dime packages in the NFC Wild Card Game @ GB (1/9) and collected his first career playoff interception ... saw time as the nickel back in the NFC Divisional Playoff Game @ Phi (1/16).

*(Ralph Brown II continued on page 84)*



*(Ralph Brown II continued from page 83)*

**2003:** Played in 11 games for the Giants with seven starts and finished with 41 tackles, one sack and two interceptions ... notched eight tackles and one pass defensed in season opener vs. STL (9/8) ... intercepted a Quincy Carter pass @ Dal (9/15) and returned it 29 yards for a TD while also adding four tackles ... registered his first career sack vs. Was (9/21), throwing Patrick Ramsey for a seven-yard loss ... collected eight tackles @ NYJ (11/2) and also intercepted a Chad Pennington pass ... started @ NO (12/14) but left the game with a shoulder injury and was placed on injured reserve.

**2002:** In his third year with the Giants played in all 16 regular season games for the first time in his career, including two starts ... made his first career start @ STL (9/15) ... started at left corner @ Was (12/8) and recorded his first career interception off Danny Wuerffel, returning it 19 yards.

**2001:** Played in eight games for the Giants and finished the year with two tackles as a reserve defensive back ... also added five special teams tackles.

**2000:** In his rookie season, played in two games on special teams with the Giants ... made his NFL debut at Phi (9/10) ... played @ Chi (9/17) but left the game due to a kidney laceration and was placed on injured reserve.

### College:

Started 51 straight games for Nebraska and finished his career with 143 tackles, 88 solo

and finished third on the Cornhuskers' career interception list with 11 and first with 253 interception return yards ... set a school record with 50 passes defensed and was a consensus All-American first team choice in 1999 ... semifinalist for the Jim Thorpe Award, given to the top defensive back in college football ... all-Big 12 Conference first-team honorees in 1997, 1998 and 1999 ... named All-American third-team pick by the Associated Press and Football News in 1998 ... member of the Big 12 Commissioner's Academic Honor Roll in 1997.

### Personal:

Full name Ralph Davis Brown II ... a consensus All-American as named by Parade, SuperPrep, Blue Chip and The National Recruiting Advisor at Bishop Amat (CA) High School where he played both running back and cornerback ... named to The USA Today second team All-America squad ... finished seventh in the state in rushing with 2,246 yards on 311 carries and scored the game winning TD in the Lancers' Division I championship win over Los Angeles Loyola in 1995 ... earned CIF Southern Section Player of the Year and MVP and the Los Angeles Times Back of the Year honors, scoring 29 times, including a school record six TDs in a game ... also lettered three times in track ... majored in communications at Nebraska ... owns and designs a clothing line, Bralay, which appears in boutiques in Los Angeles and Lincoln, NE.

## BROWN CAREER STATS

Year	Team	GP/GS	Tackles			Sacks		Interceptions					FR	FF	STT	
			Solo	Asst.	Ttl	Sk	Yds	Int.	Yds	Lg	TD	PD				
2000	NYG	2/0	0	0	0	0.0	0	0	0	0	0	0	0	0	0	0
2001	NYG	8/0	2	0	2	0.0	0	0	0	0	0	0	0	0	0	5
2002	NYG	16/2	19	6	25	0.0	0	1	19	19	0	3	1	0	0	8
2003	NYG	11/7	28	13	41	1.0	7	2	51	29	1	8	0	0	0	0
2004	Min	12/0	7	1	8	0.0	0	0	0	0	0	0	0	0	0	0
2005	Min	16/0	26	1	27	0.0	0	0	0	0	0	9	0	0	0	18
2006	Cle	16/4	22	15	37	0.0	0	0	0	0	0	9	0	0	0	0
2007	Ariz	16/0	17	6	23	0.0	0	1	5	5	0	4	0	3	0	8
<b>Total</b>		<b>97/13</b>	<b>121</b>	<b>42</b>	<b>163</b>	<b>1.0</b>	<b>7</b>	<b>4</b>	<b>75</b>	<b>29</b>	<b>1</b>	<b>33</b>	<b>1</b>	<b>3</b>	<b>39</b>	

### Single Game Highs:

**Tackles:** 8, twice, last vs. Tampa Bay 12/24/06; **Sacks:** 1, vs. Washington, 9/21/03; **Interceptions:** 1, four times, last vs. Pittsburgh, 9/30/07; **Forced Fumbles:** 1, three times, last vs. STL 12/30/07; **TDs:** Interception Return: 1, 29 yards, vs. Dallas, 9/15/03.

## BROWN POSTSEASON STATS

Year	Team	GP/GS	Tackles			Sacks		Interceptions					FR	FF	STT	
			Solo	Asst.	Ttl	Sk	Yds	Int.	Yds	Lg	TD	PD				
2004	Min	2/0	7	1	8	0.0	0.0	1	27	27	0	0	0	0	0	0
<b>Total</b>		<b>2/0</b>	<b>7</b>	<b>1</b>	<b>8</b>	<b>0.0</b>	<b>0.0</b>	<b>1</b>	<b>27</b>	<b>27</b>	<b>0</b>	<b>0</b>	<b>0</b>	<b>0</b>	<b>0</b>	<b>0</b>



# TIM CASTILLE

**HOW ACQUIRED:** UFA  
**YEARS NFL/CARDINALS:** 2/2  
**COLLEGE:** Alabama  
**DOB:** May 29, 1984  
**HOMETOWN:** Birmingham, AL

# 46

**FULLBACK / 5-11 / 242**


## Pro Career:

Originally signed by Arizona as an undrafted rookie free agent on 4/30/07. After making the team, was inactive for all 16 games during the 2007 season.

**2007:** Inactive for all 16 games in his rookie season.

## College:

The short yardage specialist for the Crimson Tide, Castille played in 43 games with 155 carries for 524 yards and 20 touchdowns to go along with 59 receptions for 363 yards ... finished third on the team with 120 rushing yards on 40 carries with a team-leading five rushing touchdowns as a senior ... also hauled in 14 receptions for 74 yards ... as a junior, Castille led the team with seven rushing touchdowns while playing in 11 games and rushing 45 times for 124 yards with 10 receptions for 56 yards ... closed his second season with 62 carries for 237 yards and six touchdowns while also totaling 14 receptions for 104 yards



... as a freshman in 2003, became just the eighth true freshman to start in a season opener since freshmen became eligible in 1973 ... saw action in 12 of 13 games and had starts in 10 games ... was the Tide's fourth-leading rusher (33 yards and two TDs) and fifth-leading receiver (129 yards).

## Personal:

Full name Timothy Nehemiah Castille ... was No. 2 on The Birmingham News' Super Seniors list at Briarwood (AL) High School ... as an eighth-grader playing wide receiver, caught 65 passes for 1,194 yards and 11 touchdowns as Briarwood went undefeated and won the state title ... as a junior, he had 913 yards and 22 touchdowns on 130 carries and also caught 55 passes for 825 yards and 12 touchdowns while playing with a strained knee most of the season ... in his senior season had 875 yards on 158 carries and nine touchdowns ... his brother, Simeon, is a rookie free agent with Cincinnati and his father, Jeremiah, was an All-America defensive back for the Tide.

## CASTILLE CAREER STATS

Year	Team	GP/GS	Rushing						Receiving					
			Att	Yds	Avg	Lg	TD	No	Yds	Avg	Lg	TD	STT	
2007	Ariz	0/0	0	0	0.0	0	0	0	0	0.0	0	0	0	
<b>Total</b>		<b>0/0</b>	<b>0</b>	<b>0</b>	<b>0.0</b>	<b>0</b>	<b>0</b>	<b>0</b>	<b>0</b>	<b>0.0</b>	<b>0</b>	<b>0</b>	<b>0</b>	



## EDUARDO CASTANEDA

**HOW ACQUIRED:** NFL International Allocation

**YEARS NFL/CARDINALS:** 1/1

**COLLEGE:** Monterrey Tech (Mexico)

**DOB:** January 19, 1983

**HOMETOWN:** Acuna Coahuila, Mexico

# 43

**LINEBACKER / 6-3 / 253**

### Pro Career:

Spent the 2007 season on the Houston Texans practice squad after returning from NFL Europa where he played for the Rhein Fire. Allocated to the Cardinals as part of the NFL's International Practice Squad program for the 2008 season on June 16, 2008.

**2007:** Spent rookie season on the Texans practice squad after spending the spring with the Rhein Fire in NFL Europa ... appeared in seven games for the Fire and collected seven tackles on defense and three stops on special teams ... played all three linebacker positions for the Fire.

### College:

Heavily recruited to Monterrey Tech ... played for the Borregos and competed in the Mexican championship game three years in a row (2004-06) ... during his college career, collected 174 tackles, 14 sacks, and four inter-

ceptions ... appeared on special teams during his freshman season in 2003 and was named a starter at strongside linebacker during his sophomore season ... started the next three years (2004-06) as he also served as team captain ... as a freshman, played with former Cardinals guard Rolando Cantu, the first Mexican non-kicker to appear in an NFL game, and now the team's Manager of International Business Ventures ... played for the Mexican National team in 2005 and 2006 and appeared in an exhibition game vs. Division III all-star team from the United States.

### Personal:

Started playing football at the age of 10 for Club Vaqueros in his hometown of Acuna Coahuila ... hobbies include bowling and going to the movies ... one of two players from Acuna Coahuila to play for Monterrey Tech.

## NFL INTERNATIONAL PRACTICE SQUAD PROGRAM

The Cardinals, along with teams from the NFC West, NFC South, AFC North and AFC West have been selected to participate in the fifth-year of the NFL's International Practice Squad Program featuring 16 of the best international players from around the world.

This past June, Mexican linebacker Eduardo Castaneda was selected to join the Cardinals practice squad for the 2008 season.

This is the second time the Cardinals have participated in the International Practice Squad Program after having Mexican guard Rolando Cantu in 2004.

Cantu graduated from the program after that season and was elevated to the active roster in 2005 where he appeared in the team's season finale at Indianapolis, becoming the first Mexican born non-kicker to appear in a NFL regular season game. He is now retired from football and serves as the team's manager of international business ventures.

"The practice squad program was an excellent experience for me," said Cantu. "The exposure to the NFL environment and having an entire year with a team really pushes you to perform at a high level."

More than 100 players competed at NFL International Player Development camps held in Europe and Asia over the past 12 months for the right to be selected for the program.

This year's class brings the total number of participants to 38 since the program's inception in 2004.



# OLIVER CELESTIN

**HOW ACQUIRED:** FA-07  
**YEARS NFL/CARDINALS:** 5/2  
**COLLEGE:** Texas Southern  
**DOB:** February 25, 1981  
**HOMETOWN:** New Orleans, LA

# 35

**SAFETY / 6-0 / 207**

## Pro Career:

Originally signed by Cleveland as an undrafted rookie free agent on 5/23/03, was released by the Browns on 8/26/03. Signed by the Vikings on 6/17/04 and released on 9/14/04. After being signed to the Vikings practice squad on 9/22/04, signed to the Jets active roster on 11/9/04. Allocated to the Berlin Thunder of NFL Europe where he collected 35 tackles for the 2004 World Bowl champion. Appeared in 20 games for the Jets between 2004-05 before signing as a free agent with Seattle on 4/12/06. Signed a one-year contract with the Cardinals on 8/1/07 and appeared in 15 games, with four starts. Re-signed to a one-year contract with the Cardinals on 4/9/08.

**2007:** Appeared in a career-high 15 games and made four straight starts due to injuries to starting safety Adrian Wilson and reserve Aaron Francisco ... filled in for an injured Wilson in the second half and recorded one tackle and one quarterback hit vs. Det (11/11); helped hold Lions to minus-18 rushing yards, which is the lowest total in the modern era ... made first career start in place of injured Wilson (heel) @ Cin (11/18) ... recorded career-high 10 tackles vs. SF (11/25).

**2006:** Appeared in 13 games for the Seahawks, collecting three tackles and six special teams tackles while also appearing in both of Seattle's postseason contests ... collected three tackles and one special teams tackle @ Chi (10/1) ... recovered a fumble vs. SF (12/14) ... collected one special teams tackle in each of the two playoff contests: vs. Dal (1/6/07) and @ Chi (1/14/07).

**2005:** Collected 26 tackles, seven special teams tackles and one pass defended while appearing in 12

games for the Jets ... recorded a career-high five tackles @ Den (11/20) ... finished with two tackles and one special teams tackle vs. NO (11/27) ... recorded four tackles and one special teams tackle vs. Oak (12/11).

**2004:** Appeared in eight games and recorded five tackles and nine special teams tackles for the Jets ... collected one tackle @ Cle (11/21) ... had two special teams tackles vs. Hou (12/05) ... recorded one fumble recovery and two special teams tackles @ Pit (12/12) ... tallied four tackles @ StL (1/2).



## College:

Appeared in 40 career games for Texas Southern, finishing with 229 career tackles and 11 interceptions ... wrapped up his college career by totaling 82 tackles and six interceptions and an All-SWAC first-team nod as a senior ... was twice named the SWAC Defensive Player-of-the-Week ... established a school record with a 100-yard interception return vs. Grambling.

## Personal:

Full name Oliver Celestin Jr. ... attended St. Augustine (LA) High School where he competed in both football and track ... finished fifth in the state in the 110-meter hurdles and also ran the 4x100 and 4x200 relay races ... started playing football as a kid with his best friend Cortez Hankton and they continued playing together in high school, attended college together at Texas Southern and both made it to the NFL (Hankton with Jacksonville and Celestin with Cleveland) ... is currently studying for the LSAT in preparation for law school ... along with Hankton, spends time in the offseason throwing hip-hop and comedy concerts, having produced shows in their home state of Louisiana and most recently in Chattanooga, TN.

*(Oliver Celestin continued on page 88)*

*(Oliver Celestin continued from page 87)***CELESTIN CAREER STATS**

Year	Team	GP/GS	Tackles			Sacks		Interceptions						FR	FF	STT
			Solo	Asst.	Ttl	Sk	Yds	Int.	Yds	Lg	TD	PD				
2004	NYJ	8/0	5	0	5	0.0	0	0	0	0	0	0	0	1	0	9
2005	NYJ	12/0	18	11	29	0.0	0	0	0	0	0	1	0	0	7	
2006	Sea	13/0	3	0	3	0.0	0	0	0	0	0	0	1	0	6	
2007	Ariz	15/4	9	13	22	0.0	0	0	0	0	0	2	0	0	2	
<b>Total</b>		<b>48/4</b>	<b>35</b>	<b>24</b>	<b>59</b>	<b>0.0</b>	<b>0</b>	<b>0</b>	<b>0</b>	<b>0</b>	<b>0</b>	<b>3</b>	<b>2</b>	<b>0</b>	<b>24</b>	

**Single Game Highs:**

**Total Tackles:** 10, vs. San Francisco, 11/25/07; **Solo Tackles:** 4, vs. San Francisco, 11/25/07; **Fumble Recovery:** 1, twice, last vs. San Francisco, 12/14/06.

**CELESTIN POSTSEASON STATS**

Year	Team	GP/GS	Tackles			Sacks		Interceptions						FR	FF	STT
			Solo	Asst.	Ttl	Sk	Yds	Int.	Yds	Lg	TD	PD				
2006	Sea	2/0	0	0	0	0.0	0	0	0	0	0	0	0	0	0	2
<b>Total</b>		<b>2/0</b>	<b>0</b>	<b>0</b>	<b>0</b>	<b>0.0</b>	<b>0</b>	<b>0</b>	<b>0</b>	<b>0</b>	<b>0</b>	<b>0</b>	<b>0</b>	<b>0</b>	<b>0</b>	<b>2</b>

**JEMALLE CORNELIUS****HOW ACQUIRED:** FA-07**YEARS NFL/CARDINALS:** 1/1**COLLEGE:** Florida**DOB:** August 10, 1984**HOMETOWN:** Fort Meade, FL**18****WIDE RECEIVER / 5-11 / 185****Pro Career:**

Originally signed with the Buffalo Bills as an undrafted free agent on 5/3/07 and was released on 9/1/07. Signed to the Indianapolis Colts practice squad on 9/20/07 before being released on 11/14/07. Signed to the Cardinals practice squad on 12/4/07 and on 12/31/07 was re-signed to a one-year contract.

**2007:** Initially signed with the Bills as a rookie free agent, also spent time on the Colts practice squad before landing with the Cardinals on 12/4, where he remained on the practice squad to finish the season.

**College:**

As a senior, played in all 14 games, starting 10, with 34 receptions for 523 yards (team-leading 15.4 avg.) and three touchdowns as a member of Florida's national championship team that defeated Ohio State in the title game at University of Phoenix Stadium ... started nine games at wide receiver for the Gators as a junior and appeared in all but one game ... enjoyed a career day against Kentucky, setting personal bests in yardage (138), longest catch (50 yards) and receptions (eight) ... played in all 12 games, including five starts, as a sophomore ... was a member of the punt return

package and saw time on the kickoff return team, while as a receiver, four of his 12 catches went for TDs ... was a redshirt freshman who saw action in all 13 games at receiver and on special teams ... named to the 2003 SEC Freshman Academic Honor Roll.

**Personal:**

Attended Fort Meade (FL) High School and was named to PrepStar's All-America Dream Team in its "athlete" category ... named Florida's Class 1A Player of the Year in 2001 ... quarterbacked Ft. Meade to the state championship game in 2001, throwing for over 2,100 yards with 23 TDs, while rushing for over 500 yards with 13 TDs ... as a junior wide receiver in 2001, caught a school-record 53 passes for 1,004 yards and 13 TDs ... was one of five national finalists for the 2002 Watkins Award, presented annually to the nation's top African-American high school scholar-athlete ... 2005 Disney Leadership SAAC representative and attended the 2006 Knight Commission in Washington, D.C., as Florida's representative for the convention on several items, such as ethics in recruiting and substance abuse among athletes ... majored in Family, Youth and Community Services at Florida.



# KARLOS DANSBY

**HOW ACQUIRED:** D2/04 (33rd)

**YEARS NFL/CARDINALS:** 5/5

**COLLEGE:** Auburn

**DOB:** November 3, 1981

**HOMETOWN:** Birmingham, AL

# 58

**LINEBACKER / 6-4 / 250**

## NOTE CARDS

- Despite missing two starts due to a knee injury in 2007, led the team with a career-high 117 tackles while also collecting three interceptions, tying his previous single-season high (2005).
- Earned NFC Defensive Player of the Week honors for the first time in his career after he collected two interceptions, a pass defended, four tackles, and a forced fumble against Detroit on 11/11/07.
- Established a new career-high with 17 total tackles in the week five contest at St. Louis on 10/7/07.
- Missed the entire 2006 preseason and regular season opener recovering from toe/leg injuries; played in 14 games (10 starts) and finished second on the team with 94 tackles while also establishing a career high with 8.0 sacks.
- His 8.0 sacks in 2006 were the most by a Cardinals LB since Ken Harvey had 9.5 in 1993.
- Recorded 103 tackles in his second season in the NFL in 2005, adding four sacks and three interceptions.
- The Cardinals placed the "non-exclusive" franchise tag on Dansby following the 2007 season, the first time they have used the tag on a player since 2002 (Kwamie Lassiter).

## Pro Career:

The Cardinals second-round draft choice in 2004 (33rd overall), Dansby made an immediate impact on defense as a rookie and has continued to impress as he heads into his fifth season. In 2005, he became the first Cardinal linebacker to record two interception returns for touchdowns in a single season and finished the year with the first 100+ tackle season of his career with 103. He followed that by finishing 2006 with 94 tackles and eight sacks, both good for second on the team, despite missing two games due to injury. Dansby returned

in 2007 and, despite missing two starts due to a knee injury, led the team in tackles with a career-high 117. The Cardinals designated him a "non-exclusive" franchise player on 2/14/08, keeping him with the team through the 2008 season.

**2007:** Started all 14 games he played and led team with 117 tackles, marking second season with 100+ tackles (103 in 2005) ... led the team with 12 total tackles, half a sack and one forced fumble in season opener @ SF (9/10) ... registered one tackle for loss, one quarterback pressure and a career-high tying two sacks, including a fourth quarter, third-down sack of Kyle Boller that forced a punt with 5:40 to play; resulted in an Arizona drive to set up a Neil Rackers 41-yard FG that tied the game with 1:58 left @ Bal (9/23) ... recorded first pass defended of the season vs. Pit (9/30) as well as helped hold Willie Parker, the NFL's leading rusher heading into the game, to just 37 yards on 19 carries ... led Cardinals with career-high 17 total tackles and 13 unassisted tackles including one tackle for loss and recorded 300th career tackle @ StL (10/7) ... in 50th career game, tallied one unassisted tackle before leaving in the first quarter due to a knee injury vs. Car (10/14) ... in first game back from knee injury, turned in an outstanding game with two interceptions, one forced fumble, one pass defended, four tackles, one quarterback pressure and one tackle for loss vs. Det (11/11); named NFC Defensive Player of the Week; marked the second multi-interception outing of career with the first coming against NYG (9/11/05); helped hold Lions to -18 rushing yards, which is the lowest total in the modern era ... registered an interception @ Cin (11/18) to mark the first time in his career he has recorded an interception in consecutive games ... for third time in 2007, led team with 13 tackles and one forced fumble @ Sea (12/9) ... registered his fifth double-digit tackle game of the season and third in last four games with 10 tackles and one forced fumble that would result in Cardinals offensive touchdown @ NO (12/16) as well as eclipsing 100 tackles for second time in career (103 in 2005).

*(Karlos Dansby continued on page 90)*



(Karlos Dansby continued from page 89)

**2006:** After battling numerous injuries which caused him to miss training camp, returned to action @ Sea (9/17) and collected two tackles and one pass defended ... had his best game since returning from his injury, tying Cardinals season highs with nine solo tackles, two sacks of QB Damon Huard and a forced fumble vs. KC (10/8) ... received his first start of the year when he got the nod vs. Chi (10/16), and recorded five tackles ... had a strong game starting at strongside linebacker with two tackles, a sack of QB Andrew Walter and a fumble recovery before leaving the game in the second quarter with a hip flexor @ Oak (10/22) ... inactive (hip) @ GB (10/29) ... returned to action by establishing a career-high with 12 tackles while also adding one pass defended vs. Dal (11/12); eclipsed the 200-career tackle mark ... for the second time in 2006, piled up 10 tackles and added two sacks in a game, this time bringing down Brad Johnson @ Min (11/26) ... led the team and tied a personal-high with 12 tackles in a standout performance vs. Sea (12/10); had one pass defended, one tackle for a loss and forced a Mack Strong fumble in the third quarter that led to the Cardinals retaking a lead they



would never relinquish on a Larry Fitzgerald TD catch ... shared the team lead in tackles with eight while also adding an Alex Smith sack and a forced fumble @ SF (12/24) ... recorded eight tackles, one tackle for a loss and earned his third multi-sack game of the season @ SD (12/31) bringing down QB Philip Rivers twice.

**2005:** Had a career day in the Cardinals' 2005 season opener @ NYG (9/11) recording two interceptions, including one that was returned 18 yards for a touchdown; sacked Eli Manning and also recorded three solo tackles ... recorded his second sack in as many games taking down Rams QB Marc Bulger for a nine yard loss in the fourth quarter vs. StL (9/18) ... tied his then career-high with 10 tackles for the second time in three weeks vs. Car (10/9); recorded one pass defended and a forced fumble recovered by Ross Kolodziej ... had a big day vs. Ten (10/23) setting a new career-high for tackles (11) and sacked Titans QB Billy Volek, forcing and recovering a Volek fumble in the process ... recorded two tackles before leaving the game with a groin injury @ Det (11/13) ... deactivated with a groin injury @ StL (11/20) ... returned to start vs. Jax (11/27) and recorded nine tackles ... recorded three tackles, a sack of QB Alex Smith

## DANSBY AT IT AGAIN

Dansby bolstered the Cardinals with a career-high 117 tackles, 3.5 sacks, three interceptions and three forced fumbles in 2007, despite missing two starts due to a knee injury.

Dansby was responsible for 65 tackles, three interceptions, a sack, six passes defended and three forced fumbles in the eight games he played after returning from the knee injury.

In his first game back after missing games seven and eight, Dansby collected two interceptions, a pass defended, four tackles and a crucial forced fumble, earning him the NFC Defensive Player of the Week award vs. Detroit. It also marked the second multi-interception outing of Dansby's career, the first coming in the season opener at New York, when he returned one for a touchdown against the Giants on 9/11/05.

Dansby's third quarter interception in Cincinnati in week 11 gave him an interception in consecutive games for the first time in his career and three over a period of two weeks. That interception led to a three-yard Edgerrin James touchdown run that gave the Cardinals a 28-13 lead.

In all, Dansby was responsible for four turnovers in games nine and 10, resulting in 17 Arizona points.

and defended two passes @ SF (12/4) ... intercepted Eagles QB Mike McMahon and returned it 11 yards for a touchdown, his second of the season; added five tackles and one pass defense vs. Phi (12/24); his two interception returns for a touchdown are the most by a Cardinals linebacker in one season ... recorded a team-high 10 tackles @ Ind (1/1) to finish the season with 103 tackles, the first 100-tackle season of his career.

**2004:** Made an immediate impact on the Cardinals defense after being selected in the second-round of the 2004 draft ... named to Pro Football Weekly's 2004 All-Rookie team ... started 12 games while accumulating 68 tackles, the most of any rookie on the team ... recorded three fumble recoveries, one shy of the team rookie record for fumble recoveries set by Tom Wham with the Chicago Cardinals in 1949 ... played in a reserve role in the season opener @ STL (9/12) and recorded four tackles on defense and one stop on special teams ... recorded the first start and sack of his career @ Atl (9/26) when he took down Michael Vick early in the third quarter to force the Falcons into a third-and-14 situation; also recovered a Vick fumble in the Arizona redzone ... became a regular starter with his second consecutive start vs. NO (10/3); recorded two tackles and one QB hurry ... recorded four tackles and a fumble recovery @ SF (10/10) ... did not record any tackles on defense but his presence was felt after intercepting a Matt Hasselbeck pass by out leaping Jerramy Stevens in the second quarter to set up Neil Rackers second 55-yard field goal of the game vs. Sea (10/24) ... recovered his third fumble of the season @ Mia (11/7) when DE Bertrand Berry sacked Dolphins QB Jay Fiedler forcing a fumble; sacked Dolphins QB A.J. Feeley for his second sack of the season ... sacked Kurt Warner twice

and made four stops and one pass defended vs. NYG (11/14) to raise his season total to 4.0 sacks ... deactivated for the contest @ Car (11/21) due to a neck and shoulder injury sustained against the Giants the previous week ... recorded a team-high eight tackles vs. StL (12/19) and one tackle for a loss, a sack of QB Jamie Martin and forced a Rams fumble ... had one of the best days of his young career in the 2004 season finale with seven stops, and one QB pressure which led to Darnell Dockett's interception vs. TB (1/2).

**College:**

Butkus Award semi-finalist regarded as one of the premier defenders in college football ... began Auburn career at strong safety, shifting to outside linebacker as a sophomore ... in 36 games for the Tigers, recorded 218 tackles (128 solos) with 10 quarterback sacks for minus 70 yards, 31 stops for losses of 123 yards, seven forced fumbles, two fumble recoveries, 15 pass deflections, and eight interceptions for 107 yards in returns. All-America first-team selection by the American Football Coaches Association, the 23rd Auburn player to earn that honor ... unanimous all-Southeastern Conference first-team pick.

**Personal:**

Full name Karlos Montez Dansby ... all-state linebacker and wide receiver at Woodlawn High School in Birmingham, AL ... caught 51 passes for 857 yards and five touchdowns on offense, 81 tackles, six sacks, three interceptions, and two fumble recoveries on defense as a senior ... also played basketball, earning all-state honors as a junior ... sociology major at Auburn ... cousin of former Notre Dame defensive lineman Melvin Dansby.

**DANSBY CAREER STATS**

Year	Team	GP/GS	Tackles			Sacks		Interceptions					FR	FF	STT
			Solo	Asst.	Ttl	Sk	Yds	Int.	Yds	Lq	TD	PD			
2004	Ariz	15/12	55	13	68	5.0	26	1	2	2	0	5	3	1	10
2005	Ariz	15/15	81	22	103	4.0	32	3	31	18t	2	4	2	2	3
2006	Ariz	14/10	75	19	94	8.0	47	0	0	0	0	5	1	3	0
2007	Ariz	14/14	85	32	117	3.5	27	3	55	28	0	8	0	4	1
<b>Total</b>		<b>58/51</b>	<b>296</b>	<b>86</b>	<b>382</b>	<b>20.5</b>	<b>132</b>	<b>7</b>	<b>88</b>	<b>28</b>	<b>2</b>	<b>22</b>	<b>6</b>	<b>10</b>	<b>14</b>

**Single Game Highs:**

**Total Tackles:** 17, @ St. Louis, 10/7/07; **Solo Tackles:** 13, @ St. Louis, 10/7/07; **Sacks:** 2.0, five times, last @ Baltimore 9/23/07; **Interceptions:** 2, twice, last vs. Detroit 11/11/07; **Forced Fumbles:** 1, ten times, last @ New Orleans 12/16/07; **Fumble Recoveries:** 1, six times, last @ Oakland 10/22/06; **Touchdowns:** Interception return, 18 yards @ NYG (9/11/05); Interception return, 11 yards vs. Phi (12/24/05).



# DARNELL DOCKETT

**HOW ACQUIRED:** D3/O4 (64th)

**YEARS NFL/CARDINALS:** 5/5

**COLLEGE:** Florida State

**DOB:** May 27, 1981

**HOMETOWN:** Burtonsville, MD

# 90

**DEFENSIVE TACKLE / 6-4 / 285**

## NOTE CARDS

- Selected to his first career Pro Bowl after his 9.0 sacks in 2007 led all NFL interior linemen.
- In 2007, established a career-high in sacks (9), tackles (75), forced fumbles (2) and tied his previous career-high in fumble recoveries (2).
- Has started every game the last three years for the Cardinals and has an ongoing streak of 49 consecutive starts, the team's longest active streak.
- The Cardinals third round pick in 2004, Dockett has started 63 of 64 games in his first four seasons in the NFL.
- Has displayed nose for the ball, notching three INTs in his first four seasons as well as five fumble recoveries and five forced fumbles.
- Signed a five-year contract extension on 10/13/06 that will keep him with the Cardinals through 2011.



**Pro Bowl Selection:**

2007

## Pro Career:

Establishing himself as one of the top young players in the NFL, Dockett emerged as a 15-game starter for the Cardinals in his rookie season and has started all 48 games the last three years. The Cardinals third round draft choice (64th overall) in 2004, Dockett was named to the All-Rookie team that season by Pro Football Weekly and was named to his first Pro Bowl following the 2007 season.

**2007:** A Pro Bowl selection, started all 16 games for third straight year while recording nine sacks which led NFL interior defensive linemen; led or tied for lead in tackles among Arizona defensive linemen in 11 of 16 games in 2007 ... led defensive line with six tackles, one sack and one tackle for loss in season opener @ SF (9/10) ... for second straight week led d-line with five tackles while also

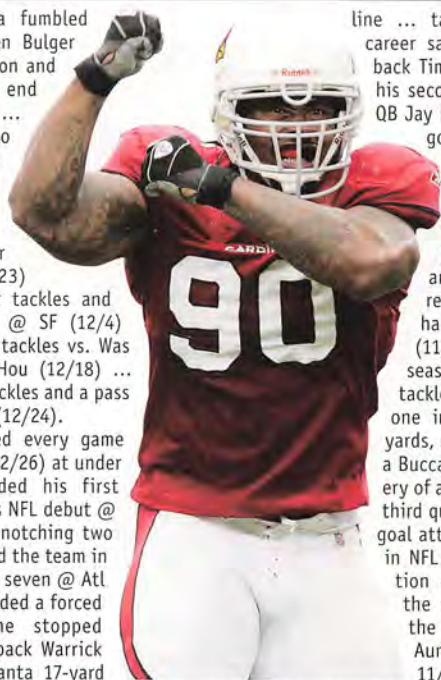
recovering the fumble that led to the Neil Rackers game winning 42-yard field goal in the home opener vs. Sea (9/16); ... tallied 1.5 sacks, one quarterback pressure and forced Steve McNair to fumble, leading to a Rackers field goal @ Bal (9/23) ... led team with career-high 2.5 sacks and eight unassisted tackles (nine total) tied for second highest single-game total in career; his 2.5 sacks gave him 5.0 sacks through the first four games while his previous season-high was 3.5 in his rookie year of 2004 ... recorded one sack and two quarterback hits vs. Car (10/14) ... led defensive line with 10 tackles and career-high nine unassisted tackles as well as two sacks and three quarterback pressures @ TB (11/4) ... recorded three quarterback hits and recovered a Jon Kitna fumble at the end of the third quarter that would lead to a Cards touchdown to make it 31-14 vs. Det (11/11); helped hold Lions to -18 rushing yards, the lowest total in the modern era ... recorded one quarterback pressure, one quarterback hit and one sack vs. StL (12/30) to give him nine sacks on the season.

**2006:** Was a 16-game starter for the second consecutive season ... recovered a Vernon Davis fumble in the first quarter of the season opener vs. SF (9/10) which set up a TD that gave the Cards a 21-7 lead ... had a career and game high 12 tackles @ Sea (9/17); sacked Matt Hasselbeck on the first snap of the game, his fifth career sack, and added a tackle for loss @ Sea (9/17) ... paced all defensive linemen with five tackles, including one for a loss vs. StL (9/24) while helping to hold RB Steven Jackson to a 2.6 yard rushing average ... signed a five-year contract extension on 10/13 that will keep him under contract with the Cardinals through 2011... had an outstanding performance vs. Chi (10/16) on Monday Night Football, recording three tackles, an interception and a fumble recovery while helping to hold the Bears to 34 yards rushing ... paced the defensive line for the fifth time in '06 with a solid effort vs. Sea (12/10) when he totaled seven tackles, one tackle for a loss and a Matt Hasselbeck sack which forced a fumble recovered by the Cardinals ... had one pass defended, two QB pressures and two QB hits, while part of a defensive line that limited Frank Gore, the NFC's leading rusher, to just 51 yards rushing @ SF (12/24).

**2005:** Started all 16 games at under tackle ... recorded both a sack and an interception of QB Marc Bulger in the home opener vs. StL (9/18); picked

off Bulger on a fumbled exchange between Bulger and Steven Jackson and sacked him to end the first half ... recorded five solo stops including one for a loss and split a sack of QB Billy Volek with DE Chike Okeafor vs. Ten (10/23) ... recorded four tackles and forced a fumble @ SF (12/4) ... recorded four tackles vs. Was (12/11) and @ Hou (12/18) ... recorded seven tackles and a pass defended vs. Phi (12/24).

**2004:** Started every game but one (@ Sea 12/26) at under tackle ... recorded his first career start in his NFL debut @ StL (9/12) while notching two solo tackles ... led the team in total tackles with seven @ Atl (9/26), also recorded a forced fumble when he stopped Falcons running back Warrick Dunn on the Atlanta 17-yard



line ... tallied four tackles, and his first career sack against San Francisco quarterback Tim Rattay @ SF (10/10) ... recorded his second sack of the season on Dolphins QB Jay Fiedler @ Mia (11/7); on third-and-goal from the Arizona four yard line, sacked Fiedler for a loss of seven yards which forced the Dolphins to kick a field goal; finished the game with two tackles and a QB pressure ... recorded five tackles and one QB hit @ Car (11/21) ... recorded two tackles and added a half sack and one QB pressure vs. NYJ (11/28) ... had a career day in the 2004 season finale vs. TB (1/2) recording two tackles for loss, a sack of QB Chris Simms, one interception which he returned 20 yards, even as his helmet was pulled off by a Buccaneer; also recorded a fumble recovery of a botched snap by Chris Simms in the third quarter which set up a Cardinals field goal attempt; became only the third rookie in NFL history to record a sack, interception and defensive fumble recovery in the same game, Ray Farmer did it for the Eagles on 12/1/96 (vs. Giants) and Aundray Bruce did it for the Falcons on 11/20/88 (vs. Raiders).

## DISRUPTION FROM THE INSIDE

Entering 2007, Darnell Dockett had collected a total of 6.0 sacks in his career and had never accumulated a multi-sack game in his first three seasons. In his fourth year, Dockett collected 9.0 sacks and accumulated three multi-sack performances. His 9.0 sacks led all NFL interior linemen and led him to his Pro Bowl selection in 2007.

It was a breakout year for the fourth-year pro. Below is a breakdown of Dockett's sack totals from his first three years in the NFL compared to his performance in 2007.

Sack Totals 2004-06			Sack Total 2007	
Year	Sacks	GP/GS	Sacks	GP/GS
2004	3.5	16/15	9.0	16/16
2005	0.5	16/16		
2006	2.0	16/16		
	6.0	48/47		

Dockett led all Cardinals defensive linemen with 75 tackles, 22 more than his previous single season high of 53 established in 2006. He has also recorded three tackles-for-loss, two forced fumbles, two fumble recoveries, 14 QB hits and eight QB pressures.

His sack total in 2007 not only led all NFL interior defensive linemen, it tied Mark Smith (1998) for the second-highest total in franchise history by an interior lineman (David Galloway, 12, 1983). Below is a look at the top sack totals by Card interior defensive linemen since the stat became official in 1982.

<b>2007: DARNELL DOCKETT-9</b>	2000: Mark Smith-3	1993: Eric Swann-3.5	1986: David Galloway-5
<b>2006: DARNELL DOCKETT-2</b>	1999: Eric Swann-4	1992: Mike Jones-6	1985: Mark Duda-5.5
2005: Ross Kolodziej-3	1998: Mark Smith-9	1991: Eric Swann-4	1984: David Galloway-5
<b>2004: DARNELL DOCKETT-3.5</b>	1997: Eric Swann-7.5	1990: Jim Wahler-2.5	1983: David Galloway-12
2003: Kenny King-2	1996: Eric Swann-5	1989: Rod Saddler-3.5	1982: Rush Brown-3.5
2002: Russell Davis-2	1995: Eric Swann-8.5	1988: Bob Clasby-5	
2001: Russell Davis-2	1994: Eric Swann-7	1987: Bob Clasby-4.5	

(Darnell Dockett continued on page 94)

(Darnell Dockett continued from page 93)

## AN UNCLE'S INSPIRATION

Faced with unspeakable tragedy at an early age, Darnell Dockett remembers a time when he thought he was more likely to end up in prison or dead than in the NFL. He credits his uncle, Kevin, as the one individual responsible for turning his life around.

At the age of 13, Darnell arrived home to find the body of his mother, Cheryl Hambrick, who had been killed by a gunshot to the head. Shortly thereafter, Darnell moved from Decatur, GA to Maryland to be with his father, Darnell Sr., who was dying of pancreatic cancer.

Only a few months after moving in with his father, Darnell Sr. passed away and Darnell became an orphan. That's when Kevin Dockett, his father's brother, took him into his Burtonsville, MD home and probably saved his life. Additional challenges would follow but he credits his uncle with providing a foundation and instilling a sense of perspective that enabled him to meet and move past each of them.

Tattooed on Darnell's right forearm is a poem of gratitude to his uncle:

*For believing in me  
when no one else would.  
When the odds were against me,  
beside me you stood.  
For being my friend,  
brother, confidant and father.  
Because of you I know  
blood is thicker than water.  
Words can't express my gratitude,  
nor any amount of money.  
From the bottom of my heart,  
thank you and I love you  
Denny*



### College:

Atlantic Coast Conference 2003 defensive player-of-the-year at Florida State ... started 47 of 49 games for the Seminoles, recording 247 tackles (123 solos), 10.5 quarterback sacks for minus 67 yards, 64 stops for losses of 196 yards, 68 quarterback pressures, four forced fumbles, and one fumble recovery ... 64 tackles behind the line of scrimmage shattered the previous school career record of 44 by Ron Simmons (1977-80).

### Personal:

Full name Darnell Maurice Dockett ... regarded by many as the top defensive end in the nation while at Paint Branch High School in Burtonsville, MD ... USA Today prep All-America selection with 171 tackles (109 solos), 15 sacks, two caused fumbles, three fumble recoveries, and three blocked punts in his senior season ... set a school record with 47 sacks in his career at Paint Branch ... political science major at Florida State.

## DOCKETT CAREER STATS

Year	Team	GP/GS	Tackles			Sacks		Interceptions						FR	FF	STT
			Solo	Asst.	Ttl	Sk	Yds	Int.	Yds	Lg	TD	PD				
2004	Ariz	16/15	25	21	46	3.5	24	1	20	20	0	0	1	1	0	
2005	Ariz	16/16	26	20	46	0.5	0	1	14	14	0	6	0	1	0	
2006	Ariz	16/16	39	14	53	2.0	13	1	-1	-1	0	2	2	1	0	
2007	Ariz	16/16	54	21	75	9.0	71	0	0	0	0	1	2	2	1	
<b>Total</b>		<b>64/63</b>	<b>144</b>	<b>76</b>	<b>220</b>	<b>15.0</b>	<b>108</b>	<b>3</b>	<b>33</b>	<b>20</b>	<b>0</b>	<b>9</b>	<b>5</b>	<b>5</b>	<b>1</b>	

### Single Game Highs:

**Total Tackles:** 12, @ Seattle, 9/17/06; **Solo Tackles:** 9, @ Tampa Bay, 11/4/07; **Sacks:** 2.5, vs. Pittsburgh, 9/30/07; **Interceptions:** 1, three times, last vs. Chicago, 10/16/06; **Fumble Recoveries:** 1, five times, last vs. Detroit, 11/11/07; **Forced Fumbles:** 1, five times, last vs. Pittsburgh, 9/30/07.



# LARRY FITZGERALD

**HOW ACQUIRED:** D1/O4 (3rd)  
**YEARS NFL/CARDINALS:** 5/5  
**COLLEGE:** Pittsburgh  
**DOB:** August 31, 1983  
**HOMETOWN:** Minneapolis, MN

# 11

**WIDE RECEIVER / 6-3 / 220**

## NOTE CARDS

- Signed a four-year contract on 3/11/08 that will keep him in a Cardinals uniform through the 2011 season.
- Earned his second Pro Bowl selection in 2007 after leading the NFC in both receptions (100) and receiving yards (1,409) while tying a career-high with 10 touchdown receptions. Became the fifth Cardinal receiver with multiple Pro Bowl appearances: Anquan Boldin (2003, 2006), Roy Green (1983-84), Mel Gray (1974-77) and Sonny Randle (1960-62, 1965).
- Led the Cardinals in receptions in 2007 with 100, the third time he has led the team in receptions in the four seasons he has been in Arizona.
- In 2007, tied the franchise record with at least one touchdown in five consecutive games.
- His 10 touchdown receptions in 2007 give him 34 for his career, the most by a Cardinal player since the team moved to Arizona in 1988.
- Has started all 60 games in which he has appeared since being selected by Arizona with the third overall pick in the 2004 Draft. Only players taken ahead of him were QB Eli Manning (#1 to San Diego) and OT Robert Gallery (#2 to Oakland).
- Has 13 career 100-yard receiving days; the most recent one came in the 2007 season finale vs. St. Louis when he caught 11 passes for 171 yards and two touchdowns. His 171 receiving yards fell just one yard shy of tying his career-high.
- His 103 receptions in 2005 set a new franchise single-season mark, breaking Anquan Boldin's previous mark of 101 set in 2003.
- Earned his first career Pro Bowl selection in 2005; that year led the Cardinals in receptions (103) for the second consecutive season, as well as yards (1,409) and touchdowns (10).
- In 2005, Fitzgerald and Boldin became only the second tandem in NFL history to top 100 receptions and 1,400 receiving yards in the same season (Detroit's Herman Moore and Brett Perriman in 1995).
- At 22 years, 123 days became the youngest receiver in NFL history to record a 100-catch campaign when he reached the milestone @ Indy on 1/1/06.



**Pro Bowl Selection:**  
2005, 2007

### Pro Career:

Selected in the first round of the 2004 Draft; was the first receiver taken and the third player overall behind QB Eli Manning (San Diego) and T Robert Gallery (Oakland). Fitzgerald was named to his first Pro Bowl in 2005 after setting a franchise record with 103 receptions, a figure that tied Carolina's Steve Smith for the NFL lead. He received his first nod as a Pro Bowl starter in 2007 after leading the NFC in both receptions (100) and receiving yards (1,409). Signed a four-year contract with the Cardinals on 3/11/08 that will keep him in Arizona through the 2011 season.

**2007:** Started all 15 games played and was selected as a starter for second career Pro Bowl (2005) after finishing the season atop the NFC in receptions (100) and receiving yards (1,409); recorded 100 receptions for the second time in career (103-2005) and for the fifth time in franchise history; 1,409 receiving yards in 2007 ties his own career best set in 2005 for the fourth-most in franchise history; along with Anquan Boldin became the first teammates in NFL history to record performances of 11+ catches and 160+ receiving yards in consecutive weeks (Boldin, 13 for 162 and 2 TDs vs. Atl 12/23; Fitzgerald 11 for 171 and 2 TDs vs. StL 12/30) ... recorded first 100-yard receiving game of the season and 10th of his career catching a game-high 10 passes for

*(Larry Fitzgerald continued on page 96)*

(Larry Fitzgerald continued from page 95)

120 yards and recovering a Jeff Reed onside kick vs. Pit (9/30) ... in 50th career game, led team with 11th 100-yard receiving game of his career registering 136 yards on nine receptions and first touchdown of the season while also recovering second straight onside kick @ StL (10/7); over the last two weeks has totaled 19 receptions and 256 yards for the best two-game total of his career and it marked the fourth time in his career that he has gone for 100+ yards in back-to-back games ... with Anquan Boldin sidelined due to a hip injury for the third straight week, led team with six receptions for 97 yards vs. Car (10/14) ... led team with 97 receiving yards on six receptions with a long of 43 yards @ Was (10/21) ... led team with 95 receiving yards on four receptions @ TB (11/4); first time in career he has registered five straight games with at least 95 yards receiving ... led team with 74 yards receiving on eight receptions with two touchdowns vs. Det (11/11); collected his third career multi-touchdown game and first since 12/26/04 @ Sea ... for the eighth straight week led team in receptions with nine for a season-high 156 yards and two touchdowns including longest of his career, a 48-yard TD reception to end the first half vs. SF (11/25); marked the 12th 100-yard receiving game of his career and third of the season; surpassed 1,000 receiving yards on the season for the second time in his career (1,409 in 2005); by doing it

in 11 games became the second-fastest Cardinal receiver to reach the mark; his two touchdowns marked the second multi-touchdown game of the season and fourth of career while also passing Larry Centers (29, 1990-98) to record the most TDs by a Cardinal (30) since the team moved to Arizona in 1988 ... after being limited in practice for second straight week recorded an 18-yard touchdown reception @ NO (12/16) to give him at least one in each of the last five games he played, a career high ... set franchise record with 136 receiving yards in the first half and went on to register a season best 11 receptions for 171 yards (13th career 100+ yard game, fourth of 2007, tied for seventh most in team history) and two touchdowns vs. StL (12/30); teamed with Edgerrin James (102) and Kurt Warner (300) to become the first trio to record at least 100-yards receiving, 100-yards rushing and 300-yards passing in the same game since 10/7/84 @ Dal when Neil Lomax (354), Roy Green (189) and Ottis Anderson (110) achieved the feat; marked fifth career multi-TD game and third of 2007 while also totaling 10 touchdowns on the season to tie his career-best set in 2005.

**2006:** With 946 yards on 69 catches (six TDs), he finished just shy of his second career 1,000-yard season despite missing three starts due to injury ... for the second year in a row, opened the season with over 100 yards receiving

## FITZGERALD HEADS BACK TO PRO BOWL



Fitzgerald was selected to represent the NFC as a starter in the 2008 Pro Bowl. It was the second career selection for Fitzgerald and first time that he was named as a starting wide receiver.

Fitzgerald, who was selected to the Pro Bowl

in 2005 after setting a franchise record with 103 receptions, joins teammate Anquan Boldin (2003, 2006), Mel Gray (1974-77), and Roy Green (1983-84) as the only Cardinals receivers to earn multiple Pro Bowl selections. Four other receivers earned one selection - David Boston (2001), Rob Moore (1997), J.T. Smith (1988), and Pat Tilley (1980).

Fitzgerald led the NFC in both receiving yards (1,409) and receptions (100). Fitzgerald also tied his previous single-season high (set in 2005) with 10 touchdowns in 2007.

Fitzgerald's four 100-yard receiving games in 2007 have him tied (J.T. Smith) for seventh place on the franchise's career list with 13.



ARIZONA'S BEST

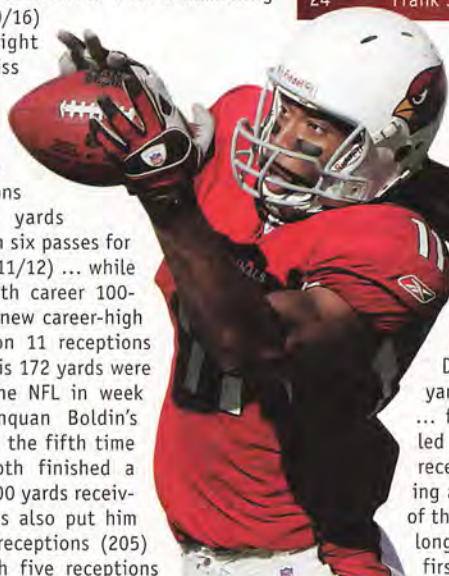
Fitzgerald's 34 career receiving touchdowns are the most by a Cardinal since the team moved to Arizona in 1988, topping Larry Centers, who had 29 (1990-98) and Anquan Boldin, who reached 29 vs. St. Louis (12/30/07).

TDs while in Arizona

TDs	Player/Position	Years
34	LARRY FITZGERALD/WR	2004-
29	ANQUAN BOLDIN/WR	2003-
29	Larry Centers/RB	1990-98
27	Rob Moore/WR	1995-99
24	Frank Sanders/WR	1995-02

after hauling in nine passes for 133 yards vs. SF (9/10) ... caught six passes for 65 yards, including his first TD of the season, a 12-yarder from Kurt Warner, vs. StL (9/24) ... caught four passes for a team high 71 yards including a 46-yard reception from Warner in the first quarter @ Atl (10/1), marking his 17th consecutive game with at least four catches ... starting his 37th straight game, caught two passes for 15 yards, including a five-yard TD pass from Matt Leinart to give the Cardinals an early 14-0 lead before leaving in the second quarter with a hamstring injury vs. KC (10/8); marked his 30th game in a row with at least one catch ... inactive for the first time in his NFL career with a hamstring injury vs. Chi (10/16)

on Monday Night and had to miss the next three contests ... returned to the field and led the team in receptions and receiving yards when he hauled in six passes for 80 yards vs. Dal (11/12) ... while recording his ninth career 100-yard game, set a new career-high with 172 yards on 11 receptions @ Min (11/26); his 172 yards were the highest in the NFL in week 12 and with Anquan Boldin's 140 yards marked the fifth time that the duo both finished a game with over 100 yards receiving; 11 receptions also put him over 200 career receptions (205) ... had team-high five receptions



for 46 yards while adding an 11-yard TD reception in the second quarter to give the Cardinals a 14-3 lead @ StL (12/3) ... brought in a game high seven receptions for 79 yards, including five-yard TD pass in the fourth quarter that put the Cardinals ahead for good vs. Sea (12/10) ... led the team with 77 yards on five catches vs. Den (12/17); eclipsed the 3,000 yard receiving mark for his career ... for the second game in a row, led the Cardinals with 93 yards receiving on four catches, including a six-yard TD @ SF (12/24); 57 of those 93 yards came on a career-long reception on the Cardinals first offensive drive of the game.

FITZGERALD HITS 100 AND 1,400

Fitzgerald recorded 100 receptions in 2007 despite playing in only 15 games and playing through injuries in many others. It was the second time he has collected 100+ receptions in a season (103—2005). It also marks only the fifth 100 reception season in franchise history. Fitzgerald's 100 receptions in 2007 are the fifth-most in team history and his 1,409 receiving yards tie him for fourth place all-time, tying his own 2005 total.

Fitzgerald now joins Boldin as the only receivers in franchise history with two 100-reception seasons. The fifth-year pro averaged 93.9 yards per game in 2007, the second highest total in the NFL, behind only Indianapolis's Reggie Wayne, who averaged 94.4 yards.

Fitzgerald finished the season as the NFC's leader in both receptions and receiving yards in 2007.

Player (Year)	Yards	Player (Year)	Rec
David Boston (2001)	1,598	LARRY FITZGERALD (2005)	103
Rob Moore (1997)	1,584	ANQUAN BOLDIN (2005)	102
Roy Green (1984)	1,555	ANQUAN BOLDIN (2003)	101
LARRY FITZGERALD (2007)	1,409	Larry Centers (1995)	101
LARRY FITZGERALD (2005)	1,409	LARRY FITZGERALD (2007)	100
ANQUAN BOLDIN (2005)	1,402	Larry Centers (1996)	99
ANQUAN BOLDIN (2003)	1,377	David Boston (2001)	98

(Larry Fitzgerald continued on page 98)

(Larry Fitzgerald continued from page 97)

## TWO IN FIRST FOUR

Receivers Anquan Boldin and Larry Fitzgerald were each selected to the Pro Bowl twice in their first four seasons.

They are two of just 39 receivers in NFL history to accomplish that feat. The complete list:

Player	Team	Pro Bowls #	Career
LARRY FITZGERALD	ARIZONA	06, 08	2004-
ANQUAN BOLDIN	ARIZONA	04, 07	2003-
Andre Johnson	Houston	05, 07	2003-
Chad Johnson	Cincinnati	04, 05	2001-
Torry Holt	St. Louis	01, 02	1999-
Randy Moss	Minnesota	99, 00, 01*	1998-
Keyshawn Johnson	NY Jets	99, 00	1996-2006
Andre Rison	Atlanta	91, 92, 93	1989-2000
Anthony Miller	San Diego	90, 91	1988-97
Sterling Sharpe	Green Bay	90, 91	1988-94
John Taylor	San Francisco	89, 90*	1987-95
Jerry Rice	San Francisco	87, 88, 89*	1985-2004
Anthony Carter	Minnesota	88, 89	1985-95
Al Toon	NY Jets	87, 88, 89	1985-92
Gary Clark	Washington	87, 88	1985-95
Mark Clayton	Miami	85, 86, 87	1983-93
Mike Quick	Philadelphia	84, 85, 86	1982-90
Mark Duper	Miami	84, 85	1982-92
Charlie Brown	Washington	83, 84	1982-87
Cris Collinsworth	Cincinnati	82, 83, 84	1981-88
Dwight Clark	San Francisco	82, 83	1979-87
James Lofton	Green Bay	79, 81, 82	1978-93
John Jefferson	San Diego	79, 80, 81	1978-85
Stanley Morgan	New England	80, 81	1977-90
Tony Hill	Dallas	79, 80	1977-86
Steve Largent	Seattle	79, 80*	1976-89
Lynn Swann	Pittsburgh	76, 78	1974-82
Isaac Curtis	Cincinnati	74, 75, 76, 77	1973-84
Drew Pearson	Dallas	75, 77	1973-83
Cliff Branch	Oakland	75, 76	1972-85
Mercury Morris	Miami	72, 73	1969-76
Gene Washington	San Francisco	70, 71, 72, 73	1969-79
Gene Washington	Minnesota	70, 71	1967-73
George Sauer	NY Jets	67, 68, 69	1965-70
Charley Taylor	Washington	65, 66, 67, 68	1964-77
Bob Hayes	Dallas	66, 67, 68	1965-75
Lance Alworth	San Diego	64, 65	1962-71
Sonny Randle	St. Louis	61, 62, 63	1959-68
Del Shofner	LA Rams	59, 60	1958-63

# Indicates calendar year of Pro Bowl, not the season for which the honor was earned

\* Selected but did not play



**2005:** Set a new franchise record for receptions in a season with 103 in his second season ... recorded a career-high 13 receptions for 155 yards and one touchdown in the season opener @ NYG (9/11) ... recorded seven receptions for 102 yards including his second touchdown of the season in Mexico City vs. SF (10/2) ... recorded his second consecutive 100+ receiving day vs. Car (10/9) hauling in nine receptions for 136 yards and one TD; he and Boldin became the first wide receivers to record 100 or more yards in consecutive games since Kevin Dyson and Derrick Mason did on 11/25 and 12/2/01 for the Tennessee Titans ... recorded four receptions for 71 yards vs. Ten (10/23) including a 34-yard TD ... recorded his fourth 100+ game of the season after grabbing eight passes for 102 yards vs. Sea (11/6) ... recorded his fifth 100-yard receiving game and his second consecutive @ Det (11/13) after hauling in nine passes for 141 yards including an eight-yard TD pass from Kurt Warner ... recorded his sixth 100-yard game of the season with nine receptions for 104 yards @ StL (11/20) and one TD ... recorded four receptions for 41 yards and fell one yard shy of breaking 1,000 yards on the season vs. Jax (11/27); added



a five-yard TD reception from Warner to put the Cardinals within seven points with just under three minutes remaining in the game ... surpassed 1,000 yards on his first reception of the day @ SF (12/4) and finished the afternoon with eight receptions for 129 yards ... recorded six catches for 85 yards and one TD @ Hou (12/18) and became only the sixth player in team history to record more than 90 receptions in a single season ... surpassed 1,300 receiving yards with five receptions for 93 yards vs. Phi (12/24) and scored on a 25-yard pass from Josh McCown in the third quarter ... set a new team record for receptions in a season with 103 for 1,409 yards after posting six receptions for 80 yards @ Ind (1/1) ... along with Boldin, the duo became only the third pair of teammates in NFL history to post 1,400+ receiving yards in a season and the third set to record over 100 receptions in the same season.

**2004:** The Cardinals first overall selection in the 2004 draft (third overall), led the team and finished second among NFL rookies in receiving with 58 receptions for 780 yards and eight touchdowns ... in his first career start @ StL (9/12), caught nine passes for a team-high 70

## BOLDIN AND FITZGERALD IN TOP 10

After collecting 71 receptions in 2007 despite starting only 11 games due to injury, Boldin now sits seventh on the Cardinals all-time career receptions list with 413. He needs just six more receptions to pass Bobby Joe Conrad (1958-68) for sixth place.

With his second 100-reception season this year, Larry Fitzgerald jumped into the top 10 with 330 career receptions, passing Sonny Randle.

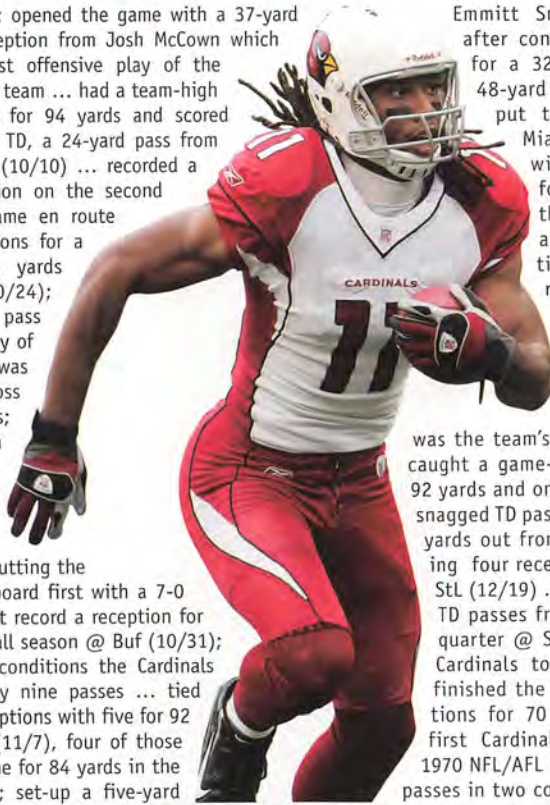
### Top 10 Career Reception Leaders

Rnk	Player (Years)	Rec.	Catches To Pass
1.	Larry Centers (1990-98)	535	123
2.	Roy Green (1979-90)	522	110
3.	Frank Sanders (1995-02)	493	81
4.	Jackie Smith (1963-77)	480	68
5.	Pat Tilley (1976-86)	469	57
6.	Bobby Joe Conrad (1958-68)	418	6
7.	<b>ANQUAN BOLDIN (2003-)</b>	<b>413</b>	-
8.	J.T. Smith (1985-90)	377	-
9.	Mel Gray (1971-82)	351	-
10.	<b>LARRY FITZGERALD (2004-)</b>	<b>330</b>	-

(Larry Fitzgerald continued on page 100)

*(Larry Fitzgerald continued from page 99)*

receiving yards; opened the game with a 37-yard flea flicker reception from Josh McCown which was the longest offensive play of the game for either team ... had a team-high five receptions for 94 yards and scored his first career TD, a 24-yard pass from McCown @ SF (10/10) ... recorded a 39-yard reception on the second play of the game en route to four receptions for a team-high 73 yards vs. Sea (10/24); attempted a pass on the first play of the game but was sacked for a loss of seven yards; recorded a 25-yard touchdown grab on the Cardinals second drive of the game, putting the Cards on the board first with a 7-0 lead ... did not record a reception for the first time all season @ Buf (10/31); in the windy conditions the Cardinals completed only nine passes ... tied Boldin for receptions with five for 92 yards @ Mia (11/7), four of those receptions came for 84 yards in the fourth quarter; set-up a five-yard



Emmitt Smith touchdown run after connecting with McCown for a 32-yard gain; caught a 48-yard pass from McCown to put the Cardinals on the Miami three yard-line with 1:07 remaining; four plays later tied the score at 23 with a two-yard TD reception with 19 seconds remaining; Neil Rackers extra point gave the Cardinals a 24-23 lead to win the game; his 48-yard reception at Miami was the team's longest all season ... caught a game-high seven passes for 92 yards and one TD @ Car (11/21) ... snagged TD passes from eight and four yards out from McCown while totaling four receptions for 37 yards vs. StL (12/19) ... snagged two 29-yard TD passes from McCown in the 4th quarter @ Sea (12/26) to put the Cardinals to within three points; finished the game with four receptions for 70 yards ... became the first Cardinals' receiver since the 1970 NFL/AFL Merger to catch two TD passes in two consecutive games.

## REPEAT SUCCESS

In the 15 games he played in his Pro Bowl season of 2007, Fitzgerald's 100 receptions for 1,409 yards virtually mirrored the success he achieved the first time he made the Pro Bowl in 2005. Starting all 16 games that year, Fitzgerald established a new franchise record with 103 receptions for an identical 1,409 yards.

Fitzgerald's 2007 yardage total tied his 2005 total for the fourth-highest receiving yardage total in franchise history.

In 2007, Fitzgerald led the NFC in both receptions and yards while in 2005, he finished tied with the most receptions and was third in yardage.

Below is a comparison of Fitzgerald's performances in 2007 and 2005.

2007				2005			
Games	Rec	Yds	TD	Games	Rec	Yds	TD
16	103	1,409	10	15	100	1,409	10
Rec. TDs – 10				Rec. TDs – 10			
Games with 8+ receptions. – 6				Games with 8+ receptions. – 6			
Games with 140+ yds rec. – 2				Games with 140+ yds rec. – 2			
Receptions per game – 6.7				Receptions per game – 6.4			
Long rec. – 48 yards				Long rec. – 47 yards			

In 2005, Fitzgerald had 10 TD receptions which came in 10 separate contests, while in 2007, he established a career-high with three multi-TD performances.

**College:**

Attended prep school at Valley Forge (PA) Military Academy after his senior year of high school ... was eligible for the 2004 NFL Draft since three years had passed since his high school class graduated ... one of the most decorated receivers in Big East Conference history ... a Heisman trophy finalist in 2003, finished second to Oklahoma QB Jason White by just 128 points (1,481-1,353) ... Walter Camp Player-of-the-Year, Biletnikoff Award winner, and Columbus Touchdown Club Player-of-the-Year ... unanimous All-America selection as a sophomore at University of Pittsburgh ... in just 26 games with the Panthers, caught 161 passes for 2,677 yards (16.6-yard avg.) and 34 touchdowns ... only Antonio Bryant (173, 1999-2001) and Latief Grim (178, 1998-2000) recorded more receptions in a career at Pittsburgh ... his 2,677 yards rank behind Grim (2,680), Dietrich Jells (3,003, 1991-95) and Bryant (3,061), and 34 receiving scores broke the school career record of 30 by Bryant ... also holds the school record with at least one touchdown catch in 16 consecutive games ... first player in school history with back-to-back 1,000-yard seasons receiving ... his 14 games with at least 100 yards receiving broke the previous Panthers all-time record of 13 set by Bryant ... posted 35 receptions for 420 yards and seven touchdowns in six games at Valley Forge Military Academy.

**Personal:**

Full name Larry Darnell Fitzgerald ... two-time All-State and prep All-America receiver at Academy of the Holy Angels High School in Minneapolis (MN) ... recorded 73 receptions for 1,254 yards

**FIVE IN A ROW**

Fitzgerald's stretch of five consecutive games with a touchdown reception in weeks 10-15 of the 2007 season (missed week 13 contest vs. Cleveland with a hamstring injury) tied the franchise record for consecutive games with a touchdown.

Below is a list of the former Cards in Fitzgerald's company:

Player	Consecutive	
	Games	Year(s)
<b>LARRY FITZGERALD</b>	5	2007
Ricky Proehl	5	1993
Jackie Smith	5	1967
Bobby Joe Conrad	5	1963
Sonny Randle	5	1960 and 1961-62
Bob Shaw	5	1950
Mal Kutner	5	1947

(17.2-yard avg.) and 17 touchdowns as a senior, 54 catches for 1,347 yards (24.9-yard avg.) with 12 touchdowns and had 10 consecutive 100-yard receiving games as a junior ... also a three-year defensive starter, playing free safety as a senior and outside linebacker as a junior and sophomore ... lettered twice in basketball and once in track ... studied in the College of Arts and Sciences at Pittsburgh ... father, Larry Sr., played football at Indiana State from 1975-77 ... Larry Sr. is currently the sports editor for the Minnesota Spokesman-Recorder ... his mother, Carol, passed away in April of 2003 after a seven-year bout with cancer; Larry keeps her driver's license in his wallet next to his own ... younger brother, Marcus, played wide receiver at Marshall from 2004-07.

**FITZGERALD LEADS NFC**

Fitzgerald led the NFC in both receptions and receiving yards in 2007. He was the only receiver in the NFC with at least 100 receptions.

**NFC Reception Leader**

Rank/ Player	Rec.	Yds.
<b>1. LARRY FITZGERALD - ARIZONA</b>	<b>100</b>	<b>1,409</b>
2. Marques Colston - New Orleans	98	1,202
3. Jason Witten - Dallas	96	1,145
4. Bobby Engram - Seattle	94	1,147
5. Torry Holt - St. Louis	93	1,189

**NFC Reception Yards Leader**

Rank/ Player	Yds.
<b>1. LARRY FITZGERALD - ARIZONA</b>	<b>1,409</b>
2. Terrell Owens - Dallas	1,355
3t. Marques Colston - New Orleans	1,202
3t. Roddy White - Atlanta	1,202
5. Torry Holt - St. Louis	1,189



(Larry Fitzgerald continued on page 102)

*(Larry Fitzgerald continued from page 101)***TWICE OVER THE CENTURY MARK**

Anquan Boldin and Larry Fitzgerald have both recorded a pair of 100-catch seasons in their NFL careers. Boldin had 101 in 2003 and 102 in 2005. Fitzgerald hit 103 in 2005 and 100 in 2007.

In NFL history there have been 57 total 100-catch seasons accomplished by 41 different players.

Boldin and Fitzgerald are two of just 11 players to record more than one 100-catch season (see list below) and the only two to have hit 100 twice in their first four seasons.

Total	Player	Players with multiple 100-catch seasons				Year	NFL Season
		Team	Receptions	Yards	Year		
4	Jerry Rice	SF	122	1,848	1995	11th	
	Jerry Rice	SF	112	1,499	1994	10th	
	Jerry Rice	SF	108	1,254	1996	12th	
	Jerry Rice	SF	100	1,502	1990	6th	
4	Marvin Harrison	Ind	115	1,663	1999	4th	
	Marvin Harrison	Ind	109	1,524	2001	6th	
	Marvin Harrison	Ind	102	1,413	2000	5th	
	Marvin Harrison	Ind	143	1,722	2002	7th	
3	Herman Moore	Det	123	1,686	1995	5th	
	Herman Moore	Det	106	1,296	1996	6th	
	Herman Moore	Det	104	1,293	1997	7th	
2	<b>ANQUAN BOLDIN</b>	<b>AZ</b>	<b>102</b>	<b>1,402</b>	<b>2005</b>	<b>3RD</b>	
	<b>ANQUAN BOLDIN</b>	<b>AZ</b>	<b>101</b>	<b>1,377</b>	<b>2003</b>	<b>1ST</b>	
2	<b>LARRY FITZGERALD</b>	<b>AZ</b>	<b>103</b>	<b>1,409</b>	<b>2005</b>	<b>2ND</b>	
	<b>LARRY FITZGERALD</b>	<b>AZ</b>	<b>100</b>	<b>1,409</b>	<b>2007</b>	<b>4TH</b>	
2	Cris Carter	Min	122	1,371	1995	9th	
	Cris Carter	Min	122	1,256	1994	8th	
2	Jimmy Smith	Jax	116	1,636	1999	7th	
	Jimmy Smith	Jax	112	1,373	2001	9th	
2	Randy Moss	Min	111	1,632	2003	6th	
	Randy Moss	Min	106	1,347	2002	5th	
2	Rod Smith	Den	113	1,343	2001	7th	
	Rod Smith	Den	100	1,602	2000	6th	
2	Sterling Sharpe	GB	112	1,274	1993	6th	
	Sterling Sharpe	GB	108	1,461	1992	5th	
2	Torry Holt	StL	117	1,696	2003	5th	
	Torry Holt	StL	102	1,331	2005	7th	



## FITZGERALD CAREER STATS

Year	Team	GP/GS	Receiving				Lg	TD
			Rec.	Yds	Avg.			
2004	Ariz	16/16	58	780	13.4	48	8	
2005	Ariz	16/16	103	1,409	13.7	47	10	
2006	Ariz	13/13	69	946	13.7	57	6	
2007	Ariz	15/15	100	1,409	14.1	48t	10	
<b>Total</b>		<b>60/60</b>	<b>330</b>	<b>4,544</b>	<b>13.8</b>	<b>57</b>	<b>34</b>	

## Single Game Highs:

**Receptions:** 13, @ New York Giants, 9/11/05; **Receiving Yards:** 172, @ Minnesota, 11/26/06; **Touchdowns:** 2, five times, last vs. St. Louis, 12/30/07; **Long Reception:** 57, @ San Francisco, 12/24/06; **Long TD Reception:** 48, vs. San Francisco, 11/25/07.

## FITZGERALD GAME-BY-GAME STATISTICS

2007								2006							
Date	Opp.	GP/GS	No	Yds	Long	TD		Date	Opp.	GP/GS	No	Yds.	Long	TD	
Sept. 10	@ SF	1/1	3	20	12	0		Sept. 10	SF	1/1	9	133	28	0	
Sept. 16	SEA	1/1	7	87	40	0		Sept. 17	@ Sea	1/1	4	52	15	0	
Sept. 23	@ Bal	1/1	5	85	27	0		Sept. 24	STL	1/1	6	65	16	1	
Sept. 30	PIT	1/1	10	120	38	0		Oct. 1	@ Atl	1/1	4	71	46	0	
Oct. 7	@ STL	1/1	9	136	34	1		Oct. 8	KC	1/1	2	15	10	1	
Oct. 14	CAR	1/1	6	97	36	0		Oct. 16	CHI	Inactive - Hamstring					
Oct. 21	@ Was	1/1	6	97	43	0		Oct. 22	@ Oak	Inactive - Hamstring					
Nov. 4	@ TB	1/1	4	95	47	0		Oct. 29	@ GB	Inactive - Hamstring					
Nov. 11	DET	1/1	8	74	20t	2		Nov. 12	DAL	1/1	6	80	38	0	
Nov. 18	@ Cin	1/1	8	93	20	1		Nov. 19	DET	1/1	2	30	24	0	
Nov. 25	SF	1/1	9	156	48t	2		Nov. 26	@ Min	1/1	11	172	34	0	
Dec. 2	CLE	Inactive - Groin						Dec. 3	@ StL	1/1	5	46	18	1	
Dec. 9	@ Sea	1/1	6	79	23	1		Dec. 10	SEA	1/1	7	79	22	1	
Dec. 16	@ NO	1/1	2	27	18t	1		Dec. 17	DEN	1/1	5	77	24	0	
Dec. 23	ATL	1/1	6	72	19	0		Dec. 24	@ SF	1/1	4	93	57	1	
Dec. 30	STL	1/1	11	171	26	2		Dec. 31	@ SD	1/1	4	33	10	1	
<b>Total</b>		<b>15/15</b>	<b>100</b>	<b>1,409</b>	<b>48t</b>	<b>10</b>		<b>Total</b>		<b>13/13</b>	<b>69</b>	<b>946</b>	<b>57</b>	<b>6</b>	
2005								2004							
Sept. 11	@ NYG	1/1	13	155	30	1		Sept. 12	@ StL	1/1	4	70	37	0	
Sept. 18	STL	1/1	4	70	22	0		Sept. 19	NE	1/1	5	36	14	0	
Sept. 25	@ Sea	1/1	3	41	24	0		Sept. 26	@ Atl	1/1	5	37	16	0	
Oct. 2	SF	1/1	7	102	41	1		Oct. 3	NO	1/1	3	61	29	0	
Oct. 9	CAR	1/1	9	136	47	1		Oct. 10	@ SF	1/1	5	94	35	1	
Oct. 23	TEN	1/1	4	71	34	1		Oct. 24	SEA	1/1	4	73	39	1	
Oct. 30	@ Dal	1/1	4	36	11	0		Oct. 31	@ Buf	1/1	0	0	0	0	
Nov. 6	SEA	1/1	8	102	23	0		Nov. 7	@ Mia	1/1	5	92	48	1	
Nov. 13	@ Det	1/1	9	141	27	1		Nov. 14	NYG	1/1	1	2	2	0	
Nov. 20	@ StL	1/1	9	104	31	1		Nov. 21	@ Car	1/1	7	92	33	1	
Nov. 27	JAX	1/1	4	41	20	1		Nov. 28	NYJ	1/1	2	21	15	0	
Dec. 4	@ SF	1/1	8	129	34	0		Dec. 5	@ Det	1/1	2	12	8	0	
Dec. 11	WAS	1/1	4	23	11	0		Dec. 12	SF	1/1	4	47	22	0	
Dec. 18	@ Hou	1/1	6	85	40	1		Dec. 19	STL	1/1	4	37	15	2	
Dec. 24	PHI	1/1	5	93	45	1		Dec. 26	@ Sea	1/1	4	70	29t	2	
Jan. 1	@ Ind	1/1	6	80	25t	1		Jan. 2	TB	1/1	3	36	16	0	
<b>Total</b>		<b>16/16</b>	<b>103</b>	<b>1,409</b>	<b>47</b>	<b>10</b>		<b>Total</b>		<b>16/16</b>	<b>58</b>	<b>780</b>	<b>48</b>	<b>8</b>	



# AARON FRANCISCO

**HOW ACQUIRED:** FA-05  
**YEARS NFL/CARDINALS:** 4/4  
**COLLEGE:** Brigham Young  
**DOB:** July 5, 1983  
**HOMETOWN:** Laie, HI

# 47

**SAFETY / 6-2 / 216**

## NOTE CARDS

- Originally joined the team as an undrafted rookie free agent in the spring of 2005; Francisco has appeared in 37 games (five starts) in his three seasons in the NFL.
- Selected as one of the five team captains (special teams) by his teammates prior to the 2007 season.
- Selected as a Pro Bowl alternate for his special teams prowess in 2006; led the Cardinals in special teams tackles with 23.
- Signed a four-year contract extension on 12/30/06 that will keep him under contract through 2010.

## Pro Career:

Signed as a rookie free agent in 2005, attended training camp and was released on 8/22. Re-signed to the practice squad on 9/5 and was promoted to the 53-man roster on 10/12. Saw action in 11 games on special teams. Had a breakout season in '06, being named an alternate to the Pro Bowl after leading the team in special teams tackles. Signed a four-year contract extension on 12/30/06.

**2007:** Selected as one of five team captains (special teams) and made a career-high three starts for injured safety Adrian Wilson while playing in 10 games ... recorded first deflected punt of his career which only went 11 yards to AZ 46 and led to a Cards TD on ensuing drive to cut

Ravens lead to three early in the fourth quarter @ Bal (9/23) ... inactive (knee) @ Was (10/21) ... recorded a special teams tackle before leaving the game in the second quarter due to a knee injury @ TB (11/4) ... after missing the previous five weeks with knee and calf injuries, returned to start for injured Adrian Wilson (IR-heel) and led all defensive backs with a career-high eight tackles @ NO (12/16) ... made career-high third-straight start and on first drive of the game recorded one tackle for loss when he stopped Rams running back Steven Jackson on third-and-one on AZ 18 to force a field goal vs. STL (12/30).

**2006:** Had a standout year on special teams earning Pro Bowl alternate status and also emerged as a rising talent at safety ... appeared as a reserve with one tackle and two passes defended vs. SF (9/10); also collected two special teams tackles ... helped preserve the win when he broke up the game-ending Hail Mary pass in the Cardinals endzone ... recorded one tackle and a team-high two special teams tackles @ Atl (10/1) ... came up with his first career interception, stepping in front of a Rex Grossman pass, returning it 44 yards to set up Anquan Boldin's 26-yard TD reception on Monday Night vs. Chi (10/16); also



## THE PLAYERS

recorded a career-high four special teams tackles ... collected one tackle and also had one tackle on special teams when he filled in for Adrian Wilson after he left in the third quarter with an injury @ Oak (10/22) ... continued his strong all-around play, collecting two tackles, one pass defended and his second career interception, off Jon Kitna, which came in the Cardinals red zone as Detroit threatened to score after a Scott Player punt was blocked vs. Det (11/19) ... totaled four tackles in his first career start @ Min (11/26) when the Cards opened the game with three safeties ... signed a four-year extension on 12/30/06 that will keep him with the Cardinals through 2010.

**2005:** Signed as a rookie free agent ... released on 8/22 and signed to the practice squad on 9/5 ... promoted to the active roster on 10/12 ... saw action on special teams in 11 games, finishing the season with eight special teams tackles.

### College:

Recorded 88 tackles (43 solo) as a senior in 2004 ... also recorded one sack and one interception ... finished his career with 330 tackles (167 solo) and seven interceptions ... named first-team All-Mountain West Conference selection as a junior in 2003 ... intercepted Utah's Alex Smith for only the second pick thrown by Smith all season ... earned team Defensive Most Valuable Player honors.

### Personal:

Full name Aaron James Monroe Francisco ... an all-state and all-league selection as a senior ... helped lead Kahuku (HI) High School to a state championship as a senior ... earned a trip to the Hawaii All-Star game ... prep alma mater Kahuku High is the alma mater of three other current NFL players: Carolina DT Ma'ake Kemoeatu, Pittsburgh G Chris Kemoeatu, and Jacksonville G Chris Naeole.

## FRANCISCO CAREER STATS

Year	Team	GP/GS	Tackles			Sacks		Interceptions						FR	FF	STT
			Solo	Asst.	Ttl	Sk	Yds	Int.	Yds	Lg	TD	PD				
2005	Ariz	11/0	0	0	0	0.0	0	0	0	0	0	0	0	0	0	8
2006	Ariz	16/2	25	4	29	0.0	0	2	61	44	0	5	0	0	23	
2007	Ariz	10/3	17	5	22	0.0	0	0	0	0	0	0	0	0	10	
<b>Total</b>		<b>37/5</b>	<b>42</b>	<b>9</b>	<b>51</b>	<b>0.0</b>	<b>0</b>	<b>2</b>	<b>61</b>	<b>44</b>	<b>0</b>	<b>5</b>	<b>0</b>	<b>0</b>	<b>41</b>	

### Single Game Highs:

Tackles: 8, @ New Orleans, 12/16/07; Interceptions: 1, twice, last vs. Detroit, 11/19/06.

## STEVE SCHOENFELD MEMORIAL PRESS BOX



The press box at University of Phoenix Stadium is named in honor of Steve Schoenfeld, who covered the team and the NFL for the Arizona Republic from 1988 until 2000 when he was killed by a hit-and-run driver.

Steve worked in Tulsa and Dallas before coming to Arizona and spent the last few months of his life covering the NFL for CBS SportsLine. A tough, but fair, reporter and an eloquent writer, he was president of the Pro Football Writers Association from 1997-99, and his untimely death stunned the league.

Steve was a loving family man as well. He was devoted to his wife, Robin, and was a loving son, brother and uncle. He cared deeply about his friends, and he seemed to have thousands of them.

Said Republic colleague and current beat writer Kent Somers, "Steve never met a stranger. He not only knew everyone, he had phone numbers for them, too - and didn't hesitate to call them. It's fitting the press box is named in honor of Steve, because to him there was no better place to be on a Sunday afternoon."





## MIKE GANDY

**HOW ACQUIRED:** UFA-07 (Bills)

**YEARS NFL/CARDINALS:** 8/2

**COLLEGE:** Notre Dame

**DOB:** January 3, 1979

**HOMETOWN:** Dallas, TX

# 69

**TACKLE / 6-4 / 312**

### NOTE CARDS

- Helped lead the way for Edgerrin James' 1,222 yards rushing in 2007, the fifth-highest rushing total in franchise history. Also part of an offensive line that did not allow a sack in five contests, with the Cardinals going 4-1 in those games.
- Started all 16 games at left tackle in 2007 for the Cardinals, one of only two offensive linemen (Reggie Wells) to start every game. His 16 starts in '07 give him 48 consecutive starts over the last three seasons. After starting all 16 at left tackle for Buffalo in 2005, he started seven games at that spot in 2006 and another nine at left guard.
- Part of a Cardinals offensive line that allowed just 24 sacks in 2007, the fewest total allowed since 1978 (22).
- His 78 career starts have come at three different line positions: 59 at LT, 14 at LG and 5 at RG.
- Signed a three-year contract as an unrestricted free agent with the Cardinals on 4/2/07.

### Pro Career:

Entered the NFL as a third-round selection (68th overall) by Chicago in the 2001 NFL Draft. Played four seasons for the Bears before being released on 11/8/04 and signed by the Bills on 3/4/05. Signed a three-year free agent contract with the Cardinals on 4/2/07.

**2007:** Along with Reggie Wells, was one of two offensive linemen to start all 16 games ... started at left tackle and helped the Cardinals rush for 161 yards on 38 carries (4.2 avg.) in season opener @ SF (9/10) ... part of line that did not allow a sack and cleared the way for Edgerrin James to run for 128 yards on 24 carries in the home opener vs. Sea (9/16) ... started before leaving in the third quarter with a calf injury @ Was (10/21) ... after being limited in practice all week started on an o-line that did not allow a sack for the second time @

TB (11/4) ... started and helped offense record 552 total yards vs. SF (11/25), the most by a Cardinal offense since 11/13/49 at NY Bulldogs (572) ... started vs. Cle (12/2) and helped not allow a sack for the third time this season while leading James to his second 100+ yard rushing performance of the year ... helped James eclipse 1,000-yards on the season @ NO (12/16) becoming only the second Cardinal running back to record back-to-back 1,000-yard rushing seasons (Otis Anderson 1983 and 1984) ... was part of o-line that did not allow a sack for the final two games of 2007 (vs. Atl 12/23, vs. StL 12/30) and a total of five times during the season (only happened once in 2006) in which the Cardinals went 4-1.

**2006:** After starting the first seven games of the season at left tackle, moved to left guard for the first time with the Bills and started the final nine games of the season there ... vs. GB (11/5), started at left guard for first time with the Bills and helped pave the way for 120 yards rushing ... was part of an offensive line that did not allow a sack vs. Jax (11/26) ... helped lead the way for 174 rushing yards @ NYJ (12/10).

**2005:** As the left tackle, was one of two Bills offensive linemen (C Trey Teague) to start every game, marking the first time in his career he started all 16 games in a season; proved a pivotal cog on a line that helped running back Willis McGahee establish a career-high 1,247 rushing yards ... helped guide McGahee to 140 rushing yards vs. Atl. (9/25) ... held defensive end John Abraham to just one tackle while helping the line clear holes for the most productive rushing day of the season as team rushed for a season-high 177 yards and 13 first downs while McGahee gained a career-high 143 yards vs. NYJ (10/16).

**2004:** Started the season as the Bears starting right guard and started five games at the position; vs. Det (9/12), @ GB (9/19), vs. Phi (10/3); vs. Wash (10/17), and @ TB (10/24) before being released on 11/8/04.

**2003:** Started career-high 14 games at left tackle for Chicago, including the first 13 of the season, while missing two games due to injury ... made first career opening-day start at SF (9/7) ... made 24th consecutive start at GB (12/7), but left game in fourth quarter due to shoulder injury ... returned to start season finale @ KC (12/28).

**2002:** Made his NFL debut four weeks into the season and went on to establish himself as a starter at two different positions for the Bears over the final 11 games of the season ... started at left guard for games six through 10 before moving to left tackle for games 11-16 ... inactive for the first two games before being active for the first time in his career vs. NO (9/22); active but DNP ... made NFL debut @ Buf (9/29) on special teams ... subbed for injured left guard Rex Tucker vs. GB (10/7) ... took over starting left guard position with first NFL start @ Det (10/20) ... moved to left tackle when Marc Colombo was lost for the year to injury and made first career start at that position vs. Det (11/24) after never having played the position before at any level during his career.

**2001:** Inactive for all 16 regular season games and one playoff contest.

**College:**

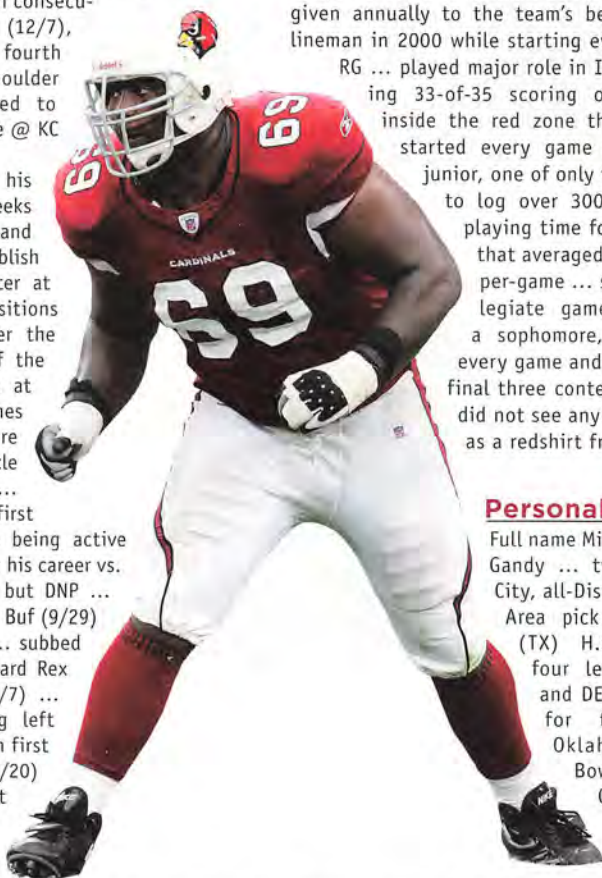
Concluded his Notre Dame career (1997-2000) with a string of 26 consecutive starts ... recipient of the Guardian-of-the-Year Award, given annually to the team's best offensive lineman in 2000 while starting every game at

RG ... played major role in Irish converting 33-of-35 scoring opportunities inside the red zone that season... started every game at RG as a junior, one of only three players to log over 300 minutes of playing time for an offense that averaged 419.7 yards-per-game ... saw first collegiate game action as a sophomore, playing in every game and starting the final three contests at RG ... did not see any game action as a redshirt freshman.

**Personal:**

Full name Michael Joseph Gandy ... two-time all-City, all-District and all-Area pick at Garland (TX) H.S., earning four letters at TE and DE ... selected for the Texas-Oklahoma Oil Bowl and Texas-California Shrine Classic All-Star

games ... cousin, Tony Blevins, was a defensive back at the University of Kansas and with the Indianapolis Colts ... graduated in May, 2000, with bachelor's degrees in both sociology and computer applications.



**GANDY CAREER STATS**

Year	Team	GP/GS
2001	Chi	0/0
2002	Chi	13/11
2003	Chi	14/14
2004	Chi	5/5
2005	Buf	16/16
2006	Buf	16/16
2007	Ariz	16/16
<b>Total</b>		<b>80/78</b>



## ERIC GREEN

**HOW ACQUIRED:** D3A/O5 (75th)

**YEARS NFL/CARDINALS:** 4/4

**COLLEGE:** Virginia Tech

**DOB:** March 16, 1982

**HOMETOWN:** Clewiston, FL

# 25

**CORNERBACK / 5-11 / 196**

### Pro Career:

Selected by the Cardinals in the third round (75th overall) of the 2005 NFL Draft; saw action in 12 games at cornerback making five starts as a rookie. Appeared in 15 games (eight starts) and led the team in passes defended (13) in 2006. Started first 11 games of the 2007 before being placed on injured reserve with a groin injury on 11/27/07. Tendered as a restricted free agent in 2008.

**2007:** Started all 11 games played and recorded a career-high 56 tackles before a groin injury ended his season ... tied for second on the team with six tackles and led the team with three passes defended in the home opener vs. Sea (9/16) ... recovered Neil Rackers' onside kick @ Bal (9/23) ... registered six tackles @ Was (10/21) and was part of defense that held Washington to 160 total net yards—the lowest output by a Cardinals opponent since the L.A. Rams had 152 yards total offense on 9/4/94 ... after injuring his ankle in Thursday's practice, went on to start and register a team and career-high 15 tackles @ Cin (11/18) ... before leaving in the first half with a right groin injury, recorded a pass defended and a tackle vs. SF (11/25); in just 11 games, set single-season career-highs in tackles (56), unassisted tackles (46) and starts (11) ... placed on injured reserve (right groin) on 11/27/07.

**2006:** Continued to develop in his sophomore campaign, playing all but one contest which he missed due to injury ... played the majority of the game and had four tackles in the season opener vs. SF (9/10) ... recorded his sixth career start @ Sea (9/17) with three tackles before leaving the game with a right groin injury

... inactive (groin) vs. StL (9/24) ... returned following injury to start at right cornerback @ Atl (10/1), collecting two tackles ... tied for game high with nine solo tackles and also forced and recovered a Larry Johnson fumble late in the second quarter which led to a field goal vs. KC (10/8) ... turned in a strong performance in his first career Monday

Night game, collecting three tackles with a career-high four passes defended vs. Chi (10/16) ... collected seven tackles and one tackle on special teams when he smothered a fake field goal attempt by tackling holder Jon Ryan before he could get a pass off @ GB (10/29) ... recorded three tackles and one pass defended vs. Dal (11/12) ... tallied six tackles and one pass defense @ SD (12/31).

**2005:** Made five starts as a rookie while seeing action in 12 games ... saw first extended playing time on defense as both David Macklin and Raymond Walls went down with injuries vs. SF in Mexico City (10/2); recorded five tackles, one pass break up, one fumble recovery and a forced fumble; forced a Brandon Lloyd fumble that set up Larry Fitzgerald's 17-yard TD reception ... recorded his first career start vs. Car (10/9) and recorded one tackle; left the game due to a right shoulder injury ... inactive vs. Ten (10/23) ... recorded a game and career-high 14 solo tackles in the Cardinals win @ StL (11/20) ... recorded his first career interception @ SF (12/4) and added seven tackles ... deactivated vs. Was (12/11) and @ Hou (12/18) due to a groin injury ... recorded three tackles and a pass defense @ Ind (1/1) while starting at left cornerback in place of the injured Antrel Rolle.



**College:**

In 47 games with the Hokies registered 143 tackles (91 solos) with 5.5 stops for losses of 39 yards, three forced fumbles, four blocked kicks and 25 pass deflections ... also had eight interceptions for 264 return yards with two TDs ... started every game at cornerback as a senior and won the President's Award for leadership ... started seven games at cornerback as a junior ... recorded a career-high 58 tackles (41 solos) with two stops behind the line of scrimmage, three interceptions, returning two for TDs, and also deflected six passes while blocking the fourth kick of his career ... sat out as a medical redshirt in 2002.

**Personal:**

Full name Eric Denaud Green ... attended Clewiston (FL) High School, a rival of WR Anquan Boldin's Pahokee H.S. ... competed as a quarterback, receiver, and defensive back ... team MVP in 1999 ... named to the Palm Beach Post All-Area team, and earned All-State honors as a senior ... posted five interceptions on defense, passed for 1,100 yards with 12 TDs and rushed for over 400 yards and six scores his senior season ... gained over 2,200 career passing yards during his last two seasons ... also lettered in track and basketball, placing fifth in the state in the 110 high hurdles with a time of 14.3 seconds ... graduated from Virginia Tech with a degree in retail property.

**GREEN CAREER STATS**

Year	Team	GP/GS	Tackles			Sacks		Interceptions							
			Solo	Asst.	Ttl	Sk	Yds	Int.	Yds	Lq	TD	PD	FR	FF	STT
2005	Ariz	12/5	34	3	37	0.0	0	1	13	13	0	6	1	1	7
2006	Ariz	15/8	42	2	44	0.0	0	0	0	0	13	1	1	3	
2007	Ariz	11/11	46	10	56	0.0	0	0	0	0	12	0	0	0	
<b>Total</b>		<b>38/24</b>	<b>122</b>	<b>15</b>	<b>137</b>	<b>0.0</b>	<b>0</b>	<b>1</b>	<b>13</b>	<b>13</b>	<b>0</b>	<b>31</b>	<b>2</b>	<b>2</b>	<b>10</b>

**Single-Game Highs:**

**Tackles:** 15, @ Cincinnati, 11/18/07; **Solo Tackles:** 14, @ Cincinnati, 11/18/07; **Interceptions:** 1, @ San Francisco, 12/24/05; **Pass Defenses:** 4, twice, last @ Oakland, 10/22/06; **Forced Fumbles:** 1, twice, last vs. Kansas City, 10/8/06; **Fumble Recoveries:** 1, twice, last vs. Kansas City, 10/8/06.

**Additional Statistics:**

**Kickoff return:** 1-4 vs. Phi, 12/24/05.

**CLARK HAGGANS**

**HOW ACQUIRED:** UFA-08 (Steelers)

**YEARS NFL/CARDINALS:** 9/1

**COLLEGE:** Colorado State

**DOB:** January 10, 1977

**HOMETOWN:** Torrance, CA

**53****LINEBACKER / 6-4 / 243****NOTE CARDS**

- Tied with former Pittsburgh teammate Sean Morey for the most playoff appearances (11) among Cardinal players. Only Edgerrin James (9) has more postseason starts than Haggans (7) among Cardinal players.
- Started in the Steelers Super Bowl XL win over Seattle, collecting five tackles, a sack and a tackle for a loss.
- His 31.5 sacks are good for 13th on the Steelers all-time list.

**Pro Career:**

Originally entered the league as a fifth-round selection (137th overall) by the Pittsburgh Steelers in the 2000 NFL Draft. After appearing in 107 games (61 starts) for the Steelers during his first eight years in the league, signed a one-year contract with the Cardinals as an unrestricted free agent on 3/27/08.

**2007:** Started all 16 games for the first time in his career while also starting in the team's AFC Wild Card game ... sacked Cleveland QB Charlie Frye for a three-yard loss in the second quarter @ Cle (9/9) ... was part of a defensive unit that held RB Frank Gore to only 39 yards rushing vs. SF (9/23) ... recorded

*(Clark Haggans continued on page 110)*



*(Clark Haggans continued from page 109)*

five tackles and took down Kurt Warner on a second quarter sack @ Ari (9/30) ... recorded six tackles and a half-sack of Matt Hasselbeck as part of a defensive unit that allowed just 144 total yards of offense and eight first downs vs. Sea (10/7) ... playing in his 100th career game, recorded four tackles and was part of a defense that limited Ravens to only 104 total yards and five first downs vs. Bal (11/5) ... recorded his third-career fumble recovery on a Derrick Mason fumble @ Bal (12/30) ... started his seventh consecutive postseason game and recorded one tackle in the AFC Wild Card game vs. Jax (1/5/08).

**2006:** Started the first 15 games for the Steelers before sitting out the season finale with a knee injury ... recorded six tackles and his first career interception off a tipped pass by teammate James Farrior @ Jax (9/18) ... had an impact game vs. Cin (9/24) recording five tackles, two sacks of Carson Palmer and a forced fumble that occurred on his first sack of Palmer ... recorded four tackles and sacked Philip Rivers for a four-yard loss @ SD (10/8) ... finished with four tackles, 1.5 sacks of Andrew Walter, and one QB pressure @ Oak (10/29) ... tallied four tackles, a sack of Charlie Frye and his a fumble recovery @ Cle (11/19).

**2005:** Started all 13 regular season games that he played in and all four postseason games for Pittsburgh ... his 9.0 sacks were good for second on the team and third-best in the NFL among linebackers; had a sack in nine of the 13 games he played in during the regular season ... recorded his first sack of the season when he took down Steve McNair vs. Ten (9/11) ... recorded a sack of QB David Carr and also recorded a forced fumble @ Hou (9/18) ... enjoyed perhaps the best game of his career when he set personal bests with 10 tackles, a sack, and two forced fumbles vs. NE (9/25) ... missed the next three games due to groin surgery ... returned to action and recorded five tackles and a sack of Anthony Wright vs. Bal (10/31) ... recorded two tackles, a sack of Trent Dilfer and a quarterback pressure vs. Cle (11/13) ... totaled nine tackles and a sack of Kyle Boller @ Bal (11/20) ... finished with five tackles and a sack of



Carson Palmer on a crucial third down vs. Cin (12/3) ... totaled a sack of Charlie Frye and a forced fumble @ Cle (12/24) ... recorded four tackles, a tackle for a loss and a half-sack of QB Jon Kitna in the AFC Wild Card game @ Cin (1/8/06) ... recorded three tackles and teamed up with S Troy Polamalu to tackle RB Edgerrin James at the two-yard line to prevent a Colts TD in the AFC Divisional Playoff game @ Ind (1/15/06) ... finished with six tackles in the AFC Championship game @ Den (1/22/06) ... had five tackles, a tackle for a loss, and a sack of Matt Hasselbeck in Super Bowl XL win vs. Sea (2/5/06).

**2004:** Began the season as a starter for the first time in his career and started the first 13 games of the season for Pittsburgh before missing the final three games due to a hamstring injury ... returned to start both postseason contests ... started the season off strong, finishing with six tackles, two forced fumbles and two sacks of QB Rich Gannon vs. Oak (9/12) ... recovered a Jeff Garcia fumble late in the game to help seal a win vs. Cle (10/10) ... recorded five tackles, two sacks of Patrick Ramsey and two QB pressures vs. Was (11/28) ... totaled six tackles and his seventh sack of the season, taking down Byron Leftwich @ Jax (12/5) ... aggravated a hamstring injury in the first quarter vs. NYJ (12/12) and missed the final three games of the regular season ... starting his first career playoff games, recorded seven tackles, a sack of Chad Pennington and one pass defense in the AFC Divisional Playoff game vs. NYJ (1/15/05) ... had six tackles and his second sack of the postseason after taking down Tom Brady in the AFC Championship game vs. NE (1/23/05).

**2003:** Was named special teams captain for Pittsburgh and finished with 18 special teams tackles on the season ... also credited with 12 tackles and a sack in two starts at linebacker ... filled in for the injured Joey Porter in the season opener and finished with nine tackles, a sack of Kyle Boller and a forced fumble vs. Bal (9/7) ... tied for the team lead with three special teams tackles @ Sea (11/2).

**2002:** After appearing mainly on special teams in his first two seasons with the Steelers, had his role greatly expanded, serving as the team's pass-rushing specialist and finished the year with 6.5 sacks ... also finished second on the team with 17 special teams tackles ... recorded one tackle and a half-sack, the first of his career, when he helped take down Tom Brady in the season opener on Monday Night Football @ NE (9/9) ... filling in for the injured Kendrick Bell, recorded three tackles and two sacks of Rich Gannon vs. Oak (9/15) ... registered a half-sack of Tim Couch and added two QB pressures vs. Cle (9/29) ... recorded six tackles, two QB pressures and a half-sack of Jon Kitna @ Cin (10/13) ... had a big game @ Bal (10/27) when he recorded four tackles, a forced fumble, a sack of Jeff Blake and three QB pressures ... finished with one tackle, three QB pressures, two special teams tackles and 1.5 sacks, bringing down Tim Couch twice @ Cle (11/3) ... recorded one tackle and a half-sack of Rodney Peete vs. Car (12/15) ... totaled two special teams tackles in the AFC Wild Card game vs. Cle (1/5/03) ... recorded two tackles in the AFC Divisional Playoff game @ Ten (1/11/03).

**2001:** Led the Steelers with 23 special teams tackles and appeared in all 16 games with one start ... made his first career start for the deactivated Joey Porter (shoulder) and recorded five tackles vs. Cle (1/6/02) ... recorded one special teams tackle in the AFC Divisional Playoff game vs. Bal (1/20/02) and the AFC Championship game vs. NE (1/27/02).

**2000:** Dressed for three games in his rookie season with Pittsburgh ... after appearing on special teams in the season opener vs. Bal (9/3), was inactive for the following 12 weeks ... was activated @ NYG (12/10) but did not record any statistics ... after not playing the following week, was deactivated for the season finale.

### College:

Originally a walk-on defensive end, finished his career as Colorado State's all-time sacks leader with 33.0 ... recorded 87 tackles, 14 tackles for loss and eight sacks as a senior in 1999, earning first-team All-Mountain West honors ... totaled 66 tackles, 14 for loss, and tied a career-high with 11 sacks as a junior ... as a sophomore recorded 66 tackles, 16 for loss, and had 11 sacks ... registered 43 tackles and three sacks as a freshman ... was a redshirt walk-on in 1995.

### Personal:

Full name Clark Cromwell Haggans ... participated in football, basketball and track at Peninsula (CA) High School, earning three letters in each sport ... named all-league as a tight end and defensive tackle in 1993 and '94 while also earning all-division honors ... helped lead Peninsula to a league title in 1994 ... married to wife, Alicia, the couple have a son (Damon) and daughter (Alianna) ... majored in art at Colorado State.

## HAGGANS CAREER STATS

Year	Team	GP/GS	Tackles			Sacks		Interceptions									
			Solo	Asst.	Ttl	Sk	Yds	Int.	Yds	Lq	TD	PD	FR	FF	STT		
2000	Pit	2/0	0	0	0	0.0	0	0	0	0	0	0	0	0	0	0	0
2001	Pit	16/1	3	2	5	0.0	0	0	0	0	0	0	0	0	0	0	23
2002	Pit	16/1	23	5	28	6.5	45	0	0	0	0	8	0	0	1	17	
2003	Pit	16/2	10	2	12	1.0	3	0	0	0	0	2	0	0	1	18	
2004	Pit	13/13	30	15	45	6.0	15	0	0	0	0	1	1	2	0	0	
2005	Pit	13/13	41	19	60	9.0	42	0	0	0	0	3	0	4	0	0	
2006	Pit	15/15	50	27	77	6.0	27	1	0	0	0	3	1	2	0	0	
2007	Pit	16/16	47	24	71	3.0	16	0	0	0	0	2	1	0	0	0	
<b>Total</b>		<b>107/61</b>	<b>204</b>	<b>94</b>	<b>298</b>	<b>31.5</b>	<b>148</b>	<b>1</b>	<b>0</b>	<b>0</b>	<b>0</b>	<b>19</b>	<b>3</b>	<b>10</b>	<b>58</b>		

### Single Game Highs:

**Tackles:** 10, vs. New England, 9/25/05; **Solo:** 8, vs. New England, 9/25/06; **Sacks:** 2, four times, last vs. Cincinnati, 9/24/06; **Interceptions:** 1, @ Jacksonville, 9/18/06; **Forced Fumbles:** 2, twice, last vs. New England, 9/25/05; **Fumble Recoveries:** 1, three times, last @ Baltimore, 12/30/07.

## HAGGANS POSTSEASON STATS

Year	Team	GP/GS	Tackles			Sacks		Interceptions								
			Solo	Asst.	Ttl	Sk	Yds	Int.	Yds	Lq	TD	PD	FR	FF	STT	
2001	Pit	2/0	0	0	0	0.0	0	0	0	0	0	0	0	0	0	2
2002	Pit	2/0	1	1	2	0.0	0	0	0	0	0	0	0	0	0	2
2004	Pit	2/2	5	8	13	2.0	18	0	0	0	0	1	0	0	0	0
2005	Pit	4/4	14	4	18	1.5	8	0	0	0	0	1	0	0	0	0
2007	Pit	1/1	1	0	1	0.0	0	0	0	0	0	0	0	0	0	0
<b>Total</b>		<b>11/7</b>	<b>21</b>	<b>13</b>	<b>34</b>	<b>3.5</b>	<b>26</b>	<b>0</b>	<b>0</b>	<b>0</b>	<b>0</b>	<b>2</b>	<b>0</b>	<b>0</b>	<b>4</b>	



## GERALD HAYES

**HOW ACQUIRED:** D3/03 (70th)

**YEARS NFL/CARDINALS:** 6/6

**COLLEGE:** Pittsburgh

**DOB:** October 10, 1980

**HOMETOWN:** Paterson, NJ

# 54

**MIDDLE LINEBACKER / 6-1 / 249**

### NOTE CARDS

- For the first time in his career, started all 16 games in 2007.
- Collected a career-high 115 tackles in 2007, giving him 100+ tackles in each of his two years as a full-time starter (111 in 2006).
- After collecting one sack in the first 42 games of his NFL career, piled up four sacks in 2007.
- Selected as one of five team captains (defense) by his teammates prior to the 2007 season.
- Despite missing the final two games of the '06 season with a rib injury, still led the team in tackles (111) and went over the century mark in that category for the first time in his career. His previous high was 30 as a rookie in 2003.
- His standout play during the 2006 season earned him a five-year contract extension which he signed on 11/6/06.
- Grew up in the same Paterson, NJ neighborhood as Cardinals running back Marcel Shipp.

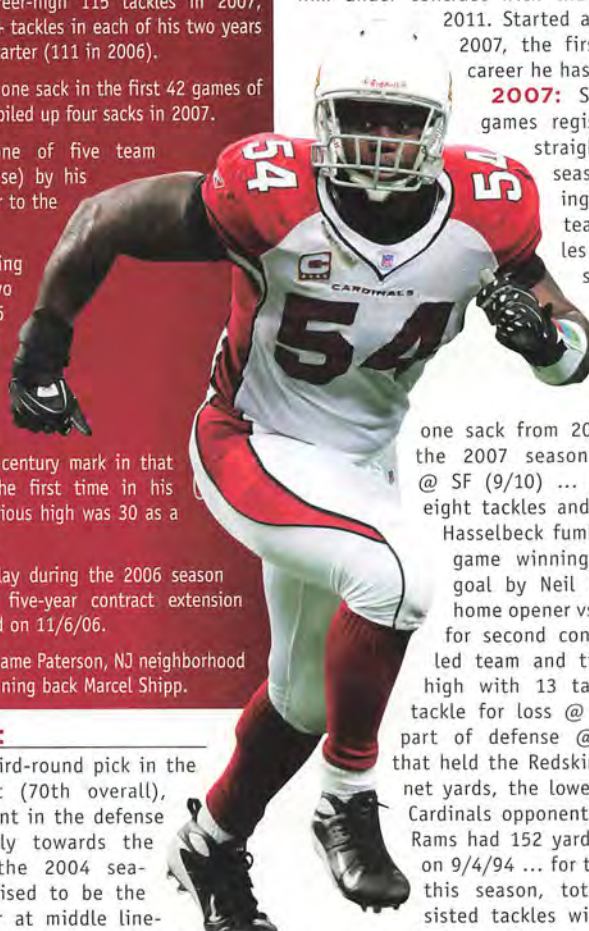
### Pro Career:

The Cardinals third-round pick in the 2003 NFL Draft (70th overall), Hayes involvement in the defense rose dramatically towards the conclusion of the 2004 season. He was poised to be the Cardinals starter at middle linebacker before a knee injury suffered in the preseason opener sidelined him for the entire 2005 season. A restricted free agent, he signed a one-year qualifying offer with

the Cardinals on 4/18/06. Came back in a big way in 2006, leading the team in tackles (111) despite missing the final two games. Signed a five-year extension on 11/6/06 that will keep him under contract with the team through 2011. Started all 16 games in 2007, the first time in his career he has done so.

**2007:** Started all 16 games registering second straight 100+ tackle season while leading or sharing the team lead in tackles in five games; selected as one of five team captains for the season ... after only recording

one sack from 2003-06, opened the 2007 season with a sack @ SF (9/10) ... led team with eight tackles and forced a Matt Hasselbeck fumble that set up game winning 42-yard field goal by Neil Rackers in the home opener vs. Sea (9/16) ... for second consecutive week, led team and tied his career-high with 13 tackles and one tackle for loss @ Bal (9/23) ... part of defense @ Was (10/21) that held the Redskins to 160 total net yards, the lowest output by a Cardinals opponent since the L.A. Rams had 152 yards total offense on 9/4/94 ... for the second time this season, totaled 10 unassisted tackles with two tackles for loss and one sack @ TB (11/4) ... recorded two tackles vs. Det (11/11) and helped hold Lions to -18 rushing yards, which is the lowest total in the modern era ... led



## THE PLAYERS

team with 14 tackles and one sack vs. SF (11/25) ... led team with 11 unassisted tackles and one sack @ NO (12/16); eclipsed 100 tackles for the second straight season (103 in 2006) ... tied for team lead with six tackles and returned a fourth quarter interception 30-yards for first career touchdown vs. StL (12/30); 115 tackles surpassed previous single season career-high of 111 tackles set in 2006; finished season second on the team in tackles, two behind Karlos Dansby.

**2006:** Made an impressive return to action after missing the entire 2005 regular season with a knee injury, starting all 14 games he appeared in and eclipsing the 100-tackle mark despite missing the final two games due to injury (rib) ... recorded six tackles, two tackles for loss, his first career sack and a

fumble recovery while starting at MLB in the season opener vs. SF (9/10) ... continued his strong play collecting five tackles, one pass defense and his first career interception on a Matt Hasselbeck pass deep in Cardinals territory in the second quarter @ Sea (9/17) ... recorded 12 tackles, one for a loss, and also recovered his second fumble in three games vs. StL (9/24) ... turned in another strong performance, this one on Monday Night vs. Chi (10/16), collecting seven tackles and an interception off of Rex Grossman ... for the second time of the season, established a game and new career-high when he accumulated 13 total tackles @ Oak (10/22) ... reached double-digit tackles for the third time this season when he recorded 11 tackles, with one for loss vs. Dal (11/12) ... led all line-

### HAYES BACK FOR MORE

Gerald Hayes had his fair share of success in 2006 and played the 2007 season at an even higher level, adding to his stature as one of the team's most reliable and dedicated performers.

Fresh off a 111-tackle performance in 2006 while in his first full season as a starter (which also earned him a five-year contract extension), Hayes was named one of the team's captains in 2007 and he played up to the billing.

Hayes finished the season by collecting a career-high 115 tackles, four double-digit tackle games and a career-high four sacks. Hayes' 115 tackles were the second most on the team, behind only Karlos Dansby, who had 117.

#### Hayes Highlights from 2007:

- Tackled Seattle quarterback Matt Hasselbeck with under two minutes left vs. Seattle on 9/16, forcing a fumble which the Cardinals recovered. Arizona earned its first victory of the season on Neil Rackers 42-yard FG with time expiring.
- Lost his helmet but managed to fight his way to QB Jeff Garcia for a sack in a 10 tackle, two tackles for a loss and one sack performance at Tampa Bay on 11/4.
- Established a new single-game high with 14 tackles vs. San Francisco on 11/25 while also collecting his third sack of the season.
- Collected his fourth sack of the season while also tallying a team-high 11 tackles at New Orleans on 12/16. Hayes had one career sack entering this season.
- Scored his first career touchdown in the season finale vs. St. Louis when he intercepted a Marc Bulger pass in the fourth quarter and returned it 30 yards for the TD.



*(Gerald Hayes continued on page 114)*

*(Gerald Hayes continued from page 113)*

backers with six tackles and his first quarter pass deflection in the Cardinals red zone was intercepted by FS Aaron Francisco at the three yard line and kept the Lions off the scoreboard vs. Det (11/19) ... tied for a team-high nine tackles and also intercepted a Marc Bulger pass to end the game after the Rams had just recovered an onside kick @ StL (12/3) ... went over 100 tackles (102) for the first time in his career when he collected seven tackles vs. Sea (12/10) ... inactive (rib) for the final two games of the season.

**2005:** Was inactive for the first four games of the season with a left knee injury suffered during the preseason ... placed on injured reserve on 10/6.

**2004:** Saw action in every game for the Cardinals ... recovered an Aaron Brooks fumble for his first career fumble recovery in the Arizona end zone to end New Orleans' first drive of the game; recorded one tackle on special teams vs. NO (10/3) ... blocked a Donnie Jones punt vs. Sea (10/24) which went out of the back of the end zone causing a safety and putting the Cardinals ahead 18-17 with 8:50 remaining in the game ... broke into the starting lineup and recorded a team-high nine tackles in his first extended defensive action; forced a Shaun Alexander fumble @ Sea (12/26).

**2003:** Early-season action came primarily on special teams with two tackles vs. GB (9/21) and @ Dal (10/5) ... inactive for four games with a shoulder injury ... recorded a season best five solo tackles, seven overall

@ SF (12/7) ... first NFL start at outside linebacker resulted in four solo tackles and two assists vs. Car (12/14) ... reserve action @ Sea (12/21) resulted in seven tackles from scrimmage and two tackles on kick coverage units ... starting role at outside linebacker vs. Min (12/28) produced four solo tackles, two assists, two hurries and season-best three solo tackles on special teams.

### College:

Three-time first-team All-Big East Conference selection at Pittsburgh ... first Panther defender to record three consecutive 100-tackle seasons since All-America linebacker Jerry Olsavsky accomplished the feat from 1986-88 ... career statistics include 387 total tackles (243 solos), 13.5 quarterback sacks, nine pass deflections, and two interceptions with starts in 36 of 44 games ... only Tom Tumulty (413, 1991-95), Hugh Green (441, 1977-80) and Arnie Weatherington (477, 1973-76) recorded more tackles in their Panther careers.

### Personal:

Full name Gerald Benjamin Hayes ... close friend and former high school teammate of Cardinals running back Marcel Shipp at Passaic (NJ) County Technical Institute ... college teammate of Cardinals wide receiver Larry Fitzgerald ... as an artist in high school, won numerous awards for his pencil drawings which traveled to numerous galleries throughout New Jersey ... administration of justice major.

## HAYES CAREER STATS

Year	Team	GP/GS	Tackles			Sacks		Interceptions					FR	FF	STT	
			Solo	Asst.	Ttl	Sk	Yds	Int.	Yds	Lq	TD	PD				
2003	Ariz	12/2	19	11	30	0.0	0	0	0	0	0	0	0	0	0	15
2004	Ariz	16/1	15	3	18	0.0	0	0	0	0	0	0	1	1	16	
2005	Ariz	0/0	0	0	0	0.0	0	0	0	0	0	0	0	0	0	
2006	Ariz	14/14	90	21	111	1.0	2	3	20	24	0	7	2	0	0	
2007	Ariz	16/16	89	26	115	4.0	23	1	30	30t	1	3	0	1	0	
<b>Total</b>		<b>58/33</b>	<b>213</b>	<b>61</b>	<b>274</b>	<b>5.0</b>	<b>25</b>	<b>4</b>	<b>50</b>	<b>30t</b>	<b>1</b>	<b>10</b>	<b>3</b>	<b>2</b>	<b>31</b>	

### Single Game Highs:

**Tackles:** 14, vs. San Francisco, 11/25/07; **Solo Tackles:** 11, twice, last @ New Orleans, 12/16/07; **Interceptions:** 1, four times, last vs. St. Louis 12/30/07; **Forced Fumbles:** 1, twice, last vs. Seattle, 9/16/07; **Fumble Recoveries:** 1, three times, last vs. St. Louis, 9/24/06; **Sacks:** 1, five times, last @ New Orleans, 12/16/07; **Touchdowns:** Interception return, 30 yards vs. St. Louis, 12/30/07.

### Additional Statistics:

**Blocked Punt:** 1, vs. Seattle, 10/24/04



## NATHAN HODEL

**HOW ACQUIRED:** FA-01

**YEARS NFL/CARDINALS:** 7/7

**COLLEGE:** Illinois

**DOB:** November 12, 1977

**HOMETOWN:** Fairview Heights, IL

# 48

**LONG SNAPPER / 6-2 / 238**

### NOTE CARDS

- One of the NFL's steadiest long snappers, Hodel has handled those duties in all 96 games over the last six seasons, the longest consecutive games played streak on the team.
- His 96 games played with the Cardinals rank second behind only Adrian Wilson (103) for the most on the team.
- Hodel and kicker Neil Rackers were college teammates at Illinois.
- Inked a four-year deal with the Cardinals on 3/12/08 that will keep him with the team through the 2011 season.

### Pro Career:

A staple of the special teams unit, Hodel has managed the snapping duties in every game over the last six years. After attending training camp with the Carolina Panthers in 2001, he spent six games on the Panthers practice squad before being released on 10/24/01. He signed with the Cardinals on 10/26/01 but did not reach the field in his rookie campaign. Since then, Hodel has established himself as one of the most talented long snappers in the league.

**2007:** Had not missed a long snap for the Cardinals in five seasons heading into 2007 and continued

that streak through all 16 games during the season ... registered one special teams tackle @ TB (11/4) ... injured left ankle on Neil Rackers' game winning 31-yard field goal vs. Atl (12/23) but did not miss a snap.

**2006:** Handled all long-snapping duties for the fifth straight season in Arizona ... collected one special teams tackle @ Sea (9/17); vs. KC (10/8); vs. Chi (10/16) ... collected two special teams tackles @ Oak (10/22).

**2005:** Again appeared in all 16 games ... recorded one special teams tackle vs. STL (9/18) ... snapped for four field goals including two of 50 or more yards @ Sea (9/25) ... snapped on all six of Neil Rackers field goals in Mexico City vs. SF (10/2) as Rackers broke the team record for consecutive field

goals making his 16th consecutive ... snapped on all 40 of Rackers NFL record setting field goals in 2005.

**2004:** Handled the long snapping duties for all 16 Cardinals games of 2004 ... successfully long snapped for two successful field goals from beyond 50-yards (51, 52) vs. NE (9/19) ... snapped for three 50-plus yard field goals vs. Sea (10/24), Rackers connected on three attempts from 50 yards or further (55, 55, 50) ... recorded six special teams tackles ... signed a contract extension on 11/8 that will keep him under contract through the 2007 season.

**2003:** Suffered separated shoulder in final preseason game @ Min (8/28) but still managed to deliver in every game ... added four solo tackles and three assists on coverage units, including two solo tackles on the punting unit in season-ending 18-17 win vs. Min (12/28).



*(Nathan Hodel continued on page 116)*



*(Nathan Hodel continued from page 115)*

**2002:** Handled all long snapping duties ... recorded solo tackles on punt-coverage @ Was (9/8), vs. NYG (9/29), @ Car (10/6) and vs. Oak (11/24).

**2001:** Attended 2001 training camp with Carolina Panthers ... spent six games on Panthers practice squad before release 10/24 ... signed by Cardinals two days later ... spent next nine games on practice squad ... elevated to 53-man roster for final two games but declared inactive.

**College:**

Former walk-on at Illinois handled long-snapping duties all four seasons ... lettered in

football and baseball at Belleville (IL) East High School ... team captain and earned all-conference honors as offensive lineman in football and pitcher in baseball ... all-Illinois prep baseball pitcher also hurled for Illinois baseball squad.

**Personal:**

Full name Nathan William Hodel ... earned a Bachelor's degree in communications from Illinois ... completed master's degree in business administration in May, 2003 ... enjoys graphic design as a hobby ... married, he and wife Kim reside in Chandler with their daughter Riley and son Miller.

**HODEL CAREER STATS**

Year	Team	GP/GS
2001	Ariz	0/0
2002	Ariz	16/0
2003	Ariz	16/0
2004	Ariz	16/0
2005	Ariz	16/0
2006	Ariz	16/0
2007	Ariz	16/0
<b>Totals</b>		<b>96/0</b>

**CARDINALS IN THE COMMUNITY**

**HODEL FOUNDATION**

Hodel hosted his first holiday shopping event for 25 teenagers from Homeward Bound at Target this past December. Taking over from former teammate Scott Player, Hodel, his wife Kim, and 16 of his teammates shopped with the teens who had \$250 to spend on themselves and their family members for the holiday season. Homeward Bound is a non-profit organization that provides transitional housing to youth in need. They provide educational and emotional support for families scattered throughout metro Phoenix.

During training camp last summer, Hodel also took some time to hand out gift cards and visit patients at the Flagstaff Medical Center as well as helping to serve Thanksgiving dinner at the Phoenix Rescue Mission as part of the Cardinals annual "Feed the Hungry" program during the Thanksgiving holiday season.

This Spring, Nathan and Kim started the Hodel Foundation to help provide underprivileged children with enhanced educational opportunities, as well as helping children and their families in times of crisis to regain normalcy and ease their suffering.





## DAVID HOLLOWAY

**HOW ACQUIRED:** FA-07

**YEARS NFL/CARDINALS:** 1/1

**COLLEGE:** Maryland

**DOB:** December 4, 1983

**HOMETOWN:** Stephentown, NY

# 57

**LINEBACKER / 6-2 / 234**

### Pro Career:

Originally signed by the Cardinals as an undrafted rookie free agent on 4/30/07. Released following training camp on 8/31/07 and signed to Arizona's practice squad on 9/1/07 where he spent the first 16 weeks of the season. Elevated to the Cardinals active roster on 12/24/07 and signed to a two-year contract extension.

**2007:** Signed by Arizona as an undrafted rookie free agent ... released on 8/31/07 ... signed to the practice squad on 9/3/07 ... after spending all season on the practice squad was elevated to the active roster on 12/24/07 ... inactive vs. StL (12/30).

### College:

Three-year starter at linebacker, played both inside and outside while starting 34 of the final 35 games of his career ... his 186 career tackles ranked first on the team among active players at the end of 2006 ... started 12 of 13 games at middle linebacker as a senior and was the third-leading tackler on the team with 70 stops ... started all 11 games at strongside

linebacker as a junior, posting 61 tackles (31 solos), 4.5 tackles for loss, three sacks, an interception, two forced fumbles and one blocked kick ... started all 11 games at strong-side linebacker in his sophomore season and finished fifth on the team with 53 tackles (29 solos) ... appeared in two games as a freshman and posted two unassisted tackles on the season ... redshirted in 2002.

### Personal:

Full name David Alexander Holloway ... four-year varsity starter and a 2002 graduate of Albany Academy (NY) ... earned All-Independent Private Academy and all-county honors as a senior in 2001 ... Offensive Player of the Year as a senior and Defensive Player of the Year as a junior ... earned 10 varsity letters during his prep career (also played basketball and track) ... the oldest of eight children, his father, Brian, was an NFL All-Pro who played with the New England Patriots and Los Angeles Raiders ... maternal grandfather, Johnny "Pie" McKenzie, played in the NHL for the Boston Bruins.

## UPCOMING SUPER BOWLS

February 1, 2009

Super Bowl XLIII

Raymond James Stadium in Tampa (NBC)

February 7, 2010

Super Bowl XLIV

Dolphin Stadium in South Florida (CBS)

February 6, 2011

Super Bowl XLV

New Cowboys Stadium, North Texas

February 5, 2012

Super Bowl XLVI

Lucas Oil Stadium in Indianapolis





## RODERICK HOOD

**HOW ACQUIRED:** UFA-07 (Eagles)

**YEARS NFL/CARDINALS:** 6/2

**COLLEGE:** Auburn

**DOB:** October 3, 1981

**HOMETOWN:** Columbus, GA

# 26

**CORNERBACK / 5-11 / 198**

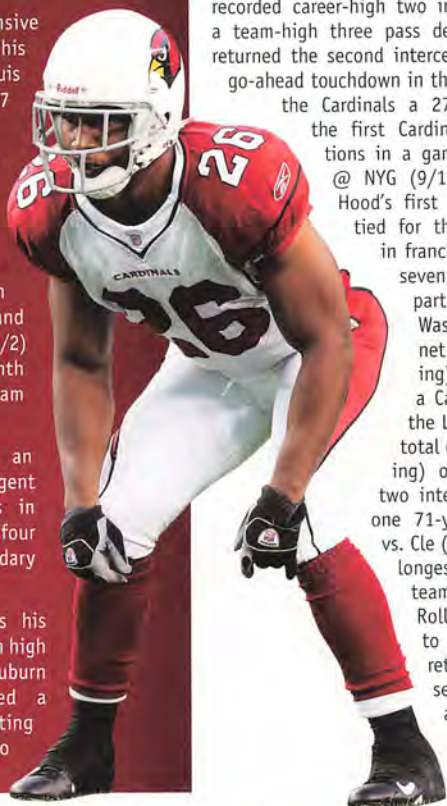
### NOTE CARDS

- Started all 16 games with the Cardinals in 2007 for the first time in his career. Prior to 2007, the most starts he accumulated in a season was six (2005).
- His five interceptions in 2007 were a career-high and matched his total from his previous four seasons (2003-06) combined.
- His 196 interception return yards were the second-most in the NFL in 2007, trailing only teammate Antrel Rolle, who totaled 231 return yards.
- Named the NFC Defensive Player of the Week for his performance at St. Louis in week five of the 2007 season.
- Scored two touchdowns on interception returns in 2007; a 68-yard return @ StL (10/7) that tied for the 11th longest return in franchise history and a 71-yarder vs. Cle (12/2) that stands as the eighth longest return in team history.
- Entered the league as an undrafted rookie free agent signed by the Eagles in 2003, went on to play four seasons in Philly's secondary and on special teams.
- After suffering injuries his junior and senior years in high school, walked on at Auburn and eventually earned a scholarship after converting from wide receiver to cornerback.

### Pro Career:

Originally signed with Philadelphia as an undrafted rookie free agent in 2003; appeared in 56 career regular season games with the Eagles, registering 12 starts while also appearing in seven playoff contests, earning three postseason starts. Signed a five-year contract with the Cardinals on 3/10/07 as an unrestricted free agent and started all 16 games for Arizona in '07.

**2007:** In first season as a Cardinal, started all 16 games after winning the starting cornerback job in training camp; his 196 return yards on five interceptions were second best in the NFL this season behind Antrel Rolle's 231 return yards ... recorded career-high two interceptions as well as a team-high three pass defenses @ StL (10/7); returned the second interception 68 yards for the go-ahead touchdown in the fourth quarter to give the Cardinals a 27-20 lead and became the first Cardinal with two interceptions in a game since Karlos Dansby @ NYG (9/11/05); touchdown was Hood's first since high school and tied for the 11th longest return in franchise history ... in week seven @ Was (10/21) was part of defense that held Washington to 160 total net yards (87 yards passing), the lowest output by a Cardinals opponent since the L.A. Rams had 152 yards total offense (102 yards passing) on 9/4/94 ... recorded two interceptions and returned one 71-yards for a touchdown vs. Cle (12/2); marks the eighth longest interception return in team history; joined Antrel Rolle as first teammates to each collect two INT returns for TDs in the same season since Jerry Norton and Billy Stacy (1961) ... registered 150th career tackle @ Sea (12/9) ... intercepted



a pass in own endzone in the first quarter vs. Atl (12/23) to mark his fifth of the season which is the most for a Cardinal defender since 2003 (Dexter Jackson, 6) and the most for any Cardinals cornerback since 2003 (Renaldo Hill, 5); five interceptions in 2007 matched his total from his previous four seasons (2003-06) combined.

**2006:** Was a key asset as the team's nickel CB and also served valuable time on special teams units in 2006 ... filled in at cornerback after starter Lito Sheppard suffered a sprained ankle in the first quarter of the season opener @ Hou (9/10) ... recorded his first career sack when he took down Cowboys QB Tony Romo @ Dal (12/25), while also recovering a fumble in that contest ... started both postseason games for the Eagles, a win over Dal (1/7) and a loss @ NO (1/13), a game in which he posted six tackles and returned two kickoffs for 48 yards.

**2005:** Named to USA Today's "2005 All-Joe" team, a tribute to the guys who are relied on day in and day out to do the unheralded work for their teams ... intercepted a pass from 49ers QB Tim Rattay in the second quarter, returning it 17 yards vs. SF (9/18) ... set career-highs in kick returns (six) and yards (149) @ Den (10/30) ... started the final six games of the season for an injured Sheppard (ankle) ... in first start of the season picked off QB Brett Favre with 0:38 remaining in the game, securing a victory vs. GB (11/27) ... set a career-high with eight tackles and had a career-long kickoff return of 53 yards @ Stl (12/18) ... pulled down an interception off of Redskins QB Mark Brunell vs. Was (1/1).

**2004:** Finished 2004 with 32 tackles and a team-high three fumble recoveries on defense ... recovered a Joey Harrington fumble @ Det (9/26), leading to a touchdown on the next play ... forced Bears CB Nathan Vasher into punt returner R.W.

McQuarters who lost the ball @ Chi (10/3); Dhani Jones then recovered the ball leading to an Eagles touchdown ... intercepted Jake Delhomme vs. Car (10/17) ... returned the first two kickoffs of his career which went for a combined 74 yards, including a 45-yard @ Pit (11/7) ... recovered a muffed punt by Cowboys CB Lance Frazier @ Dal (11/15) which led to an Eagles touchdown.

**2003:** Tied for fifth on the Eagles in special teams tackles (21) ... subbing as the nickel cornerback, recorded four tackles and returned a fumble (forced by Michael Lewis) 27 yards @ Buf (9/28) ... recorded his first career interception vs. Was (10/6) off Patrick Ramsey, which led to an Eagles touchdown.

### College:

A former walk-on at Auburn, moved to cornerback from wide receiver, the position which he tried out for with the Tigers ... played in 47 games (18 starts) recording 106 tackles and five interceptions playing left and right cornerback as well as free safety ... also registered an 11.2-yard average on 51 punt returns and 19.9 yard average on 44 kickoff returns ... earned a scholarship his sophomore season but was then converted to a safety after a coaching change ... saw playing time on defense and on special teams as a true freshman.

### Personal:

Full name Roderick Hood ... attended Carver (Columbus, GA) High School ... a quarterback, wide receiver and cornerback, Hood's high school football career was marred by injuries his junior and senior season ... lettered in basketball and in track, making it to the state finals in the 4x100 ... public administration major at Auburn.

## CARDINALS IN THE COMMUNITY

The "Rod Hood Foundation" was started in the summer of 2008 to assist in changing mindsets that will foster characteristics synonymous with success. The foundation is committed to bridging the gap amongst youth with health or education disparities while focusing on diversity and the betterment of the human race.

Hood's main focus in his community work has been on giving back to his hometown of Columbus, GA. Over the past year, Hood spoke with 12 Columbus schools where he stressed the importance of education and character while also visiting local families with a financial contribution whose homes had been devastated in a tornado. He also hosted a "One Community, One God, One Christ" conference to help heal wounds caused by racial tension and racial divide. At that conference, Hood gave a \$10,000 scholarship to a high school senior who wrote an essay on how those principles would better the community.

Each year in his hometown, Hood also hosts the "Rod Hood/United Way Football Camp" for kids ages 8-18 which provides hands-on training in all aspects of the game while emphasizing the values of hard work, perseverance, and teamwork. The fourth annual camp took place this past June hosted by Hood along with Cardinals teammates and other players from around the NFL.



*(Roderick Hood continued on page 120)*

*(Roderick Hood continued from page 119)***ROBBIN' HOOD**

The Rams were having success throwing the ball against the Cardinals on 10/7/07. That was, until Rod Hood began swiping passes and giving the ball back to the Arizona offense—or just cashing in himself.

In a performance that earned him his first career NFC Defensive Player of the Week award, Hood had two interceptions for the first time in his career when he stepped in front of a pair of Gus Frerrotte passes in the second half at St. Louis (10/7). He returned the second 68 yards for the go-ahead touchdown in the fourth quarter to give the Cardinals a 27-20 lead. The return was the 13th longest in franchise history.

It was the first touchdown of Hood's NFL career and his first since high school when he was a quarterback and wide receiver at Carver High School in Columbus, GA.

Hood wasn't done there though. Seven games later, vs. Cleveland (12/2), Hood picked off two more passes, returning one 71 yards for a touchdown, the eighth longest return in franchise history.

In the season's second-to-last game, Hood picked off his fifth pass of the season, this one in the Arizona's endzone.

Hood's five interceptions in 2007 match the total from his first four seasons in the NFL and beat his previous season-high of three, established in 2005 with Philadelphia.

**HOOD CAREER STATS**

Year	Team	GP/GS	Tackles			Sacks		Interceptions					FR	FF	STT
			Solo	Asst.	Ttl	Sk	Yds	Int.	Yds	Lg	TD	PD			
2003	Phi	14/0	4	3	7	0.0	0	1	5	5	0	3	1	0	21
2004	Phi	16/2	25	7	32	0.0	0	1	20	20	0	7	3	1	10
2005	Phi	16/6	35	6	41	0.0	0	3	17	17	0	15	0	0	7
2006	Phi	10/4	13	5	18	1.0	9	0	0	0	0	3	1	0	3
2007	Ariz	16/16	54	11	65	0.0	0	5	196	71t	2	21	0	0	0
<b>Total</b>		<b>72/28</b>	<b>131</b>	<b>32</b>	<b>163</b>	<b>1.0</b>	<b>9</b>	<b>10</b>	<b>238</b>	<b>71t</b>	<b>2</b>	<b>49</b>	<b>5</b>	<b>1</b>	<b>41</b>

**Kickoff Returns**

Year	Team	Att	Yds	Avg	Lg	TD
2004	Phi	15	336	22.4	45	0
2005	Phi	38	900	23.7	53	0
<b>Total</b>		<b>53</b>	<b>1,236</b>	<b>23.3</b>	<b>53</b>	<b>0</b>

**Single Game Highs:**

**Tackles:** 8, @ St. Louis, 12/18/05; **Solo:** 8, @ St. Louis 12/16/05; **Interceptions:** 2, twice, last vs. Cleveland, 12/2/07; **Sacks:** 1.0, @ Dallas, 12/25/06; **Fumble recoveries:** 1, five times, last @ Dallas, 12/25/06; **Touchdowns:** Interception return: 71, vs. Cleveland, 12/2/07; 68, vs. St. Louis, 10/7/07.

**Kick Returns:**

**Attempts:** 6, @ Denver, 10/30/05; **Yards:** 149, @ Denver, 10/30/05; **Long:** 53 yards, @ St. Louis, 12/18/05.

**HOOD POSTSEASON STATS**

Year	Team	GP/GS	Tackles			Sacks		Interceptions					FR	FF	STT
			Solo	Asst.	Ttl	Sk	Yds	Int.	Yds	Lg	TD	PD			
2003	Phi	2/0	0	0	0	0.0	0	0	0	0	0	1	0	0	1
2004	Phi	3/1	3	0	3	0.0	0	0	0	0	0	3	0	0	4
2006	Phi	2/2	6	0	6	0.0	0	0	0	0	0	0	0	0	0
<b>Total</b>		<b>7/3</b>	<b>9</b>	<b>0</b>	<b>9</b>	<b>0.0</b>	<b>0</b>	<b>0</b>	<b>0</b>	<b>0</b>	<b>0</b>	<b>4</b>	<b>0</b>	<b>0</b>	<b>5</b>

**Postseason Kickoff Returns**

Year	Team	Att	Yds	Avg	Lg	TD
2004	Phi	3	65	21.7	32	0
<b>Total</b>		<b>3</b>	<b>65</b>	<b>21.7</b>	<b>32</b>	<b>0</b>



# EDGERRIN JAMES

**HOW ACQUIRED:** UFA-06 (Colts)

**YEARS NFL/CARDINALS:** 10/3

**COLLEGE:** Miami

**DOB:** August 1, 1978

**HOMETOWN:** Immokalee, FL

# 32

**RUNNING BACK / 6-0 / 219**

## NOTE CARDS

- Came to the Cardinals as an unrestricted free agent when he signed a four-year deal on 3/12/06.
- Rushed for 1,222 yards in 2007, becoming only the second running back in franchise history with back-to-back 1,000 yard seasons (Otis Anderson—1979-81, 83-84).
- His 1,222 rushing yards in '07 marked the fifth-highest total in franchise history.
- Finished 2006 with 1,159 rushing yards, becoming the first Cardinal running back to rush for 1,000 yards in a season since Adrian Murrell in 1998 and the first 1,100-yard rusher since Otis Anderson in 1984. Also set a Cardinals franchise record for carries in a season with 337.
- Enters 2008 ranked 13th on the NFL's all-time rushing yardage list and with 55 career 100+ yard rushing games, the 8th most in NFL history.
- One of just 12 players in NFL history to earn back-to-back rushing titles (1999 and 2000); also one of only five players to do it in his first two pro seasons.
- Has topped 1,000 rushing yards in seven of his nine career seasons (including the last five straight).
- Spent the first seven years of his NFL career with the Colts, who took him with the fourth overall selection in 1999 draft behind Cleveland's Tim Couch, Philly's Donovan McNabb and Cincy's Akili Smith. Left Indy as the franchise's all-time leading rusher and earned four Pro Bowl selections in his seven seasons there.



## Pro Bowl Selection:

1999, 2000, 2004, 2005

## Pro Career:

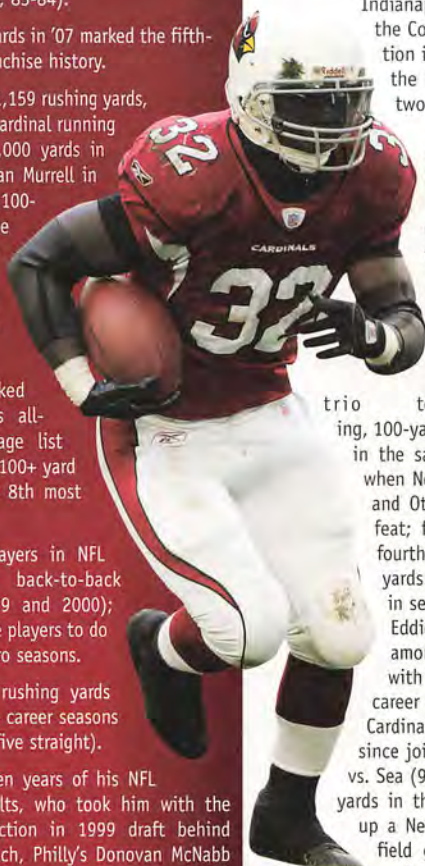
A four-time Pro Bowl selection, James signed a four-year contract with the Cardinals on 3/12/06 after spending seven seasons with the Indianapolis Colts. Originally drafted by the Colts with the fourth-overall selection in the 1999 NFL Draft, James was the NFL's leading rusher in his first two seasons in the league.

**2007:** Named a Pro Bowl alternate; started all 16 games recording 1,222 yards rushing, the fifth highest total in team history, while joining Otis Anderson as the only Cardinal running backs to record a season with 1,200+ yards; in the final game of the season (vs. StL) teamed with Larry Fitzgerald (178) and Kurt Warner (300) to become the first

trio to record at least 100-yards receiving, 100-yards rushing and 300-yards passing in the same game since 10/7/84 @ Dal when Neil Lomax (354), Roy Green (189) and Otis Anderson (110) achieved the feat; finished the 2007 season ranked fourth in the NFC in rushing ... with 92 yards on 26 carries and one touchdown in season opener @ SF (9/10), passed Eddie George (10,441) to rank 17th amongst all-time NFL rushing leaders with 10,477 yards ... registered 53rd career 100-yard game and fourth as a Cardinal rushing for the most yards (128) since joining Arizona in the home opener vs. Sea (9/16); James ran four times for 22 yards in the final two minutes to help set up a Neil Rackers 42-yard game winning field goal with one second remaining ... had season-long run of 27 yards @

Bal (9/23) and his 5.7 yards per rush average was his highest as a Cardinal ... hauled in 400th career recep-

*(Edgerrin James continued on page 122)*





*(Edgerrin James continued from page 121)*

tion vs. Pit (9/30) ... registered a 23-yard touchdown vs. Car (10/14), his longest as a Cardinal and longest since he recorded a 30-yard touchdown @ Ten (9/19/04) ... in his 120th career game, recorded 75th rushing touchdown of career and went over 11,000 career rushing yards @ TB (11/4) ... registered one touchdown @ Cin (11/18) ... recorded fifth 100-yard rushing game as a Cardinal and 54th of career with 114 yards on 24 carries vs. Cle (12/2); passed O.J. Simpson (11,236) and Corey Dillon (11,241) to move up to 14th on the NFL all-time rushing list ... passed John Riggins to move into 13th place on the NFL's all-time rushing list with 11,353 yards @ Sea (12/9) ... hauled in 11-yard reception while rushing for 84 yards on 16 carries @ NO (12/16) to give him 1,052 yards on the season; marked seventh 1,000-yard season of his career and his second straight as a Cardinal; joined Ottis Anderson (1979-81, 1983-84) as the only Cardinal running backs to record multiple 1,000-yard seasons ... registered 55th 100-yard rushing game of career, third of the season and sixth as a Cardinal with 102 yards on 24 carries with one touchdown while also recording a 26-yard reception (longest as a Cardinal) vs. StL (12/30); James' teams

are now 49-6 in games he rushes for 100+ yards (6-0 with Arizona).

**2006:** Started all 16 games in his first year in Arizona, becoming the first Cardinal back to rush for 1,000+ yards in a season since Adrian Murrell in 1998 ... in his Cardinal debut ran for 73 yards, including a one-yard TD in the season opener vs. SF (9/10) ... led the team in receptions with five for 31 yards while rushing for 41 yards @ Atl (10/1), marking his 100th career game ... tied the franchise record for carries in a game when he rushed 36 times for 55 yards and caught one pass for seven yards in the Monday Night contest vs. Chi (10/16) ... rushed 24 times for 84 yards and his third touchdown of the season while catching three passes for 25 yards @ GB (10/29) putting him over 3,000 career receiving yards ... recorded his first 100-yard game as a Cardinal and the 50th of his career @ StL (12/3) when he rushed for 115 yards on 26 carries... became the third fastest player in NFL history (108 games) to reach 50 100-yard games and became the Cardinals first 100-yard rusher since Nov. 24, 2004 when Emmitt Smith rushed for 106 yards vs. Seattle; reached 10,000 career rushing yards ... became the

## GAINING GROUND

In 2006, James moved in the Top 20 on the NFL's all-time rushing list. He made another significant jump in 2007, moving from 18th to 13th on the list.

James began the 2007 season in 18th place but it didn't take long for him to get to 17th on the list, as he only needed 65 yards to pass both Eddie George and Tiki Barber. Against Seattle in week 14, James moved past John Riggins into the 13th spot, where he stands now with 11,607 career yards.

With another 1,000-yard season, James would move past legendary Jim Brown into eighth place on the list.

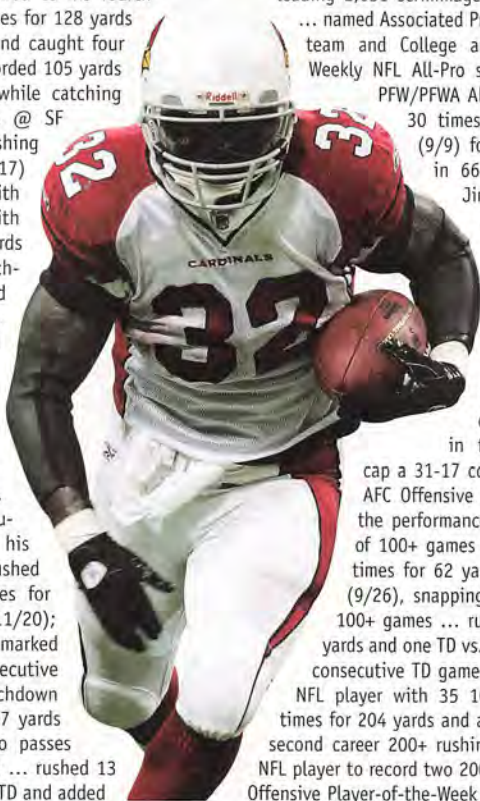
### All-Time NFL Rushing Leaders:

Rk	Player	Yrs/NFL	Yds.	Yds. to Pass
1	Emmitt Smith	15	18,355	6,749
2	Walter Payton	13	16,726	5,120
3	Barry Sanders	10	15,269	3,663
4	Curtis Martin	12	14,101	2,495
5	Jerome Bettis	13	13,662	2,056
6	Eric Dickerson	11	13,259	1,653
7	Tony Dorsett	12	12,739	1,133
8	Jim Brown	9	12,312	706
9	Marshall Faulk	13	12,279	673
10	Marcus Allen	16	12,243	637
11	Franco Harris	13	12,120	514
12	Thurman Thomas	13	12,074	468
<b>13</b>	<b>EDGERRIN JAMES*</b>	<b>9</b>	<b>11,607</b>	-
14	John Riggins	14	11,352	-
15	Corey Dillon	10	11,241	-
16	O.J. Simpson	11	11,236	-
17	Fred Taylor*	10	10,715	-
18	Ricky Watters	11	10,643	-
19	LaDainian Tomlinson*	7	10,487	-
20	Tiki Barber	10	10,449	-

\* Denotes active players

first Cardinals rusher since Marcel Shipp in 2003 to record consecutive 100-yard games when he carried 26 times for 115 yards and a TD vs. Sea (12/10) ... rushed 29 times for 105 yards @ SF (12/24); his third 100-yard rushing game of the season gives him the first Cardinals back to record a 1,000-yard rushing season since Adrian Murrell in 1998.

**2005:** Started the season's first 15 games and was inactive for the regular season finale vs. Ari (1/1) ... finished the season fifth in NFL rushing, second in the AFC ... named to his fourth Pro Bowl ... rushed 27 times for 128 yards and a TD vs. Jax (9/18) and caught four passes for 39 yards ... recorded 105 yards on 21 carries and a TD while catching four passes for 42 yards @ SF (10/9) ... scored three rushing touchdowns vs. StL (10/17) and finished the day with 143 yards on 23 carries with three receptions for 16 yards ... rushed for two touchdowns @ Hou (10/23) and finished with 139 yards on 21 carries ... named AFC Offensive-Player-of-the-Month for October ... rushed for 122 yards on 26 carries and added three receptions for 26 yards vs. Hou (11/13) ... recording his fifth consecutive 100+ yard game tied his own franchise record ... rushed for 89 yards on 24 carries for two touchdowns @ Cin (11/20); touchdown in Cincinnati marked his career-best sixth consecutive game with a rushing touchdown ... rushed 28 times for 107 yards and a TD and caught two passes for 17 yards vs. Ten (12/4) ... rushed 13 times for 25 yards and one TD and added



two receptions for 20 yards vs. SD (12/18) to set a new Colts franchise record for career touchdowns (64) ... deactivated vs. Ari (1/1) in preparation for the postseason ... rushed 13 times for 56 yards and one touchdown in the postseason vs. Pit (1/15).

**2004:** Started 16 games for Indianapolis and earned his third Pro Bowl selection while producing one of his finest career seasons with 334 rushing attempts for 1,548 yards and nine TDs ... also recorded 51 receptions for 483 yards for conference-leading 2,031 scrimmage yards on 385 touches ... named Associated Press NFL All-Pro second-team and College and Pro Football News Weekly NFL All-Pro second-team choice ... PFW/PFWA All-AFC choice ... rushed 30 times for 142 yards @ NE (9/9) for his 33rd 100+ game in 66 career outings, tying Jim Brown for the second-most 100+ games in first 66 games of career (38, Eric Dickerson) ... ran 21 times for 124 yards and two touchdowns @ Ten (9/19), including touchdown rushes of four and 30 yards in the fourth quarter to cap a 31-17 comeback win ... named AFC Offensive Player-of-the-Week for the performance that extended streak of 100+ games to three ... rushed 21 times for 62 yards and one TD vs. GB (9/26), snapping streak of consecutive 100+ games ... rushed 32 times for 136 yards and one TD vs. Oak (10/10) to extend consecutive TD games to four; became 16th NFL player with 35 100+ games ... ran 23 times for 204 yards and a TD @ Chi (11/21) for second career 200+ rushing day, becoming 15th NFL player to record two 200+ games; received AFC Offensive Player-of-the-Week honors for effort; total

### JAMES NEAR THE TOP

James was the NFC's fourth leading rusher in 2007, rushing for 1,222 yards and seven touchdowns on 324 carries.

#### NFC Leading Rushers

Rank/Player	Att	Yds	Avg.	Long	TD
1. Adrian Peterson, Min.	238	1,341	5.6	73t	12
2. Brian Westbrook, Phi.	278	1,333	4.8	36	7
3. Clinton Portis, Was.	325	1,262	3.9	32	11
4. <b>EDGERRIN JAMES, AZ</b>	<b>324</b>	<b>1,222</b>	<b>3.8</b>	<b>27</b>	<b>7</b>
5. Frank Gore, SF	260	1,102	4.2	54	5

Combining James' 324 rushing attempts in 2007 with his 2006 total of 337, he recorded the most carries over a two-year span in franchise history (661).

*(Edgerrin James continued on page 124)*

(Edgerrin James continued from page 123)

put James over 1,000-yard mark for fourth 1,000+ season, tying the Colts club record (four, Faulk) ... extended streak of 100+ games to four after rushing 28 times for 104 yards @ Hou (12/12), his second career four-game streak (games 7-10 of 1999); also caught seven passes for 54 yards, giving him 158 yards from scrimmage; became only the third player in franchise history to surpass 10,000 career scrimmage yards.

**2003:** Started 13 games for the Colts ... missed @ NO (9/28), @ TB (10/6) and vs. Car (10/12) with a back injury ... recorded 1,551 scrimmage yards on 361 touches ... rushed 15 times for 67 yards @ Cle (9/7) ... rushed 30 times for 120 yards and one TD vs. Ten (9/14) ... rushed 27 times for 76 yards vs. Jax (9/21), moving past Lenny



Moore (5,174) into fourth-place in Colts career rushing but suffered a back injury that forced him to miss three games ... was 23 for 104 rushing vs. Hou (10/26), moving past Eric Dickerson (5,194) into third-place in Colts career rushing ... rushed 26 times for 89 yards and a TD @ Mia (11/2), moving past Marshall Faulk (5,320) into second-place in Colts career rushing ... rushed 15 times for 44 yards and caught six passes for 26 yards @ Jax (11/9) ... was 36 for 127 rushing with three TDs and caught six passes for 33 yards for 160 scrimmage yards vs. NYJ (11/16), moving past Lydell Mitchell (5,487) as Colts' all-time rushing leader ... also tied club record with 42 touches (42, Mitchell at NYJ 10/20/74) while notching fourth career three-TD rushing game ... ran 28 times for 108 yards with two TDs rushing @ Buf (11/23), including touchdown rushes from 14 and 1 yards in the fourth-quarter to

## 1,000+ RUSHERS IN FIRST TWO SEASONS

James is one of just 21 RBs in NFL history to begin his career with consecutive 1,000+ seasons. Here is a look at the players with 1,000+ rushing yards in each of their first two seasons:

Player	Team	Years	1st Season		2nd Season		Total
			Att.	Yards	Att.	Yards	
Eric Dickerson	LA Rams	1983-84	390	1,808	379	2,105	3,913
<b>EDGERRIN JAMES</b>	<b>COLTS</b>	<b>1999-00</b>	<b>369</b>	<b>1,553</b>	<b>387</b>	<b>1,709</b>	<b>3,262</b>
Earl Campbell	Houston	1978-79	302	1,450	368	1,697	3,147
Clinton Portis	Denver	2002-03	273	1,508	290	1,591	3,099
Ottis Anderson	STL Cards	1979-80	331	1,605	301	1,352	2,957
LaDainian Tomlinson	San Diego	2001-02	339	1,236	372	1,683	2,919
Barry Sanders	Detroit	1989-90	280	1,470	255	1,304	2,774
Eddie George	Hou./Tenn.	1996-97	335	1,368	357	1,399	2,767
Billy Sims	Detroit	1980-81	313	1,303	296	1,437	2,740
Terrell Davis	Denver	1995-96	237	1,117	345	1,538	2,655
Curtis Martin	NE	1995-96	368	1,487	316	1,152	2,639
Jerome Bettis	LA Rams	1993-94	294	1,429	319	1,025	2,454
Marshall Faulk	Colts	1994-95	314	1,282	289	1,078	2,360
Bobby Humphrey	Denver	1989-90	294	1,151	288	1,202	2,353
Tony Dorsett	Dallas	1977-78	208	1,007	290	1,325	2,332
William Andrews	Atlanta	1979-80	239	1,023	265	1,308	2,331
Joe Cribbs	Buffalo	1980-81	306	1,185	257	1,097	2,282
Corey Dillon	Cincinnati	1997-98	233	1,129	262	1,130	2,259
Domanick Davis	Houston	2003-04	238	1,031	302	1,188	2,219
Errict Rhett	Tampa Bay	1994-95	284	1,011	332	1,207	2,218
John Brockington	Green Bay	1971-72	216	1,105	274	1,027	2,132

## THE PLAYERS

cap the comeback in 17-14 win ... rushed 28 times for 97 yards with two TDs (2, 5) @ Ten (12/7) for 10th career multiple-TD rushing game ... notched 42 yards on 10 attempts vs. Den (12/21) ... was 27 for 171 rushing with one TD and caught five passes for 35 yards @ Hou (12/28) for 32nd career 100+ game ... produced third career 1,000+ rushing season and 4th 1,000+ scrimmage yards season ... had third career 10+ touchdown season (13, 1999; 13, 2000; 11, 2003) ... in the postseason started vs. Den (1/4) and rushed 17 times for 78 yards and caught five passes for 37 yards ... rushed 26 times for 125 yards and two TDs (11t, 1t) and had one reception for 16 yards @ KC (1/11) for second career 100+ playoff game, fifth in club history and second-highest total (147, Zack Crockett at San Diego 12/31/95) ... @ NE (1/18) rushed 17 times for 78 yards and one TD while catching two passes for 13 yards.

**2002:** Returned from reconstructive knee surgery and battled two ankle injuries, a rib cartilage injury and a hamstring injury to start 14 games and rush 277 times for 989 yards and two TDs, while also recording 61 catches for 354 yards and one TD for 1,343 scrimmage yards ... missed starts vs. Ten (11/3) and @ Phi (11/10) due to hamstring injury and played at less than full strength for the rest of the season ... rushed 26 times for 99 yards @ Jax (9/8); had produced 100+ outings in every season opener ... rushed for 138 yards on 30 carries and caught eight passes for 82 yards vs. Mia (9/15), giving him his 25th 100+ game of his career, breaking Dickerson's club record (it was 25th 100+ game in 40 career outings, the most in that span in NFL history) ... @ Pit (10/21) rushed 20 times for 62 yards while catching 11 passes for 82 yards; recep-

tion total marked career-high ... totaled 24 rushes for 106 yards vs. Dal (11/17).

**2001:** Rushed 151 times for 662 yards and three TDs and caught 24 passes for 193 yards for 855 scrimmage yards while starting the first six games before suffering a knee injury @ KC (10/25) which ended his season ... was inactive for three games before spending final seven games on injured reserve ... the knee injury ended a string of 38 consecutive starts ... totaled five 100+ rushing games in six appearances ... rushed 28 times for 135 yards and two TDs @ NYJ (9/9) ... rushed 23 times for 111 yards and one TD vs. Buf (9/23) to set Colts club record for five consecutive games with 100+ rushing yards (topped 100+ yards in final three games of 2000 season) ... the five-game streak broke the previous club record of four he shared with Dickerson (Dickerson, G8-11, 1987; James, G7-10, 1999) ... rushed 17 times for 55 yards @ NE (9/30) to snap five-game 100+ streak ... ran 26 times for 116 yards and caught six passes for 51 yards vs. Oak (10/14) ... recorded 30 carries for 143 yards and four receptions for 34 yards vs. NE (10/21) ... ran 27 times for 102 yards @ KC (10/25), his 24th 100+ game, prior to fourth-quarter injury.

**2000:** Continued where he left off in 1999 by totaling 387 rushing attempts for 1,709 and 13 TDs while adding 63 receptions for 594 and five TDs ... 1,709 rushing yards set Colts' franchise record, surpassing Dickerson's 1,659 yards in 1988 ... became only 11th NFL player to win consecutive rushing titles and only third Colt to win a rushing title (Alan Ameche, 1955; Dickerson, 1988; James, 1999) ... became only fifth NFL player to win rushing title in each of first two season (Dickerson, LA Rams,

## REPEAT SUCCESS

With 1,222 yards rushing on the season, James ended 2007 with the fifth highest rushing total in franchise history.

He joined Ottis Anderson as the only Cardinal running backs to record a season with 1,200+ yards rushing and the two are the only ones with back-to-back 1,000-yard seasons.

### Top Season-Total Rushing Yards

Player (Year)	Yards
Ottis Anderson (1979)	1,605
Ottis Anderson (1981)	1,376
Ottis Anderson (1980)	1,352
Ottis Anderson (1983)	1,270
<b>EDGERRIN JAMES (2007)</b>	<b>1,222</b>
Ottis Anderson (1984)	1,174
<b>EDGERRIN JAMES (2006)</b>	<b>1,159</b>
Jim Otis (1975)	1,076
John David Crow (1960)	1,071
Garrison Hearst (1995)	1,070
Adrian Murrell (1998)	1,042
Ronald Moore (1993)	1,018
Stump Mitchell (1985)	1,006



(Edgerrin James continued on page 126)

*(Edgerrin James continued from page 125)*

1983-84; Earl Campbell, Houston, 1978-79; Jim Brown, Cleveland, 1957-58; Bill Paschal, NY Giants, 1943-44) ... totaled single-season franchise record and NFL best 2,303 total yards, then joining Walter Payton (3 cons.), Dickerson (2), Thurman Thomas (2), Terrell Davis (2), and Faulk (2) as only NFL players with consecutive 2,000 yards from scrimmage seasons ... ranked first in NFL rushing yards, first in NFL total yards, first in NFL "touches", second in NFL attempts, tied for third in AFC rushing TDs, tied for fourth in NFL, first in AFC scoring (non-kickers), second in NFL ... posted nine 100+ rushing games ... 18 total TDs ranked as second-highest seasonal total in club history (20, Moore, 1964) ... had rushing TDs in nine different games for second consecutive season ... James' 450 "touches" ranked first in Colts history (424, Dickerson, 1988) and first in NFL for second consecutive season ... had eight 30+ "touch" games ... had club single-season record of 15 100+ yds/scrimmage games ... had 12 consecutive 100+ yds/scrim. games, second-longest streak in Colts history (16, Mitchell, 1975-76) ... set club single-season record with seven 150+ yds/scrim. games, surpassing Faulk (6, 1998) ... accounted for 37.5% of Colts' net yards (2,303-6,141) ... led or tied for game-high receptions in five different games ... recorded seven 60+-yard quarters ... James (18) and Harrison (14) combined for more TDs (32) than 13 NFL teams in 2000 ... James (2,303) and Harrison (1,413) combined for 3,716 yards (232.2 ypg.), ranking fourth among NFL's tandems for most single-season yards from scrimmage ... set franchise record for rushing yards @ Sea (10/15) with 38 rushes for 219 yards and three TDs and earned AFC Offensive Player-of-the-Week honors ... had career-best 38 attempts, then the second-most attempts in club history (40,

## PLAYERS WITH BACK-TO-BACK NFL RUSHING TITLES

Bill Paschal, NY Giants	1943-44
Steve Van Buren, Philadelphia	1947-49
Joe Perry, San Francisco	1953-54
Jim Brown, Cleveland	1957-61; 63-65
Jim Nance, Boston	1966-67
O.J. Simpson, Buffalo	1972-73, 75-76
Earl Campbell, Houston	1978-80
Eric Dickerson, LA Rams	1983-84
Emmitt Smith, Dallas	1991-93
Barry Sanders, Detroit	1996-97
<b>EDGERRIN JAMES, COLTS</b>	<b>1999-00</b>
LaDainian Tomlinson, Chargers	2006-07

Mitchell, at NYJ, 10/20/74) ... became only player in Colts franchise history to top 200 yards rushing ... had one TD rushing and one TD receiving vs. Oak (9/10) ... rushed 31 times for 139 yards and one TD vs. Det (10/29), his third consecutive 100+ rushing game ... named AFC Offensive Player-of-the-Month for October ... eclipsed 1,000 rushing yards with 31 rushes for 131 yards and one TD vs. NYJ (11/12), becoming the first Colt since McCauley (1977, G1-5) to score a TD in five consecutive games ... rushed for 111 yards and three TDs with three receptions for 21 yards vs. Buf (12/11); play vs. Buffalo earned him AFC Offensive Player-of-the-Week honors.

**1999:** Produced one of the finest seasons in NFL history by a rookie RB with 369 carries for 1,553 yards and 13 TDs and 62 receptions for 586 yards and four TDs for 2,139 yards from scrimmage ... became 13th rookie to win NFL rushing title ... ranked first in NFL rushing attempts, first in NFL yards, tied for first in AFC rushing TDs, tied for second in NFL, first in AFC total TDs, tied for first in NFL, first in AFC yards from

## JAMES HOLDS EDGE OVER ACTIVE RUSHERS

James continues to etch his name in the record books. The four-time Pro Bowler finished the 2007 season ranked 13th on the all time rushing list and leads all active rushers with 11,607 yards rushing.

James is the only active rusher to surpass the 11,000-yard mark. The next closest active rusher, Fred Taylor, trails James by 892 yards and passed the 10,000-yard mark in week 10 against Tennessee. Warrick Dunn and LaDainian Tomlinson also joined the 10,000-yard club last season.

### Top Active Rushers

	Player	Yrs.	Att.	Yards	TD
1.	<b>EDGERRIN JAMES, ARI.</b>	<b>9</b>	<b>2,849</b>	<b>11,607</b>	<b>77</b>
2.	Fred Taylor, Jax.	10	2,285	10,715	61
3.	LaDainian Tomlinson, S.D.	7	2,365	10,650	115
4.	Warrick Dunn, TB	11	2,483	10,181	47
5.	Shaun Alexander, TBA	8	2,176	9,429	100
6.	Jamal Lewis, Cle	7	2,120	9,105	54
7.	Ahman Green, Hou	10	1,941	8,751	56
8.	Clinton Portis, Was.	6	1,710	7,715	63
9.	Ricky Williams, Mia	7	1,763	7,112	47
10.	Thomas Jones, NYJ	8	1,659	6,503	35

scrimmage, second in NFL ... set Colts single-season and NFL rookie records with 10 100+ rushing games ... prior NFL rookie record was nine (Ottis Anderson, St. Louis, 1979; George Rogers, New Orleans; Eric Dickerson, LA Rams; Curtis Martin, New England, 1995) ... topped all NFL RBs with 10 100+ rushing games ... James (games 7-10) tied the then club record with four consecutive 100+ games (Dickerson, games 8 11, 1987) ... 369 rushing attempts ranked third-most in NFL history for rookies (390, Dickerson, Rams, 1983; 378, Rogers, N.O., 1981) ... 369 attempts rank as highest rookie total in club history ... 97.1 rushing yds/game average ranked fifth-best in NFL history for NFL rookies ... had seven 60+-yard rushing quarters and two 100+ halves (128-19 @ Phi, 1st; 104-11, @ Mia, 1st) ... 2,139 yards from scrimmage ranked second-best in NFL history by a rookie (2,212, Dickerson, Rams, 1983) ... accounted for 37.4% of Colts' net yards (2,139-5,726) ... had 133.69 yds/scrimmage avg., only second 130+ such avg. among NFL rookies (138.25, Dickerson, Rams, 1983) ... had nine consecutive 100+ yds/ scrim. games ... rushed 26 times for 112 yards with one TD rushing vs. Buf (9/12) ... rushed 32 times for 118 yards and one TD rushing @ NE (9/19) to join Ameche and Faulk as only Colts with consecutive 100+ games to start a career; became only the eighth NFL RB to debut a career with cons. 100+ outings; 32 rushes at New England set Colts rookie single-game

record and marked first 30+ attempt game by a Colt since Dickerson at NE 12/6/92 ... had touchdown rushes of one yard vs. Buf and @ NE, joining Ameche as only Colt rookie RBs to open a career with consecutive games with TD rush ... rushed 26 times for 52 yards and 2 TDs rushing vs. Cin (10/24) to produce 1st multiple TD rushing game of career ... totaled 27 carries for 117 yards and 1 TD rushing along with 7 receptions for 92 yards vs. Dal for 209 yds/scrim., earning AFC Offensive Player-of-the-Week honors; became only 6th Colt to rush for 80+ yards and total 80+ receiving yards in the same game ... had 109 rushing yards on 20 carries and seven receptions for 90 yards with one TD receiving vs. KC (11/7); snared his first career TD pass (30t) and produced 199 yds/ scrim ... rushed 22 times for 152 yards and 2 TDs and had 5 receptions for 47 yards and one TD receiving giving him 199 yds/scrim. @ Phi (11/21) for 4th cons. 150+ game; earned AFC Offensive Player-of-the-Week honors for game at Philadelphia ... four consecutive games vs. KC, Dal, @ Phi and @ NYJ produced 209, 199, 180 and 199 yds/scrim., the best four-game total in Colts history ... had 72-yard burst @ NYG, the longest non-scoring run in club history was the longest rush in Colts' Indy era ... became fourth Colts rookie ever with three TDs in a game with effort at Eagles ... surpassed 1,000+ rushing yards at Philadelphia, then the 37th 1,000+ rushing season by a NFL rookie, while he was youngest rookie ever to do

**EDGE'S 100-YARD GAMES**

James had his best day as a Cardinal in week two of the 2007 season vs. Seattle, rushing for 128 yards and a touchdown on 24 carries. James' 128 yards were the highest total by a Cardinal running back since Marcel Shipp ran for 141 yards vs. Cincinnati on 11/2/03.

James tacked on two more 100-yard games in 2007, rushing for 114 yards on 24 carries in the week 13 win vs. Cleveland and 102 yards and a touchdown on 24 carries in the win over St. Louis in the season finale.

The 102-yard game vs. St. Louis was James' 55th 100-yard rushing game of his career and third of the season. It was James' sixth 100-yard rushing game with the team and the Cardinals improved to 6-0 when he rushes for 100+ yards in a game (3-0 in 2007).

**100-Yard Rushing Games with Arizona**

Yds	Game	Stats
102	12/30/07 vs. StL (W, 48-19)	24 rushes, 1 TD
114	12/2/07 vs. Cle (W, 27-21)	24 rushes
128	9/16/07 vs. Sea (W, 23-20)	24 rushes, 1 TD
105	12/24/06 at SF (W, 26-20)	29 rushes
115	12/10/06 vs. Sea (W, 27-21)	26 rushes, 1 TD
115	12/2/06 at StL (W, 34-20)	26 rushes

- In each of the 100-yard games in 2007, James rushed 24 times and each game was at home.
- Five of the six 100-yard rushing games for James as a Cardinal came in December.
- Five of the six games were against NFC West foes, with the lone exception being the 2007 contest vs. Cleveland.



*(Edgerrin James continued on page 128)*



*(Edgerrin James continued from page 127)*

so (James was 21 years, 2 months, 20 days, 18 days younger than Barry Sanders, who had his first 1,000+ season in 1989 and hit that yardage mark at age 21 years, 4 months, 7 days) ... rushed 20 times for 101 yards while catching two passes for eight yards and a TD vs. NE (12/11) for ninth 100+ rushing game ... rushed 28 times for 103 yards and three TDs on the ground @ Cle (12/26) ... three rushing TDs tied Faulk's club rookie record (vs. Hou. 9/4/94) while it was one shy of club mark of Dickerson (4 vs. Den. 10/31/88) ... earned NFL Offensive Rookie-of-the-Month for September for three-game totals, the first Indianapolis Colts rookie to win the monthly honor ... was named AFC Offensive Player-of-the-Month for November and NFL Offensive Rookie-of-the-Month for November, marking first time in league history one player won both honors and was first rookie to win a conference's Offensive Player-of-the-Month since the award was instituted in 1988.

**College:**

Two-year starter at Miami ... finished Hurricane career ranked second all-time on Miami's career rushing list ... only player in school history to post consecutive 1,000+ rushing seasons ... ranked second in school history with 497- 2,960 rushing despite

starting only 17 games ... 35 total touchdowns tied Miami record of FB Steve McGuire (1989-92) ... ranked first in school history with 14 100+ rushing games ... had 12 multi-TD career games ... started 11 games as junior ... established school season records in yards and TDs with 242-1,416, 17 TDs, surpassing RB Ottis Anderson (224-1,266, 14 TDs; 1978) ... rushed for 17 touchdowns to shatter 60-year old school record set by RB Eddie Dunn (14) in 1938 ... 1,671 all-purpose yards ranked behind Anderson's 1,708 (1978) ... scored 114 points, surpassing previous Miami seasonal record of 107 by K Carlos Huerta in 1988 ... broke own school and conference single game rushing records vs. UCLA with 39 attempts for 299 yards and three TDs ... 39 carries tied school record and broke league mark ... played in 10 games as sophomore with six starts ... led Miami in rushing with 184 attempts for 1,098 yards (6.0 avg.) and 13 TDs ... broke previous school season-record of 12 TDs by Ferguson (1995) and RB James Stewart (1994) ... recorded 15 receptions for 172 yards and two TDs ... eclipsed 100-yard mark in five games, the second-highest seasonal total in UM history ... amassed team high 1,383 all-purpose yards (138.3 ypg) ... totaled 33 attempts for 271 yards and three TDs vs. Boston College ... rushing total established new Big East and Miami records ... AP All-Big East first-team ... Football News All-Big East ... The Sports Network Sophomore All-America team ... Football News honorable mention All-America ... slated to be redshirted as freshman, but was forced into action when injuries depleted the Hurricane running corps ... saw action in seven games ... established UM freshman rushing record with 71 attempts for 446 yards and two TDs ... recorded six receptions for 90 yards ... became first true freshman since 1987 to eclipse 100+ mark after totaling 105 yards against Temple.

**THE CENTURY MARK**

In 128 career games, James has rushed for 100 yards 55 times. He became the third-fastest player to reach 50 career 100-yard games, hitting the milestone in 108 games, behind Hall of Famers Eric Dickerson and Jim Brown.

Here's a list of the all-time fastest players to reach 50 100-yard games.

Player	Games to reach 50
Eric Dickerson	83
Jim Brown	102
<b>EDGERRIN JAMES</b>	<b>108</b>
Barry Sanders	114
Walter Payton	117
Emmitt Smith	129

Only seven players have rushed for more than 50 100-yard games in the history of the NFL.

Player	100-Yard Games
Emmitt Smith	78
Walter Payton	77
Barry Sanders	76
Eric Dickerson	64
Jerome Bettis	61
Jim Brown	58
Curtis Martin	57
<b>EDGERRIN JAMES</b>	<b>55</b>

**Personal:**

Full name is Edgerrin Tyree James ... born in Immokalee, FL ... attended Immokalee High School ... named Parade All-American ... also played linebacker and handled kickoff/field goal duties ... hosted the first-ever Edgerrin James Charity Basketball Classic in Immokalee, FL, in 2001, which included more than 20 NFL players ... the proceeds went to Immokalee (FL) High School and the Edgerrin James Foundation ... donated \$250,000 to University of Miami athletics department in 2000, the largest donation by a former athlete ... in the spring of 2005, purchased state championship rings for all of the players, coaches and cheerleaders involved with the football team at his former high school and donated \$100,000 to the school ... high school jersey number (5) was retired ... resides in Miami, FL.

## JAMES CAREER STATS

Year	Team	GP/GS	No.	Rushing				Receiving				
				Yds	Avg	LG	TD	No.	Yds	Avg	LG	TD
1999	Ind	16/16	369	1,553	4.2	72	13	62	586	9.5	54	4
2000	Ind	16/16	387	1,709	4.4	30	13	63	594	9.4	60	5
2001	Ind	6/6	151	662	4.4	29t	3	24	193	8.0	27	0
2002	Ind	14/14	277	989	3.6	20	2	61	354	5.8	23	1
2003	Ind	13/13	310	1,259	4.1	43	11	51	292	5.7	17	0
2004	Ind	16/16	334	1,548	4.6	40	9	51	483	9.5	56	0
2005	Ind	15/15	360	1,506	4.2	33	13	44	337	7.7	20	1
2006	Ariz	16/16	337	1,159	3.4	18	6	38	217	5.7	14	0
2007	Ariz	16/16	324	1,222	3.8	27	7	24	204	8.5	26	0
<b>Total</b>		<b>128/128</b>	<b>2,849</b>	<b>11,607</b>	<b>4.1</b>	<b>72</b>	<b>77</b>	<b>418</b>	<b>3,260</b>	<b>7.8</b>	<b>60</b>	<b>11</b>

## Single Game Highs:

**Yards Rushing:** 219 @ Seattle, 10/15/00; **Rushing Attempts:** 38 @ Seattle, 10/15/00; **Longest Run:** 72 @ New York Giants, 11/14/99; **TDs Rushing:** 3, five times, last vs. St. Louis, 10/17/05; **Yards Receiving:** 92 vs. Dallas, 10/31/99; **Receptions:** 11 @ Pittsburgh, 10/21/02; **Longest Reception:** 60 vs. Jacksonville, 9/25/00; **TDs Receiving:** 1, 11 times, last @ Tennessee, 10/2/05.

## JAMES POSTSEASON STATS

Year	Team	GP/GS	No.	Rushing				Receiving				
				Yds	Avg	LG	TD	No.	Yds	Avg	LG	TD
1999	Ind	1/1	20	56	2.8	14	0	1	8	8.0	8	0
2000	Ind	1/1	21	107	5.1	34	0	3	33	11.0	13	0
2002	Ind	1/1	9	14	1.6	8	0	2	9	4.5	5	0
2003	Ind	3/3	62	281	4.5	18	3	8	66	8.3	16	0
2004	Ind	2/2	32	102	3.2	11	1	9	80	8.9	16	0
2005	Ind	1/1	13	56	4.3	15	1	5	26	5.2	8	0
<b>Total</b>		<b>9/9</b>	<b>157</b>	<b>616</b>	<b>3.9</b>	<b>34</b>	<b>5</b>	<b>28</b>	<b>222</b>	<b>7.9</b>	<b>16</b>	<b>0</b>

## Single Game Highs:

**Yards Rushing:** 125 @ Kansas City, 1/11/04; **Rushing Attempts:** 26 @ Kansas City, 1/11/04; **Longest Run:** 34 @ Miami, 12/30/00; **TDs Rushing:** 2 @ Kansas City, 1/11/04; **Yards Receiving:** 69 @ New England, 1/16/05; **Receptions:** 7 @ New England, 1/16/05; **Longest Reception:** 16 @ New England, 1/16/05.

## JAMES GAME-BY-GAME STATISTICS

2007

Date	Opp	GP/GS	Att	Rushing				Receiving				
				Yds	Avg	LG	TD (Dist.)	Rec	Yds	Avg	LG	TD (Dist.)
Sept. 10	@ SF	1/1	26	92	3.5	9	1 (7)	2	20	10.0	15	0
Sept. 16	SEA	1/1	24	128	5.3	17t	1 (17)	2	22	11.0	11	0
Sept. 23	@ Bal	1/1	10	57	5.7	27	0	1	10	10.0	10	0
Sept. 30	PIT	1/1	21	77	3.7	9	1 (2)	1	7	7.0	7	0
Oct. 7	@ StL	1/1	26	88	3.4	13	0	1	9	9.0	9	0
Oct. 14	CAR	1/1	21	78	3.7	23t	1 (23)	0	0	0.0	0	0
Oct. 21	@ Was	1/1	27	83	3.1	16	0	0	0	0.0	0	0
Nov. 4	@ TB	1/1	9	15	1.7	3t	1 (3)	0	0	0.0	0	0
Nov. 11	DET	1/1	18	60	3.3	7	0	3	18	6.0	9	0
Nov. 18	@ Cin	1/1	22	52	2.4	7	1 (3)	1	9	9.0	9	0
Nov. 25	SF	1/1	17	78	4.6	9	0	2	11	5.5	8	0
Dec. 2	CLE	1/1	24	114	4.8	16	0	0	0	0.0	0	0
Dec. 9	@ Sea	1/1	13	46	3.5	9	0	3	24	8.0	13	0
Dec. 16	@ NO	1/1	16	84	5.3	21	0	1	11	11.0	11	0
Dec. 23	ATL	1/1	26	68	3.0	9	0	4	29	7.3	16	0
Dec. 30	STL	1/1	24	102	4.3	25	1 (2)	3	34	11.3	26	0
<b>Total</b>		<b>16/16</b>	<b>324</b>	<b>1,222</b>	<b>3.8</b>	<b>27</b>	<b>7 (LG 23)</b>	<b>24</b>	<b>204</b>	<b>8.5</b>	<b>26</b>	<b>0</b>

(Edgerrin James continued on page 130)



(Edgerin James continued from page 129)

## JAMES GAME-BY-GAME STATISTICS

## 2006

Date	Opp	GP/GS	Att	Rushing				Receiving				
				Yds	Avg	LG	TD (Dist.)	Rec	Yds	Avg	LG	TD (Dist.)
Sept. 11	SF	1/1	26	73	2.8	10	1 (1)	3	13	4.3	6	0
Sept. 18	@ Sea	1/1	18	64	3.6	14	0	7	33	4.7	7	0
Sept. 25	STL	1/1	24	94	3.9	10	1 (6)	1	5	5.0	5	0
Oct. 2	@ Atl	1/1	20	41	2.1	8	0	5	31	6.2	11	0
Oct. 9	KC	1/1	24	71	3.0	12	0	6	44	7.3	14	0
Oct. 17	CHI	1/1	36	55	1.5	12	0	1	7	7.0	7	0
Oct. 23	@ Oak	1/1	13	34	2.6	9	0	1	4	4.0	4	0
Nov. 7	@ GB	1/1	24	84	3.5	9	1 (1)	3	25	8.3	12	0
Nov. 13	DAL	1/1	15	68	4.5	13	0	2	11	5.5	7	0
Nov. 20	DET	1/1	22	96	4.4	18	0	2	16	8.0	13	0
Nov. 28	@ Min	1/1	4	15	3.8	14	0	2	10	5.0	6	0
Dec. 4	@ StL	1/1	26	115	4.4	11	0	0	0	0.0	0	0
Dec. 11	SEA	1/1	26	115	4.4	17	1 (7)	2	6	3.0	5	0
Dec. 18	DEN	1/1	14	63	4.5	13	1 (4)	2	9	4.5	7	0
Dec. 24	@ SF	1/1	29	105	3.6	11	0	1	3	3.0	3	0
Jan. 1	@ SD	1/1	16	66	4.1	10	1 (8)	0	0	0.0	0	0
<b>Total</b>		<b>16/16</b>	<b>337</b>	<b>1,159</b>	<b>3.4</b>	<b>18</b>	<b>6 (LG 8)</b>	<b>38</b>	<b>217</b>	<b>7.7</b>	<b>14</b>	<b>0</b>

## 2005

Sept. 11	@ Bal	1/1	23	88	3.8	16	0	3	26	8.7	11	0
Sept. 18	JAX	1/1	27	128	4.7	14	0	4	39	9.8	15	0
Sept. 25	CLE	1/1	27	108	4.0	13	1 (2)	2	29	14.5	20	0
Oct. 2	@ Ten	1/1	21	90	4.3	10	0	2	12	6.0	8	1 (8)
Oct. 9	@ SF	1/1	21	105	5.0	33	1 (4)	4	42	10.5	16	0
Oct. 17	STL	1/1	23	143	6.2	21	3 (1, 8, 1)	3	16	5.3	8	0
Oct. 23	@ Hou	1/1	21	139	6.6	30	2 (1, 9)	1	8	8.0	8	0
Nov. 7	@ NE	1/1	34	104	3.1	9	1 (2)	3	9	3.0	6	0
Nov. 13	HOU	1/1	26	122	4.7	12	1 (5)	3	26	8.7	16	0
Nov. 20	@ Cin	1/1	24	89	3.7	12	2 (1, 2)	3	18	6.0	12	0
Nov. 28	PIT	1/1	29	124	4.3	10	0	0	0	0.0	0	0
Dec. 4	TEN	1/1	28	107	3.8	22	1 (2)	2	17	8.5	10	0
Dec. 11	@ Jax	1/1	30	93	3.1	20	0	9	61	6.8	12	0
Dec. 18	SD	1/1	13	25	1.9	13	1 (1)	2	20	10.0	13	0
Dec. 24	@ Sea	1/1	13	41	3.2	11	0	3	14	4.7	6	0
Jan. 1	ARZ			Inactive								
<b>Total</b>		<b>15/15</b>	<b>360</b>	<b>1,506</b>	<b>4.2</b>	<b>33</b>	<b>13 (LG 9)</b>	<b>44</b>	<b>337</b>	<b>7.7</b>	<b>20</b>	<b>1 (LG 8)</b>

## Playoffs

Jan. 15	PIT	1/1	13	56	4.3	15	1 (3)	5	26	5.2	8	0
<b>Total</b>		<b>1/1</b>	<b>13</b>	<b>56</b>	<b>4.3</b>	<b>15</b>	<b>1 (LG 3)</b>	<b>5</b>	<b>26</b>	<b>5.2</b>	<b>8</b>	<b>0</b>

## JAMES GAME-BY-GAME STATISTICS

## 2004

Date	Opp	GP/GS	Att	Rushing				Receiving				
				Yds	Avg	LG	TD (Dist.)	Rec	Yds	Avg	LG	TD (Dist.)
Sept. 9	@ NE	1/1	30	142	4.7	16	0	3	29	9.7	20	0
Sept. 19	@ Ten	1/1	21	124	5.9	30t	2 (4, 30)	2	3	1.5	6	0
Sept. 26	GB	1/1	21	62	3.0	8	1 (1)	1	17	17.0	17	0
Oct. 3	@ Jax	1/1	19	83	4.4	13	1 (3)	3	25	8.3	13	0
Oct. 10	OAK	1/1	32	136	4.3	17	1 (1)	2	19	9.5	12	0
Oct. 24	JAX	1/1	18	87	4.8	15	0	6	54	9.0	15	0
Oct. 31	@ KC	1/1	10	34	3.4	9	0	6	90	15.0	56	0
Nov. 8	MIN	1/1	26	123	4.7	15	0	5	56	11.2	17	0
Nov. 14	HOU	1/1	20	86	4.3	28	0	2	14	7.0	8	0
Nov. 21	@ Chi	1/1	23	204	8.9	40	1 (11)	1	11	11.0	11	0
Nov. 25	@ Det	1/1	23	105	4.6	17	0	3	16	5.3	13	0
Dec. 5	TEN	1/1	18	105	5.8	17	2 (4, 12)	4	31	7.8	11	0
Dec. 12	@ Hou	1/1	28	104	3.7	15	0	7	54	7.7	13	0
Dec. 19	BAL	1/1	22	69	3.1	16	1 (3)	1	23	23.0	23	0
Dec. 26	SD	1/1	22	86	3.9	11	0	5	41	8.2	11	0
Jan. 2	@ DEN	1/1	1	-2	-2.0	-2	0	0	0	0.0	0	0
<b>Total</b>		<b>16/16</b>	<b>334</b>	<b>1,548</b>	<b>4.6</b>	<b>40</b>	<b>9 (LG 30)</b>	<b>51</b>	<b>483</b>	<b>9.5</b>	<b>56</b>	<b>0</b>

## Playoffs

Jan. 9	Den	1/1	18	63	3.5	11	1 (1)	2	11	5.5	6	0
Jan. 16	@ NE	1/1	14	39	2.8	7	0	7	69	9.9	16	0
<b>Total</b>		<b>2/2</b>	<b>32</b>	<b>102</b>	<b>3.2</b>	<b>11</b>	<b>1 (LG 1)</b>	<b>9</b>	<b>80</b>	<b>8.9</b>	<b>16</b>	<b>0</b>

## 2003

Sept. 7	@ Cle	1/1	15	67	4.5	12	0	5	29	5.8	9	0
Sept. 14	TEN	1/1	30	120	4.0	19	1 (2)	2	9	4.5	5	0
Sept. 21	JAX	1/1	27	76	2.8	12	0	3	28	9.3	15	0
Sept. 28	@ NO			Inactive - Back								
Oct. 6	@ TB			Inactive - Back								
Oct. 12	CAR			Inactive - Back								
Oct. 26	HOU	1/1	23	104	4.5	13	0	1	5	5.0	5	0
Nov. 2	@ Mia	1/1	26	89	3.4	11	1 (1)	5	19	3.8	14	0
Nov. 9	@ Jax	1/1	15	44	2.9	8	0	6	26	4.3	9	0
Nov. 16	NYJ	1/1	36	127	3.5	16	3 (1, 4, 1)	6	33	5.5	12	0
Nov. 23	@ Buf	1/1	28	108	3.9	14t	2 (14, 1)	6	39	6.5	12	0
Nov. 30	NE	1/1	25	88	3.5	20	0	8	50	6.3	17	0
Dec. 7	@ Ten	1/1	28	97	3.5	13	2 (2, 5)	2	13	6.5	7	0
Dec. 14	ATL	1/1	20	126	6.3	43	0	2	6	3.0	4	0
Dec. 21	DEN	1/1	10	42	4.2	16t	1 (16)	0	0	0.0	0	0
Dec. 28	@ Hou	1/1	27	171	6.3	26	1 (6)	5	35	7.0	9	0
<b>Total</b>		<b>13/13</b>	<b>310</b>	<b>1,259</b>	<b>4.1</b>	<b>43</b>	<b>11 (LG 16)</b>	<b>51</b>	<b>292</b>	<b>5.7</b>	<b>17</b>	<b>0</b>

## Playoffs

Jan. 4	DEN	1/1	17	78	4.6	11	0	5	37	7.4	13	0
Jan. 11	@ KC	1/1	26	125	4.8	18	2 (11, 1)	1	16	16.0	16	0
Jan. 18	@ NE	1/1	19	78	4.1	12	1 (2)	2	13	6.5	8	0
<b>Total</b>		<b>3/3</b>	<b>62</b>	<b>281</b>	<b>4.5</b>	<b>18</b>	<b>3 (LG 11)</b>	<b>8</b>	<b>66</b>	<b>8.3</b>	<b>16</b>	<b>0</b>

(Edgerrin James continued on page 132)



(Edgerin James continued from page 131)

**JAMES GAME-BY-GAME STATISTICS**

**2002**

Date	Opp	GP/GS	Att	Rushing				TD (Dist.)	Receiving				
				Yds	Avg	LG	TD		Rec	Yds	Avg	LG	TD (Dist.)
Sept. 8	@ Jax	1/1	26	99	3.8	9	0	2	11	5.5	9	0	
Sept. 15	MIA	1/1	30	138	4.6	13	0	8	82	10.3	20	0	
Sept. 22	@ Hou	1/1	25	88	3.5	20	0	4	29	7.3	9	0	
Oct. 6	CIN	1/1	22	60	2.7	14	1 (3)	3	10	3.3	6	0	
Oct. 13	BAL	1/1	17	43	2.5	12	0	4	8	2.0	8	0	
Oct. 21	@ Pit	1/1	20	62	3.1	14	0	11	83	7.5	23	0	
Oct. 27	@ Was	1/1	14	33	2.4	12	0	5	14	2.8	7	1 (2)	
Nov. 3	TEN			Inactive - Hamstring									
Nov. 10	@ Phi			Inactive - Hamstring									
Nov. 17	DAL	1/1	24	106	4.4	18	0	4	6	1.5	3	0	
Nov. 24	@ Den	1/1	26	84	3.2	18	1 (2)	6	31	5.2	12	0	
Dec. 1	HOU	1/1	20	65	3.3	20	0	0	0	0.0	0	0	
Dec. 8	@ Ten	1/1	18	70	3.9	20	0	4	25	6.3	8	0	
Dec. 15	@ Cle	1/1	10	42	4.2	9	0	3	20	6.7	10	0	
Dec. 22	NYG	1/1	10	13	1.3	4	0	3	2	0.7	5	0	
Dec. 29	JAX	1/1	15	86	5.7	17	0	4	33	8.3	17	0	
<b>Total</b>		<b>14/14</b>	<b>277</b>	<b>989</b>	<b>3.6</b>	<b>20</b>	<b>2 (LG 3)</b>	<b>61</b>	<b>354</b>	<b>5.8</b>	<b>23</b>	<b>1 (2)</b>	

**Playoffs**

Jan. 4	@ NYJ	1/1	9	14	1.6	8	0	2	9	4.5	5	0
<b>Total</b>		<b>1/1</b>	<b>9</b>	<b>14</b>	<b>1.6</b>	<b>8</b>	<b>0</b>	<b>2</b>	<b>9</b>	<b>4.5</b>	<b>5</b>	<b>0</b>

**2001**

Sept. 9	@ NYJ	1/1	28	135	4.8	29t	2 (29, 1)	2	13	6.5	7	0
Sept. 23	BUF	1/1	23	111	4.8	23	1 (1)	4	48	12.0	23	0
Sept. 30	@ NE	1/1	17	55	3.2	9	0	6	38	6.3	14	0
Oct. 14	OAK	1/1	26	116	4.5	17	0	6	51	8.5	27	0
Oct. 21	NE	1/1	30	143	4.8	20	0	4	34	8.5	12	0
Oct. 28	@ KC	1/1	27	102	3.8	20	0	2	9	4.5	6	0
Nov. 4	@ Buf			Inactive - Knee								
Nov. 11	MIA			Inactive - Knee								
Nov. 18	@ NO			Inactive - Knee								
Nov. 25	SF			Injured Reserve - Knee								
Dec. 2	@ Bal			Injured Reserve - Knee								
Dec. 10	@ Mia			Injured Reserve - Knee								
Dec. 16	ATL			Injured Reserve - Knee								
Dec. 23	NYJ			Injured Reserve - Knee								
Dec. 30	@ StL			Injured Reserve - Knee								
Jan. 6	DEN			Injured Reserve - Knee								
<b>Total</b>		<b>6/6</b>	<b>151</b>	<b>662</b>	<b>4.4</b>	<b>29t</b>	<b>3 (LG 29)</b>	<b>24</b>	<b>193</b>	<b>8.0</b>	<b>27</b>	<b>0</b>

## JAMES GAME-BY-GAME STATISTICS

## 2000

Date	Opp	GP/GS	Att	Rushing				Receiving				
				Yds	Avg	LG	TD (Dist.)	Rec	Yds	Avg	LG	TD (Dist.)
Sept. 3	@ KC	1/1	28	124	4.4	30	1 (1)	6	40	6.7	27t	1 (27)
Sept. 10	OAK	1/1	18	91	5.1	15	1 (6)	6	36	6.0	12	1 (10)
Sept. 25	JAX	1/1	22	89	4.0	14t	1 (14)	2	65	32.5	60	0
Oct. 1	@ Buf	1/1	19	60	3.2	13	0	4	43	10.8	13	0
Oct. 8	@ NE	1/1	24	75	3.1	11	0	3	34	11.3	31	0
Oct. 15	@ Sea	1/1	38	219	5.8	26t 3	(26, 3, 2)	1	9	9.0	9	0
Oct. 22	NE	1/1	20	124	6.2	26	1 (3)	2	5	2.5	4	1 (1)
Oct. 29	DET	1/1	31	139	4.5	24t	1 (24)	2	24	12.0	18	0
Nov. 5	@ Chi	1/1	17	68	4.0	11	1 (1)	4	49	12.3	21t	1 (21)
Nov. 12	NYJ	1/1	31	131	4.2	20	1 (2)	5	24	4.8	7	0
Nov. 19	@ GB	1/1	17	71	4.2	16	0	7	66	9.4	18	0
Nov. 26	MIA	1/1	26	118	4.5	13	0	5	37	7.4	18	0
Dec. 3	@ NYJ	1/1	11	49	4.5	10	0	3	31	10.3	21	0
Dec. 11	BUF	1/1	27	111	4.1	13t 3	(1, 1, 13)	3	21	7.0	13	0
Dec. 17	@ Mia	1/1	32	112	3.5	15	0	5	31	6.2	11	0
Dec. 24	MIN	1/1	26	128	4.9	28	0	5	79	15.8	52t	1 (52)
<b>Total</b>		<b>16/16</b>	<b>387</b>	<b>1,709</b>	<b>4.4</b>	<b>30</b>	<b>13 (LG 26)</b>	<b>63</b>	<b>594</b>	<b>9.4</b>	<b>60</b>	<b>5 (LG 52)</b>

## Playoffs

Dec. 30	@ Mia	1/1	21	107	5.1	34	0	3	33	11.0	13	0
<b>Total</b>		<b>1/1</b>	<b>21</b>	<b>107</b>	<b>5.1</b>	<b>34</b>	<b>0</b>	<b>3</b>	<b>33</b>	<b>11.0</b>	<b>13</b>	<b>0</b>

## 1999

Sept. 12	BUF	1/1	26	112	4.3	40	1 (1)	4	14	3.5	11	0
Sept. 19	@ NE	1/1	32	118	3.7	12	1 (1)	1	9	9.0	9	0
Sept. 26	@ SD	1/1	17	46	2.7	12	0	3	36	12.0	14	0
Oct. 10	MIA	1/1	22	81	3.7	21	0	2	1	0.5	3	0
Oct. 17	@ NYJ	1/1	26	111	4.3	18	0	4	20	5.0	8	0
Oct. 24	CIN	1/1	26	52	2.0	7	2 (1, 2)	1	33	33.0	33	0
Oct. 31	DAL	1/1	27	117	4.3	37	1 (1)	7	92	13.1	54	0
Nov. 7	KC	1/1	20	109	5.5	27	0	7	90	12.9	30t	1 (30)
Nov. 14	@ NYG	1/1	16	108	6.8	72	0	5	72	14.4	33	0
Nov. 21	@ Phi	1/1	22	152	6.9	62t	2 (1, 62)	5	47	9.4	23	1 (17)
Nov. 28	NYJ	1/1	24	74	3.1	15	0	7	53	7.6	23	0
Dec. 5	@ Mia	1/1	23	130	5.7	41t	2 (41, 1)	3	1	0.3	7	0
Dec. 12	NE	1/1	20	101	5.1	14	0	2	8	4.0	6	1 (2)
Dec. 19	WAS	1/1	22	89	4.0	20	1 (2)	4	59	14.8	37t	1 (37)
Dec. 26	@ Cle	1/1	28	103	3.7	15	3 (1, 1, 2)	3	18	6.0	10	0
Jan. 2	@ Buf	1/1	18	50	2.8	15	0	4	33	8.3	10	0
<b>Total</b>		<b>16/16</b>	<b>369</b>	<b>1,553</b>	<b>4.2</b>	<b>72</b>	<b>13 (LG 62)</b>	<b>62</b>	<b>586</b>	<b>9.4</b>	<b>54</b>	<b>4 (LG 37)</b>

(Edgerrin James continued on page 134)

*(Edgerrin James continued from page 133)***EDGERRIN JAMES CAREER 100-YARD GAMES (55)**

<b>Yards</b>	<b>Opponent</b>	<b>Date</b>	<b>No.</b>	<b>Avg.</b>	<b>LG</b>	<b>TD</b>
219	at Seattle	10/15/00	38	5.8	26t	3
204	at Chicago	11/21/04	23	8.9	40t	1
171	at Houston	12/28/03	27	6.3	26t	1
152	at Philadelphia	11/21/99	22	6.9	62t	2
143	St. Louis	10/17/05	23	6.3	21	3
143	New England	10/21/01	30	4.8	20t	0
142	at New England	9/9/04	30	4.7	16t	0
139	at Houston	10/23/05	21	6.6	30	2
139	Detroit	10/29/00	31	4.5	24t	1
138	Miami	9/15/02	30	4.6	13t	0
136	Oakland	10/10/04	32	4.3	17t	1
135	at New York Jets	9/9/01	28	4.8	21t	2
131	New York Jets	11/12/00	31	4.2	20t	1
130	at Miami	12/5/99	23	5.7	41t	2
<b>128</b>	<b>Seattle</b>	<b>9/16/07</b>	<b>24</b>	<b>5.3</b>	<b>17t</b>	<b>1</b>
128	Jacksonville	9/18/05	27	4.7	14	0
128	Minnesota	12/24/00	26	4.9	28t	0
127	New York Jets	11/16/03	36	3.5	16t	3
126	Atlanta	12/14/03	20	6.3	43t	0
124	Pittsburgh	11/28/05	29	4.3	10	0
124	at Tennessee	9/19/04	21	5.9	30t	2
124	New England	10/22/00	20	6.2	26t	1
124	at Kansas City	9/3/00	28	4.4	30t	1
123	Minnesota	11/8/04	26	4.7	15t	0
122	Houston	11/13/05	26	4.7	12	1
120	Tennessee	9/14/03	30	4.0	19t	1
118	Miami	11/26/00	26	4.5	13t	0
118	at New England	9/19/99	32	3.7	12t	1
117	Dallas	10/31/99	27	4.3	37t	1
116	Oakland	10/14/01	26	4.5	17t	0
<b>115</b>	<b>at St. Louis</b>	<b>12/3/06</b>	<b>26</b>	<b>4.4</b>	<b>11</b>	<b>0</b>
<b>115</b>	<b>Seattle</b>	<b>12/10/06</b>	<b>26</b>	<b>4.4</b>	<b>17</b>	<b>1</b>
<b>114</b>	<b>Cleveland</b>	<b>12/2/07</b>	<b>24</b>	<b>4.8</b>	<b>16</b>	<b>0</b>
112	at Miami	12/17/00	32	3.5	15t	0
112	Buffalo	9/12/99	26	4.3	40t	1
111	Buffalo	9/23/01	23	4.8	23t	1
111	Buffalo	12/11/00	27	4.1	13t	3
111	at New York Jets	10/17/99	26	4.3	18t	0
109	Kansas City	11/7/99	20	5.5	27t	0
108	Cleveland	9/25/05	27	4.0	13	1
108	at Buffalo	11/23/03	28	3.9	14t	2
108	at New York Giants	11/14/99	16	6.8	72t	0
107	Tennessee	12/4/05	28	3.8	22	1
106	Dallas	11/17/02	24	4.4	18t	0
<b>105</b>	<b>at San Francisco</b>	<b>12/24/06</b>	<b>29</b>	<b>3.6</b>	<b>11</b>	<b>0</b>
105	San Francisco	10/9/05	21	5.0	33	1
105	Tennessee	12/5/04	18	5.8	17t	2
105	at Detroit	11/25/04	23	4.6	17t	0
104	at New England	11/7/05	34	3.1	9	1
104	at Houston	12/12/04	28	3.7	15t	0
104	Houston	10/26/03	23	4.5	13t	0
103	at Cleveland	12/26/99	28	3.7	15t	3
<b>102</b>	<b>St. Louis</b>	<b>12/20/07</b>	<b>24</b>	<b>4.3</b>	<b>25</b>	<b>1</b>
102	at Kansas City	10/25/01	27	3.8	20t	0
101	New England	12/12/99	20	5.1	14t	0

\*Bold represents 100-yard game as a member of the Cardinals

## JAMES GAME-BY-GAME VS. NFL

Team	Rushing						Receiving					Combined		
	G	Att	Yds	Avg	Lg	TD	Rec	Yds	Avg	Lg	TD	Yds	TD	W/L
Atlanta	3	66	235	3.6	43	0	11	66	6.0	16	0	301	0	2-1
Baltimore	4	72	257	3.6	27	1	9	67	7.4	23	0	324	1	3-1
Buffalo	6	141	552	3.9	40t	7	25	198	7.9	23	1	750	8	5-1
Carolina	1	21	78	3.7	23t	1	0	0	0.0	0	0	78	1	0-1
Chicago	3	76	327	4.3	40	2	6	67	11.2	11	1	394	3	1-2
Cincinnati	4	94	253	2.7	14	6	8	70	8.8	33	0	323	6	4-0
Cleveland	5	104	434	4.2	16	4	13	96	7.4	20	0	530	4	5-0
Dallas	3	66	291	4.4	37t	1	13	109	8.4	54	0	400	1	2-1
Denver	4	37	124	3.4	18	2	6	31	5.2	12	0	227	3	1-3
Detroit	4	94	400	4.3	24t	1	10	74	7.4	18	0	474	1	4-0
Green Bay	3	62	217	3.5	16	2	11	108	9.8	18	0	325	2	1-2
Houston	8	190	879	4.6	28	4	23	171	7.4	13	0	1,050	4	8-0
Jacksonville	9	199	785	3.9	20	2	39	342	8.8	60	0	1,127	2	7-2
Kansas City	5	109	440	4.0	30	1	27	273	10.1	30t	2	713	3	3-2
Miami	6	159	668	4.2	41t	3	28	171	6.1	20	0	839	3	3-3
Minnesota	3	56	266	4.8	28	0	12	145	12.1	52t	1	411	1	2-1
New England	9	232	950	4.1	26	3	32	216	6.8	23	2	1,166	5	3-6
New Orleans	1	16	84	5.3	21	0	1	11	11.0	11	0	95	0	0-1
NY Giants	2	26	121	4.7	72	0	8	74	9.3	33	0	195	0	1-1
NY Jets	6	156	627	4.0	29t	6	27	174	6.4	23	0	801	6	5-1
Oakland	4	89	377	4.2	17	2	15	110	7.3	27	1	487	3	1-3
Philadelphia	1	22	152	6.9	62	2	5	47	9.4	23	1	199	3	1-0
Pittsburgh	3	70	263	3.8	14	0	12	90	7.5	23	0	353	0	2-1
San Diego	4	68	223	3.3	13	2	10	97	9.7	14	0	320	2	2-2
San Francisco	5	119	453	3.8	33	3	12	89	7.4	16	0	542	3	3-2
Seattle	6	132	613	4.6	26t	5	18	108	6.0	13	0	721	5	3-3
St. Louis	5	123	542	4.4	25	5	8	64	8.0	26	0	606	5	4-1
Tampa Bay	1	9	15	1.7	3t	1	0	0	0.0	0	0	15	1	0-1
Tennessee	7	164	713	4.3	30t	8	18	110	6.1	11	1	823	9	6-1
Washington	3	63	205	3.3	20	1	9	73	8.1	37t	2	278	3	1-2

NFL Teams James has never faced: Arizona, Indianapolis

## JAMES IN PRIMETIME

## James on Monday Night Football

Date	Opp	GP/GS	Rushing				Receiving					W/L	
			Att	Yds	Avg	Lg	TD	Rec	Yds	Avg	Lg		TD
9/10/07	@ SF	1/1	26	92	3.5	9	1	2	20	10.0	15	0	L
10/16/06	CHI	1/1	36	55	1.5	12	0	1	7	7.0	7	0	L
11/28/05	PIT	1/1	29	124	4.3	10	0	0	0	0.0	0	0	W
11/07/05	@ NE	1/1	34	104	3.1	9	1	3	9	3.0	6	0	W
10/17/05	STL	1/1	23	143	6.2	21	3	3	16	5.3	8	0	W
11/8/04	MIN	1/1	26	123	4.7	15	0	5	56	11.2	17	0	W
10/21/02	@ Pit	1/1	20	62	3.1	14	0	11	83	7.5	23	0	L
12/11/00	BUF	1/1	27	111	4.1	13t	3	3	21	7.0	13	0	W
9/25/00	JAX	1/1	22	89	4.0	14t	1	2	65	32.5	60	0	W
<b>Totals</b>		<b>9/9</b>	<b>243</b>	<b>903</b>	<b>3.7</b>	<b>21</b>	<b>9</b>	<b>30</b>	<b>277</b>	<b>9.2</b>	<b>60</b>	<b>0</b>	<b>6-3</b>

## James on Thursdays

11/25/04	@ Det	1/1	23	105	4.6	17	0	3	16	5.3	13	0	W
9/9/04	@ NE	1/1	30	142	4.7	16	0	3	29	9.7	20	0	L
10/25/01	@ KC	1/1	27	102	3.8	20	0	2	9	4.5	5	0	W
<b>Totals</b>		<b>3/3</b>	<b>80</b>	<b>349</b>	<b>4.4</b>	<b>20</b>	<b>0</b>	<b>8</b>	<b>54</b>	<b>6.8</b>	<b>20</b>	<b>0</b>	<b>2-1</b>

## James on Sunday Night Football

9/11/05	@ Bal	1/1	23	88	3.8	16	0	3	26	8.7	11	0	W
12/19/04	BAL	1/1	21	124	5.9	30t	2	2	3	1.5	6	0	W
12/21/03	DEN	1/1	10	42	4.2	16t	1	0	0	0.0	0	0	L
11/24/02	@ Den	1/1	26	84	3.2	18	1	6	31	5.2	12	0	W
10/27/02	@ Was	1/1	14	33	2.4	12	0	5	14	2.8	7	1	W
10/14/01	OAK	1/1	26	116	4.5	17	0	6	51	8.5	27	0	L
11/12/00	NYJ	1/1	31	131	4.2	20	1	5	24	4.8	7	0	W
<b>Totals</b>		<b>7/7</b>	<b>151</b>	<b>618</b>	<b>4.1</b>	<b>30t</b>	<b>5</b>	<b>27</b>	<b>149</b>	<b>5.5</b>	<b>27</b>	<b>1</b>	<b>5-2</b>



# AL JOHNSON

**HOW ACQUIRED:** UFA-07 (Cowboys)

**YEARS NFL/CARDINALS:** 6/2

**COLLEGE:** Wisconsin

**DOB:** January 27, 1979

**HOMETOWN:** Brussels, WI

# 50

**CENTER / 6-5 / 305**

## NOTE CARDS

- The Cardinals first free agent signing of 2007, agreed to a four-year contract on 3/5/07.
- Part of a line that allowed just 24 sacks in 2007, the lowest total for the franchise since 1978 (22) and also led Edgerrin James to a total of 1,222 rushing yards, the fifth-highest total in franchise history.
- Part of a line that did not allow a sack in five games in '07 with the team going 4-1 in those games.
- In 2008, purchased WSRG-FM, Star 97.7, a 6,000-watt music radio station in Sturgeon Bay (WI) near his hometown of Brussels.
- Started 31 consecutive games at center between 2004-05 for the Dallas Cowboys.

## Pro Career:

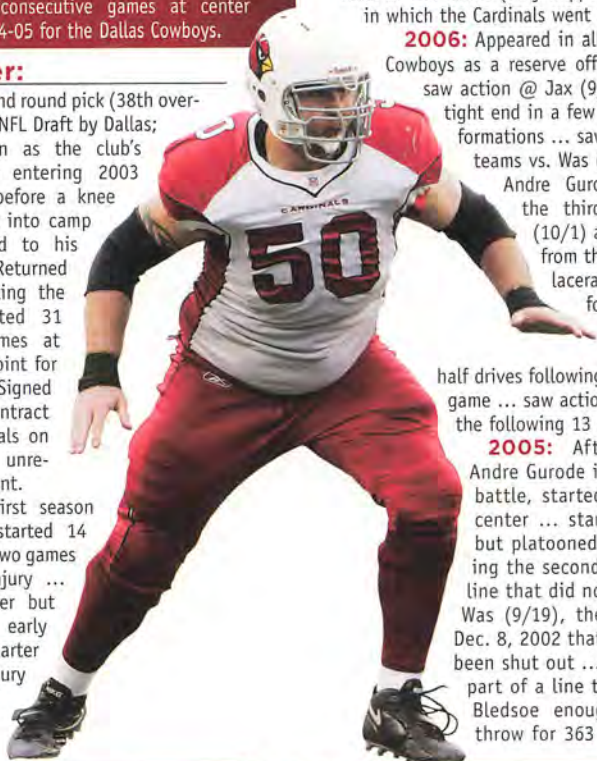
Originally a second round pick (38th overall) in the 2003 NFL Draft by Dallas; was penciled in as the club's starting center entering 2003 training camp before a knee injury one week into camp brought an end to his rookie season. Returned after rehabilitating the knee and started 31 consecutive games at center at one point for the Cowboys. Signed a four-year contract with the Cardinals on 3/5/07 as an unrestricted free agent.

**2007:** In first season as a Cardinal started 14 games, missing two games with a knee injury ... started at center but left the game early in the third quarter with a knee injury during the season opener @ SF (9/10) ...

returned to the starting lineup vs. Pit (9/30) for the first time since suffering a knee injury in week one ... started @ Cin (11/18) and helped team to second highest point total (35) of the season ... made 40th career start vs. SF (11/25) and helped offense rack up 552 total yards, the most by a Cardinals offense since 1949 (Chicago Cardinals, 572 yards, 11/13) ... started vs. Cle (12/2) and helped not allow a sack for the third time this season while helping Edgerrin James to his second 100+ yard rushing performance of the year ... helped Edgerrin James eclipse 1,000-yards on the season @ NO (12/16) becoming only the second Cardinal running back to record back-to-back 1,000-yard rushing seasons (Otis Anderson 1983 and 1984) ... helped not allow a sack in the final two games of 2007 (vs. Atl 12/23, vs. StL 12/30) and a total of five times (only happened once in 2006) in which the Cardinals went 4-1.

**2006:** Appeared in all 16 games for the Cowboys as a reserve offensive lineman ... saw action @ Jax (9/10) as a blocking tight end in a few multiple tight end formations ... saw action on special teams vs. Was (9/17) ... replaced Andre Gurode at center in the third quarter @ Ten (10/1) after he was forced from the game with facial lacerations; the club ran for 98 yards and two touchdowns on the five second-half drives following his entry into the game ... saw action on special teams the following 13 contests.

**2005:** After beating out Andre Gurode in a training camp battle, started all 16 games at center ... started @ SD (9/11) but platooned with Gurode during the second half ... part of a line that did not allow a sack vs. Was (9/19), the first time since Dec. 8, 2002 that an opponent had been shut out ... @ SF (9/25) was part of a line that gave QB Drew Bledsoe enough protection to throw for 363 yards, the eighth



best performance in club history, while racking up 443 yards of total offense ... the offense gained 456 yards vs. Phi (10/9), the most since gaining 541 yards on Sept. 12, 1999 @ Washington ... played his second complete game of the season vs. Ari (10/30), helping lead the way for Marion Barber who rushed for 127 yards and two scores; the Cowboys' first 100-yard rusher of the season; behind the line's protection, Bledsoe was able to post a career-best 79.2 completion percentage against the Cardinals on 19-of-24 passing ... started @ NYG (12/4) just days after undergoing knee surgery following the Denver game to clean up loose cartilage, but left in the second quarter and did not return ... again platooned with Gurode vs. KC (12/11) as the offense piled up 445 total yards, the second-best total of the season ... helped spring Julius Jones who rushed for 194 yards @ Car (12/24), the fourth best rushing performance in club history.

**2004:** Made his NFL debut in the second quarter @ Min (9/12), following a knee injury to Tyson Walter; the Cowboys went on to rack up 423 yards of total offense ... got the starting nod in place of Walter (knee) and helped Dallas rack up 441 yards of total offense vs. Cle (9/19) ... was again the starter, alternating quarters with Walter against NYG (10/10) as the run game amounted to 166 yards and a 5.5 yard-per-carry average ... QB Vinny Testaverde threw for 308 yards, the club's record-tying third 300-yard passing day of the season @ GB (10/24) ... the line allowed just one sack in 25 pass plays vs. Det (10/31), who entered the game as the league's top ranked defensive unit in sacks-per-pass play ... on Thanksgiving Day vs. Chi (11/25), was part of an offensive unit that led the way for Julius Jones to rush for 150 yards, the first 100-yard rushing performance of the season for a Cowboys' back; also tied for the third best mark rushing mark ever by a Dallas rookie ... in a come-from-behind victory Monday Night @ Sea (12/6), the offensive line paved the way for Jones' 198 rushing performance, the third best in club history and the second best ever by a Cowboys rookie ... @ NYG (1/2/05), the line provided Jones with enough space to rush for

149 yards on 29 carries (5.1 avg.) and a touchdown while Testaverde finished with a season-high 109.2 quarterback rating.

**2003:** Moved into the starting lineup at center at the beginning of training camp but then suffered cartilage damage in his right knee during practice against Houston on 8/2 ... underwent micro fracture surgery on 8/8 and was placed on injured reserve on 8/26.

**College:**

A three-year starter at Wisconsin, was part of a team that won 32 games and posted a 3-0 record in bowl games during his time in Madison ... as a senior captain was a consensus All-Big Ten second-team choice while garnering third-team All-America honors from The Sporting News and honorable mention from CNN/SI ... started every game at center as a junior and earned honorable mention All-Big Ten honors ... originally took over the starting center duties in the second game of his sophomore season, earning honorable mention All-Big Ten honors ... the play of the Badgers offensive line helped the team average 196.1 rushing yards-per-game while leading the way for Michael Bennett to rush for 1,598 yards on 294 carries (5.4 avg.) ... Bennett's 159.8 rushing yards-per-game was the third best average in the country.

**Personal:**

Full name Al Joseph Johnson ... was a standout two way player at Southern Door High School (Brussels, WI), earning second-team All-America honors from Prep Football Report and All-State honors from the Milwaukee Journal Sentinel while being named a national top 20 lineman by SuperPrep, the state of Wisconsin's top player by Street & Smith's and the Packerland Conference Player of the Year ... was a member of the Southern Door track and basketball teams, winning the state track title in the shot put and being named conference Player of the Year in basketball ... married to wife Brandy, they have two daughters: Skyler, 9 and Makayla, 1 ... sociology major at Wisconsin.

**JOHNSON CAREER STATS**

Year	Team	GP/GS
2003	Dal	IR
2004	Dal	16/15
2005	Dal	16/16
2006	Dal	16/0
2007	Ariz	14/14
<b>Total</b>		<b>62/45</b>

**JOHNSON POSTSEASON STATS**

Year	Team	GP/GS
2003	Dal	IR
2006	Dal	1/0
<b>Total</b>		<b>1/0</b>



## DIRK JOHNSON

**HOW ACQUIRED:** FA-08  
**YEARS NFL/CARDINALS:** 7/1  
**COLLEGE:** Northern Colorado  
**DOB:** June 1, 1975  
**HOMETOWN:** Montrose, CO

# 9

**PUNTER / 6-0 / 210**

### NOTE CARDS

- Has punted for the Saints, Eagles, and Bears over the course of six NFL seasons.
- As a member of the Eagles, punted in Super Bowl XXXIX vs. the New England Patriots.
- Was a three-time All-American at Northern Colorado: as a punter in 1995, as a punter and safety in 1996, and as a safety in 1997; had 14 sacks in his college career.
- While pursuing an NFL career, has held a wide variety of jobs including serving as a caddie, a valet driver at a major hotel, working in a liquor store, as a handyman, mowing soft-ball fields, cleaning carpets and working for a flood and fire restoration company.

### Pro Career:

Signed a one-year contract with the Cardinals on 3/5/08 as a free agent. Originally signed as a rookie free agent by Seattle on 4/28/98 and was released by the Seahawks on 8/25/98. Signed by the Jets as a free agent on 4/7/99 and released on 8/21/99. After being out of football in 2000, signed as a free agent with San Diego on 5/4/01 and was released on 8/27/01. Signed as a free agent by New Orleans on 2/21/02 and was allocated to the Rhein Fire of NFL Europe where he finished the season ranked third in the league in net punting average (42.7). Released by the Saints on 9/1/02, was re-signed on 9/6/02 and again released on 9/9/02. Signed by the Eagles on 2/2/03 where he punted in 55 regular season games between 2003 and 2006, receiving a contract extension on 8/31/06. Cut by the

Eagles on 9/1/07 and signed by the Chicago Bears on 9/16/07. Was released on 9/19/07, re-signed on 9/21/07 and released again on 9/26/07.

**2007:** Signed by Bears to temporarily replace Brad Maynard who suffered an injury the previous week ... punted four times for 199 yards and 49.9-yard average vs. KC (9/16), but suffered an injury and was released on 9/26.

**2006:** Punted 78 times for a career-high in both yards (3,326) and average (42.6) appearing in all 16 regular season games for the Eagles ... also handled the punting duties in both postseason contests ... established a season-high with a 46.2-yard average on five punts vs. GB (10/2) ... matched his career-high with eight punts vs. Dal (10/8) that went for 326 yards.

**2005:** Was the punter for the first seven games of the season for the Eagles before suffering a groin strain at Denver and was placed on injured reserve on 11/2 ... matched career-high with eight punts for a new career-high of 378 yards @ Dal (10/9) ... again matched his career-high with eight kicks that went for 341 yards @ Den (10/30) before suffering a groin injury.

**2004:** Recorded 72 punts for 3,032 yards in 16 regular season games for the Eagles and also was the teams punter for all three postseason contests, including Super Bowl XXXIX vs. New England ... recorded a career-high 51.5-yard average after kicking four times for 206 yards @ Det (9/26) ... kicked a career-long 62 yarder @ Cle (10/24) ...



## THE PLAYERS

performed precision punting vs. Dal (12/19) when he placed three of his five punts inside the 20-yard line ... had his best game of 2004 playoffs in Super Bowl XXXIX when he posted a 42.8-yard average with a long of 52 yards vs. NE (2/6).

**2003:** Set a career-high with 79 punts that went for 3,207 yards for Philadelphia in his first full NFL season ... also kicked in both postseason games ... finished tied for sixth in the NFL with 27 punts inside the 20, the fourth-best total in Eagles history ... connected on a 60-yard punt @ Dal (10/12); dropped four punts inside the 20 in the first quarter alone and finished with five on the day, tying the NFL single-game high in 2003; became the first punter to land four kicks inside the 20 in a quarter since the Patriots Lee Johnson on 10/31/99 at Arizona ... recorded seven punts for 302 yards (43.1 avg./39.3 net) including two inside the 20 in the NFC Divisional playoff game vs. GB (1/11).

**2002:** Appeared in first NFL game for New Orleans @ TB (9/8) in place of the injured Toby Gowin and punted eight times for 307 yards with one inside the 20.

### College:

A three-time All-America selection at Division II Northern Colorado (as a punter in 1995, as a safety and punter in 1996 and as a safety in 1997) ... finished his college career ranked second on the school's all-time list with a 40.8 career punting average and helped Bears win back-to-back Division II National Championships (1996-97) ... also had 18 fake punts during his career ... was first-team all-North Central Conference at safety in 1997 and at punter in 1995 and 1996 while finishing with career defensive stats of 178 tackles, five interceptions and 14 sacks.

### Personal:

Full name Dirk Johnson ... attended Montrose (CO) High School where he played football, basketball and ran track; last spring he was invited back to deliver the commencement address to the Class of '08 ... between 1998 and 2001 when he was mainly out of football, worked as a caddy and various other jobs ... both he and his wife hold real estate licenses ... earned a degree in sociology at Northern Colorado ... married to wife Jennifer, the couple have a daughter, Haven.

## JOHNSON CAREER STATS

Year	Team	GP	No	Yds	Avg	Opp		Net	TB	In20	Lg	Blk
						Ret	Yds					
2002	NO	1	8	307	38.4	5	29	34.8	0	1	55	0
2003	Phi	16	79	3,207	40.6	35	272	34.6	10	27	60	0
2004	Phi	16	72	3,032	42.1	34	221	37.4	6	20	62	0
2005	Phi	7	39	1,615	41.4	25	119	38.4	0	11	59	0
2006	Phi	16	78	3,326	42.6	41	380	34.9	11	21	60	0
2007	Chi	1	4	199	49.8	2	22	39.3	1	1	60	0
<b>Total</b>		<b>57</b>	<b>280</b>	<b>11,686</b>	<b>41.7</b>	<b>142</b>	<b>1,043</b>	<b>36.0</b>	<b>28</b>	<b>81</b>	<b>62</b>	<b>0</b>

### Single Game Highs:

**Punts:** 8, five times, last vs. Dallas 10/8/06; **Yards:** 378, @ Dallas 10/9/05; **Avg.** (min 4 att): 51.5, @ Detroit 9/26/04; **Long:** 62, @ Cleveland 10/24/04; **Inside 20:** 5, @ Dallas 10/12/03.

### Additional Stats:

Special Teams Tackles - 5 - (2003-1), (2004-2), (2005-1), (2006-1).

## JOHNSON POSTSEASON STATS

Year	Team	GP	No	Yds	Avg	Opp		Net	TB	In20	Lg	Blk
						Ret	Yds					
2003	Phi	2	11	449	40.8	6	27	36.5	1	3	54	0
2004	Phi	3	11	441	40.1	8	53	35.3	0	2	52	0
2006	Phi	2	12	503	41.9	7	49	37.8	0	4	57	0
<b>Total</b>		<b>7</b>	<b>34</b>	<b>1,393</b>	<b>41.0</b>	<b>21</b>	<b>129</b>	<b>36.6</b>	<b>1</b>	<b>9</b>	<b>57</b>	<b>0</b>

### Single Game Highs:

**Punts:** 7, vs. Green Bay, 1/11/04; **Yards:** 302, vs. Green Bay, 1/11/04; **Avg:** 45.3, vs. New York Giants, 1/7/07; **Long:** 57, vs. New York Giants, 1/7/07; **Inside 20:** 2, three times, last @ New Orleans, 1/13/07.



## TRAVIS LABOY

**HOW ACQUIRED:** UFA-08 (Titans)

**YEARS NFL/CARDINALS:** 5/1

**COLLEGE:** Hawaii

**DOB:** August 20, 1981

**HOMETOWN:** San Rafael, CA

# 55

**DEFENSIVE END/LINEBACKER / 6-3 / 260**

### NOTE CARDS

- Signed a five-year contract with the Cardinals on 3/4/08 as a free agent after spending his first four seasons in the NFL with the Tennessee Titans who drafted him in the second round (42nd overall) of the 2004 Draft.
- Started 20 of 54 games in four seasons with Tennessee and recorded 19.5 sacks.
- Following his freshman season of college, he relinquished a full scholarship at Utah State after the Aggies changed coaches. Upon walking on at Hawaii, his stepfather, Curley, and father, Cliff, agreed to pay for his first year.
- Travis and his older brother C.J. grew up together playing football on the same team, but since then they have joined on the business side of the game. In 2006, C.J. became a sports agent with Octagon Sports and Entertainment and one of his first clients was Travis.
- Started the Travis LaBoy Foundation for Supporting Autistic Causes and Kids (S.A.C.K.) which supports a combination of educational, recreational and physical activities designed to support children with autism and families of children with autism.

### Pro Career:

Entered the NFL as a second round draft pick (42nd overall) by the Tennessee Titans in the 2004 Draft. After spending four seasons in Tennessee, signed a five-year contract with the Cardinals on 3/4/08 as an unrestricted free agent.

**2007:** Appeared in 13 games for the Titans and tied for third on the team with six sacks ... saw action in a reserve role at defensive end and notched two tackles, a sack and a QB pressure in the season opener @ Jax (9/9) dropping David Garrard for a sack at the end of

the second quarter ... appeared at defensive end and posted a sack and a forced fumble on Monday Night Football @ NO (9/24) causing the Titans second takeaway of the game by strip-sacking Drew Brees for a 7-yard loss in the fourth quarter ... recorded a huge game vs. Oak (10/28) when he totaled four tackles, two sacks, a QB pressure, a forced fumble and a fumble recovery; forced a fumble on a sack of Daunte Culpepper and recovered the fumble ... notched a sack and his first career interception vs. Car (11/4); recorded his first career interception after DT Tony Brown tipped a David Carr pass in the second quarter; also dropped David Carr for a 3-yard sack in the second quarter ... collected six tackles, a sack, a quarterback pressure and a forced fumble vs. NYJ (12/23), sacking Chad Pennington and forcing a fumble ... had one QB pressure in the AFC Wild Card Game @ SD (1/6).

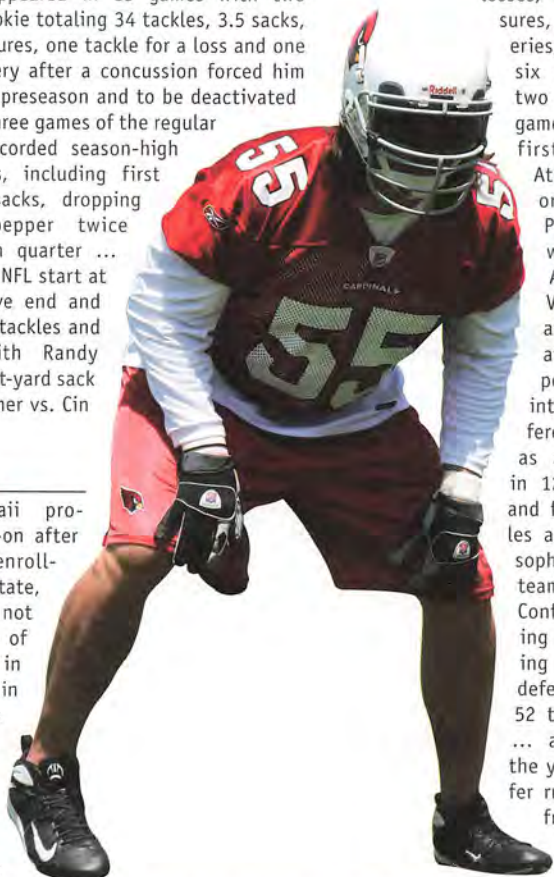
**2006:** Played in 13 games with a career-high 11 starts at right defensive end for Tennessee ... registered first sack of season and 11th of career when he took down Daunte Culpepper @ Mia (9/24), adding seven tackles, a tackle for a loss and a QB pressure ... registered seven tackles, one forced fumble, one quarterback pressure and a sack of David Carr which forced a fumble vs. Hou (10/29) ... recorded six tackles, one quarterback pressure, one pass defended and split a sack of David Garrard @ Jax (11/5) ... was inactive (concussion) @ Phi (11/19); vs. NYG (11/26).

**2005:** Appeared in 15 games with seven starts for the Titans ... recorded two tackles and one sack of QB Marc Bulger for loss of 12 yards @ StL (9/25) ... recorded three tackles, one QB pressure and a sack of QB Josh McCown @ Ari (10/23) ... recorded five tackles, two QB pressures and a fumble recovery @ Cle (11/6) ... inactive (elbow) @ Ind (12/4) ... posted a career-high nine tackles and sacked QB Matt Hasselbeck for a loss of nine yards vs. Sea (12/18).

**2004:** Appeared in 13 games with two starts as a rookie totaling 34 tackles, 3.5 sacks, nine QB pressures, one tackle for a loss and one fumble recovery after a concussion forced him to miss all of preseason and to be deactivated for the first three games of the regular season ... recorded season-high seven tackles, including first two career sacks, dropping Daunte Culpepper twice in the fourth quarter ... recorded first NFL start at right defensive end and totaled three tackles and combined with Randy Starks on eight-yard sack of Carson Palmer vs. Cin (10/31).

**College:**

Joined Hawaii program as walk-on after originally enrolling at Utah State, where he did not play because of torn ligament in left foot ... in three seasons at Hawaii, recorded 193 tackles (134 solos) with 24 sacks, 50 stops for



losses, 46 quarterback pressures, three fumble recoveries, five forced fumbles, six pass deflections and two interceptions in 34 games ... as senior, earned first-team All-Western Athletic Conference honors, named Defensive Player of the Year, and was recipient of team's Alex Waterhouse Most Valuable Player Award after starting 13 games at left defensive end, posting 76 tackles, two interceptions and a conference-high 13 sacks ... as a junior, saw action in 12 games (five starts) and finished with 65 tackles and seven sacks ... as sophomore, earned second-team All-Western Athletic Conference honors, playing in nine games, starting six contests at right defensive end ... recorded 52 tackles and four sacks ... as freshman, sat out the year under NCAA transfer rules after transferring from Utah State ... was a redshirt freshman at Utah State.

**CARDINALS IN THE COMMUNITY**



The Travis LaBoy Foundation for Supporting Autistic Causes and Kids (S.A.C.K.) was created in 2004 to support a combination of educational, recreational and physical activities designed to support children with autism and families of children with autism. The foundation strives to enhance the quality of life of youth who are afflicted with autism and to promote the understanding, aid, education and treatment of autism.



To honor LaBoy's trainer, whose son was diagnosed with non-verbal autism, LaBoy donated the seed money for the foundation from his NFL signing bonus. He believes their unique contributions are valuable and should be acknowledged. LaBoy's "Sack Champion Belt" program raised \$11,000 for autism causes in 2007. For more information on the foundation, visit [www.travislaboyfoundation.org](http://www.travislaboyfoundation.org).

*(Travis LaBoy continued on page 142)*

(Travis LaBoy continued from page 141)

## Personal:

Full name Travis Jordache LaBoy ... attended Marin Catholic (CA) High School, lettering twice in football and basketball and three times in track ... named all-State, all-League and all-Conference first-team choice as a senior, leading team to state title as a senior and league titles as a junior and sophomore ... spends time volunteering with his father's non-profit organization, Ho'olauna, which tutors children ... LaBoy's father, Cliff, was a stand-

out defensive lineman for the Hawaii football program, earning Associated Press honorable mention All-American honors in 1974; he was a teammate of former Hawaii and Atlanta Falcons head coach June Jones ... older brother, C.J., transferred from Riverside Junior College and went to St. Mary's College where he made the 2002 first-team All Independent All-Star team ... married to wife Nohealani, the couple have two children: sons Koby and Koa.

## LABOY CAREER STATS

Year	Team	GP/GS	Tackles			Sacks		Interceptions								
			Solo	Asst.	Ttl	Sk	Yds	Int.	Yds	Lg	TD	PD	FR	FF	STT	
2004	Ten	13/2	18	16	34	3.5	22	0	0	0	0	0	0	1	0	0
2005	Ten	15/7	36	28	64	6.5	39	0	0	0	0	1	1	0	0	
2006	Ten	13/11	31	26	57	3.5	18	0	0	0	0	1	0	1	0	
2007	Ten	13/0	15	5	20	6.0	32	1	0	0	0	2	1	4	0	
<b>Total</b>		<b>54/20</b>	<b>100</b>	<b>75</b>	<b>175</b>	<b>19.5</b>	<b>111</b>	<b>1</b>	<b>0</b>	<b>0</b>	<b>0</b>	<b>4</b>	<b>3</b>	<b>5</b>	<b>0</b>	

### Single Game Highs:

**Tackles:** 9, vs. Seattle, 12/18/05; **Solo Tackles:** 7, twice, last vs. Seattle, 12/18/05; **Sacks:** 2, twice, last vs. Oakland, 10/28/07; **Forced Fumbles:** 1, five times, last vs. New York Jets, 12/23/07; **Interceptions:** 1, vs. Carolina, 11/4/07. **Fumble Recoveries:** 1, three times, last @ Oakland, 10/28/07.

## LABOY POSTSEASON STATS

Year	Team	GP/GS	Tackles			Sacks		Interceptions								
			Solo	Asst.	Ttl	Sk	Yds	Int.	Yds	Lg	TD	PD	FR	FF	STT	
2007	Ten	1/0	0	0	0	0.0	0	0	0	0	0	0	0	0	0	0
<b>Total</b>		<b>1/0</b>	<b>0</b>	<b>0</b>	<b>0</b>	<b>0.0</b>	<b>0</b>	<b>0</b>	<b>0</b>	<b>0</b>	<b>0</b>	<b>0</b>	<b>0</b>	<b>0</b>	<b>0</b>	<b>0</b>

## CARDINALS PRIMARY HOME STADIUMS

Since the NFL was founded in 1920, the following venues have served as the primary site for Cardinals home games:

1920-1921 Normal Park, Chicago \*

1922-1925 Comiskey Park, Chicago

1926-1928 Normal Park, Chicago \*

1929-1930 Comiskey Park, Chicago

1931-1938 Wrigley Field, Chicago

1939-1958 Comiskey Park, Chicago \*\*

1959 Soldier Field, Chicago

1960-1965 Busch Stadium, St. Louis \*\*\*

1966-1987 Busch Memorial Stadium, St. Louis

1988-2005 Sun Devil Stadium, Arizona

2006 - University of Phoenix Stadium, Arizona

\* Normal Park was also known as Normal Field

\*\* In 1944, the Cardinals and Steelers merged during WWII and home games were split between Comiskey Park and Pittsburgh's Forbes Field

\*\*\* Busch Stadium was known as Sportsman's Park from 1909-1952; the Cardinals moved to the newly-opened Busch Memorial Stadium in 1966



# MATT LEINART

**HOW ACQUIRED:** D1/06 (10th)  
**YEARS NFL/CARDINALS:** 3/3  
**COLLEGE:** Southern California  
**DOB:** May 11, 1983  
**HOMETOWN:** Santa Ana, CA

# 7

**QUARTERBACK / 6-4 / 232**

## NOTE CARDS

- The second quarterback taken in the 2006 Draft (Titans, Vince Young, 3rd overall), selected by the Cardinals with the 10th overall pick.
- Took over the starting QB spot in week 5 of his rookie campaign and started the next 11 games; missed the season finale at San Diego after injuring his left shoulder in game 15.
- In his second NFL season in 2007, started the first five games before suffering a season-ending collarbone injury at St. Louis (10/7).
- Threw for 200 yards or more in eight of his first 11 starts in 2006; completed 60% or more of his passes in five of his final six starts.
- In 2006, became the first Cardinals quarterback since Jake Plummer in 2001 to have three games in a season with a 100+ quarterback rating (all were in his final six starts of '06).
- Became the first rookie in NFL history to throw for over 400 yards in a game when he passed for 405 at Minnesota on 11/26/06. The previous league record belonged to Plummer who threw for 388 yards against the New York Giants on 11/16/97.
- Leinart's 2,547 yards passing in 2006 also broke Plummer's franchise rookie record of 2,203 yards, set in 1997.
- Became first QB in NFL history to throw two TD passes in the first quarter of each of his first two games when he did it vs. Kansas City and Chicago.
- Recorded a 37-2 record as a starter at USC, a 94.8% winning percentage.
- Led U.S.C. to National Championships in 2003 and 2004, becoming only the third quarterback in the last 30 years to lead his team to back-to-back National Championships.
- Holds the USC and Pac-10 record for career TD passes with 99, shattering the previous school record of 72 set by Carson Palmer and the conference record of 77 set by Stanford's John Elway.

## Pro Career:

The Cardinals first pick in the 2006 NFL Draft (10th overall), Leinart took over as the starter in week five of his rookie season, starting in 11 of the 12 games in which he appeared and only missed the final game of the season after being deactivated with a left shoulder injury. Threw for 200 or more yards in eight games while completing 60% or more of his passes in five of his final six games. Suffered a fractured collarbone in game five in 2007 at St. Louis that forced him onto injured reserve for the remainder of the season.

**2007:** Started first five games of 2007 before suffering a season ending collarbone injury at St. Louis ... in season-opening start, rushed for career-high 35 yards on six carries with a career-long of 20 yards @ SF (9/10) ... registered second-most passing yards of his career with 299 yards in the home opener vs. Sea (9/16); 30-yard

touchdown pass to Leonard Pope was third-longest scoring toss of his career ... registered 3,000th career passing yard @ Bal (9/23) ... while sharing time with Kurt Warner for the second week in a row, Leinart completed 7-of-14 passes for 93 yards vs. Pit (9/30), including leading the Cardinals on a 13-play 82-yard drive in the fourth quarter that took up over seven minutes and resulted in a two-yard Edgerrin James touchdown to put the Cardinals up 21-7 with 4:14 to play ... after completing seven of 13 passes for 100 yards and one interception, suffered season ending collarbone fracture in the second quarter @ StL (10/7) when sacked by LB Will Witherspoon ... placed on injured reserve on 10/9/07.

**2006:** Took over as the starting quarterback in game five of his rookie season and started 11 games before sitting out the season finale with a

*(Matt Leinart continued on page 144)*

(Matt Leinart continued from page 143)

## CARDINALS IN THE COMMUNITY

Established in 2006, the “Matt Leinart Foundation” contributes to communities in Arizona and his

home state of California. The foundation's efforts help children facing severe economic, physical and emotional hardships which limit the achievement of their dreams. It is committed to granting funds and opportunities to support disadvantaged young people through creating/building new activity and learning centers that will provide an uplifting outlet to foster development and build character.

The “Matt Leinart Foundation” seeks to open the doors of opportunity and advancement for children who need a helping hand guiding them to a better tomorrow.

The foundation has pledged \$500,000 over the next five years to fund the new children's wing at Banner Children's Hospital in Phoenix while also creating the LA Urban Football League (UYFL). The UYFL was created in April of 2008 and is a full contact football league targeting 8th grade students who were either too large to participate in Pop Warner football and/or lacked the financial resources to participate. The league will consist of six teams with each team having an owner who is a current or former NFL player.

Over the past two years, Leinart has been active in a variety of activities in Arizona. He has been a frequent visitor to hospitals around the Valley to visit with children at St. Joseph's Hospital and Phoenix Children's Hospital as well as making time to visit the kids at the Ronald McDonald House in Phoenix.

Once again in 2007, Matt took part in the JC Penney's “Take a Player to School” program. Last December, Leinart joined 4th grade student Riley Graham at school in Glendale to help read announcements, take part in gym class and speak to the students about the value of education.

Leinart is also the Cardinals spokesman for the NFL's “What Moves U” campaign to promote a healthy lifestyle in today's youth. He also spread the NFL's “Play 60” campaign message throughout the year and at Super Bowl XLII to encourage kids around Arizona to get at least 60 minutes of exercise a day.

At Super Bowl XLII, Leinart hosted a welcome to Arizona party for his NFL friends and Hollywood celebrities at Olive & Ivy in Scottsdale with all of the money raised going towards his foundation. He also joined rapper Snoop Dogg to face off in Snoop Bowl VI in Chandler with all of the money raised through ticket sales being donated to the foundation as well.

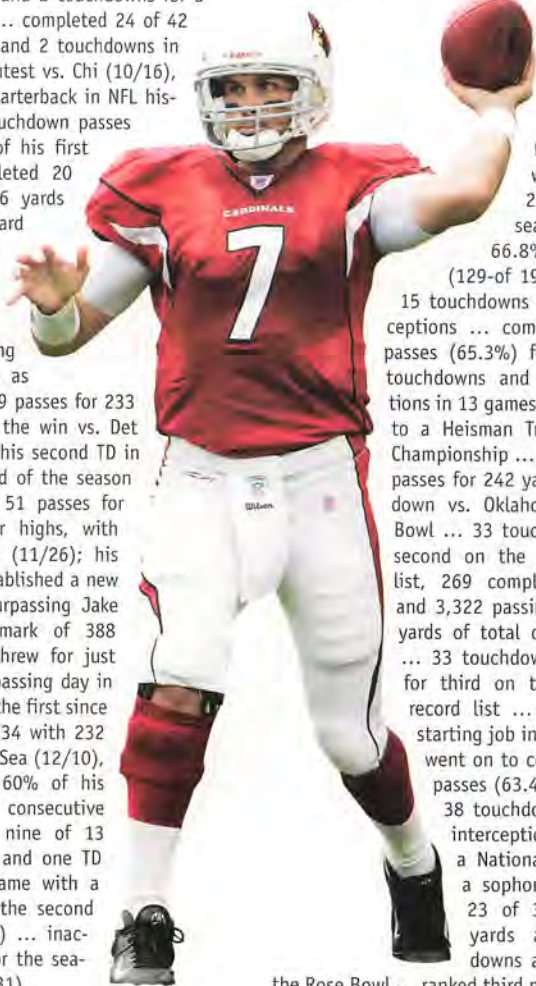
In June, 2008, he hosted the Second Annual Matt Leinart Football Camp on the campus of Cal State – Long Beach. The camp was open to boys and girls ages 7-14, which each participant receiving 20-30 hours of on-field instruction, classroom review of workout sessions as well as individual evaluation for coaches and weight training classes.

To learn more about the Matt Leinart Foundation, visit [www.mattleinartfoundation.org](http://www.mattleinartfoundation.org)

**mattleinart**foundation™



left shoulder injury ... saw his first regular season action @ Atl (10/1) when he replaced Kurt Warner in the fourth quarter, completing five of eight passes for 49 yards and an interception ... starting the first game of his NFL career, threw touchdown passes of 49 and 5 yards in the Cardinals first two possessions vs. KC (10/8); completed 22 of 35 passes for 253 yards and 2 touchdowns for a 91.7% passer rating ... completed 24 of 42 passes for 232 yards and 2 touchdowns in the Monday Night contest vs. Chi (10/16), becoming the first quarterback in NFL history to throw two touchdowns passes in the first quarter of his first two starts ... completed 20 of 38 passes for 216 yards and ran for a three-yard TD vs. Dal (11/12) ... logged his highest quarterback rating of the season (101.7) while earning his first NFL victory as he completed 19 of 29 passes for 233 yards and one TD in the win vs. Det (11/19); also ran for his second TD in two weeks and second of the season ... completed 31 of 51 passes for 405 yards, all career highs, with one TD pass @ Min (11/26); his 405 passing yards established a new NFL rookie record, surpassing Jake Plummer's previous mark of 388 yards set in 1997; threw for just the eighth 400-yard passing day in franchise history and the first since 1998 ... went 21 for 34 with 232 yards and two TDs vs. Sea (12/10), completing at least 60% of his passes for the fourth consecutive game ... completed nine of 13 passes for 162 yards and one TD before leaving the game with a sprained shoulder in the second quarter @ SF (12/24) ... inactive (left shoulder) for the season finale @ SD (12/31).



**College:**

A three-time All-American and one of the most decorated quarterbacks in college football history, Leinart compiled the highest winning percentage of any USC quarterback and the second highest in NCAA history with a 37-2 record as a starter (94.9%); only Toledo's Chuck Ealey (35-0, 1969-71) had a higher winning percentage among quarterbacks with at least 25 starts ... completed

807 of 1,245 passes (64.8%) for 10,693 yards and 99 touchdowns with only 23 interceptions in four seasons at USC ... as a senior started all 13 games completing 283 of 431 passes (65.7%) for 3,815 yards and 28 touchdowns with only eight interceptions ... passed for 365 yards while completing 29 of 40 passes for one touchdown and one interception

against Texas in the Rose Bowl ... completions, passing yardage, passing efficiency rating and rushing touchdowns in 2005 were better than his 2004 Heisman Trophy season ... completed 66.8% of his passes (129-of 193) for 1,493 yards, 15 touchdowns and just two interceptions ... completed 269 of 412 passes (65.3%) for 3,332 yards, 33 touchdowns and only six interceptions in 13 games as a junior en route to a Heisman Trophy and National Championship ... completed 24 of 34 passes for 242 yards and one touchdown vs. Oklahoma in the Orange Bowl ... 33 touchdown passes were second on the USC season record list, 269 completions were third, and 3,322 passing yards and 3,278 yards of total offense were fourth ... 33 touchdown passes also tied for third on the Pac-10 season-record list ... after winning the starting job in a preseason battle, went on to complete 255 of 402 passes (63.4%) for 3,556 yards, 38 touchdowns and only nine interceptions while winning a National Championship as a sophomore ... completed 23 of 34 passes for 327 yards and three touchdowns against Michigan in

the Rose Bowl ... ranked third nationally in passing efficiency (164.5, first in Pac-10) ... set a Pac-10 season record with 212 consecutive passes without an interception-stretching over eight games and fell just four passes short of the Pac-10 career record ... 164.5 passing efficiency rating was the best season in USC history ... 38 touchdown passes was a Pac-10 season record and the second most by any sophomore in NCAA history (Chad Pennington, 39, 1997) ... became the first USC sophomore to

*(Matt Leinart continued on page 146)*

(Matt Leinart continued from page 145)

have back-to-back 300-yard passing games and the first USC sophomore to have thrown for 3,000 yards in a season ... third-string quarterback as a redshirt freshman ... appeared briefly late in three games, taking two snaps at Colorado, directing three series at Oregon and taking a snap at UCLA, but did not throw a pass.

### Personal:

Full name Matthew Stephen Leinart ... graduated in 2005 with a degree in sociology ... born with strabismus (cross-eyes), as his left eye was not aligned with his right (underwent surgery when he was three years old and was fitted with glasses)

... at Mater Dei High School (Santa Ana, CA) completed 192 of 309 passes (62.1%) for 2,870 yards, 28 touchdowns and 10 interceptions as a senior in 2000 ... against National Champion De La Salle High, completed 31 of 47 passes for 447 yards and four touchdowns, leading his team to a 9-3 record in 2000 ... as a junior in 1999, named All-Serra League Offensive MVP while completing 150 of 233 passes (64.4%) for 2,400 yards with 15 touchdowns and six interceptions ... Mater Dei was the CIF Division I co-champion in 1999 ... sat out his 1998 sophomore season with a rotator cuff injury to his left (throwing) shoulder ... has one son, Cole.

## LEINART SETS NFL ROOKIE RECORD

Leinart's 405 passing yards at Minnesota (11/26/06) were the most ever by an NFL rookie. Leinart became the first rookie quarterback in NFL history to hit the 400-yard mark.

### MOST PASSING YARDS BY A ROOKIE IN A GAME

Yds	Player	Team	Date	Opp
405	MATT LEINART	ARIZ	11/26/06	@ MIN
388	Jake Plummer	Ariz	11/16/97	@ NYG
379	Troy Aikman	Dal	11/12/89	@ Phx
369	Vinny Testaverde	TB	12/6/87	@ NO
365	Steve Grogan	NE	11/23/75	@ Buf

Leinart is one of nine Cardinals QBs to throw for 400+ yards in a game. Only Neil Lomax has passed for multiple 400-yard games in team history.

### CARDINALS 400-YARD PASSING GAMES

Yds	Player	Date	Opp	Att	Cmp
522	Boomer Esiason	11/10/96	@ Was	59	35
484	Kurt Warner	11/25/07	vs. SF	48	34
468	Neil Lomax	12/16/84	@ Was	46	37
465	Jake Plummer	11/15/98	vs. Dal	56	31
457	Neil Lomax	9/20/87	@ SD	61	32
431	Steve Beuerlin	12/19/93	@ Sea	53	34
428	Charley Johnson	10/13/63	vs. Pit	42	21
413	Dave Krieg	11/26/95	vs. Atl	43	27
405	MATT LEINART	11/26/06	@ MIN	51	31



## LEINART CAREER STATS

Year	Team	GP/GS	Att	Cmp	Passing				Yds				Rating
					Pct.	Yds	Yds/Att	TD	Int	Lg	Sk	Lst	
2006	Ariz	12/11	377	214	56.8	2,547	6.8	11	12	58	21	158	74.0
2007	Ariz	5/5	112	60	53.6	647	6.5	2	4	40	4	23	61.9
<b>Total</b>		<b>17/16</b>	<b>489</b>	<b>274</b>	<b>56.0</b>	<b>3,149</b>	<b>6.5</b>	<b>13</b>	<b>16</b>	<b>58</b>	<b>25</b>	<b>181</b>	<b>71.2</b>

Year	Team	Att	Rushing		Avg	Lg	TD
			Yds	Yds/Att			
2006	Ariz	22	49	2.2	14	2	
2007	Ariz	11	42	3.8	20	0	
<b>Total</b>		<b>33</b>	<b>91</b>	<b>2.8</b>	<b>20</b>	<b>2</b>	

## Single Game Highs:

**Attempts:** 51, @ Minnesota, 11/26/06; **Completions:** 31 @ Minnesota 11/26/06; **Yards:** 405 @ Minnesota, 11/26/06; **Passing Touchdowns:** 2, three times, last vs. Seattle, 12/10/06; **Interceptions:** 2, five times, last @ San Francisco, 9/10/07; **Rushing Touchdowns:** 1, twice, last vs. Detroit, 11/19/06; **Rushing Yards:** 35, at San Francisco, 9/10/07.

## LEINART GAME-BY-GAME STATISTICS

## 2007

Date	Opp	GP/GS	Att	Cmp	Pct	Yds	Yds/Att	TD	Int	Lg	Sk	Lst	Rating
Sept. 10	@ SF	1/1	28	14	50.0	102	3.6	1	2	15	1	2	41.1
Sept. 16	SEA	1/1	37	23	62.2	299	8.1	1	1	40	0	0	85.3
Sept. 23	@ Bal	1/1	20	9	45.0	53	2.7	0	0	10	1	8	52.1
Sept. 30	PIT	1/1	14	7	50.0	93	6.6	0	0	38	1	4	71.4
Oct. 7	@ StL	1/1	13	7	53.8	100	7.7	0	1	27	1	9	47.0
Oct. 14	CAR												
Oct. 21	@ Was												
Nov. 4	@ TB												
Nov. 11	DET												
Nov. 18	@ Cin												
Nov. 25	SF												
Dec. 2	CLE												
Dec. 9	@ Sea												
Dec. 16	@ NO												
Dec. 23	ATL												
Dec. 30	STL												
<b>Total</b>		<b>5/5</b>	<b>112</b>	<b>60</b>	<b>53.6</b>	<b>647</b>	<b>5.8</b>	<b>2</b>	<b>4</b>	<b>40</b>	<b>4</b>	<b>23</b>	<b>61.9</b>

## 2006

Sept. 10	SF												
Sept. 17	@ Sea												
Sept. 24	STL												
Oct. 1	@ Atl	1/0	9	6	66.7	54	6.0	0	1	16	1	4	40.1
Oct. 8	KC	1/1	35	22	62.9	253	7.2	2	1	49t	4	31	97.1
Oct. 16	CHI	1/1	42	24	57.1	232	5.5	2	0	26t	1	12	88.6
Oct. 22	@ Oak	1/1	32	13	41.0	203	6.3	0	2	58	3	29	36.3
Oct. 29	@ GB	1/1	35	14	40.0	157	4.5	1	1	22	4	25	51.7
Nov. 12	DAL	1/1	38	20	52.6	216	5.7	0	2	43	1	7	47.7
Nov. 19	DET	1/1	29	19	65.5	233	8.0	1	0	44	1	5	101.7
Nov. 26	@ Min	1/1	51	31	60.8	405	7.9	1	2	34	1	10	76.0
Dec. 3	@ StL	1/1	24	15	62.5	186	7.8	1	0	27	1	7	100.3
Dec. 10	SEA	1/1	34	21	61.8	232	6.8	2	1	56t	0	0	89.3
Dec. 17	DEN	1/1	35	20	57.1	214	6.1	0	2	24	3	19	51.4
Dec. 24	@ SF	1/1	13	9	69.2	162	12.5	1	0	57	1	9	137.3
Dec. 31	@ SD												
<b>Total</b>		<b>12/11</b>	<b>377</b>	<b>214</b>	<b>56.8</b>	<b>2,547</b>	<b>6.8</b>	<b>11</b>	<b>12</b>	<b>58</b>	<b>21</b>	<b>158</b>	<b>74.0</b>



## DEUCE LUTUI

**HOW ACQUIRED:** D2/O6 (41st)  
**YEARS NFL/CARDINALS:** 3/3  
**COLLEGE:** Southern California  
**DOB:** May 5, 1983  
**HOMETOWN:** Mesa, AZ

# 76

**GUARD / 6-4 / 332**

### NOTE CARDS

- Was part of an offensive line that allowed just 24 sacks in 2007, the lowest total since 1978 (22) and well below the league average of 34.4 sacks allowed while also helping lead Edgerrin James to his second consecutive 1,000-yard season for the Cardinals.
- Taken in the second round of the 2006 Draft (41st overall); appeared in 30 games with 24 starts at right guard in his first two NFL seasons.
- Protected Matt Leinart as a member of the offensive line at USC for two years.
- Grew up a Cardinals fan in Mesa, AZ and attended Mesa High School.

### Pro Career:

Drafted in the second round (41st overall) of the 2006 NFL Draft, Lutui appeared in 15 games, starting the final nine at right guard in his rookie season. Started all 15 games he appeared in during his second season, missing the season finale in 2007 due to a knee injury.

**2007:** Started first 15 games before suffering a knee injury vs. Atlanta (12/23) ... helped Arizona gain 161 rushing yards on 38 carries in the season opener @ SF (9/10) ... assisted Edgerrin James in racking up 128 yards on 24 carries as well as not allowing a sack in the home opener vs. Sea (9/16) ... started vs. SF (11/25) and helped offense rack up 552 total yards which was the most by a Cardinals offense since 1949 (Chicago Cardinals, 572 yards, 11/13) ... started vs. Cle (12/2) and helped not allow a sack for the third time this season while helping Edgerrin James to his second 100+ yard

rushing performance of the year ... helped Edgerrin James eclipse 1,000-yards on the season @ NO (12/16) becoming only the second Cardinal running back to record back-to-back 1,000-yard rushing seasons (Otis Anderson 1983 and 1984) ... before leaving in the second quarter with a left knee injury, contributed to a line that did not allow a sack for the fourth time (only happened once in 2006) vs. Atl (12/23) ... inactive (knee) vs. StL (12/30).

**2006:** The Cardinals second round pick appeared in 15 games with starts in the final nine contests of his rookie campaign ... made his NFL debut on special teams in the season opener vs. SF (9/10) ... inactive @ Atl (10/1) ... saw his first career action on the offensive line when he replaced the injured Milford Brown vs. KC (10/8) ... logged the first start of his NFL career at right guard @ GB (10/29) ... started his third NFL game just hours after his wife gave birth to a baby girl vs. Det (11/19) ... helped lead Edgerrin James to his second straight 115-yard performance and was part of a line that did not allow a sack vs. Sea (12/10) ... started at right guard and was part of an offensive line that led James to 105 yards rushing; James became the first Cardinals RB to rush for 1,000 yards in a season since Adrian Murrell in 1998 ... finished the season with his ninth consecutive start at right guard @ SD (12/31).

### College:

After attending Mesa (AZ) Community College and then Snow (UT) Junior College, transferred to USC in 2004 and immediately stepped in as the starter at Matt Leinart's blindside tackle ...



moved inside to left guard in 2005 and started every game ... moved to left guard from right tackle as a senior and was named to the 2005 Football Coaches, Football Writers, The Sporting News, ESPN.com, SI.com, CBS Sportsline.com and Rivals.com All-American first team ... named USC's Offensive Lineman of the Year, co-Most Inspirational Player, and co-Lifter Award ... transferred to USC and started all 13 games at right tackle as a junior on the team that finished undefeated and won their second consecutive National Championship ... named J.C. Grid-Wire and National Junior College Athletic Association All-American first team at Snow Junior College ... Snow finished 9-1 and tied for fourth in the final NJCAA poll ... originally signed with Utah in 2002 but did not qualify for admission.

**Personal:**

Full name Taitusi Lutui ... married, wife's name is Pua ... their son, Inoke Liuaki Moe Hau Lutui ("Return a champion") was born on Jan. 5, 2005, one day after USC's win in the 2005 Orange Bowl and their daughter, Melenani Talavou Lutui was born just hours before the team played Detroit on 11/19/06 ... born in Ha'api, Tonga ... performed in the Arizona Easter Pageant, the world's largest annual outdoor Easter pageant in the spring of 2007 ... cousin of former NFL return specialist Vai Sikahema, who became the first Tongan to play in the NFL when he was drafted by the Cardinals in the 10th round of the 1986 Draft; like Lutui, Sikahema also starred at Mesa High.

**LUTUI CAREER STATS**

Year	Team	GP/GS
2006	Ariz	15/9
2007	Ariz	15/15
<b>Total</b>		<b>30/24</b>

**CARDINALS IN THE COMMUNITY**

Lutui, a Mesa, AZ native, always told himself that if he became a professional football player in the NFL he would give back to the community in which he was raised. Entering his third season as a professional, Lutui is one of the most active Cardinals players giving back their time in the community. Aside from being a regular visitor at Gatorade Junior Training Camps, school visits as part of the "SRP Milk and Cookies" program and sponsored Kids Camps, Lutui has taken part in numerous community visits through a variety of programs.

The Cardinals 2007 "Walter Payton Man of the Year," Lutui had a busy year in the community. In the spring of 2007, he spoke to a group of rehab patients at "Inspiration Day" at HealthSouth in Glendale about the importance of being mentally strong while facing challenges as well as hosting a kids camp at the team's facility for a group of children from Mexico as part of the "Hands Across the Border" Foundation. He also signed autographs at the 14th annual "Phoenix American Heart Walk and One Mile Stroke" Walk in Tempe in addition to hosting a kids camp for 200 special needs kids at Greenfield Junior High in Gilbert. During the summer, Lutui along with teammate Marcel Shipp took part in "Operation Backpack" to pass out 2,500 backpacks to benefit less fortunate kids in the Valley.

During the 2007 season, Lutui joined teammates to participate in the annual NFL and United Way "Hometown Huddle" event to host 100 students and 25 kids from the Special Olympics of Arizona to a kids camp at the Cardinals training facility.

For the second consecutive season, Lutui participated in "12 News Turkey Tuesday" to help collect frozen turkeys for St. Vincent de Paul. He once again joined a group of teammates to visit children at Phoenix Children's Hospital as part of the Cardinals "Teddy Bear Express." Players visit the children each holiday season and hand out personalized teddy bears to help brighten the holidays. He also joined a group of teammates for Nathan Hodel's "Shop with a Jock" to shop with less fortunate children from the Homeward Bound organization.

In the 2008 offseason, Lutui stayed busy by joining teammates Ben Patrick, Neil Rackers and Marcel Shipp to visit children at Phoenix Children's Hospital for "Child Life Week." Finally, he hosted the second annual "Deuce Lutui Kids Camp." Along with teammate Shane Boyd, Lutui instructed 100 kids from Lindbergh Elementary, the school Lutui attended as a child. Each participant received on-field football instruction while also getting lunch following the camp.





# AHMAD MERRITT

**HOW ACQUIRED:** FA-07

**YEARS NFL/CARDINALS:** 5/2

**COLLEGE:** Wisconsin

**DOB:** February 5, 1977

**HOMETOWN:** Chicago, IL

# 86

**WIDE RECEIVER / 5-10 / 197**

## Pro Career:

Originally entered the NFL as a rookie free agent with the Chicago Bears on 5/22/00 and was released on 8/22. Signed immediately to Chicago practice squad and in the spring of 2001 was allocated to the Berlin Thunder of NFL Europe. Released by Chicago on 9/1/01 and signed to the practice squad on 9/2/01 where he spent the first 14 games of the season before being signed to the 53-man roster on 12/29/01. Re-signed with the Bears on 3/19/04 but was released on 9/5/04, remaining out of football the remainder of the season. Signed with Dallas on 4/5/05 and was waived/injured on 8/24/05, again remaining out of football for the season. Was out of football in 2006 after being cut by the Cowboys on 8/31/06. Signed a one-year contract with the Cardinals on 5/4/07 and was placed on injured reserve (right ankle) on 8/27/07 after a preseason injury. Signed a one-year contract with the Cardinals on 3/26/08.

**2007:** Placed on injured reserve on 8/27 after injuring his right ankle in a preseason game vs. Hou (8/18).

**2006:** Out of football.

**2005:** Signed with the Cowboys on 4/5 and was waived/injured during training camp on 8/24 ... out of football for the season.

**2004:** Re-signed with the Bears on 3/19, but was released on the final roster cut on 9/5 following training camp ... was out of football for the remainder of the season.

**2003:** In his second full season on the active roster, shined on special teams, tying for third on the squad with 13 tackles and led the team with three forced fumbles playing in a career-high 15 games ... @ SF (9/7), set a franchise record with nine kickoff returns for a career-high 170 yards ... was forced from the game in the first half @ Sea

(10/19) with a strained neck which also caused him to miss the game vs. Det (10/26) ... returned and posted stellar special teams figures in the next three contests including a forced fumble and two stops vs. SD (11/2), a forced fumble and four tackles against St. Louis (11/16) and three tackles @ Den (11/23).

**2002:** Earned a roster spot with the Bears out of training camp for the first time in his career but was inactive for the first four contests with a left hand injury suffered in camp ... in the 12 games he appeared (two starts), was the Bears leading kickoff returner with 45 returns for 1,029 yards and a 22.9 yard-per return average, good for fourth in Bears history ... added 14 catches for 100 yards and 10 punt returns for 71 yards ... posted his first career kickoff return for a season-high and personal best 63 yards @ Det (10/20) ... earned his first career start vs. Phi (11/3) and caught two passes for 30 yards.

**2001:** Re-signed with Chicago and was allocated to the Berlin Thunder of NFL Europe where he finished the spring as the team leader with 582 yards and six touchdowns on 39 catches while helping the team capture the World Bowl Crown ... returned to Bears training camp and was again released before signing to the practice squad where he spent the first 14 weeks of the season ... promoted to the active roster on 12/29 and finished the year with two catches for 20 yards and one rush for a 47-yard touchdown in Chicago's playoff loss against Philadelphia ... made his NFL debut @ Det (12/30) where he saw time as a reserve receiver and on special teams ... posted his first career catch, a 13-yarder, the next week vs. Jax (1/6/02), finishing with two receptions for 20 yards ... in the Bears playoff contest vs. Phi (1/13), collected his first career touchdown on a 47-yard reverse.



## THE PLAYERS

**2000:** Signed with the Bears as a rookie free agent 5/22 and was released at the end of training camp on 8/22 ... signed immediately to the Bears practice squad where he spent the entire season.

### College:

Started 21 games at wide receiver while also serving as a return specialist during his four years at Wisconsin ... finished collegiate career with 36 catches for 528 yards and two scores, 28 kick returns for 521 yards and 25 punt returns for 165 yards ... as a senior, started two of 12 games and finished with nine receptions for 141 yards ... had nine catches for 126 yards as a junior ... posted three receptions

for 46 yards, 26 kickoff returns for 502 yards and 23 punt returns for 125 yards through his sophomore campaign ... as a redshirt freshman, collected 15 catches and two touchdowns.

### Personal:

Full name Ahmad Rashad Merritt ... earned All-America honors from Prep Football Report and SuperPrep as a senior at St. Rita High School in Chicago, IL, collecting 23 catches for 675 yards ... amassed 63 catches for 1,240 yards and 21 touchdowns through his prep career ... a marketing major, earned his Illinois real estate license in 2002.

## MERRITT CAREER STATS

Year	Team	GP/GS	Receiving					Rushing								
			Rec	Yds	Avg	Lg	TD	No	Yds	Avg	Lg	TD	STT			
2000	Chi		Practice Squad													
2001	Chi	2/0	2	20	10.0	13	0	0	0	0.0	0	0	0			
2002	Chi	12/3	14	100	7.1	25	0	1	5	5.0	5	0	8			
2003	Chi	15/1	3	50	16.7	25	0	0	0	0.0	0	0	13			
2004			Out of Football													
2005			Out of Football													
2006			Out of Football													
2007	Ariz		Injured Reserve - Ankle													
<b>Total</b>		<b>29/4</b>	<b>19</b>	<b>170</b>	<b>8.9</b>	<b>25</b>	<b>0</b>	<b>1</b>	<b>5</b>	<b>5.0</b>	<b>5</b>	<b>0</b>	<b>21</b>			

Year	Team	Kickoff Returns					Punt Returns				
		No	Yds	Avg	Lg	TD	No	Yds	Avg	Lg	TD
2002	Chi	45	1,029	22.9	63	0	10	71	7.1	18	0
2003	Chi	20	405	20.3	35	0	0	0	0.0	0	0
<b>Total</b>		<b>65</b>	<b>1,434</b>	<b>22.1</b>	<b>63</b>	<b>0</b>	<b>10</b>	<b>71</b>	<b>7.1</b>	<b>18</b>	<b>0</b>

### Single Game Highs:

**Receptions:** 4, vs. Tampa Bay, 12/29/02; **Receiving Yards:** 30, vs. Philadelphia, 11/03/02; **Long Reception:** 25, vs. Philadelphia, 11/03/02

## MERRITT POSTSEASON STATS

Year	Team	GP/GS	Rushing				
			No	Yds	Avg	Lg	TD
2001	Chi	1/0	1	47	47.0	47	1
<b>Total</b>		<b>1/0</b>	<b>1</b>	<b>47</b>	<b>47.0</b>	<b>47</b>	<b>1</b>

## "MAKING THE CUT"

Arizona Cardinals players and cheerleaders participated in "Making the Cut" on November 4, 2007 at the Rolf's Salon at Gainey Village in Scottsdale with proceeds benefiting Cardinals Charities.

A ticket for the event included a haircut, style and luxury Redken treatment by an expert Rolf's Stylist with Cardinals players and cheerleaders assisting. The event also featured a silent auction, food and beverages courtesy of Taneko Japanese Tavern, Budweiser, Alliance Beverage and Coca-Cola. Each participant also received a gift bag.

Founded in 1990, Cardinals Charities supports programs designed to improve the quality of life and enhance opportunities for children, women, and minorities in the state of Arizona. Since its inception, Cardinals Charities has distributed nearly \$3 million dollars to over 300 worthy Arizona charitable organizations on behalf of the Arizona Cardinals and the NFL.





## DEMARIO MINTER

**HOW ACQUIRED:** FA-07

**YEARS NFL/CARDINALS:** 2/1

**COLLEGE:** Georgia

**DOB:** February 20, 1984

**HOMETOWN:** Stone Mountain, GA

# 23

**CORNERBACK / 5-11 / 199**

### Pro Career:

Originally drafted by the Cleveland Browns in the fifth round (152nd overall) of the 2006 NFL Draft. Spent his rookie season on the PUP list before being released following training camp on 9/2/07. Spent one week on the Kansas City practice squad before being released on 10/10/07. Signed to the Cardinals practice squad on 11/28/07 and signed a contract for the 2008 season on 12/31/07.

**2007:** Signed to the Cardinals practice squad on 11/28 where he spent the remainder of the season.

**2006:** Missed his rookie season in Cleveland on the physically unable to perform (PUP) list due to a knee injury.

### College:

Started 26 games in his career for the Bulldogs, deflecting 23 passes and picking off two others ... as a senior, started every game at strong-side cornerback and recorded 48 tackles (36 solos) with 3.5 stops for losses, caused a fumble and had two quarterback pressures ... as a junior, was named the team's Most Improved Defensive Back and was the recipient of the Defensive Most Improved

Player Award and the Iron Man Award after moving into the starting lineup at strong-side cornerback ... collected 51 tackles (42 solos) and had a career-high 10 pass break-ups ... as a sophomore, appeared in 12 games, starting at nickel back vs. Purdue in the Capital One Bowl and finishing the season with 16 tackles ... played in 12 games as a reserve cornerback as a freshman, recording 19 tackles and deflecting four passes while part of a defense that finished first in the SEC and fourth nationally in scoring (15.1 ppg).

### Personal:

Full name DeMario Antone Minter ... attended Stephenson (Stone Mountain, GA) High School, playing football and was a Super Prep All-Dixie selection ... earned Atlanta Journal-Constitution "Super Southern 100", Top 50 in Georgia and AAAAA All-State honorable mention as a senior after collecting 52 tackles, four interceptions and 18 pass deflections ... participated in the 2001 Georgia-Florida High School Football Game ... was also an All-State selection in track ... competed in the 100 and 200-meter dash as well as the 4x100-meter relay ... speech communications major at Georgia.

## CARDINALS CHEERLEADERS VISIT ASIA

On January 28, 2008 members of the Cardinals Cheerleading Show Team began a three week tour that traveled across Asia to Korea, Japan and Guam before ending in Hawaii. The squad visited 23 military bases putting on shows and cheer camps.

The journey began with four days in Korea where the squad visited 18 bases and performed four shows. They were in the area on the border of North Korea and South Korea known as the demilitarized zone and learned about the United States' history in Korea.

The next stop was Japan for one day. The cheerleaders were separated into four groups and each traveled to a different base for a Super Bowl party.

The cheerleaders continued on to Guam for four days where they stayed on the Navy base and visited a Navy ship, submarine and the Air Force base where they got to learn what the different departments on the base do. One evening the group went to Chumorro Village and got to try some of the native food and dancing and even got some souvenirs.

The trip concluded with eight days in Hawaii where they visited two bases. They also held two cheer camps and incorporated the participants into their show for Mahalo Fest at Pearl Harbor. While on the islands the cheerleaders went to the Pro Bowl and were able to relax as well as do some sky diving and parasailing.





## SEAN MOREY

**HOW ACQUIRED:** UFA-07 (Steelers)

**YEARS NFL/CARDINALS:** 8/2

**COLLEGE:** Brown

**DOB:** February, 26, 1976

**HOMETOWN:** Marshfield, MA

# 87

**WIDE RECEIVER / 5-11 / 193**

### NOTE CARDS

- After having a total of three receptions in his first six years in the NFL, Morey grabbed eight passes for 131 yards in his first season in Arizona, including a Cardinal season-long reception of 62 yards in overtime vs. San Francisco (11/25).
- Entered the league as a seventh-round draft pick of the Patriots in 1999; also played with Philadelphia in 2002 and 2003 before spending three seasons with Pittsburgh.
- A special teams standout throughout his career, he was named the Steelers' special teams co-captain in 2005 and 2006, leading Pittsburgh in special teams tackles in each of his three years with the Steelers (2004-06) and was named a Pro Bowl alternate in 2005.
- Signed a three-year deal with the Cardinals on 3/1/07.

### Pro Career:

Originally drafted by New England in the seventh round (241st overall) of the 1999 NFL Draft, Morey was released by the Patriots on 9/27/00 before re-signing to the practice squad on 10/18/00 and was released on 12/18/00. Played wide receiver with the Barcelona Dragons of NFL Europe prior to the 2001 season, but was out of football for the regular season. Picked up by the Eagles on 1/8/02 and attended training camp with Philadelphia but was released prior to the season. Signed by Philadelphia on 1/30/03 and again played for the Barcelona Dragons before returning to the Eagles where he appeared in all 16 games during the season and was named the special teams MVP. Was acquired by the Steelers on 9/6/04 as an unrestricted free agent and was named the special teams co-captain in 2005. Signed by Cardinals on 3/15/07 as an unrestricted free agent.

**2007:** Registered career-high eight receptions for 131 yards while continuing to be a special teams force, recording at least one special teams tackle in 13 of 15 games played ... tallied two receptions for 23 yards and also blocked a punt at Seattle's 31-yard line to set up Neil Rackers

field goal to put Cards up 3-0; led team with three special teams tackles in the home opener vs. Sea (9/16) ... inactive (concussion) @ Was (10/21) ... recorded two special teams tackles @ TB (11/4) and vs. Det (11/11), tying for the team lead in each ... registered 100th special teams tackle of career @ Cin (11/18) ... in 75th career game, recorded career-highs in receptions (4), receiving yards (79) and long reception (62) while also tying for team lead with two special teams tackles vs. SF (11/25); 62-yard reception was the Cardinals' longest pass play of the season ... hauled in two receptions for 29 yards including an 11-yard grab on third down to prolong a 3rd quarter drive that resulted in a touchdown vs. Cle (12/2) ... recorded one special teams tackle and 13 rushing yards on a fake punt to extend a fourth quarter drive that resulted in a field goal to bring Arizona within seven points @ NO (12/16) ... returned first kickoff as a Cardinal for 40 yards vs. Atl (12/23).

**2006:** Was named a Steelers special teams captain for the second year in a row ... played on special teams and had a team-high two solo special teams tackles vs. Mia (9/7) ... recorded two solo special teams tackles @ Jax (9/18) ... recorded one special teams tackle vs. Cin (9/24) ... saw action at WR and on special teams, recording two special teams tackles vs. KC (10/22) ... caught his second pass as a Steeler, good for 14 yards and a first down while collecting a team-high three solo tackles @ Atl (10/22) ... returned two kickoffs for 38 yards, including a long of 23 and recorded two tackles vs. NO (11/12) ... returned two kickoffs for 100 yards with a career-long 76-yarder in the second quarter @ Cle (11/19) ... saw action at WR and on special teams, collecting two tackles vs. TB (12/3) ... saw extensive action at WR and on special teams vs. Cle (12/7); caught one pass for 15 yards, returned one punt for 22 yards and added one solo special teams tackle ... recorded one tackle and returned two kickoffs for 23 yards vs. Bal (12/24).

**2005:** Had a standout season, being named a Steelers Special Teams captain while also earning a Pro Bowl alternate nod as a special teamer ... made one special teams tackle vs. Ten (9/11) ... injured his hamstring on special

*(Sean Morey continued on page 154)*

*(Sean Morey continued from page 153)*

teams @ Hou (9/18) ... inactive (hamstring) vs. NE (9/25) ... recorded two special teams tackles @ SD (10/10) ... had a team high-three special teams tackles vs. Jax (10/16) ... recovered a fumble on a muffed punt snap vs. Bal (10/31) ... saw action on special teams and as a wide receiver in the fourth quarter while recording two special teams tackles (one solo) vs. Cle (11/13) ... led the team with two solo special teams tackles vs. Cin (12/4) ... saw action at receiver after Quincy Morgan injured his ankle and missed the remainder of the game in the AFC Wild Card game @ Cin (1/8) and was credited with one defensive tackle after Cincinnati had a bad snap on a FG attempt; also collected two special teams tackles ... recorded one special teams tackle in the AFC Divisional game @ Ind (1/15) and also in the AFC Championship game @ Den (1/22) ... saw action on special teams in the Super Bowl vs. Seattle (2/5).

**2004:** Made his presence felt in his Steelers debut, tying for team lead with three special teams tackles vs. Oak (9/12) ... finished with three special teams tackles, again tying for team lead vs. Cin (10/3) ... had one special teams tackle vs. Cle (10/10) ... led the team with four special teams tackles @ Cin (11/21) ... made his first career reception on a key third-down play vs. Was (11/28) ... was credited with one special teams tackle in the AFC Divisional playoff game vs. NYJ (1/15) ... finished with two special teams tackles in the AFC Championship game vs. NE (1/23).

**2003:** Played in all 16 games with the Eagles in 2003 and was named the MVP of the NFL's #1 ranked special teams unit, finishing second on the team with 28 special teams tackles ... was named to Dr. Z's (Sports Illustrated) All-Pro team as a special teams player ... signed by the Eagles on 1/30 and was allocated to the Barcelona Dragons of the NFL Europe League where he caught 32 passes for 394 yards and seven touchdowns while finishing second in the league with a 26.3-yard kickoff-return average.

**2002:** Attended training camp with the Eagles, but was released prior to the regular season.

**2001:** Spent the regular season out of football before signing with the Eagles in the postseason on 1/8/02 ... made two special teams tackles in the NFC Wild Card game vs. TB (1/12) ... played defensive back with the Barcelona Dragons NFL Europe in 2001, finishing the season with 39 tackles, 1.5 sacks and one interception while helping Barcelona advance to the World Bowl.

**2000:** Spent part of the NFL season on New England's practice squad after being released by the Patriots following training camp on 9/27 ... was signed to the practice squad on 10/18, but suffered an ankle injury and signed an injury release prior to the end of the regular season 12/18 ... played wide receiver with the Barcelona Dragons of NFL Europe, catching 37 passes for 415 yards and three touchdowns.

**1999:** Was originally drafted by the Patriots in the seventh round (241st overall) of the 1999 NFL Draft and made the opening day roster ... was deactivated for the season opener before being released on 9/15 and re-signed to New England's practice squad ... was added to the team's 53-man roster on 12/7 and appeared in the final two games of the season on special teams vs. Buf (12/26) and vs. Bal (1/2), collecting five special teams tackles in the final two contests.

### College:

Finished his career at Brown with an Ivy League record 251 receptions for 3,850 yards and 40 touchdowns ... became the only athlete in the school's considerable history to have his number (24) retired and was recently inducted into the Brown Hall of Fame ... voted the Ivy League Player of the Year as a junior when he caught 74 passes for an Ivy League record 1,434 yards and 15 touchdowns ... earned degree with honors in organizational behavior and management.



**Personal:**

Full name Sean Joseph Morey ... played wide receiver and defensive back at Marshfield (MA) High School ... lettered in football, basketball and track ... appeared in Sports Illustrated's "Faces in the Crowd" on Jan. 12, 1998 ... wife, Cara, formerly played defender for the Brampton Thunder of the Canadian National Women's Hockey League in Ontario after star-

ring at Brown in ice hockey and field hockey ... father, Dennis, was also a semi-pro football player with several teams, including the Brockton, MA Pros ... grandfather, Joe, and his great uncle, Dick, both have been inducted to the Bridgewater State Hall of Fame for basketball ... lives in Toronto with his wife and two daughters—Devan and Kathryn.

**MOREY CAREER STATS**

Year	Team	GP/GS	Receiving					Kickoff Returns					
			Rec	Yds	Avg	Lg	TD	Att	Yds	Avg	Lg	TD	STT
1999	NE	2/0	0	0	0.0	0	0	0	0	0.0	0	0	0
2001	Phi	0/0	0	0	0.0	0	0	0	0	0.0	0	0	0
2003	Phi	16/0	0	0	0.0	0	0	7	93	13.3	24	0	28
2004	Pit	16/0	1	8	8.0	8	0	0	0	0.0	0	0	21
2005	Pit	15/0	0	0	0.0	0	0	0	0	0.0	0	0	17
2006	Pit	16/0	2	29	14.5	15	0	8	202	25.3	76	0	21
2007	Ariz	15/0	8	131	16.4	62	0	1	40	40.0	40	0	19
<b>Total</b>		<b>80/0</b>	<b>11</b>	<b>168</b>	<b>15.3</b>	<b>62</b>	<b>0</b>	<b>16</b>	<b>335</b>	<b>20.9</b>	<b>76</b>	<b>0</b>	<b>106</b>

**Single Game Highs:**

**Yards Receiving:** 79, vs. San Francisco, 11/25/07; **Receptions:** 4, vs. San Francisco, 11/25/07; **Long Reception:** 62 yards, vs. San Francisco, 11/25/07; **Special Teams Tackles:** 4, @ Cincinnati, 11/21/04.

**MOREY POSTSEASON STATS**

Year	Team	GP/GS	Receiving					Kickoff Returns					
			Rec	Yds	Avg	Lg	TD	Att	Yds	Avg	Lg	TD	STT
2001	Phi	3/0	0	0	0.0	0	0	0	0	0.0	0	0	0
2003	Phi	2/0	0	0	0.0	0	0	0	0	0.0	0	0	2
2004	Pit	2/0	0	0	0.0	0	0	0	0	0.0	0	0	3
2005	Pit	4/0	0	0	0.0	0	0	0	0	0.0	0	0	4
<b>Total</b>		<b>11/0</b>	<b>0</b>	<b>0</b>	<b>0.0</b>	<b>0</b>	<b>0</b>	<b>0</b>	<b>0</b>	<b>0.0</b>	<b>0</b>	<b>0</b>	<b>9</b>

**IT'S THE NFL IN A LANDSLIDE**

The people have spoken and, yet again, the NFL has been voted as America's favorite sport according to most recent Harris Poll. The NFL has proved not only to be the nation's most popular sport over the years, it continues to grow in popularity. 30 percent of those surveyed chose the NFL as their favorite sport, doubling the ratings of baseball, which came in second place with 15 percent of the vote.

The NFL has annually topped the Harris Poll since they started polling the public on their favorite sport in 1985 and it has grown from 24 percent of respondents claiming the NFL as their favorite to its current status as the number one choice of 30 percent of Americans.

**Harris Poll Results**

Pro Football	30%
Baseball	15%
College Football	12%
Auto Racing	10%
Hockey	5%





## CHIKE OKEAFOR

**HOW ACQUIRED:** UFA-05 (Seahawks)

**YEARS NFL/CARDINALS:** 10/4

**COLLEGE:** Purdue

**DOB:** March 27, 1976

**HOMETOWN:** Grand Rapids, MI

# 56

**LINEBACKER / 6-5 / 247**

### NOTE CARDS

- Placed on injured reserve on 9/2/07 after suffering a torn bicep in the preseason vs. Oakland (8/11); had not missed a game since 2001.
- Signed by Arizona on 3/7/05 to a five-year contract after four seasons with San Francisco (1999-02) and two with Seattle (2003-04).
- Led the Cardinals with 8.5 sacks in 2006; 7.5 of those came in the last seven games.
- Has recorded 32.5 sacks over the last four seasons he has played (with Cards had 7.5 in 2005 and 8.5 in '06).
- Began his career as a third-round draft pick of the 49ers in 1999 and spent four seasons (1999-2002) there before joining Seattle as a free agent in 2003.
- Pronounces his name: CHEEK-eh o-KEY-fur

### Pro Career:

Originally drafted by the 49ers in the third round of the 1999 NFL Draft (89th overall), Okeafor spent four years with the 49ers before signing with the Seattle Seahawks as an unrestricted free agent in 2003. Signed with the Cardinals on 3/7/05 to a five-year contract and led the team in sacks (8.5) in 2006, tallying 7.5 of them over the final seven games.

**2007:** Placed on injured reserve (left bicep) on 9/2/07 after suffering injury vs. Oak (8/11) in preseason.

**2006:** Appeared in all 16 games for the fifth consecutive season, starting 15

and pacing the Cardinals with 8.5 sacks ... had an impressive all-around day collecting three tackles, one for a loss, a fumble recovery and a key pass defended on a third down play in the second quarter vs. KC (10/8) ... tied a career-high with his 2.5 sacks of QB Marc Bulger, adding four tackles and two quarterback pressures @ StL (12/3) ... tallied three tackles, one sack of Matt Hasselbeck, two QB pressures and one QB hit vs. Sea (12/10); sack came against Seahawks All-Pro Walter Jones and came with Seattle threatening to score late in the fourth quarter, forcing the Seahawks into a fourth-and-20 they did not convert ... continued his dominate play when he piled up six tackles, two tackles for a loss, one sack of QB Jay Cutler and two forced fumbles vs. Den (12/17); first of the forced fumbles came in the second quarter when he tackled running back Tatum Bell, forcing the ball loose and into the hands of Antonio Smith, who ran four yards for a TD ... continued to apply pressure on opposing quarterbacks when he added a sack of Alex Smith and two QB hits to the three tackles he collected @ SF (12/24) ... finished the season finale @ SD (12/31) tying a career-high with nine tackles also adding his fourth sack in four games, his final one coming when he dropped Philip Rivers.

**2005:** Started all 16 games in his first



season with the Cardinals and finished second on the team with 7.5 sacks (Adrian Wilson 8.0) ... recorded two tackles, tipped a pass which was intercepted by Karlos Dansby and added a QB pressure on Eli Manning in the Cardinals season opener @ NYG (9/11) ... recorded his first sack as a Cardinal taking down Rams QB Marc Bulger for an eight-yard loss in the third quarter of the Cardinals home opener vs. StL (9/18) ... recorded two tackles and 1.5 sacks of QB Billy Volek vs. Ten (10/23) ... recorded four tackles, one sack of Matt Hasselbeck and forced a fumble vs. Sea (11/6) ... recorded one sack of QB Marc Bulger @ StL (11/20) ... recorded two sacks on Philadelphia's Mike McMahon and added two more tackles vs. Phi (12/24) ... added one sack of Peyton Manning @ Ind (1/1) to finish the season with 7.5 sacks.

**2004:** Led the Seahawks with 8.5 sacks while starting in all 16 regular season games and the Seahawks postseason appearance ... tallied five tackles, one sack of Ken Dorsey and forced his first fumble (recovered by Rashad Moore) of the season to help hold the 49ers scoreless for the first time in 420 games @ SF (9/26) ... recorded four tackles, sacked QB Marc Bulger twice, his third multi sack game of his career vs. StL (10/10) ... collected four tackles and sacked Tom Brady, giving him a sack for the third consecutive game @ NE (10/17) ... posted a sack of QB Josh McCown, giving him a sack in a career-high fourth consecutive game that caused a fumble, his second forced fumble of the year and eighth of his career along with three tackles @ Arz (10/24) ... posted his fourth multi-sack game of his career, second of the year, bringing down Josh McCown twice; added a career-high nine solo tackles and forced his fifth fumble of the year vs. Arz (12/26) ... posted four tackles and two sacks of Marc Bulger vs. StL (1/8) in the first round of the playoffs.

**2003:** Started all 16 games at right end in his first season with the Seahawks and tied his then career-high with 47 tackles and established a career-high with eight sacks, which led the team ... in Seahawks debut vs. NO (9/7), had three tackles (two solo), one sack of Aaron Brooks that forced a fumble that was recovered by Chad Brown; added his first career interception, returning it 18 yards ... had another sack that forced another fumble the following week when he brought down QB Jeff Blake @ Arz (9/14) ... facing his former team, posted a career-high seven tackles (three solo) and sacked QB Jeff Garcia vs. SF (10/12) ... posted a sack in his next three consecutive games (@ Bal, 11/23; vs. Cle, 11/30; @ Min, 12/7) while totaling 11 tackles ... posted a season-high two sacks vs. Ari (12/21), bringing down Jeff Blake; added four tackles ... had two stops in the Wild Card Game @ GB (1/4/04).

**2002:** Started all 16 games for the 49ers, ranking second on the team with a career-high six sacks, and established a career-high in tackles with 47 ... also added two forced fumbles, one fumble recovery and three passes defended ... began the season recording one sack in each of the Niners first three games ... started both postseason contests vs. NYG (1/5/03) and @ TB (1/12/03).

**2001:** Played in 14 games for the 49ers, starting three ... finished the season with 32 tackles (23 solo) and 2.5 sacks ... made first career start, recording a career-high tying five tackles (three solo) @ Ind (11/25) ... posted a career-high 2.5 sacks of QB Jay Fiedler vs. Mia (12/16) ... had three tackles (one solo) vs. Phi (12/22) before leaving the game with a fibula injury ... was inactive the following two weeks to close out the season ... also declared inactive for the 49ers Wild Card game @ GB (1/13/02).

**OKEAFOR ALL-TIME QUARTERBACKS SACKED LIST**

Marc Bulger (6.5), Josh McCown (6.0), Jay Fiedler (2.5), Aaron Brooks (2.0), Matt Hasselbeck (2.0), Jake Plummer (2.0), Mike McMahon (2.0), Billy Volek (1.5), Gus Frerotte (1.5), **One Each:** Anthony Wright, Brian Greise, Chris Chandler, Jay Cutler, Danny Wuerffel, Daunte Culpepper, Jeff Garcia, Kelly Holcomb, Ken Dorsey, Kerry Collins, Kurt Warner, Peyton Manning, Tom Brady, Trent Green, Vinny Testaverde, Philip Rivers, Jon Kitna, Michael Vick, Alex Smith.  
**TOTAL 45.0**



(Chike Okeafor continued on page 158)

(Chike Okeafor continued from page 157)

**2000:** Played in 15 games for San Francisco and posted 28 tackles (21 solo) and three sacks ... returned his first career kickoff 17 yards @ SD (12/3) ... tallied five tackles and 1.5 sacks of Gus Ferrotte @ Den (12/23).

**1999:** Played in 12 games for the 49ers at end and on special teams, where he recorded four special teams tackles ... had nine solo stops on the year and his first career sack came vs. StL (11/21) ... declared inactive weeks 14-17 due to left knee injury.

### College:

Second-team All-Big Ten selection and named to the Super Sleeper Team by the Sports Network as a senior at Purdue ... started every game his final season, recording 65 tackles (45 solo) and eight sacks ... started every game as a junior and had 85 tackles (45 solo) and 3.5 sacks, on

his way to a second team All-Big Ten selection ... played outside linebacker as a sophomore and led the team with a career-high 103 tackles ... named Freshman All-America after finishing with 65 tackles (46 solo).

### Personal:

Full name is Chikezie Russell Okeafor, pronounced CHEE-kay o-KEY-fur ... his first name, means "well made by God" in the Ibo dialect of the Nigerian language ... was a finalist for Indiana Mr. Football, earning All-State and Super Prep All-Midwest honors while at West Lafayette (IN) High ... named Indiana Region IV MVP ... posted 132 tackles and rushed for 1,169 yards and 12 scores on 132 carries his senior season of high school ... majored in engineering at Purdue, where his mother is a professor ... married, wife's name is Stephanie.

## OKEAFOR CAREER STATS

Year	Team	GP/GS	Tackles			Sacks		Interceptions					FR	FF	
			Solo	Asst.	Ttl	Sk	Yds	Int.	Yds	Lg	TD	PD			
1999	SF	12/0	9	0	9	1.0	4	0	0	0	0	0	0	0	0
2000	SF	15/0	21	7	28	3.0	19	0	0	0	0	1	0	1	
2001	SF	14/3	23	9	32	2.5	11	0	0	0	0	0	0	1	
2002	SF	16/16	34	13	47	6.0	30	0	0	0	0	3	1	2	
2003	Sea	16/16	33	14	47	8.0	43	1	18	18	0	2	0	2	
2004	Sea	16/16	41	12	53	8.5	55	0	0	0	0	0	0	5	
2005	Ariz	16/16	27	24	51	7.5	29	0	0	0	0	1	0	3	
2006	Ariz	16/15	45	11	56	8.5	57	0	0	0	0	6	2	2	
2007	Ariz	Injured Reserve - Bicep													
<b>Total</b>		<b>121/82</b>	<b>233</b>	<b>90</b>	<b>323</b>	<b>45.0</b>	<b>249</b>	<b>1</b>	<b>18</b>	<b>18</b>	<b>0</b>	<b>13</b>	<b>3</b>	<b>16</b>	

### Single Game Highs:

**Tackles:** 9, twice, last @ San Diego, 12/31/06; **Sacks:** 2.5, twice, last @ St. Louis, 12/3/06; **Interceptions:** 1, vs. New Orleans 9/7/03; **Forced Fumbles:** 2, vs. Denver, 12/17/06; **Fumble Recoveries:** 1, three times, last @ Oakland, 10/22/06.

### Additional Stats:

**Special Teams Tackles:** 1999 (4), 2000 (3); Career (7)  
**KO Returns:** 1 for 17 yards (2000).

## OKEAFOR POSTSEASON STATS

Year	Team	GP/GS	Tackles			Sacks		Interceptions					FR	FF
			Solo	Asst.	Ttl	Sk	Yds	Int.	Yds	Lg	TD	PD		
2001	SF	Inactive - Fibula												
2002	SF	2/2	2	1	3	0.0	0	0	0	0	0	0	1	0
2003	Sea	1/1	1	1	2	0.0	0	0	0	0	0	0	0	0
2004	Sea	1/1	3	1	4	2.0	14	0	0	0	0	0	0	0
<b>Total</b>		<b>4/4</b>	<b>6</b>	<b>3</b>	<b>9</b>	<b>2.0</b>	<b>14</b>	<b>0</b>	<b>0</b>	<b>0</b>	<b>0</b>	<b>0</b>	<b>1</b>	<b>0</b>



## BEN PATRICK

**HOW ACQUIRED:** D7/07 (215th)

**YEARS NFL/CARDINALS:** 2/2

**COLLEGE:** Delaware

**DOB:** August 23, 1984

**HOMETOWN:** Savannah, GA

# 89

**TIGHT END / 6-3 / 260**

### NOTE CARDS

- Caught two TD passes as a rookie and combined with Leonard Pope and Troy Bienemann to provide more touchdowns (8) for the Cardinals than any tight end unit since 1988 when Doug Awalt and Jay Novacek each scored four times.
- Redshirted his first year at Duke and then went on to play three seasons with the Blue Devils (2003-05).
- After earning his degree in African American Studies from Duke, transferred to Delaware for his final season of eligibility.
- Was the first tight end in Duke history to lead the team in receptions two years in a row (2004-05) and was Delaware's first-ever first-team All-America selection.

### Pro Career:

Drafted in the seventh round (215th overall) of the 2007 NFL Draft, Patrick appeared in eight games and started three in his rookie campaign. After being released by the team following training camp on 9/2/07, was signed to the practice squad on 9/4/07 and promoted to the 53-man roster on 10/29/07.

**2007:** Started three of eight games played and recorded seven receptions for 73 yards and two touchdowns in his rookie campaign ... saw first career action vs. Det (11/11) ... recorded first career special teams tackle @ Cin (11/18) ... registered first career reception and touchdown vs. SF (11/25); finished with two

catches for 19 yards including a two-yard touchdown from Tim Rattay on fourth down to give Arizona the lead in the fourth quarter ... started for the injured Leonard Pope and registered two receptions for 17 yards with one touchdown @ NO (12/16) ... hauled in a season long 21-yard reception vs. Atl (12/23).

### College:

After four seasons at Duke University where he appeared in 31 games (15 starts) with 79 catches for 781 yards and two touchdowns, transferred to the University of Delaware for his final college season in 2006 ... went on to lead Division I-AA tight ends in receiving with 64 catches for 639 yards and six touchdowns and was named a first-team All-America ... as a senior at Delaware, was rated the best tight end prospect in the NCAA Division I-AA ranks by The NFL Draft Report ... was an All-Atlantic Ten Conference first-team pick, led all Division I-AA tight ends in receptions (5.8 rpg, 16th overall) and yardage (58.1) per game ... broke the school season-record for tight ends and became only the second tight end in school history to lead the team as he caught 64 passes for 639 yards (10.0 avg) and six touchdowns ... his 64 receptions broke the school tight end record and also ranks fourth overall on Delaware's single season record list ... in his final season at

*(Ben Patrick continued on page 160)*



(Ben Patrick continued from page 159)

Duke, was named team captain and started eight of 10 games, leading the Blue Devils for the second consecutive season with 30 receptions for 252 yards (8.4 avg.) ... became the first tight end in school history to lead the team in receiving twice in a career ... was nominated for the John Mackey Award, given to the top tight end in college football ... as a sophomore, saw action in 11 games, including six starts ... became only the third tight end in the last thirty seasons to lead the team in receiving, catching 32 passes for 311 yards (9.7 avg.) and one touchdown ... redshirted as a freshman, performing on the scout team.

## Personal:

Full name Ben Patrick ... attended Jenkins (Savannah, GA) High School where he was one of the nation's top-rated tight ends ... the Georgia High School Coaches Association named him the Southeast Georgia Player of the Year in 2001, as he also garnered all-City and all-Southeast Region accolades from Super Prep ... the team's Most Valuable Player competed as a quarterback, tight end, linebacker and punter in 2001 ... led the team in passing yards, receptions and tackles that season ... also lettered in baseball and basketball.

## CARDINALS IN THE COMMUNITY

Patrick supplements his busy schedule on the field with a variety of community events off of it. He is a frequent coach at Cardinals Gatorade Junior Training Camps and can often be found reading to children at Valley elementary schools as part of the Cardinals and SRP "Milk and Cookies" program.

He participated at Bertrand Berry's annual holiday "B Train's Holiday Express" event helping to brighten the Holiday season of those less fortunate and also volunteered his time to help serve Thanksgiving dinner at the Phoenix Rescue Mission as part of the Cardinals "Feed the Hungry" program. He was also on hand to help cheer on walkers at the annual "Phoenix American Heart Walk and One Mile Stroke Walk" last March and joined teammates to visit kids at the Phoenix Children's Hospital as part of "Child Life Week" at the hospital.



## PATRICK CAREER STATS

Year	Team	GP/GS	No.	Yds	Avg	LG	TD	STT
2007	Ariz	8/3	7	73	10.4	21	2	2
<b>Total</b>		<b>8/3</b>	<b>7</b>	<b>73</b>	<b>10.4</b>	<b>21</b>	<b>2</b>	<b>2</b>

## PATRICK GAME-BY-GAME STATISTICS

Date	Opp	GP/GS	Receiving			Lg	TD	STT
			No	Yds	Avg			
Sept. 10	@ SF			Practice Squad				
Sept. 16	SEA			Practice Squad				
Sept. 23	@ Bal			Practice Squad				
Sept. 30	PIT			Practice Squad				
Oct. 7	@ StL			Practice Squad				
Oct. 14	CAR			Practice Squad				
Oct. 21	@ Was			Practice Squad				
Nov. 4	@ TB			Inactive				
Nov. 11	DET	1/0	0	0	0.0	0	0	0
Nov. 18	@ Cin	1/0	0	0	0.0	0	0	1
Nov. 25	SF	1/0	2	19	9.5	17	1	1
Dec. 2	CLE	1/1	1	5	5.0	5	0	0
Dec. 9	@ Sea	1/0	1	11	11.0	11	0	0
Dec. 16	@ NO	1/1	2	17	8.5	14	1	0
Dec. 23	ATL	1/0	1	21	21.0	21	0	0
Dec. 30	STL	1/1	0	0	0.0	0	0	0
<b>Total</b>		<b>8/3</b>	<b>7</b>	<b>73</b>	<b>10.4</b>	<b>21</b>	<b>2</b>	<b>2</b>



# SCOTT PETERS

**HOW ACQUIRED:** FA-07

**YEARS NFL/CARDINALS:** 3/1

**COLLEGE:** Arizona State

**DOB:** November 23, 1978

**HOMETOWN:** Pleasanton, CA

# 64

**CENTER/GUARD / 6-3 / 308**

## Pro Career:

Originally entered the league as a fourth round (124th overall) draft pick of the Philadelphia Eagles in 2002 and reached an injury settlement with the team on 9/5/03. Signed to the Giants practice squad on 10/17/03 and to the active roster on 11/15/03 and started the final four games of the season for New York. Placed on injured reserve by the Giants on 8/31/04 and was waived with an injury settlement on 9/11/04. Signed to the practice squad by the 49ers on 12/8/04 before being signed to the active roster on 12/15/04. After being waived by San Francisco on 9/3/05, signed with Carolina's practice squad on 9/7/05. Placed on injured reserve the following season on 8/29/06 with a foot injury. Signed with the Cardinals on 8/15/07 and was released on 8/31/07. Re-signed to the practice squad on 9/25/07 where he spent the remainder of the season. Re-signed to a one-year contract with the Cardinals on 4/4/08.

**2007:** Signed to the Cardinals practice squad 9/25/07 where he spent the remainder of the season.

**2006:** Placed on injured reserve by the Panthers on 8/29 after injuring his ankle during the preseason.

**2005:** Attended training camp with the 49ers and was waived by San Francisco on (9/3) ... signed by the Panthers on 9/7 and spent the season on the practice squad.

**2004:** Attended training camp with the Giants but was placed on injured reserve on 8/31 with an ankle injury ... reached an injury

settlement and was waived on 9/11 ... signed to the 49ers practice squad on 12/8 before being elevated to the 49ers active roster on 12/15 ... inactive for the final three games of the season.

**2003:** Played in seven games and started the final four at left guard for the Giants ... spent four days with the Giants practice squad before being signed to the active roster on 11/15 ... attended training camp with the Eagles and reached an injury settlement on 9/5 due to an ankle injury.

**2002:** Inactive for the first 14 games of his rookie season due to mononucleosis and did not play @ Was (9/16) and vs. Dal (9/22) ... was inactive for both postseason contests.

## College:

A four-year starter at Arizona State, started 43 consecutive games for the Sun Devils ... was a finalist for the Rimington Award, given to the nation's top center as a senior while also being named a first-team All-Pac-10 selection ... earned first-team All-Pac-10 honors as a junior after being moved from guard to center as a sophomore.

## Personal:

Full name Scott Thomas Peters ... attended Amador Valley (CA) High School where he lettered in football, wrestling and baseball ... graduated from Arizona State with a degree in communications ... married to wife Megan.

## PETERS CAREER STATS

Year	Team	GP/GS
2002	Phi	0/0
2003	NYG	7/4
2004	SF	0/0
2005	Car	Practice Squad
2006	Car	IR
2007	Ariz	Practice Squad
<b>Total</b>		<b>7/4</b>



# LEONARD POPE

**HOW ACQUIRED:** D3/06 (72nd)  
**YEARS NFL/CARDINALS:** 3/3  
**COLLEGE:** Georgia  
**DOB:** September 10, 1983  
**HOMETOWN:** Americus, GA

# 82

**TIGHT END / 6-8 / 258**

## NOTE CARDS

- Recorded five TD receptions in 2007 before being placed on injured reserve (ankle) on 12/11, missing the final three games of the season. His five TDs were the most by a Cardinals tight end since Robert Awalt had six in 1987.
- With his two TD receptions vs. Detroit (11/11/07), became the first Cardinal tight end since Doug Marsh (1983) to record multiple TD receptions in a game.

## Pro Career:

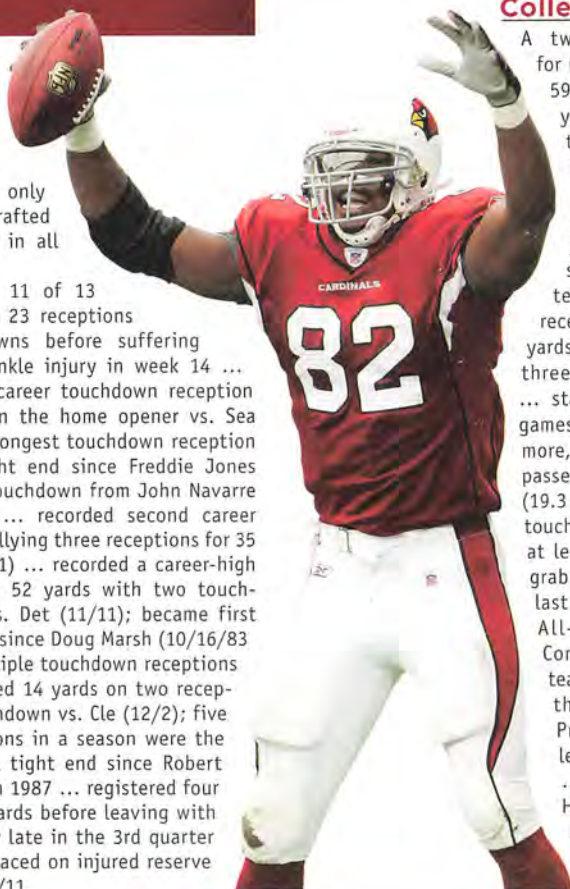
Selected in the third-round of the 2006 NFL Draft (72nd overall), Pope was the only Cardinals player drafted in 2006 to appear in all 16 games.

**2007:** Started 11 of 13 games played with 23 receptions and five touchdowns before suffering a season ending ankle injury in week 14 ... recorded his first career touchdown reception with a 30-yarder in the home opener vs. Sea (9/16); it was the longest touchdown reception by a Cardinals tight end since Freddie Jones caught a 33-yard touchdown from John Navarre @ Det (12/5/04) ... recorded second career touchdown while tallying three receptions for 35 yards @ Was (10/21) ... recorded a career-high five receptions for 52 yards with two touchdown receptions vs. Det (11/11); became first Cardinals tight end since Doug Marsh (10/16/83 @ TB) to have multiple touchdown receptions in a game ... totaled 14 yards on two receptions and one touchdown vs. Cle (12/2); five touchdown receptions in a season were the most by a Cardinal tight end since Robert Awalt had six TDs in 1987 ... registered four receptions for 16 yards before leaving with a right ankle injury late in the 3rd quarter @ Sea (12/9) ... placed on injured reserve (right ankle) on 12/11.

**2006:** Only Cardinals 2006 draft selection to appear in all 16 games (six starts) ... in his first NFL action, caught one pass for nine yards in the season opener vs. SF (9/10) ... saw significant action at tight end and caught one pass for nine yards in the Monday Night contest vs. Chi (10/16) ... in the first start of his NFL career, caught one pass for 22 yards @ GB (10/29).

## College:

A two-year starter for Georgia, caught 59 passes for 994 yards and nine touchdowns in his career ... started 11 games as a junior ... ranked second on the team with 33 receptions for 491 yards (14.9 avg) and three touchdowns ... started 10 of 12 games as a sophomore, hauling in 25 passes for 482 yards (19.3 avg) and six touchdowns ... had at least one scoring grab in five of his last six games ... All-Southeastern Conference first-team selection by the Associated Press and the league's coaches ... attended Hargrave Military Academy in 2002 prior to college.



## CARDINALS IN THE COMMUNITY



Leonard Pope's bond with his hometown of Americus, GA didn't end when he was drafted by the Cardinals in 2006. Following a tornado that devastated Americus in March of 2007, Pope has continued to be active in trying to raise money to repair the damage at

Sumter Regional Hospital. The hospital was severely damaged in the tornado and 700 Sumter employees were temporarily displaced.

He has visited the hospital and staff on numerous occasions and hosted a celebrity basketball game in Americus in 2007 to assist in raising money for the fundraising process. Pope along with current NFL players from the Georgia area helped campaign for the hospital to receive a brand new MRI machine in 2008 in addition to helping raise money for other brand new state-of-the-art equipment for the facility.

In June of 2008, he hosted the second annual Leonard Pope All-Star Weekend for his new non-profit organization, the Leonard Pope C.H.A.M.P. Foundation. The Foundation will promote programs for children and families in Americus.



## Personal:

Full name Leonard Pope III ... attended Americus (GA) High School where he earned Atlanta Journal-Constitution Super Southern 100, Top 50 in Georgia, Class AA All-State, Georgia Sportswriters Association All-State honors and was invited to play in the Georgia-Florida All-Star game ... led his

team to two straight Class AA state titles during his junior and senior seasons ... registered seven touchdowns as a tight end, catching eight passes with a pair of touchdowns in the playoffs as a senior ... returned an interception for a score while lining up at safety ... has four brothers and four sisters and a daughter, Cheryan McKay Pope.

## POPE CAREER STATS

Year	Team	GP/GS	No.	Yds	Avg	LG	TD
2006	Ariz	16/6	16	161	10.1	33	0
2007	Ariz	13/11	23	238	10.3	31	5
<b>Total</b>		<b>29/17</b>	<b>39</b>	<b>399</b>	<b>10.2</b>	<b>33</b>	<b>5</b>

## Single Game Highs:

**Receptions:** 5, vs. Detroit, 11/11/07; **Receiving Yards:** 52, vs. Detroit, 11/11/07; **Touchdowns:** 2, vs. Detroit, 11/11/07; **Long Reception:** 33, @ San Diego, 1/1/07.

## POPE GAME-BY-GAME STATISTICS

## Receiving

2007								2006							
Date	Opp.	GP/GS	No	Yds	Lg	TD		Date	Opp.	GP/GS	No	Yds	Lg	TD	
Sept. 10	@ SF	1/1	3	22	12	0		Sept. 10	SF	1/0	1	9	9	0	
Sept. 16	SEA	1/1	1	30	30t	1		Sept. 17	@ Sea	1/0	0	0	0	0	
Sept. 23	@ Bal	1/1	0	0	0	0		Sept. 24	STL	1/0	0	0	0	0	
Sept. 30	PIT	1/1	0	0	0	0		Oct. 1	@ Atl	1/0	2	32	18	0	
Oct. 7	@ StL	1/1	1	5	5	0		Oct. 8	KC	1/0	0	0	0	0	
Oct. 14	CAR	1/1	1	3	3	0		Oct. 16	CHI	1/0	1	9	9	0	
Oct. 21	@ Was	1/0	3	35	22	1		Oct. 22	@ Oak	1/0	0	0	0	0	
Nov. 4	@ TB	1/1	0	0	0	0		Oct. 29	@ GB	1/1	1	22	22	0	
Nov. 11	DET	1/1	5	52	16t	2		Nov. 12	DAL	1/0	1	7	7	0	
Nov. 18	@ Cin	1/1	1	22	22	0		Nov. 19	DET	1/1	1	2	2	0	
Nov. 25	SF	1/1	2	39	31	0		Nov. 26	@ Min	1/0	1	2	2	0	
Dec. 2	CLE	1/1	2	14	9	1		Dec. 3	@ StL	1/1	2	20	17	0	
Dec. 9	@ SEA	1/0	4	16	11	0		Dec. 10	SEA	1/0	1	3	3	0	
Dec. 16	@ NO			Injured Reserve				Dec. 17	DEN	1/1	2	11	7	0	
Dec. 23	ATL			Injured Reserve				Dec. 24	@ SF	1/1	1	4	4	0	
Dec. 30	STL			Injured Reserve				Dec. 31	@ SD	1/1	2	40	33	0	
<b>Total</b>		<b>13/11</b>	<b>23</b>	<b>238</b>	<b>31</b>	<b>5</b>		<b>Total</b>		<b>16/6</b>	<b>16</b>	<b>161</b>	<b>33</b>	<b>0</b>	



# NEIL RACKERS

**HOW ACQUIRED:** FA-03

**YEARS NFL/CARDINALS:** 9/6

**COLLEGE:** Illinois

**DOB:** August 16, 1976

**HOMETOWN:** St. Louis, MO

# 1

**KICKER / 6-1 / 207**

## NOTE CARDS

- Entered the league as a sixth-round draft pick by Cincinnati in 2000; spent three seasons with the Bengals but was released on the final roster cut in 2003. He signed with the Cardinals two months later following an injury to Bill Gramatica and has been with Arizona ever since.
- Recorded 110 points in 2007 to give him at least 100 points for the third season in a row, tying Pat Harder (1947-49) for the franchise record; also moved into second place on the franchise career points list with 495 points.
- In the midst of his sensational 2005 season, signed a four-year extension on 11/8/05 that keeps him under contract with the Cardinals through 2009.
- Selected to his first career Pro Bowl in 2005, joining Jim Bakken as the only Cardinal kickers honored.
- In '05 established an NFL record by connecting on 40 field goals, breaking the previous mark of 39 set by Miami's Olindo Mare in 1999 and matched by St. Louis' Jeff Wilkins in 2003.
- Also connected on 31 consecutive field goal attempts in 2005 to shatter the previous franchise record of 11 set by Bill Gramatica in 2001 (NFL record: 42 by Indy's Mike Vanderjagt, 2002-04).
- Scored 140 points in 2005, the third-most in the NFL and a new franchise record, passing Neil O'Donoghue (1984) and Jim Bakken (1967) who had 117 points.
- Despite not kicking off in the final five games of 2005, led the NFL with 22 touchbacks. Set the Cardinals franchise record for touchbacks in a season with 23 in 2004, the previous record was 19 set in 1997 by Joe Nedney and Kevin Butler.
- Established new franchise records for field goal percentage (95.2), field goal attempts (42) and field goals made (40) in 2005.
- The Pro Football Hall of Fame received the shoes worn by Rackers on 10/24/04 when he earned a spot in the NFL record books. By connecting on field goals of 55, 55 and 50 yards in the Cardinals 25-17 win vs. Seattle (10/24), Rackers earned a share of the NFL's all-time record for most field goals of 50+ yards in a single game, tying Morten Andersen who set the record in 1995. The Hall of Fame also received the shoes and ball from his record setting 40th field goal of the 2005 season.



### Pro Bowl Selection:

2005

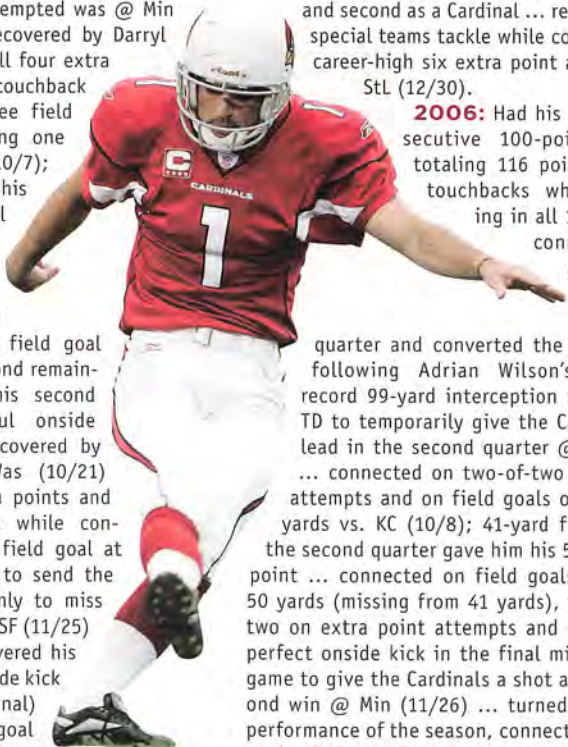
### Pro Career:

Originally a sixth-round pick by the Bengals in 2000 (169th overall), Rackers spent three seasons in Cincinnati before being released on 9/1/03 in their final roster cut. He then signed with the Cardinals on 11/11/03 to handle the kicking responsibilities while Bill Gramatica recovered from a back injury and has remained with the team ever since. Rackers signed a four-year contract extension on 11/8/05 which will keep him under contract with the team through the 2009 season.

**2007:** Served as one of five team captains and recorded 110 points in 2007 to give him at least 100 points for the third season in a row, tying Pat Harder (1947-49) for the franchise record; also moved into second place on the franchise career points list with 495 points; was perfect on three onside kick attempts, giving him four consecutive successful conversions dating back to 2006 ... nailed the game winning field goal from 42 yards out with one second left, as well as connecting from 28 and 52 yards (16th career of 50+ yards) while missing from 52 yards before the half in the home opener vs. Sea (9/16); recorded fourth game winning field goal of career, first as a Cardinal

## THE PLAYERS

... recorded an unassisted special teams tackle and had an onside kick recovered by Eric Green @ Bal (9/23); it gave Rackers his second consecutive successful onside kick attempt, the last onside kick he attempted was @ Min (11/26/06) and was recovered by Darryl Blackstock ... made all four extra points, registered one touchback and made two of three field goal attempts including one from 50 yards @ StL (10/7); 32-yard field goal was his 200th career field goal attempt ... converted one of two extra points with one being blocked and missed game-winning 55-yard field goal wide left with one second remaining after recording his second consecutive successful onside kick of the season recovered by Jerheme Urban @ Was (10/21) ... made all four extra points and recorded a touchback while connecting on a 19-yard field goal at the end of regulation to send the game into overtime only to miss from 32-yards in OT vs. SF (11/25) ... converted and recovered his fourth consecutive onside kick in a row (5th as a Cardinal) and missed only field goal attempt of the day from 50-yards while connecting on all three extra points @ Sea (12/9) ... converted all three



field goal tries including a 29-yarder with time expiring to send the game into overtime and then a 31-yarder in extra time vs. Atl (12/23) for the fifth game winning kick of his career and second as a Cardinal ... registered one special teams tackle while connecting on career-high six extra point attempts vs. StL (12/30).

**2006:** Had his second consecutive 100-point season, totaling 116 points with 17 touchbacks while appearing in all 16 games ...

connected on a 29-yard field goal in the first quarter and converted the extra point following Adrian Wilson's franchise record 99-yard interception return for a TD to temporarily give the Cardinals the lead in the second quarter @ Atl (10/1) ... connected on two-of-two extra point attempts and on field goals of 41 and 45 yards vs. KC (10/8); 41-yard field goal in the second quarter gave him his 500th career point ... connected on field goals of 21 and 50 yards (missing from 41 yards), was two-of-two on extra point attempts and converted a perfect onside kick in the final minute of the game to give the Cardinals a shot at a last second win @ Min (11/26) ... turned in his best performance of the season, connecting on field goals of 25, 39, 37 and 32 yards while converting two extra points @ SF (12/24).

**2005:** Set a new NFL record for field goals

## CARDINALS IN THE COMMUNITY

Neil Rackers had another banner year in the community during 2007-08 as he was active in a variety of community programs and appearances. Rackers once again participated in "12 News Turkey Tuesday" helping to collect turkeys for the Thanksgiving holiday for the less fortunate. As part of the program, he joined teammate Deuce Lutui to encourage people to donate turkeys to those less fortunate.

At another holiday community event, Rackers joined long snapper Nathan Hodel and 15 other teammates at "Shop-O-Rama" to shop with children from Homeward Bound, allowing the children to spend money on themselves or family members for the holiday season. He participated at Bertrand Berry's "B-Train Express" Holiday shopping event last December to shop with kids from ChildHelp to brighten their holiday season.

During the offseason, Rackers once again participated in the annual "Just for Kids Fishing Festival" to help provide children with the opportunity to learn how to fish and enjoy the outdoors. He joined teammates last spring to visit kids at the Phoenix Children's Hospital as part of "Child Life Week" while also helping to raise money for charity by modeling for the third consecutive year in a fashion show last spring with all of the proceeds going to the East Valley Assistance League.



(Neil Rackers continued on page 166)



*(Neil Rackers continued from page 165)*

in a season, connecting on 40 of 42 field goals and was named to his first career Pro Bowl ... scored all 12 Cardinals points in the home opener vs. StL (9/18), connecting on field goals from 29, 26, 48 and 35 yards out; hit the end zone on all five kickoffs, recording touchbacks on four ... recorded the Cardinals only points for the second week in a row with 12 points @ Sea (9/25); connected on two field goals from 50 or more yards for 10 career field goals of 50 or more yards; recorded three touchbacks ... extended his consecutive field goal streak to 16 hitting six-of-six attempts for a new career-best six field goals in a single game; hit the endzone on nine kickoffs, recording touchbacks on seven vs. SF (10/2) ... connected on the game deciding field goal which gave the Cardinals a 13-10 lead vs. Ten (10/23) ... connected on his 11th career



field goal from beyond 50 yards and his 22nd consecutive field goal of the season after hitting from 52 and 47 yards @ Dal (10/30) ... connected on four field goals vs. Sea (11/6) to increase his record to 26 consecutive field goals; hit his 12th 50+ yard field goal of his career and set the new franchise mark for field goals over 40 yards in a season connecting on his 13th ... connected on field goals of 51 and 28 yards @ Det (11/13) to extend his consecutive streak to 28; made two crucial tackles on kickoff returns ... set the franchise record for field goals in a season with his 31st field goal of the year @ StL (11/20) ... ended his streak of consecutive field goals when his first attempt of the day, a 43-yarder, went wide left; connected on a 42-yarder later in the day vs. Jax (11/27) ... suffered a torn calf muscle in his left leg in practice on 12/1 and was deactivated for the game @ SF (12/4) ... set the NFL record for field goals in a season hitting numbers 39 and 40 to tie and break the record @ Ind (1/1); tied the

## RACKERS FOR THE WIN

In 2007, Neil Rackers recorded his first two game-winning kicks as a Cardinal to give him five for his career. He had previously registered three game winners while he was with Cincinnati:

### 2007: ARIZONA

- Game 2, September 16 vs. Seattle  
Rackers connected on a 42-yard field goal in the final seconds to beat the Seahawks 23-20.
- Game 15, December 23 vs. Atlanta  
Rackers sent a 31-yard field goal through the uprights in overtime for a 30-27 win.

### 2001: CINCINNATI

- Game 15, December 30 vs. Pittsburgh.  
Rackers drove home a 31-yard field goal in overtime to beat the Steelers 26-23.
- Game 16, January 6 at Tennessee  
Rackers hit a 34-yard field goal with 20 seconds remaining in regulation for a 23-21 win.

### 2000: CINCINNATI

- Game 15, December 17 vs. Jacksonville  
Rackers recorded a 27-yard field goal as time expired to beat the Jaguars 17-14.



record with a 28-yard field goal in the second quarter and broke the record with a 42 yarder in the fourth quarter ... scored 11 points for the NFC in the Pro Bowl, leading the conference to a win.

**2004:** Re-wrote the Cardinals record books by kicking 23 touchbacks in 2004, the most in team history ... missed only three attempts from inside of 50 yards and nailed five from beyond 50 yards, including three in one game (vs. Seattle 10/24) ... kicked a league long 57-yarder against Denver in the preseason ... hit two field goals from beyond 50 yards vs. NE (9/19), nailed attempts from 51 and 52 yards but came up short on a 58-yard attempt that was deflected ... scored the only points of the day for the Cardinals on a 30-yard field goal @ Atl (9/26) ... tied the NFL record for most 50+ yard field goals in a game with three vs. Sea (10/24), connected on attempts from 55, 55, and 50 yards out tying Morten Andersen's record set in 1995; entering the season, had attempted five field goals of 50+ yards and connected on only three of them; named NFC Special Teams Player of the Week for his performance ... connected on two of three field goals vs. SF (12/12) and nailed four kickoffs for touchbacks to tie the individual record of 17 set by Joe Nedney in 1997 ... scored all 12 Cardinals points and set a then career-high in field goals made and attempted, connecting on four-of-six attempts

in the season finale vs. TB (1/2), connected from 40, 45, 39 and 31 yards out while missing attempts of 35 (WL) and 47(WL).

**2003:** Joined the Cardinals in mid-season and handled kicking duties for final seven contests ... made nine-of-12 field goal tries, perfect on eight PATs, for 35 points ... first action in Cardinal uniform @ Cle (11/16) and connected on 42-yard field goal in second quarter, 26-yarder in third period for Cards only points ... remained perfect as a Cardinal with field goals of 22 and 27 yards and three PAT conversions in addition to his first touchback on kickoff vs. StL (11/23) ... saw 35-yard try in fourth quarter sail wide right in bid to tie game vs. Car (12/14), atoned with 44-yarder for the tie with 1:09 left in regulation; the ensuing kickoff sailed three yards deep into end zone for touchback ... in season finale vs. Min (12/28) converted first half field goals from 22 and 26 yards ... after Cards pulled within 17-12 with two minutes left in game, completed a successful onsides kick recovered by Damien Anderson as ensuing possession resulted in game-winning touchdown and 18-17 victory.

**2002:** Accounted for 75 points on 15 field goals (18 attempts, 83.3 percent) and 30 PATs (32 attempts) for the Bengals ... made 12 of his final 13 field goals, only a missed 52-yarder prevented him from tying a Cincinnati record of 13 consecutive successful field goals ... perfect 13-for-13

## RACKERS MAKES IT THREE IN A ROW

Rackers' 110 points in 2007 made it three years in a row with at least 100 points, tying the franchise record he now shares with Pat Harder, who had 100 points per season from 1947-49. Rackers also moved into second place on the franchise career points list with 495 points since coming to the Cardinals in 2003. Cardinal great Jim Bakken holds the Cardinals career points record with 1,380.

### CARDINALS ALL-TIME POINTS LEADERS

Player, Years	Points
Jim Bakken, 1962-78	1,380
<b>NEIL RACKERS, 2003-</b>	<b>495</b>
Greg Davis, 1991-96	484
Neil O'Donoghue, 1980-85	439
Roy Green, 1979-90	414
Pat Harder, 1946-50	389
Bobby Joe Conrad, 1958-68	389
Sonny Randle, 1959-66	360



### RACKERS FACT:

Rackers cemented his position as one of the best kickers in the league when it comes to converting onside kicks in 2007. Rackers was successful on all three onside kicks he attempted in 2007 and has successfully converted eight of 15 career onside kick attempts, including the last four in a row.

*(Neil Rackers continued on page 168)*

*(Neil Rackers continued from page 167)*

from inside 45 yards ... converted attempts from 21 and 54 yards in season opener vs. SD (9/8), the latter a then career-best ... made three field goals from 51, 18, and 25 yards vs. Jax (12/15).

**2001:** Connected on 17-of-28 field goal tries and 23-of-24 PATs for 74 points ... made eight of last 10 field goals, including game winners in final two contests ... Bengals recovered both outside kick attempts, tied for league-best ... won training camp competition with former Dallas Cowboy and Carolina Panther kicker Richie Cunningham ... made 52-yarder @ Jax (11/11) ... came through from 36, 47 and 33 yards in season opening win vs. NE (9/9) as five of his six kickoffs reached the end zone, four for touchbacks ... trying game vs. Pit (12/30) with missed field goals from 32 and 28 yards and missed PAT with game tied at 23-23; made 34-yarder earlier in game, and atoned with 31-yarder 4:08 into overtime for the victory.

**2000:** Rookie season produced 12 field goals in 21 attempts and 21 PATs for 57 points with the Bengals ... opened season with three misses, including one field goal try blocked ... good from 23, 38 and 34 yards vs. Mia (10/1)

... took pitch from holder Daniel Pope on fake field goal try and tackled for five-yard loss @ Pit (10/15) ... converted season-long 45-yarder @ Ten (12/10) ... capped rookie season with game-winner from 27 yards out as time expired in season finale win vs. Jax (12/17) .

### College:

Set Illinois season scoring mark with 110 points as senior in 1999 ... connected on 20 of 25 field goal tries and all 35 extra points ... over one half (56.7 percent) of his kickoffs were touchbacks (38-of-67).

### Personal:

Full name Neil William Rackers ... earned 11 varsity letters in baseball, soccer and football at Aquinas-Mercy (St. Louis, MO) High School ... earned all-conference honors in all three sports ... posted batting averages of .480 and .420 as prep junior/senior, led school to consecutive state titles in soccer ... owns degree in speech communications from Illinois ... married, he and his wife Rachel have a son, Jacob, and a daughter, Annabel.

## RACKERS CAREER STATS

Year	Team	G	Scoring									
			FG	FGA	Pct	Lq	Blk	XP	XPA	Pct	Blk	Points
2000	Cin	16	12	21	57.1	45	2	21	21	100.0	0	57
2001	Cin	16	17	28	60.7	47	0	23	24	95.8	0	74
2002	Cin	16	15	18	83.3	54	0	30	32	93.8	0	75
2003	Ariz	7	9	12	75.0	49	0	8	8	100.0	0	35
2004	Ariz	16	22	29	75.8	55	0	28	28	100.0	0	94
2005	Ariz	15	40	42	95.2	54	0	20	20	100.0	0	140
2006	Ariz	16	28	37	75.7	50	0	32	32	100.0	0	116
2007	Ariz	16	21	30	70.0	52	0	47	48	97.9	1	110
<b>Total</b>		<b>118</b>	<b>164</b>	<b>217</b>	<b>75.6</b>	<b>55</b>	<b>2</b>	<b>209</b>	<b>213</b>	<b>98.1</b>	<b>1</b>	<b>701</b>

Year	Team	Field Goals									
		1-19	Pct	20-29	Pct	30-39	Pct	40-49	Pct	50+	Pct
2000	Cin	0-0	--	5-5	100.0	5-9	55.5	2-7	28.5	0-0	--
2001	Cin	0-0	--	4-6	66.6	8-11	72.7	4-9	44.4	1-2	50.0
2002	Cin	0-0	--	5-5	100.0	3-3	100.0	3-5	60.0	2-3	66.6
2003	Ariz	2-2	100.0	5-5	100.0	1-4	25.0	3-3	100.0	0-0	--
2004	Ariz	0-0	--	6-6	100.0	5-7	71.4	6-7	85.7	5-9	55.5
2005	Ariz	0-0	--	11-11	100.0	10-10	100.0	13-14	92.8	6-7	85.7
2006	Ariz	0-0	--	11-11	100.0	9-9	100.0	7-10	70.0	1-7	14.3
2007	Ariz	2-2	100.0	5-5	100.0	6-8	75.0	5-6	83.3	3-9	33.3
<b>Total</b>		<b>4-4</b>	<b>100.0</b>	<b>52-54</b>	<b>96.3</b>	<b>47-61</b>	<b>77.1</b>	<b>43-61</b>	<b>70.5</b>	<b>18-37</b>	<b>48.6</b>

### Single Game Highs:

**Field Goals Made:** 6, vs. San Francisco, 10/2/05; **Field Goals Attempted:** 6, twice, last vs. San Francisco, 10/2/05; **Longest Field Goal:** 55, vs. Seattle 10/24/04; **Most Points:** 19, vs. San Francisco 10/2/05, (six FGs, one PAT); **Most Touchbacks:** 7, vs. San Francisco, 10/2/05; **Most PATs:** 6, vs. St. Louis, 12/30/07.

## RACKERS GAME-BY-GAME STATS

## 2007 (Arizona)

Date	Opp.	Pts	XP/XPA	FG/FGA	KO/TB	1-19	20-29	30-39	40-49	50+	Kick-by-Kick
Sept. 10	@ SF	5	2/2	1/1	4/0	0-0	0-0	1-1	0-0	0-0	35
Sept. 16	SEA	11	2/2	3/4	6/4	0-0	1-1	0-0	1-1	1-2	28, (53), 52, 42
Sept. 23	@ Bal	11	2/2	3/4	6/3	0-0	0-0	0-0	3-4	0-0	48, (47), 40, 41
Sept. 30	PIT	3	3/3	0/1	4/1	0-0	0-0	0-0	0-0	0-1	(52)
Oct. 7	@ StL	10	4/4	2/3	6/1	0-0	0-0	1-2	0-0	1-1	50, (34), 32
Oct. 14	CAR	4	1/1	1/1	3/1	0-0	0-0	0-0	0-0	1-1	50
Oct. 21	@ Was	1	1/2	0/1	3/0	0-0	0-0	0-0	0-0	0-1	(55)
Nov. 4	@ TB	4	1/1	1/1	3/1	0-0	0-0	0-0	1-1	0-0	47
Nov. 11	DET	7	4/4	1/1	6/2	0-0	1-1	0-0	0-0	0-0	23
Nov. 18	@ Cin	5	5/5	0/1	6/1	0-0	0-0	0-0	0-0	0-1	(54)
Nov. 25	SF	7	4/4	1/2	4/1	1-1	0-0	0-1	0-0	0-0	19, (32)
Dec. 2	CLE	9	3/3	2/2	6/0	1-1	0-0	1-1	0-0	0-0	19, 33
Dec. 9	@ Sea	3	3/3	0/1	5/0	0-0	0-0	0-0	0-0	0-1	(50)
Dec. 16	@ NO	6	3/3	1/2	5/0	0-0	1-1	0-0	0-0	0-1	26, (54)
Dec. 23	ATL	12	3/3	3/3	5/0	0-0	1-1	2-2	0-0	0-0	32, 29, 31
Dec. 30	STL	12	6/6	2/2	9/2	0-0	1-1	1-1	0-0	0-0	23, 33
<b>Total</b>		<b>110</b>	<b>47/48</b>	<b>21/30</b>	<b>81/17</b>	<b>2-2</b>	<b>5-5</b>	<b>6-8</b>	<b>5-6</b>	<b>3-9</b>	

## 2006 (Arizona)

Sept. 10	SF	10	4/4	2/2	7/0	0/0	0/0	2/2	0/0	0/0	36,30
Sept. 17	@ Sea	4	1/1	1/3	3/2	0/0	0/0	0/0	1/1	0/2	(51), (53), 43
Sept. 24	STL	2	2/2	0/0	3/2	0/0	0/0	0/0	0/0	0/0	
Oct. 1	@ Atl	4	1/1	1/1	3/0	0/0	1/1	0/0	0/0	0/0	29
Oct. 8	KC	8	2/2	2/3	5/1	0/0	0/0	0/0	2/2	0/1	41, 45, (51)
Oct. 16	CHI	11	2/2	3/5	5/0	0/0	2/2	0/0	1/2	0/1	(52), 41, 28, 29, (40)
Oct. 22	@ Oak	9	0/0	3/4	5/0	0/0	1/1	1/1	1/2	0/0	(49), 29, 45, 38
Oct. 29	@ GB	2	2/2	0/0	3/1	0/0	0/0	0/0	0/0	0/0	
Nov. 12	DAL	4	1/1	1/1	3/1	0/0	1/1	0/0	0/0	0/0	28
Nov. 19	DET	5	2/2	1/1	4/3	0/0	0/0	1/1	0/0	0/0	36
Nov. 26	@ Min	8	2/2	2/3	6/3	0/0	1/1	0/0	0/1	1/1	21, 50, (41)
Dec. 3	@ StL	10	4/4	2/2	7/1	0/0	2/2	0/0	0/0	0/0	23, 20
Dec. 10	SEA	9	3/3	2/3	6/0	0/0	0/0	1/1	1/1	0/1	32, (53), 40
Dec. 17	DEN	8	2/2	2/3	5/0	0/0	0/0	1/1	1/1	0/1	49, (50), 38
Dec. 24	@ SF	14	2/2	4/4	7/2	0/0	1/1	3/3	0/0	0/0	25, 39, 37, 32
Dec. 31	@ SD	8	2/2	2/2	5/1	0/0	2/2	0/0	0/0	0/0	28, 20
<b>Total</b>		<b>116</b>	<b>32/32</b>	<b>28/37</b>	<b>77/17</b>	<b>0/0</b>	<b>11/11</b>	<b>9/9</b>	<b>7/10</b>	<b>1/7</b>	

## 2005 (Arizona)

Sept. 11	@ NYG	7	1/1	2/2	5/0	0/0	1/1	0/0	1/1	0/0	24, 42
Sept. 18	STL	12	0/0	4/4	5/4	0/0	2/2	1/1	1/1	0/0	29, 26, 48, 35
Sept. 25	@ Sea	12	0/0	4/4	5/3	0/0	0/0	2/2	0/0	2/2	54, 39, 50, 39
Oct. 2	SF	19	1/1	6/6	9/7	0/0	2/2	0/0	4/4	0/0	40, 45, 48, 23, 43, 24
Oct. 9	CAR	8	2/2	2/2	5/2	0/0	0/0	1/1	1/1	0/0	39, 49
Oct. 23	TEN	8	2/2	2/2	5/3	0/0	1/1	1/1	0/0	0/0	33, 24
Oct. 30	@ Dal	7	1/1	2/2	4/1	0/0	0/0	0/0	1/1	1/1	52, 47
Nov. 6	SEA	13	1/1	4/4	6/0	0/0	1/1	1/1	1/1	1/1	23, 31, 50, 44
Nov. 13	@ Det	7	1/1	2/2	6/1	0/0	1/1	0/0	0/0	1/1	51, 28
Nov. 20	@ StL	12	3/3	3/3	8/1	0/0	0/0	2/2	0/0	1/1	32, 33, 51
Nov. 27	JAX	5	2/2	1/2	4/0	0/0	0/0	0/0	1/2	0/0	(43), 42
Dec. 4	@ SF										Inactive—Calf
Dec. 11	WAS	7	1/1	2/2	0/0	0/0	1/1	0/0	1/1	0/0	44, 20
Dec. 18	@ Hou	7	1/1	2/2	0/0	0/0	1/1	0/0	1/1	0/0	26, 42
Dec. 24	PHI	9	3/3	2/3	0/0	0/0	0/0	2/2	0/0	0/1	32, 32, (54)
Jan. 1	@ Ind	7	1/1	2/2	0/0	0/0	1/1	0/0	1/1	0/0	28, 42
<b>Total</b>		<b>140</b>	<b>20/20</b>	<b>40/42</b>	<b>62/22</b>	<b>0/0</b>	<b>11/11</b>	<b>10/10</b>	<b>13/14</b>	<b>6/7</b>	

(Neil Rackers continued on page 170)



(Neil Rackers continued from page 169)

## RACKERS GAME-BY-GAME STATS

## 2004 (Arizona)

Date	Opp.	Pts	XP-XPA	FG-FGA	KO/TB	1-19	20-29	30-39	40-49	50+	Kick-by-Kick
Sept. 12	@ STL	4	1-1	1-1	3/1	0-0	1-1	0-0	0-0	0-0	22
Sept. 19	NE	6	0-0	2-3	4/3	0-0	0-0	0-0	0-0	2-3	51, 52, (58)
Sept. 26	@ Atl	3	0-0	1-1	2/0	0-0	0-0	1-1	0-0	0-0	30
Oct. 3	NO	10	4-4	2-2	7/2	0-0	1-1	1-1	0-0	0-0	26, 33
Oct. 10	@ SF	4	4-4	0-0	6/1	0-0	0-0	0-0	0-0	0-0	
Oct. 24	SEA	11	2-2	3-3	6/1	0-0	0-0	0-0	0-0	3-3	55, 55, 50
Oct. 31	@ Buf	2	2-2	0-1	3/0	0-0	0-0	0-0	0-0	0-1	(64)
Nov. 7	@ Mia	6	3-3	1-1	5/1	0-0	1-1	0-0	0-0	0-0	29
Nov. 14	NYG	5	2-2	1-1	4/2	0-0	0-0	0-0	1-1	0-0	41
Nov. 21	@ Car	4	1-1	1-2	3/1	0-0	1-1	0-0	0-0	0-1	(50), 28
Nov. 28	NYJ	3	0-0	1-1	1/1	0-0	1-1	0-0	0-0	0-0	20
Dec. 5	@ Det	6	0-0	2-2	4/0	0-0	0-0	1-1	1-1	0-0	42, 33
Dec. 12	SF	8	2-2	2-3	7/4	0-0	1-1	0-1	1-1	0-0	(34), 44, 22
Dec. 19	STL	7	4-4	1-1	6/2	0-0	0-0	0-0	1-1	0-0	48
Dec. 26	@ Sea	3	3-3	0-1	4/1	0-0	0-0	0-0	0-0	0-1	(52)
Jan. 2	TB	12	0-0	4-6	5/3	0-0	0-0	2-3	2-3	0-0	40, 45, (35), 39, 31, (47)
<b>Total</b>		<b>94</b>	<b>28-28</b>	<b>22-29</b>	<b>70/23</b>	<b>0-0</b>	<b>6-6</b>	<b>5-7</b>	<b>6-7</b>	<b>5-9</b>	

## 2003 (Arizona)

Nov 16	@ Cle	6	0-0	2-2	3/0	0-0	1-1	0-0	1-1	0-0	42, 26
Nov 23	STL	9	3-3	2-2	7/1	0-0	2-2	0-0	0-0	0-0	22, 27
Nov 30	@ Chi	3	0-0	1-1	2/1	0-0	0-0	1-1	0-0	0-0	32
Dec 7	@ SF	2	2-2	0-0	4/0	0-0	0-0	0-0	0-0	0-0	
Dec 14	CAR	5	2-2	1-2	4/1	0-0	0-0	0-1	1-1	0-0	(35), 44
Dec 21	@ Sea	4	1-1	1-3	3/1	0-0	0-0	0-2	1-1	0-0	49, (38), (33)
Dec 28	MIN	6	0-0	2-2	4/1	0-0	2-2	0-0	0-0	0-0	26, 22
<b>Total</b>		<b>35</b>	<b>8-8</b>	<b>9-12</b>	<b>27/5</b>	<b>0-0</b>	<b>5-5</b>	<b>1-4</b>	<b>3-3</b>	<b>0-0</b>	

## 2002 (Cincinnati)

Sept 8	SD	6	0-0	2-2	3/1	0-0	1-1	0-0	0-0	1-1	21, 54
Sept 15	@ Cle	1	1-1	0-0	2/0	0-0	0-0	0-0	0-0	0-0	
Sept 22	@ Atl	3	0-0	1-1	2/0	0-0	1-1	0-0	0-0	0-0	24
Sept 29	TB	1	1-1	0-1	2/0	0-0	0-0	0-0	0-1	0-0	(45)
Oct 6	@ Ind	3	3-3	0-0	4/0	0-0	0-0	0-0	0-0	0-0	
Oct 13	PIT	1	1-1	0-1	2/0	0-0	0-0	0-0	0-1	0-0	(46)
Oct 27	TEN	6	3-3	1-1	5/0	0-0	0-0	0-0	1-1	0-0	44
Nov 3	@ Hou	8	5-5	1-1	7/0	0-0	1-1	0-0	0-0	0-0	25
Nov 10	@ Bal	9	3-3	2-2	6/1	0-0	0-0	1-1	1-1	0-0	43, 36
Nov 17	CLE	8	2-2	2-2	5/0	0-0	0-0	2-2	0-0	0-0	37, 31
Nov 24	@ Pit	3	3-3	0-0	4/0	0-0	0-0	0-0	0-0	0-0	
Dec 1	BAL	5	2-3	1-1	4/0	0-0	0-0	0-0	1-1	0-0	40
Dec 8	@ Car	7	4-4	1-2	6/0	0-0	1-1	0-0	0-0	0-1	(52), 24
Dec 15	JAX	9	0-0	3-3	5/0	1-1	1-1	0-0	0-0	1-1	51, 18, 25
Dec 22	NO	2	2-3	0-0	4/0	0-0	0-0	0-0	0-0	0-0	
Dec 29	@ Buf	3	0-0	1-1	3/1	1-1	0-0	0-0	0-0	0-0	19
<b>Total</b>		<b>75</b>	<b>30-32</b>	<b>15-18</b>	<b>64/3</b>	<b>2-2</b>	<b>5-5</b>	<b>3-3</b>	<b>3-5</b>	<b>2-3</b>	

## RACKERS GAME-BY-GAME STATS

## 2001 (Cincinnati)

Date	Opp.	Pts	XP-XPA	FG-FGA	KO/TB	1-19	20-29	30-39	40-49	50+	Kick-by-Kick
Sept 9	NE	11	2-2	3-3	6/4	0-0	0-0	2-2	1-1	0-0	36, 47, 33
Sept 23	BAL	3	3-3	0-3	4/0	0-0	0-0	0-1	0-2	0-0	(43), (39), (45)
Sept 30	@ SD	2	2-2	0-0	3/0	0-0	0-0	0-0	0-0	0-0	
Oct 7	@ Pit	1	1-1	0-1	2/0	0-0	0-0	0-0	0-0	0-1	(51)
Oct 14	CLE	10	1-1	3-4	6/2	0-0	2-3	0-0	1-1	0-0	27, (22), 42, 21
Oct 21	CHI	0	0-0	0-1	1/0	0-0	0-0	0-1	0-0	0-0	(39)
Oct 28	@ Det	7	4-4	1-2	6/0	0-0	0-0	1-1	0-1	0-0	(47), 39
Nov 11	@ Jax	7	1-1	2-2	3/1	0-0	1-1	0-0	0-0	1-1	26, 52
Nov 18	TEN	1	1-1	0-0	2/0	0-0	0-0	0-0	0-0	0-0	
Nov 25	@ Cle	0	0-0	0-2	1/0	0-0	0-0	0-0	0-2	0-0	(43), (47)
Dec 2	TB	7	1-1	2-2	5/1	0-0	1-1	0-0	1-1	0-0	23, 41
Dec 9	JAX	4	1-1	1-1	3/0	0-0	0-0	0-0	1-1	0-0	47
Dec 16	@ NYJ	2	2-2	0-0	3/0	0-0	0-0	0-0	0-0	0-0	
Dec 23	@ Bal	0	0-0	0-0	5/0	0-0	0-0	0-0	0-0	0-0	
Dec 30	PIT	8	2-3	2-4	1/0	0-0	0-1	2-3	0-0	0-0	(32), (28), 34, 31
Jan 6	@ Ten	11	2-2	3-3	6/0	0-0	0-0	3-3	0-0	0-0	30, 33, 34
<b>Total</b>		<b>74</b>	<b>23-24</b>	<b>17-28</b>	<b>57/8</b>	<b>0-0</b>	<b>4-6</b>	<b>8-11</b>	<b>4-9</b>	<b>1-2</b>	

## 2000 (Cincinnati)

Sept 10	CLE	1	1-1	0-1	2/0	0-0	0-0	0-0	0-1	0-0	(42B)
Sept. 17	@ Jax	0	0-0	0-2	1/0	0-0	0-0	0-0	0-2	0-0	(44), (47)
Sept. 24	@ Bal	0	0-0	0-0	1/0	0-0	0-0	0-0	0-0	0-0	
Oct. 1	MIA	10	1-1	3-3	5/1	0-0	1-1	2-2	0-0	0-0	23, 38, 34
Oct. 8	TEN	2	2-2	0-2	3/0	0-0	0-0	0-1	0-1	0-0	(35B), (46)
Oct. 15	@ Pit	0	0-0	0-0	2/0	0-0	0-0	0-0	0-0	0-0	
Oct. 22	DEN	7	4-4	1-1	6/1	0-0	1-1	0-0	0-0	0-0	24
Oct. 29	@ Cle	4	1-1	1-1	3/0	0-0	1-1	0-0	0-0	0-0	39
Nov. 5	BAL	1	1-1	0-0	2/1	0-0	0-0	0-0	0-0	0-0	
Nov. 12	@ Dal	6	0-0	2-2	3/0	0-0	1-1	1-1	0-0	0-0	22, 37
Nov. 19	@ NE	7	1-1	2-3	3/0	0-0	1-1	0-1	1-1	0-0	28, (30), 45
Nov. 26	PIT	4	4-4	0-0	5/1	0-0	0-0	0-0	0-0	0-0	
Dec. 3	ARZ	6	3-3	1-3	5/0	0-0	0-0	1-2	0-1	0-0	(36), (45), 32
Dec. 10	@ Ten	3	0-0	1-1	2/0	0-0	0-0	0-0	1-1	0-0	45
Dec. 17	JAX	5	2-2	1-1	3/0	0-0	1-1	0-0	0-0	0-0	27
Dec. 24	@ Phi	1	1-1	0-1	2/0	0-0	0-0	0-1	0-0	0-0	(31)
<b>Total</b>		<b>57</b>	<b>21-21</b>	<b>12-21</b>	<b>48/4</b>	<b>0-0</b>	<b>6-6</b>	<b>4-8</b>	<b>2-7</b>	<b>0-0</b>	

## TEAM CAPTAINS WERE PICKED FOR EACH NFL TEAM

At the league meeting in May of 2007, the NFL decided that teams were going to reinstate team captains, an idea suggested by players during a meeting of Commissioner Roger Goodell's six-member Player Advisory Council.

The purpose of the program is to support and recognize the importance of team leadership through the role of the captains. Captains traditionally serve as a link between players, coaches and management to help foster cohesion within the teams.

The Cardinals 2007 captains were wide receiver Anquan Boldin on offense, strong safety Adrian Wilson and middle linebacker Gerald Hayes on defense, and kicker Neil Rackers and safety Aaron Francisco on special teams.

All captains were selected in a team vote and each player wore a captain's patch on their game jerseys for both home and road contests.





# JAMAICA RECTOR

**HOW ACQUIRED:** FA-07

**YEAR NFL/CARDINALS:** 3/2

**COLLEGE:** Northwest Missouri State

**DOB:** August 10, 1981

**HOMETOWN:** Celeste, TX

# 10

**WIDE RECEIVER / 5-10 / 183**

## Pro Career:

Signed to the Cardinals practice squad on 10/10/07 and was elevated to the 53-man roster on 12/1/07. Spent the 2007 training camp with Dallas before being cut on 8/27/07. Originally signed with Dallas as an undrafted rookie free agent on 4/28/05 but was cut on 8/30/05 and signed to the practice squad on 9/4/05 where he spent the rest of the season. Dallas signed him on 1/10/06 and he made the opening game roster before being released on 10/16/06. Re-signed to the Cowboys practice squad on 10/18/06, where he remained for the rest of the season.

**2007:** Was signed to the 53-man roster on 12/1/07 and appeared in two games for the Cardinals.

**2006:** Signed by Dallas on 1/10/06 and made the opening game roster ... in first career game, returned four punts for 22 yards and had one fair catch before spraining his ankle @ Jax (9/10) ... inactive for next four games and released on 10/16 ... re-signed to Cowboys practice squad on 10/18 where he remained for the rest of the season.

**2005:** Signed as an undrafted rookie free agent by Dallas on 4/28/05 ... cut on 8/30/05 ... signed to the practice squad on 9/4/05 where he spent the rest of the season.

## College:

Left Northwest Missouri State as the most productive receiver in school and conference history ... four-time All-Mid-America Intercollegiate

Athletic Association selection and was also the MIAA's all-time leading receiver with 4,497 yards on 289 receptions ... receiving yards rank second all-time on the NCAA Division II list and his receptions rank third ... set school records for career punt return yards (1,404), punt returns (112), kick return average (27.5 yards), and touchdown receptions (38) ... as senior, registered 1,203 yards on 87 receptions and a career best 15 touchdowns while recording a 24.0-yard average on 15 kickoff returns and a 16.6-yard average on 29 punt returns ... as a junior, hauled in 63 receptions for 971 yards and eight touchdowns as well as totaled 316 yards on 20 punt returns and a 32.7 average on kickoff returns ... registered career best 1,242 receiving yards on 78 receptions with six touchdowns as a sophomore ... in his freshman year recorded 61 receptions for 1,081 yards, nine touchdowns, a 27.5-yard average on 11 kickoff returns and 18 punt returns for a 10.0-yard average.

## Personal:

Full name Jamaica Ray Rector ... earned his degree in parks and recreation ... All-State performer in track and football at Celeste (TX) High School ... named Texas Class 1A Defensive Player of the Year as a senior ... also lettered in baseball, basketball and tennis ... as a rookie, was a member of the Cowboys 2005 Rookie Club which did community service in the Dallas area with The Salvation Army, Children's Medical Center Dallas and Meals on Wheels.

## RECTOR CAREER STATS

Year	Team	GP/GS	Receiving					Punt Returns				
			No.	Yds	Avg	LG	TD	No.	Yds	Avg	LG	TD
2006	Dal	1/0	0	0	0.0	0	0	4	22	5.5	8	0
2007	Ariz	2/0	0	0	0.0	0	0	0	0	0.0	0	0
<b>Total</b>		<b>3/0</b>	<b>0</b>	<b>0</b>	<b>0.0</b>	<b>0</b>	<b>0</b>	<b>4</b>	<b>22</b>	<b>5.4</b>	<b>8</b>	<b>0</b>



# BRYAN ROBINSON

**HOW ACQUIRED:** UFA-08 (Bengals)

**YEARS NFL/CARDINALS:** 12/1

**COLLEGE:** Fresno State

**DOB:** June 22, 1974

**HOMETOWN:** Toledo, OH

# 97

**DEFENSIVE END / 6-4 / 304**

## Pro Career:

Originally entered the NFL in 1997 as a rookie free agent with the St. Louis Rams out of Fresno State. Began the 1998 preseason with the Rams, then was acquired by Chicago on waivers on 8/31. Spent the next six seasons with the Bears, starting 82 of 90 games played. Opened training camp with Chicago in 2004 but was released on 9/5/04 and signed as a free agent with Miami on 9/7/04 where he started 13 of 16 games. Signed with the Bengals on 3/14/05 as an unrestricted free agent and went on to start 29 of 42 games played over the next three seasons. Signed a two-year contract with the Cardinals on 4/14/08.

**2007:** For the sixth time in his career, played in all 16 games with four starts at defensive end ... made four straight starts: @ KC (10/14), vs. NYJ (10/21), vs. Pit (10/28), @ Buf (11/4) ... tallied season-high three tackles during wins vs. NYJ (10/21) and vs. Ten (11/25) ... recorded a sack in win vs. Cle (12/23).

**2006:** Started all 16 games for the fifth time in his career ... tied for the line lead with seven tackles, including an eight-yard sack, a pass defended and a forced fumble @ KC (9/10) ... recorded a fourth quarter sack of Michael Vick vs. Atl (10/22) ... dropped Peyton Manning for the Bengals only sack @ Ind (12/18).

**2005:** In first season as a Bengal, started nine of 10 games before a foot injury vs. Ind (11/20) ended his regular season ... started at LDT in game one, games three thru 10 and in the Bengals playoff loss vs. Pit (1/8) ... had best games vs. Pit (10/23), registering a season-high five tackles.


**2004:** Released by Chicago on 9/5 and signed with Miami on 9/7; started 13 of 16 games played for a defense that finished

eighth in league yardage rankings ... ranked seventh on team with 71 total tackles and fourth in QB hurries with 21 ... recorded four tackles in first start as a Dolphin @ Cin (9/18) ... registered season-high 11 tackles @ Den (12/12).

**2003:** Started all 16 games at RDT and led Bears d-line with five passes defended while his 47 tackles ranked third among defensive linemen ... in first career start at RDT, defended five tackles in season opener @ SF (9/7) ... registered season-high eight tackles @ Sea (10/19) with a half-sack ... posted seven tackles and a half-sack vs. Was (12/21).

**2002:** Showed versatility by starting at three different positions on the d-line; started 13-of-15 games played and was the only member of the season-opening d-line to complete the season without injury ... started games 1-2 and 5-6 at LDE, games 3-4 at RDE and games 10-16 at LDT ... started at LDE on Monday Night Football vs. GB (10/7) and registered season-high seven tackles ... inactive @ Min (10/27) ending his 59-game starting streak ... equaled season-high with seven tackles @ Car (12/22) with one tackle-for-loss and a forced fumble.

**2001:** Started all 16 games for the third straight season and his first career playoff contest while registering a team-high 12 passes defended and a defensive line best 72 tackles ... forced a fumble and recovered first career fumble @ Bal (9/9) ... ended a fourth quarter threat with a sack along with five tackles vs. Ari (10/7) ... recorded one sack, one pass defense and one forced fumble @ Cin (10/21) ... deflected pass in OT that was intercepted by Mike Brown and returned for game-winning touchdown vs. Cle (11/4) ... led defensive line with seven tackles and one sack vs. GB (11/11) ... led team with season-high 12 tackles @ GB (12/9) ... registered a sack @ Det (12/30)



(Bryan Robinson continued on page 174)

(Bryan Robison continued from page 173)

... recorded career-high four passes defended vs. Jax (1/6/02) ... in first playoff game, totaled two tackles and one pass defended vs. Phi (1/19/02).

**2000:** For third consecutive season, increased tackle total and led all Bears defensive linemen with career-high 77 tackles in 16 starts at LDE while tying for second on the team with nine passes defended and third with 4.5 sacks ... recorded a sack vs. NO (10/8), and vs. TB (11/19) ... tallied season-high eight tackles @ NYJ (11/26) ... totaled two passes defended and a half sack vs. NE (12/10) ... tied career-high with two sacks along with seven tackles @ Det (12/24).

**1999:** For first time in his career started all 16 games at LDE registering a career-high five sacks ... recorded first career multi-sack game with two sacks vs. Sea (9/19) ... tallied one sack with five tackles @ TB (10/24) ... sealed 14-13 victory @ GB (11/7) by blocking 28-yard FG attempt in final seconds, was first game for Chicago since the death of Bears great Walter Payton ... registered one sack vs. Det (12/19) ... set team, season-high, and career-high with 16 tackles and a sack vs. TB (1/2/00).

**1998:** Signed off of waivers by Chicago on 8/31 and started career-high five of 10 games played ... set career-high with 30 tackles ... registered first career start vs. TB (11/29) and totaled four tackles ... recorded seven tackles with one tackle for loss and a half sack @ GB (12/13).

**1997:** Signed with St. Louis as an undrafted rookie free agent on 4/29/97 and was one of four rookie free agents to make the Rams opening day roster ... played in 11 games on defense and special teams ... recorded season-high eight tackles, two quarterback pressures and brought down Kerry Collins for first career sack vs. Car (11/23).

### College:

Played two seasons at Fresno State (1995-96) ... named first team All-WAC Pacific Division as senior after starting all 11 games ... led team in sacks (5) and tackles for loss (7) ... transferred to Fresno State from College of the Desert Junior College in Palm Desert, CA ... two-time all conference selection ... recorded 77 tackles as a sophomore ... majored in sociology.

### Personal:

Full name Bryan Keith Robison ... attended Woodward High (Toledo, OH) ... named second team all district during junior year and first team all district during senior year ... active in community service, he has worked with Special Olympics, made frequent school visits and has distributed turkeys on Thanksgiving ... during the 1997 off-season he helped his church, Church In The Light in Toledo, to purchase a new building.

## ROBINSON CAREER STATS

Year	Team	GP/GS	Tackles			Sacks		Interceptions					FR	FF	STT	
			Solo	Asst.	Ttl	Sk	Yds	Int.	Yds	Lq	TD	PD				
1997	StL	11/0	5	3	8	1.0	8	0	0	0	0	0	0	0	0	2
1998	Chi	11/5	17	13	30	0.5	5	0	0	0	0	1	0	0	0	0
1999	Chi	16/16	41	17	58	5.0	27	0	0	0	0	0	0	1	0	0
2000	Chi	16/16	56	21	77	4.5	28	0	0	0	0	9	0	0	0	0
2001	Chi	16/16	43	26	69	4.5	23	0	0	0	0	12	1	2	0	0
2002	Chi	15/13	32	14	46	1.0	20	0	0	0	0	5	0	2	0	0
2003	Chi	16/16	25	22	47	1.0	4	0	0	0	0	5	0	0	0	0
2004	Mia	16/13	47	24	71	0.0	0	0	0	0	0	5	0	1	0	0
2005	Cin	10/9	13	8	21	0.0	0	0	0	0	0	0	0	0	0	0
2006	Cin	16/16	30	23	53	3.0	14	0	0	0	0	2	0	1	0	0
2007	Cin	16/4	16	12	28	1.5	11	0	0	0	0	1	0	1	0	0
<b>Total</b>		<b>159/124</b>	<b>325</b>	<b>183</b>	<b>508</b>	<b>22.0</b>	<b>140</b>	<b>0</b>	<b>0</b>	<b>0</b>	<b>0</b>	<b>40</b>	<b>1</b>	<b>8</b>	<b>2</b>	

**Additional Stats:** Blocked FG, @ GB 11/7/99.

### Single Game Highs:

**Tackles:** 16, vs. Tampa Bay, 1/2/00; **Solo Tackles:** 9, vs. Tampa Bay, 1/2/00; **Sacks:** 2.0, twice, last @ Detroit, 12/24/00; **Forced Fumbles:** 1, eight times, last @ Pittsburgh, 12/2/07; **Fumble Recoveries:** 1, @ Baltimore, 9/9/01.

## ROBINSON POSTSEASON STATS

Year	Team	GP/GS	Tackles			Sacks		Interceptions					FR	FF	STT	
			Solo	Asst.	Ttl	Sk	Yds	Int.	Yds	Lq	TD	PD				
2001	Chi	1/1	1	1	2	0.0	0	0	0	0	0	1	0	0	0	0
2005	Cin	1/1	0	0	0	0.0	0	0	0	0	0	0	0	0	0	0
<b>Total</b>		<b>2/2</b>	<b>1</b>	<b>1</b>	<b>2</b>	<b>0.0</b>	<b>0</b>	<b>0</b>	<b>0</b>	<b>0</b>	<b>0</b>	<b>1</b>	<b>0</b>	<b>0</b>	<b>0</b>	<b>0</b>



# ANTREL ROLLE

**HOW ACQUIRED:** D1/05 (8<sup>th</sup>)  
**YEARS NFL/CARDINALS:** 4/4  
**COLLEGE:** Miami (FL)  
**DOB:** December 16, 1982  
**HOMETOWN:** Homestead, FL

# 21

**SAFETY / 6-0 / 206**

## NOTE CARDS

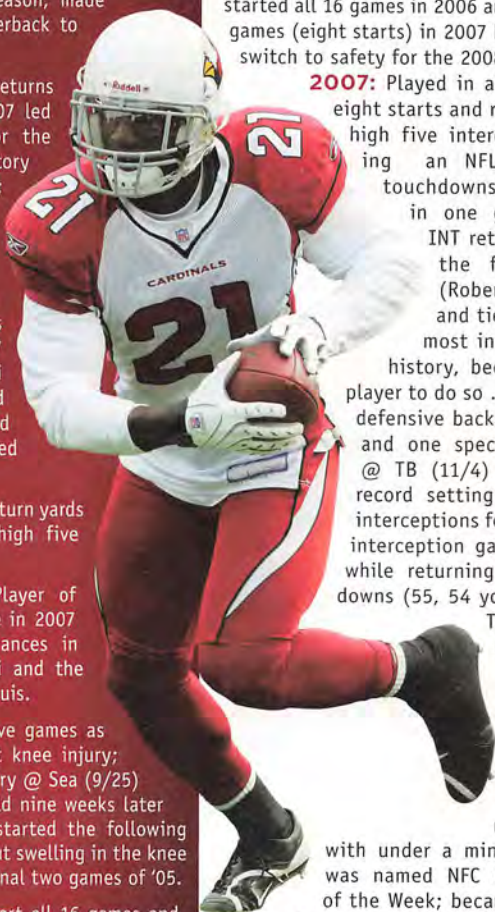
- Arizona's first-round selection in 2005 and the draft's eighth overall; was the second cornerback taken behind Dallas' Adam Jones who was taken with the sixth pick by Tennessee.
- Following the 2007 season, made the switch from cornerback to safety.
- His three interception returns for touchdowns in 2007 led the NFL and tied for the second-most in NFL history for a single season; he became the 22nd player to accomplish the feat.
- His two interception returns for touchdowns in week 11 of the 2007 season at Cincinnati tied the NFL record for a single game (had another TD return called back on a penalty).
- Led the NFL with 231 return yards in 2007 on a career-high five interceptions.
- Won NFC Defensive Player of the Week honors twice in 2007 following his performances in Week 11 at Cincinnati and the season finale vs. St. Louis.
- Rolle played in just five games as a rookie due to a left knee injury; after suffering the injury @ Sea (9/25) he returned to the field nine weeks later vs. Was (12/11) and started the following week @ Hou (12/18) but swelling in the knee sidelined him for the final two games of '05.
- Returned in 2006 to start all 16 games and finished fourth on the team with 87 tackles.

## Pro Career:

The Cardinals first pick in the 2005 NFL Draft (eighth overall), Rolle was impressive in the first three games of his rookie season before suffering a left knee injury which required surgery and kept him on the sidelines for nine games. With his knee finally healthy, he came back and started all 16 games in 2006 and played in all 16 games (eight starts) in 2007 before making the switch to safety for the 2008 season.

**2007:** Played in all 16 games with eight starts and recorded a career-high five interceptions, returning an NFL-high three for touchdowns including two in one game; his three INT returns for TDs tied the franchise record (Robert Massey, 1992) and tied for the second most in a season in NFL history, becoming the 22nd player to do so ... led all Cardinal defensive backs with 10 tackles and one special teams tackle @ TB (11/4) ... registered a record setting day with three interceptions for the first multi-interception game of his career while returning two for touchdowns (55, 54 yds.) while a third TD was called back on a penalty; also registered six tackles @ Cin (11/18); ended Bengals last hope with an interception near midfield with under a minute to play and was named NFC Defensive Player of the Week; became just the fifth player in NFL history with two INT

*(Antrel Rolle continued on page 176)*



*(Antrel Rolle continued from page 175)***ROLLE TIES NFL RECORD**

Rolle made a huge splash on defense for the Cardinals in 2007, becoming a dangerous playmaker once he got the ball in his hands. The third-year pro intercepted three passes, returning two for touchdowns in week 11 in Cincinnati. He also returned the third pick for a touchdown but the score was negated by an erroneous personal foul penalty called on the run back. As it stands, Rolle merely earned a share of the NFL's all-time record for INT touchdowns in a game. He became the 24th player in NFL history to accomplish the feat and the fifth Cardinal to do so.

Players with two interception returns for TDs in a game	Yards Ret.
<b>ANTREL ROLLE, ARIZONA VS. CINCINNATI, NOV. 18, 2007</b>	<b>55, 54</b>
Ronde Barber, Tampa Bay vs. Philadelphia, Oct. 22, 2006	37, 66
<b>Aaron Glenn, Houston vs. Pittsburgh, Dec. 8, 2002</b>	<b>70, 65</b>
<b>Dewayne Washington, Pittsburgh vs. Jacksonville, Nov. 22, 1998</b>	<b>52, 78</b>
Otis Smith, N.Y. Jets vs. Tampa Bay, Dec. 14, 1997	45, 51
Ken Norton, San Francisco vs. St. Louis, Oct. 22, 1995	21, 35
Eric Allen, Philadelphia vs. New Orleans, Dec. 26, 1993	33, 25
Robert Massey, Phoenix vs. Washington, Oct. 4, 1992	31, 41
Henry Jones, Buffalo vs. Indianapolis, Sept. 20, 1992	23, 82
Lloyd Burruss, Kansas City vs. San Diego, Oct. 19, 1986	56, 47
<b>Dave Brown, Seattle vs. Kansas City, Nov. 4, 1984</b>	<b>90, 58</b>
Mike Kozłowski, Miami vs. N.Y. Jets, Dec. 16, 1983	35, 38
Kenny Johnson, Atlanta vs. Green Bay, Nov. 27, 1983 (OT)	26, 31
<b>Prentice McCray, New England vs. N.Y. Jets, Nov. 21, 1976</b>	<b>63, 55</b>
Dick Anderson, Miami vs. Pittsburgh, Dec. 3, 1973	27, 38
Lemar Parrish, Cincinnati vs. Houston, Dec. 17, 1972	25, 33
Jim Kearney, Kansas City vs. Denver, Oct. 1, 1972	43, 32
Ken Houston, Houston vs. San Diego, Dec. 19, 1971	35, 29
Miller Farr, Houston vs. Buffalo, Dec. 7, 1968	52, 40
Jerry Norton, St. Louis vs. Pittsburgh, Nov. 26, 1961	47, 37
Bill Stacy, St. Louis vs. Dallas Cowboys, Nov. 5, 1961	31, 39
Bob Franklin, Cleveland vs. Chicago, Dec. 11, 1960	31, 37
Dan Sandifer, Washington vs. Boston, Oct. 31, 1948	50, 35
Bill Blackburn, Chi. Cardinals vs. Boston, Oct. 24, 1948	31, 27

\*BOLDDED PLAYERS RETURNED TWO INTS FOR 50+ YARDS\*



touchdowns of 50+ yards in the same game; three interceptions is tied for the highest single-game total in the NFL in 2007 ... led team and tied his career-high with 11 tackles and one pass defended vs. Cle (12/2); joined Roderick Hood as first Cardinal teammates to each collect two INT returns for TDs in the same season since Jerry Norton and Billy Stacy (1961) ... started fourth straight game for Eric Green (IR-groin) and tied for second on team with seven tackles and one tackle for loss vs. Atl (12/23) ... recorded one quarterback hit, two interceptions and returned one 47 yards for a touchdown and the other for a career-best 57 yards vs. StL (12/30); performance earned him NFC Defensive Player of the Week honors for the second time in 2007.

**2006:** Started all 16 games in his second season, finishing fourth on the team with 87 tackles ... led the team with eight total tackles and two passes defended in the season opener

vs. SF (9/10) ... led all defensive backs with seven total tackles @ Oak (10/22) ... tallied five tackles and his first career forced fumble vs. Sea (12/10) ... tied his career high with 11 tackles with one pass defended vs. Den (12/17) ... turned in his best performance of the year with two tackles, one pass defended, one forced fumble and a fourth quarter interception off of Alex Smith, his first of the year, @ SF (12/24).

**2005:** The second cornerback taken in the 2005 Draft behind West Virginia's Adam Jones (sixth overall, Tennessee) and the first CB taken by the Cardinals in the first round since Tom Knight in 1997 ... made his NFL debut @ NYG (9/11) and recorded one tackle ... recorded 11 tackles @ Sea (9/25), the second most on the team ... missed the game vs. SF (10/2) due to a left knee injury suffered @ Sea the week before ... underwent surgery to repair damage in the knee on 10/3 ... returned from his knee injury vs. Was (12/11) and recorded his first career

## RECEIVER AT HEART?

Rolle showed an incredible knack for finding the endzone when he got his hands on the ball in 2007. He turned in one electric run after another following his five interceptions this season, piling up yards and points at a record pace. Rolle was the anchor for a defense that led the NFL in TD returns and return yardage following interceptions in 2007.

With Rolle's 47-yard interception return for a touchdown in the season finale vs. St. Louis, he finished with three INT returns for TDs on the season, tying the Cardinals single season record.

### CARDINALS RECORD FOR INT-TDS IN A SEASON

TDs	Player (Year)
3	ANTREL ROLLE (2007) Robert Massey (1992)
2	Eight different players

Rolle's three interception returns for touchdowns in 2007 tied for the second most in a season in NFL history. He is the 22nd player in NFL history to have three INT returns for TDs in a season.

### NFL RECORD FOR INT-TDS IN A SEASON

TDs	Player, Team, Year
4	Ken Houston, Houston, 1971 Jim Kearney, Kansas City, 1972 Eric Allen, Philadelphia, 1993
3	19 players including Antrel Rolle in 2007



Rolle had 231 return yards on the season on his five interceptions, good for second in franchise history behind only Ray Ramsey who collected 237 yards in 1953. Rolle's 231 return yards were the best in the NFL in 2007 with fellow cornerback Rod Hood coming in second place with 196 yards.

### INTERCEPTION RETURN YARDS—2007 SEASON

Player (Team)	Yds	Int
1. ANTREL ROLLE (ARIZONA)	231	5
2. Rod Hood (Arizona)	196	5
3. Thomas Howard (Oakland)	172	6
4. Mike McKenzie (New Orleans)	161	3
5. Marcus Trufant (Seattle)	150	7

### FRANCHISE RECORD—INTERCEPTION RETURN YARDS

Player (Year)	Yards
1. Ray Ramsey (1953)	237
2. ANTREL ROLLE (2007)	231
3. Dick Lane (1956)	206
4. Rod Hood (2007)	196
5. Norm Thompson (1974)	190

(Antrel Rolle continued on page 178)

**(Antrel Rolle continued from page 177)**

interception off Mark Brunell and also broke up a pass ... made his first start since week three of the season and recorded nine solo tackles @ Hou (12/18) ... missed the last two games of the season due to swelling in his knee.

**College:**

In four seasons at Miami, was credited with 183 tackles, five interceptions and also doubled as a return man, returning 13 punts in 2003 for 202 yards and one touchdown ... was not only an All-American on the field as a senior for the Hurricanes, but was also selected as Miami's ACC Male Scholar Athlete of the Year and received his bachelor's degree (sports administration) in May of 2005 ... was an All-American choice in 2004 as a senior by The NFL Draft Report, Associated Press, Walter Camp, American Football Coaches Association, Football Writers Association, Sports Illustrated and The Sporting News ... first team All-Atlantic Coast Conference selection ... selected to the All-ACC Academic team and was a finalist for the Jim Thorpe Award (best defensive back) and a semifinalist for the Bednarik Award (best defensive player) ... as a senior, started 11 games at right cornerback, recording 58 tackles with 1.5 sacks and a fumble recovery ... started every game as a junior, recording 51 tackles with a



10-yard sack ... intercepted two passes and took one back for a touchdown ... gained 203 yards with a score on 13 punt returns (15.6 avg.) ... earned All-Big East Conference first-team honors by the league's head coaches in his first season as a starter at cornerback as a sophomore... credited with 66 tackles while starting 12 games ... appeared in the Fiesta Bowl for the National Championship vs. Ohio State at Sun Devil Stadium and recorded four tackles ... appeared in eight games as a freshman, recording eight tackles with an interception and a pass deflection.

**Personal:**

Full name Antrel Rocelious Rolle ... attended South Dade (Homestead, FL) High School ... Parade All-American choice and rated the second-best prospect in Florida and Dade County by the Miami Herald ... member of the Dallas Morning News National Top 100 list and was named to the prestigious All-Gridiron Team by Sunshine Network for 2000 ... graduated with a 3.8 grade point average in high school ... recorded 86 tackles and three interceptions, returning one for a touchdown as a senior ... on offense, he had four catches for 160 yards and a touchdown in 2000 ... added 85 tackles with three interceptions and broke up five passes as a junior in 1999 when he also returned six kicks (three punts, three kickoffs) for touchdowns.

**ROLLE CAREER STATS**

Year	Team	GP/GS	Tackles			Sacks		Interceptions					FR	FF	STT
			Solo	Asst.	Ttl	Sk	Yds	Int.	Yds	Lg	TD	PD			
2005	Ariz	5/4	27	1	28	0.0	0	1	29	29	0	1	0	0	2
2006	Ariz	16/16	81	6	87	0.0	0	1	23	23	0	10	0	2	1
2007	Ariz	16/8	48	24	72	0.0	0	5	231	57	3	9	0	0	5
<b>Total</b>		<b>37/28</b>	<b>156</b>	<b>31</b>	<b>187</b>	<b>0.0</b>	<b>0</b>	<b>7</b>	<b>283</b>	<b>57</b>	<b>3</b>	<b>20</b>	<b>0</b>	<b>2</b>	<b>8</b>

**Single Game Highs:**

**Tackles:** 11, three times, last vs. Cleveland, 12/2/07; **Solo Tackles:** 10, @ Seattle, 9/25/05; **Interceptions:** 3, @ Cincinnati, 11/18/07; **Forced Fumbles:** 1, twice, last @ San Francisco, 12/24/06; **INT Return Yards:** 57, vs. St. Louis, 12/30/07; **Touchdowns:** 2, @ Cincinnati, 11/18/07.

**Interception Returns for Touchdowns:**

55-yard return @ Cincinnati, 1/18/07; 54-yard return @ Cincinnati, 11/18/07; 47-yard return vs. St. Louis, 12/30/07.



# BO SCHOBEL

**HOW ACQUIRED:** FA-07  
**YEARS NFL/CARDINALS:** 5/2  
**COLLEGE:** Texas Christian  
**DOB:** March 24, 1981  
**HOMETOWN:** Columbus, TX

# 95

**DEFENSIVE END / 6-5 / 264**

## Pro Career:

Signed as a free agent by the Cardinals on 11/13/07, was originally drafted in the fourth round (103rd overall) of the 2004 NFL Draft by the Tennessee Titans. Released by the Cardinals on 11/17/07 and re-signed on 11/20/07. Again released on 11/24/07 before finally resigning on 11/27/07. After spending two seasons in Tennessee, where he appeared in 13 games (two starts), Schobel was waived by the Titans on 9/3/06 and was claimed off waivers by the Indianapolis Colts on 9/4/06. After being waived by the Colts on 9/9/06, was signed to the Indy practice squad on 9/13/07. Appeared in 14 regular season games and two playoff contests (including Super Bowl XLI) for the Colts in 2006 and spent training camp with Indianapolis in 2007 before being released in the team's final roster cut on 9/2/07. Signed a one-year contract with the Cardinals on 3/26/08.

**2007:** Signed with Cardinals as free agent on 11/13 ... inactive vs. Cle (12/2) and @ Sea (12/9) ... recorded first tackle as a Cardinal @ NO (12/16) ... inactive vs. Atl (12/23) ... registered one tackle vs. StL (12/30).

**2006:** Appeared in 14 games during the regular season and appeared in two playoff games, including Super Bowl XLI ... recorded five tackles and a half-sack vs. Hou (9/17) ... saw action vs. KC (1/6) in the Wild Card Game and appeared in Super Bowl XLI as a reserve but did not record any statistics.

**2005:** Appeared in eight games as a reserve defensive end for Tennessee ... recorded one tackle vs. Ind (10/2); vs. Oak (10/30); @ Cle (11/06) ... collected two tackles @ Ind (12/4) ... had season-high four tackles, one sack and two forced fumbles @ Jax (1/1/06).

**2004:** Started season on Physically Unable to Perform list due to a foot injury but appeared in five games (two starts) after he returned for Tennessee ... in his first NFL action, recorded five stops and returned a squib kick 12 yards @ Ind (12/5) ...

received his first career start and recorded one tackle @ KC (12/13) ... started the following week @ Oak (12/19) and recorded four tackles ... tallied four tackles vs. Det (1/2).

## College:

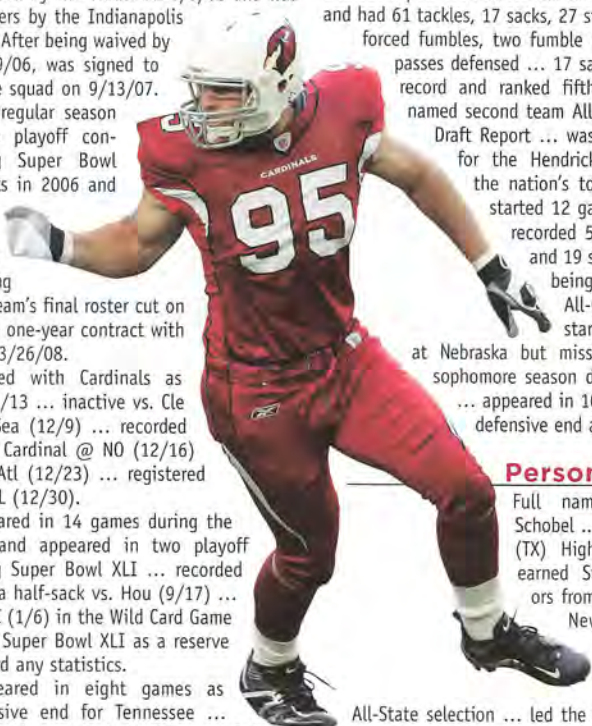
Three-year letterman who started 26 of 36 career games for Texas Christian, recording 147 tackles, 28.5 sacks and 51 stops for losses ... started 13 games as a senior and had 61 tackles, 17 sacks, 27 stops for losses, three forced fumbles, two fumble recoveries and three passes defended ... 17 sacks marked a school record and ranked fifth in the nation ... named second team All-America by the NFL Draft Report ... was one of six finalists for the Hendricks Award, given to the nation's top defensive end ... started 12 games as a junior and recorded 57 tackles, 7.5 sacks and 19 stops for losses while being named first team All-Conference USA ... started season opener at Nebraska but missed the rest of his sophomore season due to a knee injury ... appeared in 10 games as a reserve defensive end as a freshman.

## Personal:

Full name Robert Edward Schobel ... attended Columbus (TX) High School where he earned State Top 100 honors from the Dallas Morning News, Fort Worth Star-Telegram and Houston Chronicle ... was a first-team

All-State selection ... led the team in tackles and receptions his junior and senior year ... was named district 20-3A Defensive MVP and first-team punter as a senior ... earned all-district honors in baseball and track and was a state finalist in discus ... is a cousin of Bills Pro Bowl defensive end Aaron Schobel and Eagles tight end Matt Schobel ... he and his wife, Lyndsay, reside with their son Dayne and daughter Lainey in Columbus, TX ... holds degree in secondary education.

*(Bo Schobel continued on page 180)*



*(Bo Schobel continued from page 179)***SCHOBEL CAREER STATS**

Year	Team	GP/GS	Tackles			Sacks		Interceptions					FR	FF	STT	
			Solo	Asst.	Ttl	Sk	Yds	Int.	Yds	Lg	TD	PD				
2004	Ten	5/2	10	5	15	0.0	0	0	0	0	0	0	0	0	0	0
2005	Ten	8/0	7	4	11	1.0	7	0	0	0	0	0	0	2	2	
2006	Ind	14/0	15	6	21	0.5	5	0	0	0	0	0	0	0	0	8
2007	Ariz	2/0	0	2	2	0.0	0	0	0	0	0	0	0	0	0	0
<b>Total</b>		<b>29/2</b>	<b>32</b>	<b>17</b>	<b>49</b>	<b>1.5</b>	<b>12</b>	<b>0</b>	<b>0</b>	<b>0</b>	<b>0</b>	<b>0</b>	<b>0</b>	<b>2</b>	<b>10</b>	

**Single-Game Highs:**

**Tackles:** 5 (twice), last @ Houston 9/17/06; **Sacks:** 1.0, @ Jacksonville 1/1/06; **Forced Fumbles:** 2, @ Jacksonville 1/1/06.

**SCHOBEL POSTSEASON STATS**

Year	Team	GP/GS	Tackles			Sacks		Interceptions					FR	FF	STT	
			Solo	Asst.	Ttl	Sk	Yds	Int.	Yds	Lg	TD	PD				
2006	Ind	2/0	0	1	1	0.5	2	0	0	0	0	0	0	0	0	0
<b>Total</b>		<b>2/0</b>	<b>0</b>	<b>1</b>	<b>1</b>	<b>0.5</b>	<b>2</b>	<b>0</b>	<b>0</b>	<b>0</b>	<b>0</b>	<b>0</b>	<b>0</b>	<b>0</b>	<b>0</b>	<b>0</b>

**LYLE SENDLEIN****HOW ACQUIRED:** FA-07**YEARS NFL/CARDINALS:** 2/2**COLLEGE:** Texas**DOB:** March 16, 1984**HOMETOWN:** Scottsdale, AZ**63****CENTER / 6-4 / 300****Pro Career:**

Signed as a rookie free agent in 2007 out of the University of Texas, Sendlein appeared in 12 games in his first season with two starts at center.

**2007:** Played in 12 games with two starts in his rookie campaign ... saw action at center after starter Al Johnson left with an injured knee early in the third quarter of the season opener @ SF (9/10) ... made first career start while helping Edgerrin James total 128 yards on 24 carries and was part of line that did not allow a sack in the home opener vs. Sea (9/16) ... part of offensive line that had only yielded two sacks in the first three games ... saw action at left guard when starting right tackle Elton Brown left the game with an injury in the second quarter and starting left guard Reggie Wells moved to right tackle @ StL (10/7) ... saw action on special teams @ TB (11/4) ... for the first time in his career, appeared during goalline situation as an eligible receiver vs. Det (11/11) ... appeared on special teams in the final four games and played one series at center vs. StL (12/30) in the season finale.

**College:**

A versatile lineman, played in 49 career games, including 26 consecutive starts at center after moving from guard before his junior year ... started all 13 games at center for the second consecutive year as a senior and was a member of the Rimington Trophy watch list (nation's top center) while also earning consensus first-team All-Big 12 honors ... voted team captain by his teammates and named one of UT's Most Consistent Offensive Players ... started all 13 games at center as a junior after switching from guard, earning honorable mention All-Big 12 honors from The Associated Press ... was a key part of a line that helped Texas rank first in the nation in scoring offense (50.2 ppg), second in rushing offense (274.9 ypg) and third in total offense (512.1 ypg) ... paved the way for 289 yards rushing and 556 yards of total offense in Texas' 41-38 Rose Bowl victory over USC for the National Championship ... logged time as a backup center and guard in 10

## THE PLAYERS

games as a sophomore, including the Longhorns win over Michigan in the Rose Bowl ... as a redshirt freshman in 2003, appeared in all 13 games on offense and special teams ... redshirted in 2002.

### Personal:

Full name Lyle Robert Sendlein ... a Scottsdale native, attended Chaparral High School where he was a four-year letterman and three-year starter ... started at defensive tackle and linebacker as a senior, linebacker as a junior and offensive tackle as a sophomore ... helped lead the team to back-to-back Arizona 4A State Championships in 1999-



2000 and a 28-game winning streak ... a first-team all-state, all-region and all-city selection as a senior ... earned second-team all-state and first-team all-region and all-city honors as a junior ... also named the Valley's 2000 Defensive Player of the Year ... a first-team all-region choice at offensive tackle as a sophomore ... father, Robin, played linebacker at UT (1977-80) and in the NFL for eight years with Minnesota (1981-85), Miami (1986-87) and Houston (1988) ... brother, Austin, was a defensive lineman and lettered for the Longhorns from 2002-03.

## SENDLEIN CAREER STATS

Year	Team	GP/GS
2007	Ariz	12/2
<b>Total</b>		<b>12/2</b>

## CARDINALS IN THE COMMUNITY

Scottsdale native Lyle Sendlein returned to his home state of Arizona in 2007 and was very visible in the community. The second-year player was one of the most active participants in the Cardinals and SRP "Milk and Cookies" program throughout the entire season. Sendlein read to students all over the Valley and made sure that on Tuesdays, he was spending his time reading to children in the community.

He also took part in the Cardinals and United Way "Hometown Huddle" to coach

100 students as well as 25 kids from the Special Olympics of Arizona to a kids camp at the Cardinals training facility. Sendlein also participated in teammate Bertrand Berry's "B-Train Express" event last holiday season to help shop with needy children as well as taking part in teammate Nathan Hodel's "Shop-O-Rama" to shop with children from Homeward Bound. This past spring, Sendlein volunteered for the "Read Across America" program at the Cardinals Preparatory Academy to help promote kids to read.





# MARCEL SHIPP

**HOW ACQUIRED:** FA-01  
**YEARS NFL/CARDINALS:** 8/8  
**COLLEGE:** Massachusetts  
**DOB:** August 8, 1978  
**HOMETOWN:** Paterson, NJ

# 31

**RUNNING BACK / 5-11 / 225**

## NOTE CARDS

- Re-signed with the Cardinals on 3/3/07, inking a two-year deal that keeps him under contract through 2008; initially made the team as an undrafted rookie free agent in 2001 out of UMass.
- In recent years, has seen majority of his action as a back-up and in short yardage situations.
- Was used as a goal-line specialist late in 2006 and finished the year with four rushing TDs on just 17 attempts.
- Had not reached the end zone since 12/15/02 but scored a career-high three rushing TDs at St. Louis on 12/3/06; he entered the game with just three rushing attempts for the season.
- Was an 11-game starter and the team's leading rusher in both 2003 and 2005.
- Missed the entire 2004 season after suffering a broken leg and ankle in an intra-squad scrimmage at training camp on 8/6/04.
- Had back-to-back 100-yard rushing games in 2003 – a 165-yard effort vs. SF (10/26) and a 141-yard game vs. Cin. (11/2).
- Grew up as a neighbor to Cardinals linebacker Gerald Hayes in Paterson, NJ.

## Pro Career:

An undrafted rookie free agent signed by the Cardinals in 2001, Shipp spent the entire 2004 season on injured reserve (leg) after sharing the running back responsibilities with Emmitt Smith in 2003. Returned in 2005 to lead the team in rushing and had a solid 2006 season, both rushing and on special teams. Agreed to a two-year contract with the team on 3/3/07.

**2007:** Played in all 16 games, converting numerous short yardage situations and contributing on special teams ... left game in first quarter with a rib injury vs. Pit (9/30) ... on only carry, gained 10 yards on 3rd and 18 to set up Neil Rackers 50-yard field goal to tie the game at three in the first quarter @ StL (10/7) ... in 80th career

game, registered an eight-yard reception and three carries that included converting a third and one with a three-yard run in the second quarter to sustain the Cardinals longest touchdown drive (15 plays, 90 yards) of the season vs. Det (11/11) ... registered first touchdown of the season while recording season-high five carries for 14 yards including three carries that went for first downs vs. SF (11/25); marked first time in career he recorded at least one touchdown in back-to-back seasons (4 TDs in 2006).

**2006:** Logged time in 15 games, becoming a goal line threat with four rushing touchdowns in the final four games ... appeared on special teams with three unassisted tackles in the season opener vs. SF (9/10) ... made two key third down plays vs. Det (11/19), one coming on a 22-yard reception on third-and-one in the third quarter and a seven-yard run on third-and-three on the final drive that iced the game for the Cardinals ... scored on touchdown runs of one, six and nine yards @ StL (12/3) to establish a personal single game high; became the first Cardinal to rush for three TD's in a regular season game since Jake Plummer accomplished the feat on 11/22/98 @ Washington; one-yard run in first quarter marked his first TD since 12/15/02, a span of three years and 11 months ... inactive due to a rib injury vs. Den (12/17) ... turned in another good performance spelling Edgerrin James, rushing five time for 13 yards and a TD and catching one pass for five yards @ SF (12/24).

**2005:** Led the team in rushing with 451 yards on 157 attempts ... made his first start for the Cardinals since 12/28/03 vs. Min when he stepped in for the deactivated J. J. Arrington ... rushed 16 times for 42 yards vs. SF (10/2) while catching five balls out of the backfield for 52 additional yards ... met the team in Detroit after attending his father's funeral; rushed only four times for three yards @ Det (11/13) ... inactive @ SF (12/4) due to a neck injury ... rushed 13 times for 42 yards vs. Phi (12/24) ... rushed 16 times for a season-high 57 yards @ Ind (1/1); also caught three passes for 19 yards.

**2004:** The team's leading rusher in 2003 ... suffered an ankle and leg injury in an intrasquad scrimmage at training camp on 8/6 ... placed on the injured reserve list on 9/1 (leg).

**2003:** Shared running-back chores with future Hall of Famer Emmitt Smith ... Smith began the season as the starter, gaining 192 yards on 65 carries until fracturing his scapula and separating his shoulder in his return to Dallas in the season's fifth contest ... while Smith mended over the next six weeks, Shipp laid claim to the position ... the starter over the final 11 outings, gained 830 yards on 228 attempts overall to fall just four yards short of his 2002 single-season best of 834 rushing yards ... back-to-back 100-yard rushing efforts, a Cardinal first since 1992 included his 35-attempt, 165-yard effort vs. SF (10/26) which was the best performance by a Cardinal running back since 1993; the 35 carries were the NFC's 2003 single-game high ... came off the bench for Smith (shoulder) @ Dal (10/5) and gained 31 yards on nine carries, including a 16-yard burst in the third quarter ... with Smith inactive for next six games, handed first starting role of season vs. Bal (10/12) and collected 108 yards from scrimmage with 61 yards rushing on 14 carries and five pass receptions for 47 yards ... exploded for career-best 35 carries and 165 yards rushing to key 221-yard ground effort in 16-13 overtime win vs. SF (10/26); 35 rushing attempts most by a Cardinal since Ronald Moore's club-record 36 carries (160 yards) vs. Phi (11/7/93); piled up 50 yards on five carries on Cards first possession of the game, a 12-play, 70-yard scoring drive ... became first Cardinal running back to log consecutive 100-yard rushing games since 1992 (Johnny Johnson) with 141 yards on 29 carries in win vs. Cin (11/2) ... left game @ Cle (11/16) in fourth quarter with knee contusion ... despite limited practice time while nursing forearm and knee injuries, netted 95 yards on 24 carries and caught two passes for two yards vs. StL (11/23).

**2002:** Finished the season with 1,247 total yards from scrimmage on 226 touches (188 rushes, 38 receptions) to finish with a 5.5-yard average, second in the NFC to Minnesota running back Michael Bennett (5.6-yard average) and fifth in the NFL ... 5.52-yard average also was



best by a Cardinal since fullback Larry Centers averaged 5.54 yards in 1996 (116 rushes for 425 yards, 99 receptions for 766 yards) ... also on receiving end of 80-yard scoring play on screen pass @ StL (12/15), the team's longest play from scrimmage since 1988; added two rushing touchdowns against the Rams for three overall, a Cardinal first since quarterback Jake Plummer rushed for three scores @ Was (11/22/98) ... @

Was (9/8) made fine block as kick returner MarTay Jenkins took fourth quarter kickoff off 95 yards for a score; on ensuing Cards kickoff made the tackle downfield ... scored first career touchdown vs.

SD (9/22) with 31-yard catch on third-and-four midway through fourth quarter by out-running Charger linebacker Junior Seau to the endzone ... came off the bench for Jones vs. NYG

(9/29) and was a one-man show with 92 rushing yards and a touchdown on 17 carries; added five receptions for 39 yards and a score for 131 yards

total offense, nearly one-half of the Cards' team total of 263; later scored on a 10-yard touchdown run on his sixth consecutive carry of the drive ... rushed for over 100 yards vs. Oak (11/24) in his first NFL start — 122 yards on 12 carries in the first half — with 16 attempts for 135 yards

with one touchdown ... career-best seven receptions @ KC (12/1) ... split 158 yards total offense in half @ StL (12/15) with 26 carries for 79 yards and two scores, two pass receptions for 79 yards, including

an 80-yard scoring play on third-quarter screen pass, the Cards' longest play from scrimmage in 223 games and longest scoring connection for both he and quarterback Plummer.

**2001:** Played in 10 games, exclusively on special teams, as a rookie in 2001 ... inactive for four contests ... finished season with 12 special-teams tackles, and returned six kickoffs for 118 yards ... first kick return duty resulted in one kickoff return for 21 yards @ SD (11/25) ... returned two more kickoffs for 36 yards @ Oak (12/2), one return for 22 yards with two tackles on coverage units @ NYG (12/15) ... returns of 26 yards vs. Dal (12/23) and 13 yards in season finale @ Was (1/6).

*(Marcel Shipp continued on page 184)*

*(Marcel Shipp continued from page 183)***CARDINALS IN THE COMMUNITY**

Shipp is easily one of the most active Cardinals players in the Arizona community. Along with being a year-round participant and coach at the many Gatorade Jr. Training Camps that the team offers, Shipp remained busy in the community this past season by taking part in various community projects.

In 2007, Shipp joined teammate Deuce Lutei to pass out 2,500 backpacks for less fortunate kids in the Valley for the "Operation Backpack" event. He also joined Neil Rackers to visit Gompers Habilitation Center for the annual "Teddy Bear Express" event where Cardinals players pass out personalized teddy bears to sick children during the holiday season.

Shipp also joined other Cardinals player and took part in teammate Bertrand Berry's annual "B-Train's Holiday Express" event to shop with needy children from ChildHelp to help make the holiday season a better one for everybody and took part in Nathan Hodel's "Shop With a Jock" event to shop with kids from Homeward Bound.

Over the past few years, Shipp has been active with programs such as the NFL and United Way's Hometown Huddle program and with helping out with Habitat for Humanity Valley of the Sun's house building project in south Phoenix, along with acting a celebrity bartender at a fundraiser for the Leukemia and Lymphoma Society.

For the third straight summer prior to the beginning of training camp, Shipp and team mascot Big Red hosted the "Marcel Shipp Kids Camp" in Flagstaff. In 2007, the camp hosted 100 children from the City of Glendale Parks and Recreation program. Each child at the camp had the chance to interact with Shipp and receive a replica jersey.

**College:**

One of the most decorated athletes in University of Massachusetts history ... left UMass as the sixth-ranked all-time rusher in NCAA Division 1-AA annals with 5,383 yards ... gained over 100 yards 33 times, including seven 200-yard performances ... set school record with 19 consecutive 100-yard efforts ... left UMass with career records of 1,215 carries for 6,250 yards, 58 touchdowns, 378 points and 7,759 all-purpose yards ... also ranks second in Minuteman annals with 126 receptions and third with 6,250 yards total offense ... sixth player in college football history to rush for over 6,000 yards and gain over 1,000 yards receiving in a career ... finalist for the

Walter Payton Award, given to the top player in the NCAA Division 1-AA ranks ... first team All-America as a sophomore with 2,542 yards rushing on 428 attempts (5.9-yard average) and 18 touchdowns.

**Personal:**

Full name Marcel C. Shipp ... played one year of prep football at Milford (CT) Academy and was all-New Jersey choice as a senior at Passaic County Technical High School ... ran for 1,510 yards and 24 touchdowns on 172 carries (8.8-yard average) as a senior and gained 3,239 yards with 42 touchdowns on 429 carries (7.8-yard average) as a prep ... education major at UMass with minor in sociology.

**SHIPP CAREER STATS**

Year	Team	GP/GS	Rushing					Receiving				
			No.	Yds	Avg	LG	TD	No.	Yds	Avg	LG	TD
2001	Ariz	10/0	0	0	0.0	0	0	0	0	0.0	0	0
2002	Ariz	15/6	188	834	4.4	56	6	38	413	10.9	80t	3
2003	Ariz	16/11	228	830	3.6	36	0	30	184	6.1	34	0
2004	Ariz		Injured Reserve - Leg									
2005	Ariz	15/11	157	451	2.9	19	0	35	255	7.3	28	0
2006	Ariz	15/0	17	41	2.4	9t	4	6	60	10.0	22	0
2007	Ariz	16/0	15	41	2.7	14	1	4	25	6.3	9	0
<b>Total</b>		<b>87/28</b>	<b>605</b>	<b>2,197</b>	<b>3.6</b>	<b>56</b>	<b>11</b>	<b>113</b>	<b>937</b>	<b>8.3</b>	<b>80t</b>	<b>3</b>

**Single Game Highs:**

**Yards Rushing:** 165 vs. San Francisco, 10/26/03; **Rushing Attempts:** 35 vs. San Francisco, 10/26/03; **Longest Run:** 56 @ Philadelphia, 11/17/02; **TDs Rushing:** 3 @ St. Louis, 12/3/06; **Yards Receiving:** 79 @ St. Louis, 12/15/02; **Receptions:** 7 @ Kansas City, 12/1/02; **Longest Reception:** 80t @ St. Louis, 12/15/02; **TDs Receiving:** 1, three times, last @ St. Louis, 12/15/02.

**Additional Statistics:**

Six kickoff returns for 118 yards, 2001.

## SHIPP GAME-BY-GAME STATISTICS

## 2007

Date	Opp	Rushing					Receiving					
		Att	Yds	Avg	Long	TD	Rec	Yds	Avg	Long	TD	STT
Sept. 10	@ SF	1	14	14.0	14	0	0	0	0.0	0	0	0
Sept. 16	SEA	0	0	0.0	0	0	0	0	0.0	0	0	0
Sept. 23	@ Bal	1	-1	-1.0	-1	0	1	9	9.0	9	0	0
Sept. 30	PIT	0	0	0.0	0	0	0	0	0.0	0	0	0
Oct. 7	@ StL	1	10	10.0	10	0	0	0	0.0	0	0	0
Oct. 14	CAR	0	0	0.0	0	0	0	0	0.0	0	0	2
Oct. 21	@ Was	1	-1	-1.0	-1	0	1	7	7.0	7	0	0
Nov. 4	@ TB	1	1	1.0	1	0	0	0	0.0	0	0	0
Nov. 11	DET	3	0	0.0	3	0	1	8	8.0	8	0	1
Nov. 18	@ Cin	0	0	0.0	0	0	0	0	0.0	0	0	2
Nov. 25	SF	5	14	2.8	5	1	0	0	0.0	0	0	2
Dec. 2	CLE	0	0	0.0	0	0	1	1	1.0	1	0	1
Dec. 9	@ Sea	2	4	2.0	5	0	0	0	0.0	0	0	0
Dec. 16	@ NO	0	0	0.0	0	0	0	0	0.0	0	0	1
Dec. 23	ATL	0	0	0.0	0	0	0	0	0.0	0	0	1
Dec. 30	STL	0	0	0.0	0	0	0	0	0.0	0	0	1
<b>Total</b>		<b>15</b>	<b>41</b>	<b>2.7</b>	<b>14</b>	<b>1</b>	<b>4</b>	<b>25</b>	<b>6.3</b>	<b>9</b>	<b>0</b>	<b>11</b>

## 2006

Sept. 10	SF	0	0	0.0	0	0	0	0	0.0	0	0	0	
Sept. 17	@ Sea	0	0	0.0	0	0	0	0	0.0	0	0	0	
Sept. 24	STL	0	0	0.0	0	0	1	3	3.0	3	0	0	
Oct. 1	@ Atl	0	0	0.0	0	0	0	0	0.0	0	0	0	
Oct. 8	KC	0	0	0.0	0	0	0	0	0.0	0	0	0	
Oct. 16	CHI	0	0	0.0	0	0	0	0	0.0	0	0	0	
Oct. 22	@ Oak	1	-1	-1.0	-1	0	0	0	0.0	0	0	0	
Oct. 29	@ GB	0	0	0.0	0	0	0	0	0.0	0	0	0	
Nov. 12	DAL	1	0	0.0	0	0	1	7	7.0	7	0	0	
Nov. 19	DET	1	7	7.0	7	0	2	32	16.0	22	0	0	
Nov. 26	@ Min	0	0	0.0	0	0	0	0	0.0	0	0	0	
Dec. 3	@ StL	7	21	3.0	9t	3	0	0	0.0	0	0	0	
Dec. 10	SEA	2	1	0.5	1	0	0	0	0.0	0	0	0	
Dec. 17	DEN	Inactive - Ribs											
Dec. 24	@ SF	5	13	2.6	5	1	1	5	5.0	5	0	0	
Dec. 31	@ SD	0	0	0.0	0	0	1	13	13.0	13	0	0	
<b>Total</b>		<b>17</b>	<b>41</b>	<b>2.4</b>	<b>9t</b>	<b>4</b>	<b>6</b>	<b>60</b>	<b>10.0</b>	<b>22</b>	<b>0</b>	<b>0</b>	

## 2005

Sept. 11	@ NYG	7	10	1.4	6	0	2	5	2.5	6	0	0	
Sept. 18	STL	12	54	4.5	16	0	5	39	7.8	24	0	0	
Sept. 25	@ Sea	10	41	4.1	15	0	2	16	8.0	9	0	0	
Oct. 2	SF	16	42	4.6	15	0	5	52	10.4	28	0	0	
Oct. 9	CAR	13	22	1.7	15	0	2	6	3.0	3	0	0	
Oct. 23	TEN	14	8	0.6	6	0	3	34	11.3	16	0	0	
Oct. 30	@ Dal	12	44	3.7	12	0	4	25	6.3	11	0	0	
Nov. 6	SEA	13	20	1.5	4	0	1	4	4.0	4	0	0	
Nov. 13	@ Det	4	3	0.8	7	0	1	7	7.0	7	0	0	
Nov. 20	@ StL	8	30	3.8	19	0	1	1	1.0	1	0	0	
Nov. 27	JAX	6	23	3.8	12	0	3	31	10.3	14	0	0	
Dec. 4	@ SF	Inactive - Neck											
Dec. 11	WAS	7	27	3.9	11	0	1	2	2.0	2	0	0	
Dec. 18	@ Hou	6	28	4.7	8	0	2	14	7.0	7	0	0	
Dec. 24	PHI	13	42	3.2	14	0	0	0	0.0	0	0	0	
Jan. 1	@ Ind	16	57	3.6	11	0	3	19	6.3	12	0	0	
<b>Total</b>		<b>157</b>	<b>451</b>	<b>2.9</b>	<b>19</b>	<b>0</b>	<b>35</b>	<b>255</b>	<b>7.3</b>	<b>28</b>	<b>0</b>	<b>0</b>	

(Marcel Shipp continued on page 186)

(Marcel Shipp continued from page 185)

## SHIPP GAME-BY-GAME STATISTICS

## 2003

Date	Opp	Rushing					Receiving				
		Att	Yds	Avg	Long	TD	Rec	Yds	Avg	Long	TD
Sept. 7	@ Det	4	19	4.8	11	0	3	8	2.7	8	0
Sept. 14	SEA	4	6	1.5	4	0	0	0	0.0	0	0
Sept. 21	GB	7	24	3.4	9	0	1	1	1.0	1	0
Sept. 28	@ STL	0	0	0.0	0	0	1	3	3.0	3	0
Oct. 5	@ Dal	9	31	3.4	16	0	0	0	0.0	0	0
Oct. 12	BAL	14	61	4.4	17	0	5	47	9.4	34	0
Oct. 26	SF	35	165	4.7	21	0	2	4	2.0	2	0
Nov. 2	CIN	29	141	4.9	36	0	2	24	12.0	15	0
Nov. 9	@ Pit	22	63	2.9	9	0	6	40	6.7	17	0
Nov. 16	@ Cle	9	23	2.6	8	0	2	28	14.0	17	0
Nov. 23	STL	24	95	4.0	14	0	2	2	1.0	5	0
Nov. 30	@ Chi	14	34	2.4	8	0	1	10	10.0	10	0
Dec. 7	@ SF	13	30	2.3	11	0	2	4	2.0	5	0
Dec. 14	CAR	23	89	3.9	21	0	0	0	0.0	0	0
Dec. 21	@ Sea	12	32	2.7	6	0	1	4	4.0	4	0
Dec. 28	MIN	9	17	1.9	5	0	2	9	4.5	6	0
<b>Total</b>		<b>228</b>	<b>830</b>	<b>3.6</b>	<b>36</b>	<b>0</b>	<b>30</b>	<b>184</b>	<b>6.1</b>	<b>34</b>	<b>0</b>

## 2002

Sept. 8	@ Was	0	0	0.0	0	0	0	0	0.0	0	0
Sept. 14	@ Sea	8	39	4.9	17	0	0	0	0.0	0	0
Sept. 22	SD	0	0	0.0	0	0	1	31	31.0	31t	1
Sept. 29	NYG	17	92	5.4	25	1	5	39	7.8	12	1
Oct. 6	@ Car			DNP (knee)							
Oct. 20	DAL	11	33	3.0	14	0	1	14	14.0	14	0
Oct. 27	@ SF	6	27	4.5	13	2	1	15	15.0	15	0
Nov. 3	STL	3	15	5.0	11	0	3	26	8.7	11	0
Nov. 10	SEA	16	85	5.3	16	0	2	20	10.0	18	0
Nov. 17	@ Phi	9	76	6.2	56	0	5	50	10.0	16	0
Nov. 24	OAK	16	135	8.4	39	1	2	20	10.0	13	0
Dec. 1	@ KC	14	26	1.9	6	0	7	37	5.3	13	0
Dec. 8	DET	25	85	3.4	16	0	4	45	11.3	13	0
Dec. 15	@ STL	26	79	3.0	10	2	2	79	39.5	80t	1
Dec. 21	SF	20	84	4.2	40	0	4	31	7.8	15	0
Dec. 29	@ Den	17	58	3.4	12	0	1	6	6.0	6	0
<b>Total</b>		<b>188</b>	<b>834</b>	<b>4.4</b>	<b>56</b>	<b>6</b>	<b>38</b>	<b>413</b>	<b>10.9</b>	<b>80t</b>	<b>3</b>

## CARDINALS HOME GAMES WITH ROOF OPEN 2006-07

The Cardinals are 3-4 all-time in games played under a closed roof at University of Phoenix Stadium but have won three in a row heading into 2008.

Below are the results of the games played with the roof retracted in the first two seasons at University of Phoenix Stadium:

Date	Opponent	Result	Conditions
12/30/07	St. Louis	W, 48-19	Temperature: 60 degrees; Humidity: 20%; Wind: Variable 3 mph
12/23/07	Atlanta	W, 30-27 (OT)	Temperature: 58 degrees; Humidity: 17%; Wind: NW 3 mph
12/2/07	Cleveland	W, 27-21	Temperature: 62 degrees; Humidity: 34%; Wind: SSW 3 mph
11/25/07	San Francisco	L, 37-31 (OT)	Temperature: 65 degrees; Humidity: 21%; Wind: Variable 3 mph
12/17/06	Denver	L, 37-20	Temperature: 60 degrees; Humidity: 26%; Wind: W 12 mph
11/12/06	Dallas	L, 27-10	Temperature: 75 degrees; Humidity: 17%; Wind: W 4 mph
10/16/06	Chicago*	L, 24-23	Temperature: 81 degrees; Humidity: 22%; Wind: SW 5 mph

\*Monday Night Football



# ALEX SHOR

**HOW ACQUIRED:** FA-06

**YEARS NFL/CARDINALS:** 1/1

**COLLEGE:** Syracuse

**DOB:** January 29, 1983

**HOMETOWN:** Panama City, FL

# 49

**TIGHT END / 6-8 / 255**

## Pro Career:

Originally signed by the Cardinals as an undrafted rookie free agent on 5/4/06, Shor attended training camp before being released on 8/21/06. Re-signed by Arizona on 2/7/07 and allocated to the Berlin Thunder of NFL Europa where he played in nine games (one start) and caught seven passes for 70 yards. Released by the Cardinals on 8/31/07 and re-signed to the practice squad on 12/24/07. Signed a contract for the 2008 season on 12/31/07.

## College:

Saw action in all 11 games, starting in three as a senior for Syracuse in 2005 ... finished the season with eight receptions for 88 yards ... made the first start of his Syracuse career playing before his home-state crowd at Florida State and also served as one of the game captains ... played in all 12 games as a junior in

2004 and finished the season with one reception for 10 yards ... played in four games as a sophomore in 2003 ... did not play any games as a redshirt freshman in 2002.

## Personal:

Full name Alexander Benjamin Shor ... attended J.R. Arnold (Panama City, FL) High School where he earned a Panama City News Herald All-County Second Team selection at tight end as a senior ... also played defensive end ... did not start playing football until his junior year of high school ... team captain and MVP in football and soccer ... earned first team all-county honors in soccer ... won five varsity letters as a senior, including football, soccer, track & field, weightlifting and academic recognition ... President of student government as a senior ... selected for Arnold High School Hall of Fame.

## CARDINALS ALL-TIME OPPONENTS

Akron Indians	Cincinnati Celts	Hammond Pros	Minneapolis Red Jackets	Racine American Legion
Akron Pros	Cincinnati Reds	Houston Oilers	• Minnesota Vikings	Racine Legion
• Atlanta Falcons	• Cleveland Browns	Houston Texans	Moline Athletics	Racine Tornadoes
Baltimore Colts	Cleveland Bulldogs	• Indianapolis Colts	• New England Patriots	Rochester Jeffersons
Baltimore Ravens	Cleveland Indians	Indianapolis Indians	• New Orleans Saints	Rock Island Independents
Battle Creek Maroons	Cleveland Rams	• Jacksonville Jaguars	New York Bulldogs	• San Diego Chargers
Berkeley Giants	College All-Stars	Kansas City Blues	New York Giants	• San Francisco 49ers
Boston Braves	Columbus Panhandles	• Kansas City Chiefs	• New York Jets	• Seattle Seahawks
Boston Redskins	Columbus Tigers	Kansas City Cowboys	New York Yanks	Southern California
Boston Yankees	• Dallas Cowboys	Kenosha Cardinals	New York Yankees	Maroons
Brooklyn Dodgers	Dallas Texans	LaCrosse Lagers	Newark Bears	St. Louis Gunners
Buffalo All-Americans	Dayton Triangles	Lansing Oldsmobile	• Oakland Raiders	St. Louis Rams
• Buffalo Bills	Decatur Staleys	Los Angeles Buccaneers	Oorang Indians	Stanford Braves
Buffalo Bisons	• Denver Broncos	Los Angeles Bulldogs	Orange Tornadoes	Staten Island Stapletons
Camp Polk	Detroit Heralds	Los Angeles Raiders	PCFL All-Stars	• Tampa Bay Buccaneers
Canton Bulldogs	• Detroit Lions	Los Angeles Rams	• Philadelphia Eagles	• Tennessee Titans
• Carolina Panthers	Duluth Kelleys	Maplewood Rovers	Phila.-Pitt. Steagles	Toronto Argonauts
• Chicago Bears	Frankford Yellow Jackets	Memphis Tigers	Pittsburgh Pirates	Tulsa Oilers
Chicago Staleys	Freeport Lions	• Miami Dolphins	• Pittsburgh Steelers	• Washington Redskins
Chicago Stayms	Gary Elks	Milwaukee Badgers	Portsmouth Spartans	Western Army All-Stars
Chicago Tigers	• Green Bay Packers	Milwaukee Nighthawks	Pottsville Maroons	Wichita Aero Commanders
• Cincinnati Bengals	Greensboro Generals	Minneapolis Marines	Providence Steam Rollers	Wilkes-Barre Barons



# ANTONIO SMITH

**HOW ACQUIRED:** D5/04 (135th)

**YEARS NFL/CARDINALS:** 5/5

**COLLEGE:** Oklahoma State

**DOB:** October 21, 1981

**HOMETOWN:** Oklahoma City, OK

# 94

**DEFENSIVE END / 6-4 / 272**

## NOTE CARDS

- A fifth-round pick in the 2004 Draft, Smith played in only two games as a rookie but has seen action in 44 games over the past three seasons, including 29 starts.
- Turned in a career-year in 2007 after appearing in all 16 games (13 starts) and establishing career-highs in tackles (60), sacks (5.5), and fumble recoveries (3).
- His 60 tackles in 2007 surpassed the amount of tackles he collected in his first three seasons combined (43), while his 5.5 sacks matched his output from 2004-06.
- Scored his first TD at any level of football on 12/17/06 vs. Denver when he scooped up a fumble by Broncos RB Tatum Bell and returned it four yards to the end zone.

## Pro Career:

The Cardinals fifth-round pick in the 2004 NFL Draft (135th overall), Smith spent the first 13 games of the 2004 season as a member of the practice squad and was signed to the active roster on 12/15/04 where he saw action in two of the final three games of the season. Spent the spring of 2005 with the Hamburg Sea Devils of NFL Europe, starting nine-of-10 games and finished with six sacks, 28 tackles and a forced fumble while earning all-NFL Europe honors at season's end. Re-signed with the Cardinals as a restricted free agent on 4/4/07, agreeing to a one-year contract. Signed a one-year tender offer from Arizona on 4/3/08.

**2007:** Had a career-year starting 13 of 16 games played and registering a career-high 60 tackles and 5.5 sacks while finishing tied for third in the NFL in defensive fumble recoveries (3) ... recovered second

quarter Alex Smith fumble at 49ers 36-yard line to set up touchdown to put Cards up 10-7 in the season opener @ SF (9/10) ... led team with one sack and one quarterback hit in the home opener vs. Sea (9/16) ... tied season-highs with seven total tackles and five unassisted tackles as well as recorded one sack and one tackle for loss vs. Pit (9/30); helped hold Willie Parker, the NFL's leading rusher heading into the game, to just 37 yards on 19 carries ... recorded one quarterback hit and one sack vs. Car (10/14) to set a new single-season career-high with 3.5 sacks in six games ... totaled one forced fumble, two quarterback hits and recovered a fumble and advanced it to AZ 49 yard-line in the 3rd quarter that led to Cards touchdown to go up 24-7 vs. Det (11/11); helped hold Lions to -18 rushing yards, which is the lowest total in the modern era ... recovered first quarter fumble that led to Cards touchdown to go up 14-0 as well as one quarterback pressure and one quarterback hit vs. Cle (12/2) ... led defensive line with five tackles, one quarterback pressure, two quarterback hits and one sack vs. Atl (12/23).

**2006:** Appeared in all 16 games (8 starts) for the first time in his career while also recording a career high in tackles (29) ... collected one tackle and recovered his first career fumble, by Marc Bulger, late in the fourth quarter vs. StL (9/24) ... collected four tackles while registering his first sack of the season when he corralled Michael Vick on a third-and-eight play in the second quarter @ Atl (10/1) ... received his first start of the season at defensive tackle, collected two tackles and two QB pressures vs. Chi (10/16) ... collected three tackles, a half sack and a quarterback pressure @ StL (12/3) ... had four tackles, one sack and a



## THE PLAYERS

QB pressure vs. Sea (12/10) ... collected five tackles, two tackles for a loss and a fumble recovery which he picked up and ran back four yards for a TD to pull the Cardinals to within three points in the second quarter vs. Den (12/17).

**2005:** Released by the Cardinals during the final roster cut on 9/3 after spending training camp with the team and was re-signed to the practice squad on 9/8 where he spent the first four weeks of the season ... recorded his first career start @ Det (11/13) as injuries decimated the defensive line; recorded three tackles including one for a loss ... recorded two tackles and forced a fumble vs. Jax (11/27) ... recorded his first two career sacks @ Hou (12/18) bringing down QB David Carr while also adding one tackle ... sacked Colts QB Jim Sorgi for his third sack of the season @ Ind (1/1).

**2004:** Signed to the 53-man active roster on 12/15 after spending the first 13 weeks as a member of the practice squad ... saw action on defense in his first game on the active roster vs.

StL (12/19) and @ Sea (12/26) and recorded one QB pressure ... deactivated for the season finale vs. Tampa Bay (1/2).

### College:

Two-year starter at Oklahoma State after transferring from Northeastern Oklahoma A&M College ... though his senior season was shortened by a leg injury, still managed to record two-year totals of 60 tackles (30 solos), 8.5 sacks, seven quarterback pressures and three pass deflections in 24 games.

### Personal:

Full name Antonio DeShonta Smith ... attended John Marshall (Oklahoma City, OK) High School where he was named all-city and honorable mention all-state as a senior ... did not begin playing football until ninth grade at the urging of a friend ... also lettered in track and earned all-city recognition in shotput ... education major at Oklahoma State.

## SMITH CAREER STATS

Year	Team	GP/GS	Tackles			Sacks		Interceptions					FR	FF	STT	
			Solo	Asst.	Ttl	Sk	Yds	Int.	Yds	Lg	TD	PD				
2004	Ariz	2/0	0	0	0	0.0	0	0	0	0	0	0	0	0	0	0
2005	Ariz	12/8	10	4	14	3.0	16	0	0	0	0	0	0	1	0	0
2006	Ariz	16/8	20	9	29	2.5	9	0	0	0	0	1	2	0	0	0
2007	Ariz	16/13	41	19	60	5.5	35	0	0	0	0	0	3	1	0	0
<b>Total</b>		<b>46/29</b>	<b>71</b>	<b>32</b>	<b>103</b>	<b>11.0</b>	<b>60</b>	<b>0</b>	<b>0</b>	<b>0</b>	<b>0</b>	<b>1</b>	<b>5</b>	<b>2</b>	<b>0</b>	<b>0</b>

### Single Game Highs:

**Sacks:** 2.0, @ Houston, 12/18/05; **Tackles:** 7, twice, last vs. Pittsburgh, 9/30/07; **Solo Tackles:** 5, twice, last vs. Pittsburgh, 9/30/07; **Forced Fumbles:** 1, twice, last vs. Detroit, 11/11/07; **Fumble Recoveries:** 1, five times, last vs. Cleveland, 12/2/07; **Touchdowns:** Four-yard fumble return for a TD, vs. Denver, 12/17/06.

## NFL DONATES \$1 MILLION TO ARIZONA YOUTH EDUCATION TOWN AS PART OF SUPER BOWL LEGACY PROGRAM

The National Football League donated \$1 million to the Arizona NFL Youth Education Town (YET) to fund expansion and support community outreach efforts.

For the past 15 years, the NFL has constructed YET Centers in Super Bowl host cities, aimed at positively impacting youth in at-risk neighborhoods. The NFL has donated close to \$20 million toward YET Centers since the program began in 1993 as a legacy of Super Bowl XXVII. YET Centers are state-of-the-art facilities offering tutoring, mentoring, career training, computer education, and access to recreational activities. Steve Young's Forever Young Foundation, a long-time partner of the NFL YET initiative, assists with the funding of technology centers at each location.

Established as a legacy of Super Bowl XXX, the Arizona NFL YET Center, located in Phoenix, opened in 1996. The facility is the only YET Center that operates as a charter school, called NFL YET Academy. The school serves 1,000 students from kindergarten through 12th grade.

Joined by Phoenix government officials, Arizona Super Bowl XLII Host Committee Chairman Michael Kennedy, Arizona Cardinals Owner Bill Bidwill, Arizona Cardinals President Michael Bidwill, Pro Football Hall of Famer and former San Francisco 49ers quarterback Steve Young, and children who attend the YET Academy, NFL Commissioner Roger Goodell announced the \$1 million donation at a press conference on January 31, 2008.

This year, funds donated by the NFL will be used to support expansion of the YET Center campus in Phoenix and to support outreach efforts to reach underprivileged families in the community.



# TERRELLE SMITH

**HOW ACQUIRED:** UFA-07 (Browns)

**YEARS NFL/CARDINALS:** 9/2

**COLLEGE:** Arizona State

**DOB:** March 12, 1978

**HOMETOWN:** West Covina, CA

# 45

**FULLBACK / 6-0 / 246**

## NOTE CARDS

- Has blocked for a 1,000-yard rusher six times in his eight years in the league, including Edgerrin James' 1,222-yard campaign with Arizona in 2007. Other running backs he has helped lead to 1,000-yard seasons include Deuce McAllister and Ricky Williams in New Orleans and Reuben Droughns in Cleveland.
- Signed a two year-deal with the Cardinals on 3/23/07 after spending three seasons in Cleveland; spent first four years of his career with New Orleans, who drafted him the fourth round of the 2000 Draft.
- Returned to the desert after playing linebacker and fullback at Arizona State in the late 1990s.

## Pro Career:

Signed by the Cardinals as an unrestricted free agent on 3/23/07. Originally drafted by New Orleans in the fourth round (96th overall) of the 2000 NFL Draft, was signed by Cleveland as an unrestricted free agent on March 11, 2004.

**2007:** Started 10 of 16 games and recorded the most receiving yards (59) since his rookie season in 2000 (65) ... primarily a blocking back and rushed just once all season ... in first game with Arizona, helped lead the way for 161 rushing yards on 38 carries in the season opener @ SF (9/10) ... helped clear the way for Edgerrin James' 128 yards on 24 carries in the home opener vs. Sea (9/16) ... led the way as James recorded 5.7 yards per carry @ Bal (9/23), his highest average as a Cardinal ... registered first and only carry as a Cardinal for three yards and hauled in two receptions for nine yards vs. Car (10/14) ... made 75th career start vs. SF (11/25) and helped offense rack up 552 total yards,

the most by a Cardinals' offense since 1949 (Chicago Cardinals, 572 yards, 11/13) ... against his former team, helped lead the way for James' (124 yds.) second 100+ yard rushing performance of the season vs. Cle (12/2) ... against former team registered two receptions for career-high 30 yards with a career-tying-long of 16 yards @ NO (12/16); helped James eclipse 1,000-rushing yards on the season becoming only the second Cardinals running back to record back-to-back 1,000-yard rushing seasons (Otis Anderson 1983 and 1984) ... recorded one reception for three yards vs. Atl (12/23) ... led way for James' third 100-yard rushing performance of the season and 55th of career.

**2006:** In his third season with the Browns, appeared in all 16 regular season games, including eight starts while also contributing as a key member of the special teams kickoff return unit ... started @ Oak (10/1) and hauled in three receptions for nine yards and helped block for RB Reuben Droughns, who rushed for 100 yards ... helped block for Droughns who rushed for 125 yards and one touchdown vs. NYJ (10/29) ... started @ Atl (11/12); vs. Cin (11/26); vs. KC (12/3) ... in the regular season finale @ Hou (12/31), started and carried one time for one yard and had two receptions for seven yards.

**2005:** Played in all 16 regular season games with 15 starts while helping block for Droughns, who rushed for 1,232 yards and became the first Browns running back since 1985 to rush for over 1,000 yards in a season ... started and helped Droughns rush for 100 yards on 19 carries vs. Det (10/23) ... @ Hou (10/30), helped the offense pile up 156 yards on the ground ... had two receptions for eight yards vs. Ten (11/6) while helping lead the running game to 169 yards rushing, including Droughns' second 100-yard contest of the season ... recorded a six-yard touchdown catch and helped Droughns rush for a season-high 166



yards on 30 carries vs. Mia (11/20) ... helped Droughns top the 1,000-yard mark vs. Jax (12/4) ... did not get the start vs. Pit (12/24) due to the flu; however, did play and had two carries for three yards.

**2004:** Signed with Cleveland as a free agent as the Browns incorporated a fullback into the offensive scheme ... started in the opener vs. Bal (9/12); @ Dal (9/19); @ NYG (9/26) ... started vs. Was (10/3), rushing once for four yards and had two receptions for 20 yards ... was the lead blocker as William Green rushed for 115 yards on 25 carries vs. Cin (10/17) ... was part of an offensive attack vs. Phi (10/24) that established a season-high 165 yards rushing ... helped Lee Suggs rush for 105 yards vs. SD (12/19) ... started @ Mia (12/26) and helped Suggs rush for 143 yards ... in the regular season finale @ Hou (1/2), helped Suggs rush for 131 yards on 26 carries.

**2003:** Appeared in 15 games for the Saints with 10 starts as the lead blocker for Deuce McAllister, who finished second in the NFC in rushing ... started the first six games of the season: @ Sea (9/7); vs. Hou (9/14); @ Ten (9/21); vs. Ind (9/28); @ Car (10/5); vs. Chi (10/12) ... started games @ TB (11/2); @ Phi (11/23); vs. TB (12/7); vs. Dal (12/28) ... appeared in each game during a nine-game streak of consecutive 100-yard rushing games by McAllister

**2002:** For the first time in his career played in all 16 regular season games for New Orleans, including eight starts ... helped Saints post 118 rushing yards in opener @ TB (9/8) while also recording three receptions for six yards ... aided McAllister's 121-yard rushing effort @ Was (10/13) ... had four runs for a season-high 12 yards @ Bal (12/8) ... had one reception for 10 yards vs. Min (12/15).

**2001:** Rebounded from off-season back surgery to continue his role as New Orleans' blocking back, appearing in 14 games with nine starts ... recorded two carries for four yards @ StL (10/28) ... estab-

lished a career-long with a 12-yard reception @ SF (11/11) ... recorded the first TD reception of career, a four-yard scoring grab vs. Car (12/2) ... added a four-yard TD reception vs. StL (12/17) ... inactive for the final two contests due to a back injury.

**2000:** In his rookie season with New Orleans, appeared in 14 games with nine starts while becoming one of the top blocking backs in the league by the end of his rookie season ... hauled in three receptions for 18 yards @ Chi (10/8) ... in his first action carrying the ball, had four carries for 22 yards vs. Car (10/15) ... recorded four rushes for a season-high 42 yards vs. Oak (11/19) ... had a season-high six carries for 20 yards @ StL (11/26) ... had six carries for 18 yards @ SF (12/10) before suffering a back injury ... inactive for the final two games of the season and both playoff games due to a back injury.

**College:**

Served as the blocking back for J.R. Redmond at Arizona State in 1999 after making the switch from linebacker ... had 22 carries for 129 yards (5.7 avg.) with one TD as a Sun Devil, adding 11 receptions for 95 yards ... played linebacker in 10 games in 1998, posting six tackles ... majored in psychology and criminal justice.

**Personal:**

Full name Terrelle Vernon Smith ... a 1996 graduate of Canyon Springs (Moreno Valley, CA) High School, where he played both running back and linebacker ... rushed for 1,236 yards on 186 carries with 19 TDs and collected 87 solo tackles, caused eight fumbles and had three interceptions as a senior ... lettered in football, basketball and track ... has four older brothers and a sister ... has three children, Terrelle Jr. (12), Hailey (11), Jayda (9) and Tylor (6) ... is engaged to be married to Angela Kain Smith.

**SMITH CAREER STATS**

Year	Team	GP/GS	No.	Rushing				Receiving				
				Yds	Avg	LG	TD	No.	Yds	Avg	LG	TD
2000	NO	14/9	29	131	4.5	16	0	12	65	5.4	10	0
2001	NO	14/9	5	8	1.6	6	0	4	30	7.5	12	2
2002	NO	16/8	5	11	2.2	5	0	9	30	3.3	10	0
2003	NO	15/10	0	0	0.0	0	0	6	28	4.7	8	0
2004	Cle	16/9	4	9	2.3	4	0	7	39	5.6	16	0
2005	Cle	16/15	6	9	1.5	4	0	12	58	4.8	9	1
2006	Cle	16/8	8	4	1.8	3	0	8	21	2.6	7	0
2007	Ariz	16/10	1	3	3.0	3	0	7	59	8.4	16	0
<b>Total</b>		<b>123/78</b>	<b>58</b>	<b>185</b>	<b>3.2</b>	<b>16</b>	<b>0</b>	<b>65</b>	<b>330</b>	<b>5.1</b>	<b>16</b>	<b>3</b>

**Single Game Highs:**

**Yards Rushing:** 42, @ Oakland, 11/19/00; **Rushing Attempts:** 6, twice, last @ San Francisco, 12/10/00; **Long Rush:** 16, vs. Oakland, 11/19/00; **Receptions:** 3, five times, last @ Oakland, 10/1/06; **Yards Receiving:** 30, @ New Orleans, 12/16/07; **Long Reception:** 16, twice, last @ New Orleans, 12/16/07; **TDs Receiving:** 1, three times, last vs. Miami, 11/20/05.

**Additional Statistics:**

**Kickoff Returns:** 2-24 yards @ Pit (11/13/05)



# BRIAN ST. PIERRE

**HOW ACQUIRED:** UFA-08 (Steelers)

**YEARS NFL/CARDINALS:** 6/1

**COLLEGE:** Boston College

**DOB:** November 28, 1979

**HOMETOWN:** Salem, MA

# 2

**QUARTERBACK / 6-3 / 230**

## Pro Career:

Originally drafted by the Steelers in the 5th round (163rd overall) of the 2003 NFL Draft. Served as third quarterback during entire rookie season and saw only NFL action in the final regular season game of 2004 @ Buf (1/2/05) attempting one pass and running two yards for a key first down conversion in the fourth quarter. Signed to Baltimore's practice squad on 9/22/05 after being waived by the Steelers on 9/3/05. Signed to the Ravens' active roster on 12/8/05 and served as the third quarterback for the final four games of the regular season. Signed with the Steelers on 9/6/06 and did not see action in any game for Pittsburgh in 2006, spending time on both the active roster and the practice squad. Didn't see any game action in 2007 while serving as the emergency quarterback for first 15 games and the backup for the season finale. Signed a one-year contract with the Cardinals on 3/31/08.

**2007:** Dressed as the third quarterback for the first 15 games ... served as Charlie Batch's backup @ Bal (12/30) but did not play ... served as the emergency quarterback in the AFC Wild Card game vs. Jax (1/5/08).

**2006:** Did not see any game action while spending time on both the active roster and the practice squad throughout the season ... served as Charlie Batch's backup but did not play vs. Mia (9/7) ... designated as the emergency quarterback for the next two games ... inactive @ SD (10/8) ... released on 10/14 and re-signed on 10/16 ... designated as the emergency quarterback for the next two games ... inactive vs. Den (11/5) ... released on 11/11 and re-signed on 11/13 ... inactive @ Cle (11/19) ... dressed, but did not play in the next two games ... third quarterback for the final four games of the regular season.

**2005:** After spending training camp with Pittsburgh was waived on 9/3 ... signed to the Ravens practice squad on 9/22 ... signed to Baltimore's active roster on 12/8 ... designated third quarterback for the final four games of the regular season.

**2004:** Was on and off the regular roster at different points of the regular season ... saw first NFL action and attempted first pass ... signed by the Steelers on 4/13 ... waived by Pittsburgh on 9/6 ... signed to the Steelers' practice squad on 9/8 ... signed to the Steelers' active roster on 9/18 ... served as emergency QB vs. Phi (11/7) ... waived by Pittsburgh on 11/13 ... signed to the Steelers' prac-

tice squad on 11/16 ... signed to Pittsburgh's active roster on 12/31 ... saw first game action of pro career and ran for a key first-down conversion late in the fourth quarter on a two-yard naked bootleg while also attempting one pass @ Buf (1/2/05).

**2003:** Steelers' third QB for all 16 games of rookie season.

## College:

A two-year starter and offensive team captain for Boston College ... finished his career 3rd on the school's career-record lists with 5,837 yards and 48 passing TDs, completing 457-of-803 attempts (56.9%) ... in 2002 started every game as a senior, completing 237-of-407 passes (58.2%) for 2,983 yards and 18 TDs ... ranked 3rd in school history behind Glenn Foley (3,397 in 1993) and Doug Flutie (3,454 in 1984) with 2,983 passing yards ... his 18 scores ranked 6th on the school's single-season list for TD passes ... in 2001, took over the starting QB job as a junior, completing 149-of-279 passes (53.4%) for 2,016 yards, 25 TDs and 10 INTs ... only Doug Flutie (27 in 1984) had more scoring passes in a season for the Eagles ... was also 3rd on the team with 67 carries for 217 yards (3.2 avg.) ... played in every game as a sophomore in 2000 and started vs. Notre Dame when Tim Hasselbeck missed the game with a knee injury ... completed 47-of-77 passes (61.0%) for 543 yards and 4 TDs while adding a TD on 13 carries ... in 1999, completed 24-of-40 passes (60.0%) for 295 yards and 1 TD as a redshirt freshman ... redshirted as a true freshman in 1998 ... majored in economics.

## Personal:

Full name Brian St. Pierre ... attended St. John's (MA) Prep ... set every single-season and career QB record at the school (completions, attempts, TD passes, TD rushes, completion percentage and games played) ... threw for 3,700 yards in his career ... made PrepStar's Dream Team and was chosen Massachusetts and New England Gatorade Player of the Year ... was USA Today's Massachusetts Co-Player of the Year ... was a three-year Catholic Conference all-star choice ... served as team captain for the 1997 St. John's team that finished 11-0, winning the state and New England crowns ... was a two-time Catholic Conference all-star in baseball ... led St. John's to the 1997-98 Catholic Conference basketball title ... married to wife, Jocelyn.

## ST. PIERRE CAREER STATS

## Passing

Year	Team	GP/GS	Att	Cmp	Pct.	Yds	Yds/Att	TD	Int	Yds			Rating
										Lg	Sk	Lst	
2003	Pitt	0/0	0	0	0.0	0	0.0	0	0	0	0	0	0.0
2004	Pitt	1/0	1	0	0.0	0	0.0	0	0	0	0	0	39.6
2005	Bal	0/0	0	0	0.0	0	0.0	0	0	0	0	0	0.0
2006	Pitt	0/0	0	0	0.0	0	0.0	0	0	0	0	0	0.0
2007	Pitt	0/0	0	0	0.0	0	0.0	0	0	0	0	0	0.0
<b>Total</b>		<b>1/0</b>	<b>1</b>	<b>0</b>	<b>0.0</b>	<b>0</b>	<b>0.0</b>	<b>0</b>	<b>0</b>	<b>0</b>	<b>0</b>	<b>0</b>	<b>39.6</b>

## Rushing

Year	Team	Att	Yds	Avg	Lg	TD
2004	Pitt	1	2	2.0	2	0
2005	Bal	0	0	0.0	0	0
2006	Pitt	0	0	0.0	0	0
2007	Pitt	0	0	0.0	0	0
<b>Total</b>		<b>1</b>	<b>2</b>	<b>2.0</b>	<b>2</b>	<b>0</b>



## MATT STEWART

**HOW ACQUIRED:** UFA-08 (Browns)**YEARS NFL/CARDINALS:** 8/1**COLLEGE:** Vanderbilt**DOB:** August 31, 1979**HOMETOWN:** Columbus, OH

51

**LINEBACKER / 6-3 / 239**

## NOTE CARDS

- While playing with Atlanta, blocked a third quarter PAT at Pittsburgh on 11/10/02, that eventually helped preserve the tie in a game that ended in a 34-34 stalemate after one overtime period, the last time an NFL game ended in a tie.

## Pro Career:

Entered the league as a fourth round (102nd overall) selection by Atlanta in the 2001 NFL Draft. Played four seasons for the Falcons and appeared in 63 games with 45 starts. Signed as an unrestricted free agent with Cleveland on 3/15/05 where he appeared in 30 games with 16 starts in his first two years before missing the 2007 season on injured reserve (shoulder). Signed a one-year contract with the Cardinals on 4/17/08 as an unrestricted free agent.

**2007:** Missed the season after being placed on injured reserve (shoulder) on 8/10.

**2006:** In his second season with Cleveland, appeared in all 16 games, including four starts, and finished with 14 tackles, a sack, and 10 special teams tackles ... took down Carson Palmer for a nine-yard loss @ Cin (9/17) ... after starting the first three games of the season, returned to the starting lineup in week nine and recorded three tackles and two special teams tackles @ SD (11/5).

**2005:** In his first season with the Browns, appeared in 14 games, including 12 starts, and recorded 41 tackles, an interception and a forced fumble ... started the season opener vs. Cin (9/11) but suffered a knee injury that forced him to miss the next two games ... returned to the starting lineup vs. Det (10/23) and recorded six tackles and a forced fumble ... recorded his first career interception when he stepped in front of a Sage Rosenfels pass vs. Mia (11/20).

**2004:** Started all 16 games at outside linebacker for the second consecutive season with the Falcons and finished second on the team with 89 tackles ... also started both playoff contests ... tied for a team-high 10 tackles vs. SD (10/17) ... totaled 11 tackles @ KC (10/24) ... recorded seven tackles and tied a career-high with 1.5 sacks of Brian Griese @ TB (11/14) ... tallied three tackles in the Divisional Playoff game vs. STL (1/15/05) ... recorded four tackles in the NFC Championship game @ Phi (1/23/05).

**2003:** Started all 16 games at outside linebacker for the first time in his career for the Falcons, totaling a career-high 108 tackles, 2.5 sacks, two forced fumbles and two fumble recoveries ... recorded seven tackles, two tackles for loss, and a fumble recovery @ Dal (9/7) ... established career-highs in tackles (12) and sacks (1.5) and

*(Matt Stewart continued on page 194)*




(Matt Stewart continued from page 193)

also forced a fumble vs. Was (9/14) ... recorded nine tackles and a fumble recovery @ NO (11/16).

**2002:** Appeared in all 16 games, starting 13, in his second NFL season recording 87 tackles, three sacks, a fumble recovery, a blocked kicked and eight special teams tackles ... recorded his first career sack vs. TB (10/6) when he brought down Brad Johnson ... totaled five tackles and blocked a PAT that helped preserve a tie in the last NFL game to end in at tie (34-34) @ Pit (11/10) ... recorded 10 tackles and logged a sack of Kelly Holcomb @ Cle (12/29) ... recorded four tackles in a reserve role in the NFC Wild Card game @ GB (1/4/03) ... started in the NFC Divisional Playoff game @ Phi (1/11/03) and collected three tackles.

**2001:**

Appeared in 15 games as a rookie and finished second on the team with 17 special teams tackles ... saw most extensive action at weakside linebacker in nickel defense @ Ari (9/30), due to an injury to starter Chris Draft and recorded a season-high seven tackles.



**College:**

Finished his collegiate career with 269 tackles and 15 sacks in 44 games played at Vanderbilt ... earned All-SEC first-team honors as a senior and was named team MVP and Outstanding Defensive Player ... led the team with a career-high 108 tackles, including 6.5 sacks, a team-best four recovered fumbles and three interceptions ... named to the SEC's academic honor roll for two straight seasons as a sophomore and junior.

**Personal:**

Full name Matthew Raphael Stewart ... attended DeSales (OH) High School where he was named All-state first-team with 7.5 sacks as a defensive end and 1,340 rushing yards as a senior ... named district co-defensive player of the year and was a member of the National Honor Society in the classroom ... lettered in basketball, averaging 17 points and eight rebounds per game ... brother, Todd, was a four-year starter at Kenyon College and his father, Van, served as a high school football coach in Columbus, OH ... started the Stewart Family Fund, which focuses on youth education and aiding families in need ... along with wife, Betsy, the couple have two sons, Matthew II and Cedric, and a daughter, Lyla.

**STEWART CAREER STATS**

Year	Team	GP/GS	Tackles			Sacks		Interceptions				FR	FF	STT	
			Solo	Asst.	Ttl	Sk	Yds	Int.	Yds	Lg	TD				PD
2001	Atl	15/0	9	7	16	0.0	0	0	0	0	0	0	0	17	
2002	Atl	16/13	48	38	86	3.0	16	0	0	0	0	1	0	2	
2003	Atl	16/16	65	43	108	2.5	11	0	0	0	1	2	1	0	
2004	Atl	16/16	44	45	89	1.5	14	0	0	0	4	0	0	4	
2005	Cle	14/12	28	16	44	0.0	0	1	0	0	3	0	1	3	
2006	Cle	16/4	7	7	14	1.0	9	0	0	0	0	0	0	10	
2007	Cle	Injured Reserve - Shoulder													
<b>Total</b>		<b>93/61</b>	<b>201</b>	<b>156</b>	<b>357</b>	<b>8.0</b>	<b>50</b>	<b>1</b>	<b>0</b>	<b>0</b>	<b>0</b>	<b>8</b>	<b>3</b>	<b>2</b>	<b>36</b>

**Single-Game Highs:**

**Tackles:** 12, vs. Washington, 9/14/03; **Sacks:** 1.5, twice, last @ Tampa Bay, 11/14/04; **Forced Fumbles:** 1, twice, vs. Detroit, 10/23/05; **Fumble Recoveries:** 1, three times, last @ New Orleans, 11/16/03.

**Additional Stats:**

One blocked PAT @ Pittsburgh, 11/10/02.

## STEWART POSTSEASON STATS

Year	Team	GP/GS	Tackles			Sacks		Interceptions					FR	FF	STT	
			Solo	Asst.	Ttl	Sk	Yds	Int.	Yds	Lq	TD	PD				
2002	Atl	2/1	2	5	7	0.0	0	0	0	0	0	0	0	0	0	1
2004	Atl	2/2	5	2	7	0.0	0	0	0	0	0	0	0	0	0	0
<b>Total</b>		<b>4/3</b>	<b>7</b>	<b>7</b>	<b>14</b>	<b>0.0</b>	<b>0</b>	<b>0</b>	<b>0</b>	<b>0</b>	<b>0</b>	<b>0</b>	<b>0</b>	<b>0</b>	<b>0</b>	<b>1</b>



## JOE TAFOYA

**HOW ACQUIRED:** UFA-07 (Seahawks)**YEARS NFL/CARDINALS:** 7/2**COLLEGE:** Arizona**DOB:** September 6, 1978**HOMETOWN:** Pittsburg, CA

96

**DEFENSIVE END / 6-4 / 258****Pro Career:**

Originally a 2001 seventh-round draft choice (234th overall) by the Tampa Bay Buccaneers, signed with Chicago's practice squad after being waived by Tampa Bay on 9/2/01. Played three seasons in Chicago before being released during training camp on 8/25/04. After being signed briefly by Arizona and Atlanta, was out of football after being cut by the Falcons on 9/7/04. Re-signed with the Falcons on 1/8/05 and was claimed off waivers by Seattle on 3/24/05 after being released by Atlanta. Signed by the Cardinals to a one-year contract on 4/13/07 and re-signed with the team on 3/26/08 to a two-year deal.

**2007:** Played in 13 games and started the final seven due to an injury to Bertrand Berry ... had only started two games during previous five seasons ... registered career-high 21 tackles and two sacks in 2007 ... made first start since 12/5/05 and recorded two special teams tackles @ Cin (11/18) ... registered first sack of the season and four tackles vs. SF (11/25) ... recorded career-high five tackles and led team with two quarterback pressures vs. Cle (12/2) ... started sixth straight game for injured Berry (IR-tricep) and registered three tackles, one sack, one pass defended and one quarterback pressure vs. StL (12/30).

**2006:** Played in 13 games for Seattle on special teams and on the defensive line, registering three tackles and one pass defended; also recorded nine special teams stops and one fumble recovery ... inactive (knee) @ Chi (10/1), @ StL (10/15) and vs. Min (10/22) ... recovered a fumble on a kickoff that resulted

in a Seattle field goal in the fourth quarter on Sunday Night Football @ Den (12/3) ... appeared in both postseason games on special teams and registered two tackles.

**2005:** Appeared in 15 games for Seattle, starting one and finishing the season with 14 tackles, one sack and one forced fumble ... started in place of Bryce Fisher and recorded first and only sack of the season and forced his first career fumble vs. Phi (12/5) ... saw action in all three postseason games, including Super Bowl XL, recording one tackle against Was (1/14).

**2004:** Went to training camp with the Bears but was cut on 8/24 ... claimed by Arizona on 8/25 and was cut by Cardinals on 8/31 ... signed by Atlanta on 9/2 and was released on 9/7 ... did not play the rest of season.

**2003:** Appeared in all 16 games for Chicago, finishing second on team with a career-high 14 special teams tackles; added 10 total tackles on defense ... totaled three special teams tackles vs. GB (9/29) ... made three solo tackles, including one for loss at Den (11/23) ... fielded two short kickoffs for 24 yards @ GB (12/7) and posted one special teams tackle.

**2002:** Played in 14 games with one start for Chicago, recording eight total tackles and 11 special teams tackles ... led the Bears with three special teams tackles vs. GB (10/7) in his Monday Night Football debut ... shared his first career half sack @ Car (12/22) while adding one special teams tackle ... made first NFL start at defensive end vs. TB (12/29) while notching a career-high four tackles.

*(Joe Tafoya continued on page 196)*

(Joe Tafoya continued from page 195)

**2001:** Inactive for games 7-11 but played in final five regular-season games as a rookie for the Bears ... made NFL debut @ GB (12/9) on special teams ... contributed one special teams tackle vs. TB (12/16) and @ Was (12/23) ... collected his first career defensive tackle @ Det (12/30) ... made post season debut with three tackles in Divisional Playoff vs. Phi (1/19).

### College:

Started 38 games over four-year career at Arizona ... finished collegiate career with 165 tackles and 24.5 sacks, earning All-Pac-10 Conference

honors as junior and senior ... recorded 54 tackles and six sacks as senior ... posted 10 sacks as junior to go along with 51 tackles.

### Personal:

Earned Blue Chip Illustrated All-America honors as senior at Pittsburg (CA) High School ... garnered all-BVAL and Super Prep All-Far West honors ... also lettered in baseball and track ... organized first-annual Joe Tafoya Football Camp for kids in grades 5-12 in his hometown during the 2004 offseason ... majored in communications.

## TAFUYA CAREER STATS

Year	Team	GP/GS	Tackles			Sacks		Interceptions					FR	FF	STT	
			Solo	Asst.	Ttl	Sk	Yds	Int.	Yds	Lg	TD	PD				
2001	Chi	5/0	0	1	1	0.0	0	0	0	0	0	0	0	0	0	3
2002	Chi	14/1	5	3	8	0.5	2	0	0	0	0	0	0	0	0	11
2003	Chi	16/0	6	4	10	0.0	0	0	0	0	0	0	0	0	0	14
2004	Out of Football															
2005	Sea	15/1	7	7	14	1.0	7	0	0	0	0	1	1	1	1	15
2006	Sea	13/0	2	1	3	0.0	0	0	0	0	0	0	1	0	0	9
2007	Ariz	13/7	14	7	21	2.0	9	0	0	0	0	1	0	0	0	4
<b>Total</b>		<b>76/9</b>	<b>34</b>	<b>23</b>	<b>57</b>	<b>3.5</b>	<b>18</b>	<b>0</b>	<b>0</b>	<b>0</b>	<b>0</b>	<b>2</b>	<b>2</b>	<b>1</b>	<b>56</b>	

### Single Game Highs:

**Tackles:** 5, vs. Cleveland, 12/2/07; **Sacks:** 1, three times, last vs. St. Louis 12/30/07; **Forced Fumbles:** 1, @ Philadelphia, 12/5/05; **Fumble Recoveries:** 1, twice, last @ Denver, 12/3/06.

## TAFUYA POSTSEASON STATS

Year	Team	GP/GS	Tackles			Sacks		Interceptions					FR	FF	STT	
			Solo	Asst.	Ttl	Sk	Yds	Int.	Yds	Lg	TD	PD				
2001	Chi	1/0	2	1	3	0.0	0.0	0	0	0	0	0	0	0	0	0
2005	Sea	3/0	1	0	1	0.0	0.0	0	0	0	0	0	0	0	0	2
2006	Sea	2/0	0	0	0	0.0	0.0	0	0	0	0	0	0	0	0	2
<b>Total</b>		<b>6/0</b>	<b>3</b>	<b>1</b>	<b>4</b>	<b>0.0</b>	<b>0.0</b>	<b>0</b>	<b>0</b>	<b>0</b>	<b>0</b>	<b>0</b>	<b>0</b>	<b>0</b>	<b>0</b>	<b>4</b>

## CARDS "GRIDIRON CHEF" CHARITY DINNER

The annual Cardinals Charities dinner took place on Friday, November 9th at University of Phoenix Stadium.

The 2007 theme was a "Gridiron Chef" competition. A takeoff on the hit TV show, "The Iron Chef," the event featured three teams, each consisting of a Valley chef and two Cardinals players. The three squads included Darnell Dockett & Gerald Hayes; Bertrand Berry & Neil Rackers; and Larry Fitzgerald & Marcel Shipp.

Each team had an hour to see which could create the best meal, working with a "secret ingredient" that was announced the evening of the event. The team then had to create an appetizer, entrée and dessert. The final product was critiqued by a team of judges and a winner was selected. Each team competed on behalf of a local charity.

The event began with a reception and silent auction in the Cardinals locker room followed by dinner and the event program. All Cardinals players and coaches were in attendance and all proceeds benefited Cardinals Charities.





## JERAME TUMAN

**HOW ACQUIRED:** FA-08

**YEARS NFL/CARDINALS:** 10/1

**COLLEGE:** Michigan

**DOB:** March 24, 1976

**HOMETOWN:** Liberal, KS

# 84

**TIGHT END / 6-4 / 253**

### Pro Career:

Entered the NFL as a fifth round draft pick (135th overall) by the Steelers in the 1999 Draft and played his first nine years with Pittsburgh, appearing in 121 games with 56 starts. Released by Pittsburgh on 2/22/08 and signed to a two-year contract by the Cardinals on 3/3/08 as a free agent.

**2007:** Appeared in six games with one start for the Steelers before being placed on injured reserve (back) on 11/14 ... saw action at tight end vs. Buf (9/16) and was part of a line that helped lead the offense to a total of 420 yards ... recorded his only catch of the season vs. SF (9/23) that went for nine yards, giving him 500 career receiving yards; part of a line that led Parker to his fourth consecutive (16th career) 100-yard rushing game ... recorded his only start of the season @ AZ (9/30) ... was inactive @ Den (10/21) due to back spasms ... saw action on special teams @ Cin (10/28) before being inactive the following two weeks ... placed on injured reserve (back) on 11/14.

**2006:** Appeared in 15 games (four starts) and caught seven passes for 73 yards and a touchdown for Pittsburgh ... inactive for the season opener vs. Mia (9/7) with a hamstring injury ... started at tight end and caught one pass for 10 yards @ Jax (9/28); played in his 100th career game ... appeared at tight end @ Atl (10/22) and caught one pass for a season-long 21 yards ... made one catch for a two-yard TD to give the Steelers a 7-0 lead vs. TB (12/3) ... had one catch for 18 yards and helped the offense gain 303 rushing yards and two touchdowns on 52 carries.

**2005:** Appeared in 15 games (nine starts) for Pittsburgh in the regular season and appeared in all four postseason contests, including Super Bowl XL vs. Seattle ... started at tight end and caught one pass for a season-long 27 yards vs. Ten (9/11) ... appeared at both tight end and on special teams @ SD (10/10) ... started for the fifth consecutive game vs. Jax (10/16) ... inactive due to an ankle injury vs. Cle (11/13) ... saw action on special teams and caught one pass for nine yards in the AFC Wild Card Game @ Cin (1/8/06) ... caught one pass for 19 yards and teamed with QB Ben Roethlisberger

to tackle Indianapolis safety Nick Harper following a Jerome Bettis fumble at the Colts goal line, saving the Pittsburgh lead in the AFC Divisional Game @ Ind (1/15/06) ... saw action at tight end and on special teams in the AFC Championship Game @ Den (1/22/06) ... appeared at tight end and on special teams and helped the Steelers rush for 181 yards and two TDs in the Steelers 21-10 win over Seattle in Super Bowl XL (2/5/06).

**2004:** Started all 16 games for the Steelers for the first time in his career and caught nine passes for 89 yards and a career-high three touchdowns ... had one of his best days as a pro @ Dal (10/17) as he caught a career-high four passes for 21 yards, including a six-yard TD reception; also had a key block on Jerome Bettis' game-winning two-yard TD run ... hauled in a 26-yard reception from a scrambling Ben Roethlisberger to set up the Steelers' eventual game winning TD ... caught his second TD pass of the season from running back Jerome Bettis for the second time in three years (10/21/01 at TB) ... scored his third TD of the season and finished with two receptions for 26 yards vs. Bal (12/26) ... caught one pass for eight yards in the AFC Championship Game vs. NE (1/23).

**2003:** Appeared in all 16 games (11 starts) for Pittsburgh and led all Steeler tight ends with 12 receptions for 113 yards ... was on the receiving end of the biggest play of the game @ Cin (9/21) when he hauled in a 23-yard pass from QB Tommy Maddox on a fake field-goal ... started for the injured Jay Riemersma and had one catch for five yards vs. Cle (10/5) ... had one reception for 21 yards vs. Stl (10/26).

**2002:** Started seven of the 13 games he appeared in for the Steelers and finished with four receptions for 63 yards and a TD in the regular season ... also started both games and recorded a TD in the postseason ... appeared in the first five games of the season but did not record any statistics ... inactive vs. Ind (10/21); @ Bal (10/27) and @ Cle (11/3) ... returned in a big way after being active for the first time in four weeks vs. Atl (11/10) when he caught his first pass in a regular season contest since 12/16/01 @ Baltimore; scored his second-career TD on an

*(Jerame Tuman continued on page 198)*

*(Jerame Tuman continued from page 197)*

18-yard pass from Tommy Maddox ... started in place of Mark Bruener vs. Car (12/15) and had one reception for six yards ... caught one pass for 12 yards and helped pave the way for Amos Zereoue's third 100-yard rushing performance of the season vs. Bal (12/29) ... had three catches for 18 yards and a TD (his first-career postseason TD) in the AFC Wild Card Game vs. Cle (1/15) ... received the start, but was held without a reception in the AFC Divisional Playoff Game @ Ten (1/11).

**2001:** Appeared in all 16 games and started seven for the Steelers, finishing the regular season with seven receptions for 96 yards and a TD ... started both playoff contests ... made his first reception as a pro @ KC (10/14) when he hauled in a 23-yard pass from QB Kordell Stewart ... first career TD (and second-career pass reception) came in spectacular fashion when he was on the receiving end of a 32-yard TD pass from Jerome Bettis; 32-yard TD reception marked the longest reception of his career and mark the highest single-game yardage total of his career ... filled in admirably for Mark Bruener, who missed the entire second half with a shoulder injury, catching one pass for 12 yards vs. Jax (11/18) ... made his second pro start for the injured Bruener @ Ten (11/25) ... started his second consecutive game for Bruener and had one reception for 12 yards vs. Min (12/2) ... started his first playoff game vs. Bal (1/20) in the AFC Divisional Game ... caught one pass for three yards in the start vs. NE (1/27) in the AFC Championship Game.

**2000:** Appeared in all 16 games for the first time in his NFL career and recorded one start for Pittsburgh ... saw considerable action @ Jax (10/1) due to an injury to Mark Bruener ... registered one special teams tackle vs. Cle (10/22).

**1999:** Played in seven games in his rookie season with the Steelers before suffering a season-ending torn (right) anterior cruciate ligament and was placed on injured reserve on (10/27)

... played on special teams and in short yardage situations in the season opener @ Cle (9/12) ... saw action at tight end vs. Jax (10/3) ... suffered season-ending knee injury in the first half of the Monday night game vs. Atl (10/25) ... placed on injured reserve on 10/27.

**College:**

Finished his career at Michigan ranked 11th on the school's all-time receiving list with 98 receptions and 13th in yardage with 1,279 yards and 13 touchdowns ... caught at least one pass in 33 of his last 35 games ... as a senior, started 12 games and caught 27 passes for 247 yards and two touchdowns ... as a junior, was a Football New All-America, a third-team selection by The Sporting News and was voted a consensus first-team All-Big Ten selection after starting 10-of-11 games and catching 29 passes for 437 yards and five touchdowns ... was named a first-team All-Big Ten selection as a sophomore after catching a career-high 33 passes for 524 yards and five touchdowns ... started in three games as a freshman.

**Personal:**

Full name is Jerame Dean Tuman, pronounced "Jeremy Too-man" ... was a Prep Football Report All-America and all-Midlands selection as a defensive end and tight end at Liberal (KS) High School ... rated the fifth-best tight end prospect in the nation by Blue Chip Illustrated after collecting 71 receptions for 1,441 yards and 19 touchdowns in his prep career ... also collected 26 sacks and 11 interceptions during his career ... was a two-time all-Area and all-Conference pick in basketball and averaged 17.5 points and 14.6 rebounds as a senior ... lettered in track after competing in the discus, triple jump and sprint relays ... married to wife Molly and has four children; son Canyon and daughters Avery, Makenna and Mia ... majored in movement science at Michigan.

**TUMAN CAREER STATS**

Year	Team	GP/GS	No.	Yds	Avg	LG	TD
1999	Pit	7/0	0	0	0.0	0	0
2000	Pit	16/1	0	0	0.0	0	0
2001	Pit	16/7	7	96	13.7	32t	1
2002	Pit	13/7	4	63	15.8	27	1
2003	Pit	16/11	12	113	9.4	23	0
2004	Pit	16/16	9	89	9.9	26	3
2005	Pit	15/9	3	57	19.0	27	0
2006	Pit	15/4	7	73	10.4	21	1
2007	Pit	6/1	1	9	9.0	9	0
<b>Total</b>		<b>120/56</b>	<b>43</b>	<b>500</b>	<b>11.6</b>	<b>32t</b>	<b>6</b>

**Single Game Highs:**

**Receptions:** 4, @ Dallas, 10/17/04; **Receiving Yards:** 32, @ Tampa Bay, 10/21/01; **Touchdowns:** 1, six times, last vs. Tampa Bay, 12/3/06; **Long Reception:** 32t, @ Tampa Bay, 10/21/01.

## TUMAN POSTSEASON STATS

Year	Team	GP/GS	No.	Yds	Avg	LG	TD
2001	Pit	2/2	1	3	3.0	3	0
2002	Pit	2/2	3	18	6.0	9	1
2004	Pit	2/2	1	8	8.0	8	0
2005	Pit	4/0	2	28	14.0	19	0
<b>Total</b>		<b>10/6</b>	<b>7</b>	<b>57</b>	<b>8.1</b>	<b>19</b>	<b>1</b>



## JERHEME URBAN

**HOW ACQUIRED:** WV-07 (Cowboys)**YEAR NFL/CARDINALS:** 5/2**COLLEGE:** Trinity University (TX)**DOB:** November 26, 1980**HOMETOWN:** Victoria, TX

85

**WIDE RECEIVER / 6-3 / 207**

## NOTE CARDS

- Established new career-highs in games played (10), starts (2), receptions (22), yards (329) and touchdowns (2) in 2007 with the Cardinals.
- Recorded his first career 100-yard receiving game against his former team in Seattle (12/9/07) when he caught six passes for 123 yards and a TD; became the first Cardinal receiver other than Anquan Boldin or Larry Fitzgerald to record a 100-yard receiving game since 2002.
- Brother, Caleb, plays wide receiver at Trinity University and Jerheme was in attendance for the 2007 contest vs. Millsaps when Trinity turned in the 15-lateral pass play as time expired for a 28-24 victory.

**Pro Career:**

Claimed off of waivers by the Cardinals on 9/2/07. Spent the 2007 training camp with Dallas before being cut on 9/1/07. Urban joined the Cowboys practice squad on 10/19/06. Originally signed with Seattle as an undrafted rookie free agent on 5/1/03 and spent his first two seasons between the Seahawks practice squad and active roster. His third season was cut short because of an injury. Signed a two-year contract with the Cardinals on 3/26/08.

**2007:** After spending training camp with the Cowboys, was released on 9/1/07 and was claimed off waivers by the Cardinals on 9/2/07 ... went on to record a career-high 22 receptions and two TDs in 10 games with two starts for Arizona ... playing in first game since 2005, caught five passes for 53 yards and recorded his first TD since 12/6/04 when the Cards hosted Pit (12/30) ...

recorded three receptions @ StL (10/7) to total eight and set a new season-high, eclipsing the seven he registered for Seattle in 2005 ... with Anquan Boldin out for the third straight week due to injury, Urban assisted with a team-long 42-yard reception vs. Car (10/14) ... made first start as a Cardinal recording three receptions for 41 yards with a long of 22 while recovering a Neil Rackers onside kick with 21 seconds remaining @ Was (10/21) ... had a big day against his former team, recording career-highs with six receptions for 123 yards and one touchdown @ Sea (12/9); became the first receiver other than Boldin or Fitzgerald to record a 100-yard game since 2002.

**2006:** Signed with Dallas practice squad on 10/19/06 and remained there for the rest of the season.

**2005:** Was active for six weeks and played in four games with the Seahawks, including one start ... he had seven catches for 151 yards (21.6 yard avg), including a long of 46 yards, before being sidelined by a foot injury.

**2004:** After spending the season on the Seahawks practice squad for the second consecutive year, he was promoted to the active roster and played in six games, including one start ... made NFL debut @ San Francisco (11/17) and recorded his first career catch for 17 yards ... had two catches against Buffalo (11/28) and scored his first career touchdown in a Monday night game against Dallas (12/6) in which he had two catches for 38 yards ... Urban finished the season with six catches for 117 yards (19.5 yards-per-catch) ... missed the final two regular season games and a playoff game with a foot injury.

*(Jerheme Urban continued on page 200)*



(Jerheme Urban continued from page 201)

**2003:** Signed with Seattle on 5/1/03 as an undrafted rookie free agent ... attended training camp with the Seahawks and was signed to the team's practice squad, where he remained until he was signed to the active roster on 12/26 ... was inactive @ San Francisco (12/27) and in the Wild Card game @ Green Bay (1/4/04).

### College:

Led Trinity with 75 receptions for 1,274 yards and 19 touchdowns in his senior season and was selected to the d3football.com first team and to the Football Gazette second team ... holds Trinity records for career touchdowns (40), season touchdowns (19) and kickoff return yards in a career and season ... also the only athlete in Southern Collegiate Athletic Conference history to earn Male Track and Field Athlete of the Year four years in a row ... holds school or conference records in the 100, 400, 400 hurdles, long jump, triple jump and 4 x 400 relay ... qualified

for national in those six events as well as the javelin in his four years at Trinity.

### Personal:

Full name Jerheme Wayne Urban ... first name pronounced "Jeremy" ... attended Stroman (TX) High School where he was a second-team District 29 5A quarterback as a junior and senior ... was first-team All-State Academic team

(QB) as a senior ... ran track and was the District 29 5A Newcomer of the Year in soccer ... he organized reading competitions at Nursery Elementary (Victoria, TX) in order to promote reading in homes ... in the spring, Urban is an assistant track coach for Trinity University, coaching the triple jump, long jump and javelin ... grew up on a working cattle ranch ... wife Emily also ran track at Trinity ... graduated with a social studies composite degree from Trinity.

## URBAN SNAPS THE STREAK

Urban's career-high 123 yards receiving in Seattle was the first 100-yard game by a Cardinal receiver other than Boldin or Fitzgerald since Jason McAddley had 113 receiving yards vs. Seattle on 11/10/02.

In between McAddley's 113-yard day and Urban's performance, Boldin and Fitzgerald had collected 32 combined 100-yard receiving games starting in Boldin's rookie year of 2003.

Entering the 2007 season with 13 receptions for 268 yards and a TD in his four years in the NFL, Urban finished 2007 with 22 receptions for 329 yards and two TDs in nine appearances (two starts).

### 2003-06

Year	Team	Rec	Yds	TD
2003	Sea	0	0	0
2004	Sea	6	117	1
2005	Sea	7	151	0
2006	Dal	0	0	0
<b>Totals</b>		<b>13</b>	<b>268</b>	<b>1</b>

### 2007

Rec	Yds	TD
22	329	2



## URBAN CAREER STATS

Year	Team	GP/GS	Receiving			LG	TD
			No.	Yds	Avg		
2003	Sea	0/0	0	0	0.0	0	0
2004	Sea	6/1	6	117	19.5	33	1
2005	Sea	4/1	7	151	21.6	46	0
2006	Dal	0/0	0	0	0.0	0	0
2007	Ariz	10/2	22	329	15.0	42	2
<b>Total</b>		<b>20/4</b>	<b>35</b>	<b>597</b>	<b>17.1</b>	<b>46</b>	<b>3</b>

**Single Game Highs:**

**Yards Receiving:** 123, @ Seattle, 12/9/07; **Receptions:** 6, @ Seattle, 12/9/07; **Longest Reception:** 46 yards, @ Arizona, 11/6/05; **TDs Receiving:** 1, three times, last @ Seattle, 12/9/07.

**Additional Stats:**

Tackles – 1 (2004 – Seattle)

Fumbles – 1 (2004 – Seattle)

Special Teams Tackles – 2 (2007 – Arizona)

## URBAN GAME-BY-GAME STATISTICS

## 2007

Date	Opp	GP/GS	Receiving			Lg	TD	STT
			No	Yds	Avg			
Sept. 10	@ SF			Inactive				
Sept. 16	SEA			Inactive				
Sept. 23	@ Bal			Inactive				
Sept. 30	PIT	1/0	5	53	10.6	20	1	0
Oct. 7	@ StL	1/0	3	28	9.3	14	0	0
Oct. 14	CAR	1/0	1	42	42.0	42	0	0
Oct. 21	@ Was	1/1	3	41	13.7	22	0	0
Nov. 4	@ TB	1/0	1	12	12.0	12	0	1
Nov. 11	DET	1/0	0	0	0.0	0	0	0
Nov. 18	@ Cin			Inactive				
Nov. 25	SF			Inactive – Heel				
Dec. 2	CLE			Inactive – Heel				
Dec. 9	@ Sea	1/1	6	123	20.5	38	1	0
Dec. 16	@ NO	1/0	0	0	0.0	0	0	0
Dec. 23	ATL	1/0	2	17	8.5	9	0	0
Dec. 30	STL	1/0	1	13	13.0	13	0	1
<b>Total</b>		<b>10/2</b>	<b>22</b>	<b>329</b>	<b>15.0</b>	<b>42</b>	<b>2</b>	<b>2</b>

## CARDINALS AND GILA RIVER HOLIDAY FOOD DRIVE

The Arizona Cardinals Football Club and Gila River joined forces for a holiday food drive benefiting St. Mary's Food Bank Alliance prior to the Cardinals November 11th victory over the Detroit Lions at University of Phoenix Stadium.

Wives and girlfriends of players and front office personnel teamed with 35 volunteers from St. Mary's Food Bank Alliance and Cardinals Cheerleaders at collection points outside of all five stadium gates.

St. Mary's Food Bank Alliance sold a football themed plush turkey stuffed animal as part of their "Buy A Bird" program at the Gila River booth (Section 117) during the game. For \$20, a donor could help feed Arizona families in need and receive an adorable plush turkey as a reminder of their generous holiday gift. For more information, log onto [www.BuyABird.org](http://www.BuyABird.org).

The 2007 food drive kicked off with a 1,000 can donation from the Campbell Chunky Soup "Click for Cans" promotion. For more information about "Click for Cans" log onto [www.chunky.com](http://www.chunky.com).

St. Mary's Food Bank Alliance, the world's first food bank, is a non-sectarian, nonprofit organization that alleviates hunger by efficiently gathering and distributing food to 675 sites that serve the hungry in 13 of Arizona's 15 counties, the organization is committed to volunteerism, building community relationships, and improving the quality of life for Arizonans in need. Visit online at [www.FirstFoodBank.org](http://www.FirstFoodBank.org) for more information.





## ELLIOT VALLEJO

**HOW ACQUIRED:** FA-07  
**YEARS NFL/CARDINALS:** 1/1  
**COLLEGE:** California-Davis  
**DOB:** May 17, 1984  
**HOMETOWN:** Salinas, CA

# 68

**TACKLE / 6-7 / 312**

### Pro Career:

Signed as an undrafted rookie free agent by Arizona on 4/30/07 and was released following training camp on 8/31/07. Signed to the Cardinals' practice squad on 9/3/07, where he spent the remainder of the season. Re-signed by Arizona on 12/31/07.

**2007:** Spent the season on the Cardinals practice squad.

### College:

After transferring from UCLA following the 2002 season, went on to start 32 consecutive games for Cal-Davis ... started all 11 games in 2006 and earned All-Great West Football Conference first-team recognition as well the team's Outstanding Lineman Award ... started all 11 games as a junior while being voted to the All-Great West Football Conference second-

team ... started all 10 games at right tackle as a sophomore ... appeared in four games as a reserve in his first year with the Aggies ... was on the UCLA roster but did not play in 2002.

### Personal:

Full name Elliot Louis Vallejo ... (last name pronounced vuh-LAY-ho) ... capped four-year career at Palma (CA) High School by earning all-state, all-Central Coast Section, all-county, and all-valley honors as a senior ... named Monterey Bay League's Outstanding Lineman of the Year ... selected for North-South Shrine All-Star game ... team went 23-2-1 and won back-to-back section titles in his last two years ... competed in track & field, capturing ALL-MBL honors in discus and named Most Valuable Field Athlete in 2002 ... was also a star wrestler, winning MBL title in 2001.



## CHRIS VINCENT

**HOW ACQUIRED:** FA-08  
**COLLEGE:** Oregon  
**YEARS NFL/CARDINALS:** 1/1  
**DOB:** September 3, 1981  
**HOMETOWN:** Philadelphia, PA

# 30

**RUNNING BACK / 6-1 / 218**

### Pro Career:

Originally signed by Detroit as an undrafted rookie free agent on 5/16/07, but was released on 6/14/07. Signed to a one-year contract by Arizona on 4/8/08.

### College:

As a senior, registered 41 yards on 10 attempts in just five games before a knee injury ended his season ... converted to linebacker as a junior and appeared in a reserve role for all 12 games ... key contributor on special teams, ranking fourth in tackles with 10 on the kickoff team and 13 overall as well as recovered one fumble ... registered 25 yards rushing on four attempts and was named Oregon's Special Teams Player of the Week following wins over Idaho and Stanford as a junior ... appeared in 10 of 13 games as part of a multiple-back concept as a redshirt freshman ... recorded two starts and

182 rushing yards on 56 attempts ... sat out 2002 season to comply with transfer requirements after transferring from Louisiana State following spring and fall workouts ... named offensive scout team player of the week for preparations leading up to a win over UCLA.

### Personal:

Full name Christopher Adam Vincent ... in 1999, registered 1,245 rushing yards and 16 touchdowns as a senior at Neshaminy (PA) High School and was named to the Bucks County Courier Times first-team all-area ... completed the prep circuit rushing for 458 yards and two touchdowns at Valley Forge (PA) Military Academy in 2000 ... named all-league running back, Trentonian (N.J.) Times all-area and was voted to play in the all-county all-star game as one of the top athletes in the state of Pennsylvania.



# MATT WARE

**HOW ACQUIRED:** WV-06 (Eagles)

**YEARS NFL/CARDINALS:** 5/3

**COLLEGE:** UCLA

**DOB:** December 2, 1982

**HOMETOWN:** Santa Monica, CA

# 22

**SAFETY / 6-2 / 215**

## NOTE CARDS

- Claimed by the Cardinals off waivers in September of 2006 a day after being released by the Eagles; has appeared in 29 games and made one start in two seasons with Arizona.
- Selected in the 21st round of the 2001 Major League Baseball Draft by the Seattle Mariners as a centerfielder; spent the summers of 2002 and 2003 in the Valley playing centerfield for the Peoria Mariners of MLB's rookie league.

## Pro Career:

Originally a third-round pick (89th overall) by the Philadelphia Eagles in the 2004 NFL Draft. Released by the Eagles on 9/2/06 and claimed by the Cardinals the next day. Signed a two-year contract with Arizona on 3/31/08.

**2007:** Saw action in 15 games for Arizona, recording 12 tackles and seven special teams tackles ... appeared on special teams and saw action on defense vs. Pit (9/30) ... recorded one special teams tackle and saw limited action on defense @ StL (10/7) ... in 50th career game, recorded first three tackles of the season vs. Det (11/11) ... with SS Adrian Wilson out (IR-heel) saw increased role down the stretch registering at least one tackle and one special teams tackle in five of the last seven games.



**2006:** Appeared in 14 games for Arizona and earned his first NFL start vs. StL (9/24) ... saw extensive action as a reserve cornerback garnering two tackles @ Sea (9/17); entered the game at right corner when Eric Green left with an injury ... received the first start of his career at right cornerback, collecting four tackles, one pass defended and a forced fumble vs. StL (9/24) ... inactive vs. KC (10/8) ... appeared on special teams recording one tackle vs. Chi (10/16) ... inactive (shoulder) @ GB (10/29); vs. Dal (11/12) ... recorded two special teams tackles @ StL (12/3) ... collected a game-high three special teams tackles vs. Den (12/17) ... recorded two special teams tackles @ SF (12/24); @ SD (12/31).

**2005:** Provided the Eagles one of their most memorable wins after picking up a blocked field goal and returning it 65 yards for the game-winning touchdown vs. SD (10/23); down 17-13 with only 2:37 left in regulation, Quintin Mikell blocked a 40-yard FG attempt by the Chargers Nate Kaeding and Ware's TD return provided the game's final points; it marked the first time in Eagles history that an opponent's field goal was blocked and returned for a touchdown ... ranked second in special teams unit production points (169) and fourth in tackles (17) ... recovered a fumble on special teams that led to an Eagles touchdown vs. GB (11/27).

**2004:** Finished tied for fifth on the team in special teams tackles (15) and sixth in production points (132) ... saw first NFL game action vs. Car (10/17) and

*(Matt Ware continued on page 204)*



(Matt Ware continued from page 203)

recorded one tackle on defense and special teams ... notched a career-high five tackles with one forced fumble and one fumble recovery @ StL (12/27) ... recorded four solo tackles in Super Bowl XXXIX vs. NE (2/6/05).

### College:

A three-year starter for the Bruins at both cornerback and free safety ... recorded 117 tackles, one sack, eight interceptions and two blocked kicks during his career ... in 2001, became the first true freshman to start every game and was named Pac-10 freshman of the year by The Sporting News ... switched to free safety for the first three games of 2002 before returning back to cornerback ... despite the position change,

earned first-team All-Pac 10 honors with a career-high 51 tackles, one interception, one sack, two forced fumbles and a blocked punt.

### Personal:

Full name Matthew Jesse Ware ... attended Loyola (Los Angeles, CA) High School ... earned USA Today and Parade All-America honors ... named the LA Times' All-Central City player of the year ... as a senior passed for over 1,000 yards and 16 touchdowns and rushed for 1,161 yards and 17 more TDs ... added 59 tackles, four interceptions and six forced fumbles on defense ... also lettered in track and baseball ... brother, Aaron, is currently a junior strong safety at UCLA.

## WARE CAREER STATS

Year	Team	GP/GS	Tackles			Sacks		Interceptions					FR	FF	STT
			Solo	Asst.	Ttl	Sk	Yds	Int.	Yds	Lg	TD	PD			
2004	Phi	12/0	9	2	11	0.0	0	0	0	0	0	0	1	1	15
2005	Phi	16/0	5	10	15	0.0	0	0	0	0	0	2	0	0	17
2006	Ariz	14/1	6	1	7	0.0	0	0	0	0	0	1	0	1	14
2007	Ariz	15/0	7	5	12	0.0	0	0	0	0	0	0	0	0	7
<b>Total</b>		<b>57/1</b>	<b>27</b>	<b>18</b>	<b>45</b>	<b>0.0</b>	<b>0</b>	<b>0</b>	<b>0</b>	<b>0</b>	<b>0</b>	<b>3</b>	<b>1</b>	<b>2</b>	<b>53</b>

### Single Game Highs:

**Tackles:** 5, @ St. Louis, 12/27/04; **Solo Tackles:** 5, @ St. Louis, 12/27/04; **Forced Fumbles:** 1, twice, last vs. St. Louis, 9/24/06; **Fumble Recoveries:** 1, St. Louis, 12/27/04.

### Additional Career Statistics:

**Touchdown:** 1, vs. San Diego, 10/23/05 (65-yd return of a blocked FG, K Nate Keading, block by Quentin Mikell).

## WARE POSTSEASON STATS

Year	Team	GP/GS	Tackles			Sacks		Interceptions					FR	FF	STT
			Solo	Asst.	Ttl	Sk	Yds	Int.	Yds	Lg	TD	PD			
2004	Phi	3/0	4	0	4	0.0	0.0	0	0	0	0	1	0	0	1
<b>Total</b>		<b>3/0</b>	<b>4</b>	<b>0</b>	<b>4</b>	<b>0.0</b>	<b>0.0</b>	<b>0</b>	<b>0</b>	<b>0</b>	<b>0</b>	<b>1</b>	<b>0</b>	<b>0</b>	<b>1</b>

## CARDINALS PRACTICE FACILITY SHOWS VERSATILITY

In 2007 the Cardinals' practice facility in Tempe played host to two other NFL teams, the San Diego Chargers and the New York Giants, who needed the practice facility for far different reasons.

The Chargers were left without a home in late October as wildfires engulfed much of southern California. At the time Arizona was entering its bye week and let the Chargers practice at the facility Wednesday, Thursday and Friday. This was the second time the Cardinals had helped San Diego out after similar circumstances in 2003 forced a Chargers game against Miami to be played at Sun Devil Stadium.

"Whenever you have a team that is going through the issues they are going through, you want to do whatever you can to help them out," said Cardinals Head Coach Ken Whisenhunt about the Chargers practicing in Tempe.

The second visitor to the facility was expected. With Arizona hosting Super Bowl XLII, the training facility was used by the New York Giants as they prepared to take on the New England Patriots.





# KURT WARNER

**HOW ACQUIRED:** UFA-05 (Giants)

**YEARS NFL/CARDINALS:** 11/4

**COLLEGE:** Northern Iowa

**DOB:** June 22, 1971

**HOMETOWN:** Burlington, IA

# 13

**QUARTERBACK / 6-2 / 218**

## NOTE CARDS

### CARDINALS HIGHLIGHTS

- Despite starting in only 11 games and playing much of the season with a torn ligament in his non-throwing elbow suffered in his first start of 2007, threw 27 touchdown passes and finished one shy of the franchise single-season record.
- Threw for multiple touchdowns in the last eight games of the 2007 season, the longest streak of his career.
- Threw for a career-high 484 yards vs. San Francisco in week 12 of 2007, which is also the second-highest yardage total in franchise history.
- Threw for 300+ yards in four games in 2007 and had five starts where he finished with a passer rating of 100.0 or higher.
- His 10 multi-touchdown games in 2007 were the most since he recorded 10 in his MVP season of 2001.
- After recording the highest completion percentage in Cardinals history in 2005 (64.5%), returned in 2007 to post the second-highest completion percentage in franchise history, completing 62.3% of his passes (281-451).
- Playing in his 76th career game on 9/24/06 vs. St. Louis, became the second fastest quarterback to reach 20,000 yards in NFL history (Dan Marino, 74).
- In 2005, helped the Cardinals rank as the league's #1 ranked passing offense for the first time in team history.

### CAREER HIGHLIGHTS

- A two-time NFL MVP (1999 and 2001); was also named Super Bowl XXXIV MVP after leading the Rams to a victory over the Tennessee Titans (1/30/00).
- A three-time Pro Bowler, has led the NFL in passing yardage, completion percentage and average gain per attempt three times each, has had the highest quarterback rating and led the league in touchdown passes twice.
- Career completion percentage of 65.1% entering 2008 ranks #2 in NFL history behind only Chad Pennington (65.5%).
- Entering 2008, his career QB rating of 93.2 ranks #3 in NFL history behind only Steve Young (96.8) and Peyton Manning (94.7).
- Warner's 4,830 passing yards in 2001 represent the second-highest single-season total in NFL history (Dan Marino, 5,084 in 1984).
- Recorded nine 300-yard passing games in both 1999 and 2001 (NFL single-season record is 10 by Oakland's Rich Gannon in 2002).
- Holds a share of the NFL record for most consecutive 300-yard passing games with six in 2000 (shares with Rich Gannon, 2002, and San Francisco's Steve Young, 1998).
- Has twice posted a perfect passer rating of 158.3 (10/1/00 vs. SD and 10/3/99 @ Cin); became the first player in NFL history to record two "perfect" games with a minimum of 20 passes attempted. Peyton Manning has accomplished the feat three times.
- Became the fastest player in NFL history to reach 10,000 passing yards, accomplishing the feat in his 36th career game.
- Has 41 career 300-yard passing games including three 400-yard passing games.



### Pro Bowl Selection:

1999, 2000, 2001

### Pro Career:

One of the greatest success stories in NFL history, Warner signed a one-year deal with the Cardinals as an unrestricted free agent on 3/6/05 and inked a three-year pact with the Cardinals on 2/14/06 following the 2005 season. Originally signed by the Green Bay Packers as an undrafted free agent on

4/28/94 but was released on 8/17/94. Warner went on to play in the Arena Football League with the Iowa Barnstormers (1995-97) before being signed as a free agent by the St. Louis Rams on 12/26/97. Signed as an unrestricted free agent by NY Giants on 6/3/04. A two-time NFL Most Valuable Player (1999 and 2001) and the MVP of Super Bowl XXXIV, led the Rams to 23-16 victory over the Tennessee Titans. Warner also led St. Louis to Super Bowl XXXVI where the Rams lost to New England 20-17.

*(Kurt Warner continued on page 206)*

(Kurt Warner continued from page 205)

## CARDINALS IN THE COMMUNITY

Kurt and his wife Brenda established "First Things First" in the spring of 2001 as a foundation dedicated to promoting Christian values, sharing experiences and providing opportunities to encourage everyone that all things are possible when people seek to put first things first. Some of the projects through which the foundation has enriched the lives of those less fortunate have included trips to Disney World for ill children, building recreation centers in children's hospitals, rewarding single parents who achieve the dream of homeownership and teaching Special Olympians football basics. The target outreach areas for "First Things First" include Arizona, Missouri and Warner's home state of Iowa.

The work of "First Things First" kept Kurt busy in 2007. Nine families from Make-A-Wish and Dream Factory spent a weeklong vacation at Disney World with the Warner family in June. Prior to that trip, Disney families from the previous five years met in St. Louis for a "Family Reunion." Two single parents and their families were surprised with "Homes for the Holidays," a partnership with Aaron's Rents to reward a first-time homeowner by completely furnishing the home. Over 5,000 coats were collected in greater St. Louis during the seventh annual "Warner's Warm-up Coat Drive." Special Olympics Punt, Pass & Kick clinics were hosted in Phoenix and St. Louis, each for up to 50 athletes. Throughout the season, the Warner's made monthly visits to St. Joseph's Hospital in Phoenix to deliver Baskets of Hope filled with toys, games, music, books and inspirational materials for pediatric patients.



Scottsdale. Designed to open the eyes of students to the daily challenges of those with disabilities, several students adopted disabilities for a day and then discussed their experiences at a school-wide assembly with Kurt and Brenda. At the end of the season, Warner and the Cardinals teamed up to fulfill a wish for a "Make a Wish" teen from Massachusetts.

Warner also took part in Cardinals community outreach programs. He and his family served dinner at the Cardinals Thanksgiving event "Help Feed the Hungry" at the Phoenix Rescue Mission. Throughout the season, Warner greeted special practice visitors such as cancer patients, HopeKids, High School Players of the Week and would take pictures, sign autographs, and give away gloves and wristbands.

For more information on Warner's "First Things First," visit [www.kurtwarner.org](http://www.kurtwarner.org)

First Things First also purchased 250 game tickets in 2007 (both home and away) for kids of faith-based social service agencies. The kids participated in a Bible study, completed a community service project and met with Kurt following each game for autographs, pictures and prayer time. Last year saw the introduction of two new programs to the "First Things First" line-up: The America's Team Ball Drive was a Valley-wide collection of new and gently-used sporting equipment for soldiers serving overseas. The drive resulted in 15,000 pounds of equipment and raised \$25,000. "First Things First" also kicked off C.H.E.E.R. (Consciousness Helps Encourage Equal Respect) at Chaparral High in

## WARNER IN OTHER PROFESSIONAL LEAGUES

In addition to the NFL, Warner played three seasons with the Iowa Barnstormers of the Arena Football League from 1995-97 and one with the Amsterdam Admirals of NFL Europe in 1998.

Below are his stats in those leagues:

Year	Team	GP	Att	Comp	Yds.	Pct.	TD	INT	Rat.
1995	Iowa	12	400	237	2,996	59.2	43	14	94.9
1996	Iowa	14	422	259	3,341	61.3	61	15	107.5
1997	Iowa	14	498	322	4,149	64.6	79	14	118.5
<b>Total</b>		<b>40</b>	<b>1,320</b>	<b>818</b>	<b>10,486</b>	<b>61.9</b>	<b>183</b>	<b>43</b>	<b>107.8</b>

Year	Team	GP/GS	Att	Comp	Yds.	Pct.	TD	INT	Rat.
1998	Amsterdam	10/10	326	165	2,101	50.6	15	6	78.8
<b>Total</b>		<b>10/10</b>	<b>326</b>	<b>165</b>	<b>2,101</b>	<b>50.6</b>	<b>15</b>	<b>6</b>	<b>78.8</b>

**2007:** Began season as backup but then started final 11 games after Matt Leinart suffered season ending collarbone injury in week five ... before Leinart's injury, the two split duties in games three and four when Warner came in to run a special "no huddle" package ... played most of the season with a brace on his left elbow after tearing a ligament vs. Car (10/14) ... his 3,417 passing yards in 2007 rank

as the fifth-highest total in team history while his 62.3 completion percentage is the second highest percentage all-time on the franchise single-season list trailing only the 64.5 percentage he posted in 2005; 27 touchdowns is the second highest single season total in team history and 281 completions is sixth best in franchise history ... threw for multiple TDs in eight consecutive games, a new career-high ... saw action in his 80th career game as part of no huddle package and registered 258 yards on 15-of-20 passing with two TDs and a passer rating of 150.0 @ Bal (9/23), his highest passer rating as a Cardinal; 12 consecutive completions in the second half are second most in franchise history, three shy of Jake Plummer's record against Was (11/8/98) ... shared time with Leinart for the second straight week recording a team-high 132 yards and one TD vs. Pit (9/30) ... against former team came on in relief of Leinart, who left the game in the second quarter with a season ending collarbone injury and totaled 190 yards, one TD and one INT on

## RIISING FAST

Kurt Warner hasn't been in Arizona that long but he has definitely made an impression in the desert. His four 300-yard passing games in 2007 gave him 11 total with the Cardinals. That marks the fourth highest total in franchise history despite the fact that he has only started 26 games with the Cardinals.

Player (Years)	300-Yd Games
Neil Lomax (1981-89)	19
Jim Hart (1966-83)	14
Charley Johnson (1961-69)	12
<b>KURT WARNER (2004-)</b>	<b>11</b>
Jake Plummer (1997-02)	7

14-of-28 passing as well as recorded first rushing touchdown as a Cardinal @ StL (10/7); first rushing touchdown since 9/26/04 vs. Cle and marked the first time since 9/26/99 vs. Atl that he rushed and threw for a TD in the same game ... started vs. Car (10/14) and completed both passes before injuring left elbow on sack by Julius Peppers in the first quarter ... despite torn ligament, still started next

week @ Was (10/21) with heavily braced arm and completed 27-of-41 passes for 282 yards with two TDs and two INTs ... completed 26-of-36 passes for 259 yards with three TDs, one INT and a quarterback rating of 108.4 vs. Det (11/11) ... recorded 211 yards on 16-of-28 passing with two TDs @ Cin (11/18); for second straight week recorded a passer rating over 100.0 which marked the first time he had done that since 2001 when he was over 100.0 for three straight games ... totaled a career-high 484 yards (2nd most in franchise history) on 34-of-48 passing with two TDs and two INTs vs. SF (11/25); 34 completions are tied for the third-most in franchise history behind only Kent Graham and Neil Lomax (37) and Jake Plummer and Boomer Esiason (35); 484 passing yards were the highest single-game total in the NFL in 2007 ... in 90th career game eclipsed 23,000 career passing yards and recorded career-high five INTs @ Sea (12/9) ... recorded 233 yards, three TDs and a quarterback rating of 106.7 @ NO (12/16); marked his 34th career

## PROTECTING HIS PLACE

Kurt Warner has always been an accurate passer. After all, he is ranked second on the NFL's all-time completion percentage list at 65.1 percent (behind only Chad Pennington, 65.6).

Warner was accurate again in 2007, completing 281 of the 451 passes he attempted for a 62.3 completion rate. Warner was so accurate in 2007, his percentage is the second highest in franchise history, behind only the 64.5 percentage he posted in 2005. So, in three seasons in Arizona, Warner has posted the two best completion percentages in team history.

### COMPLETION PERCENTAGE—SEASON

%	Player (Year)	Comp-Att
<b>64.5</b>	<b>KURT WARNER (2005)</b>	<b>242-375</b>
<b>61.7</b>	<b>KURT WARNER (2007)</b>	<b>281-485</b>
61.7	Steve Beuerlein (1993)	258-418
61.6	Neil Lomax (1984)	345-560
59.4	Neil Lomax (1987)	275-463
59.3	Chris Chandler (1992)	245-413

There have been only three quarterbacks in franchise history to finish the season with a completion percentage of 60.0 or higher and Warner is now the only Cardinals quarterback to post two seasons with a completion percentage of 60.0 or better.



(Kurt Warner continued on page 208)

*(Kurt Warner continued from page 207)*

game with a QB rating over 100 and became the first Cardinals QB to throw for 20 TDs in a season since Neil Lomax in 1988 and it is the eighth time in team history a quarterback has thrown for 20+ TDs ... tied a career-high with 35 pass completions (second highest total in franchise history) with 369 passing yards and three TDs vs. Atl (12/23); eclipsed 3,000 passing yards on the season, something only 13 other QBs have done in Cardinals history; recorded a QB rating of 105.9 which was his fifth start of 2007 and 35th career start where he finished with a passer rating over 100 ... threw 41st 300-yard passing game of career with three TDs vs. StL (12/30) to mark a career-high eighth consecutive multi-TD game and his 10 multi-TD games in 2007 are the most since he recorded 10 in 2001.

**2006:** Saw action in six games with five starts in his second season with the Cardinals ... completed 23-of-37 passes for 301 yards, three TDs and a 114.8 passer rating in the season opener vs. SF (9/10), his sixth 300-yard day of his Cardinals career and 36th overall; named the NFC Offensive Player of the Week for his performance, his sixth career Player of the Week honor and second with the Cardinals ... completed 19-of-28 passes for 256 yards and a TD vs. StL (9/24); in 76 career games, became the second fastest quarterback to reach 20,000 yards in NFL history, with only Dan Marino, 74 games, doing it faster ... saw his first action since Oct. 1, coming in the game after Matt Leinart suffered a shoulder sprain in the second quarter, completing nine-of-13 passes for 105 yards @ SF (12/24) ... in his first start since week four, completed 22-of-32 passes for 356 yards and one TD @ SD (12/31); his 64-yard completion to Anquan Boldin in the fourth quarter established a new team long for the season while his 68.8% completion percentage also established a season-high for a starting QB.

**2005:** Saw action in 10 games with 10 starts in his first Arizona campaign ... recorded his first 300-yard passing game since he threw for 342 yards for the Rams @ NYG (9/7/03) ... completed 28-of-41 passes for 307 yards in the home opener vs. StL (9/18); in the final drive of the game connected on six-of-six

passes for 76 yards ... suffered a groin injury @ Sea (9/25) and did not return in the second half of the game ... deactivated vs. SF (10/2); vs. Car (10/9) due to the groin injury ... did not play as the back-up QB vs. Ten (10/23); @ Dal (10/30) ... recorded his 32nd career 300+ passing day vs. Sea (11/6) connecting on 29-of-48 passes for 334 yards, one TD and three INTs; found WR Bryant Johnson for a six-yard TD pass, Johnson's first of the season ... had his second consecutive 300-yard passing day completing 29-of-45 passes for 359 yards and one TD for a 96.4 passer rating, his highest since 2004 ... recorded first win as a Cardinal in a 38-28 victory over his former team @ StL (11/20) completing 27-of-39 passes for 285 yards and three TDs ... completed 10-of-10 passes for 115 yards and a TD before leaving the game @ Hou (12/18) with a sprained MCL ... placed on injured reserve on 12/20 and missed the final two games of the season.

**2004:** Played in 10 games with nine starts for the Giants before being replaced as the starter, after posting a 5-4 record, by rookie Eli Manning ... started vs. Was (9/19) and completed 22-of-33 attempts for 232 yards with one TD; opened the game with eight straight completions, the seventh of those eight was a 38-yard TD pass to WR Tim Carter ... completed 20 passes on 26 attempts for 187 yards with one TD and one INT @ GB (10/3); streak of passes thrown without an INT ended at 126 when he was picked off by safety Darren Sharper late in the first quarter; four-yard TD pass to Shockey in the fourth quarter was his second TD of the season and gave the Giants a 14-7 lead ... finished with 18 completions on 33 attempts for 217 yards with one

TD in a win @ Dal (10/10); became the first Giants quarterback since Danny Kanell in 1997 to win four of his first five starts ... in his final game as the starter @ Arz (11/14), finished with 19 completions on 30 attempts for 193 yards, one TD and no INTs ... did not see action for next three games before replacing Eli Manning @ Bal (12/12) in the fourth quarter completing six-of-nine attempts for 127 yards.

**2003:** Played in two games with one start for the Rams ... threw for 342 yards while completing 34-of-54 @ NYG (9/7) for one TD and an INT; the



## THE PLAYERS

54 attempts were a career high, and second most in Rams franchise history; it marked his 30th career 300-yard passing game; was sacked six times and fumbled and suffered a concussion ... did not play again until regular season finale @ Det (12/28), completing four-of-11 passes for 23 yards.

**2002:** Played in seven games with six starts in injury-plagued season in St. Louis ... started first four games, leaving the game vs. Dal (9/29) with a finger injury that would sideline him for the next five games ... saw limited action vs. Chi (11/18), returned to starting lineup for the next two games, @ Was (11/24) and @ Phi (12/1) ... missed final four games with a hand injury, and was placed on injured reserve (12/12) ... recorded three 300-yard passing games, including a season-high 315 yards @ Den (9/8) ... reached several milestones @ TB (9/23), where he completed his 1,000th career pass, becoming the fastest to reach the milestone in terms of games (47, one game fewer than Drew Bledsoe and Peyton Manning), and attempts (1,487, 84 fewer attempts than Joe Montana - 1,571); his 17th attempt (an incomplection) was the 1,500th of his career, qualifying him for the NFL's career

list of leading lifetime passers; became the third quarterback to enter the list at No. 1, following Joe Montana (1983) and Dan Marino (1986), and first quarterback to enter the list with a rating of over 100.0 ... opened game @ Was (11/24) by completing a career-high 15 consecutive passes, tying for third-highest in team history; a 4-yard TD pass to Troy Edwards was his 100th career touchdown pass, moving him into 4th place in Rams history, surpassing Hall of Famer Bob Waterfield, and tying Brett Favre for the 5th-fastest to reach the milestone (50 games) in NFL history.

**2001:** Started all 16 regular season and three postseason games for the Rams ... earned NFL Most Valuable Player honors for second time in three seasons, edging teammate Marshall Faulk by one vote ... led the NFL in completions (375), completion percentage (68.7), passing yards (4,830), touchdown passes (36), average yards per attempt (8.85), passer rating (101.4), third down passing (109.5), and was third in the NFC and fourth in the NFL in fourth quarter passing (101.4) while throwing a career-high 564 passes ... became third quarterback in Rams history to earn three or more consecutive

## THE GREAT REPLACEMENT

Kurt Warner threw for 27 touchdown passes in 2007, despite starting in only 11 games. It was the second-highest passing touchdown total in team history, behind only the 28 of Neil Lomax (1984) and Charley Johnson (1963).

### SINGLE SEASON TOUCHDOWN LEADERS (PASSING)


Year	Player	TDs
1984	Neil Lomax	28
1963	Charley Johnson	28
2007	<b>KURT WARNER</b>	27
1987	Neil Lomax	24
1983	Neil Lomax	24

Warner threw for multiple touchdowns in the final eight games of the season, the highest total for any point in his career, including the postseason.

Game	TDs
11/11 vs. Det	3
11/18 @ Cin	2
11/25 vs. SF	2
12/2 vs. Cle	2
12/9 @ Sea	3
12/16 @ NO	3
12/23 vs. Atl	3
12/30 vs. StL	3

He threw for three touchdowns in each of the final four games. The only other time he accomplished that feat was in the first four games of the 1999 season when he threw for 3, 3, 3, and 5 touchdowns to open the season.

Warner had multiple touchdowns in nine of his 11 starts and in 10 games overall in 2007, the highest total since 2001 when he also had 10. The last time he threw for multiple-TDs in more than 10 games was 1999 when he accomplished the feat 14 times.



*(Kurt Warner continued on page 210)*

*(Kurt Warner continued from page 209)*

Pro Bowl berths (Norm Van Brocklin 6, 1950-55; Roman Gabriel 3, 1967-69) ... set team records for completions, completion percentage, passing yards, most seasons with 4,000 or more passing yards (two), and most games with 300 or more passing yards in career (26) ... tied NFL record for 300-yard passing games in a season (nine) and tied a team record for most games with four or more TD passes in career (6) ... became the fastest player to reach 10,000 passing yards in NFL history, accomplishing the feat vs. Car (11/11), (his 36th game) ... number of completions ranked 6th on NFL's all-time single-season list ... had one of the best games of his career vs. Mia (9/30), completing 24-of-31 passes (77.4 percent) for 328 yards, four TDs and no INTs (150.3 rating) ... in three postseason games, completed 68-of-107 passes for 793 yards, four TDs and three INTs ... led Rams from 14-point deficit in Super Bowl XXXVI vs. NE (2/3), directing two TD drives in fourth quarter to tie score at 17-17 before the Rams lost on a last-second field goal by the Patriots' Adam Vinatieri.

**2000:** Started all 11 games in which he played, helping Rams set NFL records for passing yards and total yards ... earned second straight Pro Bowl berth ... led NFL in completion percentage (67.7) and average gain (9.88) ... set NFL record for most passing yards after two games with 827 (old record was 823 by Frank Tripucka, Denver, 1962) and after three games with 1,221 (old record was 1,166 by Drew Bledsoe, New England, 1994) ... his 1,557 passing yards after four games set NFL record for most passing yards in four consecutive games, surpassing mark of

1,417 by Bledsoe in 1994 ... Warner's 2,260 passing yards after six games were the most in NFL history (Bledsoe, 2,072 in 1994) ... completed 25-of-35 passes while passing for career-high 441 yards with three TDs and three INTs vs. Den (9/4) in leading Rams to first Monday Night Football win since 1988; his passing yardage was the third highest opening-game total in NFL history and fourth-highest total in team history ... set career-high and tied team record with 35 completions (in 47 attempts) for 386 yards @ Sea (9/10) ... became first player in NFL history to record perfect passer rating of 158.3 twice vs. SD (10/1); completed 24-of-30 passes for 390 yards, four TDs and no INTs in earning NFC Offensive Player of the Week honors ... it was the first time in team history and only third time in NFL history a team had a 300-yard passer (Warner), a 100-yard rusher (Justin Watson, 102 yards), and three 100-yard receivers (Isaac Bruce, 167 yards; Marshall Faulk, 116 yards; Az-Zahir Hakim, 104 yards) in the same game as Rams gained 614 yards, second-highest total in team history ... tied NFL record with sixth consecutive 300-yard passing game vs. Atl (10/15), when he completed 24-of-40 passes for 313 yards and three TDs; it was the 1st time in NFL history a team had 300-yard passer (Warner) and 200-yard rusher (Faulk, 208 yards) in same game ... broke pinky finger on right hand on center snap on last play of 1st half @ KC (10/22) ... started NFC Wild Card Game @ NO (12/30) and completed 24-of-40 passes for 365 yards, three TDs and three INTs ... led the Rams to 21 consecutive points in fourth quarter in which he completed 11-of-14 passes for 198 yards for two TDs.

## WARNER REACHES THE TOP FIVE


Warner's path to 3,000 passing yards in 2007 was undoubtedly unlike any of the other quarterbacks who are on the franchise's career list. Not too many QBs start the season as a backup, start only 11 games and play almost all of those 11 games with a torn ligament in their non-throwing arm.

That is the way Kurt Warner did it though. In week 16 vs. Atlanta, his 10th start of the season, Warner reached 3,000 passing yards on the season, something only 13 other QBs had done in Cardinals history.

Warner finished the season with 3,417 passing yards, the fifth highest total in franchise history despite the fact that he started in only 11 games in 2007.

### TOP SEASON-TOTAL PASSING YARDS

Player(Year)	Yards	Starts
1. Neil Lomax (1984)	4,614	16
2. Jake Plummer (1998)	3,737	16
3. Jake Plummer (2001)	3,653	16
4. Dave Krieg (1995)	3,554	16
5. <b>KURT WARNER (2007)</b>	<b>3,417</b>	<b>11</b>
6. Neil Lomax (1988)	3,395	14
7. Neil Lomax (1987)	3,387	12
8. Charley Johnson (1963)	3,280	14
9. Neil Lomax (1985)	3,214	16
10. Steve Beurlein (1993)	3,164	14



**1999:** Started all 16 regular season and three postseason games while producing one of the most memorable and improbable stories in NFL history ... was named the league's Most Valuable Player and Super Bowl MVP while leading Rams to their first championship since 1951 ... earned first Pro Bowl invitation ... re-wrote Rams' single season passing records by completing 325-of-499 passes for 4,353 yards, 41 touchdowns and 13 interceptions ... his passer rating of 109.2 was the fifth-highest in NFL history ... led NFL in TD passes, completion percentage (65.1), third down passer rating (137.3), fourth quarter passer rating (116.0), and was second in the league in passing yards ... set eight team records: quarterback rating, passing yards, completions, completion percentage/season, completion percentage/game (86.9), most games with 300 passing yards in a season (9), most consecutive 300-yard passing games (4), and most TD passes in a season, while tying record for most TD passes in a game (5) and tying NFL record for most 300 yards passing games in a season (since passed by Oakland's Rich Gannon in 2002) ... threw more TD passes in first four starts (14) than any player in NFL history, throwing three TD passes in opening victories vs. Bal (9/12), vs. Atl (9/26), and @ Cin (10/3) and throwing a career-high five scoring passes in win vs. SF (10/10) ... threw for more passing yards (1,217) in first four starts than any player in NFL history ... led Rams on 19 scoring drives (17 TDs) between 71-80 yards (team had four in 1998) and 11 touchdown drives between 81-90 yards (team had five in 1998) ... threw for then career-high 351 yards in division title-clinching win @ Car (12/5) ... had streak of 133 consecutive passes thrown without

an INT in Games 4-8, third longest in team history ... completed 27-of-33 passes for 391 yards and five TDs in NFC Divisional Playoff Game vs. Min (1/16); threw game-winning 30-yard touchdown pass to Ricky Proehl with 4:44 remaining to give Rams 11-6 win vs. TB in NFC Championship Game (1/23) ... passed for Super Bowl record 424 yards in win over Tennessee (1/30); threw game-winning 73-yard TD pass to Isaac Bruce with 1:54 to play in the game.

**1998:** Saw first career action in the 4th quarter of Rams' final game vs. SF (12/27); completed 4-of-11 passes for 39 yards ... assumed the backup role behind Steve Bono for the final two games after a season-ending knee injury suffered by Tony Banks vs. NE (12/13) ... did not play @ Car (12/20) ... inactive as third quarterback for the first 14 games.

**1998:** (NFL Europe): Started all 10 games for the Amsterdam Admirals ... led league in passing yards (2,101), attempts (326), completions (165) and touchdowns (15).

**1995-97 (Arena Football):** Passed for 10,486 yards and 183 touchdowns in three seasons with the Iowa Barnstormers (now New York Dragons) ... led Iowa to two straight Arena Bowl appearances named one of the top-ten players in Arena Football history to celebrate the 20th anniversary of the league.

**College:**

Gateway Conference Offensive Player of the Year as a senior at Northern Iowa ... led the conference in total offense and passing efficiency ... passed for more than 300 yards four times ... two-time Gateway Player of the Week ... started only as a senior.

**EVEN HE HAD NEVER DONE IT**

Warner's 484 yards against the 49ers in 2007 marked the highest total of his career and the second highest total in Cardinals history. He ranks behind only Boomer Esiason, who threw for 522 yards at Washington on 11/10/96.

There have been only nine games in franchise history that featured a Cardinals QB throwing for 400+ yards.

**SINGLE-GAME PASSING YARDS-FRANCHISE HISTORY**

Yards	Player	Opponent	Stats
522	Boomer Esiason	@ Was, 11/10/96	35/59, 3 TD
<b>484</b>	<b>KURT WARNER</b>	<b>VS. SF, 11/25/07</b>	<b>34/48, 2 TD</b>
468	Neil Lomax	@ Was, 12/16/84	37/46, 2 TD
465	Jake Plummer	vs. Dal, 11/15/98	31/56, 3 TD
457	Neil Lomax	@ SD, 9/20/87	32/61, 3 TD
431	Steve Beuerlein	@ Sea, 12/19/93	34/53, 3 TD
428	Charley Johnson	vs. Pit, 10/13/63	21/42, 2 TD
413	Dave Krieg	vs. Atl, 11/26/95	27/43, 4 TD
405	Matt Leinart	@ Min, 11/26/06	31/51, 1 TD

The 484 yards bettered the 441 yards he threw for on 9/4/00 vs. Denver.

Warner's yardage total ranked as the NFL's best 2007 passing performance (in yardage), topping the 446 yards Detroit QB Jon Kitna threw for at Philadelphia on 9/23.

In week 16 vs. Atlanta, Warner completed 35 passes, tying him with Jake Plummer and Boomer Esiason for second place on the franchise single game list behind only Neil Lomax (37).

*(Kurt Warner continued on page 212)*

*(Kurt Warner continued from page 211)***Personal:**

Full name Kurtis Eugene Warner ... he and his wife, Brenda, have seven children: sons Zachary, Kade and Elijah and daughters Jesse, Jada and twins Sienna and Sierra ... graduated with a degree in communications ... attended Cedar Rapids Regis High in Iowa, where he lettered in football, basketball and baseball ... Des Moines Register All-State selection in football during his senior season ... established the First Things

First Foundation in the spring of 2001 with wife Brenda to promote Christian values and bless the lives of those less fortunate with projects such as trips to Disney World for ill children, building recreation centers in children's hospitals, helping single moms achieve the dream of homeownership and teaching Special Olympians the football basics. All projects are centered on Kurt and Brenda's life theme: faith and family come first ... official website is [www.kurtwarner.org](http://www.kurtwarner.org).

**WARNER IN THE NFL RECORD BOOKS****HIGHEST CAREER COMPLETION PERCENTAGE (MIN. 1,500 ATTEMPTS)**

65.6	Chad Pennington, New York Jets (1,919-1,259)
<b>65.1</b>	<b>KURT WARNER, ST. LOUIS 1998-2003, NY GIANTS 2004, ARIZONA 2005-CURRENT (2,959-1,926)</b>
64.3	Steve Young, Tampa Bay 1985-1986, San Francisco 1987-1999 (4,149-2,667)
64.2	Peyton Manning, Indianapolis Colts (5,405-3,468)
64.1	Carson Palmer, Cincinnati Bengals (2,036-1,305)

**HIGHEST CAREER PASSER RATING**

96.8	Steve Young, Tampa Bay 1985-86, San Francisco 1987-1999
94.7	Peyton Manning, Indianapolis Colts (1998-current)
<b>93.2</b>	<b>KURT WARNER, ST. LOUIS 1998-2003, NY GIANTS 2004, ARIZONA 2005-CURRENT</b>
92.9	Tom Brady, New England 2000-current
92.3	Joe Montana, San Francisco 1979-1992, Kansas City 1993-94

**MOST PASSING YARDS IN A SEASON**

5,084	Dan Marino, Miami 1984
<b>4,830</b>	<b>KURT WARNER, ST. LOUIS, 2001</b>
4,806	Tom Brady, New England, 2007

**MOST 300-YARD PASSING GAMES IN A SEASON**

10	Rich Gannon, Oakland 2002
9	<b>KURT WARNER, ST. LOUIS 1999</b> <b>KURT WARNER, ST. LOUIS 2001</b> Dan Marino, Miami 1984 Warren Moon, Houston 1990
8	<b>KURT WARNER, ST. LOUIS 2000</b> Dan Fouts, San Diego 1980 Trent Green, Kansas City 2004 Tom Brady, New England 2007

**MOST 300-YARD PASSING GAMES IN A CAREER**

63	Dan Marino, Miami 1983-1999
55	Bret Favre, Green Bay 1991-2007
51	Dan Fouts, San Diego 1973-87
49	Warren Moon, Houston Oilers 1984-1993, Minnesota 1994-2000
43	Peyton Manning, Indianapolis 1998-current
<b>41</b>	<b>KURT WARNER, ST. LOUIS 1998-2003, NY GIANTS 2004, ARIZONA 2005-CURRENT</b>

**MOST CONSECUTIVE 300-YARD PASSING GAMES**

6	<b>KURT WARNER, ST. LOUIS 2000</b> Steve Young, San Francisco 1998 Rich Gannon, Oakland 2002
5	Joe Montana, San Francisco 1982 Kerry Collins, NY Giants 2001-02
4	<b>KURT WARNER, ST. LOUIS 1999</b> Dan Fouts, San Diego 1979 Dan Fouts, San Diego 1980-81 Bill Kenney, Kansas City 1983 Joe Montana, San Francisco 1985-86 Joe Montana, San Francisco 1990 Warren Moon, Houston 1990 Drew Bledsoe, New England, 1993-94 Brian Griese, Denver 2002 Daunte Culpepper, Minnesota 2004 Trent Green, Kansas City, 2004

**MOST SEASONS LEADING LEAGUE IN PASSING YARDAGE**

7	Sid Luckman, Chicago Bears 1939-43, 1946-47
5	Steve Young, San Francisco 1991-94, 1997
3	<b>KURT WARNER, ST. LOUIS 1999-2001</b> Arnie Herber, Green Bay 1932, 1934, 1936 Norm Van Brocklin, Los Angeles 1950, 1952, 1954 Len Dawson, Dallas Texans 1962, Kansas City 1966, 1968 Bart Starr, Green Bay 1966-68

**MOST CONSECUTIVE SEASONS LEADING LEAGUE IN PASSING YARDAGE**

5	Sid Luckman, Chicago Bears 1939-43
4	Steve Young, San Francisco 1991-94
3	<b>KURT WARNER, ST. LOUIS 1999-2001</b> Bart Starr, Green Bay 1966-68

**HIGHEST AVERAGE GAIN, CAREER (MIN. 1,500 ATTEMPTS)**

8.63	Otto Graham, Cleveland 1950-55 (1,565-13,499)
8.42	Sid Luckman, Chicago Bears 1939-50 (1,744-14,686)
8.16	Norm Van Brocklin, Los Angeles 1949-60 (2,895-23,611)
<b>8.11</b>	<b>KURT WARNER, ST. LOUIS RAMS 1998-2003, NY GIANTS 2004, ARIZONA CARDINALS 2005-2007 (2,959-24,008)</b>

## WARNER CAREER STATS

## Passing

Year	Team	GP/GS	Att	Cmp	Pct.	Yds	Yds/Att	TD	Int	Lg	Sk	Yds	
												Lst	Rating
1998	StL	1/0	11	4	36.4	39	3.5	0	0	21	0	0	47.2
1999	StL	16/16	499	325	65.1	4,353	8.7	*41	13	75t	29	201	*109.2
2000	StL	11/11	347	235	67.7	3,429	9.9	21	18	85t	20	115	98.3
2001	StL	16/16	546	*375	*68.7	4,830	8.8	36	22	65t	38	233	101.4
2002	StL	7/6	220	144	65.5	1,431	6.5	3	11	43	21	130	67.4
2003	StL	2/1	65	38	58.5	365	5.6	1	1	37t	6	38	72.9
2004	NYG	10/9	277	174	62.8	2,054	7.4	6	4	62t	39	196	86.5
2005	Ariz	10/10	375	242	64.5	2,713	7.2	11	9	63	23	158	85.8
2006	Ariz	6/5	168	108	64.3	1,377	8.2	6	5	64	14	104	89.3
2007	Ariz	14/11	451	281	62.3	3,417	7.6	27	17	62	20	140	89.8
<b>Total</b>		<b>93/85</b>	<b>2,959</b>	<b>1,926</b>	<b>65.1</b>	<b>24,008</b>	<b>8.1</b>	<b>152</b>	<b>100</b>	<b>85t</b>	<b>210</b>	<b>1,315</b>	<b>93.2</b>

\*Led the NFL

## Rushing

Year	Team	Att	Yds	Avg	Lg	TD
1998	StL	0	0	0.0	0	0
1999	StL	23	92	4.0	22	1
2000	StL	18	17	0.9	11	0
2001	StL	28	60	2.1	23	0
2002	StL	8	33	4.1	9	0
2003	StL	1	0	0.0	0	0
2004	NYG	13	30	2.3	13	1
2005	Ariz	13	28	2.2	13	0
2006	Ariz	13	3	0.2	9	0
2007	Ariz	17	15	0.9	9	1
<b>Total</b>		<b>134</b>	<b>279</b>	<b>2.1</b>	<b>23</b>	<b>3</b>

## Career regular season record as a starter:

**48-36 (.618):** 13-3 (.813) in 1999; 8-3 (.727) in 2000; 14-2 (.875) in 2001; 0-5 (.000) in 2002; 0-1 (.000) in 2003; 5-4 (.556) in 2004; 2-8 (.200) in 2005; 1-4 (.200) in 2006; 5-6 (.455) in 2007.

## Single Game Highs:

**Attempts:** 54, @ Giants (9/7/03), Playoffs - 45, vs. Tennessee (Super Bowl XXXIV) (1/30/00); **Completions:** 35, twice, last vs. Atlanta (12/23/07), Playoffs - 28, vs. New England (Super Bowl XXXVI) (2/3/02); **Yards:** 484, vs. San Francisco (11/25/07), Playoffs - 424, vs. Tennessee (Super Bowl XXXIV) (1/30/00); **Interceptions:** 5, @ Seattle (12/9/07), Playoffs - 3, (twice), last @ New Orleans (12/30/00); **Long Pass:** 85t, @ Atlanta (9/24/00), Playoffs - 77t vs. Minnesota (1/16/00); **Touchdowns:** 5, vs. San Francisco (10/10/99), Playoffs - 5, vs. Minnesota (1/16/00); **Sacked:** 8, @ Philadelphia (12/1/02), Playoffs - 3, twice, last vs. New England (Super Bowl XXXVI) (2/3/02); **300-yd. passing games:** 41, last vs. St. Louis (12/30/07), 300 yards, Playoffs - 4, last vs. New England (Super Bowl XXXVI) (2/3/02), 365 yds.; **Rating:** 158.3, twice, last vs. San Diego (10/1/00) (30-24-0, 390 yds., 53 LG, 4 TD's), Playoffs - 143.0 vs. Minnesota (1/16/00) (33-27-1, 391 yds, 77t LG, 5 TD's); **Rushing Attempts:** 6, @ New England (11/18/01), Playoffs - 4, vs. Green Bay (1/20/02); **Rushing Yards:** 26, @ Detroit (11/7/99), Playoffs - 6, vs. New England (Super Bowl XXXVI) (2/3/02); **Long Run:** 23, vs. San Francisco (12/9/01), Playoffs - 5, twice, last vs. New England (Super Bowl XXXVI) (2/3/02); **Rushing Touchdowns:** 1, three times, last @ St. Louis (10/7/07), Playoffs - 1, twice, last vs. New England (Super Bowl XXXVI) (2/3/02); **Most Consecutive Completions:** 15, @ Washington (11/24/02).

(Kurt Warner continued on page 214)

(Kurt Warner continued from page 213)

**WARNER POSTSEASON STATS**

Passing													
Year	Team	GP/GS	Att	Cmp	Pct.	Yds	Yds/Att	TD	Int	Lq	Sk	Yds Lst	Rating
1999	StL	3/3	121	77	63.6	1,063	8.79	8	4	77t	3	24	100.0
2000	StL	1/1	40	24	60.0	365	9.13	3	3	38	2	15	83.9
2001	StL	3/3	107	68	63.6	793	7.41	4	3	50	6	45	86.7
<b>Total</b>		<b>7/7</b>	<b>268</b>	<b>169</b>	<b>63.1</b>	<b>2,221</b>	<b>8.29</b>	<b>15</b>	<b>10</b>	<b>77t</b>	<b>11</b>	<b>84</b>	<b>92.3</b>

Rushing						
Year	Team	Att	Yds	Avg	Lq	TD
1999	StL	6	2	0.3	4	0
2000	StL	1	5	5.0	5t	1
2001	StL	9	8	0.9	5	1
<b>Total</b>		<b>16</b>	<b>15</b>	<b>0.9</b>	<b>5t</b>	<b>2</b>

**Career postseason record as starter:**

5-2 (.714); 3-0 (1.00) in 1999; 0-1 (.000) in 2000; 2-1 (.666) in 2001.

**WARNER GAME-BY-GAME STATISTICS**

**2007**

Date	Opp	GP/GS	Att	Cmp	Pct	Yds	Yds/Att	TD	Int	Lq	Sk	Lst	Rating	W/L	
Sept. 10	@ SF					Did Not Play									
Sept. 16	SEA					Did Not Play									
Sept. 23	@ Bal	1/0	20	15	75.0	258	12.9	2	0	37	0	0	150.0	L	
Sept. 30	PIT	1/0	21	14	66.6	132	6.3	1	0	20	1	6	99.7	W	
Oct. 7	@ StL	1/0	28	14	50.0	190	6.8	1	1	34	0	0	69.0	W	
Oct. 14	CAR	1/1	2	2	100.0	21	10.5	0	0	16	2	21	110.4	L	
Oct. 21	@ Was	1/1	41	27	65.9	282	6.9	2	2	43	1	3	81.6	L	
Nov. 4	@ TB	1/1	30	10	33.3	172	5.7	0	2	47	0	0	26.0	L	
Nov. 11	DET	1/1	36	26	72.2	259	7.2	3	1	20t	2	15	108.4	W	
Nov. 18	@ Cin	1/1	28	16	57.1	211	7.5	2	0	44t	3	14	104.9	W	
Nov. 25	SF	1/1	48	34	70.8	484	10.1	2	2	62	4	30	99.7	L	
Dec. 2	CLE	1/1	30	18	60.0	169	5.6	2	1	19	0	0	83.9	W	
Dec. 9	@ Sea	1/1	46	28	60.9	337	7.3	3	5	38	5	32	65.5	L	
Dec. 16	@ NO	1/1	30	19	63.3	233	7.8	3	1	25	2	19	106.7	L	
Dec. 23	ATL	1/1	52	35	67.9	369	6.8	3	0	31	0	0	105.9	W	
Dec. 30	STL	1/1	39	23	58.9	300	7.7	3	2	26	0	0	87.6	W	
<b>Total</b>		<b>14/11</b>	<b>451</b>	<b>281</b>	<b>62.3</b>	<b>3,417</b>	<b>7.6</b>	<b>27</b>	<b>17</b>	<b>62</b>	<b>20</b>	<b>140</b>	<b>89.8</b>	<b>5-6</b>	

**2006**

Sept. 10	SF	1/1	37	23	62.1	301	8.1	3	0	39	3	18	114.8	W	
Sept. 17	@ Sea	1/1	38	24	63.2	231	6.1	1	1	40t	5	40	77.9	L	
Sept. 24	STL	1/1	28	19	67.9	256	9.1	1	3	54	1	10	69.0	L	
Oct. 1	@ Atl	1/1	20	11	55.0	128	6.4	0	1	46	3	17	53.8	L	
Oct. 8	KC					Did Not Play									
Oct. 16	CHI					Did Not Play									
Oct. 22	@ Oak					Did Not Play									
Oct. 29	@ GB					Did Not Play									
Nov. 12	DAL					Did Not Play									
Nov. 19	DET					Did Not Play									
Nov. 26	@ Min					Did Not Play									
Dec. 3	@ StL					Did Not Play									
Dec. 10	SEA					Did Not Play									
Dec. 17	DEN					Did Not Play									
Dec. 24	@ SF	1/0	13	9	69.2	105	8.1	0	0	23	1	9	93.4	W	
Dec. 31	@ SD	1/1	32	22	68.8	356	11.1	1	0	64	1	10	116.1	L	
<b>Total</b>		<b>6/5</b>	<b>168</b>	<b>108</b>	<b>64.3</b>	<b>1,377</b>	<b>8.2</b>	<b>6</b>	<b>5</b>	<b>64</b>	<b>14</b>	<b>104</b>	<b>89.3</b>	<b>1-4</b>	

## WARNER GAME-BY-GAME STATISTICS

## 2005

Date	Opp	GP/GS	Att	Cmp	Pct	Yds	Yds/Att	TD	Int	Lg	Sk	Lst	Rating	W/L
Sept. 11	@ NYG	1/1	46	27	58.6	264	5.7	1	1	30	3	29	73.1	L
Sept. 18	STL	1/1	41	28	68.2	307	7.4	0	1	27	5	30	80.0	L
Sept. 25	@ Sea	1/1	13	8	61.5	105		0	0	45	1	9	87.0	L
Oct. 2	SF													
Oct. 9	CAR													
Oct. 23	TEN													
Oct. 30	@ Dal													
Nov. 6	SEA	1/1	48	29	60.4	334	6.9	1	3	63	4	27	62.3	L
Nov. 13	@ Det	1/1	45	29	64.4	359	8.0	1	0	32	0	0	96.4	L
Nov. 20	@ StL	1/1	39	27	69.2	285	7.3	3	0	34	1	7	115.9	W
Nov. 27	JAX	1/1	46	29	63.0	315	6.8	2	1	41	3	14	88.6	L
Dec. 4	@ SF	1/1	45	29	64.4	354	7.8	1	2	54t	2	15	77.5	W
Dec. 11	WAS	1/1	41	25	60.9	255	6.2	1	1	30	2	15	76.8	L
Dec. 18	@ Hou	1/1	10	10	100.0	115	11.5	1	0	22	2	12	147.9	L
Dec. 24	PHI													W
Jan. 1	@ Ind													L
<b>Total</b>		<b>10/10</b>	<b>375</b>	<b>242</b>	<b>64.5</b>	<b>2,713</b>	<b>7.2</b>	<b>11</b>	<b>9</b>	<b>63</b>	<b>23</b>	<b>158</b>	<b>85.8</b>	<b>2-8</b>

## 2004

Sept. 12	@ Phi	1/1	28	16	57.1	203	7.25	0	0	43	4	23	79.9	L
Sept. 19	WAS	1/1	33	22	66.7	232	7.0	1	0	38	2	17	97.0	W
Sept. 26	CLE	1/1	27	19	70.4	286	10.6	0	0	47	2	12	104.9	W
Oct. 3	@ GB	1/1	26	20	76.9	187	7.2	1	1	26	4	29	92.9	W
Oct. 10	@ Dal	1/1	33	18	54.5	217	6.6	1	0	55	3	6	85.0	W
Oct. 24	DET	1/1	34	23	67.6	270	7.9	1	1	62	6	20	89.1	L
Oct. 31	@ Min	1/1	21	13	61.9	144	6.9	0	0	25	5	29	82.2	W
Nov. 7	CHI	1/1	36	18	50.0	195	5.4	1	2	28	7	28	52.4	L
Nov. 14	@ Arz	1/1	30	19	63.3	193	6.4	1	0	21	6	32	92.8	L
Nov. 21	ATL													
Nov. 28	PHI													
Dec. 5	@ Was													
Dec. 12	@ Bal	1/0	9	6	66.7	127	14.1	0	0	41	0	0	109.7	L
Dec. 18	PIT													
Dec. 26	@ Cin													
Jan. 2	DAL													
<b>Total</b>		<b>10/9</b>	<b>277</b>	<b>174</b>	<b>62.8</b>	<b>2,054</b>	<b>7.4</b>	<b>6</b>	<b>4</b>	<b>62</b>	<b>39</b>	<b>196</b>	<b>86.5</b>	<b>5-4</b>

## 2003

Sept. 7	@ NYG	1/1	54	34	63.0	342	6.3	1	1	37t	6	38	79.4	L
Sept. 14	SF													
Sept. 21	@ Sea													
Sept. 28	ARZ													
Oct. 13	ATL													
Oct. 19	GB													
Oct. 26	@ Pit													
Nov. 2	@ SF													
Nov. 9	BAL													
Nov. 16	@ Chi													
Nov. 23	@ Arz													
Nov. 30	MIN													
Dec. 8	@ Cle													
Dec. 14	SEA													
Dec. 21	CIN													
Dec. 28	@ Det	1/0	11	4	36.4	23	2.1	0	0	8	0	0	44.9	L
<b>Total</b>		<b>2/1</b>	<b>65</b>	<b>38</b>	<b>58.5</b>	<b>365</b>	<b>5.6</b>	<b>1</b>	<b>1</b>	<b>37t</b>	<b>6</b>	<b>38</b>	<b>72.9</b>	<b>0-1</b>

## 2003 Postseason

Jan. 10	CAR													L
---------	-----	--	--	--	--	--	--	--	--	--	--	--	--	---

(Kurt Warner continued on page 216)

(Kurt Warner continued from page 215)

## 2002

Date	Opp	GP/GS	Att	Cmp	Pct	Yds	Yds/Att	TD	Int	Lq	Sk	Lst	Rating	W/L
Sept. 8	@ Den	1/1	41	32	78.0	315	7.7	0	1	43	3	20	88.5	L
Sept. 15	NYG	1/1	39	26	66.7	266	6.8	1	2	34	1	6	73.2	L
Sept. 23	@ TB	1/1	45	30	66.7	301	6.7	0	4	25	5	32	48.5	L
Sept. 29	DAL	1/1	2	1	50.6	17	8.5	0	1	17	0	0	39.6	L
Oct. 6	@ SF				Inactive - Hand									
Oct. 13	OAK				Inactive - Hand									
Oct. 20	SEA				Inactive - Hand									
Nov. 3	@ Arz				Inactive - Hand									
Nov. 10	SD				Inactive - Hand									
Nov. 18	CHI	1/0	2	1	50.0	13	6.5	0	0	13	1	7	70.8	W
Nov. 24	@ Was	1/1	49	34	69.4	301	6.1	2	1	30	3	21	90.6	L
Dec. 1	@ Phi	1/1	42	20	47.6	218	5.2	0	2	28	8	44	43.6	L
Dec. 8	@ KC				Inactive - Hand									
Dec. 15	ARZ				Injured Reserve									
Dec. 22	@ Sea				Injured Reserve									
Dec. 30	SF				Injured Reserve									
<b>Total</b>			<b>7/6</b>	<b>220</b>	<b>144</b>	<b>65.5</b>	<b>1,431</b>	<b>6.5</b>	<b>3</b>	<b>11</b>	<b>4321/130</b>	<b>67.4</b>	<b>0-6</b>	

## 2001

Sept. 9	@ Phi	1/1	42	28	66.7	308	7.3	1	2	27	4	26	76.3	W
Sept. 23	@ SF	1/1	35	24	72.7	321	9.2	3	1	39t	1	12	114.1	W
Sept. 30	MIA	1/1	31	24	77.4	328	10.6	4	0	45t	1	10	150.3	W
Oct. 8	@ Det	1/1	37	29	78.4	291	7.9	3	0	36t	1	7	126.5	W
Oct. 14	NYG	1/1	46	28	60.9	316	6.9	0	1	37	6	42	72.4	W
Oct. 21	@ NYJ	1/1	27	18	66.7	215	7.9	1	0	29	2	4	103.2	W
Oct. 28	NO	1/1	47	29	61.7	385	8.2	1	4	42	2	10	59.3	L
Nov. 11	CAR	1/1	20	14	70.0	144	7.2	1	3	33	0	0	67.5	W
Nov. 18	@ NE	1/1	42	30	71.4	401	9.5	3	2	38	1	5	105.4	W
Nov. 26	TB	1/1	39	19	48.7	291	7.5	1	2	42	3	22	61.0	L
Dec. 2	@ Atl	1/1	23	17	73.9	342	14.9	4	0	65t	2	9	155.3	W
Dec. 9	SF	1/1	42	26	61.9	294	7.0	2	1	26	4	24	88.8	W
Dec. 17	@ NO	1/1	32	23	71.9	338	10.6	4	0	40t	4	29	145.6	W
Dec. 23	@ Car	1/1	23	18	78.3	217	9.4	2	2	46	3	20	98.7	W
Dec. 30	IND	1/1	30	23	76.7	359	11.9	3	1	51	2	0	135.3	W
Jan. 6	ATL	1/1	30	25	83.3	280	9.3	3	3	47	2	14	99.3	W
<b>Total</b>		<b>16/16</b>	<b>546</b>	<b>375</b>	<b>68.7</b>	<b>4,830</b>	<b>8.8</b>	<b>36</b>	<b>22</b>	<b>65t</b>	<b>38</b>	<b>233</b>	<b>101.4</b>	<b>14-2</b>

## 2001 Postseason

Jan. 20	GB	1/1	30	18	60.0	216	7.2	2	1	50	2	15	90.4	W
Jan. 27	PHI	1/1	33	22	66.7	212	6.4	1	0	21	1	2	94.5	W
Feb. 3	NE	1/1	44	28	63.6	365	8.3	1	2	30	3	28	78.3	L
<b>Total</b>		<b>3/3</b>	<b>107</b>	<b>68</b>	<b>63.6</b>	<b>793</b>	<b>7.4</b>	<b>4</b>	<b>3</b>	<b>50</b>	<b>6</b>	<b>45</b>	<b>86.7</b>	<b>2-1</b>

## 2000

Sept. 4	DEN	1/1	35	25	71.4	441	12.6	3	3	80t	2	8	106.5	W
Sept. 10	@ Sea	1/1	47	35	74.5	386	8.2	1	1	50	1	7	96.6	W
Sept. 17	SF	1/1	34	23	67.6	394	11.6	2	2	78t	1	5	101.8	W
Sept. 24	@ Atl	1/1	19	12	63.2	336	17.7	4	1	85t	3	15	124.5	W
Oct. 1	SD	1/1	30	24	80.0	390	13.0	4	0	53	2	14	158.3	W
Oct. 15	ATL	1/1	40	24	60.0	313	7.8	3	1	47	3	11	99.3	W
Oct. 22	@ KC	1/1	25	15	60.0	185	7.4	1	2	42	2	14	62.9	L
Oct. 29	@ SF				Inactive - Hand									
Nov. 5	CAR				Inactive - Hand									
Nov. 12	@ NYG				Inactive - Hand									
Nov. 20	WAS				Inactive - Hand									
Nov. 26	NO				Inactive - Hand									
Dec. 3	@ Car	1/1	36	18	50.0	189	5.3	0	4	20	2	10	26.0	L
Dec. 10	MIN	1/1	32	27	84.4	346	10.8	0	0	36	0	0	111.7	W
Dec. 18	@ TB	1/1	32	20	62.5	316	9.9	2	3	72t	2	18	77.1	L
Dec. 24	@ NO	1/1	17	12	70.6	133	7.8	1	1	28	2	13	88.6	W
<b>Total</b>		<b>11/11</b>	<b>347</b>	<b>235</b>	<b>67.7</b>	<b>3,429</b>	<b>9.9</b>	<b>21</b>	<b>18</b>	<b>85t</b>	<b>20</b>	<b>115</b>	<b>98.3</b>	<b>8-3</b>

## 2000 Postseason

Dec. 30	@ NO	1/1	40	24	60.0	365	9.1	3	3	38	2	15	83.9	L
<b>Total</b>		<b>1/1</b>	<b>40</b>	<b>24</b>	<b>60.0</b>	<b>365</b>	<b>9.1</b>	<b>3</b>	<b>3</b>	<b>38</b>	<b>2</b>	<b>15</b>	<b>83.9</b>	<b>0-1</b>

## THE PLAYERS

### 1999

Date	Opp	GP/GS	Att	Cmp	Pct	Yds	Yds/Att	TD	Int	Lg	Sk	Lst	Rating	W/L
Sept. 12	BAL	1/1	44	28	63.6	309	7.0	3	2	38	3	25	88.2	W
Sept. 26	ATL	1/1	25	17	68.0	275	11.0	3	0	46t	0	0	144.2	W
Oct. 3	@ Cin	1/1	21	17	80.9	310	14.8	3	0	60	2	11	158.3	W
Oct. 10	SF	1/1	23	20	86.9	323	14.0	5	1	49	1	9	140.2	W
Oct. 17	@ Atl	1/1	20	13	65.0	111	5.6	1	0	18	2	17	96.0	W
Oct. 24	CLE	1/1	29	23	79.3	203	7.0	3	0	24	1	0	130.3	W
Oct. 31	@ Ten	1/1	46	29	63.0	328	7.1	3	0	57t	6	41	106.1	L
Nov. 7	@ Det	1/1	42	25	59.5	305	7.3	3	2	75t	4	30	85.9	L
Nov. 14	CAR	1/1	29	19	65.5	284	9.8	2	1	53	0	0	106.0	W
Nov. 21	@ SF	1/1	40	22	55.0	201	5.0	1	1	19	3	20	66.8	W
Nov. 28	NO	1/1	27	15	55.5	213	7.9	2	0	33	2	18	105.9	W
Dec. 5	@ Car	1/1	31	22	70.9	351	11.3	3	2	49	1	5	113.8	W
Dec. 12	@ NO	1/1	31	21	67.7	346	11.2	2	1	40	1	10	113.1	W
Dec. 19	NYG	1/1	32	18	56.2	319	9.9	2	0	65t	1	0	111.3	W
Dec. 26	CHI	1/1	35	24	68.5	334	9.5	3	1	48t	0	0	115.7	W
Jan. 2	@ Phi	1/1	24	12	50.0	141	5.9	2	2	29	2	15	61.3	L
<b>Total</b>		<b>16/16</b>	<b>499</b>	<b>325</b>	<b>65.1</b>	<b>4,353</b>	<b>8.7</b>	<b>41</b>	<b>13</b>	<b>75t</b>	<b>29</b>	<b>201</b>	<b>109.2</b>	<b>13-3</b>

### 1999 Postseason

Jan. 16	MIN	1/1	33	27	81.1	391	11.8	5	1	77t	2	17	143.0	W
Jan. 23	TB	1/1	43	26	60.4	258	6.0	1	3	30t	0	0	56.2	W
Jan. 30	TEN	1/1	45	24	53.3	414	9.2	2	0	73t	1	7	99.7	W
<b>Total</b>		<b>3/3</b>	<b>121</b>	<b>77</b>	<b>63.6</b>	<b>1,063</b>	<b>8.8</b>	<b>8</b>	<b>4</b>	<b>77t</b>	<b>3</b>	<b>24</b>	<b>100.0</b>	<b>3-0</b>

### 1998

Sept. 6	NO					Inactive - 3rd QB								L
Sept. 13	MIN					Inactive - 3rd QB								W
Sept. 20	@ Buf					Inactive - 3rd QB								L
Sept. 27	ARZ					Inactive - 3rd QB								L
Oct. 11	NYJ					Inactive - 3rd QB								W
Oct. 18	@ Mia					Inactive - 3rd QB								L
Oct. 25	SF					Inactive - 3rd QB								L
Nov. 1	@ Atl					Inactive - 3rd QB								L
Nov. 8	@ Chi					Inactive - 3rd QB								W
Nov. 15	@ NO					Inactive - 3rd QB								L
Nov. 22	CAR					Inactive - 3rd QB								L
Nov. 29	ATL					Inactive - 3rd QB								L
Dec. 3	@ Phi					Inactive - 3rd QB								L
Dec. 13	NE					Inactive - 3rd QB								W
Dec. 20	@ Car					Did Not Play								L
Dec. 27	@ SF	1/0	11	4	36.4	39	3.5	0	0	21	0	0	47.2	L
<b>Total</b>		<b>1/0</b>	<b>11</b>	<b>4</b>	<b>36.4</b>	<b>39</b>	<b>3.5</b>	<b>0</b>	<b>0</b>	<b>21</b>	<b>0</b>	<b>0</b>	<b>47.2</b>	<b>0-0</b>

## KURT WARNER SELECTED AS FINALIST FOR "HOME DEPOT NFL NEIGHBORHOOD MVP" AWARD

Arizona Cardinals quarterback Kurt Warner was selected as a finalist for the "Home Depot NFL Neighborhood MVP" award. On Tuesday, December 4, 2007, Warner was honored with a field refurbishment in his name at the City of Phoenix Parks and Recreation Department at Monterey Park.

The Home Depot Neighborhood MVP program is designed to recognize players who are making a positive impact in their local communities.

Home Depot, the NFL, and Players Inc. selected 17 players from NFL markets and then narrowed the list down to eight finalists. The selected players stand out from their peers through their dedication to community service, commitment of both time and dollars to local charities and an overall desire to improve the lives of people less fortunate than themselves.

Each finalist selected received a field refurbishment valued at \$50,000, a \$2,500 donation to the charity of their choice and \$2,500 Home Depot gift card.

Atlanta Falcons running back Warrick Dunn was honored as the "Home Depot NFL Neighborhood MVP of the Year". He received a \$25,000 donation to a charity of his choice and a \$25,000 Home Depot gift card as well as an all expense paid trip for two to Super Bowl XLII.

(Kurt Warner continued on page 218)

(Kurt Warner continued from page 217)

## WARNER REGULAR SEASON GAMES WITH 300+ YARDS

Yds	Opponent	Date	Att.	Comp.	Pct.	TD	Int.	LG	Sk	Yds	Rating	W/L
484	SF	11/25/07	48	34	70.8	2	2	62	4	30	99.7	L
441	Den	9/4/00	35	25	71.4	3	3	80t	2	8	106.5	W
401	NE	11/18/01	42	30	71.4	3	2	38	1	5	105.4	W
394	SF	9/17/00	34	23	67.6	2	2	78t	1	5	101.8	W
390	SD	10/1/00	30	24	80.0	4	0	53	2	14	158.3	W
386	@ Sea	9/10/00	47	35	74.5	1	1	50	1	7	96.6	W
385	NO	10/28/01	47	29	61.7	1	4	42	2	10	59.3	L
369	Atl	12/23/07	52	35	67.9	3	0	31	0	0	105.9	W
359	@ Det	11/13/05	45	29	64.4	1	0	32	0	0	96.4	L
359	Ind	12/30/01	30	23	76.7	3	1	51	2	0	135.3	W
356	@ SD	12/31/06	32	22	68.8	1	0	64	1	10	116.1	L
354	@ SF	12/4/05	45	29	64.4	1	2	54t	2	15	77.5	W
351	@ Car	12/5/99	31	22	70.9	3	2	49	1	5	113.8	W
346	@ NO	12/12/99	31	21	67.7	2	1	40	1	10	113.1	W
346	Min	12/10/00	32	27	84.4	0	0	36	0	0	111.7	W
342	@ NYG	9/7/03	54	34	63.0	1	1	37t	6	38	79.4	L
342	@ Atl	12/2/01	23	17	73.9	4	0	65t	2	9	155.3	W
338	@ NO	12/17/01	32	23	71.9	4	0	40t	4	29	145.6	W
337	@ Sea	12/9/07	46	28	60.9	3	5	38	5	32	65.5	L
336	@ Atl	9/24/00	19	12	63.2	4	1	85t	3	15	124.5	W
334	Sea	11/6/05	48	29	60.4	1	3	63	4	27	62.3	L
334	Chi	12/26/99	35	24	68.5	3	1	48t	0	0	115.7	W
328	@ Ten.	10/31/99	46	29	63.0	3	0	57t	6	41	106.1	L
328	Mia	9/30/01	31	24	77.4	4	0	45t	1	10	150.3	W
327	StL	9/18/05	41	28	68.2	0	1	27	5	30	80.0	L
323	SF	10/10/99	23	20	86.9	5	1	49	1	9	140.2	W
321	@ SF	9/23/01	35	24	72.7	3	1	39t	1	12	114.1	W
319	NYG	12/19/99	32	18	56.2	2	0	65t	1	0	111.3	W
316	@ TB	12/18/00	32	20	62.5	2	3	72t	2	18	77.1	L
316	NYG	10/14/01	46	28	60.9	0	1	37	6	42	72.4	W
315	Jax	11/27/05	46	29	63.0	2	1	41	3	14	88.6	L
315	@ Den	9/8/02	41	32	78.0	0	1	43	3	20	88.5	L
313	Atl	10/15/00	40	24	60.0	3	1	47	3	11	99.3	W
310	@ Cin	10/3/99	21	17	80.9	3	0	60	2	11	158.3	W
309	Bal	9/12/99	44	28	63.6	3	2	38	3	25	88.2	W
308	@ Phi	9/9/01	42	28	66.7	1	2	27	4	26	76.3	W
305	@ Det	11/7/99	42	25	59.5	3	2	75t	4	30	85.9	L
301	SF	9/10/06	37	23	62.1	3	0	39	3	18	114.8	W
301	@ TB	9/23/02	45	30	66.7	0	4	25	5	32	48.5	L
301	@ Was	11/24/02	49	34	69.4	2	1	30	3	21	90.6	L
300	StL	12/30/07	39	23	58.9	3	2	26	0	0	87.6	W

\* Bold indicates 300-yard passing game as a member of the Cardinals; all others with Rams.



# GABE WATSON

**HOW ACQUIRED:** D4/06 (107th)

**YEARS NFL/CARDINALS:** 3/3

**COLLEGE:** Michigan

**DOB:** September 24, 1983

**HOMETOWN:** Southfield, MI

# 98

**DEFENSIVE TACKLE / 6-3 / 332**

## NOTE CARDS

- Started all 16 games in 2007 and has appeared in 28 games with 21 starts in his first two years in the NFL.
- Was drafted in the fourth round (107th overall) of the 2006 NFL Draft and was college teammates with current Cardinals WR Steve Breaston and DT Alan Branch.

## Pro Career:

The Cardinals fourth-round pick (107th overall) in the 2006 NFL Draft, Watson appeared in 12 games with five starts during his rookie campaign and started all 16 games in 2007. Suffered a knee injury while working out this past off-season, but is expected to be ready for the 2008 season.

**2007:** Started all 16 games recording a career-high 39 tackles ... led all defensive line with a career-high eight tackles and six unassisted tackles to go with one quarterback pressure @ Bal (9/23) ... recorded three total tackles and one unassisted tackle vs. Pit (9/30) while helping to hold Willie Parker, the NFL's leading rusher heading into the game, to just 37 yards on 19 carries ... for second straight week, led defensive line with four tackles @ Was (10/21); part of defense that held Washington to 160 total net yards ... registered one tackle vs. Det (11/11) and helped hold Lions to minus-18 rush-

ing yards, the lowest total in the modern era ... recorded first pass defended of career @ NO (12/16).

**2006:** Inactive for the first four games of the season ... saw his first NFL action on the defensive line but did not record any statistics vs. KC (10/8) ... made his first NFL start for the injured Kendrick Clancy on Monday Night Football, recording two tackles vs. Chi (10/16) ... brought down Raiders

QB Andrew Walter for his first career sack in only his second start while also collecting three tackles and two QB pressures @ Oak (10/22) ... recovered the first fumble of his career in the first quarter vs. Sea (12/10) ... recorded one tackle in each of the final three games.

## College:

A talented run-stuffer at Michigan, finished his college career with 92 tackles, 14.5 stops behind the line of scrimmage, and five sacks ... a consensus All-Big Ten Conference first-team choice ... played in every game, starting seven contests at nose guard as a senior, recording a career-high 40 tackles (24 solos) with three sacks for minus 17 yards and 6.5 stops for losses of 25 yards ... All-Big Ten Conference first-team choice by the league's coaches as a junior ... played in every game, starting the final 11 contests at nose guard ... registered 37 tackles (25 solos) with two sacks.

*(Gabe Watson continued on page 220)*



*(Gabe Watson continued from page 219)***Personal:**

Full name Gabriel Pierre Kim Watson ... attended Southfield (MI) High School ... earned All-State honors at both offensive and defensive tackle ... selected second-team All-USA as an offensive lineman by USA Today and named first-team All-State offense by

the Detroit Free Press ... started and lettered four years on the varsity squad ... was also the team's place-kicker for two seasons ... recorded 78 tackles and 10 sacks as a senior and the team ran 85 percent of their running plays behind him on offense ... also participated in track and wrestling.

**WATSON CAREER STATS**

Year	Team	GP/GS	Tackles			Sacks		Interceptions					FR	FF	STT
			Solo	Asst.	Ttl	Sk	Yds	Int.	Yds	Lg	TD	PD			
2006	Ariz	12/5	12	4	16	1.0	5	0	0	0	0	0	1	0	0
2007	Ariz	16/16	26	13	39	0.0	0	0	0	0	0	1	0	0	0
<b>Total</b>		<b>28/21</b>	<b>38</b>	<b>17</b>	<b>55</b>	<b>1.0</b>	<b>5</b>	<b>0</b>	<b>0</b>	<b>0</b>	<b>0</b>	<b>1</b>	<b>1</b>	<b>0</b>	<b>0</b>

**REGGIE WELLS****HOW ACQUIRED:** D6A/03 (177th)**YEARS NFL/CARDINALS:** 6/6**COLLEGE:** Clarion (PA)**DOB:** November 3, 1980**HOMETOWN:** South Park, PA**74****GUARD / 6-4 / 308****NOTE CARDS**

- Arizona's sixth-round selection in the 2003 Draft, Wells was a restricted free agent following the 2005 season; Cardinals matched an offer sheet from the Buffalo Bills, resulting in the five-year deal Wells signed on 3/21/06 that keeps him under contract through 2010.
- Has started the last 58 games he has appeared in with the Cardinals, dating back to the final game of the 2003 season.
- In 2007, started all 16 games for the third time in his career (2004, 2006).
- His 58 career starts have come at three different positions: left guard (46), right tackle (10) and left tackle (2).
- Scored the first touchdown of his NFL career when he recovered an Edgerrin James fumble in the endzone @ St. Louis on 10/7/07. It was his first touchdown since his senior year of high school when, as a defensive end, he picked up a fumble that was forced on a sack by his brother Ryan, and returned it for a touchdown.
- On May 10, 2008 both Reggie and his father earned their degrees from Clarion, completing a family tradition, as both his mother, Diane (1990), and his brother, Ryan (2005) also received degrees from Clarion.

**Pro Career:**

Arizona's first selection in the sixth round (177th overall) of the 2003 NFL Draft, Wells started every game for the Cardinals in 2004 after making his first career start in the dramatic 2003 season finale vs. Min (12/28). Started nine games for the Cardinals at left guard in 2005 before suffering a broken ankle @ Det (11/13) and was placed on the injured reserve on 11/15. A restricted free agent following the 2005 season, he remained a Cardinal when the club matched Buffalo's offer sheet.

**2007:** Starting all 16 games at left guard and joined Mike Gandy as the only offensive linemen to start every game in 2007 ... was the only Cardinal offensive player to play every snap in '07 ... helped Arizona gain 161 yards on the ground on 38 carries in the season opener @ SF (9/10) ... was part of an offensive line that did not allow a sack and helped Edgerrin James run for 128 yards on 24 attempts in the home opener vs. Sea (9/16) ... showed flexibility by starting at left guard and moving to right tackle when starter Elton Brown got injured in the second quarter @ STL (10/7); recovered a James fumble in the endzone to tie the game at 10 in the second quarter; it was his first touchdown since his senior year of high school ... led the way for the offense to rack up 552 total yards vs. SF ((11/25), the most by a Cardinals offense since 1949 (Chicago Cardinals, 572 yards, 11/13) ... started vs. Cle (12/2) and helped not allow a sack for the third time in '07 (only happened once in 2006) while helping James to his

second 100+ yard rushing performance of the year ... helped James eclipse 1,000-yards on the season @ NO (12/16) becoming only the second Cardinal running back to record back-to-back 1,000-yard rushing seasons (Ottis Anderson 1983 and 1984) ... line allowed zero sacks in the final two games of 2007 (vs. Atl 12/23, vs. StL 12/30) and a total of five times in which the Cardinals went 4-1.

**2006:** Started all 16 games and played every offensive snap while switching between left guard and right tackle throughout the season ... part of an offensive line that allowed just 24 sacks in '07, the lowest total since 1978 (22) ... started at left guard in the season opener vs. SF (9/10) ... switched to his second position on the offensive line in as many weeks, starting at right tackle @ Sea (9/17) ... switched back to left guard vs. StL (9/24) where he stayed through the game @ Oak (10/22) ... switched to right tackle for the start @ GB (10/29) and would stay there for the remainder of the season ... helped lead Edgerrin James to his first 100-yard rushing game as a Cardinals and led the way for Marcel Shipp to run for a career high three TDs @ StL (12/3) ... played an inspired game after waking up with the flu and having to take intravenous fluids to play vs. Sea (12/24); led Edgerrin James to his second consecutive 115-yard performance and was part of an offensive line that did not allow a sack; for his efforts was given the game ball following the contest ... @ SF (12/24), helped lead James to 105 yard rushing, becoming the first Cardinals running back since Adrian Murrell in 1998 to rush for 1,000 yards in a season.

**2005:** Continued his streak of consecutive starts for the Cardinals in 2005, starting the first nine games of the season before a broken ankle suffered @ Det (11/13) landed him on the injured reserve list on 11/15 ... started the first two

games of the season at LG and snapped in shotgun formations in the home opener vs. StL (9/18) and @ Sea (9/25).

**2004:** Started at LG in each of the first 15 games of the season ... shifted to LT for the final game of 2004 due to an injury to Leonard Davis and was part of an offensive line that did not allow a sack vs. TB (1/2).

**2003:** Appeared in 15 games with one start, primarily on special teams ... recorded first pro start at LT in place of L.J. Shelton (ankle) vs. Min (12/28) in dramatic season ending 18-17 win ... prior to game-winning touchdown pass from quarterback Josh McCown to Nate Poole, recovered a McCown fumble on previous play when Vikings defensive lineman Chris Hovan batted the ball away from McCown and Wells made the recovery to set up the dramatic finish.

### College:

Four-year starter at Clarion (PA) State ... two-time NCAA Division II All-America and all-Pennsylvania State Athletic Conference (PSAC) choice ... hours of commitment to strength program saw him add over 50 pounds to his frame after arriving on Clarion campus as a freshman ... father Reggie, Sr. was a basketball All-America at Clarion and was inducted into the Clarion Sports Hall of Fame in 1990.

### Personal:

Full name is Reggie Arness Wells ... attended South Park (Library, PA) High School ... lettered in football and basketball ... all-league defensive end led squad to league title by posting 13.5 quarterback sacks as a junior ... communications major at Clarion ... on February 18, 2008 had his college game jersey and number (58) retired at Clarion during halftime of a men's basketball game.



## WELLS CAREER STATS

Year	Team	GP/GS
2003	Ariz	15/1
2004	Ariz	16/16
2005	Ariz	9/9
2006	Ariz	16/16
2007	Ariz	16/16
<b>Total</b>		<b>72/58</b>



# ADRIAN WILSON

**HOW ACQUIRED:** D3/01 (64th)

**YEARS NFL/CARDINALS:** 8/8

**COLLEGE:** North Carolina State

**DOB:** October 12, 1979

**HOMETOWN:** High Point, NC

# 24

**STRONG SAFETY / 6-3 / 230**

## NOTE CARDS

- Received long-overdue recognition and earned his first Pro Bowl berth in 2006 when he was selected as a starter to the NFC squad.
- Selected as one of five team captains (defense) by his teammates prior to the 2007 season.
- Had made 59 consecutive starts (and appeared in 73 straight games) before sitting out at Cincinnati (11/18/07) with a heel injury that would eventually need surgery and land him on injured reserve for the first time in his career. Before the Bengals game, the last game Wilson had missed was in 2002 and he was the only Cardinal player to start every game since the beginning of the 2004 season.
- In 2006, returned both an interception and a fumble 99 yards for touchdowns, becoming the first defensive player in NFL history with two touchdowns of 99+ yards in the same season; also only NFL player ever with multiple 99-yarders without the benefit of a kickoff return.
- In 2006, led the Cardinals in interceptions (4), forced fumbles (4), fumble recoveries, tackles for a loss (8) and was third in tackles (87) and fourth in sacks (5.0).
- His 8.0 sacks in 2005 were the most in NFL history by a defensive back since sacks became an official statistic in 1982 and also led the team. The previous record belonged to Chicago's Dave Duerson (7.0 in 1986).
- Opted not to become an unrestricted free agent following the 2004 season and instead signed a five-year extension on 12/22/04 that will keep him under contract with the Cardinals, through the 2009 season.



**Pro Bowl Selection:**

2006

## Pro Career:

The Cardinals third-round draft choice in 2001 (64th overall), Wilson has emerged as a defensive leader and signed a five-year contract extension on 12/22/04. In 103 career games with the Cardinals he has recorded 566 tackles, 16.0 sacks, 16 interceptions and scored four TDs.

**2007:** Started the first nine games of '07, registering 54 tackles with two interceptions before suffering season ending heel injury vs. Det (11/11) ... second on the team with season-high 10 total tackles and eight unassisted tackles as well as one tackle for loss @ Bal (9/23) ... registered five total tackles (three solos) and two tackles for loss while intercepting Ben Roethlisberger in the end zone in a critical play following a Cardinals fumble that gave the Steelers the ball at the AZ four-yard line with the score tied in the third quarter vs. Pit (9/30) ... recorded five tackles, an interception and one pass defense @ StL (10/7); marked the first time in his career with an interception in consecutive games ... registered six tackles @ Was (10/21) as part of defense that held Washington to 160 total net yards, the lowest output by a Cardinals opponent since the L.A. Rams had 152 yards on 9/4/94 ... recorded one tackle for loss and one quarterback pressure that resulted in a Karlos Dansby interception before leaving the game in the third quarter due to a heel injury vs. Det (11/11) ... had made 59 consecutive starts while appearing in 73 straight games before being inactive with a right heel injury @ Cin (11/18) ... inactive vs. SF (11/25) and placed on injured reserve on 12/1/07.

**2006:** Selected to his first Pro Bowl after starting all 16 games, returning both a interception and fumble 99 yards for touchdowns ... had a solid all around game with seven tackles, two sacks and an interception of QB Matt Hasselbeck @ Sea (9/17); the two sacks gave Wilson, who set an NFL record for defensive backs with eight sacks in 2005, eight sacks in his last nine games ... intercepted a Michael Vick pass near the Cardinals endzone and returned it a franchise record 99 yards for a touchdown in the second quarter to help temporarily give the Cardinals the lead @ Atl (10/1); also recorded five

tackles ... on Monday Night Football vs. Chi (10/16) recorded six tackles, a sack of Rex Grossman, one pass defended and a forced fumble ... totaled nine tackles and recovered a fourth quarter Chester Taylor fumble at the Cardinals one-yard line and ran in back 99 yards for a TD @ Min (11/26); 99-yard TD return was his second of the season; became the first player in NFL history to record two TD's of 99+ yards in the same season without the benefit of a kickoff return TD, a feat that has been accomplished only five times since the 1970 merger, the other four accomplishing the feat with kickoff returns ... came up with another big game, tying for the team high with nine tackles while adding an interception, two pass defenses and a forced fumble @ STL (12/3); the interception, his fourth of the season tying his career high, came as the Rams were driving in Arizona territory minutes before halftime helping to set up a Neil Rackers 23-yard FG ... continued his push for the Pro Bowl with six tackles and a fumble recovery vs. Sea (12/10); fumble recovery came after Robert

Griffith knocked the ball loose from Seattle RB Shawn Alexander and led to a Cardinals TD on the ensuing possession; also made the key tackle on fourth down that stopped Seattle's potential game winning drive ... voted to his first career Pro Bowl on 12/19/06.

**2005:** Selected as a Pro Bowl alternate ... recorded eight sacks, a team-high and the most by a defensive back in the NFL since sacks became official in 1982 ... recorded 11 tackles, the second highest total on the team @ Sea (9/25) and broke up one pass ... recorded a career-high 17 tackles @ Det (11/13) and defended one pass ... had a career game @ STL (11/20) sacking the Rams QBs three times and forcing Marc Bulger out of the game with a shoulder injury; recorded eight stops, also recorded a forced fumble and recovered a fumble ... recorded another outstanding day as he notched seven tackles, two for a loss, a sack on Alex Smith, a forced fumble, recovered a fumble and deflected a pass @ SF (12/4) ... recorded seven solo tackles and intercepted Mark Brunell for his first pick of the season vs. Was (12/11) ... recorded

## AGENT 99

Entering 2006, Pro Bowl safety Adrian Wilson had two touchdowns in his previous five NFL seasons – a 61-yard INT return at Washington on 1/6/02 and a 35-yard fumble return vs. New Orleans on 10/3/04.

He not only matched that figure in 2006, but nearly went the length of the field on each.

The second of those two TDs came at Minnesota on 11/26 when he scooped up a fourth quarter fumble by Chester Taylor and raced 99 yards for a TD. Wilson also had a franchise record 99-yard INT return for a TD off Michael Vick in Arizona's game at Atlanta on 10/1/06.

According to the Elias Sports Bureau, Wilson is the first player in NFL history to record two touchdowns of 99+ yards in the same season without the benefit of a kickoff return TD.

Wilson became just the fifth player since the 1970 NFL merger to record two 99+ yard scores of any kind in the same season. The four others all scored on kickoff returns.



### Players with two 99+ yard TDs in one season (since 1970 merger)

Player	Year	INT RETURN (99) & FUMBLE RETURN (99)
ADRIAN WILSON, ARIZ.	2006	INT RETURN (99) & FUMBLE RETURN (99)
Justin Miller, NYJ	2006	Both kickoff returns (103 & 99)
Terry Fair, Det.	1998	Both kickoff returns (105 & 101)
Roell Preston, G.B.	1998	Both kickoff returns (101 & 100)
Raymond Clayburn, N.E.	1977	Both kickoff returns (101 & 100)

Wilson's 99-yard fumble return at Minnesota also ranked among the longest in NFL history.

### Longest fumble returns in NFL history

104	Jack Tatum,	Oak. vs. GB	9/24/72
	Aeneas Williams	Ariz. vs. Wash.	11/5/00
102	Travis Davis	Pit. vs. Car.	12/26/99
100	Chris Martin	K.C. vs. Mia.	10/13/91
99	<b>ADRIAN WILSON</b>	<b>ARIZ. VS. MIN.</b>	<b>11/26/06</b>
	Don Griffin	S.F. vs. Chi.	12/23/91

The Vikings game began when Arizona's J.J. Arrington returned the opening kickoff 99 yards for a TD. When Wilson later scored on his 99-yard fumble return, it marked just the second time in NFL history that teammates scored touchdowns of 99+ yards. According to Elias, the other time was a Cowboys-Eagles game on 10/14/62 when Dallas' Amos Marsh returned a kickoff 101 yards and Mike Gaechter had a 100-yard INT return.

(Adrian Wilson continued on page 224)

(Adrian Wilson continued from page 223)

five tackles, three for a loss, and sacked Mike McMahon twice while defending two passes vs. Phi (12/24) in one of the strongest days of his career.

**2004:** Started every contest for the Cardinals in 2004 ... finished the season second on the team in tackles, and one shy of his second career 100-tackle season ... recorded four tackles, one fumble recovery and a pass breakup in the season opener @ StL (9/12); recovered a fumble on the first St. Louis drive of the game after Quentin Harris forced a Steven Jackson fumble on the Arizona 26-yard line ... intercepted Michael Vick at the Atlanta 29 and returned it to the Atlanta 18 to set up a Neil Rackers field goal, which gave the Cardinals their only points of the game; tied for a team-high seven tackles and had a team-high two pass defenses @ Atl (9/26) ... recovered a fumbled reverse handoff between Dante Stallworth and Aaron Stecker and returned it 35 yards for a touchdown to give the Cardinals a 7-0 lead with 4:16 left in the first quarter vs. NO (10/3); recorded five tackles; named NFC Defensive-Player-of-the-Week following his five tackles and fumble recovery for a touchdown in week 4 vs. NO; the Cards defense held their opponent without a touchdown for the second consecutive game for the first time since November of 1970; was also named Defensive Player of the Week in week 7 of 2002 against Dallas and was the 16th Cardinal player to earn the award ... intercepted a Jake Delhomme pass @ Car (11/21); also made six stops ... recorded his first sack of the season in addition to two tackles and a forced fumble vs. StL (12/19) ...

notched six tackles, one pass defended and intercepted a Chris Simms pass with 1:06 remaining to play which sealed the win for the Cardinals in the season finale vs. TB (1/2).

**2003:** Started all but one contest ... produced the Cards' first blocked punt since 1997 ... recorded eight stops and a pass deflection vs. Bal (10/12) ... had three tackles from scrimmage vs. SF (10/26) and blocked punt in the third quarter which rolled out of bounds at the 49er 11-yard line; Cards converted the possession into a field goal in eventual 18-17 victory; whistled for two personal fouls in fourth quarter and ejected from the game ... did not start vs. Car (12/14) due to an illness but came off bench to provide three tackles.

**2002:** Vaulted over 100-total tackle plateau in first season as a starter ... fourth on club with 110 tackles ... recorded three interceptions in 9-6 win vs. Dal (10/20) earned NFC Defensive Player-of-the-Week honors, most by Cardinal since Kwamie Lassiter made four interceptions in 1998 season finale vs. SD ... game-day inactive for season-opener @ Was (9/8) while still on mend from preseason right-shoulder dislocation vs. Den (8/24) ... dismantled the Cowboys with three interceptions plus thundering sack of Quincy Carter on opening play of game vs. Dal (10/20) ... season-best 12 combined tackles vs. StL (11/3) ... set the table for both Cardinal touchdowns @ Phi (11/17); on first, knocked the ball loose from Eagle passer Donovan McNabb on third play of game to set up 12-yard touchdown pass; McNabb suffered a fractured ankle on the play; on second pick, Wilson intercepted

## BIG PLAY CARDS

Wilson broke the franchise record for longest interception return with a 99-yarder in 2006 at Atlanta. Here's a breakdown of the longest plays in Cardinals history.

### LONGEST PLAYS IN HISTORY

#### Pass Play

98 yards, 3 times:

Jim Hart to Ahmad Rashad  
Ogden Compton to Dick Lane  
Doug Russell to Gaynell Tinsley

vs. L.A. Rams, 12/10/72  
at Green Bay, 11/13/55  
vs. Cleveland Rams, 11/27/38

#### Run from Scrimmage

83 yards, John David Crow

vs. Washington, 10/4/58

#### INTERCEPTION RETURN

99 YARDS, ADRIAN WILSON

AT ATLANTA, 10/1/06

#### Punt Return

95 yards, Frank Bernardi

at Washington, 10/14/56

#### Kickoff Return

106 yards, Roy Green

at Dallas, 10/21/79

#### Fumble Return

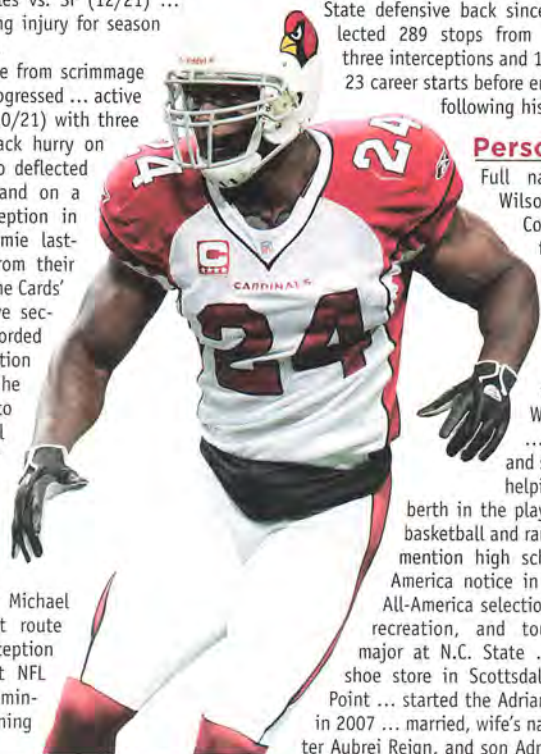
\*104 yards, Aeneas Williams

vs. Washington, 11/5/00

\* Also tied for NFL record

McNabb in the second quarter and returned the ball 35 yards to Philadelphia's two-yard line; Arizona scored on its ensuing play from scrimmage to knot game at 14-14; finished contest with 10 tackles, 0.5 sack, one interception, and one forced fumble ... 10 combined tackles vs. SF (12/21) ... inactive with hamstring injury for season finale @ Den (12/29).

**2001:** Playing time from scrimmage increased as season progressed ... active game in win vs. KC (10/21) with three tackles, one quarterback hurry on a corner blitz and two deflected passes; also got a hand on a Corey Chavous interception in the end zone to stymie last-second Chiefs' rally from their own one-yard line to the Cards' two-yard line with five seconds remaining ... recorded first NFL pass interception @ Dal (10/28) which he returned 36 yards to give Arizona the ball near midfield with four minutes left ... gave Cards an early 7-0 lead in first quarter @ Was (1/6) when he stepped in front of Redskin wide receiver Michael Westbrook on a slant route and returned the interception 61 yards for his first NFL touchdown at the 10-minute mark of the opening period.



## College:

Two-year starting strong safety at North Carolina State ... 254 total tackles (144 solos) and 11 stops behind the line of scrimmage in 33 games for the Wolfpack ... career tackle total most by a N.C. State defensive back since James Walker collected 289 stops from 1993-95 ... added three interceptions and 11 pass deflections in 23 career starts before entering the NFL Draft following his junior season.

## Personal:

Full name Adrian Lemar Wilson ... All-Guilford County honors from the Greensboro News and Record at T.W. Andrews (High Point, NC) High School ... most valuable player in the coaches' East-West All-Star Game ... played free safety and split end as a senior, helping his team to a berth in the playoffs ... also played basketball and ran track ... honorable mention high school basketball All-America notice in 1998, Dream Team All-America selection in 2000 ... parks, recreation, and tourism management major at N.C. State ... owns a designer shoe store in Scottsdale (AZ) called High Point ... started the Adrian Wilson Foundation in 2007 ... married, wife's name is Alicia, daughter Aubrei Reign, and son Adrian Jr.

## WILSON CAREER STATS

Year	Team	GP/GS	Tackles			Sacks		Interceptions					FR	FF	STT
			Solo	Asst.	Ttl	Sk	Yds	Int.	Yds	Lg	TD	PD			
2001	Ariz	16/0	19	13	32	0.5	5	2	97	61t	1	10	0	0	12
2002	Ariz	14/14	68	42	110	1.5	8	4	35	35	0	6	0	1	1
2003	Ariz	16/15	54	18	72	0.0	0	0	0	0	0	7	0	0	0
2004	Ariz	16/16	76	23	99	1.0	1	3	62	27	0	11	3	1	4
2005	Ariz	16/16	95	17	112	8.0	63	1	36	36	0	9	2	2	2
2006	Ariz	16/16	78	9	87	5.0	33	4	146	99t	1	9	2	4	0
2007	Ariz	9/9	36	18	54	0.0	0	2	20	20	0	3	0	0	0
<b>Total</b>		<b>103/86</b>	<b>426</b>	<b>140</b>	<b>566</b>	<b>16.0</b>	<b>110</b>	<b>16</b>	<b>396</b>	<b>99t</b>	<b>2</b>	<b>55</b>	<b>7</b>	<b>8</b>	<b>19</b>

### Single Game Highs:

**Tackles:** 17 @ Detroit 11/13/05. **Solo Tackles:** 11 @ Detroit 11/13/05. **Interceptions:** 3 vs. Dallas, 10/20/02. **Passes Defensed:** 3 vs. Dallas, 10/20/02; vs. Detroit, 11/18/01. **Sacks:** 3.0 @ St. Louis 11/20/05. **Forced Fumbles:** 1, eight times, last vs. Denver, 12/17/06; **Fumble Recoveries:** 1, seven times, last vs. Seattle, 12/10/06.

### Touchdowns:

**Fumble recoveries:** 2, 35-yard return vs. New Orleans 10/3/04; 99-yard return @ Minnesota 11/26/06. **Interceptions:** 2, 61-yard return @ Washington 1/6/02; 99-yard return @ Atlanta 10/1/06.

### Additional Statistics:

One blocked punt, vs. San Francisco, 10/12/03.

## 2008 ARIZONA CARDINALS

NO.	NAME	POS.	HT.	WT.	BIRTH DATE	NFL EXP.	COLLEGE	HOMETOWN
27	Adams, Michael	CB	5-8	181	6/17/1985	2	Louisiana-Lafayette	Dallas, TX
28	Arrington, J.J.	RB	5-9	212	1/23/1983	4	California	Nashville, NC
41	Bain, Travarous	CB	6-0	182	10/15/1983	1	Hampton	Miami, FL
62	Banks, Jason	DE	6-5	300	5/8/1985	1	Grambling	Baton Rouge, LA
33	Baylark, Steve	RB	6-0	226	7/28/1983	1	Massachusetts	Apopka, FL
52	Beisel, Monty	MLB	6-3	244	8/20/1978	8	Kansas State	Douglass, KS
92	Berry, Bertrand	DE	6-3	260	8/15/1975	11	Notre Dame	Houston, TX
83	Bienemann, Troy	TE	6-5	253	2/18/1983	2	Washington State	Mountain View, CA
81	Boldin, Anquan	WR	6-1	217	10/3/1980	6	Florida State	Pahokee, FL
78	Branch, Alan	DT	6-5	332	12/29/1984	2	Michigan	Rio Rancho, NM
15	Breaston, Steve	WR	6-0	189	8/20/1983	2	Michigan	North Braddock, PA
61	Brown, Elton	G/T	6-5	332	5/22/1982	4	Virginia	Hampton, VA
75	Brown, Levi	T	6-5	322	3/16/1984	2	Penn State	Norfolk, VA
36	Brown, Marcus	CB	6-2	200	4/2/1986	2	McNeese State	Tangipahoa, LA
20	Brown, Ralph	CB	5-10	185	9/16/1978	9	Nebraska	LaPuenta, CA
93	Campbell, Calais	DE	6-8	282	9/1/1986	1	Miami	Aurora, CO
43	Castaneda, Eduardo	LB	6-3	253	1/19/1983	1	Monterrey Tech	Acuna Coahuila, Mexico
46	Castille, Tim	FB	5-11	242	5/29/1984	2	Alabama	Birmingham, AL
35	Celestin, Oliver	SS	6-0	207	2/25/1981	5	Texas Southern	New Orleans, LA
60	Clifford, Peter	T	6-7	312	4/3/1984	1	Michigan State	Salem, NH
65	Coleman, Thaddeus	T	6-8	308	6/20/1985	1	Mississippi Valley St.	North Chicago, IL
18	Cornelius, Jemalle	WR	5-11	185	8/10/1984	1	Florida	Fort Meade, FL
58	Dansby, Karlos	LB	6-4	250	11/3/1981	5	Auburn	Birmingham, AL
90	Dockett, Darnell	DT	6-4	285	5/27/1981	5	Florida State	Burtonsville, MD
80	Doucet, Early	WR	6-0	211	10/28/1985	1	LSU	St. Martinville, LA
73	Dykes, Keilen	DT	6-3	294	9/6/1984	1	West Virginia	Youngstown, OH
11	Fitzgerald, Larry	WR	6-3	220	8/31/1983	5	Pittsburgh	Minneapolis, MN
47	Francisco, Aaron	FS	6-2	207	7/5/1983	4	Brigham Young	Laie, HI
69	Gandy, Mike	T	6-4	316	1/3/1979	8	Notre Dame	Dallas, TX
25	Green, Eric	CB	5-11	196	3/16/1982	4	Virginia Tech	Clewiston, FL
53	Haggans, Clark	LB	6-4	243	1/10/1977	9	Colorado State	Torrance, CA
59	Harrington, Chris	LB	6-5	264	1/19/1985	1	Texas A&M	Houston, TX
54	Hayes, Gerald	MLB	6-1	249	10/10/1980	6	Pittsburgh	Paterson, NJ
37	Highsmith, All	LB	6-1	223	1/20/1985	1	LSU	Miami, FL
34	Hightower, Tim	RB	6-0	224	5/23/1986	1	Richmond	Alexandria, VA
48	Hodel, Nathan	LS	6-2	238	11/12/1977	7	Illinois	Fairview Heights, IL
57	Holloway, David	LB	6-2	234	12/4/1983	1	Maryland	Stephentown, NY
26	Hood, Roderick	CB	5-11	198	10/3/1981	6	Auburn	Arlington, TX
79	Iwebema, Kenny	DE	6-4	274	2/6/1985	1	Iowa	Arlington, TX
32	James, Edgerrin	RB	6-0	219	8/1/1978	10	Miami	Immokalee, FL
50	Johnson, Al	C	6-5	305	1/27/1979	6	Wisconsin	Brussels, WI
44	Johnson, Donte	FB	6-0	238	6/28/1986	1	Ohio State	Columbus, OH
9	Johnson, Dirk	P	6-0	210	6/1/1975	6	Northern Colorado	Montrose, CO
72	Keith, Brandon	T	6-5	343	11/21/1984	1	Northern Iowa	McAlester, OK
38	Keyes, Dennis	FS	6-2	199	3/26/1985	1	UCLA	Canoga Park, CA
55	LaBoy, Travis	DE/LB	6-3	250	8/20/1981	5	Hawaii	San Rafael, CA
7	Leinart, Matt	QB	6-5	232	5/11/1983	3	USC	Santa Ana, CA
19	Long, Lance	WR	5-11	186	5/4/1985	1	Mississippi State	Macomb, MI
76	Lutui, Deuce	G	6-4	332	5/5/1983	3	USC	Mesa, AZ
66	Medder, Carlton	G	6-5	319	12/1/1984	1	Florida	Clermont, FL
86	Merritt, Ahmad	WR	5-10	197	2/5/1977	5	Wisconsin	Chicago, IL
23	Minter, DeMario	CB	5-11	199	2/20/1984	2	Georgia	Stone Mountain, GA
12	Morelli, Anthony	QB	6-4	231	5/21/1985	1	Penn State	Pittsburgh, PA
87	Morey, Sean	WR	5-11	193	2/26/1976	7	Brown	Marshfield, MA
56	Okeafor, Chike	OLB	6-5	247	3/27/1976	10	Purdue	Grand Rapids, MI
89	Patrick, Ben	TE	6-3	260	8/23/1984	2	Delaware	Savannah, GA
64	Peters, Scott	C/G	6-3	308	11/23/1978	3	Arizona State	Pleasanton, CA
82	Pope, Leonard	TE	6-8	258	9/10/1983	3	Georgia	Americus, GA
1	Rackers, Neil	K	6-1	202	8/16/1976	9	Illinois	St. Louis, MO
10	Rector, Jamaica	WR	5-10	187	8/10/1981	3	NW Missouri State	Celeste, TX
71	Robinson, Bryan	DE	6-3	297	1/25/1986	1	Wesley	Dover, DE
97	Robinson, Bryan	DE	6-4	304	6/22/1974	12	Fresno State	Toledo, OH
29	Rodgers-Cromartie, Dominique	CB	6-2	182	4/7/1986	1	Tennessee State	Bradenton, FL
21	Rolle, Anstrel	S	6-0	208	12/16/1982	4	Miami	Homestead, FL
67	Satele, Hercules	G	6-2	308	7/18/1985	1	Hawaii	Honolulu, HI
95	Schoebel, Bo	DE	6-5	258	3/24/1981	5	TCU	Columbus, TX
63	Sendlein, Lyle	C	6-2	300	3/16/1984	2	Texas	Scottsdale, AZ
31	Shipp, Marcel	RB	5-11	224	8/8/1978	8	Massachusetts	Paterson, NJ
49	Shor, Alex	TE	6-8	255	1/29/1983	1	Syracuse	Panama City, FL
94	Smith, Antonio	DE	6-4	285	10/21/1981	5	Oklahoma State	Oklahoma City, OK
45	Smith, Terrelle	FB	6-0	250	3/12/1978	9	Arizona State	West Covina, CA
2	St. Pierre, Brian	QB	6-3	230	11/28/1979	6	Boston College	Salem, MA
51	Stewart, Matt	LB	6-3	239	8/31/1979	8	Vanderbilt	Columbus, OH
96	Tafaya, Joe	DE	6-4	258	9/6/1978	7	Arizona	Pittsburgh, PA
84	Tuman, Jerome	TE	6-4	253	3/24/1976	10	Michigan	Liberal, KS
85	Urban, Jerheme	WR	6-3	207	11/26/1980	5	Trinity	Victoria, TX
68	Vallejo, Elliott	T	6-7	312	5/17/1984	1	Cal-Davis	Salinas, CA
30	Vincent, Chris	RB	6-1	218	9/3/1981	1	Oregon	Philadelphia, PA
22	Ware, Matt	S	6-2	215	12/2/1982	5	UCLA	Los Angeles, CA
13	Warner, Kurt	QB	6-2	218	6/22/1971	11	Northern Iowa	Burlington, IA
98	Watson, Gabe	DT	6-3	332	9/24/1983	3	Michigan	Southfield, MI
74	Wells, Reggie	G	6-4	308	11/3/1980	6	Clarion (PA)	Library, PA
24	Wilson, Adrian	SS	6-3	230	10/12/1979	8	North Carolina State	High Point, NC



# DOMINIQUE RODGERS-CROMARTIE

**COLLEGE:** Tennessee State

**DOB:** April 4, 1986

**HOMETOWN:** Bradenton, FL

# 29

**CORNERBACK / 6-2 / 182**



**ROUND 1:**  
16th Overall

## NOTE CARDS

- The Cardinals first-round selection in the 2008 draft and the 16th overall pick; was the second cornerback taken in the draft after Troy's Leodis McKelvin went to Buffalo with the 11th overall selection.
- Became the first Tennessee State player taken in the first round since 1974 when both DE Ed "Too Tall" Jones (Dallas, 1st overall) and LB Waymond Bryant (Bears, 4th overall) were both selected.
- Is the second cousin of Chargers All-Pro cornerback Antonio Cromartie, who led the NFL with 10 interceptions in 2007.
- Of his 11 career interceptions at Tennessee State, he returned four for touchdowns and averaged 28.5 yards per interception return. In addition to his four interceptions for touchdowns, he also returned a fumble and a kickoff for touchdowns and blocked eight kicks in his career.
- In 39 career starts at Tennessee State, quarterbacks completed just 55 of 161 passes thrown in his direction for a completion percentage of 34.2%. He held the opposition to just 3.54 yards per pass attempt, the best of any collegiate defensive back in the last three years in the NCAA.
- Had a non-functioning kidney removed as a youngster and has played his whole life with just one.
- Attended four different high schools in his prep career, moving in with his father, who was a coach, as a freshman. The following year he attended a private school which dropped its scholarship program at the end of that year, moving him back into public school as a junior. For his senior year, he moved back in with his mother, attending his fourth school in four years.
- Last name is derived from both his mother, Melissa Rodgers, and his father, Stanley Cromartie.

## College Career:

A two-time All-American and three-time All-Ohio Valley first-team selection at Tennessee State, Rodgers-Cromartie appeared in 44 games with 39 starts after earning the starting job midway through his freshman season. He showed a knack for making big plays as, of his 11 career interceptions, he returned four for touchdowns and averaged 28.5 yards per interception return. In

addition to his four interceptions for touchdowns, he also returned a fumble and a kickoff for touchdowns and blocked eight kicks in his career.

As a special teamer, he returned 36 kickoffs for 859 yards and six punts for 44 yards and on the offensive side of the ball, he caught two passes for 46 yards and rushed twice for 16 yards. An all-around athlete, Rodgers-Cromartie was also a track star in college, qualifying for the NCAA Mid-East Regionals after he captured the Ohio Valley Conference long jump title with a jump of 25' 0.75". At the 2007 OVC Indoor Track Championship, he won the Top Male Athlete award after winning the 60-meter dash (6.89), long jump (25' 0.75") and high jump (6' 9.5") and finished second in the triple jump (48' 8").

**2007:** Earned third-team All-America honors from the NFL Draft Report and was an All-Ohio Valley Conference first-team selection for the second consecutive season ... in addition to his duties as cornerback, saw

*(Dominique Rodgers-Cromartie continued on page 228)*





(Dominique Rodgers-Cromartie continued from page 227)

action on offense and served as the team's kick-off returner ... recorded 37 tackles, 11 passes defended, two interceptions (both of which he returned for touchdowns) and recovered two fumbles ... established a school season-record by blocking four kicks and gained 806 yards and a touchdown on 33 kickoff returns ... of the 60 passes thrown in his direction, allowed only 22 receptions on the season.

**2006:** Was an All-America first-team pick by the NFL Draft Report and garnered All-Ohio Valley Conference first-team accolades after recording career-highs in tackles (47) and interceptions (six), adding seven passes defended and two blocked kicks ... did not allow an opponent to catch a pass in three separate contests ... of the 45 passes thrown in his direction, opposing quarterbacks completed just 12 of them (26.7 completion percentage) as he allowed quarterbacks to average just 3.56 yards per pass attempt, the best figure of any cornerback in any level of college football.

**2005:** As an All-Ohio Valley first-team selection, started all eleven games and did not allow an opponent to catch a single pass in four of those games ... allowed just ten receptions for 52 yards on the season as opponents averaged a paltry 1.86 yards per pass attempt ... finished fifth on the team with 41 tackles, adding one interception and five passes

defended ... blocked a punt that he returned 17 yards and added three tackles for a loss of six yards.

**2004:** Was named the Ohio Valley Conference Defensive Newcomer of the Year by the Gridiron Report after taking over the starting cornerback duties for six games, including the last five of the season ... recorded 33 tackles, two interceptions (both of which he returned for touchdowns), two fumble recoveries (one of which he returned for a touchdown) and three passes defended ... blocked one punt, which he also recovered and returned 11 yards ... allowed just 11 receptions for 146 yards and a touchdown while yielding just 5.03 yards per attempt.

### Personal:

Full name Dominique Reshard Rodgers-Cromartie ... attended Lakewood Ranch (FL) High School where he was an All-Area, All-Class 5A and All-District 11 defensive back and wide receiver ... named the most underrated prospect in the state of Florida by the High School Recruiting Report as Lakewood Ranch became the fourth high school he attended and first where he received playing time ... also competed as a jumper and sprinter on the school's track team ... born with a non-functioning kidney that was removed when he was eight years old ... psychology major at Tennessee State.

## RODGERS-CROMARTIE COLLEGE STATS

Year	GP/GS	Tackles				Sacks		Interceptions					FR	FF	STT
		Solo	Asst.	Ttl	Sk	Yds	Int.	Yds	Lg	TD	PD				
2004	11/6	22	11	33	0.0	0	2	91	56t	2	3	2	0	3	
2005	11/11	34	7	41	0.0	0	1	13	13	0	5	0	0	4	
2006	11/11	37	10	47	0.0	0	6	70	33	0	7	0	0	3	
2007	11/11	28	9	37	0.0	0	2	140	71t	2	11	0	0	4	
<b>Total</b>	<b>44/39</b>	<b>121</b>	<b>37</b>	<b>158</b>	<b>0.0</b>	<b>0</b>	<b>11</b>	<b>314</b>	<b>71t</b>	<b>4</b>	<b>26</b>	<b>2</b>	<b>0</b>	<b>14</b>	

Year	Punt Returns						Kickoff Returns				
	No	Yds	Avg	Lg	TD	No	Yds.	Avg.	Lg.	TD	
2004	1	11	11.0	11	0	1	19	19.0	19	0	
2005	1	17	17.0	17	0	2	34	17.0	22	0	
2007	4	16	4.0	8	0	33	806	24.4	92t	1	
<b>Total</b>	<b>6</b>	<b>44</b>	<b>7.3</b>	<b>17</b>	<b>0</b>	<b>36</b>	<b>859</b>	<b>23.9</b>	<b>92t</b>	<b>1</b>	

### Touchdowns:

**Interception Returns:** 4, 35-yard return vs. Jackson State, 9/18/04; 56-yard return vs. Samford University, 10/23/04; 69-yard return vs. Eastern Illinois, 10/27/07; 71-yard return vs. Murray State, 11/3/07. **Fumble Recovery:** 1, 2-yard return @ Eastern Illinois 1/6/02. **Kickoff Return:** 1, 92-yard return vs. Tennessee-Martin, 11/17/07.



# CALAIS CAMPBELL

**COLLEGE:** Miami (FL)

**DOB:** September 1, 1986

**HOMETOWN:** Aurora, CO

**PRONOUNCED:** ca-LAY-us

# 93

**DEFENSIVE END / 6-8 / 282**



**ROUND 2:**  
50th Overall

## NOTE CARDS

- The Cardinals second-round selection was taken with the 50th overall pick after leaving Miami (FL) following his junior season.
- At 6-8, Campbell was the tallest lineman ever to suit up for the Hurricanes and was the tallest defensive lineman in the 2008 draft.
- Younger brother, Jared, was a 2007 recruit at Miami (FL) and his other brothers played college football as well. His older brother Ciare was a defensive back at Colorado State from 2004-05 and his brother Raj played football at Butte and Orange County Junior Colleges and is currently at Adams State as a receiver.
- As a standout at South High School in Denver (CO), Campbell record a state career-record 58 sacks over his four seasons with 38 of those coming in his final two seasons.

## College Career:

After choosing Miami (FL) over scholarship offers from Nebraska, LSU, Michigan, and Oklahoma, played in 36 career games with the Hurricanes (25 starts) before entering the NFL draft following his junior season. Campbell finished his career with 158 tackles, 19.5 sacks, 39 tackles for a loss and 30 QB pressures. Named a first-team All-American by the NFL Draft report following his sophomore season and was a two-time All-ACC selection. Had a streak of seven consecutive games with a sack as a sophomore, the longest streak at Miami since 1998.

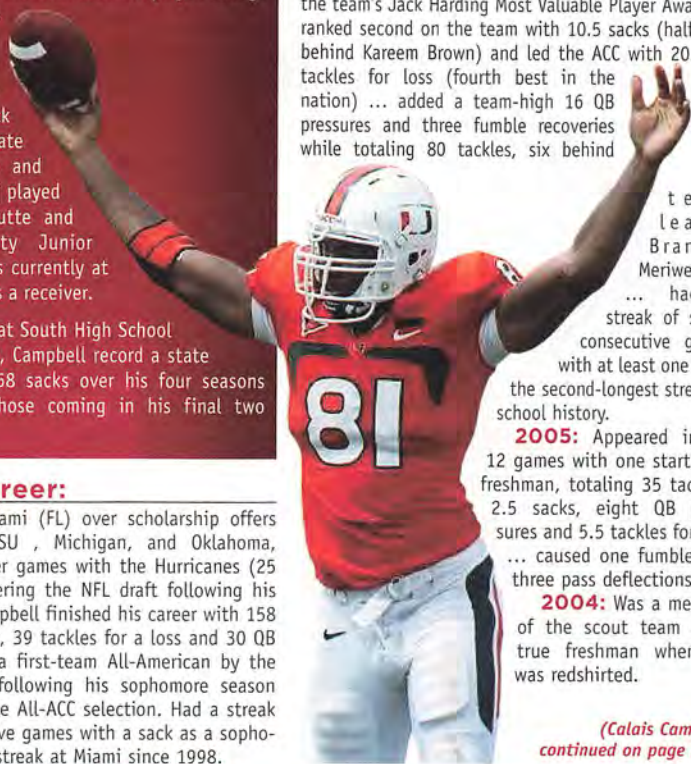
**2007:** Started all 12 games at right defensive end, finishing the season with 50 tackles and led the team with 12 tackles for a loss ... recorded six sacks and 19 quarterback pressures while forcing two fumbles, recovering two fumbles and his first career interception ... with his interception at Oklahoma, became the first Miami lineman to intercept a pass since William Joseph in 2001 ... earned ACC Defensive Lineman of the Week for his performance vs. Duke (9/29) when he recorded 16 tackles, 2.5 sacks and 3.5 tackles for a loss ... caught his only career pass when he hauled in a five-yard reception and converted a first down on a fake field goal @ Oklahoma (9/8).

**2006:** Started 12 of 13 games at right defensive end on the way to an All-American first-team selection by the NFL Draft Report, first-team All ACC honors and the team's Jack Harding Most Valuable Player Award ... ranked second on the team with 10.5 sacks (half sack behind Kareem Brown) and led the ACC with 20 tackles for loss (fourth best in the nation) ... added a team-high 16 QB pressures and three fumble recoveries while totaling 80 tackles, six behind

team leader Brandon Meriweather ... had a streak of seven consecutive games with at least one sack, the second-longest streak in school history.

**2005:** Appeared in all 12 games with one start as a freshman, totaling 35 tackles, 2.5 sacks, eight QB pressures and 5.5 tackles for loss ... caused one fumble and three pass deflections.

**2004:** Was a member of the scout team as a true freshman when he was redshirted.



*(Calais Campbell continued on page 230)*

*(Calais Campbell continued from page 229)***Personal:**

Full name Calais Malik Campbell ... Attended South (CO) High School and was a two-time All-State pick as a defensive end as a junior and senior while also playing tight end as a senior ... established a state career-record of 58 sacks over his four seasons with 38 of those coming in his final two seasons ... as a senior, recorded 19 sacks, 188 tackles and two interceptions on defense and added 38 receptions for 412 yards and four touchdowns as a tight end ... as a junior, recorded five touchdowns off of blocked kicks and fumble recov-

eries ... an all-around athlete, also garnered All-State accolades in basketball as a junior and competed in track and field, qualifying for the state meet in both discus and shot put in 2003 ... younger brother, Jared, was a 2007 recruit at Miami (FL) and his other brothers played college football as well; his older brother Ciare was a defensive back at Colorado State from 2004-05 and his brother Raj played football at Butte and Orange County Junior Colleges and is currently at Adams State as a receiver ... sociology major at Miami.

**CAMPBELL COLLEGE STATS**

Year	GP/GS	Tackles			Sacks		Interceptions					FR	FF	STT
		Solo	Asst.	Ttl	Sk	Yds	Int.	Yds	Lq	TD	PD			
2005	11/1	15	9	24	2.5	0	0	0	0	3	0	1	0	
2006	13/12	38	17	55	10.5	59	0	0	0	4	1	3	0	
2007	12/12	30	20	50	6.0	40	1	1	1	0	2	2	0	
<b>Total</b>	<b>36/25</b>	<b>83</b>	<b>46</b>	<b>129</b>	<b>19.0</b>	<b>119</b>	<b>1</b>	<b>1</b>	<b>1</b>	<b>0</b>	<b>9</b>	<b>3</b>	<b>6</b>	<b>0</b>

**EARLY DOUCET****COLLEGE:** LSU**DOB:** October 28, 1985**HOMETOWN:** St. Martinville, LA**PRONOUNCED:** doo-SETT**80****WIDE RECEIVER / 6-0 / 211****ROUND 3:**

81st Overall

**NOTE CARDS**

- As a senior, was the leading receiver on LSU's National Championship team, catching 57 passes for 525 yards and five touchdowns despite playing much of the year with a groin injury.
- Joined future NFL receivers Dwayne Bowe and Michael Clayton as the only three players in LSU history with 20+ career touchdowns. Bowe finished with 26 touchdowns and Clayton finished with 21.
- Coming out of high school, was ranked as the best receiver in the country and the top recruit in the state of Louisiana by College Football News. An all-around exceptional athlete, Doucet played quarterback, wide receiver, running back and returned kicks at St. Martinville H.S., finishing his prep career with 7,104 all-purpose yards and 79 touchdowns.
- Doucet made his only trip to Arizona on September 10, 2005 as a member of the LSU team whose home game vs. Arizona State was moved to Arizona and was the Tigers first game following Hurricane Katrina. In a roller coaster game, the Tigers were down 17-7 in the fourth quarter before coming all the way back to eventually win 35-31 on a 39-yard game winning TD pass from JaMarcus Russell to Doucet on fourth down.

**College Career:**

Played in 47 games during his career (24 starts) and caught 160 passes for 1,943 yards and 20 TDs, ranking third in LSU history in career receiving TDs (20), fourth in career receptions (160), and ninth in career receiving yards (1,943). Will go down in LSU lore as having one of the greatest catches in school history with his 39-yard TD reception from JaMarcus Russell late in the fourth quarter against Arizona State in the 2005 season opener; the catch came on a fourth-and-10 situation and sent the Tigers to the victory over the Sun Devils in what was LSU's first game since Hurricane Katrina hit the Louisiana coast.

**2007:** Led LSU's National Championship team with 57 receptions for 525 yards and five touchdowns despite missing five games with a groin injury ... appeared in 10 games (nine starts) ... earned All-SEC second-team honors from The Sporting News ... finished off his college career in grand fashion, leading the Tigers with seven receptions for 57 yards and a touchdown in the BCS title game vs. Ohio State.

**2006:** Played in 13 games (six starts) and combined with current NFL receivers and first-round picks Craig Davis (Chargers) and Dwayne Bowe (Chiefs) to form one of the nation's premier

receiving corps ... finished the season ranked second on the team with 59 catches for 772 yards and eight touchdowns ... carried the ball eight times for 59 yards and two TDs and his 10 combined touchdowns ranked as the sixth most in the SEC ... was named to the All-SEC second team by the league coaches as a return specialist and accounted for a team-best 1,032 all-purpose yards (772 receiving, 202 kickoff returns, 59 rushing) for an average of 79.4 per game.

**2005:** Played in 12 games (five starts) and finished the season with 26 catches for 389 yards and five touchdowns ... had at least one reception in 11 of the Tigers' 12 games ... caught the game-winning TD with just over a minute left in 35-31 win over Arizona State, hauling in a 39-yard TD reception from JaMarcus Russell on a fourth-and-10 situation against the Sun Devils ... caught a season-high five passes in consecutive games against Mississippi State and Vanderbilt.

**2004:** Was a consistent contributor at wide receiver as a true freshman and was named to the Freshmen All-SEC team by the league's coaches after catching 18

passes for 257 yards and two TDs ... appeared in all 12 games with three starts ... caught at least one pass in 10 of LSU's 12 games, including a career-best five receptions for 86 yards against Troy ... first career TD came on a 12-yard reception from JaMarcus Russell against Mississippi State.



**Personal:**

Full name Early Joseph Doucet ... attended St. Martinville (LA) High School where he was regarded as the best wide receiver in the country and top prospect in Louisiana by College Football News as a senior ... finished his high school career with 7,104 all-purpose yards and 79 touchdowns, including running for 3,592 yards on 470 carries and 52 touchdowns ... earned All-American first-team honors from Parade Magazine as senior after rushing for 850 yards and passing for over 750 yards while accounting for 30 touchdowns, despite suffering from a hamstring injury ... played in the U.S. Army All-American Bowl ... became the first player in 31 years to start every game as a freshman ... was also a standout basketball player, helping the Tigers win the Class 4A State Basketball Championship as a sophomore ... Sports Studies major at LSU.

**DOUCET COLLEGE STATS**

Year	GP/GS	No.	Receiving				Rushing				
			Yds	Avg	LG	TD	No.	Yds	Avg	LG	TD
2004	10/3	18	257	14.3	27	2	0	0	0.0	0	0
2005	12/5	26	389	15.0	40	5	1	5	5.0	5	0
2006	13/5	59	772	13.1	58	8	8	59	7.4	17	2
2007	10/9	57	525	9.2	34	5	3	-3	-1.0	4	0
<b>Total</b>	<b>45/22</b>	<b>160</b>	<b>1,943</b>	<b>12.1</b>	<b>58</b>	<b>20</b>	<b>12</b>	<b>61</b>	<b>5.1</b>	<b>17</b>	<b>2</b>

Year	Punt Returns					Kickoff Returns				
	No	Yds	Avg	Lg	TD	No	Yds.	Avg.	Lg.	TD
2004	1	16	16.0	16	0	0	0	0.0	0	0
2006	2	-1	-0.5	-1	0	12	202	16.8	36	0
2007	1	5	5.0	5	0	1	18	18.0	18	0
<b>Total</b>	<b>4</b>	<b>20</b>	<b>5.0</b>	<b>16</b>	<b>0</b>	<b>13</b>	<b>220</b>	<b>16.9</b>	<b>36</b>	<b>0</b>

**Single Game Highs:**

**Receptions:** 9, vs. Mississippi St., 8/30/07; **Receiving Yards:** 115, vs. Notre Dame, 1/3/07; **Touchdowns:** 2, twice, last @ Alabama, 11/3/07; **Long Reception:** 58, vs. Notre Dame, 1/3/07.



# KENNY IWEBEMA

**COLLEGE:** Iowa

**DOB:** February 6, 1985

**HOMETOWN:** Arlington, TX

**PRONOUNCED:** ee-WEB-eh-mah

# 79

**DEFENSIVE END / 6-4 / 274**



**ROUND 4:**  
116th Overall

## NOTE CARDS

- With the Cardinals, Iwebema is reunited with defensive line coach Ron Aiken, the position coach who recruited him at Iowa and tutored him during his first three years with the Hawkeyes.
- Due to his arm length, reach and vertical leaping ability, was known to excel on special teams at Iowa, where on two separate occasions in his career (vs. Illinois in 2005 and vs. Syracuse in 2007), he blocked two field goals in a game.
- Appeared in 43 career games (30 starts) at Iowa and collected 106 tackles, 13.5 sacks and 19.5 stops for losses.

## College Career:

Appeared in 43 career games at Iowa, including starts in 30 of the last 31 games in which he played. He recorded 106 tackles, 13.5 sacks, 19.5 stops for a loss, eight QB pressures, three forced fumbles and blocked four kicks.

**2007:** Named All-Big 10 Conference honorable mention after starting 11 games at right defensive end collecting 28 tackles, 3.5 sacks, one forced fumble and two blocked kicks ... earned Big Ten

Special Teams Player of the Week honors after blocking two field goals vs. Syracuse.

**2006:** Appeared in eight games (seven starts) at right defensive end and finished the season with 27 tackles, three sacks, 4.5 stops for loss and a forced fumble ... missed three games and part of others due to injury before having shoulder surgery.

**2005:** Named All-Big 10 Conference first-team selection by the league's media after starting all 12 games at right defensive end ... finished the season with a career-high 48 tackles and a team-high seven sacks ... added 10 tackles for loss, forced a fumble and blocked two field goals vs. Illinois; the two blocked field goals tied an Iowa record for a single-game, a record he would again tie in his senior season.

**2004:** Appeared in all 12 games backing up Derreck Robinson at right defensive end, recording three tackles on the season.

**2003:** Redshirted as a freshman.

## Personal:

Full name Kenneth Ogwugwa Iwebema ... last name pronounced "ee-WEB-eh-mah"

... attended James Bowie (TX) High School and was selected first-team All-Conference and honorable

mention All-State as a senior after posting 48 tackles, 10 sacks and 18 tackles for loss

... in addition to being a three-time letter winner in football, lettered twice in track, performing in the discus ... Health and Sports Studies major at Iowa.

## IWEBEMA COLLEGE STATS

Year	GP/GS	Tackles			Sacks		Interceptions					FR	FF	STT	
		Solo	Asst.	Ttl	Sk	Yds	Int.	Yds	Lg	TD	PD				
2004	12/0	2	1	3	0.0	0	0	0	0	0	0	0	0	0	0
2005	12/12	32	16	48	7.0	38	0	0	0	0	0	0	1	0	
2006	8/7	17	10	27	3.0	15	0	0	0	0	2	0	1	0	
2007	11/11	11	17	28	3.5	18	0	0	0	0	2	0	1	0	
<b>Total</b>	<b>43/30</b>	<b>62</b>	<b>44</b>	<b>106</b>	<b>13.5</b>	<b>71</b>	<b>0</b>	<b>0</b>	<b>0</b>	<b>0</b>	<b>4</b>	<b>0</b>	<b>3</b>	<b>0</b>	



# TIM HIGHTOWER

**COLLEGE:** Richmond

**DOB:** May 23, 1986

**HOMETOWN:** Waldorf, MD

# 34

**RUNNING BACK / 6-0 / 216**



**ROUND 5:**  
149th Overall

## NOTE CARDS

- Broke 18 school, game, season and career rushing records at Richmond, including 1,924 rushing yards and 20 touchdowns on the ground as a senior.
- His 3,712 rushing yards are a Richmond career-record as are his 39 total touchdowns and 4,560 all-purpose yards. He also amassed 106 receptions for 818 yards and 23 special teams tackles. He attempted one pass in his college career—a 24-yard completion that went for a touchdown.
- His 1,924 rushing yards in 2007 rank third in Colonial Athletic Association history behind Jerry Azumah of New Hampshire (2,195 in 1998) and current Cardinals running back Marcel Shipp (2,542 in 1998) with Massachusetts.
- One of two Richmond Spiders selected in the 2008 Draft. The other was WR Arman Shields (Raiders, fourth-round, 125th overall).
- Was a four-time honor roll student at Episcopal (VA) High School and served as chairman of the Spectrum Club, a diversity organization, his final two years.

## College Career:

A two-year full-time starter at Richmond, Hightower established school career-records for rushing yards (3,617), all-purpose yards (4,448), rushing touchdowns (34) and total touchdowns (39). He earned first-team All-American and unanimous All-Colonial Athletic Association honors as a senior in 2007 after setting school single-season rushing records for yardage

(1,924) and touchdowns (20). In 49 career games, recorded 38 starts and rushed 704 times for 3,712 yards and 34 touchdowns. His 1,924 rushing yards in 2007 rank as the third-highest total in Colonial Athletic Association history behind only Jerry Azumah (2,195 in 1998) and Marcel Shipp (2,542 in 1998).

**2007:** All-American first-team selection by the NFL Draft Report, Walter Camp and Associated Press as well All-Colonial Athletic Association first-team choice ... established school season-records with 1,924 rushing yards and 20 touchdowns ... his 137.4 rushing yards per game led the conference and ranked sixth in the nation ... established a school record by scoring 138 points ... caught 32 passes for 228 yards and three touchdowns for a total of 2,152 all-purpose yards ... rushed for 100+ yards in nine of 14 contests.

**2006:** All-Atlantic Ten Conference third-team choice, started all 11 games and ranked sixth in the league with 850 yards and five touchdowns on the ground on 177 carries ... hauled in a career-high 34 passes for 269 yards and two touchdowns, finishing the season with 1,119 all-purpose yards ... completed his only collegiate pass for a 24-yard touchdown vs. William & Mary ... also recorded three special teams tackles.

**2005:** Started nine of 13 games and gained 777 yards and nine touchdowns on 142 attempts ... added 163 yards on 21 receptions and recorded seven special teams tackles.

**2004:** Played in all 11 games as a true freshman and started four ... rushed 58 times for 161 yards and had 19 receptions for 158 yards ... returned two kickoffs for 30 yards and had seven special teams tackles.

*(Tim Hightower continued on page 234)*



(Tim Hightower continued from page 233)

## Personal:

Full name Timothy Michael Hightower ... attended Episcopal (VA) High School where he earned All-State honors in both his junior and senior years ... was the team MVP and served as team captain for his last two

years ... in addition to earning three letters in football, twice lettered in both basketball and track ... was a four-time honor roll student and chairman of the Spectrum Club, a diversity organization, during his final two years of high school ... Religion major at Richmond.

## HIGHTOWER COLLEGE STATS

Year	GP/GS	No.	Rushing				TD	Receiving				
			Yds	Avg	LG	No.		Yds	Avg	LG	TD	
2004	11/4	58	161	2.8	20	0	19	158	8.3	26	0	
2005	13/9	142	777	5.5	37	9	21	163	7.8	28	0	
2006	11/11	177	850	4.8	54	5	34	269	7.9	24	2	
2007	14/14	327	1,924	5.9	90t	20	32	228	7.1	28	3	
<b>Total</b>	<b>49/38</b>	<b>704</b>	<b>3,712</b>	<b>5.3</b>	<b>90t</b>	<b>34</b>	<b>106</b>	<b>818</b>	<b>7.7</b>	<b>28</b>	<b>5</b>	

### Single Game Highs:

**Yards Rushing:** 295, vs. Bucknell, 9/22/07; **Rushing Attempts:** 37, vs. Northeastern, 9/30/06; **Long Run:** 90, vs. Northeastern, 9/8/07; **TDs Rushing:** 4, twice, last vs. Bucknell, 9/22/07; **Receptions:** 7, three times, last vs. New Hampshire, 9/29/07; **TDs Receiving:** 1, four times, last vs. Rhode Island, 10/20/07; **Long Reception:** 28, twice, last vs. Northeastern, 9/8/07



## CHRIS HARRINGTON

**COLLEGE:** Texas A&M

**DOB:** January 19, 1985

**HOMETOWN:** Houston, TX

# 59

**LINEBACKER / 6-5 / 265**



**ROUND 6:**

185th Overall

## NOTE CARDS

- Comes from a long line of Aggies. His uncle, Dave Elmendorf (who graduated in 1971), was a three-way All-American for Texas A&M, earning honors in football, baseball and academics. He went on to become an all-pro performer while playing in the NFL with the Los Angeles Rams. His other two uncles, Harry (Class of '71) and Patrick (Class of '71) Elmendorf both went to school at Texas A&M and his grandfather, Ed Elmendorf (who graduated in 1938), played for the Aggies in the late 30s.
- Totaled 36 career starts for the Aggies and recorded 156 tackles, 15 sacks, 25 stops for loss, eight QB pressures, one blocked kick, five fumble recoveries, and five forced fumbles.
- Earned first-team All-Big 12 Conference honors in his junior year of 2006 despite the fact that he battled a torn right rotator cuff throughout the season.
- Like Cardinals fourth-round selection Kenny Iwembema, Harrington was a four-year honor roll student in high school. He also had the distinction of being listed in the Who's Who Among American High School Students.

### College Career:

Started 36 of the 49 games he played in for the Aggies, recording 156 tackles, 15 sacks and 25 stops behind the line of scrimmage. A two-time All-Big 12 selection, including first-team honors as a junior in 2006 when he played through a right shoulder rotator cuff tear and led the team in solo tackles (30), sacks (7) and tackles for loss (10) as a defensive end.

**2007:** Played in 13 games while starting the last 12, totaling 58 tackles, two sacks, caused and recovered two fumbles and blocked a kick on his way to a second-team All-Big 12 selection.

**2006:** Despite playing with a right shoulder rotator cuff tear, managed to lead the Aggies in solo tackles (30), sacks (7), and tackles behind the line of scrimmage (10) while earning first-team All-Big 12 Conference honors ... forced two fumbles and recovered one ... was elected a permanent team captain by his teammates ... underwent surgery following the season for his rotator cuff tear.

**2005:** In his first season as a starter, began the year by starting the first four games

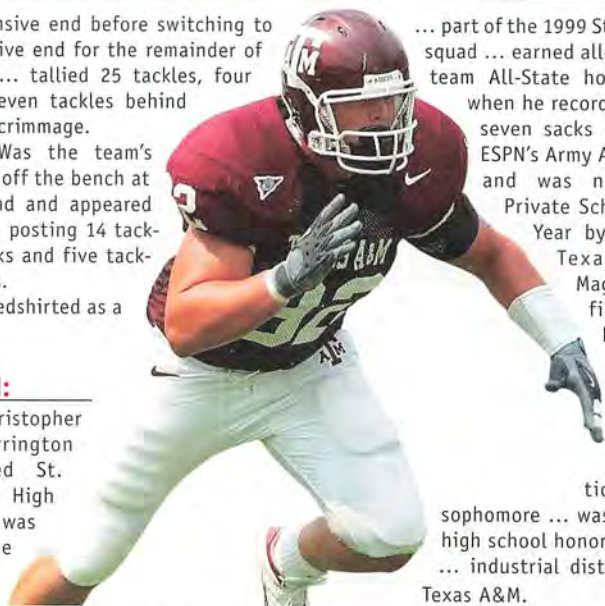
at left defensive end before switching to right defensive end for the remainder of the season ... tallied 25 tackles, four sacks and seven tackles behind the line of scrimmage.

**2004:** Was the team's first reserve off the bench at defensive end and appeared in 12 games, posting 14 tackles, two sacks and five tackles for a loss.

**2003:** Redshirted as a freshman

**Personal:**

Full name Christopher Edward Harrington ... attended St. Pius X (TX) High School and was a three-time All-State selection



... part of the 1999 State Championship squad ... earned all-district and first-team All-State honors as a senior when he recorded 50 tackles and seven sacks ... nominated for ESPN's Army All-American Game and was named the 2002 Private School Player of the Year by Dave Campbell's Texas Football Magazine ... earned first-team All-State honors as a junior when he totaled 76 tackles and 13 sacks ... earned All-State honorable mention honors as a sophomore ... was a member of the high school honor roll all four years ... industrial distribution major at Texas A&M.

**HARRINGTON COLLEGE STATS**

Year	GP/GS	Tackles			Sacks		Interceptions						
		Solo	Asst.	Ttl	Sk	Yds	Int.	Yds	Lg	TD	PD	FR	FF
2004	12/0	8	6	14	2.0	15	0	0	0	0	1	0	0
2005	11/11	15	10	25	4.0	49	0	0	0	0	1	2	1
2006	13/13	30	29	59	7.0	58	0	0	0	0	3	1	2
2007	13/12	22	36	58	2.0	9	0	0	0	0	1	2	2
<b>Total</b>	<b>49/36</b>	<b>75</b>	<b>103</b>	<b>156</b>	<b>15.0</b>	<b>131</b>	<b>0</b>	<b>0</b>	<b>0</b>	<b>0</b>	<b>6</b>	<b>5</b>	<b>5</b>

**NFL ROOKIES VISIT PRO FOOTBALL HALL OF FAME IN NEW ORIENTATION PROGRAM**

As an expanded element of their annual orientation program, all NFL rookies visited the Pro Football Hall of Fame in Canton, Ohio. The trips to the Hall were designed to teach incoming players about the history of pro football and give them a greater appreciation of the NFL and the opportunities and responsibilities ahead.

"We got to see how some of the past players paved the way," 2008 third round pick Early Doucet said. "You definitely think about yourself, how your decisions now can affect later on, how maybe one day you could be inducted - or just how you will be remembered on and off the field."

Each team's tour was headed by its player development director and included speakers representing former NFL players, Pro Football Hall of Fame personnel and others. The Arizona rookies were guided by Cardinal Hall of Famer Larry Wilson and Arizona's Senior Director of Player Relations Anthony Edwards when they took the tour on May 30, 2008.

NFL Player Development and the Pro Football Hall of Fame coordinated the visits to Canton, which took place from May 28-June 23. Rookies got to learn about the NFL's history and heritage, focusing on the achievements of NFL greats who paved the way for today's players. This experience helped prepare rookies for their own careers while stressing the importance of their role as NFL players.





# BRANDON KEITH

**COLLEGE:** Northern Iowa

**DOB:** November 21, 1984

**HOMETOWN:** McAlester, OK

# 72

**TACKLE / 6-5 / 343**



## ROUND 7:

225th Overall

### NOTE CARDS

- Became the first player from Northern Iowa ever drafted by the Cardinals. The Cardinals do have ties to Northern Iowa however, as QB Kurt Warner and assistant coach Dedric Ward are both alumni of the University.
- After not having anyone from the school drafted since TE Ryan Hannam went to the Seahawks in the fifth-round (169th overall) in 2002, Keith became the second Northern Iowa alumni drafted in 2008. His fellow offensive line mate, OT Chad Rinehart, was taken by the Redskins in the third-round (96th overall).
- The selection of Keith gave the Cardinals three draft picks from schools outside Division I-A in 2008, the first time that has occurred since the draft went to seven rounds in 1994.

### College Career:

The biggest player ever to compete at Northern Iowa, Keith enrolled at the University of Oklahoma in 2003 but left before the season. Enrolled at Northeastern Oklahoma A&M junior college after leaving Oklahoma and earned NJCAA All-American second-team honors. He returned to Oklahoma in 2005 but left without ever suiting up for the team. After transfer-

ring to Division I-AA Northern Iowa, played in 18 games of the next two years, earning All-Gateway Conference first-team and Associated Press third-team All-America honors in 2007.

**2007:** Started 11 of 13 games at right tackle as a senior and was named to the Associated Press All-America third-team ... helped lead the Panthers to a perfect 11-0 regular season as the team was ranked No. 1 in nation for six weeks during the season ... rush offense averaged 227.4 yards-per-game which was second-best in the Gateway Conference and 15th best nationally ... was named to the Texas squad in the Texas vs. The Nation all-star game.

**2006:** Appeared in seven games (two starts) and missed four games with a bone bruise in his knee ... was a part of the Panthers offense that ranked No. 1 in the Gateway Conference and fourth in the nation in total offense.

**2004:** Attended Northeastern Oklahoma A&M junior college where he was a second-team NJCAA All-American selection and first-team All-Southwest League.



### Personal:

Full name Brandon Latrel Keith ... attended McAlester (OK) High School where he was rated the second-best player in the state of Oklahoma by Rivals.com in 2002 ... earned first-team All-State recognition from the Daily Oklahoman and the Tulsa World ... helped lead the team to an 11-1 record and a state semifinal appearance as a senior ... was a General Studies major at Northern Iowa.

### KEITH CAREER STATS

Year	GP/GS
2007	11/11
2006	7/2
<b>Totals</b>	<b>18/13</b>

## ROOKIE FREE AGENTS



## JASON BANKS

**COLLEGE:** Grambling

**DOB:** May 8, 1985

**HOMETOWN:** Baton Rouge, LA

# 62

**DEFENSIVE END / 6-5 / 300**

### College Career:

Registered 29 career starts in 44 games with 122 tackles, 27 tackles for loss, 8.5 sacks, four passes defended, two forced fumbles, one fumble recovery and one blocked kick ... started nine of 12 games as a senior, recording 23 tackles, five tackles for loss, four quarterback hurries and two pass defenses ... started five of 10 games played and led all defensive linemen with 29 tackles as a junior in 2006 ... registered 4.5 tackles for loss, one sack, one forced fumble and four quarterback hurries ... as a sophomore, totaled 38 tackles, 7.5 tackles for loss, two sacks and four quarterback hurries while starting seven of 11 games played ... started eight of 11 games as a freshman and recorded a career-high 5.5 sacks, 32 tackles, 10

tackles for loss, one pass defense, one forced fumble, one fumble recovery, and one blocked kick.

### Personal:

Full name Jason Ryan Banks ... majored in Criminal Justice ... older brother Jonathan played on the offensive line at Grambling State and was a 2005 Division I-AA All-American ... earned first-team all-State honors as a senior at McKinley High School ... named first team all-District on both offense and defense as a sophomore and junior ... played in the Louisiana vs. Texas All Star Game and was named MVP of the Capitol City All Star game ... played basketball for two years in high school and was named all-district as a junior.



## MARCUS BROWN

**COLLEGE:** McNeese State

**DOB:** April 2, 1986

**HOMETOWN:** Tangipahoa, LA

# 36

**CORNERBACK / 6-2 / 200**

### College Career:

A very athletic corner that improved each year to become one of the best defensive backs in the Southland Conference in 2007 ... for his career, started 20 of 44 games played totaling 151 tackles, three tackles for loss, 14 pass breakups, five fumble recoveries, one forced fumble and four interceptions that he returned for 52 yards ... as a senior, was named honorable mention All-Southland Conference after leading team with four interceptions and nine pass breakups ... registered 52 tackles, two fumble recoveries and one forced fumble while starting all 12 games ... recorded 23 tackles as junior and started one of 12 games played ... started seven of nine games and finished as the third leading tackler with a career-high 61 stops as a sophomore ... also totaled three tackles for loss, five pass breakups, three fumble recoveries and registered double figure tackles

twice with 10 stops against Southern Mississippi and 10 against Southern Louisiana ... appeared in 11 games as a freshman and recorded 15 tackles.

### Personal:

Full name Marcus Rishard Brown ... graduated from Kentwood (LA) High School ... majored in general studies ... was a long and triple-jumper while in college and qualified for the NCAA regionals the last three years ... placed third in long jump at conference meet in 2005 ... named defensive MVP in state championship game in 2003 with two interceptions, one fumble recovery and six tackles ... earned All-State and All-District honors after recording 43 tackles, six interceptions and 30 passes broken up as a senior ... also played running back ... state champion in long jump and triple jump three straight years ... All-District in basketball and was an honor roll student in high school.



## PETER CLIFFORD

**COLLEGE:** Michigan State

**DOB:** March 3, 1984

**HOMETOWN:** Salem, NH

60

**TACKLE / 6-7 / 312**

### College Career:

A versatile lineman who started 19 of 29 career games (16 at LT, three at LG) ... started every game at left tackle as a senior and was a second-team All-Big Ten selection by the media ... voted one of four team captains by his teammates and ranked as the only Spartan offensive lineman to grade out as a winner in 11 of 12 games ... as a junior, appeared in nine games including seven starts (four at LT, three at LG) ... graded out over 90 percent in eight of nine games ... named Academic All-Big Ten for the second year in a row while seeing action in five games as a reserve left guard ... as a redshirt freshman, appeared in three games as a backup right guard and was an Academic All-Big Ten selection ... in 2003, was twice named Scout Team Offensive Player of the Week as a redshirt.

### Personal:

Full name Peter Andrew Clifford ... started all nine games at right tackle at Bridgton (ME) Academy, a college prep school he attended for half a year right out of high school ... earned first-team All-New Hampshire honors as a senior at Salem (NH) High School ... played in the 2002 Shrine Maple Sugar Bowl (New Hampshire vs. Vermont all-stars) ... lettered in track, competing in the discus and javelin ... posted prep personal bests of 138-6 in the discus and 150-0 in the javelin ... averaged 5.4 points and 10.3 rebounds as the starting center for the Blue Devils' basketball team in 2001-02 ... uncle Tim played baseball at Harvard ... earned a bachelor's degree in Interdisciplinary Studies - Law & Society in May 2007 ... currently pursuing a second bachelor's degree in Criminal Justice.



## THADDEUS COLEMAN

**COLLEGE:** Mississippi Valley State

**DOB:** June 20, 1985

**HOMETOWN:** North Chicago, IL

65

**TACKLE / 6-8 / 308**

### College Career:

After redshirt freshman season was converted from tight end to tackle ... in two full seasons as a starter at left tackle, Coleman registered 186 knockdowns, including 17 touchdown-resulting blocks and allowed just 2.5 sacks and five pressures on a total of 588 pass plays ... as a senior, was again chosen to the All-SWAC first-team, as he delivered nine touchdown-resulting blocks for a unit that scored only 22 times ... led SWAC blockers with 103 knockdowns ... in 2006, he took over left tackle duties, earning All-Southwestern Athletic Conference first-team honors by recording 83 knockdowns and eight touchdown-resulting blocks as a junior ... as a sophomore in 2005, Coleman appeared in six games as a key reserve at left and right tackle, seeing most of his action vs. Arkansas-Pine Bluff and Paul Quinn

College ... suffered a left knee medial collateral sprain vs. Southern University, missing two games and later re-injured his knee vs. Texas Southern forcing him to miss two more games ... appeared in six games with three starts at tight end in 2004 but did not record a reception ... redshirted as a freshman.

### Personal:

Full Name Thaddeus James Coleman ... earned all-State honors in football as a tight end and in basketball as a power forward at North Chicago (IL) High School ... also lettered in volleyball ... majored in Elementary Education ... his father, Michael Coleman, played in the NFL for the Washington Redskins and New Orleans Saints ... involved in community efforts at the Boys and Girls Club.



## KEILEN DYKES

**COLLEGE:** West Virginia

**DOB:** September 6, 1984

**HOMETOWN:** Youngstown, OH

# 73

**DEFENSIVE TACKLE / 6-3 / 294**

### College Career:

Leader of West Virginia's 2007 senior class that compiled a school best four-year record of 41-9 and made four-straight bowl appearances, winning three of them ... started 44 of 50 career games registering 130 tackles, 12.5 sacks, 23.0 tackles for loss, three fumble recoveries, one forced fumble, one interception and three pass breakups ... out of the 44 starts, 28 came at weak-side defensive tackle, 13 at nose guard and three at strong-side defensive end ... served as one of four team captains and was shifted to nose guard, starting all 13 games including a Fiesta Bowl victory over Oklahoma at University of Phoenix Stadium ... registered 32 tackles, career-high three fumble recoveries, three sacks, one forced fumble and returned the only interception of his career 19 yards for a touchdown ... paced a unit that ranked seventh in the nation in total defense, allowing only 301.6 yards per game and ranked eighth in scoring defense (18.0 ppg.) ... was selected first-team All-Big East Conference and All-Eastern College Athletic Conference as a junior ... started all 13 games, lining up at weak-side defensive tackle for ten contests

and at strong-side defensive end for three ... recorded 32 tackles (14 solos), three sacks, and 5.5 stops for loss as the defense ranked 13th nationally vs. the run, allowing only 93.3 yards per game ... as a sophomore, started all 12 games at weak-side defensive tackle and was the recipient of the Coaches Contribution Award ... registered a career-high 4.5 sacks, 29 tackles, 7.5 tackles for loss and deflected one pass ... played in 12 games, starting the final six at tackle as a redshirt freshman ... recorded 37 tackles, two sacks, six tackles for loss and one pass deflection ... redshirted in 2003.

### Personal:

Full name Keilen (pronounced KEY-len) Lee Dykes ... attended Chaney (OH) High School and earned All-Ohio, All-City and All-Northeast Ohio honors as a senior ... recorded 75 tackles and 9.5 sacks that year and was named the Youngstown Vindicator City Defensive Player of the Year ... the four-year starter totaled 18 sacks as a junior and was selected for the North-South and Big 33 all-star games ... earned an Athletic Coaching Education degree from West Virginia.

### CARDINALS HOSTED TOY DRIVE

The Arizona Cardinals Football Club and Chicanos Por La Causa partnered to host a toy drive prior to the Cardinals December 2, 2007 game against the Cleveland Browns at University of Phoenix Stadium.

Cardinals Cheerleaders, wives and girlfriends of players and coaches, along with front office members teamed with Chicanos Por La Causa personnel to collect new unwrapped toys and donations for underprivileged children outside of each stadium entrance.

The toys benefitted the "Angeles Del Barrio" program that distributed the toys to over 13,000 children in Central Phoenix and San Luis, AZ.

Chicanos Por La Causa, Inc. (CPLC) is a statewide community development corporation (CDC), committed to building stronger, healthier communities as a lead advocate, coalition builder and direct service provider. CPLC promotes positive change and self-sufficiency to enhance the quality of life for the benefit of those they serve.





## ALI HIGHSMITH

**COLLEGE:** LSU

**DOB:** January 20, 1985

**HOMETOWN:** Miami, FL

# 37

**LINEBACKER / 6-1 / 223**

### College Career:

In 52 games at LSU, started 38 times, including the final 28 games of his career, and helped the Tigers win the 2007 BCS National Championship ... for his career, registered 260 total tackles, 26 tackles for loss, 11 sacks, three fumble recoveries, 13 passes defended and an interception ... key member of an LSU defense that ranked among the top five in the nation in total defense from 2005-07 ... named the South's Defensive MVP in the Senior Bowl ... as a senior, started all 14 games and tied for the team-high with 101 tackles ... named a Butkus Award semi-finalist for the second straight year while also being selected as a first-team All-American (CBSSports.com), second-team All-American (AP) and first-team All-SEC (SEC Coaches) ... added nine tackles for losses, three sacks, nine quarterback pressures, eight passes defended, two forced fumbles and one fumble recovery ... had perhaps the best game of his career against Ohio State in the BCS National Championship game as he registered a team-high eight tackles to go with 1.5 sacks and a forced fumble ... registered career-best 19 tackles, including 15 solos, in triple-overtime contest against Arkansas ... was named a second-team All-SEC selection by the league's coaches and was a Butkus Award Semifinalist as a junior while starting all 13 games ... one of the Tigers' top tacklers, totaling 63 on the year, also recorded 5.5 tackles for loss, three sacks, four pass breakups, two forced fumbles and a quarterback hurry ... as a sophomore, played in 13 games with nine starts at outside linebacker ... ranked second on team with 75 tackles and 9.5

tackles for loss ... led all LSU linebackers with four sacks while also forcing three fumbles and recovering one that he returned 22 yards for a touchdown against Vanderbilt ... named SEC Defensive Player of the Week against Florida after recording eight tackles, 3.5 tackles for loss and a pair of sacks in the 21-17 win over the Gators ... had eight or more tackles in five games and forced fumbles in three of LSU's first four games ... played in all 12 games with two starts as a freshman ... started at linebacker against Mississippi State and Georgia ... registered 21 tackles, one sack, two tackles for loss ... recorded first-career interception against Arkansas State.

### Personal:

Full name Arlington Louis Highsmith ... cousin is Alonzo Highsmith, a former standout with the Miami Hurricanes and seven-year NFL veteran that played for Houston, Dallas and Tampa Bay ... named after Muhammad Ali, who once sparred with his grandfather ... a four-year letterman at Central (FL) High School and a blue-chip linebacker rated among the best in Florida and the Deep South in 2003 ... leader of the top defense (3.9 points per game) in Dade County in 2002 ... registered 90 tackles, seven sacks, eight forced fumbles and six fumble recoveries, including three for touchdowns during his senior season in 2002 ... recorded two consecutive fumble recoveries for touchdowns during a Sept. 4 game vs. 6A powerhouse Killian ... recorded 90 tackles, seven sacks and two interceptions as a junior in 2001 ... graduated from LSU in December of 2007 with a degree in General Studies.

### CARDINALS ANNUAL HOLIDAY "TEDDY BEAR EXPRESS"

The Arizona Cardinals Football Club's annual "Teddy Bear Express", involving players, wives, cheerleaders, mascot Big Red, and front office personnel made its annual holiday visits to Valley hospitals last December.

The caravans visited Phoenix Children's Hospital from 10:00-11:30 a.m. and Gompers Habilitation Center from 1:00-2:30 p.m.

Players volunteering for the caravans included Troy Bienemann, Chris Cooper, Ross Kolodziej, Deuce Lutui, Neil Rackers, Marcell Shipp, Jerheme Urban, and Reggie Wells.

The Cardinals delivered red Cardinals' teddy bears to children in the pediatric units throughout both hospitals. The uniformed bears were personalized, each wearing a white jersey with the name and number of a player on the back.





## DIONTE JOHNSON

**COLLEGE:** Ohio State

**DOB:** June 28, 1986

**HOMETOWN:** Columbus, OH

# 44

**FULLBACK / 6-0 / 238**

### College Career:

Served as a captain for Ohio State in 2007 ... appeared in 43 career games at Ohio State, starting 12 as a senior ... appeared at fullback in short yardage and goal line situations in 13 games in 2007 registering one carry for minus one-yard ... in 2006, played in all 13 games almost entirely on special teams including the National Championship against Florida at University of Phoenix Stadium ... played in 11 of 12 games in 2005 as a member of the kickoff return team ... as a freshman in 2004, played in the final six games recording four carries for 10 yards and two receptions for five yards.

### Personal:

Full name Dionte Johnson ... son of Thomas "Pepper" Johnson, the NY Giants LB who is now an assistant coach with the New England Patriots ... earned first-team All-Ohio honors as a senior at Eastmoor (Columbus, OH) Academy ... played center as a junior before switching to fullback for his final season ... won the Columbus city wrestling championship as a sophomore and junior ... also played catcher on the baseball team ... ran track as a junior and was a member of the 4x100 relay team that won a regional title ... his godfather is Keith Byars, who played 13 seasons in the NFL for Philadelphia, Miami, and New England.



## DENNIS KEYES

**COLLEGE:** UCLA

**DOB:** March 26, 1985

**HOMETOWN:** Canoga Park, CA

# 38

**FREE SAFETY / 6-2 / 199**

### College Career:

Started 34 of 45 career games recording 252 tackles, two sacks, five forced fumbles, one fumble recovery, four interceptions and 17 passes defended ... started all 12 games and was honorable mention All Pac-10 after leading UCLA with 106 tackles, three interceptions and four passes defended as a senior ... started all 13 games and registered the third most tackles on the team with 79 as a junior in 2006 ... led or tied for the team lead in tackles in three of the final six games ... as a sophomore, started nine of 12 games played ranking fourth on the team with 57 stops and tied for the team lead with two forced fumbles while his eight tackles for loss and two sacks tied him for third ... due to a shoulder injury, played in only eight of 12 games and recorded 10 tackles as a freshman ... redshirted in 2003.

### Personal:

Full name Dennis Paul Keyes II ... was a member of the football, basketball and track teams at Birmingham High School (Van Nuys, CA) ... named SuperPrep All-American, Los Angeles City Section Player of the Year, L.A. Times San Fernando Valley Player of the Year, L.A. Daily News Area Player of the Year as well as being a PrepStar All-America selection, first-team All-State selection by Cal-HiSports.com and named to L.A. Times All-Star team as a senior ... as a safety, he had 88 tackles and four interceptions while on offense, he rushed for 1,692 yards (9.2 average) and scored 36 touchdowns ... also accounted for 348 receiving yards on 23 receptions ... led Birmingham to first city section title since 1963 ... was selected Player of the Game in the championship contest with 133 yards rushing, a touchdown, an interception and a fumble recovery ... as a junior, recorded 70 tackles and four interceptions while rushing for 1,082 yards and scored 20 touchdowns ... majored in History at UCLA.



## LANCE LONG

**COLLEGE:** Mississippi State

**DOB:** May 4, 1985

**HOMETOWN:** Macomb, MI

# 19

**WIDE RECEIVER / 5-11 / 186**

### College Career:

Started seven of 35 games played at Mississippi State after transferring from Toledo University after his freshman season ... recorded 46 receptions for 321 yards and one touchdown in three seasons while also contributing on special teams with one punt return for four yards, eight kickoff returns for 100 yards, one fumble recovery and 15 special teams tackles ... as a senior, started two of 12 games and recorded 14 receptions for 103 yards ... hauled in a career-high 25 receptions for 177 yards and one touchdown while starting a career-best four of 12 games played as a junior ... recorded only career touchdown by falling on a Tony Burks fumble in the endzone against West Virginia ... appeared in 11 games, starting one as a sophomore and registered seven receptions for

41 yards while returning two three kickoffs for 48 yards ... sat out the 2004 season to establish eligibility after transferring from Toledo ... redshirted as a freshman at Toledo in 2003.

### Personal:

Full name Lance Christopher Long ... majored in Management ... helped lead Utica Eisenhower High School (Shelby Township, MI) to a 33-6 record during his three years of prep football, starting the final two seasons as a wide receiver and free safety ... was named second-team all-state as a senior ... caught 45 passes for 980 yards and eight touchdowns during his senior season as well as had seven interceptions in the secondary ... his team finished second in the state during his sophomore and junior seasons.



## CARLTON MEDDER

**COLLEGE:** Florida

**DOB:** December 1, 1984

**HOMETOWN:** Clermont, FL

# 66

**GUARD / 6-5 / 319**

### College Career:

Saw action in 40 career games, earning 27 consecutive starts between his junior and senior campaigns at right tackle ... as a senior in 2007, started all 13 games at right tackle and was an All-SEC second-team selection ... part of an offensive line unit that did not allow a sack in seven of 13 contests ... graded out at a career-best and team-high 94 percent against Troy and was named the player of the game for UF... helped provide protection for an offense that went over 500 yards in total offense in

seven games and ranked as the SEC's No. 1, and the nation's third-best scoring offense ... aided the UF running attack to the third-best rushing offense in the SEC ... as a junior, started all 14 games at right tackle helping the Gators win the National Championship with a victory over Ohio State at University of Phoenix Stadium ... saw action in all 12 games primarily as a member of the field goal and extra-point protection packages on special teams as a sophomore ... worked with the scout team in 2003 and did not see any game action.

**Personal:**

Full name Carlton Kabaka Medder ... three-year starter and senior captain at South Lake (FL) High School ... named first-team All-State (5A) as a senior and All-district as a junior and senior ... Team Offensive MVP as a senior ... named to the All-Central Florida Team ... Co-recipient of the District 8 Florida Athletic Coaches Association Offensive Player of the Year ... played in the East-West All-Star Game ... also played defensive

line as a senior ... a three-year track athlete who competed in the shotput and discus events and participated in weightlifting ... was born in Brooklyn, NY ... an active member of Goodwill Gators who participated in Jump Rope for Heart, Adopt-A-Team and an Orlando Middle School Visit ... graduated with his degree in Anthropology in the fall of 2007 ... played in the Texas vs. Nation game in February 2008 in El Paso, TX.

**ANTHONY MORRELLI****COLLEGE:** Penn State**DOB:** May 21, 1985**HOMETOWN:** Pittsburgh, PA**12****QUARTERBACK / 6-4 / 231****College Career:**

Finished Penn State career ranked second in school history in pass completions (460), third in pass attempts (821), fifth in passing yards (5,275) and sixth in touchdown passes (31) ... started 25 of 37 games played in four years, including starting 25 of 26 contests over final two seasons ... had 19 career interceptions and rushed for 121 yards on 92 attempts with one touchdown ... Head Coach Joe Paterno said he has never coached a more talented quarterback ... started 12 of 13 games as a senior and completed 234 passes, topping his previous school record of 208 in 2006 (old mark was 193 by Wally Richardson in 1995) ... recorded 402 pass attempts in 2007 to beat his 2006 school record of 386, which broke the old mark of 335 by Richardson in 1995 ... 2,651 passing yards in 2007 finished just shy of the PSU single-season record of 2,679 yards by Collins in 1994 ... his 19 touchdown passes as a senior are topped only by Kerry Collins (21 in 1994), Tony Sacca (21 in 1991) and Todd Blackledge (22 in 1982) on the school's single-season list ... became full time starter as junior in 2006 setting school records as he completed 208-of-386 attempts (53.9%) for 2,424 yards, 11 touchdowns and eight interceptions ... played in six contests as a sophomore in 2005 behind starter Michael Robinson ... registered 155 passing yards with a score on 13-of-20 attempts and also ran for a touchdown ... in 2004, made his collegiate debut as a true freshman in the season-opener vs. Akron, completing two of six pass attempts for 23 yards ... appeared in five games that season, completing 5-of-13 throws for 45 yards and an interception.

**Personal:**

Full name Anthony Michael Morelli ... fired a 50-yard pass in front of a packed Three Rivers Stadium crowd to win the NFL's Punt, Pass and Kick competition when he was 10-years old ... attended Penn Hills (Pittsburgh, PA) High School and was the most decorated quarterback to come out of the school, where he was the first four-year starter ... during his junior year, he passed for 1,880 yards and threw 20 touchdown passes ... followed that up with a senior campaign in which he threw for 1,575 yards and 16 touchdowns ... for his career, he threw for 5,255 yards and 57 touchdowns ... was named to the USA Today Top 25 Supreme Team, and was a Super Prep All-American as a senior ... two-time Associated Press Class AAAA All-State pick, as well as a two-time Western Pennsylvania district all-star, Pittsburgh Post-Gazette Fabulous 22 and Pittsburgh Tribune-Review Terrific 25 selection ... led Penn Hills to the Western Pennsylvania district semifinals as a junior and senior ... played in the 2004 Big 33 Classic ... also played basketball one year, but stopped playing in order to prepare himself for football year-round ... graduated with a 3.3 grade-point average and was the recipient of the President's Education Award for outstanding academic achievement.



## BRYAN ROBINSON

**COLLEGE:** Wesley College (DE)

**DOB:** January 25, 1986

**HOMETOWN:** Dover, DE

# 71

**DEFENSIVE END / 6-3 / 297**

### College Career:

Started all 51 career games played in his four years at Wesley ... set school records with 96.5 career tackles for loss and 47.0 career sacks ... also recorded 332 tackles, 26 pass defenses, 13 forced fumbles, six fumble recoveries and eight blocks during his career ... as a senior, was named ECAC Southwest Region Defensive Player of the Year and ACFC Defensive Player of the Year for the second straight year after registering 88 tackles, 11.5 sacks, 28.0 tackles for loss, nine passes defended, one forced fumble and two blocks in 13 games ... as a junior, was named ACFC Defensive Player of the Year after finishing second on the team with 98 tackles and finishing among national leaders with 13.5 sacks and a career-high 30.5 TFL in 14 games ... also broke up six passes, recovered two fumbles and caused two more ... finished the year with two three-sack games ... turned in his best statistical season as a sophomore recording career-highs with 106 tackles (second on the

team) a team leading 25.5 tackles for loss, 16.5 sacks, 11 passes defended, seven forced fumbles and three blocked kicks while also recovering two fumbles ... earned All-ACFC First Team honors as a freshman after finishing second on the team with 5.5 sacks as well as totaling 40 tackles, including a team-high 12.5 for loss ... also registered two fumble recoveries, two forced fumbles and a blocked kick in 10 games played.

### Personal:

Full name Bryan Phillip Robinson ... graduated from Caesar Rodney (DE) High School ... as a senior, was named Offensive and Defensive Lineman of the Year as well as being selected all-Conference and All-State on both offense and defense ... two time state wrestling champ and was ranked 10th nationally in the Heavyweight division as a senior ... has a daughter named Jada ... two uncles, Norman and Donald Robinson, played defensive tackle at Delaware State.



## HERCULES SATELE

**COLLEGE:** Hawaii

**DOB:** July 18, 1985

**HOMETOWN:** Long Beach, CA

# 67

**GUARD / 6-2 / 308**

### College Career:

Started all 13 games as a senior and was named first team all-Western Athletic Conference, SI.com Honorable Mention All-America and to the FWAA All-America Team ... key member of offensive line that ranked first in the country in scoring (46.2), second in passing (450.2), and third in total offense (529.2) during the regular season ... blocked for Heisman candidate QB Colt Brennan ... helped Hawaii to an undefeated regular season and a the school's first ever appearance in the Bowl Championship Series when they player Georgia in the Sugar Bowl ... as a junior, started all 14 games at left guard ... saw limited action in five games as a sophomore in 2005 ... as a freshman in 2004, saw limited action in five games ... redshirted in 2003.

### Personal:

Full name Hercules Sialao Satele ... a 2003 graduate of Long Beach (CA) Poly High School ... earned three letters in football and one in volleyball ... played five positions on the line during his prep career and occasionally played on the defensive line ... three-time all-league performer ... named first-team all-state as a senior ... also a second-team all-state performer his senior year and named to the Long Beach Press Telegram "Dream Team" ... team won the Moore League all three seasons ... member of state champions in his sophomore and junior seasons ... team captain his senior year ... his cousin is current Miami Dolphins center Samson Satele.



**2007 IN REVIEW**

## 2007 FINAL STATISTICS

## WON 8, LOST 8

Date	W/L/T	Score	Site/Opponent	Attendance
9/10	L	17-20	at San Francisco 49ers	68,111
9/16	W	23-20	Seattle Seahawks	64,542
9/23	L	23-26	at Baltimore Ravens	71,372
9/30	W	21-14	Pittsburgh Steelers	64,844
10/07	W	34-31	at St. Louis Rams	61,788
10/14	L	10-25	Carolina Panthers	64,403
10/21	L	19-21	at Washington Redskins	85,640
11/04	L	10-17	at Tampa Bay Buccaneers	85,267
11/11	W	31-21	Detroit Lions	64,753
11/18	W	35-27	at Cincinnati Bengals	85,403
11/25	L	31-37	San Francisco 49ers	64,483
12/02	W	27-21	Cleveland Browns	64,791
12/09	L	21-42	at Seattle Seahawks	68,193
12/16	L	24-31	at New Orleans Saints	70,007
12/23	W	30-27	Atlanta Falcons	64,159
12/30	W	48-19	St. Louis Rams	64,671

## TEAM

	Ariz.	Opp.
<b>Total First Downs</b> .....	<b>308</b>	<b>296</b>
Rushing	70	90
Passing	210	185
Penalty	28	23
3rd Down: Made/Att	75/203	87/218
3rd Down Pct.	36.9%	39.9%
4th Down: Made/Att	12/14	7/15
4th Down Pct.	85.7%	46.7%
<b>Possession Avg.</b> .....	<b>30:10</b>	<b>29:50</b>
<b>Total Net Yards</b> .....	<b>5505</b>	<b>5283</b>
Avg. Per Game	344.1	330.2
Total Plays	1016	1013
Avg. Per Play	5.4	5.2
<b>Net Yards Rushing</b> .....	<b>1440</b>	<b>1567</b>
Avg. Per Game	90.0	97.9
Total Rushes	402	407
Net Yards Passing	4065	3716
Avg. Per Game	254.1	232.3
Sacked/Yards Lost	24/163	36/242
Gross Yards	4228	3958
Attempts/Completions	590/356	570/361
Completion Pct.	60.3%	63.3%
Had Intercepted	24	18
<b>Punts/Average</b> .....	<b>80/40.0</b>	<b>73/43.6</b>
<b>Net Punting Avg.</b> .....	<b>32.0</b>	<b>37.1</b>
<b>Penalties/Yards</b> .....	<b>137/1128</b>	<b>118/881</b>
<b>Fumbles/Ball Lost</b> .....	<b>27/12</b>	<b>23/11</b>
<b>Touchdowns</b> .....	<b>49</b>	<b>45</b>
Rushing	9	13
Passing	32	26
Returns	8	6

## SCORE BY PERIODS

	Q1	Q2	Q3	Q4	Ot	Pts
Team	57	148	65	131	3	404
Opponents	88	114	99	92	6	399

## SCORING

	TD	RU	PA	RT	K-PAT	FG	S	PTS
Rackers	0	0	0	0	47/48	21/30	0	110
Fitzgerald	10	0	10	0	0/0	0/0	0	60
Boldin	9	0	9	0	0/0	0/0	0	54
James	7	7	0	0	0/0	0/0	0	42
Pope	5	0	5	0	0/0	0/0	0	30
Rolle	3	0	0	3	0/0	0/0	0	18
Johnson	2	0	2	0	0/0	0/0	0	12
Hood	2	0	0	2	0/0	0/0	0	12
Urban	2	0	2	0	0/0	0/0	0	12
Patrick	2	0	2	0	0/0	0/0	0	12
Wells	1	0	0	1	0/0	0/0	0	6
Hayes	1	0	0	1	0/0	0/0	0	6
Warner	1	1	0	0	0/0	0/0	0	6
Shipp	1	1	0	0	0/0	0/0	0	6
Breaston	1	0	0	1	0/0	0/0	0	6
Arrington	1	0	1	0	0/0	0/0	0	6
Bienemann	1	0	1	0	0/0	0/0	0	6
<b>Team</b>	<b>49</b>	<b>9</b>	<b>32</b>	<b>8</b>	<b>47/48</b>	<b>21/30</b>	<b>0</b>	<b>404</b>
<b>Opponents</b>	<b>45</b>	<b>13</b>	<b>26</b>	<b>6</b>	<b>39/39</b>	<b>28/33</b>	<b>2</b>	<b>399</b>

2-Pt. Conversions: Team 0-1, Opponents 2-5

## SACKS

Dockett 9.0, Pace 6.5, Smith 5.5, Hayes 4.0, Dansby 3.5, Blackstock 3.0, Berry 2.5, Taloya 2.0 Team: 36.0, Opponents: 24.0

## RUSHING

	No.	Yds	Avg	Long	TD
James	324	1222	3.8	27	7
Arrington	26	78	3.0	12	0
Leinart	11	42	3.8	20	0
Shipp	15	41	2.7	14	1
Warner	17	15	0.9	9	1
Boldin	1	14	14.0	14	0
Morey	1	13	13.0	13	0
Breaston	2	8	4.0	10	0
Rattay	2	5	2.5	5	0
Smith	1	3	3.0	3	0
Berger	1	0	0.0	0	0
Hasselbeck	1	-1	-1.0	-1	0
<b>Team</b>	<b>402</b>	<b>1440</b>	<b>3.6</b>	<b>27</b>	<b>9</b>
<b>Opponents</b>	<b>407</b>	<b>1567</b>	<b>3.9</b>	<b>75</b>	<b>13</b>

## RECEIVING

	No.	Yds	Avg	Long	TD
Fitzgerald	100	1409	14.1	48t	10
Boldin	71	853	12.0	44t	9
Johnson	46	528	11.5	30	2
Arrington	29	241	8.3	32	1
James	24	204	8.5	26	0
Pope	23	238	10.3	31	5
Urban	22	329	15.0	42	2
Morey	8	131	16.4	62	0
Breaston	8	92	11.5	22	0
Patrick	7	73	10.4	21	2
Smith	7	59	8.4	16	0
Bienemann	7	46	6.6	13	1
Shipp	4	25	6.3	9	0
<b>Team</b>	<b>356</b>	<b>4228</b>	<b>11.9</b>	<b>62</b>	<b>32</b>
<b>Opponents</b>	<b>361</b>	<b>3958</b>	<b>11.0</b>	<b>74t</b>	<b>26</b>

## 2007 TEAM MILESTONES

- The Cardinals finished the season with an 8-8 record, their best finish since 1998 when they finished 9-7. It marked the third time since moving to Arizona that the team finished with a .500 record or better (1994 and 1998).
- Arizona finished the season with a home record of 6-2, the best home record for the team since they finished 6-1 in 1976.
- The team established a new franchise record for passing touchdowns in a season with 32 in 2007, two more than the previous record of 30 established in 1963.
- Arizona finished with the NFL's fifth rated passing offense, totaling 4,065 net yards through the air.
- The Cardinals scored a total of 404 points on the year, an average of 25.3 points per game, and the second-highest point total in franchise history (423 in 1984). Arizona scored 30+ points in a game six times in 2007, the highest number since they accomplished the feat seven times in 1984.
- The Cardinals scored 20+ points in the final eight consecutive games, the longest streak since 1983-84 when the team scored 20+ points in 11 consecutive games.
- Arizona scored 49 total touchdowns in 2007, the fourth highest total in franchise history, including a new franchise record six touchdowns scored on interception returns.
- The Cardinals established a new franchise record and led the NFL in 2007 with 551 interception return yards.
- Arizona finished the season with a 94.0 scoring percentage inside the redzone in 2007, the second-best total in the NFL behind only New England's 94.4 percent.

## INTERCEPTIONS

	No.	Yds	Avg	Long	TD
Rolle	5	231	46.2	57	3
Hood	5	196	39.2	71t	2
Dansby	3	55	18.3	28	0
Wilson	2	20	10.0	20	0
Hayes	1	30	30.0	30t	1
Pace	1	14	14.0	14	0
Brown	1	5	5.0	5	0
Team	18	551	30.6	71t	6
Opponents	24	380	15.8	84t	3

## PUNTING

	No.	Yds	Avg	Net	TB	In	Lg	B
Barr	59	2385	40.4	31.7	5	15	61	1
Berger	20	813	40.7	33.0	2	6	56	0
Team	79	3198	40.0	32.0	7	21	61	1
Opponents	73	3181	43.6	37.1	4	20	60	0

## PUNT RETURNS

	Ret	FC	Yds	Avg	Long	TD
S.Breaston	42	6	395	9.4	73t	1
Team	42	6	395	9.4	73t	1
Opponents	38	15	496	13.1	75t	1

## PASSING

	Att.	Comp.	Yds.	Comp. %	Yds./Att.	TD	TD%	Int.	Int. %	Long	Sack/Lost	Rating
Warner	451	281	3417	62.3%	7.6	27	6.0%	17	3.8%	62	20/140	89.8
Leinart	112	60	647	53.6%	5.8	2	1.8%	4	3.6%	40	4/23	61.9
Rattay	27	15	164	55.6%	6.1	3	11.1%	3	11.1%	42	0/0	71.2
Boldin	0	0	0	0.0%	0.0%	0	0.0%	0	0.0%	0	0/0	0.0
Team	590	356	4228	60.3%	7.2	32	5.4%	24	4.1%	62	24/163	83.4
Opponents	570	361	3958	63.3%	6.9	26	4.6%	18	3.2%	74t	36/242	85.8

## KICKOFF RETURNS

	No.	Yds	Avg	Long	TD
Breaston	62	1391	22.4	59	0
Arrington	11	251	22.8	56	0
Morey	1	40	40.0	40	0
Team	74	1682	22.7	59	0
Opponents	60	1389	23.2	80	0

## FIELD GOALS

	1-19	20-29	30-39	40-49	50+
Rackers	2/2	5/5	6/8	5/6	3/9
Team	2/2	5/5	6/8	5/6	3/9
Opponents	1/1	9/10	10/10	8/10	0/2

## KICK-BY-KICK

**Rackers:** (35G)(28G, 53N, 52G, 42G)(48G, 47N, 40G, 41G)(52N)(50G, 39N, 32G)(50G)(55N)(47G)(23G)(54N)(19G, 32N)(33G, 19G)(50N)(54N, 26G)(32G, 29G, 31G)(23G, 33G)

**Opponents:** (33G, 30G)(28G, 28G)(21G, 28G, 43G, 46G)(46G, 35G, 31G)(33G, 43G, 24G, 45N, 45G)(41N)(32G, 58N, 26N)(41G, 38G)(19G, 55N)(37G, 22G)(23G, 41G)(31G)(23G, 21G)(37G, 42G)

**Fumbles Lost:** K.Warner 6, L.Fitzgerald 3, L.Pope 1, A.Johnson 1, A.Boldin 1 **Total:** 12

**Opponent Fumble Recoveries:** A.Smith 3, D.Dockett 2, C.Pace 2, D.Blackstock 1, B.Berry 1, R.Brown 1, T.Holt 1 **Total:** 11

## 2007 INDIVIDUAL MILESTONES

## Head Coach Ken Whisenhunt

- Led the team to an 8-8 record in his first season in Arizona, the first coach to do so since Buddy Ryan in 1994.
- Improved the Cardinals record by three wins over their 2006 total, the biggest improvement of any of the five rookie head coaches in 2007.

## WR Larry Fitzgerald

- Earned his second Pro Bowl invitation after leading the NFC in both receptions and receiving yards.
- Recorded the second 100-catch season and second 1,000-yard season of his career, hauling in 100 receptions for 1,409 yards and 10 touchdowns.
- Joined Anquan Boldin as the only receivers in franchise history with two 100-catch seasons.
- Recorded four 100-yard receiving games, giving him 13 for his career.
- Tied the franchise record with at least one touchdown in five consecutive games.

## WR Anquan Boldin

- Became the fastest receiver in NFL history to record 400 receptions, doing it in his 67th career game.
- Set a new career-high with 14 receptions vs. Baltimore in week three, totaling 181 yards, the second-highest total of his career.
- Established personal high with nine TD receptions despite playing in only 12 games.

## QB Kurt Warner

- Despite starting in only 11 games in 2007, threw 27 touchdown passes, the second-highest total in franchise history.
- Threw for multiple touchdowns in the last eight games of the season, the longest such streak of his career.
- Threw for a career-high 484 yards vs. San Francisco in week 12, which is also the second-highest yardage total in franchise history.
- Threw for 300+ yards in four games in 2007 and had five starts where he finished with a passer rating of 100.0 or higher.

## RB Edgerrin James

- Rushed for 1,222 yards in 2007, becoming only the second running back in franchise history with back-to-back 1,000 yard seasons.
- Moved into 13th place on the NFL's all-time rushing list.
- His 1,222 rushing yards marked the fifth highest total in franchise history.

## CB Antrel Rolle

- His three interception returns for touchdowns in 2007 led the NFL and tied for the second-most in NFL history for a single season.
- His two interception returns for touchdowns in week 11 at Cincinnati tied the NFL record for a single game.
- Totaled 231 interception return yards in 2007 which led the NFL.



## 2007 DEFENSIVE STATISTICS

Name	TT	UT	AT	TFL	Sacks/Yds	INT	PD	FF	FR	PRS	QB	QB	SPECIAL TEAMS					
													TT	UT	AT	FF	FR	BP/K
Karlos Dansby	117	85	32	4	3.5/27	3	8	4	-	3	2	1	-	1	-	-	-	
Gerald Hayes	115	89	26	3	4/23	1	3	1	-	4	1	-	-	-	-	-	-	
Calvin Pace	106	81	25	4	6.5/44	1	6	1	2	18	2	6	4	2	-	-	-	
Darnell Dockett	75	54	21	3	9/71	-	1	2	2	8	14	1	1	-	-	-	-	
Terrence Holt	75	55	20	2	-	-	1	1	1	-	-	-	-	-	-	-	-	
Antrel Rolle	72	48	24	1	-	5	9	-	-	-	2	5	4	1	-	-	-	
Rod Hood	65	54	11	1	-	5	21	-	-	-	1	-	-	-	-	-	-	
Antonio Smith	60	41	19	3	5.5/35	-	-	1	3	6	12	-	-	-	-	-	-	
Eric Green	56	46	10	1	-	-	12	-	-	-	-	-	-	-	-	-	-	
Adrian Wilson	54	36	18	4	-	2	3	-	-	3	2	-	-	-	-	-	-	
Gabe Watson	39	26	13	-	-	-	1	-	-	1	-	-	-	-	-	-	-	
Monty Beisel	33	20	13	-	-	-	-	-	-	1	-	23	16	7	-	-	-	
Bertrand Berry	26	22	4	1	2.5/29	-	2	-	1	8	3	-	-	-	-	-	-	
Ralph Brown	23	17	6	1	-	1	4	3	-	-	-	8	5	3	-	1	-	
Aaron Francisco	22	17	5	2	-	-	-	-	-	-	-	10	6	4	-	-	-	
Oliver Celestin	22	9	13	-	-	-	2	-	-	-	1	2	-	2	-	-	-	
Joe Tafoya	21	14	7	1	2/9	-	1	-	-	5	-	4	3	1	-	-	-	
Matt Ware	12	7	5	-	-	-	-	-	-	-	-	7	4	3	-	-	-	
Rodney Bailey	12	7	5	-	-	-	-	-	-	-	-	-	-	-	-	-	-	
Darryl Blackstock	11	8	3	-	3/22	-	1	-	1	1	-	11	6	5	1	-	-	
Alan Branch	10	8	2	-	-	-	1	-	-	-	3	-	-	-	-	-	-	
Chris Cooper	6	5	1	-	-	-	-	-	-	-	1	-	-	-	-	-	-	
Bo Schobel	2	-	2	-	-	-	-	-	-	-	-	-	-	-	-	-	-	
Ross Kolodziej	1	-	1	-	-	-	-	-	-	-	-	-	-	-	-	-	-	
Michael Adams	1	1	-	-	-	-	1	-	-	-	-	10	8	2	-	-	-	
Sean Morey	-	-	-	-	-	-	-	-	-	-	-	19	12	7	-	-	1	
Marcel Shipp	-	-	-	-	-	-	-	-	-	-	-	11	8	3	-	-	-	
Troy Bienemann	-	-	-	-	-	-	-	-	-	-	-	8	5	3	-	-	-	
Brandon Johnson	-	-	-	-	-	-	-	-	-	-	-	6	1	5	-	-	-	
Tim Euhus	-	-	-	-	-	-	-	-	-	-	-	4	2	2	-	-	-	
Mike Barr	-	-	-	-	-	-	-	-	-	-	-	4	4	-	-	-	-	
Neil Rackers	-	-	-	-	-	-	-	-	-	-	-	4	4	-	-	-	-	
Ben Patrick	-	-	-	-	-	-	-	-	-	-	-	2	1	1	-	-	-	
Jerheme Urban	-	-	-	-	-	-	-	-	-	-	-	2	-	2	-	-	-	
Nathan Hodel	-	-	-	-	-	-	-	-	-	-	-	1	1	-	-	-	-	
Mitch Berger	-	-	-	-	-	-	-	-	-	-	-	1	1	-	-	-	-	
Steve Breaston	-	-	-	-	-	-	-	-	-	-	-	1	1	-	-	-	-	
J.J. Arrington	-	-	-	-	-	-	-	-	-	-	-	1	1	-	-	-	-	

## MISCELLANEOUS:

**Sean Morey:** Blocked punt vs. Seattle Seahawks, Sept. 16

**Rod Hood:** 68-yard interception return for touchdown at St. Louis Rams, Oct. 7

**Antrel Rolle:** 55-yard interception return for touchdown at Cincinnati, Nov. 18

**Antrel Rolle:** 54-yard interception return for touchdown at Cincinnati, Nov. 18

**Rod Hood:** 71-yard interception return for touchdown vs. Cleveland, Dec. 2

**Antrel Rolle:** 47-yard interception return for touchdown vs. St. Louis, Dec. 30

**Gerald Hayes:** 30-yard interception return for touchdown vs. St. Louis, Dec. 30

## 2007 DEFENSIVE SUMMARIES

**SEPTEMBER 10, 2007**  
**CARDINALS AT SAN FRANCISCO 49ERS**  
**SCORE: 20-17 (L)**

Top Tacklers	Sacks	INTs	Forced Fumbles	Recovered Fumbles
K. Dansby (12)	G. Hayes (1)		T. Holt (1)	A. Smith (1)
A. Wilson (9)	D. Dockett (1)		K. Dansby (1)	
D. Dockett (6)	K. Dansby (.5)			
C. Pace (5)	B. Berry (.5)			

**SEPTEMBER 16, 2007**  
**CARDINALS VS. SEATTLE SEAHAWKS**  
**SCORE: 23-20 (W)**

Top Tacklers	Sacks	INTs	Forced Fumbles	Recovered Fumbles
G. Hayes (8)	A. Smith (1)		G. Hayes (1)	D. Dockett (1)
A. Wilson (6)				
K. Dansby (6)				
R. Hood (6)				
E. Green (6)				

**SEPTEMBER 23, 2007**  
**CARDINALS AT BALTIMORE RAVENS**  
**SCORE: 26-23 (L)**

Top Tacklers	Sacks	INTs	Forced Fumbles	Recovered Fumbles
G. Hayes (13)	K. Dansby (2)		D. Dockett (1)	B. Berry (1)
A. Wilson (10)	D. Dockett (1.5)			
K. Dansby (9)	A. Smith (.5)			
G. Watson (8)				

**SEPTEMBER 30, 2007**  
**CARDINALS VS. PITTSBURGH STEELERS**  
**SCORE: 21-14 (W)**

Top Tacklers	Sacks	INTs	Forced Fumbles	Recovered Fumbles
D. Dockett (9)	D. Dockett (2.5)	A. Wilson (1)	D. Dockett (1)	
C. Pace (9)	A. Smith (1)	R. Brown (1)		
A. Smith (7)	B. Berry (.5)			
K. Dansby (6)				
T. Holt (6)				

**OCTOBER 7, 2007**  
**CARDINALS AT ST. LOUIS RAMS**  
**SCORE: 34-31 (W)**

Top Tacklers	Sacks	INTs	Forced Fumbles	Recovered Fumbles
K. Dansby (17)	C. Pace (1)	R. Hood (2)		
G. Hayes (8)	B. Berry (1)	A. Wilson (1)		
R. Hood (5)				
C. Pace (5)				
A. Wilson (5)				

**OCTOBER 14, 2007**  
**CARDINALS VS. CAROLINA PANTHERS**  
**SCORE: 25-10 (L)**

Top Tacklers	Sacks	INTs	Forced Fumbles	Recovered Fumbles
M. Beisel (10)	A. Smith (1)			
G. Hayes (8)	D. Dockett (1)			
R. Hood (7)				
G. Watson (6)				

**OCTOBER 21, 2007**  
**CARDINALS AT WASHINGTON REDSKINS**  
**SCORE: 21-19 (L)**

Top Tacklers	Sacks	INTs	Forced Fumbles	Recovered Fumbles
C. Pace (9)	C. Pace (1)	C. Pace (1)		
M. Beisel (7)				
A. Wilson (6)				
E. Green (6)				
G. Hayes (5)				

**NOVEMBER 4, 2007**  
**CARDINALS AT TAMPA BAY BUCCANEERS**  
**SCORE: 17-10 (L)**

Top Tacklers	Sacks	INTs	Forced Fumbles	Recovered Fumbles
M. Beisel (15)	D. Dockett (2)			
D. Dockett (10)	G. Hayes (1)			
G. Hayes (10)				
A. Rolle (10)				
C. Pace (9)				

*(Defensive Summaries continued on page 250)*



*(Defensive Summaries continued from page 249)*

**NOVEMBER 11, 2007  
CARDINALS VS. DETROIT LIONS  
SCORE: 31-21 (W)**

Top Tacklers	Sacks	INTs	Forced Fumbles	Recovered Fumbles
C. Pace (7) E. Green (7) A. Rolle (6) D. Dockett (5)	C. Pace (2.5) D. Blackstock (1) B. Berry (.5)	K. Dansby (2)	C. Pace (1) K. Dansby (1) A. Smith (1)	C. Pace (1) D. Dockett (1) A. Smith (1)

**NOVEMBER 18, 2007  
CARDINALS AT CINCINNATI BENGALS  
SCORE: 35-27 (W)**

Top Tacklers	Sacks	INTs	Forced Fumbles	Recovered Fumbles
E. Green (15) G. Hayes (9) K. Dansby (9) R. Hood (7)	D. Blackstock (1)	A. Rolle (3)	K. Dansby (1)	T. Holt (1)

**NOVEMBER 25, 2007  
CARDINALS VS. SAN FRANCISCO 49ERS  
SCORE: 37-31 (L-OT)**

Top Tacklers	Sacks	INTs	Forced Fumbles	Recovered Fumbles
G. Hayes (14) K. Dansby (10) O. Celestin (10) C. Pace (8)	J. Tafoya (1) K. Dansby (1) G. Hayes (1)		R. Brown (1)	

**DECEMBER 2, 2007  
CARDINALS VS. CLEVELAND BROWNS  
SCORE: 27-21 (W)**

Top Tacklers	Sacks	INTs	Forced Fumbles	Recovered Fumble
A. Rolle (11) K. Dansby (9) T. Holt (7) C. Pace (6)	D. Blackstock (1)	R. Hood (2)		A. Smith (1)

**DECEMBER 9, 2007  
CARDINALS AT SEATTLE SEAHAWKS  
SCORE: 42-21 (L)**

Top Tacklers	Sacks	INTs	Forced Fumbles	Recovered Fumbles
K. Dansby (13) C. Pace (8) T. Holt (6) O. Celestin (4) D. Dockett (4)	C. Pace (1)		K. Dansby (1)	

**DECEMBER 16, 2007  
CARDINALS AT NEW ORLEANS SAINTS  
SCORE: 31-24 (L)**

Top Tacklers	Sacks	INTs	Forced Fumbles	Recovered Fumbles
G. Hayes (11) K. Dansby (10) C. Pace (1) A. Francisco (8) T. Holt (7) A. Rolle (7)	G. Hayes (1)		R. Brown (1)	D. Blackstock (1) K. Dansby (1)

**DECEMBER 23, 2007  
CARDINALS VS. ATLANTA FALCONS  
SCORE: 30-27 (W-OT)**

Top Tacklers	Sacks	INTs	Forced Fumbles	Recovered Fumbles
C. Pace (10) A. Francisco (7) A. Rolle (7) K. Dansby (6)	C. Pace (1) A. Smith (1)	R. Hood (1)		

**DECEMBER 30, 2007  
CARDINALS VS. ST. LOUIS RAMS  
SCORE: 48-19 (W)**

Top Tacklers	Sacks	INTs	Forced Fumbles	Recovered Fumbles
C. Pace (6) G. Hayes (6) R. Hood (5) K. Dansby (5) D. Dockett (4) A. Smith (4)	J. Tafoya (1) A. Smith (1) D. Dockett (1)	A. Rolle (2)	R. Brown (1) G. Hayes (1)	

## STARTING LINEUPS

## Offense

Opponent, Date	WR	LT	LG	C	RG	RT	TE	WR	QB	RB	FB
at San Francisco, Sep. 10	Boldin	Gandy	Wells	Johnson	Lutui	L. Brown	Pope	Fitzgerald	Leinart	James	T. Smith
	WR	LT	LG	C	RG	RT	TE	WR	QB	RB	TE
Seattle, Sep. 16	Boldin	Gandy	Wells	Sendlein	Lutui	L. Brown	Pope	Fitzgerald	Leinart	James	Bienemann
at Baltimore, Sep. 23	Boldin	Gandy	Wells	Sendlein	Lutui	L. Brown	Pope	Fitzgerald	Leinart	James	Bienemann
	WR	LT	LG	C	RG	RT	TE	WR	QB	RB	FB
Pittsburgh, Sep. 30	Johnson	Gandy	Wells	Johnson	Lutui	E. Brown	Pope	Fitzgerald	Leinart	James	T. Smith
at St. Louis, Oct. 7	Johnson	Gandy	Wells	Johnson	Lutui	E. Brown	Pope	Fitzgerald	Leinart	James	T. Smith
Carolina, Oct. 14	Johnson	Gandy	Wells	Johnson	Lutui	E. Brown	Pope	Fitzgerald	Warner	James	T. Smith
	WR	LT	LG	C	RG	RT	WR	WR	QB	RB	WR
at Washington, Oct. 21	Boldin	Gandy	Wells	Johnson	Lutui	E. Brown	B. Johnson	Fitzgerald	Warner	James	Urban
	WR	LT	LG	C	RG	RT	TE	WR	QB	RB	TE
at Tampa Bay, Nov. 4	Boldin	Gandy	Wells	Johnson	Lutui	E. Brown	Pope	Fitzgerald	Warner	James	Bienemann
	WR	LT	LG	C	RG	RT	TE	WR	QB	RB	FB
Detroit, Nov. 11	Boldin	Gandy	Wells	Johnson	Lutui	L. Brown	Pope	Fitzgerald	Warner	James	T. Smith
at Cincinnati, Nov. 18	Boldin	Gandy	Wells	Johnson	Lutui	L. Brown	Pope	Fitzgerald	Warner	James	T. Smith
San Francisco, Nov. 25	Boldin	Gandy	Wells	Johnson	Lutui	L. Brown	Pope	Fitzgerald	Warner	James	T. Smith
	WR	LT	LG	C	RG	RT	TE	WR	QB	RB	TE
Cleveland, Dec. 2	Boldin	Gandy	Wells	Johnson	Lutui	L. Brown	Pope	B. Johnson	Warner	James	Patrick
	WR	LT	LG	C	RG	RT	WR	WR	QB	RB	FB
at Seattle, Dec. 9	B. Johnson	Gandy	Wells	Johnson	Lutui	L. Brown	Urban	Fitzgerald	Warner	James	T. Smith
	WR	LT	LG	C	RG	RT	TE	WR	QB	RB	FB
at New Orleans, Dec. 16	B. Johnson	Gandy	Wells	Johnson	Lutui	L. Brown	Patrick	Fitzgerald	Warner	James	T. Smith
	WR	LT	LG	C	RG	RT	WR	WR	QB	RB	FB
Atlanta, Dec. 23	Boldin	Gandy	Wells	Johnson	Lutui	L. Brown	B. Johnson	Fitzgerald	Warner	James	T. Smith
	WR	LT	LG	C	RG	RT	TE	WR	QB	RB	TE
St. Louis, Dec. 30	Boldin	Gandy	Wells	Johnson	Vincent	L. Brown	Patrick	Fitzgerald	Warner	James	Bienemann

## Defense

Opponent, Date	LE	NT	UT	RE	SLB	MLB	WLB	LCB	RCB	SS	FS
at San Francisco, Sep. 10	Smith	Watson	Dockett	Berry	Pace	Hayes	Dansby	Hood	Green	Wilson	Holt
	LE	NT	UT	RE	SLB	MLB	WLB	LCB	RCB	SS	FS
Seattle, Sept. 16	Pace	Watson	Dockett	Berry	Hayes	Dansby	Rolle	Hood	Green	Wilson	Holt
at Baltimore, Sep. 23	Pace	Watson	Dockett	Berry	Hayes	Dansby	Rolle	Hood	Green	Wilson	Holt
	LE	NT	UT	RE	SLB	MLB	WLB	LCB	RCB	SS	FS
Pittsburgh, Sep. 30	Smith	Watson	Dockett	Berry	Pace	Hayes	Dansby	Hood	Green	Wilson	Holt
	LE	NT	UT	RE	SLB	MLB	WLB	LCB	RCB	SS	FS
at St. Louis, Oct. 7	Pace	Watson	Dockett	Berry	Hayes	Dansby	Rolle	Hood	Green	Wilson	Holt
	LE	NT	UT	RE	SLB	MLB	WLB	LCB	RCB	SS	FS
Carolina, Oct. 14	Smith	Watson	Dockett	Berry	Pace	Hayes	Dansby	Hood	Green	Wilson	Holt
at Washington, Oct. 21	Smith	Watson	Dockett	Berry	Pace	Hayes	Beisel	Hood	Green	Wilson	Holt
at Tampa Bay, Nov. 4	Smith	Watson	Dockett	Berry	Pace	Hayes	Beisel	Hood	Green	Wilson	Holt
Detroit, Nov. 11	Smith	Watson	Dockett	Berry	Pace	Hayes	Dansby	Hood	Green	Wilson	Holt
at Cincinnati, Nov. 18	Smith	Watson	Dockett	Tafoya	Pace	Hayes	Dansby	Hood	Green	Celestin	Holt
San Francisco, Nov. 25	Smith	Watson	Dockett	Tafoya	Pace	Hayes	Dansby	Hood	Green	Celestin	Holt
Cleveland, Dec. 2	Smith	Watson	Dockett	Tafoya	Pace	Hayes	Dansby	Hood	Rolle	Celestin	Holt
at Seattle, Dec. 9	Smith	Watson	Dockett	Tafoya	Pace	Hayes	Dansby	Hood	Rolle	Celestin	Holt
at New Orleans, Dec. 16	Smith	Watson	Dockett	Tafoya	Pace	Hayes	Dansby	Hood	Rolle	Francisco	Holt
Atlanta, Dec. 23	Smith	Watson	Dockett	Tafoya	Pace	Hayes	Dansby	Hood	Rolle	Francisco	Holt
St. Louis, Dec. 30	Smith	Watson	Dockett	Tafoya	Pace	Hayes	Dansby	Hood	Rolle	Francisco	Holt

## FIVE CARDINALS NAMED NFC PLAYER OF THE WEEK IN '07

In 2007 the Cardinals earned Player of the Week honors five times, the highest total since 1998 when Arizona had six players garner Player of the Week honors and the second-highest total since the award was created in 1984.

Rookie wide receiver Steve Breaston started the season strong after being named "NFC Special Teams Player of the Week" following a victory in week four against Pittsburgh. In that game, he returned a Steelers punt 73 yards for a touchdown to put the Cardinals ahead 14-7 in the fourth quarter. Breaston's return was the first Cardinals punt return touchdown since September 12, 1993.

The following week, cornerback Roderick Hood was named "NFC Defensive Player of the Week" after recording a career-high two interceptions in the Cardinals victory at St. Louis, including one that he returned 68-yards for a touchdown to put the Cardinals ahead 27-20 in the fourth quarter.

In his first game back after missing the previous two contests due to a knee injury, linebacker Karlos Dansby was named "NFC Defensive Player of the Week" for his performance in a week 10 victory over Detroit. He led the way by collecting two interceptions, a forced fumble, four tackles and two passes defended.

Converting turnovers to points was the key to cornerback Antrel Rolle becoming the first Cardinals defensive player since the "Player of the Week" award was created to win it twice in one season. Rolle earned his first "NFC Defensive Player of the Week" award at Cincinnati in week 11 by registering three interceptions, two of which he returned for touchdowns, tying the NFL record for a single game. He earned his second honor in a season ending victory over St. Louis in which he collected two interceptions and returned one 47 yards for a touchdown.

## GAME-BY-GAME OFFENSE

	9/10 @ SF	9/16 vs. Sea	9/23 @ Bal	9/30 vs. Pit	10/7 @ StL	10/14 vs. Car	10/21 @ Was	11/4 @ TB	11/11 vs. Det	11/18 @ Cin	11/25 vs. SF	12/2 vs. Cle	12/9 @ Sea	12/16 @ NO	12/23 vs. Atl	12/30 vs. StL	Totals
<b>First Downs</b>	<b>20</b>	<b>20</b>	<b>17</b>	<b>19</b>	<b>24</b>	<b>10</b>	<b>19</b>	<b>9</b>	<b>21</b>	<b>17</b>	<b>25</b>	<b>18</b>	<b>23</b>	<b>17</b>	<b>24</b>	<b>25</b>	<b>308</b>
Rushing	9	5	5	8	7	3	3	1	3	4	4	5	3	4	1	5	70
Passing	7	15	11	10	15	7	13	8	15	11	18	9	18	13	22	18	210
Penalty	4	0	1	1	2	0	3	0	3	2	3	4	2	0	1	2	28
<b>Third Downs</b>	<b>15</b>	<b>12</b>	<b>12</b>	<b>14</b>	<b>13</b>	<b>13</b>	<b>16</b>	<b>10</b>	<b>11</b>	<b>11</b>	<b>14</b>	<b>12</b>	<b>10</b>	<b>11</b>	<b>16</b>	<b>13</b>	<b>203</b>
Converted	6	6	4	7	5	5	6	2	5	3	4	4	3	3	6	6	75
Efficiency	40.0%	50.0%	33.3%	50.0%	38.5%	38.5%	37.5%	20.0%	45.5%	27.3%	28.6%	33.3%	30.0%	27.3%	38.0%	46.2%	36.9%
<b>Fourth Downs</b>	<b>0</b>	<b>0</b>	<b>0</b>	<b>1</b>	<b>1</b>	<b>0</b>	<b>2</b>	<b>0</b>	<b>0</b>	<b>0</b>	<b>2</b>	<b>0</b>	<b>2</b>	<b>2</b>	<b>1</b>	<b>3</b>	<b>14</b>
Converted	0	0	0	1	1	0	1	0	0	0	2	0	1	2	1	3	12
Efficiency	0%	0%	0%	100%	100%	0%	50%	0%	0%	0%	100%	0%	50%	100%	100%	100%	85.7%
<b>Total Net Yards</b>	<b>261</b>	<b>431</b>	<b>364</b>	<b>301</b>	<b>383</b>	<b>255</b>	<b>364</b>	<b>195</b>	<b>319</b>	<b>247</b>	<b>552</b>	<b>302</b>	<b>355</b>	<b>317</b>	<b>437</b>	<b>422</b>	<b>5505</b>
Plays	67	63	55	62	73	53	73	42	67	55	77	57	67	54	80	71	1016
Avg./Play	3.9	6.8	6.6	4.9	5.2	4.8	5.0	4.6	4.8	4.5	7.2	5.3	5.3	5.9	5.5	5.9	5.4
<b>Net Yards Rushing</b>	<b>161</b>	<b>132</b>	<b>61</b>	<b>86</b>	<b>102</b>	<b>96</b>	<b>84</b>	<b>23</b>	<b>73</b>	<b>50</b>	<b>96</b>	<b>133</b>	<b>50</b>	<b>103</b>	<b>68</b>	<b>122</b>	<b>1440</b>
Attempts	38	26	14	25	31	25	30	12	28	24	24	27	16	22	28	32	402
Avg./Rush	4.2	5.1	4.4	3.4	3.3	3.8	2.8	1.9	2.6	2.1	4.0	4.9	3.1	4.7	2.4	3.8	3.6
Touchdowns	1	1	0	1	1	1	0	1	0	1	1	0	0	0	0	1	9
<b>Net Yards Passing</b>	<b>100</b>	<b>299</b>	<b>303</b>	<b>215</b>	<b>281</b>	<b>159</b>	<b>280</b>	<b>172</b>	<b>246</b>	<b>197</b>	<b>456</b>	<b>169</b>	<b>305</b>	<b>214</b>	<b>369</b>	<b>300</b>	<b>4065</b>
Sacks	1	0	1	2	1	2	1	0	2	3	4	0	5	2	0	0	24
Yards Lost	2	0	8	10	9	21	3	0	15	14	30	0	32	19	0	0	163
Gross Yards	102	299	311	225	290	180	283	172	261	211	486	169	337	233	369	300	4228
Attempts	28	37	40	35	41	26	42	30	37	28	49	30	46	30	52	39	590
Completions	14	23	24	21	21	14	28	10	27	16	35	18	28	19	35	23	356
Pct.	50.0%	62.1%	60.0%	60.0%	51.2%	53.8%	66.7%	33.3%	73.0%	57.1%	71.4%	60.0%	60.9%	63.3%	67.3%	58.9%	60.3%
Touchdowns	1	1	2	1	1	0	3	0	4	2	3	2	3	3	3	3	32
Interceptions	2	1	0	2	3	2	2	1	0	2	2	1	5	1	0	2	24
Yards Per Attempt	3.4	8.1	7.4	5.8	6.7	5.7	6.5	5.7	6.3	6.4	8.6	5.6	6.0	6.7	6.8	7.7	7.2
<b>Kickoffs-EZ-TB</b>	<b>4-0-0</b>	<b>6-4-4</b>	<b>6-4-3</b>	<b>4-3-1</b>	<b>6-5-1</b>	<b>3-2-1</b>	<b>3-1-0</b>	<b>3-1-1</b>	<b>6-5-2</b>	<b>6-2-1</b>	<b>4-2-1</b>	<b>6-0-0</b>	<b>5-0-0</b>	<b>5-4-0</b>	<b>5-3-0</b>	<b>9-6-2</b>	<b>79-42-17</b>
<b>Punting</b>	<b>7</b>	<b>4</b>	<b>4</b>	<b>5</b>	<b>4</b>	<b>7</b>	<b>5</b>	<b>7</b>	<b>4</b>	<b>7</b>	<b>6</b>	<b>5</b>	<b>4</b>	<b>3</b>	<b>7</b>	<b>1</b>	<b>80</b>
Average	37.0	40.8	43.3	39.4	45.0	45.1	42.6	42.0	35.5	32.9	36.2	40.2	43.3	46.3	37.1	40.0	40.0
Net Average	34.1	33.3	19.5	34.4	33.3	38.7	30.8	39.3	33.3	28.1	18.7	30.0	34.8	46.3	29.0	30.0	32.0
Had Blocked	0	0	0	0	0	0	0	0	0	1	0	0	0	0	0	0	1
<b>FG-PAT Had Blocked</b>	<b>0-0</b>	<b>0-0</b>	<b>0-0</b>	<b>0-0</b>	<b>1-0</b>	<b>0-0</b>	<b>0-1</b>	<b>0-0</b>	<b>0-0</b>	<b>0-0</b>	<b>0-0</b>	<b>0-0</b>	<b>0-0</b>	<b>0-0</b>	<b>0-0</b>	<b>0-0</b>	<b>1-1</b>
<b>Penalties/Yards</b>	<b>10-71</b>	<b>7-55</b>	<b>6-65</b>	<b>5-30</b>	<b>11-98</b>	<b>11-101</b>	<b>9-75</b>	<b>8-64</b>	<b>9-70</b>	<b>11-101</b>	<b>10-70</b>	<b>11-75</b>	<b>7-55</b>	<b>10-78</b>	<b>4-57</b>	<b>8-63</b>	<b>137-1128</b>
<b>Fumbles/Lost</b>	<b>1-0</b>	<b>0-0</b>	<b>1-1</b>	<b>3-2</b>	<b>2-0</b>	<b>4-2</b>	<b>3-1</b>	<b>0-0</b>	<b>3-3</b>	<b>0-0</b>	<b>3-2</b>	<b>1-0</b>	<b>1-0</b>	<b>3-1</b>	<b>1-0</b>	<b>1-0</b>	<b>27-12</b>
<b>Touchdowns</b>	<b>2</b>	<b>2</b>	<b>2</b>	<b>3</b>	<b>4</b>	<b>1</b>	<b>3</b>	<b>1</b>	<b>4</b>	<b>5</b>	<b>4</b>	<b>3</b>	<b>3</b>	<b>3</b>	<b>3</b>	<b>6</b>	<b>49</b>
Rushing	1	1	0	1	1	1	0	1	0	1	1	0	0	0	0	1	9
Passing	1	1	2	1	1	0	3	0	4	2	3	2	3	3	3	3	32
Returns	0	0	0	1	2	0	0	0	0	2	0	1	0	0	0	2	8
<b>PAT: 2-Point Made/Att.</b>	<b>2-2</b>	<b>2-2</b>	<b>2-2</b>	<b>3-3</b>	<b>4-4</b>	<b>1-1</b>	<b>1-3</b>	<b>1-1</b>	<b>4-4</b>	<b>5-5</b>	<b>4-4</b>	<b>3-3</b>	<b>3-3</b>	<b>3-3</b>	<b>3-3</b>	<b>5-6</b>	<b>47-49</b>
Kicking Made/Att.	2-2	2-2	2-2	3-3	4-4	1-1	1-2	1-1	4-4	5-5	4-4	3-3	3-3	3-3	3-3	6-6	47-48
2-pt Rushing Made/Att.	0-0	0-0	0-0	0-0	0-0	0-0	0-0	0-0	0-0	0-0	0-0	0-0	0-0	0-0	0-0	0-0	0-0
2-pt Passing Made/Att.	0-0	0-0	0-0	0-0	0-0	0-0	0-1	0-0	0-0	0-0	0-0	0-0	0-0	0-0	0-0	0-0	0-1
<b>Field Goals Made/Att.</b>	<b>1-1</b>	<b>3-4</b>	<b>3-4</b>	<b>0-1</b>	<b>2-3</b>	<b>1-1</b>	<b>0-1</b>	<b>1-1</b>	<b>1-1</b>	<b>0-1</b>	<b>1-2</b>	<b>2-2</b>	<b>0-1</b>	<b>1-2</b>	<b>3-3</b>	<b>2-2</b>	<b>21-30</b>
<b>Safeties Yielded</b>	<b>0</b>	<b>0</b>	<b>0</b>	<b>0</b>	<b>0</b>	<b>0</b>	<b>0</b>	<b>0</b>	<b>0</b>	<b>0</b>	<b>0</b>	<b>0</b>	<b>1</b>	<b>0</b>	<b>0</b>	<b>0</b>	<b>1</b>
<b>Points Scored</b>	<b>17</b>	<b>23</b>	<b>23</b>	<b>21</b>	<b>34</b>	<b>10</b>	<b>19</b>	<b>10</b>	<b>31</b>	<b>35</b>	<b>31</b>	<b>27</b>	<b>21</b>	<b>24</b>	<b>30</b>	<b>48</b>	<b>404</b>
<b>Time Of Possession</b>	<b>34:32</b>	<b>32:06</b>	<b>22:17</b>	<b>27:48</b>	<b>30:51</b>	<b>28:53</b>	<b>34:42</b>	<b>16:53</b>	<b>34:28</b>	<b>27:33</b>	<b>38:32</b>	<b>30:03</b>	<b>30:37</b>	<b>28:08</b>	<b>37:09</b>	<b>35:53</b>	<b>30:10</b>

# GAME-BY-GAME DEFENSE

	9/10 @ SF	9/16 vs Saa	9/23 @ Bal	9/30 vs Pit	10/7 @ SIL	10/14 vs Car	10/21 @ Was	11/4 @ TB	11/11 vs Det	11/18 @ Cin	11/25 vs SF	12/2 vs Cle	12/8 @ Saa	12/16 @ NO	12/23 vs Atl	12/30 vs SIL	Totals
<b>First Downs</b>	16	18	23	17	24	14	10	18	16	21	21	21	21	24	21	13	298
Rushing	7	5	9	6	4	5	5	8	1	4	5	7	6	8	6	4	90
Passing	7	13	13	10	16	7	4	9	13	16	15	12	13	15	13	9	185
Penalty	2	0	1	1	4	2	1	1	2	1	1	2	2	1	2	0	23
<b>Third Downs</b>	12	13	18	15	13	18	12	21	10	14	13	11	12	9	15	12	218
Converted	3	4	12	5	5	6	4	12	4	8	4	4	4	4	6	2	87
Efficiency	25.0%	30.8%	66.7%	33.3%	38.5%	33.3%	33.3%	57.1%	40.0%	57.1%	30.8%	36.4%	33.3%	44.4%	40.0%	16.7%	39.9%
<b>Fourth Downs</b>	1	1	0	1	0	0	0	0	1	2	2	1	1	1	1	3	15
Converted	1	1	0	1	0	0	0	0	0	0	0	0	1	1	1	1	7
Efficiency	100%	100%	0.0%	100%	0%	0%	0%	0%	0%	0%	0%	0%	100%	100%	100%	33.3%	46.7%
<b>Total Net Yards</b>	194	362	381	282	375	374	160	350	247	396	374	379	349	421	405	234	5283
Plays	56	61	71	62	68	65	47	77	57	73	67	63	62	60	67	57	1013
Avg./Play	3.5	6.1	5.4	4.5	5.5	5.8	3.4	4.5	4.3	5.4	5.6	6.0	5.6	7.0	6.0	4.1	5.2
<b>Net Yards Rushing</b>	92	92	129	77	123	181	73	162	-18	72	137	84	80	114	102	75	1567
Attempts	22	24	30	26	23	30	28	46	8	20	25	21	28	29	23	24	407
Avg./Rush	4.2	3.5	4.3	3.0	5.3	6.0	2.6	3.5	-2.2	3.6	5.5	4.0	2.9	3.9	4.4	3.1	3.9
Touchdowns	2	1	0	0	0	1	2	1	1	0	2	0	0	2	1	0	13
<b>Net Yards Passing</b>	102	278	252	205	252	193	87	188	265	324	237	295	269	307	303	159	3716
Sacks	3	1	4	4	2	2	1	3	4	1	3	1	1	1	2	3	36
Yards Lost	24	3	29	39	10	13	8	8	31	5	19	9	3	8	12	21	242
Gross Yards	126	281	281	244	262	206	95	196	294	329	256	304	272	315	315	180	3958
Attempts	31	36	37	32	43	33	18	28	45	52	39	41	33	30	42	30	570
Completions	15	22	28	17	24	20	12	18	32	37	25	21	22	26	28	14	361
Pct.	48.4%	61.1%	75.7%	53.1%	55.8%	60.6%	66.7%	64.3%	71.1%	71.2%	64.1%	51.2%	66.7%	86.7%	66.7%	46.7%	63.3%
Touchdowns	0	1	1	2	3	1	0	1	2	2	2	2	4	2	2	1	26
Interceptions	0	0	0	2	3	0	1	0	2	2	4	0	2	0	1	3	18
Yards Per Attempt	3.0	7.5	6.1	5.7	5.6	5.5	4.6	6.1	5.4	6.1	5.6	7.0	7.9	9.9	6.9	4.8	6.9
<b>Kickoffs-EZ-TB</b>	5-1-0	5-5-4	6-2-1	3-0-0	7-1-0	7-4-0	4-0-0	4-0-0	4-1-1	6-1-0	7-1-0	5-1-1	8-0-0	6-1-1	7-0-0	5-0-0	89-18-8
<b>Punting</b>	6	5	3	7	4	7	6	6	4	1	6	3	5	2	5	3	73
Average	41.7	39.8	31.3	51.4	56.0	38.3	35.5	49.7	47.8	29.0	47.7	44.7	36.0	48.5	40.0	52.7	43.6
Net Average	38.2	33.2	27.0	34.1	46.8	35.3	32.7	41.7	30.5	29.0	39.7	39.7	36.2	35.5	40.0	50.3	37.1
Had Blocked	0	1	0	0	0	0	0	0	0	0	0	0	0	0	0	0	1
<b>FG-PAT Had Blocked</b>	0-0	0-0	0-0	0-0	0-0	0-0	0-0	0-0	0-0	0-0	0-0	0-0	0-0	0-0	0-0	0-0	0-0
<b>Penalties/Yards</b>	6-40	4-25	5-40	11-72	9-86	9-65	6-53	9-70	10-70	11-79	3-42	10-77	5-23	3-15	10-74	7-50	118-881
<b>Fumbles/Lost</b>	2-1	2-1	1-1	3-0	0-0	0-0	0-0	0-0	4-3	2-1	1-0	2-2	1-0	4-2	0-0	1-0	23-11
<b>Touchdowns</b>	2	2	2	2	3	2	3	2	3	3	5	2	5	4	3	2	45
Rushing	2	1	0	0	0	1	2	1	1	0	2	0	0	2	1	0	13
Passing	0	1	1	2	3	1	0	1	2	2	2	2	4	2	2	1	26
Returns	0	0	1	0	0	0	1	0	0	1	1	0	1	0	0	1	6
<b>PAT/ 2-Point Made/Att.</b>	2-2	2-2	2-2	2-2	3-3	1-2	3-3	2-2	3-3	3-3	4-4	2-2	4-5	4-4	3-3	1-2	41-44
Kicking Made/Att.	2-2	2-2	2-2	2-2	2-2	1-1	3-3	2-2	3-3	3-3	4-4	1-1	4-4	4-4	3-3	1-1	39-39
2-pt Rushing Made/Att.	0-0	0-0	0-0	0-0	0-0	0-0	0-0	0-0	0-0	0-0	0-0	0-0	0-1	0-0	0-0	0-0	0-1
2-pt Passing Made/Att.	0-0	0-0	0-0	0-0	1-1	0-1	0-0	0-0	0-0	0-0	0-0	1-1	0-0	0-0	0-0	0-1	2-4
<b>Field Goals Made/Att.</b>	2-2	2-2	4-4	0-0	3-3	4-5	0-1	1-3	0-0	2-2	1-2	2-2	2-2	1-1	2-2	2-2	28-33
<b>Safeties Awarded</b>	0	0	0	0	0	0	0	0	0	0	0	0	0	0	0	0	0
<b>Points Allowed</b>	20	20	26	14	31	25	21	17	21	27	37	21	42	31	27	19	399
<b>Time Of Possession</b>	25:28	27:54	37:43	32:12	29:09	31:07	25:18	43:07	25:32	32:27	31:32	29:57	29:23	31:52	28:21	24:07	29:50

## 2007 GAME SUMMARIES



## 49ERS 20, CARDINALS 17

SEPTEMBER 10, 2007  
MONSTER PARK (68,111)

The Cardinals opened the 2007 season with a Monday night match at San Francisco and were seconds away from victory before a late Niners rally sent them home 0-1.

In the first half, each team had a FG and converted a turnover into a TD to make it 10-10 at intermission. On Arizona's first offensive play of the game, QB Matt Leinart was INT'd by Walt Harris, who returned it to the AZ 6. Two snaps later, Frank Gore ran up the middle and scored on a 6-yard run. Early in the second, the Cardinals got on the board when Neil Rackers' 35-yard FG ended a 13-play, 53-yard drive. On the next drive, LB Karlos Dansby blitzed up the middle and sacked Alex Smith, forcing a fumble that DE Antonio Smith recovered at the SF 36. That set-up a 7-yard Edgerin James TD run that made it 10-7. James led a Cardinals ground attack that was very productive and he opened his second Cards season by rushing 26 times for 92 yards. Meanwhile the AZ defense again did an outstanding job containing SF back Frank Gore, limiting the Pro Bowl RB to 55 yards on 18 carries. They also held talented TE Vernon Davis to 2 catches for 4 yards. After the James TD, the Niners responded with a long drive that reached the AZ 16 before settling for a 33-yard Joe Nedney FG that tied it at the half.

A 30-yard Nedney FG on SF's opening drive of the second half gave the Niners a 13-10 lead they took midway through the fourth. Arizona then went ahead when Leinart connected with WR Anquan Boldin on a 5-yard TD pass to cap a 58-yard drive. One of the key plays came on 3rd-n-3 from the SF30 when Leinart scrambled 20 yards for the first down. Nursing the lead, the Cards were forced to punt it back to SF, who took over at its own 14 with 2:58 left and needing a TD to win. Smith quickly completed passes to get SF near midfield. Facing a 4th-n-1 at the AZ45 with 1:43 left, Smith eluded the Cards rush and ran 25 yards for a 1st down. Three plays later on 3rd-n-13 at the 23, Smith lofted it down the middle to Eric Battle who caught it at the 1 before fumbling into the end zone. CB Aram Green had a chance to recover but could not and the ball returned to the spot of the fumble when SF recovered. On the next play Battle turned a handoff on a reverse and scored from a yard out. Arizona's comeback hopes were officially dashed when Leinart's deep pass on the next snap was intercepted.

## SCORING SUMMARY

	1	2	3	4	OT	F
CARDINALS	0	10	0	7	—	17
49ERS	7	3	3	7	—	20

Team	Qtr.	Time	Scoring Play	Drive	Score
49ers	1	11:21	Gore 6-yard run (Nedney kick)	2-6, 0:09	0-7
CARDS	2	12:51	Rackers 35-yard FG	13-53, 7:12	3-7
CARDS	2	9:10	James 7-yard run (Rackers kick)	5-36, 2:39	10-7
49ers	2	3:35	Nedney 33-yard FG	11-51, 5:35	10-10
49ers	3	11:15	Nedney 30-yard FG	5-21, 2:21	10-13
CARDS	4	6:40	Boldin 5-yard pass from Leinart (Rackers kick)	9-58, 4:29	17-13
49ers	4	0:22	Battle 1-yard run (Nedney kick)	12-86, 2:36	17-20

## STATISTICS

	AZ	SF
First Downs	20	16
Rushes-Yards	38-161	22-92
Net Passing Yards	100	102
Total Net Yards	261	194
Passing (A-C-I)	28-14-2	31-15-0
Sacked by Opp.	1-2	3-24
Punts-Average	7-37.0	6-41.7
Fumbles-Lost	1-0	2-1
Penalties	10-71	6-40
Time of Possession	34:32	25:28

Weather: Clear, 64 degrees, 67% humidity, wind W 18 mph.

## RUSHING

CARDS: James 26-92, TD; Leinart 6-35; Shipp 1-14; Boldin 1-14; Arrington 4-6.

NINERS: Gore 18-55, TD; A. Smith 3-36; Battle 1-1, TD.

## PASSING

CARDS: Leinart 14-28, 102 yds, 1 TD, 2 INT.  
NINERS: A. Smith 15-31, 126 yds, 0 TD, 0 INT.

## RECEIVING

CARDS: Boldin 4-22, TD; Pope 3-22; Fitzgerald 3-20; James 2-20; B. Johnson 2-12; Bienemann 1-6.

NINERS: Battle 5-60; D. Jackson 4-36; Norris 2-6; V. Davis 2-4; Gore 1-21; Hicks 1(-1).



## CARDINALS 23, SEAHAWKS 20

SEPTEMBER 16, 2007  
UNIV. OF PHOENIX STADIUM - (64,542)

The Cardinals followed a heart-breaking loss in the closing moments at San Francisco in week one with an equally dramatic last-second victory in the home opener vs. Seattle. After the Seahawks erased a 17-0 first half deficit to take a 20-17 lead with 9:52 left, Arizona tied it on the ensuing possession with a 52-yard Neil Rackers FG. The Seahawks then seemed well on their way to a game-winning FG try after advancing to the AZ 36 with 1:55 left but QB Matt Hasselbeck and RB Shaun Alexander collided in the backfield and LB Gerald Hayes knocked the ball loose. OT Darnell Dockett ultimately recovered at the SEA 46 with 1:48 to go. Four straight Edgerin James runs moved the ball to the 24 and Rackers nailed the 42-yard game winner with 0:01 left on the clock to give Ken Whisenhunt his first victory as head coach.

Arizona dominated much of the first half. On Seattle's 2nd drive of the game, Sean Morey blocked a Seahawks punt and that led to a 28-yard Rackers FG. After a Seattle 3-n-out, Matt Leinart capped the next drive with a 30-yard TD to TE Leonard Pope on 3rd-n-1 early in the 2nd. Later in the quarter, James scored on a 17-yard run to put the Cards up 17-0 with 5:43 to play in the first half. The Seahawks offense crossed midfield for the first time on the next drive (their 6th of the game) and capped it when Hasselbeck found WR Nate Burleson with a 24-yard TD pass. Arizona scrambled for a 53-yard FG try but Rackers' 53-yarder hit the left upright as the half ended.

On the opening drive of the 2nd half, LB Lofa Tatupu halted Arizona when he INT'd Leinart and returned it 16 yards to the SEA 48. That set-up a 16-yard Alexander TD run that trimmed the AZ lead to 17-14. Josh Brown then kicked 28-yard FGs on the next two possessions to put Seattle ahead for the first time. On the next AZ drive, a 35-yard catch-n-run by Anquan Boldin took it to the 25 but a holding penalty then backed them up. Rackers sealed the scoring chance with his game-tying 52-yarder. With 1:55 left, Seattle was at the AZ36 and close to Brown FG range when the game-changing fumble took place.

James' 128 rushing yards were his most with the Cardinals. Leinart finished 1-yard shy of a 300-yard passing day.

## SCORING SUMMARY

	1	2	3	4	OT	F
SEAHAWKS	0	7	10	3	—	20
CARDINALS	3	14	0	6	—	23

Team	Qtr.	Time	Scoring Play	Drive	Score
CARDS	1	1:27	Rackers 28-yard FG	6-21, 3:05	0-3
CARDS	2	14:07	Pope 30-yard pass from Leinart (Rackers kick)	4-70, 1:45	0-10
CARDS	2	5:43	James 17-yard run (Rackers kick)	5-38, 3:31	0-17
Seahawks	2	1:16	Burleson 24-yard pass from Hasselbeck (Brown kick)	10-80, 4:27	7-17
Seahawks	3	8:42	Alexander 16-yard run (Brown kick)	8-52, 3:13	14-17
Seahawks	3	3:34	Brown 28-yard FG	8-51, 2:41	17-17
Seahawks	4	9:52	Brown 28-yard FG	9-78, 4:19	20-17
CARDS	4	4:44	Rackers 52-yard FG	9-46, 5:08	20-20
CARDS	4	0:01	Rackers 42-yard FG	5-22, 1:47	20-23

## STATISTICS

	SEA	AZ
First Downs	18	20
Rushes-Yards	24-92	26-132
Net Passing Yards	278	299
Total Net Yards	370	431
Passing (A-C-I)	36-22-0	37-23-1
Sacked by Opp.	1-3	0-0
Punts-Average	5-39.8	4-40.8
Fumbles-Lost	2-1	0-0
Penalties	4-25	7-55
Time of Possession	27:54	32:06

Weather: Indoors

## RUSHING

SEAHAWKS: Alexander 18-70, TD; Strong 3-10; Hasselbeck 2-6; Weaver 1-6.

CARDS: James 24-128, TD; Arrington 1-8; Leinart 1(-4)

## PASSING

SEAHAWKS: Hasselbeck 22-36, 281, 1 TD, 0 INT.

CARDS: Leinart 23-37, 299 yds, 1 TD, 1 INT.

## RECEIVING

SEAHAWKS: Branch 7-122; Ingram 5-71; Strong 3-30; Burleson 2-39, TD; Alexander 2-5; Weaver 2-7; Taylor 1-6; Pearman 1-1.

CARDS: Fitzgerald 7-87; Boldin 4-83; Arrington 4-24; B. Johnson 2-23; Morey 2-23; James 2-22; Pope 1-30; Bienemann 1-7.



In a wild week 3 contest at Baltimore, the Cardinals battled back from a 17-point 4th quarter deficit to tie the game late. However, the Ravens escaped with the win thanks to a 46-yard FG as time expired on the drive that was succinctly aided by a suspect personal foul call. Each team utilized its back-up QB and each executed when needed. Kurt Warner initially replaced Cards starter Matt Leinart for a series in the 2nd quarter to run a pre-planned, no-luddle package better suited for the veteran. Warner returned late in the third when AZ went to the set exclusively and engineered the comeback.

Early on, the AZ offense had trouble finding a rhythm but the defense kept things close. Each of Baltimore's first 2 drives went deep into Cards territory and while lengthy (14 plays and 70+ yards per), each ended with a Matt Stover FG. Warner entered the game for the first time midway thru the 2nd quarter and quickly moved the ball with passes to Anquan Boldin and Larry Fitzgerald to set-up a 48-yard Neil Rackers FG that made it 6-3. The Ravens answered on the next drive with a 13-yard scoring pass from Steve McNair to Derrick Mason just after the 2:00 warning. A 3-n-out forced a Cards punt that Yamon Figurs returned 75 yards for a score that made it 20-3. While Leinart put AZ in position for a 47-yard FG try with 2:31 left, Rackers' try sailed about a foot right.

Early in the 3rd, OT Darrell Dockett forced a McNair fumble and Bertrand Berry recovered at the Ravens 35, leading to a Rackers FG. AZ then recovered a surprise outside kick and Warner re-entered the game. The next play saw him hit Fitzgerald for 27 yards to the Ravens 27 but the WR fumbled at the end of the play and CB Corey Ivy recovered. A Stover FG (43) made it 23-6 late in the 3rd. Warner responded by completing 6-6 passes for 72 yards and hit Boldin with a 5-yard TD pass. Kyle Bolter then entered the game in relief of McNair but the AZ D forced a 3-n-out. Warner then struck again with a 2-play scoring drive - a 22-yard pass to Fitzgerald and a 32-yard TD to Boldin that made it a 3-point game. After forcing a punt, AZ took over at its own 13 with 5:33 left and Warner led a drive that ended with Rackers' game-tying 41-yarder. With 0:47 left, TE Todd Heap caught a 12-yard pass at the Ravens 46 before being leveled on a clean hit by SS Adrian Wilson that back judge Bob Wagner inexplicably penalized, moving the ball to the AZ 39 and setting up Stover's game-winner.

In addition to Warner's outstanding performance, Boldin set a career-high with 14 catches (2nd-most in team history) for 181 yards and 2 TDs for his 20th career 100-yard day.

## SCORING SUMMARY

	1	2	3	4	OT	F
CARDINALS	0	3	3	17	—	23
RAVENS	3	17	3	3	—	26

Team	Qtr.	Time	Scoring Play	Drive	Score
Ravens	1	7:14	Stover 21-yard FG	14-77, 7:46	0-3
Ravens	2	10:52	Stover 28-yard FG	14-72, 8:49	0-6
CARDS	2	5:19	Rackers 48-yard FG	6-51, 3:41	3-6
Ravens	2	1:55	Mason 13-yard pass from McNair (Stover kick)	7-60, 3:19	3-13
Ravens	2	0:55	Figurs 75-yard punt return (Stover kick)	--	3-20
CARDS	3	5:18	Rackers 40-yard FG	6-13, 2:56	6-20
Ravens	3	0:16	Stover 43-yard FG	10-48, 4:45	6-23
CARDS	4	12:02	Boldin 5-yard pass from Warner (Rackers kick)	7-71, 3:14	13-23
CARDS	4	10:19	Boldin 32-yard pass from Warner (Rackers kick)	2-54, 0:33	20-23
CARDS	4	1:50	Rackers 41-yard FG	10-64, 3:43	23-23
Ravens	4	0:00	Stover 46-yard FG	9-52, 1:50	23-26

## STATISTICS

	AZ	BAL
First Downs	17	23
Rushes-Yards	14-61	30-129
Net Passing Yards	303	252
Total Net Yards	364	381
Passing (A-C-I)	40-24-0	37-28-0
Sacked by Opp.	1-8	4-29
Punts-Average	4-42.3	3-31.3
Fumbles-Lost	1-1	1-1
Penalties	6-65	5-40
Time of Possession	22:17	37:43

Weather: Temp 75 degrees, 50% humidity, Wind north 9 mph

## RUSHING

CARDS: James 10-57; Arrington 2-3; Leinart 1-2; Shipp 1-(-1).

RAVENS: McGahee 21-98; Smith 5-15; McNair 3-14; Bolter 1-2.

## PASSING

CARDS: Warner 15-20, 258, 2 TD, 0 INT; Leinart 9-20, 53 yds, 0 TD, 0 INT.

RAVENS: McNair 20-27, 198 yds, TD, 0 INT; Bolter 8-10, 83 yds, 0 TD, 0 INT.

## RECEIVING

CARDS: Boldin 14-181, 2 TD; Fitzgerald 5-85; B. Johnson 1-18; James 1-10; Shipp 1-9; Bienenmann 1-6; Arrington 1-2.

RAVENS: Mason 8-79, TD; Clayton 5-34; Heap 4-60; McGahee 4-23; D. Williams 3-52; M. Smith 3-32; McClain 1-1.



In a week 6 match-up rife with subplots, the Cardinals scored 21 second half points against the NFL's 82 ranked defense to upset the previously unbeaten Steelers and move to 2-2. The Arizona sideline featured many ties to Western PA and the Steelers, most notably head coach Ken Whisenand and top assistant Russ Grimm who were once Steeler assistants. Playing without Pro Bowl WR Anquan Boldin, the Cardinals relied on Larry Fitzgerald (10-120 receiving) and QB rotation of Matt Leinart & Kurt Warner. Defensively, they limited league-leading RB Willie Parker to 37 yards on 15 carries while halting his 100-yard game streak at 4. They also picked off Ben Roethlisberger twice and forced punts on 7 of Pittsburgh's 9 other drives.

From the outset, it was clear it would be a hard-hitting affair and points would be hard to come by. Pittsburgh notched the game's first score late in the opening quarter when Roethlisberger hit WR Antonio Holmes with a 43-yard TD pass on a 3rd-n-26 play. None of the next 7 Steeler drives, however, produced points and ended in punts (6) and an INT (1). While Leinart QB'd the first 3 drives, Warner entered with 4:56 to go in the 2nd quarter to run the no-huddle and he had the week before in Baltimore. On the 2nd play of the series he hit Larry Fitzgerald with a 20-yard pass to the PIT37 but the WR fumbled at the end of the play and 5 Troy Polamalu returned the recovery to midfield. The AZ defense answered and DT Darrell Dockett recorded the 2nd of his 2.5 sacks on the day to force a punt. Warner & Co. ran the 2:00 offense well enough to yield a FG try but Neil Rackers' 52-yarder was wide left as the half expired.

On Arizona's opening drive of the 3rd quarter, Warner led a 9-play, 70-yard drive on which he was 6-7 passing for 45 yards (4-28 to Fitzgerald) and capped it with a 5-yard pass to WR Jereme Urban, who saw extended action in Boldin's absence. With the game tied at 7 late in the 3rd, the Cards gave Pittsburgh a golden opportunity when Warner mislaid a shotgun snap and the Steelers recovered at the A24. After stopping Parker on the first two downs, S Adrian Wilson halted the threat by stepping in front of TE Heath Miller in the endzone and recording the INT. The game was still tied early in the 4th when rookie Steve Bronston fielded a Steelers punt at the A22 and took it 73 yards for Arizona's first return TD since 1993. Leading 14-7, the Cards D forced another Pittsburgh punt and when the offense took over at its own 18 with 11:33 left it was with Leinart back at QB. On his first snap he hit Fitzgerald on a 38-yard pass to the PIT44 and despite leaving for 1 play after a violent but unpenalized hit, engineered a long (13-82, 7:19) drive that ended with a 2-yard Edgerrin James run that made it 21-7. James was 7-20 on the drive and Leinart was 3-4-56 passing but his biggest play may have been with his legs. Facing a 4th-n-1 at the PIT24, the Cards passed on a FG try that could have made it a 10-point game and Leinart picked up the 1st down on a sneak. Roethlisberger then made it a one score game on the next drive when he hit Holmes with a 7-yard TD pass with 1:54 but Fitzgerald recovered the ensuing inside kick and that, along with a Ralph Brown INT 89 second later sealed the win.

## SCORING SUMMARY

	1	2	3	4	OT	F
STEELERS	7	0	0	7	—	14
CARDINALS	0	0	7	14	—	21

Team	Qtr.	Time	Scoring Play	Drive	Score
Steelers	1	0:31	Holmes 43-yard pass from Roethlisberger (Reed kick)	8-69, 4:33	7-0
CARDS	3	7:24	Urban 6-yard pass from Warner (Rackers kick)	9-70, 3:43	7-7
CARDS	4	14:10	Breaston 73-yard punt return (Rackers kick)	--	7-14
CARDS	4	4:14	James 2-yard run (Rackers kick)	13-82, 7:19	7-21
Steelers	4	1:49	Holmes 7-yard pass from Roethlisberger (Reed kick)	9-92, 2:25	14-21

## STATISTICS

	PIT	AZ
First Downs	17	19
Rushes-Yards	26-77	25-86
Net Passing Yards	205	215
Total Net Yards	282	301
Passing (A-C-I)	32-17-2	35-21-0
Sacked by Opp.	4-39	2-10
Punts-Average	7-51.4	5-39.4
Fumbles-Lost	3-0	3-2
Penalties	11-72	5-30
Time of Possession	32:12	27:48

Weather: Indoors

## RUSHING

STEELERS: Parker 19-37; Roethlisberger 4-26; Davenport 2-15; Holmes 1-(-1).

CARDS: James 21-77, TD; Leinart 3-9; Warner 1-0.

## PASSING

STEELERS: Roethlisberger 17-32, 2 TD, 2 INT.

CARDS: Warner 14-21, 132, 1 TD, 0 INT; Leinart 7-14, 93 yds, 0 TD, 0 INT.

## RECEIVING

STEELERS: Holmes 6-128, 2 TD; Parker 4-29; Miller 3-46; Reid 2-3; Washington 2-18.

CARDS: Fitzgerald 10-120; Urban 5-53, TD; B. Johnson 4-40; James 1-7; T. Smith 1-5.

## CARDINALS 34, RAMS 31

OCTOBER 7, 2007  
EDWARD JONES DOME - (61,788)

The Cardinals moved to 3-2 and recorded their first red win of '07 thanks to a 3-point victory at St. Louis that put them in a first place tie in the NFC West. The Cardinals again employed the 2-0B rotation of Matt Leinart and Kurt Warner before Leinart suffered a fractured collarbone late in the 1st half and Warner went the rest of the way against his former team. Playing a 2nd straight week without Pro Bowl WR Anquan Boldin, fellow all-pro Larry Fitzgerald recorded his 2nd consecutive 100-yard game (9-136) and had a pivotal TD late in the 4th.

Winless and minus several starters, the Rams gave the Cardinals everything they could handle. Back-up Gai Fretotte started at QB and ran a no-huddle set that produced a FG and TD on the first 2 St. Louis drives while Arizona's Neil Rackers hit a 50-yard FG in between. Warner entered the game midway thru the 2nd quarter and ran the Cards no-huddle package that netted the team's first TD when G Reggie Wells scored his first career TD by falling on an Edgerlin James fumble in the end zone. On the 2nd play of the next Arizona drive, Leinart suffered the collarbone injury on a sack by LB Will Witherspoon. Jeff Wilkins then hit a 35-yard FG with 1:17 left in the first half to put the Rams up 13-10 but Warner followed with a drive punctuated by several bold calls. With 0:26 left and facing a 4th-and-6 at the SL 41, the Cards went to one and Warner hit Fitzgerald for 6. Two plays later the two connected on a 34-yarder to the one and used their final timeout with 0:14 left. When James was stopped for no gain on the next play, time expired before the Cards could get a snap off but the Rams were flagged for intentionally kicking the ball and on the untimed down, Warner dove up and over for the TD putting Arizona up 17-13 at the half.

The Rams reclaimed the lead on the opening drive of the 2nd half when Fretotte hit Tony Holt with an 11-yard TD pass. St. Louis' next drive ended when a pass glanced off Holt's hands to Cards CB Rod Hood. The INT set the Cards up at the Rams 14 but two plays later Fakhr Brown recorded his second INT of the game when he picked off a Warner pass in the end zone. The Cards tied it with a 32-yard Rackers FG on their next drive, then took a 27-20 lead early in the 4th when Hood snatched a Fretotte pass and returned it 68 yards for his first career TD. A 31-yard Wilkins FG made it 27-23 midway thru the 4th and the Rams soon got the ball back after a Cards 3-and-out. However, SS Adrian Wilson killed the threat with an amazingly athletic play on a 34-yard Fretotte pass attempt that he broke up with his left hand, batting it to himself for an INT that he returned to the Rams 39. That drive ended with Warner's perfect pass on 3rd-and-goal from the 7 that Fitzgerald caught for his first TD of the season. The Rams added a TD and 2-point conversion on the next drive but Fitzgerald recovered the on-side kick to seal the win.

## SCORING SUMMARY

	1	2	3	4	OT	F
CARDINALS	3	14	3	14	—	34
RAMS	3	10	7	11	—	31

Team	Qtr.	Time	Scoring Play	Drive	Score
Rams	1	8:31	Wilkins 46-yard FG	9-33, 3:43	0-3
CARDS	1	3:57	Rackers 50-yard FG	9-48, 4:34	3-3
Rams	2	14:55	Bennett 16-yard pass from Fretotte (Wilkins kick)	9-76, 4:02	3-10
CARDS	2	3:32	Wells fumble recovery in EZ (Rackers kick)	10-78, 4:22	10-10
Rams	2	1:17	Wilkins 35-yard FG	5-31, 1:06	10-13
CARDS	2	0:00	Warner 1-yard run (Rackers kick)	10-77, 1:17	17-13
Rams	3	11:44	Holt 11-yard pass from Fretotte (Wilkins kick)	7-73, 3:16	17-20
CARDS	3	1:40	Rackers 32-yard FG	9-57, 3:56	20-20
CARDS	4	13:47	Hood 68-yard INT return (Rackers kick)	—	27-20
Rams	4	8:46	Wilkins 31-yard FG	8-67, 5:01	27-23
CARDS	4	3:11	Fitzgerald 7-yard pass from Warner (Rackers kick)	8-39, 3:25	34-23
Rams	4	0:13	McMichael 29-yard pass from Fretotte (Fretotte-Holt pass)	9-79, 2:58	34-31

## STATISTICS

	AZ	STL
First Downs	24	24
Rushes-Yards	31-102	23-123
Net Passing Yards	281	252
Total Net Yards	383	375
Passing (A-C-1)	43-21-2	43-24-3
Sacked by Opp.	1-9	2-10
Punts-Average	4-65.0	4-56.0
Fumbles-Lost	2-0	0-0
Penalties	11-98	9-86
Time of Possession	30:51	29:09

## Weather: Indoors

## RUSHING

CARDINALS: James 26-88; Shipp 1-10; Arrington 1-4; Warner 3-0.

RAMS: Leonard 18-102; Minor 3-12; Hall 1-8; Fretotte 1-1.

## PASSING

CARDINALS: Warner 14-28, 190 yds, 1 TD, 1 INT; Leinart 7-13, 100 yds, 0 TD, 1 INT.

RAMS: Fretotte 24-43, 262 yds, 3 TD, 3 INT.

## RECEIVING

CARDINALS: Fitzgerald 9-136, TD; B. Johnson 6-80; Urban 3-28; Arrington 1-32;

James 1-9; Pope 1-5.

RAMS: Holt 5-89, TD; Leonard 5-33; Minor 5-31; McMichael 3-45, TD;

Bennett 2-32, TD; Hagans 1-11; Owens 1-9; Hall 1-7; Walker 1-5.

## PANTHERS 25, CARDINALS 10

OCTOBER 14, 2007  
UNIV. OF PHOENIX STADIUM - (64,403)

The Cardinals fell to 3-3 and dropped their first home game of the year with a 25-10 loss to the Panthers. However, they stayed in a first-place tie atop the NFC West with Seattle, who lost at home to the Saints. It was a battle of the battered as both teams began the week by placing their starting quarterbacks on I.R. - Arizona's Matt Leinart (collarbone) and Carolina's Jake Delhomme (elbow). The Panthers were further hampered when #2 man David Carr (back) was unable to go and in a game-time decision turned to 43-year-old Vinny Testaverde, who had joined the team midweek. Arizona was soon in a similar position when starter Kurt Warner injured his left (non-throwing) elbow midway through the opening quarter on a sack by Julius Peppers. The Cards turned to their own recent squire, Tim Rattay, who had just joined the team on Tuesday.

Carolina's John Kasay kicked FGs of 33 and 43 yards on consecutive drives at the end of the first quarter and start of the second to give the Panthers a 6-0 lead. On the next possession, the Cards answered by moving 80 yards in 12 plays and capped it with Edgerlin James' longest TD run as a Cardinal (23 yards). James was 7-43 rushing on the drive while Rattay was 4-4 for 28 passing. Neither team was able to record a first down on the next 5 combined possessions, and the half ended with Arizona leading 7-6.

Kasay's 24-yard FG on Carolina's 2nd possession of the 2nd half put the Panthers ahead 9-7 but Arizona again responded on the next series. WR Larry Fitzgerald - playing for the 3rd straight game without fellow all-pro Anquan Boldin (hip) - outleapt a Carolina defender to come down with a 36-yard completion from Rattay and that was key in setting up a 50-yard Neil Rackers FG that gave Arizona a 1-point lead. Kasay's miss on a 45-yard attempt early in the 4th allowed the Cards to hold onto that lead further into the final quarter. With 5:52 to play, Carolina took over at its own 10 but a 25-yard pass interference penalty on 1st down moved it to the 25 and on the next snap, Testaverde hooked up with Steve Smith on a 65-yard TD that gave Carolina a 15-10 lead after the 2-point try failed. On the very next play from scrimmage, Rattay's pass attempt went off the hands of TE Leonard Pope and was INT'd by CB Ken Lucas at the AZ 36. That led quickly to a 45-yard Kasay FG which made it 18-10. With 3:26 to go and the Cards needing a TD and 2-point conversion to tie, the offense had advanced to midfield. Rattay seemed to have WR Jerheme Urban open down the middle but the receiver bobbled the pass and Deke Cooper corralled the loose ball for an INT. On the next snap, DeAngelo Williams raced 75 yards off left tackle to the 14 and shortly thereafter he scored from 13 yards out to put Carolina up 25-10 and put the game out of reach.

## SCORING SUMMARY

	1	2	3	4	OT	F
PANTHERS	3	3	3	16	—	25
CARDINALS	0	7	3	0	—	10

Team	Qtr.	Time	Scoring Play	Drive	Score
Panthers	1	3:48	Kasay 33-yard FG	7-21, 3:25	3-0
Panthers	2	14:50	Kasay 43-yard FG	7-34, 2:20	6-0
CARDS	2	7:16	James 23-yard run (Rackers kick)	12-80, 7:34	6-7
Panthers	3	5:44	Kasay 24-yard FG	10-47, 4:39	9-7
CARDS	3	3:20	Rackers 50-yard FG	6-35, 2:24	9-10
Panthers	4	5:40	Smith 65-yard pass from Testaverde (pass failed)	1-90, 0:12	15-10
Panthers	4	4:26	Kasay 45-yard FG	4-9, 0:59	18-10
Panthers	4	2:07	Williams 13-yard run (Kasay kick)	4-89, 1:12	25-10

## STATISTICS

	CAR	AZ
First Downs	14	10
Rushes-Yards	30-181	26-98
Net Passing Yards	193	159
Total Net Yards	374	257
Passing (A-C-1)	33-20-0	26-14-3
Sacked by Opp.	1-5	1-2
Punts-Average	7-38.3	7-45.1
Fumbles-Lost	0-0	4-2
Penalties	9-65	11-103
Time of Possession	31:07	28:53

## Weather: Indoors

## RUSHING

PANTHERS: Williams 10-121, TD; Foster 17-43; Smith 2-15; Haynes 1-2.

CARDINALS: James 22-80, TD; Breaston 1-10; Rattay 2-5; T. Smith 1-3.

## PASSING

PANTHERS: Testaverde 20-33, 206 yds, 1 TD, 0 INT.

CARDINALS: Rattay 12-24, 159 yds, 0 TD, 3 INT; Warner 2-2, 21 yds, 0 TD, 0 INT.

## RECEIVING

PANTHERS: Smith 10-136, TD; Colbert 3-29; Carter 2-17; King 2-12; Foster

2-6; Hoover 1-6.

CARDINALS: Fitzgerald 6-97; B. Johnson 4-29; T. Smith 2-9; Urban 1-42;

Pope 1-3.



**REDSKINS 21, CARDINALS 19**

OCTOBER 21, 2007  
FED EX FIELD - (85,640)



The Cardinals dug themselves an early hole at DC but battled back in thrilling fashion. They scored 13 fourth quarter points to pull within two but were unsuccessful on both a 2-point try with 0:21 left that would have tied it and a 55-yard FG in the closing seconds that would have won it. Instead the team fell to 3-4 and out of first place.

QB Kurt Warner turned in a gutsy performance for the Cards. Starting a week after learning a ligament in his left elbow, he played the entire game with a heavily braced arm and was instrumental in leading Arizona's comeback. He also showed tremendous resiliency in battling back from a pair of INTs that led to Washington's 2 first-half TDs. On the Cards 2nd drive, FS Sean Taylor returned a Warner INT 48 yards to the AZ25 setting up a 2-yard Clinton Portis run. Midway through the 2nd quarter, MLB London Fletcher picked Warner off at the AZ27 and returned it for a TD. Late in the 1st half, the Cards went for it on 4th-n-2 at the WASH48 but came up short, turning it over on downs. The Arizona D then came up with one of its many huge plays on the next snap. DE Bertrand Berry sniffed out a screen and batted Jason Campbell's pass into the arms of LB Galvin Pace who returned his first career INT 14 yards to the WASH23 with 1:46 to play. The Cards ultimately faced a 4th-n-goal at the 2 with 0:06 left when Warner hit WR Anquan Boldin for a TD that made it 14-6 after the PAT was blocked. After missing the previous 3 contests with a hip injury, Boldin finished with a game-high 8 catches and 2 receiving TDs.

Redskins Coach Cartright returned the opening kickoff of the 2nd half 71 yards to the AZ21 but a Pace sack on 3rd down backed the Skins up and kicker Shaun Suisham missed from 41. The Redskins didn't miss on their next drive, moving 59 yards in 11 plays and took a 21-6 lead on Portis' 1-yard TD run. Arizona then narrowed it to 21-13 early in the 4th thanks to a 10-yard Warner-to-Boldin connection. The 12-play, 72-yard drive was aided by a pair of Redskins personal fouls (5 LaRon Landry & Fletcher). Arizona's next drive reached the WASH5 thanks to completions of 22 and 43 yards to TE Leonard Pope and WR Larry Fitzgerald, respectively. However, DE Andre Carter's sack of Warner forced a fumble that DE Phillip Daniels recovered at the WASH13 to kill the drive midway thru the 4th. Arizona's D kept the comeback hope alive by forcing 3-n-outs on the next two Washington drives and overall did not allow a first down in the entire 4th quarter. With 2:37 left, the Cards took over at their own 29. A 22-yard pass to WR Jereme Urban was followed 2 plays later by a 29-yard catch-n-run to the WASH2 by RB J.J. Arrington. After 2 runs failed to reach the end zone, back-up QB Tim Rattay was inserted for a 3rd-n-goal play from the 1 with 0:26 left. On a play action pass, he found Pope for a TD. On the tying 2-point try, Boldin took a direct snap in shotgun and tried a pass to Fitzgerald that was short. The Cards had life when Urban recovered the on-side kick at the AZ41 with 0:20 left and one timeout. Consecutive catches of 15 and 7 yards by WR Bryant Johnson set-up a game-winning FG try but Neil Rackers' 55-yarder with 0:02 left was just wide.

**SCORING SUMMARY**

	1	2	3	4	OT	F
CARDINALS	0	6	0	13	—	19
REDSKINS	7	7	7	0	—	21

Team	Qtr.	Time	Scoring Play	Drive	Score
Redskins	1	4:12	Portis 2-yard run (Suisham kick)	8-25, 4:20	0-7
Redskins	2	7:00	Fletcher 27-yard INT return (Suisham kick)	—	0-14
CARDS	2	0:00	Boldin 2-yard pass from Warner (kick blocked)	6-23, 1:46	6-14
Redskins	3	5:47	Portis 1-yard run (Suisham kick)	11-59, 5:58	6-21
CARDS	4	14:52	Boldin 10-yard pass from Warner (Rackers kick)	12-72, 5:55	13-21
CARDS	4	0:21	Pope 1-yard pass from Rattay (pass failed)	8-71, 2:16	19-21

**STATISTICS**

	AZ	WAS
First Downs	19	10
Rushes-Yards	30-84	28-73
Net Passing Yards	280	87
Total Net Yards	364	160
Passing (A-C-1)	42-28-2	18-12-1
Sacked by Opp.	1-3	1-8
Punts-Average	5-42.8	6-35.3
Fumbles-Lost	3-1	0-0
Penalties	9-75	6-53
Time of Possession	34:42	25:18

**Weather:** Temp 75 degrees, 38% humidity, Wind SSE 9 mph.

**RUSHING**

CARDS: James 27-83; Arrington 1-2; Warner 1-0; Shipp 1-(-1).

\*SKINS: Portis 18-43, 2 TD; Betts 3-12; Sellers 5-11; Campbell 2-7.

**PASSING**

CARDS: Warner 27-41, 282 yds, 2 TD, 2 INT; Rattay 1-1, 1 yd, 1 TD, 0 INT.

\*SKINS: Campbell 12-18, 95 yds, 0 TD, 1 INT.

**RECEIVING**

CARDS: Boldin 8-29, 2 TD; Fitzgerald 6-97; Arrington 4-47; Urban 3-41;

Pope 3-35, TD, B. Johnson 3-27; Shipp 1-7.

\*SKINS: Randle El 3-54; Sellers 3-11; Portis 2-14; Moss 2-8; Thrash 1-5; Cooley 1-3.



**BUCCANEERS 17, CARDINALS 77**

NOVEMBER 4, 2007  
RAYMOND JAMES STADIUM - (65,267)



The Cardinals returned from the bye week with a road game at Tampa against the 4-4 Bucs. A win would have upped Arizona's record to 4-4 at the season's midway mark but the Tampa defense proved to be too formidable a foe. After notching a FG on their opening drive of the game, Arizona failed to record another first down the rest of the half. The 3rd quarter was also all Tampa as the Bucs held a 13:13 to 1:47 edge in time of possession and took a 17-3 lead into the final stanza. The Cards scored a TD midway through the 4th to make it a one score game at 17-10. They would get the ball back twice more but were unable to find the end zone either time.

Arizona's day got off the a fast start when Kurt Warner connected with Larry Fitzgerald for a 44-yard pass play on the game's second play from scrimmage. The completion looked like it might go the distance but Fitzgerald stepped out at the TB 33. The play did set up a 47-yard Neil Rackers FG that gave AZ its only lead of the day at 3-0. Tampa responded on the next series with a 10-play, 77-yard drive. The score came when WR Joey Galloway wrestled the ball from FS Terrence Holt for a 37-yard TD from Jeff Garcia. On the first play of the 2nd quarter, the Cards were backed up to their own 5 after a Tampa punt when Warner was INT'ed by FS Tanard Jackson setting the Bucs up at the AZ17. The Cards defense forced them to settle for a 32-yard Matt Bryant FG. The only other chance for points by either team came just before intermission when Bryant missed from 58 yards as the half expired.

Tampa opened the 2nd half with an 11-play, 64-yard drive that ended with a 2-yard Ernest Graham TD run that made it 17-3. The Bucs then chewed up a large part of their 2nd half on their next drive that consumed 11:59 in 19 plays. They moved from their own 6 to the AZ 8 but Arizona caught a break when TE Alex Smith dropped a pass in the end zone on 3rd down and then Bryant missed a 26-yard FG try. The Cards then embarked upon an 80-yard, 11-play drive and Edgerin James made it 17-10 with 7:30 to go with a 3-yard TD run. The drive's key play was a 16-yard completion to Fitzgerald on 3rd-n-15 from the TB 22. After forcing a punt on the next TB drive, the Cards could not move the chains and punted back to the Bucs with 3:13 left. After Arizona's D sent the Bucs 3-n-out on the next series the Cardinals offense took over at its own 16 with 2:39 left, no timeouts and needing a TD to tie. The comeback try quickly ended when Kurt Warner's first down pass was ruled an INT by Jermaine Phillips even though replays showed he failed to get two feet in bounds. Because the Cards were out of timeouts they could not challenge.

**SCORING SUMMARY**

	1	2	3	4	OT	F
CARDINALS	3	0	0	7	—	10
BUCCANEERS	7	3	7	0	—	17

Team	Qtr.	Time	Scoring Play	Drive	Score
CARDS	1	12:17	Rackers 47-yard FG	6-59, 2:43	3-0
Bucs	1	5:56	Galloway 37-yard pass from Garcia (Bryant kick)	10-77, 6:21	3-7
Bucs	2	13:37	Bryant 32-yard FG	4-3, 1:12	3-10
Bucs	3	10:33	Graham 2-yard run (Bryant kick)	10-54, 4:27	3-17
CARDS	4	7:30	James 3-yard run (Rackers kick)	11-80, 4:17	10-17

**STATISTICS**

	AZ	TB
First Downs	9	18
Rushes-Yards	12-23	46-162
Net Passing Yards	172	188
Total Net Yards	195	350
Passing (A-C-1)	30-10-2	28-18-0
Sacked by Opp.	0-0	3-8
Punts-Average	7-42.0	6-49.7
Fumbles-Lost	0-0	0-0
Penalties	8-64	9-70
Time of Possession	16:53	43:07

**Weather:** Sunny, Temp 78 degrees, 53% humidity, Wind NNW 10-15 mph.

**RUSHING**

CARDS: James 9-15, TD; Arrington 2-7; Shipp 1-1.

BUCS: Graham 34-124, TD; Garcia 7-26; Bennett 5-12.

**PASSING**

CARDS: Warner 10-30, 172 yds, 0 TD, 2 INT.

BUCS: Garcia 18-28, 196 yds, 1 TD, 0 INT.

**RECEIVING**

CARDS: Fitzgerald 4-95; Boldin 3-40; B. Johnson 1-14; Urban 1-12; Arrington 1-11.

BUCS: Hilliard 7-70; Galloway 5-85, TD; Smith 2-13; Graham 2-13; Stovall 1-9; Askew 1-7.

## CARDINALS 31, LIONS 21

NOVEMBER 11, 2007  
UNIV. OF PHOENIX STADIUM - (64,753)

After two road games sandwiched around the bye, the Cards played a home game for the first time in nearly a month when they hosted the Lions. While Arizona looked to snap a 3-game losing streak, Detroit performed at 6-2 and riding the momentum of 3 straight victories. Thanks to an all-around solid performance from the offense, special teams and especially the defense, the Cards earned a 10-point win that upped their mark to 4-5 (3-1 at home). Leading the way was LB Karlos Dansby, who returned from a 2-week injury hiatus (knee) to record 2 INTs and a forced fumble. Arizona also held Detroit to minus-18 rushing yards (8 attempts), the lowest total in the NFL's modern era (post-1947). Offensively, WR Larry Fitzgerald and TE Leonard Pope each caught a pair of TDs.

On the game's first drive, Detroit created the first break when SS Kenoy Kennedy INT'd Kurt Warner and returned the pick 38 yards to the AZ25. That set-up a 4-yard Kevin Jones TD run 3 plays later. The first play of Arizona's next drive saw Dansby drive in front of a Jon Kitna pass and that INT resulted in a 23-yard Neil Rackers FG. After trading punts on the next 5 drives, a 46-yard Steve Breaston punt return to the DET13 set-up a 1-yard Warner TD pass to Fitzgerald that made it 10-7 midway through the 2nd. The next drive was Arizona's longest of the year as they moved 90 yards in 15 plays. It was engineered mostly by Warner but back-up Tim Rattay entered at the goal-line and tossed a 3-yard TD pass to Pope with 0:18 left in the first half. As the Cards built a 17-7 lead, the Lions offense had no success. At intermission, AZ led 21:17 to 8:43 in T.O.P. and had limited Detroit to 2 first downs and 46 total yards of offense.

On the opening series of the 2nd half, Detroit advanced to the AZ26 when Dansby sniffed out a reverse by WR Shaun McDonald and not only tackled him for a 15-yard loss but forced a fumble that Antonio Smith recovered near midfield. Pope scored his 2nd TD of the day on a 16-yard pass from Warner that gave AZ 24 unanswered points. Detroit ended the run when Kitna connected with WR Roy Williams on a 7-yard TD pass late in the 3rd quarter, making it 24-14. Breaston returned the ensuing kickoff 52 yards to the DET 43 but Arizona turned it over to start a series of giveaways by both sides (6 total in the final 15:19 of play). Lions DT Langston Moore blew up a Warner handoff to Edgerman James in the backfield forcing a turnover. Two plays later, Cards DT Darnell Dockett pounced on a loose ball from a failed center exchange, recovering at the DET36. With 13:37 left, Fitzgerald hauled in a pass from Warner and took it for a 20-yard TD. The teams then traded turnovers on the next 4 possessions but the only additional scoring came with 75 seconds left in the game when Williams and Kitna hooked up for a 7-yard TD.

## SCORING SUMMARY

	1	2	3	4	OT	F
LIONS	0	0	7	7	—	21
CARDINALS	3	14	7	7	—	31

Team	Qtr.	Time	Scoring Play	Drive	Score
Lions	1	10:29	K. Jones 4-yard run (Hanson kick)	3-25, 0:41	7-0
CARDS	1	2:47	Rackers 23-yard FG	7-8, 2:58	7-3
CARDS	2	7:00	Fitzgerald 1-yard pass from Warner (Rackers kick)	3-13, 1:18	7-10
CARDS	2	0:18	Pope 2-yard pass from Rattay (Rackers kick)	15-90, 5:11	7-17
CARDS	3	7:31	Pope 16-yard pass from Warner (Rackers kick)	5-51, 2:23	7-24
Lions	3	2:52	R. Williams 7-yard pass from Kitna (Hanson kick)	7-67, 4:39	14-24
CARDS	4	13:23	Fitzgerald 20-yard pass from Warner (Rackers kick)	3-36, 1:37	14-31
Lions	4	1:15	R. Williams 7-yard pass from Kitna (Hanson kick)	9-63, 2:02	21-31

## STATISTICS

	DET	AZ
First Downs	16	21
Rushes-Yards	8-(-18)	28-73
Net Passing Yards	263	246
Total Net Yards	245	319
Passing (A-C-I)	45-32-2	37-27-1
Sacked by Opp.	4-31	2-15
Punts-Average	4-47.8	4-35.5
Fumbles-Lost	4-3	3-3
Penalties	10-70	9-70
Time of Possession	25:32	34:28

## Weather: Indoors

## RUSHING

LIONS: Cason 1-1; Kitna 1-0; Duckett 1-0; K. Jones 4-(-4); TD; McDonald 1(-15).

CARDS: James 18-60; Arrington 3-15; Shipp 3-0; Warner 4(-2).

## PASSING

LIONS: Kitna 32-45, 294 yds, 2 TD, 2 INT.

CARDS: Warner 26-36, 259 yds, 3 TD, 1 INT; Rattay 1-1, 2 yds, 1 TD, 0 INT.

## RECEIVING

LIONS: K. Jones 8-36; McDonald 6-73; R. Williams 6-45, 2 TD; Furrey 5-64;

C. Johnson 3-37; Fitzsimmons 2-37; Bradley 1-8; Cason 1-4.

CARDS: Fitzgerald 8-74, 2 TD; Pope 5-52, 2 TD; B. Johnson 4-40; Boldin

3-25; James 3-18; Arrington 2-32; T. Smith 1-12; Shipp 1-8.

## CARDINALS 35, BENGALS 27

NOVEMBER 18, 2007  
PAUL BROWN STADIUM - (65,403)

The Cardinals won their 2nd straight game and upped their record to 5-5 thanks to a hard-fought road win at Cincinnati. The Bengals led in almost every statistical category but for the 2nd week in a row, Arizona forced 5 takeaways and that 5-0 plus/minus edge was the difference. Nickel CB Antrel Rolle, who entered the game with 2 career picks, recorded 3 of Arizona's 4 INTs off Carson Palmer (a career-worst) and returned a pair for TDs tying the NFL record. He also went the distance on his 3rd pick but a suspect penalty on the return wiped out the score.

On their first drive of the game, the Bengals capitalized on a short field when Palmer hit WR T.J. Houshmandzadeh with a 19-yard TD pass. Arizona's next series ended when Neil Rackers was wide left on a 54-yard FG try. Two plays later though, Rolle stepped in front of a Palmer pass intended for Houshmandzadeh on the left side and cut across field en route to a 55-yard TD that tied the score. Cincy, which was effective throughout the game with its no-huddle offense, added a 41-yard Shayne Graham FG on its next drive. AZ answered when WR Anquan Boldin beat S Dexter Jackson deep down the middle and Kurt Warner hit him with a 44-yard TD strike. Graham's 38-yard FG then cut Arizona's lead to 14-13. Late in the 1st half, Warner led an impressive 9-play, 65-yard drive that included a pair of crafty plays from the veteran QB. On successive snaps he was under heavy duress when he first flopped it underhand to RB J.J. Arrington for 3 yards and then tossed a pass with his left arm (still heavily braced due to a torn ligament) to TE Leonard Pope, who gained 22. That led to a more conventionally 5-yard Warner TD pass to Larry Fitzgerald with 0:13 left in the half that made it 21-13 at intermission.

The 3rd quarter was a wild one and saw the teams combine for 28 points. On the 2nd half's 1st play from scrimmage, LB Karlos Dansby picked off Palmer at the AZ43 and returned it 28 yards to the 24. That set-up a 3-yard Edgerman James TD run that made it 28-13. Cincy then marched deep into AZ territory but after a reception to the 9-yard line, WR Chad Johnson fumbled and FS Terrence Holt recovered to end the threat. The next Bengals drive though saw them pull to within 8 when Palmer connected with WR Chris Henry deep down the left side for a 37-yard score. Just 1:41 later, Cincy's DeDe Dorsey blocked a Mike Barr punt and returned it 19 yards for a TD that made it a 1-point game. In the final minute of the 3rd quarter, Cincy had it near midfield when on 3rd-n-3 Rolle jumped Johnson's route for an INT and raced 54 yards down the right sideline for his 2nd score of the day, ending the jaunt with a cartwheel and flip in the end zone. That TD put AZ up 8 at 35-27 with a full quarter to play. Arizona's offense was unable to start the game away with any sustained drives and Cincy would get the ball 4 times in the final quarter. The first ended with the lone Bengal punt of the day while AZ halted the next 2 with 4th down stops (Henry dropped pass on 4th-n-6 at the AZ37/9:00 mark and Calvin Pace knocked down a pass on 4th-n-5 at the AZ34/3:02 left). The final Cincy drive reached the AZ26 with 0:55 left but after a holding penalty backed them up, Rolle ended their hopes with his 3rd theft of the day.

## SCORING SUMMARY

	1	2	3	4	OT	F
CARDINALS	7	14	14	0	—	35
BENGALS	7	6	14	0	—	27

Team	Qtr.	Time	Scoring Play	Drive	Score
Bengals	1	10:14	Houshmandzadeh 19-yard pass from Palmer (Graham kick)	5-36, 2:23	0-7
CARDS	1	3:12	Rolle 55-yard INT return (Rackers kick)	—	7-7
Bengals	2	12:47	Graham 41-yard FG	12-44, 5:25	7-10
CARDS	2	10:58	Boldin 44-yard pass from Warner (Rackers kick)	4-68, 1:49	14-10
Bengals	2	4:28	Graham 38-yard FG	13-60, 6:30	14-13
CARDS	2	0:13	Fitzgerald 5-yard pass from Warner (Rackers kick)	9-85, 4:15	21-13
CARDS	3	12:59	James 3-yard run (Rackers kick)	4-24, 1:41	28-13
Bengals	3	5:02	Henry 37-yard pass from Palmer (Graham kick)	4-60, 1:31	28-20
Bengals	3	3:29	Dorsey 19-yard return of blocked punt (Graham kick)	—	28-27
CARDS	3	0:25	Rolle 54-yard INT return (Rackers kick)	—	35-27

## STATISTICS

	AZ	CIN
First Downs	17	21
Rushes-Yards	24-50	20-72
Net Passing Yards	197	324
Total Net Yards	247	396
Passing (A-C-I)	28-16-0	52-37-4
Sacked by Opp.	3-14	1-5
Punts-Average	7-32.9	1-29.0
Fumbles-Lost	0-0	2-1
Penalties	11-101	11-79
Time of Possession	27:33	32:27

Weather: Cloudy, 44 degrees, humidity 71%, Wind N 5 mph.

## RUSHING

CARDS: James 22-52, TD; Warner 2(-2).

BENGALS: Watson 9-45; R. Johnson 8-25; Dorsey 1-3; Palmer 2(-1).

## PASSING

CARDS: Warner 16-28, 211 yds, 2 TD, 0 INT.

BENGALS: Palmer 37-52, 329 yds, 2 TD, 4 INT.

## RECEIVING

CARDS: Fitzgerald 8-93, TD; Boldin 4-71, TD; Pope 1-22; B. Johnson 1-13;

James 1-9; Arrington 1-3.

BENGALS: Houshmandzadeh 8-87, TD; Johnson 8-86; Henry 8-81, TD;

Watson 8-50; Chatman 3-20; Kelly 1-3; R. Johnson 1-2.



**49ERS 37, CARDINALS 31 (OT)**  
 NOVEMBER 25, 2007  
 UNIV. OF PHOENIX STADIUM - (64,483)



**CARDINALS 27, BROWNS 21**  
 DECEMBER 2, 2007  
 UNIV. OF PHOENIX STADIUM - (64,791)



The Cardinals had a chance to move to 6-5 and avenge a week 1 loss to the Niners but instead San Fran snapped its 8-game losing skid in a back-and-forth overtime thriller. In a game of big plays, each side seemed to have made the game-winning one at different times. In the end it was the 49ers who came up with the biggest and ultimately decisive one with a sack and fumble recovery in the end zone in OT. Kurt Warner played admirably for the Cards and finished with 484 passing yards while Larry Fitzgerald hauled in 9 passes for 156 yards and 2 TDs. Penalties (10), turnovers (4) and other miscues proved costly for the Cards.

AZ took the game's opening drive 92 yards and capped it with a 28-yard Warner TD pass to Fitzgerald. Later in the first, CB Walt Harris INT'd a Warner pass at the AZ32 which led to a 2-yard TD pass from Trent Dilfer to TE Vernon Davis. Michael Lewis' 51-yard punt return to the AZ 19 setting up a 19-yard Joe Nedney FG. On the next snap, Anquan Boldin caught a 9-yard pass before fumbling and SF safety Mark Roman returned it 43 yards to the AZ26. Two plays later, Frank Gore ran 11 yards to put SF up 17-7. On the next AZ drive, Marcel Shipp scored on a 1-yard run to cut the 49er lead to 3. When SF's Joe Nedney missed a 35-yard FG in the half's final moments the Cards took over at their own 45 with 0:06 left. A 7-yard pass to Sean Morey left AZ time for a Hall Many heave as time expired and it was answered when Fitzgerald came down with Warner's 48-yard pass in the end zone.

The opening drive of the 2nd half saw SF fall on a fake punt but the next 49er drive netted a 57-yard Dilfer-to-Amar Battle TD that put SF up 24-21. AZ answered with its own TD drive to re-claim the lead. The score came when goal-line sub QB Tim Rattay found rookie TE Ben Patrick with a 2-yard pass on 4th-n-1 at the 2. The AZ defense then seemed to make a game-changing play on the next drive. After reaching the AZ27 with 5:49 left, SF went for it on 4th-n-1 but Gore was stopped for no gain. The Cards went 3-n-out and Gore ended the next drive with his 35-yard TD run that put SF up 31-28 with 85 seconds left. After the kickoff, AZ took over at its own 15 with 1:11 to play and a 1 timeout. Warner then completed 5 straight passes for 81 yards, the last of which was a 30-yarder to Bryant Johnson to the 1. After a timeout and a shot at the end zone, Rackers hit a 19-yarder to force OT.

On the 2nd play of AZ's 2nd drive in OT, Warner connected with Morey on a 62-yard pass to the SF 24. On 2nd down from the 9, AZ sent Rackers over for a 27-yard FG that turned into a 32-yarder following a delay of game penalty but the game-winning try sailed a foot left. San Fran again punted on the next drive but after a block in the back, AZ took over at its own 3. The game ended on the next snap when DT Ronald Fields sacked Warner in the end zone, forcing a fumble that LB Tully Banta-Cain recovered for the game-winning TD.

**SCORING SUMMARY**

	1	2	3	4	OT	F
49ERS	7	10	7	7	6	37
CARDINALS	7	14	0	10	0	31

Team	Qtr.	Time	Scoring Play	Drive	Score
CARDS	1	10:28	Fitzgerald 28-yard pass from Warner (Rackers kick)	8-92, 4:32	0-7
49ers	1	0:36	V. Davis 2-yard pass from Dilfer (Nedney kick)	8-32, 4:14	7-7
49ers	2	11:21	Nedney 19-yard FG	6-18, 2:42	10-7
49ers	2	10:22	Gore 11-yard run (Nedney kick)	2-6, 0:36	17-7
CARDS	2	5:59	Shipp 1-yard run (Rackers kick)	7-59, 4:23	17-14
CARDS	2	0:00	Fitzgerald 48-yard pass from Warner (Rackers kick)	2-55, 0:06	17-21
49ers	3	5:47	Battle 57-yard pass from Dilfer (Nedney kick)	4-88, 2:10	24-21
CARDS	4	9:53	Patrick 2-yard pass from Rattay (Rackers kick)	7-65, 4:11	24-28
49ers	4	1:15	Gore 35-yard run (Nedney kick)	6-70, 3:18	31-28
CARDS	4	0:00	Rackers 19-yard FG	7-84, 1:15	31-31
49ers	OT	4:56	Banta-Cain fumble recovery in end zone	—	37-31

**STATISTICS**

	SF	AZ
First Downs	21	25
Rushes-Yards	25-137	24-96
Net Passing Yards	237	456
Total Net Yards	374	552
Passing (A-C-1)	39-0-5	49-35-2
Sacked by Opp.	3-19	4-30
Punts-Average	6-47.7	6-36.2
Fumbles-Lost	1-0	3-2
Penalties	3-42	10-70
Time of Possession	31:32	38:32

Weather: Sunny, 65 degrees, humidity 21%, Wind 3 mph.

**RUSHING**

49ERS: Gore 21-116, 2 TD; Dilfer 1-10; Hicks 2-7; Robinson 1-4.  
 CARDS: James 17-78; Shipp 5-14, TD; Arrington 2-4.

**PASSING**

49ERS: Dilfer 25-39, 256 yds, 2 TD, 0 INT.  
 CARDS: Warner 34-48, 484 yds, 2 TD, 2 INT; Rattay 1-1, 2 yds, 1 TD, 0 INT.

**RECEIVING**

49ERS: Gore 11-98; V. Davis 6-45, TD; Battle 1-57, TD; Robinson 1-8; Walker 1-5

CARDS: Fitzgerald 9-156, 2 TD; Boldin 6-76; B. Johnson 5-80; Arrington 5-26; Morey 4-79; Pope 2-39; Patrick 2-19, TD; James 2-11.

Facing the 7-4 Browns, Arizona took advantage of 4 Cleveland turnovers and converted 3 of them into touchdowns en route to a 27-21 win. The victory evened the Cardinals record at 6-6 and put them in a 3-way tie for the second wild card spot with Detroit and Minnesota. Edgerlin James scored 75 of his 114 rushing yards in the 2nd half. The Cards could not avenge, though, until referee Jerome Boger confirmed that Browns TE Kellen Winslow failed to come down in bounds in the end zone on the game's final play. The Cards were missing several key players due to injuries. Earlier in the week they placed two defensive starters on IR - Pro Bowl SS Adrian Wilson (heel) and CB Eric Green (groin). On offense, WR Larry Fitzgerald was inactive with a groin injury and fellow all-pro WR Anquan Boldin exited in the 3rd quarter with a toe injury.

Cleveland opened the game with a drive to the AZ41 but CB Rod Hood INT'd a Derek Anderson pass and took it 71 yards for his 2nd TD of the season. Three plays later, Anderson fumbled a center exchange and DE Antonio Smith recovered at the Browns 43. An incompletion on 3rd-n-4 at the 37 appeared to halt the drive but DB Leigh Bodden was flagged for delay of game when he kicked the loose ball giving AZ a first down. Four plays later Kurt Warner found TE Leonard Pope for a 57-yard TD pass to make it 14-0. Cleveland then advanced to the AZ39 but had to settle for a 37-yard Phil Dawson FG. The Browns next drive also reached Cards territory but ended when Hood again picked Anderson at the AZ4. Late in the 2nd quarter, Cleveland capped an 80-yard drive with a 6-yard Anderson pass to Jamal Lewis. In the half's final minute, AZ had reached Browns territory when DB Sean Jones dove for a Warner pass that was tipped at the line of scrimmage. Ruled an INT on the field, the ball appeared to hit the ground and come loose but Boger did not overrule after the assistant requested review.

After exchanging punts on the first 3 series of the 2nd half, the Cards got another break when Browns return man Joshua Cribbs muffed a Mitch Berger punt and Ralph Brown recovered at the Cleveland 22. Warner ended the drive with a 1-yard TD pass to Bryant Johnson, the team's #3 WR who took a leading role in the absence of Fitzgerald and Boldin. With AZ up 21-10 late in the 3rd the game suddenly tightened on another unusual play. WR Braylon Edwards caught a pass near the AZ30 where he was tripped by FS Terence Holt but popped up and went the rest of the way for a 67-yard TD. AZ challenged and replays appeared to clearly show Holt contact. Edwards but Boger let the TD stand. After a 2-point conversion, Cleveland had cut it to 21-18 to start the 4th. A 59-yard KDR by rookie Steve Breaston led to a 33-yard Rackers FG that made it 24-18. With 6:21 to go, Cleveland had reached the AZ26 but came away with only a 22-yard Dawson FG. Leading by 3, AZ took over at its own 20 with 6:10 to go. Eight James runs and a 19-yard completion to Breaston checked out 4:28 on a drive that netted a 19-yard Rackers FG and 27-21 lead. After the kickoff, Cleveland took over at its own 18 with 1:48 to play and no timeouts. With :22 left, they had reached the AZ37. After two incompletions, they faced a 4th down with :06 left. Anderson lofted it to the left sideline just inside the pylon and Winslow came down with it between Antrel Rolle and Oliver Celestin but failed to get both feet in. Boger looked at the replays and agreed with the on-field assessment.

**SCORING SUMMARY**

	1	2	3	4	OT	F
BROWNS	3	7	8	3	—	21
CARDINALS	14	0	7	6	—	27

Team	Qtr.	Time	Scoring Play	Drive	Score
CARDS	1	10:45	Hood 71-yard INT return (Rackers kick)	—	0-7
CARDS	1	4:59	Pope 5-yard pass from Warner (Rackers kick)	7-43, 3:38	0-14
Browns	1	1:41	Dawson 37-yard FG	8-64, 3:18	3-14
Browns	2	1:14	Lewis 6-yard pass from Anderson (Dawson kick)	10-80, 6:01	10-14
CARDS	3	0:43	B. Johnson 1-yard pass from Warner (Rackers kick)	8-22, 3:03	10-21
Browns	3	0:00	Edwards 67-yard pass from Anderson (Cribbs-Winslow pass)	2-69, 0:43	18-21
CARDS	4	12:10	Rackers 33-yard FG	6-25, 2:50	18-24
Browns	4	6:17	Dawson 22-yard FG	6-49, 2:59	21-24
CARDS	4	1:48	Rackers 19-yard FG	11-70, 4:29	21-27

**STATISTICS**

	CLE	STL
First Downs	21	18
Rushes-Yards	21-84	27-133
Net Passing Yards	295	169
Total Net Yards	379	302
Passing (A-C-1)	41-21-2	30-18-1
Sacked by Opp.	1-9	0-0
Punts-Average	3-44.7	5-40.2
Fumbles-Lost	2-2	1-0
Penalties	10-77	11-75
Time of Possession	29:57	30:03

Weather: Sunny, 62 degrees, humidity 34%, Wind 3 mph.

**RUSHING**

BROWNS: Lewis 16-62; Anderson 2-10; Wright 1-9; Vickers 1-2; Cribbs 1-1.  
 CARDS: James 24-114; Arrington 2-19; Warner 1-0.

**PASSING**

BROWNS: Anderson 21-41, 304 yds, 2 TD, 2 INT.  
 CARDS: Warner 18-30, 169 yds, 2 TD, 1 INT.

**RECEIVING**

BROWNS: Edwards 7-149, TD; Jurevicius 4-44; Winslow 3-35; Lewis 3-24, TD; Vickers 2-30; Holden 1-12; Wright 1-10.  
 CARDS: B. Johnson 6-56, TD; Patrick 1-29; Boldin 2-25; Breaston 2-24; Arrington 2-15; Pope 2-14, TD; Morey 1-5; Shipp 1-1.



## SEAHAWKS 42, CARDINALS 21

DECEMBER 9, 2007  
QWEST FIELD - (68,193)

The 6-6 Cardinals traveled to Seattle for a pivotal late season showdown with the 8-4 Seahawks. After the hosts took a commanding 24-0 lead in the first half by scoring on their first 4 possessions and Arizona an upside battle. The Cards narrowed the gap to 27-14 late in the 3rd and recovered on an on-side kick. However, they turned it over on the next snap and never re-gained the momentum. The Seahawks scored 15 straight 4th quarter points to put the game away and clinch their 4th straight NFC West crown.

The Cards opened the game by moving to the SEA36 before SS Deon Grant INT'd Kurt Warner and returned it to the AZ33 to set-up a P. Seattle then capped its next 3 possessions with Matt Hasselbeck TD passes, each set-up by a 25+ yard play. On 4th-n-1 at the AZ38, Shaun Alexander ran for 35 and that led to Nate Burleson's 7-yard TD. A 31-yard Deion Branch grab on the next drive took it to the AZ15 and a Bobby Engram TD followed a play later. Then a 46-yard screen pass to FB Leonard Weaver set up a 17-yard Branch TD on the next snap. AZ got on the board late in the 1st when Bryant Johnson made a diving catch of a Warner pass on 3rd-n-2 from the 5 to make it 24-7. However a 41-yard Josh Brown FG in the half's closing seconds gave Seattle a 20-point lead.

The 2nd half was scoreless until Jerheme Urban's 2-yard pass from Warner made it a 27-14 game late in the 3rd. In the absence of all-pro WR Anquan Boldin (inactive), Urban posted a game-high 7 catches for 123 yards, both career-bests. After that TD, Neil Rackers recovered his own on-side kick to set the Cards up at the SEA42 with less than a minute to go in the 3rd and down 13. On the very next play, however, Warner was INT'd by CB Marcus Truett. The Seahawks capitalized on the takeaway when Hasselbeck tossed a 3-yard TD to TE Marcus Pollard. The Cards appeared to have forced Seattle into a FG try but DT Darnell Dockett was flagged for a 15-yard facemask penalty following a 3rd down stop and multi-play scum. Arizona's next two drives ended with Seattle scores. First punter Mitch Berger could not handle a snap and was forced out of the end zone for a safety. Then Warner was picked off by Truett who returned the theft 84-yards for a TD. WR Larry Fitzgerald, who returned to action after a 1-game absence (groin) then caught an 11-yard TD pass late for the game's final points. With the Cards trailing much of the game, Warner had little choice but to pass often and Seattle knew it. He was INT'd a career-high 5 times and sacked 5+ other times, including 3 by DE Patrick Kerney.

## SCORING SUMMARY

	1	2	3	4	OT	F
CARDINALS	0	7	7	7	—	21
SEAHAWKS	10	17	0	15	—	42

Team	Qtr.	Time	Scoring Play	Drive	Score
Seahawks	1	8:51	Brown 23-yard FG	7-28, 3:09	0-3
Seahawks	1	0:46	Burleson 7-yard pass from Hasselbeck (Brown kick)	9-79, 5:04	0-10
Seahawks	2	11:47	Engram 15-yard pass from Hasselbeck (Brown kick)	4-59, 1:39	0-17
Seahawks	2	7:44	Branch 17-yard pass from Hasselbeck (Brown kick)	4-58, 2:01	0-24
CARDS	2	1:04	B. Johnson 5-yard pass from Warner (Rackers kick)	5-26, 1:46	7-24
Seahawks	2	0:02	Brown 41-yard FG	7-36, 1:02	7-27
CARDS	3	0:57	Urban 2-yard pass from Warner (Rackers kick)	13-83, 6:43	14-27
Seahawks	4	10:42	Pollard 3-yard pass from Hasselbeck (Brown kick)	11-62, 5:07	14-34
Seahawks	4	9:25	Berger tackled in EZ for safety	—	14-36
Seahawks	4	5:29	Truett 84-yard INT return (kick aborted)	—	14-42
CARDS	4	2:27	Fitzgerald 11-yard pass from Warner (Rackers kick)	6-70, 3:02	21-42

## STATISTICS

	AZ	SEA
First Downs	23	21
Rushes-Yards	16-50	28-80
Net Passing Yards	305	269
Total Net Yards	355	349
Passing (A-C-1)	46-28-5	33-22-0
Sacked by Opp.	5-32	1-3
Punts-Average	4-43.3	5-36.0
Fumbles-Lost	1-0	1-0
Penalties	7-56	5-23
Time of Possession	30:37	29:23

Weather: Cloudy, 35 degrees, humidity 83%, Wind calm.

## RUSHING

CARDS: James 13-46; Shipp 2-4; Berger 1-0.

SEAHAWKS: Alexander 10-38; Morris 13-36; Hasselbeck 4-3; Weaver 1-3.

## PASSING

CARDS: Warner 28-46, 337 yds, 3 TD, 5 INT.

SEAHAWKS: Hasselbeck 22-33, 272 yds, 4 TD, 0 INT.

## RECEIVING

CARDS: Urban 6-123, TD; Fitzgerald 6-79, TD; Breaston 4-52; Pope 4-16; James 3-24; Arrington 2-22; Patrick 1-11; Bienemann 1-5; B. Johnson 1-5, TD.

SEAHAWKS: Burleson 5-50, TD; Weaver 4-56; Engram 4-55, TD; Branch 3-52, TD; Morris 3-26; Pollard 2-15, TD; Obomani 1-18.



## SAINTS 31, CARDINALS 24

DECEMBER 16, 2007  
LOUISIANA SUPERDOME - (70,007)

The Cardinals closed the road portion of their 2007 season at New Orleans in a crucial match-up of 6-7 teams. The winner would stay alive in the NFC Wild Card race while the loser would be all but eliminated. Led by the passing of Drew Brees (26-30, 315 yards, 2 TDs, 0 INTs) and the rushing of RB Anquan Boldin (95 yards, 2 TDs), the Saints scored on 5 of their 9 offensive possessions to edge the Cardinals by 7. Kurt Warner kept Arizona in it with 3 TD passes and Edgerlin James averaged 5.25 yards on his 16 rushing attempts but two Cardinal turnovers proved costly with each leading to a New Orleans TD.

Early in the game a Saints turnover that gave Arizona the game's first break when Stecker fumbled at the end of a run on the second snap of the day. LB Darrell Blackstock scooped up the loose ball and returned it 34 yards to the NO8. That led to a 1-yard Warner TD pass to TE Tony Brienemann on 4th-n-goal. The Saints answered with long TD drives on their next two possessions. First Brees capped an 11-play, 81-yard drive with a 19-yard scoring pass to Marques Colston. Then Stecker's 1-yard drive ended a 13-play drive that gave New Orleans a 14-point lead early in the 2nd. Arizona tied it on the next series when Warner and Larry Fitzgerald connected on an 18-yard TD pass. Late in the first half, Warner went deep down the middle for Brienemann but the ball bounced from the TE's hands, hit a defender's foot and bounced to SS Roman Harper who returned the INT 31 yards to the NO45. The Saints converted the takeaway into points when David Patrick hauled in a 32-yard TD pass that put New Orleans up 21-14. They took that lead into the locker room after Neil Rackers missed on a 54-yard FG as the half expired.

In the opening drive of the 2nd half, Warner was sacked by LB Scott Fujita forcing a fumble that LB Scott Shanley recovered and returned to the AZ7. Shortly thereafter, Stecker ran it in from 6 yards out to put the Saints up 31-21. Arizona responded by driving 80 yards in 10 plays and the Cards cut the lead in half when Warner tossed a 3-yard TD pass to rookie TE Ben Patrick. Martin Gramatica's 31-yard FG on the next Saints drive made it 31-21 at the end of three. On Arizona's next possession, the Cards executed a successful fake punt on 4th-n-7 at their own 25 when Sean Morey picked up 13. That drive ultimately reached the NO6 but the Cards could not get it in the end zone and had to settle for a 26-yard Rackers FG that made it a 7-point game with 9:11 to play. Arizona then got it back when Patten fumbled on the next series and LB Calvin Pace recovered at the AZ43. The Cards could not capitalize and went 3-n-out. After the punt, the Saints took over at their own 4 with 5:54 to go. Arizona could not get them off the field as they were able to run 10 plays and pick up a first down to run the clock out entirely.

WR Anquan Boldin returned to the lineup and played thru a toe injury to catch 6 passes for 83 yards, while Fitzgerald continued to battle through a groin injury to record his 5th straight game with a TD reception.

## SCORING SUMMARY

	1	2	3	4	OT	F
CARDINALS	7	7	7	3	—	24
SAINTS	7	14	10	0	—	31

Team	Qtr.	Time	Scoring Play	Drive	Score
CARDS	1	12:00	Bienemann 1-yard pass from Warner (Rackers kick)	4-8, 2:11	7-0
Saints	1	6:18	Colston 19-yard pass from Brees (Gramatica kick)	11-81, 5:52	7-7
Saints	2	13:47	Stecker 1-yard run (Gramatica kick)	13-74, 6:11	7-14
CARDS	2	10:01	Fitzgerald 18-yard pass from Warner (Rackers kick)	7-66, 3:46	14-14
Saints	2	1:56	Patten 32-yard pass from Brees (Gramatica kick)	4-55, 1:24	14-21
Saints	3	12:02	Stecker 1-yard run (Gramatica kick)	2-7, 0:44	14-28
CARDS	3	6:14	Patrick 3-yard pass from Warner (Rackers kick)	10-80, 5:48	21-28
Saints	3	0:50	Gramatica 31-yard FG	9-67, 5:24	21-31
CARDS	4	9:11	Rackers 26-yard FG	11-70, 6:39	24-31

## STATISTICS

	AZ	NO
First Downs	17	24
Rushes-Yards	22-103	29-114
Net Passing Yards	214	307
Total Net Yards	317	421
Passing (A-C-1)	30-19-1	30-26-0
Sacked by Opp.	2-19	1-8
Punts-Average	3-46.3	2-48.5
Fumbles-Lost	3-1	4-2
Penalties	10-78	3-15
Time of Possession	28:08	31:52

Weather: Indoors

## RUSHING

CARDS: James 16-84; Morey 1-13; Arrington 3-8; Warner 1-0; Breaston 1-(-2).

SAINTS: Stecker 22-95, 2 TD; Thomas 2-20; Patten 1-1; Brees 4-(-2).

## PASSING

CARDS: Warner 19-30, 233 yds, 3 TD, 1 INT.

SAINTS: Brees 26-30, 315 yds, 2 TD, 0 INT.

## RECEIVING

CARDS: Boldin 6-83; B. Johnson 2-35; T. Smith 2-30; Fitzgerald 2-27, TD; Patrick 2-17, TD; Breaston 2-16; Arrington 1-13; James 1-11; Bienemann 1-1, TD.

SAINTS: Colston 8-114, TD; Stecker 6-46; Patten 4-71, TD; Miller 3-39; Copper 2-29; Kerney 2-14; Thomas 1-2.

**CARDINALS 30, FALCONS 27 (OT)**DECEMBER 23, 2007  
UNIV. OF PHOENIX STADIUM - (64,159)

The Cardinals led Atlanta 24-14 through 3 quarters but allowed the visiting Falcons to score on their final 3 possessions of the 4th quarter (FG, TD, FG) to take a 27-24 with 1:38 to play. Arizona then rallied for a 29-yard game-tying field goal as regulation expired and a 31-yarder that won it on the first possession of OT. The win capped AZ to 7-8 while Atlanta dropped its 6th straight to fall to 3-12. WR Anquan Boldin starred for the Cards, finishing with 13 catches for 162 yards and 2 TDs. Kurt Warner completed a career-high 35 passes for 369 yards and 3 TDs and engineered the game-tying and winning drives late.

On their first drive of the game Falcons advanced to the A26 thanks in part to a 23-yard pass interference call against CB Rod Hood that took it to the 11. However, 3 plays later Hood picked off Chris Redman's 3rd down pass in the end zone to halt the drive. The Cards responded by moving 80 yards in 10 plays and ended the drive with a 4-yard Warner TD pass to Boldin, whose 3 catches accounted for 43 of the drive's 80 yards. The next Falcons possession saw them execute a successful fake punt when LB/ up-back Travis Williams ran 37 yards to the AZ29. Five plays later, rookie RB Jason Snelling scored on a 7-yard run to tie the game. In the 2nd quarter, the Cards came up with a key 4th down play of their own when they went for it on 4th-and-4 at the ATL28. Warner converted with a 7-yard pass to Boldin and 2 plays later the pair connected on a 13-yard TD pass. The 4th down catch was Boldin's 400th career reception and by reaching the plateau in his 57th career game, he became the fastest player in NFL history to do so. Arizona's 7-point lead was short-lived as Atlanta tied it on the next play from scrimmage when Redman connected with rookie WR Laurent Robinson deep down the middle on a 74-yard scoring pass. Arizona's Sean Morey returned the ensuing kickoff 40 yards to midfield and that set-up a 32-yard Neil Rackers FG. Just before halftime, Warner executed the 2:00 drill to perfection and ended the 53-yard drive with his 3rd TD pass of the day, a 4-yarder to RB J.J. Arrington with 16 ticks on the clock.

The 2nd half was scoreless until Morten Andersen hit a 23-yard FG with 8:52 left in the 4th, making it a 7-point game. After AZ went 3-and-out, Redman rapped Atlanta's next drive with a 7-yard game-tying TD pass to TE Alge Crumpler. Another 3-and-out by the Cards gave it back to the Falcons at their own 41 with 3:00 to go. With 1:56 left, a pass interference call set Atlanta up with a 1st-and-goal at the 7. After 3 Warren Dunn runs netted just 4 yards, Atlanta took the lead on Andersen's 21-yard FG. Arizona got the ball back at its own 26 with 1:38 to play, down 3 and out of timeouts. Warner then deftly moved the Cards 53 yards with completions to 4 different receivers and put the team in position for Rackers' 29-yard game-tying FG at 0:00. Arizona won the toss in OT and on the 2nd play of the extra period Warner hit Boldin with a 25-yard pass. Boldin had 3 catches for 34 yards on the drive but it was Lary Fitzgerald's 19-yarder that was the final completion before Rackers' game-winner.

**SCORING SUMMARY**

	1	2	3	4	OT	F
FALCONS	7	7	0	13	0	27
CARDINALS	7	17	0	3	3	30

Team	Qtr.	Time	Scoring Play	Drive	Score
CARDS	1	4:14	Boldin 4-yard pass from Warner (Rackers kick)	10-80, 5:14	0-7
Falcons	1	1:01	Snelling 1-yard run (Andersen kick)	9-74, 3:13	7-7
CARDS	2	8:10	Boldin 13-yard pass from Warner (Rackers kick)	8-45, 4:35	7-14
Falcons	2	7:54	Robinson 74-yard pass from Redman (Andersen kick)	1-74, 0:16	14-14
CARDS	2	4:01	Rackers 32-yard FG	8-64, 3:53	14-17
CARDS	2	0:16	Arrington 4-yard pass from Warner (Rackers kick)	10-53, 2:16	14-24
Falcons	4	8:52	Andersen 23-yard FG	16-83, 7:09	17-24
Falcons	4	4:45	Crumpler 7-yard pass from Redman (Andersen kick)	8-56, 1:22	24-24
Falcons	4	1:38	Andersen 21-yard FG	9-66, 1:22	27-24
CARDS	4	0:00	Rackers 29-yard FG	8-63, 1:38	27-27
CARDS	OT	9:30	Rackers 31-yard FG	10-58, 5:30	30-27

**STATISTICS**

	ATL	AZ
First Downs	21	24
Rushes-Yards	23-102	28-68
Net Passing Yards	303	369
Total Net Yards	405	437
Passing (A-C-1)	42-28-1	53-36-0
Sacked by Opp.	2-12	0-0
Punts-Average	5-40.0	7-37.1
Fumbles-Lost	0-0	1-0
Penalties	10-74	4-57
Time of Possession	28:21	37:09

Weather: Sunny, 58 degrees, humidity 17%, wind NW at 3 mph.

**RUSHING**

FALCONS: T. Williams 1-37; Norwood 8-31; Snelling 2-18, TD; Dunn 11-15; Redman 1-1.

CARDS: James 26-68; Arrington 1-0; Warner 1-0.

**PASSING**

FALCONS: Redman 28-42, 315 yds, 2 TD, 1 INT.

CARDS: Warner 35-52, 369 yds, 3 TD, 0 INT.

**RECEIVING**FALCONS: R. White 12-141; Robinson 7-114, TD; Jennings 3-23; Crumpler 2-12, TD; Jenkins 1-15; Dunn 1-8; Mughelli 1-6; Norwood 1-(-4).  
CARDS: Boldin 13-162, 2 TD; Fitzgerald 6-72; James 4-29; Arrington 4-11; B. Johnson 3-46; Urban 2-17; Patrick 1-21; Bienemann 1-8; T. Smith 1-3.**CARDINALS 48, RAMS 19**DECEMBER 30, 2007  
UNIV. OF PHOENIX STADIUM - (64,671)

In the season finale, the Cards proved their highest point total since 1977 and largest margin of victory since 1993 with a dominant performance vs. St. Louis. The win ended Arizona's record at 8-8 and gave the team a final mark of 500 or better for its 3rd time in 20 seasons in AZ. The Cards scored 2 TDs on interceptions, including Anrel Rolle's 3rd INT-TD of the season and produced a 100-yard rusher, receiver and 300-yard passer for the first time in a regulation game since 1984. The biggest star was Po Bow! WR Larry Fitzgerald who had 11 catches for 171 yards and a pair of TDs. At halftime, he had a franchise record 168 receiving yards on 8 catches. The win also gave AZ a 6-2 home record in '07 and its first-ever season sweep of the Rams.

On the game's opening drive, the Rams advanced to A218 but on 3rd-and-inches SS Aaron Francisco stuffed Steven Jackson for a loss and they had to settle for a 37-yard FG. Arizona answered on the next drive with a 23-yard Neil Rackers FG that evened the score. The drive was extended when Fitzgerald caught a 20-yard pass on 4th-and-5 at the SL37. Early in the 2nd quarter, the Rams went for it on 4th-and-4 at the AZ43 but failed when Marc Bulger's pass was incomplete. Edgerin James then scored on a 2-yard run that put AZ up 10-7. On the 2nd play of the next Rams drive, Rolle picked off a Bulger pass and returned it 47 yards for his 3rd TD of the season, tying the team record and one shy of the NFL mark. Back-to-back sacks by Joe Tafoya and Darrell Dockett ended the next Rams drive and Arizona then capped its next possession with a 21-yard Warner pass to Fitzgerald. A 42-yard Jeff Wilkins FG with 0:09 left set the score 24-6 at the half.

On the 3rd play of the 2nd half, Warner was INT'd by CB Jonathan Wade who returned it to the AZ37. That set-up a 36-yard Bulger TD pass to TE Joe Klopffenstein that made it 24-13. Arizona extended the lead to 31-13 on the next series when Warner and Fitzgerald connected on a 6-yard TD pass to cap a 12-play, 80-yard drive that also included a 4th-and-4 conversion. Late in the 3rd, S O.J. Atogwe picked off Warner and returned the INT 52 yards for a TD. The Cards again answered when Warner hit Anquan Boldin with a 20-yard scoring pass that made it 38-19. St. Louis' next drive advanced deep into AZ territory but Rolle again picked off Bulger and returned the INT 57 yards to the SL40. That led to a 33-yard Rackers FG and on the next series Gu Fretotte replaced Bulger. On his 3rd snap, MLB Gerald Hayes INT'd Fretotte and took it 30 yards for his 1st career TD and the game's final score.

**SCORING SUMMARY**

	1	2	3	4	OT	F
RAMS	3	3	13	0	—	19
CARDINALS	3	21	7	17	—	48

Team	Qtr.	Time	Scoring Play	Drive	Score
Rams	1	10:26	Wilkins 37-yard FG	8-53, 4:34	3-0
CARDS	1	4:27	Rackers 23-yard FG	15-75, 5:59	3-3
CARDS	2	7:45	James 2-yard run (Rackers kick)	8-57, 3:24	3-10
CARDS	2	6:40	Rolle 47-yard INT return (Rackers kick)	—	3-17
CARDS	2	1:06	Fitzgerald 21-yard pass from Warner (Rackers kick)	8-64, 3:58	3-24
Rams	2	0:09	Wilkins 42-yard FG	9-57, 0:57	6-24
Rams	3	12:42	Klopffenstein 36-yard pass from Bulger (Wilkins kick)	2-37, 0:41	13-24
CARDS	3	5:45	Fitzgerald 6-yard pass from Warner (Rackers kick)	12-80, 6:57	13-31
Rams	3	1:48	Atogwe 52-yard INT return (2-point try failed)	—	19-31
CARDS	4	13:37	Boldin 20-yard pass from Warner (Rackers kick)	6-71, 3:11	19-38
CARDS	4	3:57	Rackers 33-yard FG	8-25, 4:44	19-41
CARDS	4	3:09	Hayes 30-yard INT return (Rackers kick)	—	19-48

**STATISTICS**

	STL	AZ
First Downs	13	25
Rushes-Yards	24-75	32-124
Net Passing Yards	159	300
Total Net Yards	234	424
Passing (A-C-1)	30-14-3	39-23-2
Sacked by Opp.	3-21	0-0
Punts-Average	3-52.7	1-40.0
Fumbles-Lost	1-0	1-0
Penalties	7-50	8-63
Time of Possession	24:07	35:53

Weather: Sunny, 60 degrees, humidity 20%, wind at 3 mph.

**RUSHING**

RAMS: Jackson 18-55; Leonard 5-15; Stanley 1-5.

CARDS: James 24-102, TD; Warner 3-19; Arrington 4-2; Hasselbeck 1-(-1).

**PASSING**

RAMS: Bulger 13-25, 176 yds, 1 TD, 2 INT; Fretotte 1-5, 4 yds, 0 TD, 1 INT.


CARDS: Warner 23-39, 300 yds, 3 TD, 2 INT.

**RECEIVING**RAMS: Holt 7-93; Bruce 2-39; Klopffenstein 1-36, TD; McMichael 1-4; Bennett 1-4; Leonard 1-3; S. Jackson 1-1.  
CARDS: Fitzgerald 11-171, 2 TD; Boldin 4-56, TD; James 3-34; B. Johnson 2-10; Bienemann 1-13; Urban 1-13; Arrington 1-3.

## PLAYER PARTICIPATION

		at San Francisco	Seattle	at Baltimore	Pittsburgh	at St. Louis	Carolina	at Washington	at Tampa Bay	Detroit	at Cincinnati	San Francisco	Cleveland	at Seattle	at New Orleans	Atlanta	St. Louis	GP/PS/DNP/IA	
27	Adams, Michael	PS	PS	PS	PS	PS	PS	PS	PS	P	P	P	P	P	P	P	P	7-0-0-0	
28	Arlington, J.J.	P	P	P	P	P	P	P	P	P	P	P	P	P	P	P	P	16-0-0-0	
67	Badger, Brad	-	IA	IA	DNP	P	IA	IA	Released on 10/29									1-0-1-4	
91	Bailey, Rodney	P	P	P	P	P	P	P	P	P	P	P	P	P	P	P	P	16-0-0-0	
41	Bain, Travarous	-	-	-	-	-	-	-	PS	PS	PS	PS	PS	PS	PS	PS	PS	N/A	
3	Baker, Matt	-	-	-	-	-	PS	-	PS	Released on 11/6									N/A
5	Barr, Mike	P	P	P	P	P	P	P	P	P	P	Released on 11/27					11-0-0-0		
33	Baylark, Steve	PS	PS	PS	PS	PS	PS	PS	PS	PS	PS	PS	PS	PS	PS	PS	PS	N/A	
52	Beisel, Monty	P	P	P	P	P	P	WLB	WLB	P	P	P	P	P	P	P	P	16-2-0-0	
17	Berger, Mitch	-	-	-	-	-	-	-	-	-	-	-	P	P	P	P	P	5-0-0-0	
92	Berry, Bertrand	DE	DE	DE	DE	DE	DE	DE	DE	IR	IR	IR	IR	IR	IR	IR	IR	9-9-0-0	
83	Bienemann, Troy	P	TE	TE	P	P	P	P	TE	P	P	P	P	P	P	P	TE	16-4-0-0	
51	Blackstock, Darryl	P	P	P	P	P	P	P	P	P	P	P	P	P	P	P	P	16-0-0-0	
81	Boldin, Anquan	WR	WR	WR	IAJ	IAJ	IAJ	WR	WR	WR	WR	WR	WR	IAJ	P	WR	WR	12-11-0-4	
78	Branch, Alan	IAJ	IAJ	IA	IA	IA	P	P	P	P	P	P	P	P	P	P	P	11-0-0-5	
15	Breaston, Steve	P	P	P	P	P	P	P	P	P	P	P	P	P	P	P	P	16-0-0-0	
61	Brown, Elton	P	P	RT	RT	RT	RT	RT	RT	IA	IA	IA	IA	IA	IA	IA	DNP	9-5-1-6	
75	Brown, Levi	RT	RT	RT	IAJ	IAJ	IAJ	P	P	RT	RT	RT	RT	RT	RT	RT	RT	13-11-0-3	
20	Brown, Ralph	P	P	P	P	P	P	P	P	P	P	P	P	P	P	P	P	16-0-0-0	
6	Campbell, Lang	PS	PS	PS	PS	PS	Released on 10/9											N/A	
46	Castille, Tim	IA	IA	IA	IA	IA	IA	IA	IA	IA	IA	IA	IA	IA	IA	IA	IA	0-0-0-16	
35	Celestin, Oliver	P	P	P	P	P	P	P	IA	P	SS	SS	SS	SS	P	P	P	15-4-0-1	
93	Cooper, Chris	P	P	P	P	P	P	P	P	IA	IA	P	P	P	IA	P	IA	12-0-0-4	
18	Cornelius, Jemalle	-	-	-	-	-	-	-	-	-	-	-	-	PS	PS	PS	PS	N/A	
58	Dansby, Karlos	LB	LB	LB	LB	LB	WLB	IAJ	IAJ	WLB	WLB	WLB	WLB	WLB	WLB	WLB	WLB	14-14-0-2	
90	Dockett, Darnell	DT	DT	DT	DT	DT	DT	DT	DT	DT	DT	DT	DT	DT	DT	DT	DT	16-16-0-0	
84	Euhus, Tim	P	P	P	P	P	P	P	P	IA	IA	IA	-	-	P	P	IA	10-0-0-4	
11	Fitzgerald, Larry	WR	WR	WR	WR	WR	WR	WR	WR	WR	WR	WR	IAJ	WR	WR	WR	WR	15-15-0-1	

## PFWA'S ARIZONA CHAPTER HONORS FITZGERALD



Cardinals wide receiver Larry Fitzgerald was honored in 2007 by the Arizona Chapter of the Pro Football Writers Association.

Fitzgerald was given the Lloyd Herberg MVP Award for his outstanding performance. In 2007, he earned his second Pro Bowl invitation while recording his second 100-catch season and second 1,000-yard season of his career, hauling in 100 receptions for 1,409 yards and 10 touchdowns. The annual awards are sponsored by Oregon's Pizza Bistros.

The MVP award was named after Lloyd Herberg, the former Cardinals beat writer for The Arizona Republic. Herberg covered the Cardinals from 1988, when the team moved to Arizona, until his death in May of 1994 after a courageous battle with cancer.

## PLAYER PARTICIPATION

	at San Francisco	Seattle	at Baltimore	Pittsburgh	at St. Louis	Carolina	at Washington	at Tampa Bay	Detroit	at Cincinnati	San Francisco	Cleveland	at Seattle	at New Orleans	Atlanta	St. Louis	GP	GS	DNP	IA
47	Francisco, Aaron	P	P	P	P	P	IAJ	P	IAJ	IAJ	IAJ	IAJ	IAJ	SS	SS	SS	10	3-0	6	
69	Gandy, Mike	LT	LT	LT	LT	LT	LT	LT	LT	LT	LT	LT	LT	LT	LT	LT	16	16	0-0	0
25	Green, Eric	RCB	RCB	RCB	RCB	RCB	RCB	RCB	RCB	RCB	RCB	RCB	IR	IR	IR	IR	11	11	0-0	0
4	Hasselbeck, Tim	-	-	-	-	-	IA	IA	IA	IA	IA	IA	IA	IA	IA	P	1	0-0	9	
54	Hayes, Gerald	MLB	MLB	MLB	MLB	MLB	MLB	MLB	MLB	MLB	MLB	MLB	MLB	MLB	MLB	MLB	16	16	0-0	0
48	Hodel, Nathan	P	P	P	P	P	P	P	P	P	P	P	P	P	P	P	16	0	0-0	0
57	Holloway, David	PS	PS	PS	PS	PS	PS	PS	PS	PS	PS	PS	PS	PS	PS	IA	0	0	0-1	0
42	Holt, Terrence	FS	FS	FS	FS	FS	FS	FS	FS	FS	FS	FS	FS	FS	FS	FS	16	16	0-0	0
26	Hood, Roderick	LCB	LCB	LCB	LCB	LCB	LCB	LCB	LCB	LCB	LCB	LCB	LCB	LCB	LCB	LCB	16	16	0-0	0
32	James, Edgerrin	RB	RB	RB	RB	RB	RB	RB	RB	RB	RB	RB	RB	RB	RB	RB	16	16	0-0	0
50	Johnson, Al	C	IAJ	IAJ	C	C	C	C	C	C	C	C	C	C	C	C	14	14	0-2	
59	Johnson, Brandon	IA	-	IA	IA	IA	IA	P	IA	P	P	P	P	IA	IA	IA	6	0	0-9	
80	Johnson, Bryant	P	P	P	WR	WR	WR	WR	P	P	P	P	WR	WR	WR	WR	16	8	0-0	
34	Jue, Bhawoh	-	-	-	-	-	-	-	-	-	-	-	DNP	IA	IA	IA	1	0	1-3	
96	Kolodziej, Ross	IAJ	IAJ	P	IA	P	IA	IA	IA	IA	P	IAJ	IAJ	IAJ	IAJ	IAJ	3	0	0-12	
60	Leckey, Nick	IA	IA	Released on 9/18													0	0	0-2	
7	Leinart, Matt	QB	QB	QB	QB	QB	IR	IR	IR	IR	IR	IR	IR	IR	IR	IR	5	5	0-0	
76	Lutui, Deuce	RG	RG	RG	RG	RG	RG	RG	RG	RG	RG	RG	RG	RG	RG	IAJ	15	15	0-1	
86	Merritt, Ahmad	IR	IR	IR	IR	IR	IR	IR	IR	IR	IR	IR	IR	IR	IR	IR				N/A
87	Morey, Sean	P	P	P	P	P	P	IAJ	P	P	P	P	P	P	P	P	15	0	0-1	
95	Moses, Quentin	IA	IA	IA	IA	IA	IA	Released on 10/16									0	0	0-6	
56	Okeafor, Chike	IR	IR	IR	IR	IR	IR	IR	IR	IR	IR	IR	IR	IR	IR	IR				N/A
55	Okobi, Chukky	-	DNP	P	IA	IA	Released on 10/9										1	0	1-2	
97	Pace, Calvin	LB	DE	DE	LB	DE	SLB	SLB	SLB	SLB	SLB	SLB	SLB	SLB	SLB	SLB	16	16	0-0	0
89	Patrick, Ben	PS	PS	PS	PS	PS	PS	IA	P	P	P	TE	P	TE	P	TE	8	3	0-1	
64	Peters, Scott	-	-	-	PS	PS	PS	PS	PS	PS	PS	PS	PS	PS	PS	PS				N/A
82	Pope, Leonard	TE	TE	TE	TE	TE	TE	TE	P	TE	TE	TE	TE	P	IR	IR	13	11	0-0	
1	Rackers, Neil	P	P	P	P	P	P	P	P	P	P	P	P	P	P	P	16	0	0-0	
12	Rattay, Tim	-	-	-	-	-	P	P	DNP	P	DNP	P	DNP	DNP	DNP	DNP	4	0	7-0	
10	Rector, Jamaica	-	-	-	-	-	PS	PS	PS	PS	PS	P	P	IA	IA	IA	2	0	0-3	
21	Rolle, Antrel	P	CB	CB	P	CB	P	P	P	P	P	P	RCB	RCB	RCB	RCB	16	8	0-0	
79	Ross, Oliver	IR	IR	IR	IR	IR	IR	IR	IR	IR	IR	IR	IR	IR	IR	IR				N/A
95	Schobel, Bo	-	-	-	-	-	-	-	-	-	-	IA	IA	P	IA	P	2	0	0-3	
63	Sendlein, Lyle	P	C	C	DNP	P	DNP	P	P	P	P	P	P	P	P	P	14	2	2-0	
31	Shipp, Marcel	P	P	P	P	P	P	P	P	P	P	P	P	P	P	P	16	0	0-0	
94	Smith, Antonio	DE	P	P	DE	P	DE	DE	DE	DE	DE	DE	DE	DE	DE	DE	16	13	0-0	
45	Smith, Terrelle	FB	P	P	FB	FB	FB	P	P	FB	FB	P	FB	FB	FB	P	16	10	0-0	
71	Tafoya, Joe	P	P	P	P	IAJ	IAJ	P	IA	P	DE	DE	DE	DE	DE	DE	13	7	0-3	
72	Torrey, Brandon	-	-	-	-	-	-	-	PS	PS	PS	PS	PS	PS	PS	PS				N/A
17	Trannon, Matt	PS	PS	PS	PS	PS	Released on 10/9													N/A
85	Urban, Jerheme	IA	IA	IA	P	P	P	WR	P	P	IA	IAJ	IAJ	WR	P	P	10	2	0-6	
68	Vallejo, Elliott	PS	PS	PS	PS	PS	PS	PS	PS	PS	PS	PS	PS	PS	PS	PS				N/A
53	Vaughn, Cameron	PS	PS	PS	Released on 9/25															N/A
73	Vincent, Keydrick	-	-	-	-	-	P	IA	IA	P	P	P	P	P	IA	RG	8	1	0-3	
22	Ware, Matt	P	P	IA	P	P	P	P	P	P	P	P	P	P	P	P	15	0	0-1	
13	Warner, Kurt	DNP	DNP	P	P	P	QB	QB	QB	QB	QB	QB	QB	QB	QB	QB	14	1	1-2	
98	Watson, Gabe	NT	NT	NT	NT	NT	NT	NT	NT	NT	NT	NT	NT	NT	NT	NT	16	16	0-0	
74	Wells, Reggie	LG	LG	LG	LG	LG	LG	LG	LG	LG	LG	LG	LG	LG	LG	LG	16	16	0-0	
24	Wilson, Adrian	SS	SS	SS	SS	SS	SS	SS	SS	IAJ	IAJ	IR	IR	IR	IR	IR	9	9	0-2	

P-Played, Position-Started, INJ-Injured, DNP-Did Not Play, IA-Inactive, IAJ-Inactive/Injured, IR-Injured Reserve, PS-Practice Squad, PUP-Physically Unable to perform list, SUS-NFL Suspension, NFI-Reserve/Non-Football Injury, RE-Roster Exemption



## 2007 MISCELLANEOUS STATS

Season Record.....	8-8	At Home.....	6-2	When won the coin toss.....	5-5
In NFC West Games.....	3-3	On the Road.....	2-6	When lost coin toss.....	3-3
In NFC East Games.....	0-1	Outdoors.....	4-6	When scored first.....	2-3
In NFC North Games.....	1-0	Indoors.....	4-2	When Opp. Scores First.....	6-5
In NFC South Games.....	1-3	On Natural Grass.....	6-6	In overtime games.....	1-1
In September.....	2-2	When Cards out-rush opponent.....	5-2		
In October.....	1-2	When Cards out-pass opponent.....	5-4		
In November.....	2-2	While wearing white jersey/white pants.....	1-4		
In December.....	3-2	While wearing while jersey/red pants.....	1-1		
		While wearing red jersey/white pants.....	3-2		
With roof open at U of P Stadium.....	3-1	While wearing red jersey/red pants.....	3-1		
With roof closed at U of P Stadium.....	3-1			When Tied at Halftime.....	0-1
				When Led at the End of 3rd Quarter.....	5-1
When Yielding 20 Points or Less.....	3-2			When Trailing at the End of 3rd Quarter.....	0-7
When Scoring 20 Points or More.....	8-4			When Tied at the End of 3rd Quarter.....	3-0
When Led at Halftime.....	7-2				
When Trailing at Halftime.....	1-5			When opponent has a 100-yard receiver.....	4-2
				When Arizona has a 300-yard passer.....	2-2
When Arizona has a 100-yd rusher.....	3-0			When opponent has a 300-yard passer.....	3-1
When opp. has a 100-yd rusher.....	2-2				
When Arizona has a 100-yd receiver.....	4-3				

## ARIZONA INSTANT REPLAY CHALLENGES (1-5)

Date	Opp	Explanation	Result
9-23	@ Balt	Challenge Balt. QB Steve McNair incomplete pass/fumble	Upheld
9-30	Pitt	Challenge Arz WR Bryant Johnson incomplete pass	Upheld
10-14	Car	Challenge Arz WR Larry Fitzgerald fumble on ARZ 44	Upheld
11-18	@ Cin	Challenge Cin WR Chris Henry touchdown in endzone	Upheld
12-2	Clev	Challenge Clev WR Braylon Edwards touchdown in 3rd quarter	Upheld
12-9	@ Sea	Challenge Arz QB Kurt Warner fumble in 4th quarter	Reversed

## OPPONENT INSTANT REPLAY CHALLENGES (1-6)

Date	Opp	Explanation	Result
9-30	Pitt	Challenge Arz WR Jerheme Urban TD reception	Upheld
10-7	@ STL	Challenge Arz G Reggie Wells fumble recovery for TD	Upheld
10-14	Car	Challenge Arz WR Larry Fitzgerald reception in 2nd quarter	Upheld
10-14	Car	Challenge Car RB DeShaun Foster fumble in 3rd quarter	Reversed
11-11	Det	Challenge Det WR Shaun McDonald fumble in 3rd quarter	Upheld
12-16	@ NO	Challenge NO RB Aaron Stecker ball spot in 1st quarter	Upheld
12-23	ATL	Challenge Arz WR Sean Morey kick return in 2nd quarter	Upheld

## BOOTH INITIATED REVIEWS

Date	Opp	Explanation	Result
9-10	@ SF	Challenge Arz QB Matt Leinart interception in 4th quarter	Upheld
10-7	@ STL	Challenge St. L. TE Randy McMichael TD reception in 4th quarter	Upheld
10-21	@ Was	Challenge Arz WR Jerheme Urban outside kick recovery in 4th	Upheld
11-25	SF	Challenge Arz WR Larry Fitzgerald reception on SF 40 in 4th	Upheld
11-25	SF	Challenge Arz WR Bryant Johnson reception on SF 1 in 4th	Upheld
12-2	Clev	Challenge Clev FS Sean Jones interception at Clev 49 in 2nd	Upheld
12-2	Clev	Challenge Clev QB Derek Anderson interception in endzone	Upheld
12-9	@ Sea	Challenge Arz WR Bryant Johnson TD reception in 2nd	Upheld
12-30	STL	Challenge Arz WR Larry Fitzgerald TD reception in 2nd	Upheld

## DEFENSIVE TOUCHDOWNS

Date	Opp	Play
10-7	@ STL	Arizona CB Rod Hood 68-yard interception return for a touchdown
10-21	@ Was	Washington LB London Fletcher 27-yard interception return for a TD
11-18	@ Cin	Arizona CB Antrel Rolle 55-yard interception return for a TD
		Arizona CB Antrel Rolle 54-yard interception return for a TD
11-25	SF	San Francisco LB Tully Banta-Cain fumble recovery in endzone for a TD
12-2	Clev	Arizona CB Rod Hood 71-yard interception return for a touchdown
12-9	@ Sea	Seattle CB Marcus Truitt 84-yard interception return for a touchdown
12-30	STL	Arizona CB Antrel Rolle 47-yard interception return for a touchdown
		St. Louis S Oshiomogho Atogwe 52-yard interception return for a TD
		Arizona MLB Gerald Hayes 30-yard interception return for a touchdown

## RETURN TOUCHDOWNS

Date	Opp	Play
9-23	@ Balt	Baltimore WR Yamon Figurs 75-yard punt return for a touchdown
9-30	Pitt	Arizona WR Steve Breaston 73-yard punt return for a touchdown
11-18	@ Cin	Cincinnati RB DeDe Dorsey 19-yard blocked punt return for a TD

## AZ TWO-POINT CONVERSION ATTEMPTS (0-1)

Date	Opp	Play
10-21	@ Was	Arizona WR Anquan Boldin pass incomplete to WR Larry Fitzgerald

## ONSIDE KICK ATTEMPTS/RECOVERIES

Date	Opp	Play
9-23	@ Balt	Cardinals K Neil Rackers onside kick recovered by CB Eric Green
9-30	Pitt	Pittsburgh K Jeff Reed onside kick recovered by WR Larry Fitzgerald
10-7	@ STL	St. Louis K Jeff Wilkins onside kick recovered by WR Larry Fitzgerald
10-21	@ Was	Cardinals K Neil Rackers onside kick recovered by WR Jerheme Urban
11-11	Det	Detroit K Jason Hanson onside kick goes out of bounds
12-9	@ Sea	Cardinals K Neil Rackers onside kick recovered by himself



# CLUB RECORDS

## SINGLE-GAME BESTS

## RUSHING YARDS

(All 100-yard games)

- 214 ...LeShon Johnson at New Orleans, Sept. 22, 1996 (21 carries)  
 203 ...John David Crow vs. Pittsburgh, Dec. 18, 1960 (24 carries)  
 193 ...Otis Anderson vs. Dallas, Sept. 2, 1979 (21 carries)  
 182 ...Wayne Morris at Minnesota, Nov. 6, 1977 (27 carries)  
 179 ...Stump Mitchell vs. Philadelphia, Dec. 17, 1985 (22 carries)  
 177 ...Otis Anderson vs. Buffalo, Nov. 15, 1981 (27 carries)  
 176 ...Bill Triplett at N.Y. Giants, Oct. 31, 1965 (23 carries)  
 174 ...Adrian Murrell at Philadelphia, Dec. 13, 1986 (32 carries)  
 173 ...Thomas Jones at Seattle, Sept. 15, 2002 (24 carries)  
 168 ...Otis Anderson at N.Y. Giants, Nov. 11, 1980 (31 carries)  
 165 ...Marcel Shipp vs. San Francisco, Oct. 26, 2003 (35 carries)  
 164 ...Otis Anderson vs. Minnesota, Nov. 4, 1979 (25 carries)  
 163 ...Ollie Matson vs. Washington, Nov. 21, 1954 (8 carries)  
 162 ...Willis Crenshaw at N.Y. Giants, Dec. 8, 1968 (28 carries)  
 160 ...Ronald Moore vs. Philadelphia, Nov. 7, 1993 (36 carries)  
 159 ...Ollie Matson vs. Pittsburgh, Nov. 25, 1956 (16 carries)  
 158 ...Stump Mitchell vs. New Orleans, Dec. 8, 1985 (28 carries)  
 157 ...John David Crow at Washington, Nov. 20, 1960 (17 carries)  
 156 ...Johnny Johnson vs. N.Y. Giants, Dec. 12, 1992 (36 carries)  
 Otis Anderson vs. Philadelphia, Dec. 18, 1983 (23 carries)  
 155 ...Ollie Matson vs. Washington, Nov. 20, 1957 (13 carries)  
 151 ...Otis Anderson vs. Philadelphia, Sept. 28, 1980 (27 carries)  
 148 ...Stump Mitchell vs. Houston, Oct. 27, 1985 (21 carries)  
 147 ...Jim Otis at Chicago, Dec. 14, 1975 (33 carries)  
 146 ...Johnny Johnson at Indianapolis, Dec. 20, 1992 (28 carries)  
 MacArthur Lane vs. Washington, Sept. 27, 1970 (28 carries)  
 Elmer Angsman vs. Green Bay, Oct. 10, 1948  
 145 ...Adrian Murrell vs. Philadelphia, Sept. 20, 1998 (22 carries)  
 Stump Mitchell at Philadelphia, Dec. 5, 1982 (25 carries)  
 Charley Trippi at Chicago Bears, Dec. 16, 1951  
 144 ...Ollie Matson vs. Cleveland, Sept. 30, 1956 (20 carries)  
 143 ...John David Crow vs. Dallas, Oct. 23, 1960 (24 carries)  
 141 ...Marcel Shipp vs. Cincinnati, Nov. 2, 2003 (28 carries)  
 140 ...Otis Anderson vs. N.Y. Giants, Dec. 9, 1979 (29 carries)  
 Jim Otis at Seattle, Sept. 12, 1976 (27 carries)  
 Bobby Joe Conrad vs. Washington, Sept. 27, 1957 (11 carries)  
 136 ...Anthony Thompson vs. New England, Nov. 25, 1990 (28 carries)  
 Otis Anderson at New England, Dec. 2, 1984 (30 carries)  
 Otis Anderson vs. Minnesota, Oct. 30, 1983 (24 carries)  
 Joe Childress at Philadelphia, Sept. 22, 1963 (29 carries)  
 John David Crow at Washington, Nov. 20, 1960 (15 carries)  
 135 ...Marcel Shipp vs. Oakland, Nov. 24, 2002 (16 carries)  
 Ronald Moore vs. N.Y. Giants, Dec. 26, 1993 (23 carries)  
 Prentice Gautt at Philadelphia, Oct. 1, 1961 (15 carries)  
 134 ...John David Crow at Philadelphia, Oct. 9, 1960 (16 carries)  
 133 ...Michael Pittman vs. Detroit, Nov. 14, 1999 (23 carries)  
 Otis Anderson at Philadelphia, Sept. 25, 1983 (29 carries)  
 Terry Metcalf at Philadelphia, Sept. 1, 1973 (16 carries)  
 132 ...MacArthur Lane vs. New Orleans, Oct. 11, 1970 (16 carries)  
 130 ...Otis Anderson vs. Seattle, Nov. 13, 1983 (29 carries)  
 Otis Anderson at Baltimore, Nov. 22, 1981 (29 carries)  
 Donny Anderson vs. N.Y. Giants, Oct. 28, 1973 (18 carries)  
 Johnny Roland at Washington, Nov. 5, 1967 (25 carries)  
 Ollie Matson vs. Pittsburgh, Nov. 5, 1955 (13 carries)  
 Charley Trippi vs. Washington, Sept. 26, 1949  
 129 ...Stump Mitchell vs. Washington, Dec. 21, 1985 (12 carries)  
 Otis Anderson vs. San Francisco, Dec. 2, 1979 (27 carries)  
 128 ...Edgerin James vs. Seattle, Sept. 16, 2007 (24 carries)  
 Cid Edwards vs. Pittsburgh, Nov. 30, 1969 (13 carries)  
 Bill Thornton at Philadelphia, Nov. 22, 1964 (12 carries)  
 127 ...Ermitt Smith vs. New Orleans, Oct. 3, 2004 (21 carries)  
 126 ...Ronald Moore vs. L.A. Rams, Dec. 5, 1993 (23 carries)  
 Stump Mitchell at Tampa Bay, Oct. 12, 1986 (20 carries)  
 Otis Anderson at New Orleans, Oct. 5, 1980 (22 carries)  
 George Grosvenor vs. Chicago Bears, Nov. 28, 1936  
 125 ...MacArthur Lane at Philadelphia, Oct. 18, 1970 (15 carries)  
 Charley Trippi vs. N.Y. Giants, Oct. 30, 1949 (18 carries)  
 124 ...Johnny Roland vs. N.Y. Giants, Sept. 17, 1967 (21 carries)  
 123 ...Stump Mitchell vs. San Francisco, Sept. 18, 1983 (8 carries)  
 Wayne Morris at Washington, Nov. 19, 1978 (36 carries)  
 John Grigas at Detroit, Nov. 12, 1944 (25 carries)  
 122 ...Garrison Hearst at N.Y. Giants, Oct. 8, 1995 (23 carries) OT  
 Otis Anderson at Atlanta, Nov. 28, 1982 (20 carries)  
 Otis Anderson at Washington, Nov. 1, 1981 (18 carries)  
 Otis Anderson vs. Washington, Dec. 21, 1980 (22 carries)  
 Johnny Roland at Minnesota, Oct. 8, 1967 (17 carries)  
 121 ...Garrison Hearst at Detroit, Sept. 17, 1995 (22 carries)  
 Donny Anderson vs. N.Y. Giants, Nov. 11, 1972 (22 carries)  
 120 ...Johnny Johnson vs. Dallas, Oct. 14, 1990 (19 carries)  
 119 ...Otis Anderson at Indianapolis, Sept. 16, 1984 (23 carries)  
 Otis Anderson at L.A. Raiders, Dec. 11, 1983 (24 carries)  
 Terry Metcalf vs. Washington, Dec. 10, 1977 (19 carries)  
 Jim Otis at New York Giants, Dec. 12, 1976 (28 carries)  
 118 ...Ronald Moore at Washington, Oct. 16, 1995 (28 carries)  
 John David Crow vs. Dallas, Dec. 9, 1962 (18 carries)  
 117 ...Pat Harder vs. New York Yanks, Nov. 13, 1949  
 John Grigas vs. Detroit, Nov. 5, 1944 (30 carries)  
 116 ...Jim Otis vs. Philadelphia, Oct. 19, 1975 (23 carries)  
 Johnny Roland at N.Y. Giants, Nov. 28, 1971 (24 carries)  
 Elmer Angsman vs. Detroit, Oct. 23, 1949  
 115 ...Edgerin James vs. Seattle, Dec. 10, 2006 (26 carries)  
 Edgerin James at St. Louis, Dec. 3, 2006 (26 carries)  
 Jim Otis at Philadelphia, Nov. 7, 1976 (27 carries)  
 Ollie Matson at Pittsburgh, Nov. 28, 1954 (10 carries)  
 114 ...Edgerin James vs. Cleveland, Dec. 2, 2007 (24 carries)  
 113 ...Otis Anderson vs. San Diego Nov. 20, 1983 (28 carries)  
 Terry Metcalf at Seattle, Sept. 12, 1976 (16 carries)  
 112 ...Otis Anderson at Philadelphia, Nov. 18, 1979 (17 carries)  
 Jerry Latin at Detroit, Dec. 21, 1975 (15 carries)  
 Pat Harder vs. Chicago Bears, Dec. 1, 1946 (12 carries)  
 111 ...Otis Anderson at N.Y. Giants, Nov. 18, 1984 (24 carries)  
 Derrick McAdoo at San Francisco, Oct. 18, 1987 (23 carries)  
 Stump Mitchell vs. N.Y. Giants, Dec. 13, 1987 (26 carries)  
 110 ...Stump Mitchell at Cincinnati, Sept. 4, 1988 (22 carries)  
 Stump Mitchell at Tampa Bay, Sept. 18, 1988 (18 carries)  
 Earl Ferrell vs. Cleveland, Oct. 23, 1988 (18 carries)  
 Earl Ferrell at Dallas, Oct. 30, 1988 (19 carries)  
 Otis Anderson at Dallas, Oct. 7, 1984 (25 carries)  
 Otis Anderson vs. N.Y. Giants, Dec. 26, 1982 (30 carries)  
 109 ...Stump Mitchell vs. Miami, Sept. 30, 1984 (20 carries)  
 Otis Anderson vs. Washington, Dec. 12, 1982 (15 carries)  
 Otis Anderson at Houston, Oct. 7, 1979 (16 carries)  
 Otis Anderson at N.Y. Giants, Sept. 9, 1979 (31 carries)  
 Jim Otis vs. San Francisco, Oct. 31, 1976 (23 carries)  
 Jim Otis vs. Washington, Nov. 16, 1975 (23 carries)  
 Terry Metcalf vs. N.Y. Giants, Oct. 5, 1975 (15 carries)  
 Johnny Roland at Washington, Oct. 23, 1966 (20 carries)  
 Earl Ferrell vs. Washington, Sept. 25, 1988 (19 carries)  
 108 ...Johnny Johnson at N.Y. Giants, Oct. 21, 1990 (30 carries)  
 Stump Mitchell vs. N.Y. Giants, Oct. 24, 1983 (24 carries)  
 Dave Mann vs. Chicago, Nov. 27, 1955 (10 carries)  
 107 ...Michael Pittman vs. Cleveland, Oct. 8, 2000 (16 carries)  
 Adrian Murrell vs. Washington, Nov. 8, 1998 (23 carries)  
 Otis Anderson vs. Kansas City, Nov. 23, 1980 (16 carries)  
 Jim Otis vs. Baltimore, Dec. 4, 1976 (29 carries)  
 106 ...Ermitt Smith vs. Seattle, Oct. 24, 2004 (26 carries)  
 Otis Anderson at Kansas City, Oct. 2, 1983 (21 carries)  
 Johnny Roland vs. New Orleans, Dec. 3, 1967 (21 carries)  
 105 ...Edgerin James at San Francisco, Dec. 24, 2006 (29 carries)  
 Otis Anderson at Washington, Nov. 11, 1979 (25 carries)  
 Otis Anderson at Dallas, Oct. 21, 1979 (20 carries)  
 Donny Anderson at Cincinnati, Oct. 25, 1973 (18 carries)  
 104 ...Otis Anderson vs. Green Bay, Sept. 29, 1985 (20 carries)  
 Charley Trippi vs. Boston, Oct. 24, 1948 (9 carries)  
 103 ...Garrison Hearst vs. Minn., Nov. 12, 1995 (18 carries) OT  
 Johnny Johnson vs. Green Bay, Nov. 18, 1990 (15 carries)  
 Charley Trippi vs. Detroit, Nov. 7, 1948 (10 carries)  
 102 ...Edgerin James vs. St. Louis, Dec. 30, 2007 (24 carries)  
 Johnny Johnson vs. San Francisco, Nov. 1, 1992 (26 carries)  
 Otis Anderson at Philadelphia, Dec. 20, 1981 (19 carries)  
 Wayne Morris at New Orleans, Oct. 5, 1980 (22 carries)  
 Donny Anderson vs. Chicago, Oct. 29, 1972 (18 carries)  
 Bill Triplett vs. Cleveland, Dec. 1, 1963 (16 carries)  
 101 ...Jim Otis vs. N.Y. Giants, Oct. 5, 1975 (20 carries)  
 Stump Mitchell vs. Washington, Dec. 6, 1987 (20 carries)  
 Stump Mitchell at Tampa Bay, Dec. 20, 1987 (23 carries)

## CLUB RECORDS

- 100...Otis Anderson at Dallas, Nov. 16, 1980 (31 carries)  
 Terry Metcalf at Atlanta, Dec. 9, 1973 (18 carries)  
 John Grigas at Washington, Oct. 29, 1944 (30 carries)  
 George Grosvenor vs. Green Bay, Dec. 6, 1936 (35 carries)  
 Doug Russell vs. Chicago Bears, Dec. 1, 1935

## Passing Yards

- 522...Boomer Esiason at Washington, Nov. 10, 1996 (35-59) OT  
 484...Kurt Warner vs. San Francisco, Nov. 25, 2007 (34-48) OT  
 468...Neil Lomax at Washington, Dec. 16, 1984 (37-46)  
 465...Jake Plummer vs. Dallas, Nov. 15, 1998 (31-56)  
 457...Neil Lomax at San Diego, Sept. 20, 1987 (32-61)  
 431...Steve Beuerlein at Seattle, Dec. 19, 1993 (34-53) OT  
 428...Charley Johnson vs. Pittsburgh, Oct. 13, 1963 (21-42)  
 413...Dave Krieg vs. Atlanta, Nov. 26, 1995 (27-43) OT  
 405...Matt Leinart at Minnesota, Nov. 26, 2006 (31-51)+  
 398...Josh McCown vs. Carolina, Oct. 9, 2005 (29-46)  
 396...Jake Plummer vs. Green Bay, Jan. 2, 2000 (35-57)  
 394...Jake Plummer vs. New Orleans, Dec. 20, 1998 (32-44)  
 390...Neil Lomax at Philadelphia, Dec. 7, 1986 (30-48) OT  
 388...Jake Plummer at N.Y. Giants, Nov. 16, 1997 (22-33)  
 Neil Lomax vs. Dallas, Nov. 11, 1984 (27-52)  
 386...Charley Johnson vs. Philadelphia, Dec. 16, 1962 (17-32)  
 385...Josh McCown vs. San Francisco, Oct. 2, 2005 (32-46), (Mexico City)  
 Neil Lomax at Green Bay, Jan. 8, 1983 (32-51)  
 384...Neil Lomax vs. Philadelphia, Dec. 11, 1988 (29-50)  
 383...Chris Chandler at Dallas, Sept. 20, 1992 (28-43)  
 Charley Johnson at Philadelphia, Sept. 19, 1965 (20-43)  
 381...Tim Rosenbach vs. N.Y. Giants, Dec. 23, 1990 (23-41)  
 374...Charley Johnson vs. New Orleans, Nov. 2, 1969 (20-37)  
 371...Charley Johnson vs. Philadelphia, Dec. 13, 1964 (28-49)  
 369...Kurt Warner vs. Atlanta, Dec. 23, 2007 (35-52) OT  
 Neil Lomax at Atlanta, Nov. 29, 1987 (25-42)  
 367...Boomer Esiason vs. Philadelphia, Nov. 24, 1996 (24-43)  
 366...Kent Graham vs. St. Louis, Sept. 27, 1996 (37-58) OT  
 365...Charley Johnson at N.Y. Giants, Nov. 4, 1962 (26-41)  
 361...Neil Lomax vs. Washington, Oct. 21, 1984 (20-38)  
 359...Kurt Warner at Detroit, Nov. 13, 2005 (29-45)  
 358...Jeff Blake at Detroit, Sept. 7, 2003 (28-46)  
 356...Kurt Warner at San Diego, Dec. 31, 2006 (22-32)  
 354...Kurt Warner at San Francisco, Dec. 4, 2005 (29-45)  
 Neil Lomax at Dallas, Oct. 7, 1984 (19-29)  
 353...Neil Lomax vs. N.Y. Giants, Nov. 13, 1988 (23-35)  
 Jim Hart vs. Minnesota, Nov. 11, 1974 (28-42)  
 Jim Hart vs. Pittsburgh, Nov. 10, 1968 (17-40)  
 346...Jim Hart vs. Dallas, Oct. 17, 1976 (22-33)  
 344...Jim Hart vs. Atlanta, Nov. 9, 1980 (25-43)  
 343...Shaun King at Carolina, Nov. 21, 2004 (28-52)  
 342...Neil Lomax at L.A. Rams, Oct. 2, 1988 (28-43)  
 341...Neil Lomax vs. L.A. Rams, Nov. 4, 1984 (34-52)  
 339...Kent Graham at Tampa Bay, Sept. 28, 1997 (31-52)  
 337...Kurt Warner vs. Seattle, Dec. 9, 2007 (28-46)  
 Jake Plummer vs. Washington, Dec. 7, 1997 (19-38)  
 334...Kurt Warner vs. Seattle, Nov. 6, 2005 (29-48)  
 Jake Plummer vs. Detroit, Nov. 18, 2001 (21-33)  
 Steve Beuerlein at San Francisco, Oct. 24, 1993 (26-50)  
 Jim Hart vs. Philadelphia, Dec. 17, 1972 (19-30)  
 333...Jim Hart vs. Atlanta, Dec. 17, 1976 (22-40)  
 332...Neil Lomax at Washington, Oct. 16, 1988 (26-44)  
 329...Jim Hart at Cincinnati, Nov. 25, 1979 (23-38)  
 327...Kurt Warner vs. St. Louis, Sept. 18, 2005 (29-42)  
 324...Dave Krieg at Dallas, Sept. 24, 1995 (24-33)  
 Jim Hart at L.A. Rams, Nov. 14, 1976 (20-33)  
 323...Neil Lomax vs. San Francisco, Nov. 6, 1988 (25-41)  
 322...Jim Hart vs. N.Y. Giants, Sept. 7, 1980 (18-31)  
 320...Buddy Humphrey vs. N.Y. Giants, Nov. 21, 1965 (22-39)  
 Paul Christman vs. Detroit, Sept. 28, 1947  
 319...Neil Lomax at Dallas, Nov. 28, 1985 (28-43)  
 318...Jake Plummer at N.Y. Giants, Sept. 3, 2000 (28-49)  
 317...Jay Schroeder at Atlanta, Dec. 24, 1995 (26-42)  
 Jim Hart vs. Green Bay, Oct. 30, 1967 (16-29)  
 315...Kurt Warner vs. Jacksonville, Nov. 27, 2005 (29-46)  
 Charley Johnson vs. Philadelphia, Dec. 8, 1963 (14-29)  
 314...Neil Lomax at Dallas, Dec. 27, 1987 (28-54)  
 Neil Lomax vs. Tampa Bay, Nov. 8, 1987 (25-36)  
 Jim Hart at Dallas, Sept. 28, 1975 (15-32)  
 313...Jim Hart vs. Detroit, Oct. 1, 1967 (19-27)

- 312...Tom Tupa vs. New England, Sept. 29, 1991 (17-28)  
 310...Charley Johnson at Cleveland, Sept. 26, 1965 (11-19)  
 308...Dave Krieg vs. Kansas City, Oct. 1, 1995 (25-41)  
 Neil Lomax vs. Miami, Sept. 30, 1984 (22-37)  
 307...Josh McCown vs. San Francisco, Dec. 12, 2004 (26-44)  
 Jeff Blake at Pittsburgh, Nov. 9, 2003 (23-43)  
 306...Jim Hart vs. Washington, Sept. 23, 1979 (24-43)  
 Charley Johnson at Cleveland, Oct. 26, 1969 (15-30)  
 Charley Johnson at N.Y. Giants, Nov. 1, 1964 (15-29)  
 Pat Coffey vs. Chicago Bears, 1937  
 305...Dave Krieg at N.Y. Giants, Oct. 8, 1995 (23-38) OT  
 Jim Hart at Wash., Nov. 1, 1981 (24-39)  
 302...Charley Johnson vs. Dallas, Dec. 9, 1962 (13-27)  
 301...Kurt Warner vs. San Francisco, Sept. 10, 2006 (23-37)  
 Tim Rosenbach vs. Philadelphia, Dec. 29, 1990 (19-31)  
 Charley Johnson vs. Pittsburgh, Oct. 13, 1963 (21-42)  
 ...Kurt Warner vs. St. Louis, Dec. 30, 2007 (23-39)  
 Neil Lomax vs. N.Y. Giants, Dec. 9, 1984 (23-33)

## Receiving Yards

- 256...Sonny Randle at N.Y. Giants, Nov. 4, 1962 (16 rec., TD)  
 217...Anquan Boldin at Detroit, Sept. 7, 2003 (10 rec., 2 TD)  
 212...Jackie Smith vs. Pittsburgh, Oct. 13, 1963 (9 rec., 2 TD)  
 198...Sonny Randle at Cleveland, Sept. 26, 1965 (7 rec., 3 TD)  
 197...John Gilliam at Pittsburgh, Oct. 6, 1969 (10 rec., TD)  
 196...Roy Green at Washington, Dec. 16, 1984 (8 rec., 2 TD)  
 192...John Gilliam at Cleveland, Oct. 26, 1969 (4 rec., 3 TD)  
 190...Frank Sanders vs. Dallas, Nov. 15, 1996 (11 rec., TD)  
 189...Roy Green at Dallas, Oct. 7, 1984 (8 rec., 2 TD)  
 188...Rob Moore vs. Pittsburgh, Nov. 30, 1997 (8 rec., TD)  
 Frank Sanders at N.Y. Giants, Nov. 16, 1997 (9 rec., TD)  
 187...Mel Gray at N.Y. Giants, Oct. 25, 1975 (7 rec., 2 TD)  
 184...David Boston at Cincinnati, Dec. 3, 2000 (9 rec., 2 TD)  
 183...Roy Green at Indianapolis, Sept. 16, 1984 (8 rec., 2 TD)  
 Dave Stief vs. Atlanta, Dec. 17, 1978 (9 rec., TD)  
 181...Anquan Boldin at Baltimore, Sept. 23, 2007 (14 rec., 2 TD)  
 176...Roy Green vs. N.Y. Giants, Nov. 13, 1988 (9 rec., TD)  
 175...Taz Anderson vs. Philadelphia, Dec. 16, 1962 (8 rec.)  
 172...Larry Fitzgerald at Minnesota, Nov. 26, 2006 (11 rec.)  
 Rytzy Centers vs. Dallas, Dec. 25, 1995 (12 rec.)  
 171...Larry Fitzgerald vs. St. Louis, Dec. 30, 2007 (11 rec., 2 TD)  
 170...Roy Green vs. Dallas, Sept. 19, 1982 (10 rec., TD)  
 167...Gus Tinsley vs. Cleveland, Nov. 27, 1938 (6 rec., TD)  
 166...Roy Green at Seattle, Sept. 17, 1989 (8 rec., 3 TD)  
 Erma Jones vs. Philadelphia, Dec. 10, 1988 (6 rec., TD)  
 Roy Green vs. Chicago, Oct. 14, 1984 (6 rec.)  
 John Gilliam vs. Philadelphia, Nov. 21, 1971 (6 rec.)  
 165...Bob Shaw vs. Baltimore, Oct. 2, 1950 (8 rec., 5 TD)  
 164...Dave Williams vs. New Orleans, Nov. 2, 1969 (8 rec., 4 TD)  
 163...Roy Green vs. Washington, Oct. 21, 1984 (6 rec., 2 TD)  
 Don Stonesifer vs. Washington, Nov. 21, 1954  
 162...Anquan Boldin vs. Atlanta, Dec. 23, 2007 (13 rec., 2 TD) OT  
 Anquan Boldin vs. Carolina, Oct. 9, 2005 (10 rec., TD)  
 Woodley Lewis at Philadelphia, Dec. 15, 1957 (6 rec., 3 TD)  
 161...Billy Stacy vs. N.Y. Giants, Oct. 8, 1961 (3 rec., TD)  
 Ollie Matson at Pittsburgh, Nov. 28, 1954 (5 rec., TD)  
 160...Mal Kutner vs. Detroit, Sept. 28, 1947

## Sacks

- 4.5...Curtis Greer vs. Philadelphia, Dec. 18, 1983  
 4.0...Bertrand Berry vs. N.Y. Giants, Nov. 14, 2004  
 3.0...Bertrand Berry at Oakland, Oct. 22, 2006  
 3.0...Adrian Wilson at St. Louis, Nov. 20, 2005  
 3.0...Simeon Rice at Philadelphia, Nov. 19, 2000  
 3.0...Ken Harvey at Washington, Sept. 12, 1993  
 3.0...Ken Harvey at Dallas, Nov. 3, 1991  
 3.0...Ken Harvey at Atlanta, Dec. 9, 1990  
 3.0...Freddie Joe Nunn at Dallas, Oct. 30, 1988  
 3.0...Freddie Joe Nunn at Tampa Bay, Dec. 20, 1987  
 3.0...Curtis Greer vs. Dallas, Sept. 13, 1987  
 3.0...Al Baker vs. Philadelphia, Dec. 16, 1983  
 3.0...E.J. Junior at N.Y. Giants, Dec. 4, 1983  
 3.0...David Galloway vs. Seattle, Nov. 13, 1983  
 3.0...Curtis Greer vs. Dallas, Sept. 11, 1983

\*Playoff Game    +NFL rookie record

## LONGEST PLAYS

## Longest Runs

- 83.... John David Crow vs. Washington, Oct. 4, 1958 (TD)  
 82.... Elmer Angsman vs. Detroit, Oct. 23, 1949 (TD)  
 80.... Paddy Driscoll vs. K.C., Oct. 18, 1925 (TD)  
 79.... Ollie Matson vs. Pittsburgh, Nov. 25, 1956  
     Ollie Matson vs. Washington, Nov. 21, 1954  
 78.... Charles Belden vs. Frankford, Oct. 25, 1930 (TD)  
 76.... Ottis Anderson vs. Dallas, Sept. 2, 1979 (TD)  
 75.... Ottis Anderson at Philadelphia, Nov. 18, 1979  
     Terry Metcalf at Washington, Sept. 22, 1974 (TD)  
     MacArthur Lane at Philadelphia, Oct. 18, 1970  
     Ollie Matson vs. Pittsburgh, Nov. 28, 1954  
     Mickey McDonald vs. Minneapolis, Oct. 13, 1929 (TD)  
 74.... Adrian Murrell at Dallas, Jan. 2, 1999#  
     MacArthur Lane vs. New Orleans, Oct. 11, 1970 (TD)  
 72.... Elmer Angsman vs. Green Bay, Oct. 10, 1948 (TD)  
 71.... Pat Harder vs. N.Y. Giants, Oct. 17, 1948 (TD)  
 70.... LeShon Johnson at New Orleans, Sept. 22, 1996 (TD)  
     Johnny Roland at Washington, Nov. 5, 1967  
 66.... LeShon Johnson vs. St. Louis, Sept. 27, 1996-OT  
     Willis Crenshaw vs. Cleveland, Dec. 14, 1968 (TD)  
 64.... Stump Mitchell vs. Washington, Dec. 21, 1985  
     Ottis Anderson vs. Washington, Dec. 12, 1982  
 63.... Bill Triplett at Pittsburgh, Sept. 29, 1963  
 62.... Terry Metcalf vs. Dallas, Oct. 9, 1977 (TD)  
     Bill Thornton at Philadelphia, Nov. 22, 1964 (TD)  
 61.... Troy Hambrick vs. Miami, Nov. 7, 2004  
 61.... Elmer Angsman vs. Green Bay, Nov. 24, 1946 (TD)  
 60.... Stump Mitchell vs. Philadelphia, Nov. 17, 1985  
 60.... Bill Triplett at N.Y. Giants, Oct. 31, 1965 (TD)  
 58.... Thomas Jones at Seattle, Sept. 15, 2002 (TD)  
     Michael Pittman vs. Detroit, Nov. 14, 1999 (TD)  
 57.... Garrison Hearst vs. New England, Oct. 10, 1993  
     Jerry Latin at Detroit, Dec. 21, 1975 (TD)  
     John David Crow at Washington, Oct. 4, 1964  
     John David Crow vs. Pittsburgh, Dec. 18, 1960



Frank Bernardi has the longest punt return in Cardinal history, a 95-yard touchdown run against the Redskins in 1956.

- 56.... Marcel Shipp at Philadelphia, Nov. 17, 2002  
     LeShon Johnson at New Orleans, Sept. 22, 1996 (TD)  
 55.... Bill Thornton at Minnesota, Oct. 6, 1963 (TD)  
     Frank Mestrik vs. Washington, Nov. 5, 1960  
 54.... Donny Anderson vs. N.Y. Giants, Oct. 28, 1973  
     Johnny Roland vs. New Orleans, Dec. 3, 1967 (TD)  
     Prentice Gautt at Philadelphia, Oct. 1, 1961 (TD)  
 52.... Ottis Anderson at N.Y. Giants, Nov. 30, 1980  
     Terry Metcalf at N.Y. Jets, Nov. 23, 1975  
 51.... Ottis Anderson at Dallas, Nov. 16, 1980 (TD)  
 50.... Terry Metcalf at Philadelphia, Sept. 16, 1973  
     Johnny Roland at Washington, Oct. 23, 1966  
     John David Crow vs. Dallas, Oct. 23, 1960  
     #NFC Wild Card Playoff

## Longest Pass Plays

- 98.... Jim Hart to Ahmad Rashad vs. L.A. Rams, Dec. 10, 1972  
     Ogden Compton to Dick Lane at Green Bay, Nov. 13, 1955 (TD)  
     Doug Russell to Gaynell Tinsley vs. Cleveland, Nov. 27, 1938 (TD)  
 97.... Pat Coffee to Gaynell Tinsley vs. Chicago, Dec. 5, 1937 (TD)  
 93.... Neil Lomax to Ernie Jones vs. Phila., Dec. 10, 1988 (TD)  
 91.... M.C. Reynolds to John David Crow at Cleve., Oct. 12, 1958 (TD)  
 86.... Charley Johnson to Sonny Randle at Dallas, Oct. 28, 1962 (TD)  
 85.... M.C. Reynolds to Woodley Lewis vs. Wash., Sept. 27, 1959 (TD)  
 84.... Charley Johnson to John Gilliam at Cleve., Oct. 26, 1969 (TD)  
 83.... Neil Lomax to Roy Green vs. Wash., Oct. 21, 1984 (TD)  
     Lamar McHan to Gern Nagler vs. Washington, Oct. 6, 1957  
 82.... Paul Christman to Bill Dewell vs. Chicago Bears, Oct. 6, 1946 (TD)  
 81.... Gary Hammond to Jackie Smith vs. Dallas, Oct. 13, 1974  
     Frank Tripucka to Fran Polisfoot vs. Wash., Oct. 22, 1950 (TD)  
 80.... Jake Plummer to Marcel Shipp at St. Louis, Dec. 15, 2002 (TD)  
     Jim Hart to Earl Thomas at Dallas, Sept. 28, 1975 (TD)  
     Jim Hart to Mel Gray vs. Dallas, Oct. 13, 1974  
     Gary Keithley to Mel Gray at N.Y. Giants, Nov. 18, 1973 (TD)  
     Pete Beathard to Mel Gray at Phila., Dec. 12, 1971 (TD)  
     Jim Hart to Bobby Joe Conrad vs. Pitt., Nov. 10, 1968 (TD)  
     #Charley Johnson to Billy Gambrell vs. Green Bay at Miami, Jan. 5, 1965 (TD)  
     Ralph Guglielmi to Bill Stacy vs. N.Y. Giants, Oct. 8, 1961 (TD)  
     Paul Christman to Boris Dimancheff vs. Chicago Bears, Dec. 14, 1947 (TD)  
 79.... Jim Hart to John Gilliam at Detroit, Dec. 6, 1970  
 78.... Steve Pisarkiewicz to Mel Gray vs. Phila., Oct. 14, 1979 (TD)  
     Jim Hart to MacArthur Lane vs. N.Y. Giants, Dec. 13, 1970 (TD)  
     Charley Johnson to Willis Crenshaw at Cleve., Sept. 26, 1965 (TD)  
     Charley Johnson to Jackie Smith at N.Y. Giants, Nov. 1, 1964 (TD)  
     Charley Johnson to Joe Childress vs. Phila., Dec. 8, 1963 (TD)  
     Sam Etcheberry to Taz Anderson vs. Dallas, Dec. 10, 1961  
 77.... Tom Tupa to Don Holmes at L.A. Rams, Nov. 19, 1989 (TD)  
     Jim Hart to Mel Gray vs. San Francisco, Oct. 31, 1976 (TD)  
     Charley Johnson to Sonny Randle vs. Phila., Dec. 16, 1961 (TD)  
 76.... Jim Hart to Jackie Smith vs. New Orleans, Dec. 3, 1967 (TD)  
 75.... Neil Lomax to Pat Tilley at Baltimore, Nov. 22, 1981  
     Charley Johnson to John Gilliam at Cleve., Oct. 26, 1969 (TD)  
     Lamar McHan to Dick Lane at Chicago Bears, Dec. 9, 1956  
 74.... Jim Hart to Mel Gray vs. N.Y. Giants, Nov. 5, 1978  
     Jim Hart to Mel Gray at N.Y. Jets, Nov. 23, 1975  
     Jim Hart to Jackie Smith vs. Philadelphia, Oct. 22, 1967 (TD)  
     Charley Johnson to Sonny Randle vs. Dallas, Dec. 9, 1962 (TD)  
 72.... Chris Chandler to Ernie Jones N.Y. Giants, Oct. 11, 1992 (TD)  
     Tom Tupa to Ernie Jones vs. Dallas, Nov. 12, 1989 (TD)  
     Charley Johnson to Sonny Randle at Cleve., Sept. 26, 1965 (TD)  
     Charley Johnson to Bobby Joe Conrad vs. Dallas, Dec. 9, 1962 (TD)  
 71.... Dave Brown to Rob Moore at N.Y. Jets, Nov. 7, 1999  
     Jeff Blake to Anquan Boldin at Detroit, Sept. 7, 2003 (TD)  
     Neil Lomax to Roy Green at Dallas, Nov. 24, 1983 (TD)  
     Neil Lomax to Pat Tilley vs. San Diego, Nov. 20, 1983 (TD)  
     Tim Van Galder to Jackie Smith at Baltimore, Sept. 17, 1972  
     Jim Hart to Dave Williams vs. Pitt., Nov. 10, 1968 (TD)  
     Charley Johnson to Bobby Joe Conrad at Pitt., Oct. 17, 1965 (TD)

## CLUB RECORDS

- 70.... Jake Plummer to David Boston vs. Phila., Oct. 15, 2000 (TD)  
Jake Plummer to Frank Sanders at N.Y. Giants, Nov. 16, 1997 (TD)  
Charley Johnson to Jackie Smith at Phila. Sept. 19, 1965 (TD)  
#Playoff game

### Longest Punts

- 84.... Doug Russell vs. Chicago, Sept. 11, 1938  
81.... Mike Wood at N.Y. Giants, Dec. 10, 1978  
75.... Carl Birdsong at Philadelphia, Dec. 20, 1981  
73.... Rich Camarillo at Dallas, Sept. 20, 1992  
69.... Jerry Stovall vs. Cleveland, Dec. 1, 1963  
68.... Jeff Feagles at Minnesota, Dec. 1, 1996  
Greg Cater at San Francisco, Oct. 18, 1987  
67.... Scott Player vs. Chicago, Oct. 11, 1998  
Carl Birdsong at Tampa Bay, Nov. 10, 1985  
Chuck Latourette vs. Pittsburgh, Nov. 12, 1967  
66.... Greg Horne vs. N.Y. Giants, Nov. 13, 1988  
Carl Birdsong at Green Bay, Sept. 29, 1985  
Carl Birdsong at Atlanta, Oct. 18, 1981  
Larry Swider at Baltimore, Oct. 26, 1980  
65.... Carl Birdsong at Chicago, Dec. 19, 1982

### Longest Punt Returns

- 95..... Frank Bernardi at Washington, Oct. 14, 1956 (TD)  
88..... Phil Sarboe vs. N.Y. Giants, Oct. 27, 1935 (TD)  
86..... Chuck Latourette at New Orleans, Sept. 29, 1968 (TD)  
Johnny Roland at Philadelphia, Oct. 2, 1966 (TD)  
84..... Ken Hall vs. Pittsburgh, Nov. 1, 1959 (TD)  
82..... Don Paul vs. Philadelphia, Nov. 19, 1950 (TD)  
78..... Ollie Matson vs. Cleveland, Dec. 11, 1955 (TD)  
77..... Lee Nelson at Chicago, Dec. 16, 1979  
Ollie Matson vs. Chicago, Nov. 27, 1955 (TD)  
76..... Vai Sikaheha vs. N.Y. Giants, Dec. 13, 1987 (TD)  
74..... Johnny Roland at Dallas, Nov. 16, 1978 (TD)  
Billy Stacy vs. N.Y. Giants, Nov. 22, 1959 (TD)  
73..... Steve Breaston vs. Pittsburgh, Sept. 30, 2007 (TD)  
Bobby Joe Conrad vs. Philadelphia, Oct. 15, 1961 (TD)  
71..... Vai Sikaheha vs. Tampa Bay, Dec. 21, 1986 (TD)  
John Cochran vs. Green Bay, Nov. 27, 1949 (TD)  
70..... Willard Harrell at Washington, Nov. 19, 1978 (TD)  
Jerry Davis vs. N.Y. Giants, Oct. 17, 1948 (TD)  
69..... Terry Metcalf vs. New England, Nov. 2, 1975 (TD)  
Bobby Joe Conrad vs. N.Y. Giants, Nov. 22, 1959 (TD)  
68..... Willard Harrell vs. Pittsburgh, Sept. 16, 1979  
Jim Burson at San Francisco, Sept. 27, 1964 (TD)  
67..... Charley Trippi vs. Pittsburgh, Nov. 14, 1948 (TD)  
65..... Johnny Bailey vs. Dallas, Nov. 22, 1992  
61..... Vai Sikaheha vs. N.Y. Giants, Oct. 5, 1986  
60..... Vai Sikaheha vs. Tampa Bay, Dec. 21, 1986 (TD)  
58..... Johnny Bailey at Washington, Sept. 12, 1993 (TD)  
57..... Roy Green vs. Detroit, Dec. 7, 1980 (TD)  
55..... Arnold Jackson at Oakland, Dec. 2, 2001  
54..... Mark Bell at New Orleans, Oct. 5, 1980  
53..... Vai Sikaheha at Washington, Oct. 8, 1989  
51..... Gary Hammond at N.Y. Giants, Nov. 18, 1973  
50..... Kevin Williams vs. Philadelphia, Nov. 2, 1997  
Stump Mitchell vs. Washington, Sept. 20, 1981 (TD)

### Kickoff Returns

- 106... Roy Green at Dallas, Oct. 21, 1979 (TD)+  
105... Frank Seno at N.Y. Giants, Oct. 20, 1946 (TD)  
Ollie Matson at Washington, Oct. 14, 1956 (TD)  
103... George Hoey vs. Philadelphia, Nov. 21, 1971 (TD)  
102... Doug Russell vs. Cincinnati, Sept. 23, 1934 (TD)  
101... Ollie Matson vs. Pittsburgh, Nov. 23, 1958 (TD)  
100... Ollie Matson vs. Chicago, Oct. 5, 1952 (TD)  
John Gilliam at Green Bay, Dec. 21, 1969 (TD)  
Josh Scobey at St. Louis, Sept. 28, 2003 (TD)  
99... J.J. Arrington at Minnesota, Nov. 26, 2006 (TD)  
98... MarTay Jenkins at Minnesota, Nov. 12, 2000 (TD)  
97... Don Shy vs. Washington, Sept. 23, 1973 (TD)  
95... MarTay Jenkins at Seattle, Sept. 15, 2002 (TD)



With his 73-yard punt return against the Steelers in 2007, Steve Breaston became the first Cardinal rookie with a punt return touchdown since Vai Sikaheha in 1986.

- 94... Terry Metcalf vs. Cleveland, Sept. 24, 1974 (TD)  
Roy Shivers at Cleveland, Sept. 25, 1966 (TD)  
93... Terry Metcalf at Washington, Oct. 13, 1975 (TD)  
+NFL record

### Longest Interception Returns

- 99..... Adrian Wilson at Atlanta, Oct. 1, 2006 (TD)  
96..... Larry Wilson vs. Cleveland, Dec. 19, 1965 (TD)  
92..... Leo Sanford at Pittsburgh, Sept. 26, 1955 (TD)  
91..... Larry Wilson at Philadelphia, Oct. 2, 1966 (TD)  
79..... Mike Sensibaugh vs. N.Y. Giants, Oct. 31, 1977 (TD)  
78..... Kwamie Lassiter vs. Philadelphia, Dec. 5, 1999 (TD)  
Carl Allen at Chicago Bears, Dec. 16, 1979  
72..... Lorenzo Lynch vs. Seattle, Oct. 28, 1996 (TD)\*\*+  
71..... Rod Hood vs. Cleveland, Dec. 2, 2007 (TD)  
70..... Renaldo Hill vs. St. Louis, Nov. 23, 2003 (TD)  
Tommy Bennett at Philadelphia, Dec. 13, 1998 (TD)  
Carl Allen vs. Philadelphia, Sept. 28, 1980 (TD)  
69..... Pat Fischer vs. Philadelphia, Oct. 22, 1965 (TD)  
68..... Rod Hood at St. Louis, Oct. 7, 2007 (TD)  
Bob Nussbaumer at Green Bay, Oct. 16, 1949  
67..... Leonard Smith vs. Green Bay, Sept. 29, 1985  
\*\*+NFL record (Longest OT interception return for a touchdown in NFL history)

### Longest Fumble Returns

- 104... Aeneas Williams vs. Washington, Nov. 5, 2000 (TD)+  
99... Adrian Wilson at Minnesota, Nov. 26, 2006 (TD)  
88... Larry Wilson at Green Bay, Dec. 21, 1969 (TD)  
85... Eric Hill at L.A. Rams, Sept. 1, 1991 (TD)  
83... Vince Banonis vs. N.Y. Giants, Nov. 30, 1947 (TD)  
77... Mark Jackson vs. New Orleans, Oct. 11, 1987 (TD)  
72... Steve Neils vs. Cleveland, Oct. 28, 1979 (TD)  
71... Ron Yankowski at Washington, Sept. 22, 1974 (TD)  
62... Larry Stallings vs. Chicago, Sept. 28, 1969 (TD)  
58... Norm Thompson vs. L.A. Rams, Dec. 10, 1972 (TD)  
+Equals NFL record



## 100-YARD RUSHING GAMES

Date	Player	Opponent	Att.	Yards	Date	Player	Opponent	Att.	Yards
Dec. 30, 2007	Edgerrin James	vs. St. Louis	24	102	Oct. 7, 1979	Ottis Anderson - R	at Houston	16	109
Dec. 2, 2007	Edgerrin James	vs. Cleveland	24	114	Sept. 9, 1979	Ottis Anderson - R	at N.Y. Giants	31	109
Sept. 16, 2007	Edgerrin James	vs. Seattle	24	128	Sept. 2, 1979	Ottis Anderson - R	vs. Dallas	21	193
Dec. 24, 2006	Edgerrin James	at San Francisco	29	105	Nov. 19, 1978	Wayne Morris	at Washington	36	123
Dec. 10, 2006	Edgerrin James	vs. Seattle	26	115	Dec. 10, 1977	Terry Metcalf	vs. Washington	19	119
Dec. 3, 2006	Edgerrin James	at St. Louis	26	115	Nov. 6, 1977	Wayne Morris	at Minnesota	27	182
Oct. 24, 2004	Emmitt Smith	vs. Seattle	26	106	Dec. 4, 1976	Jim Otis	vs. New York Giants	28	119
Oct. 3, 2004	Emmitt Smith	vs. New Orleans	21	127	Dec. 12, 1976	Jim Otis	vs. Baltimore	29	107
Nov. 2, 2003	Marcel Shipp	vs. Cincinnati	29	141	Nov. 7, 1976	Jim Otis	at Philadelphia	27	115
Oct. 26, 2003	Marcel Shipp	vs. San Francisco	35	165	Oct. 31, 1976	Jim Otis	vs. San Francisco	23	109
Nov. 24, 2002	Marcel Shipp	vs. Oakland	16	135	Sept. 12, 1976	Jim Otis	at Seattle	27	140
Sept. 15, 2002	Thomas Jones	at Seattle	24	173	Sept. 12, 1976	Terry Metcalf	at Seattle	16	113
Oct. 8, 2000	Michael Pittman	vs. Cleveland	16	107	Dec. 21, 1975	Jerry Latin - R	at Detroit	15	112
Nov. 14, 1999	Michael Pittman	vs. Detroit	23	133	Oct. 31, 1975	Jim Otis	at Chicago	33	147
Dec. 13, 1998	Adrian Murrell	at Philadelphia	32	174	Nov. 16, 1975	Jim Otis	vs. Washington	23	109
Nov. 8, 1998	Adrian Murrell	vs. Washington	23	107	Oct. 19, 1975	Jim Otis	vs. Philadelphia	23	116
Sept. 20, 1998	Adrian Murrell	vs. Philadelphia	22	145	Oct. 5, 1975	Jim Otis	vs. N.Y. Giants	20	101
Sept. 22, 1996	LeShon Johnson	at New Orleans	21	214 #		Terry Metcalf	vs. N.Y. Giants	15	109
Nov. 12, 1995	Garrison Hearst	vs. Minnesota	18	103	Nov. 25, 1973	Donny Anderson	at Cincinnati	18	105
Oct. 16, 1995	Ronald Moore	vs. Washington	28	118	Dec. 9, 1973	Terry Metcalf	at Atlanta	18	100
Oct. 8, 1995	Garrison Hearst	at N.Y. Giants	23	122	Oct. 28, 1973	Donny Anderson	vs. N.Y. Giants	18	130
Sept. 17, 1995	Garrison Hearst	at Detroit	22	121	Sept. 16, 1973	Terry Metcalf - R	at Philadelphia	16	133
Dec. 26, 1993	Ronald Moore - R	vs. N.Y. Giants	23	135	Nov. 19, 1972	Donny Anderson	vs. N.Y. Giants	22	121
Dec. 5, 1993	Ronald Moore - R	vs. L.A. Rams	29	126	Oct. 29, 1972	Donny Anderson	vs. Chicago	18	102
Nov. 7, 1993	Ronald Moore - R	vs. Philadelphia	36 #	160	Nov. 28, 1971	Johnny Roland	at N.Y. Giants	24	116
Dec. 20, 1992	Johnny Johnson	at Indianapolis	28	146	Nov. 28, 1971	MacArthur Lane	at Philadelphia	15	125
Dec. 12, 1992	Johnny Johnson	vs. N.Y. Giants	36 #	156	Oct. 11, 1970	MacArthur Lane	vs. New Orleans	16	132
Nov. 1, 1992	Johnny Johnson	vs. San Francisco	26	102	Sept. 27, 1970	MacArthur Lane	vs. Washington	28	146
Nov. 25, 1990	Anthony Thompson - R	vs. New England	28	136	Nov. 30, 1969	Cid Edwards	vs. Pittsburgh	13	128
Nov. 18, 1990	Johnny Johnson - R	vs. Green Bay	15	103	Dec. 8, 1968	Willis Crenshaw	at N.Y. Giants	28	162
Oct. 21, 1990	Johnny Johnson - R	at N.Y. Giants	30	108	Dec. 3, 1967	Johnny Roland	vs. New Orleans	21	106
Oct. 14, 1990	Johnny Johnson - R	vs. Dallas	19	120	Nov. 5, 1967	Johnny Roland	at Washington	25	130
Oct. 30, 1988	Earl Ferrell	at Dallas	19	110	Oct. 8, 1967	Johnny Roland	at Minnesota	17	122
Oct. 23, 1988	Earl Ferrell	vs. Cleveland	18	110	Sept. 17, 1967	Johnny Roland	vs. N.Y. Giants	21	124
Sept. 25, 1988	Earl Ferrell	vs. Washington	19	109	Oct. 23, 1966	Johnny Roland - R	at Washington	20	109
Sept. 18, 1988	Stump Mitchell	at Tampa Bay	18	110	Oct. 31, 1965	Bill Triplet	at N.Y. Giants	23	176
Sept. 4, 1988	Stump Mitchell	at Cincinnati	22	110	Nov. 22, 1964	Bill Thornton	at Philadelphia	12	128
Dec. 20, 1987	Stump Mitchell	at Tampa Bay	23	101	Dec. 1, 1963	Bill Triplet	vs. Cleveland	16	102
Dec. 13, 1987	Stump Mitchell	vs. N.Y. Giants	26	111	Sept. 22, 1963	Joe Childress	at Philadelphia	29	136
Dec. 6, 1987	Stump Mitchell	vs. Washington	20	101	Dec. 9, 1962	John David Crow	vs. Dallas	18	118
Oct. 18, 1987	Derrick McAdoo - R	at San Francisco	23	111	Oct. 1, 1961	Prentice Gault	at Philadelphia	15	135
Oct. 12, 1986	Stump Mitchell	at Tampa Bay	20	126	Dec. 18, 1960	John David Crow	vs. Pittsburgh	24	203
Dec. 21, 1985	Stump Mitchell	vs. Washington	12	129	Nov. 20, 1960	John David Crow	at Washington	17	157
Dec. 8, 1985	Stump Mitchell	vs. New Orleans	26	158	Oct. 23, 1960	John David Crow	vs. Dallas	24	143
Nov. 17, 1985	Stump Mitchell	vs. Philadelphia	22	179	Oct. 9, 1960	John David Crow	at Philadelphia	16	134
Oct. 27, 1985	Stump Mitchell	vs. Houston	21	148	Sept. 27, 1959	Bobby Joe Conrad	vs. Washington	11	140
Sept. 29, 1985	Ottis Anderson	vs. Green Bay	20	104	Oct. 11, 1959	Ollie Matson	vs. Washington	13	155
Dec. 2, 1984	Ottis Anderson	at New England	30	136	Nov. 25, 1958	Ollie Matson	vs. Pittsburgh	16	159
Nov. 18, 1984	Ottis Anderson	at N.Y. Giants	24	111	Sept. 30, 1956	Ollie Matson	vs. Cleveland	20	144
Oct. 7, 1984	Ottis Anderson	at Dallas	25	110	Nov. 20, 1955	Dave Mann - R	vs. Chicago Bears	10	108
Sept. 30, 1984	Stump Mitchell	vs. Miami	20	109	Nov. 5, 1955	Ollie Matson	vs. Pittsburgh	13	130
Sept. 16, 1984	Ottis Anderson	at Indianapolis	25	119	Nov. 28, 1954	Ollie Matson	at Pittsburgh	10	115
Dec. 18, 1983	Ottis Anderson	vs. Philadelphia	23	156	Nov. 21, 1954	Ollie Matson	vs. Washington	8	163
Dec. 11, 1983	Ottis Anderson	at L.A. Raiders	24	119	Dec. 16, 1951	Charley Trippi	at Chicago Bears	13	145
Nov. 20, 1983	Ottis Anderson	vs. San Diego	26	113	Nov. 13, 1949	Pat Harder	vs. New York Yanks	13	117
Nov. 13, 1983	Ottis Anderson	vs. Seattle	29	130	Oct. 30, 1949	Charley Trippi	vs. N.Y. Giants	18	125
Oct. 30, 1983	Ottis Anderson	vs. Minnesota	24	136	Oct. 23, 1949	Elmer Angsman	vs. Detroit	12	116
Oct. 24, 1983	Stump Mitchell	vs. N.Y. Giants	24	106	Sept. 26, 1949	Charley Trippi	vs. Washington	10	130
Oct. 2, 1983	Ottis Anderson	at Kansas City	21	106	Nov. 7, 1948	Charley Trippi	vs. Detroit	10	103
Sept. 25, 1983	Ottis Anderson	at Philadelphia	29	133	Oct. 24, 1948	Charley Trippi	vs. Boston	9	104
Sept. 18, 1983	Stump Mitchell	vs. San Francisco	8	123	Oct. 10, 1948	Elmer Angsman	vs. Green Bay	18	146
Dec. 26, 1982	Ottis Anderson	vs. N.Y. Giants	30	110	Dec. 1, 1946	Pat Harder - R	vs. Chicago Bears	12	112
Dec. 12, 1982	Ottis Anderson	vs. Washington	15	109	Nov. 12, 1944	John Grigas	at Detroit	23	113
Dec. 5, 1982	Stump Mitchell	at Philadelphia	25	145	Nov. 5, 1944	John Grigas	vs. Detroit	30	127
Nov. 28, 1982	Ottis Anderson	at Atlanta	20	122	Oct. 29, 1944	John Grigas	at Washington	30	100
Dec. 20, 1981	Ottis Anderson	at Philadelphia	19	102	Dec. 6, 1936	George Grosvenor	vs. Green Bay	35	100
Nov. 22, 1981	Ottis Anderson	at Baltimore	29	130	Nov. 28, 1936	George Grosvenor	vs. Chicago Bears	--	126
Nov. 15, 1981	Ottis Anderson	vs. Buffalo	27	177	Dec. 1, 1936	Doug Russell	vs. Chicago Bears	--	100
Nov. 1, 1981	Ottis Anderson	at Washington	18	122					
Dec. 21, 1980	Ottis Anderson	vs. Washington	22	122					
Nov. 30, 1980	Ottis Anderson	at N.Y. Giants	31	168					
Nov. 23, 1980	Ottis Anderson	vs. Kansas City	16	107					
Nov. 16, 1980	Ottis Anderson	at Dallas	31	100					
Oct. 5, 1980	Ottis Anderson	at New Orleans	22	126					
	Wayne Morris	vs. New Orleans	22	102					
Sept. 28, 1980	Ottis Anderson	vs. Philadelphia	27	151					
Dec. 9, 1979	Ottis Anderson - R	vs. N.Y. Giants	29	140					
Dec. 2, 1979	Ottis Anderson - R	vs. San Francisco	27	129					
Nov. 18, 1979	Ottis Anderson - R	at Philadelphia	17	112					
Nov. 11, 1979	Ottis Anderson - R	at Washington	25	105					
Nov. 4, 1979	Ottis Anderson - R	vs. Minnesota	25	164					
Oct. 21, 1979	Ottis Anderson - R	at Dallas	20	104					

## Career 100-Yard Rushers (150 Total)

Ottis Anderson - 34; Stump Mitchell - 14; Jim Otis - 9; Edgerrin James - 6; Ollie Matson - 6; Johnny Johnson - 6; Johnny Roland - 6; John David Crow - 5; Terry Metcalf - 5; Charley Trippi - 5; Ronald Moore - 4; Donny Anderson - 4; Earl Ferrell - 3; John Grigas - 3; Garrison Hearst - 3; MacArthur Lane - 3; Wayne Morris - 3; Adrian Murrell - 3; Marcel Shipp - 3; Elmer Angsman - 2; George Grosvenor - 2; Pat Harder - 2; Michael Pittman - 2; Emmitt Smith - 2; Bill Triplet - 2; One Each: Joe Childress; Bobby Joe Conrad; Willis Crenshaw; Cid Edwards; Prentice Gault; LeShon Johnson; Thomas Jones; Jerry Latin; Dave Mann; Derrick McAdoo; Doug Russell; Anthony Thompson; Bill Thornton.

# denotes franchise record

\* and &amp; denote consecutive games

R - denotes rookies

# 100-YARD RECEIVING GAMES

Date	Player	Opponent	Receptions	Yards	Date	Player	Opponent	Receptions	Yards
Dec. 30, 2007	Larry Fitzgerald	vs. St. Louis	11	171	* Nov. 23, 1997	Rob Moore	at Baltimore	8	112
Dec. 23, 2007	Anquan Boldin	vs. Atlanta	13	162	* Nov. 16, 1997	Rob Moore	at N.Y. Giants	8	139
Dec. 9, 2007	Jerheme Urban	at Seattle	6	123		Frank Sanders	at N.Y. Giants	9	188
Nov. 25, 2007	Larry Fitzgerald	vs. San Francisco	9	156		Rob Moore	at Philadelphia	6	101
* Oct. 7, 2007	Larry Fitzgerald	at St. Louis	9	136	* Oct. 5, 1997	Rob Moore	vs. Minnesota	8	108
* Sept. 30, 2007	Larry Fitzgerald	vs. Pittsburgh	10	120	* Sept. 28, 1997	Rob Moore	at Tampa Bay	8	147
* Sept. 23, 2007	Anquan Boldin	at Baltimore	14	181	* Sept. 7, 1997	Rob Moore	vs. Dallas	6	108
Dec. 31, 2006	Anquan Boldin	at San Diego	4	112	Aug. 31, 1997	Frank Sanders	at Cincinnati	6	105
Nov. 26, 2006	Larry Fitzgerald	at Minnesota	11	172	Nov. 24, 1996	Rob Moore	vs. Philadelphia	9	156
Oct. 16, 2006	Anquan Boldin	at Minnesota	9	140	Oct. 27, 1996	Rob Moore	vs. N.Y. Jets	7	143
Sept. 24, 2006	Anquan Boldin	vs. Chicago	12	136	Sept. 29, 1996	Rob Moore	vs. St. Louis	9	143
Sept. 10, 2006	Anquan Boldin	vs. St. Louis	10	129	Sept. 1, 1996	Larry Centers	at Indianapolis	11	108
* Sept. 20, 2006	Larry Fitzgerald	vs. San Francisco	9	133	Dec. 25, 1995	Larry Centers	vs. Dallas	12	172
** Dec. 18, 2005	Anquan Boldin	at Houston	8	134	Dec. 9, 1995	Rob Moore	at San Diego	5	104
** Dec. 11, 2005	Anquan Boldin	vs. Washington	9	114	Nov. 26, 1995	Rob Moore	vs. Atlanta	8	121
** Dec. 4, 2005	Anquan Boldin	at San Francisco	11	156		Larry Centers	vs. Atlanta	7	101
** Nov. 27, 2005	Larry Fitzgerald	at San Francisco	8	129	Oct. 8, 1995	Frank Sanders	at N.Y. Giants	6	106
** Nov. 20, 2005	Anquan Boldin	at Jacksonville	10	115	Sept. 24, 1995	Rob Moore	at Dallas	9	154
** Nov. 13, 2005	Anquan Boldin	vs. St. Louis	8	105	Sept. 10, 1995	Frank Sanders	vs. Philadelphia	5	102
* Nov. 8, 2005	Larry Fitzgerald	at St. Louis	9	104	Dec. 4, 1994	Gary Clark	at Houston	6	120
** Oct. 9, 2005	Larry Fitzgerald	at Detroit	9	141	Jan. 2, 1994	Gary Clark	at Atlanta	9	121
** Oct. 6, 2005	Larry Fitzgerald	vs. Seattle	8	102	Dec. 19, 1993	Gary Clark	at Seattle	12	152
** Oct. 2, 2005	Anquan Boldin	vs. Carolina	10	162	Dec. 5, 1993	Gary Clark	vs. L.A. Rams	8	159
** Oct. 2, 2005	Larry Fitzgerald	vs. Carolina	9	136	Oct. 24, 1993	Anthony Edwards	at San Francisco	4	112
Sept. 18, 2005	Anquan Boldin	vs. San Francisco	8	118	Oct. 17, 1993	Ricky Proehl	vs. Washington	5	115
Sept. 11, 2005	Anquan Boldin	vs. San Francisco	7	102	Dec. 6, 1992	Ricky Proehl	vs. San Diego	6	112
Dec. 26, 2004	Larry Fitzgerald	vs. St. Louis	8	119	Nov. 29, 1992	Ricky Proehl	at Washington	7	104
Dec. 12, 2004	Anquan Boldin	at N.Y. Giants	13	155	Dec. 8, 1992	Ricky Proehl	at L.A. Rams	9	126
Dec. 21, 2003	Anquan Boldin	at Seattle	7	107	Oct. 11, 1992	Ernie Jones	vs. N.Y. Giants	6	125
Dec. 7, 2003	Anquan Boldin	vs. San Francisco	7	109	Sept. 13, 1992	Randal Hill	vs. Philadelphia	5	109
Nov. 23, 2003	Anquan Boldin	at Seattle	10	122	Sept. 23, 1991	Ernie Jones	vs. New England	8	145
Nov. 9, 2003	Anquan Boldin	at San Francisco	9	123	Dec. 29, 1990	Ricky Proehl	vs. New England	4	107
Nov. 2, 2003	Anquan Boldin	at Pittsburgh	6	123	Dec. 23, 1990	Rob Green	vs. Philadelphia	8	147
Sept. 7, 2003	Anquan Boldin	vs. St. Louis	6	123	Dec. 9, 1990	Ernie Jones	vs. N.Y. Giants	4	130
Nov. 10, 2002	Jason McCadley	vs. Seattle	5	113	Nov. 18, 1990	Roy Green	at Atlanta	6	102
Oct. 20, 2002	David Boston	vs. Dallas	6	110	Nov. 18, 1990	Roy Green	vs. Green Bay	4	107
Sept. 8, 2002	David Boston	at Washington	7	138	Dec. 3, 1989	Ernie Jones	vs. Green Bay	7	112
Dec. 30, 2001	David Boston	at Carolina	7	127	Dec. 3, 1989	Roy Green	vs. Washington	8	116
* Dec. 9, 2001	David Boston	vs. Washington	6	132	Nov. 12, 1989	Ernie Jones	vs. Dallas	3	139
* Dec. 2, 2001	David Boston	at Oakland	6	106	Oct. 15, 1989	Rob Await	vs. Dallas	6	105
* Nov. 25, 2001	David Boston	at San Diego	6	121	* Oct. 8, 1989	Ernie Jones	vs. Philadelphia	8	114
* Nov. 18, 2001	Frank Sanders	vs. Detroit	7	137	* Oct. 1, 1989	J.T. Smith	at Washington	8	114
* Nov. 11, 2001	David Boston	vs. N.Y. Giants	9	127	Sept. 17, 1989	J.T. Smith	vs. San Diego	11	123
* Nov. 4, 2001	David Boston	vs. Philadelphia	8	138		Roy Green	at Seattle	8	166
* Oct. 28, 2001	David Boston	at Dallas	9	106		J.T. Smith	at Seattle	7	104
* Oct. 21, 2001	David Boston	vs. Kansas City	7	131	* Sept. 10, 1989	J.T. Smith	at Detroit	10	121
* Oct. 7, 2001	MarTay Jenkins	at Philadelphia	6	119	Dec. 10, 1988	Ernie Jones	vs. Philadelphia	6	166
Sept. 23, 2001	David Boston	vs. Denver	8	145	&Nov. 20, 1988	J.T. Smith	at Houston	10	114
Dec. 3, 2000	David Boston	at Cincinnati	9	184	&Nov. 13, 1988	Roy Green	vs. N.Y. Giants	9	176
* Oct. 15, 2000	David Boston	vs. Philadelphia	6	123	Oct. 9, 1988	Roy Green	vs. Pittsburgh	4	119
* Sept. 10, 2000	David Boston	vs. Dallas	6	102	Sept. 18, 1988	J.T. Smith	at Tampa Bay	6	103
* Sept. 3, 2000	David Boston	at N.Y. Giants	9	126	Dec. 27, 1987	Jay Novacek	at Tampa Bay	5	102
** Jan. 2, 2000	Frank Sanders	at Green Bay	13	118		Roy Green	at Dallas	7	112
** Dec. 26, 1999	Rob Moore	at Green Bay	6	120		J.T. Smith	at Dallas	11	102
Nov. 28, 1999	Frank Sanders	at Atlanta	3	106	Nov. 29, 1987	J.T. Smith	at Atlanta	10	109
Oct. 10, 1999	Rob Moore	vs. N.Y. Giants	7	102	Nov. 8, 1987	Rob Await	vs. Tampa Bay	9	124
Dec. 27, 1998	David Boston	vs. N.Y. Giants	8	101	Nov. 1, 1987	J.T. Smith	vs. Philadelphia	10	112
Dec. 27, 1998	Frank Sanders	vs. San Diego	8	106	Oct. 4, 1987	J.T. Smith	at Washington	6	116
Dec. 20, 1998	Frank Sanders	vs. New Orleans	10	138	Sept. 20, 1987	Roy Green	at San Diego	7	139
Dec. 13, 1998	Rob Moore	vs. New Orleans	7	109	Dec. 7, 1986	J.T. Smith	at Philadelphia	10	131
Nov. 29, 1998	Frank Sanders	at Kansas City	6	100		Roy Green	at Philadelphia	6	100
Nov. 15, 1998	Frank Sanders	at Philadelphia	11	190	* Nov. 16, 1986	J.T. Smith	vs. New Orleans	8	106
Nov. 1, 1998	Rob Moore	at Detroit	5	107	* Nov. 9, 1986	J.T. Smith	vs. San Francisco	10	154
Oct. 4, 1998	Frank Sanders	vs. Oakland	10	118	Nov. 28, 1985	Pat Tilley	at Dallas	6	115
Dec. 7, 1997	Rob Moore	vs. Washington	5	114					
* Nov. 30, 1997	Rob Moore	vs. Pittsburgh	8	188					

(100-Yard Receiving Games continued on page 272)

# ALL-TIME RECEIVING GAMES OF 160+ YARDS

256	Sonny Randle at N.Y. Giants, Nov. 4, 1962 (16 rec., TD)	172	Larry Fitzgerald at Minnesota, Nov. 26, 2006 (11 rec.)
217	Anquan Boldin at Detroit, Sept. 7, 2003 (10 rec., 2 TD)		Larry Centers vs. Dallas, Dec. 25, 1995 (12 rec.)
212	Jackie Smith vs. Pittsburgh, Oct. 13, 1963 (9 rec., 2 TD)	171	Larry Fitzgerald vs. St. Louis, Dec. 30, 2007 (11 rec., 2 TD)
198	Sonny Randle at Cleveland, Sept. 26, 1965 (7 rec., 3 TD)	170	Roy Green vs. Dallas, Sept. 19, 1982 (10 rec., TD)
	John Gilliam at Pittsburgh, Oct. 6, 1959 (10 rec., TD)	167	Gus Hinesley vs. Cleveland, Nov. 27, 1938 (6 rec., TD)
196	Roy Green at Washington, Dec. 16, 1984 (8 rec., 2 TD)	166	Rob Green at Seattle, Sept. 17, 1989 (8 rec., 3 TD)
192	John Gilliam at Cleveland, Oct. 26, 1969 (6 rec., 2 TD)		Ernie Jones vs. Philadelphia, Dec. 10, 1988 (5 rec., TD)
190	Frank Sanders vs. Dallas, Nov. 15, 1998 (11 rec., TD)		Roy Green vs. Chicago, Oct. 14, 1984 (6 rec.)
189	Roy Green at Dallas, Oct. 7, 1984 (8 rec., 2 TD)		John Gilliam vs. Philadelphia, Nov. 21, 1971 (6 rec.)
188	Rob Moore vs. Pittsburgh, Nov. 30, 1997 (8 rec.)	165	Bob Shaw vs. Baltimore, Oct. 2, 1950 (8 rec., 5 TD)
	Frank Sanders at N.Y. Giants, Nov. 16, 1997 (9 rec., TD)	164	Dave Williams vs. New Orleans, Nov. 2, 1969 (8 rec., 4 TD)
187	Mel Gray at N.Y. Giants, Oct. 25, 1975 (7 rec., 2 TD)	163	Roy Green vs. Washington, Oct. 21, 1984 (6 rec., 2 TD)
184	David Boston at Cincinnati, Dec. 3, 2000 (9 rec., 2 TD)		Don Stonessifer vs. Washington, Nov. 21, 1954
183	Roy Green at Indianapolis, Sept. 16, 1984 (8 rec., 2 TD)	162	Anquan Boldin vs. Atlanta, Dec. 23, 2007 (13 rec., 2 TD)
	Dave Stief vs. Atlanta, Dec. 17, 1978 (9 rec., TD)		Anquan Boldin vs. Carolina, Oct. 9, 2005 (10 rec., TD)
181	Anquan Boldin at Baltimore, Sept. 23, 2007 (14 rec., 2 TD)		Woodley Lewis at Philadelphia, Dec. 15, 1957 (6 rec., 3 TD)
176	Roy Green vs. N.Y. Giants, Nov. 13, 1988 (9 rec., TD)	161	Billy Stacy vs. N.Y. Giants, Oct. 8, 1961 (3 rec., TD)
175	Taz Anderson vs. Philadelphia, Dec. 16, 1962 (8 rec.)	160	Ollie Matson at Pittsburgh, Nov. 28, 1954 (5 rec., TD)
			Mal Kutner vs. Detroit, Sept. 28, 1947



(100-Yard Receiving Games continued from page 271)

Date	Player	Opponent	Receptions	Yards	Date	Player	Opponent	Receptions	Yards
Nov. 4, 1985	Pat Tilley	vs. Dallas	6	113	Sept. 26, 1965	Sonny Randle	at Cleveland	7	198
Dec. 16, 1984	Roy Green	at Washington	8	196	Sept. 19, 1965	Jackie Smith	at Philadelphia	5	115
	Ottis Anderson	at Washington	12	124	Dec. 13, 1964	Jackie Smith	vs. Philadelphia	9	145
Nov. 18, 1984	Ottis Anderson	at N.Y. Giants	6	112	Nov. 22, 1964	Bobby Joe Conrad	vs. Philadelphia	5	110
Nov. 4, 1984	Roy Green	vs. L.A. Rams	5	105	Nov. 1, 1964	Jackie Smith	at N.Y. Giants	5	124
Oct. 21, 1984	Roy Green	vs. Washington	6	163		Bobby Joe Conrad	at N.Y. Giants	6	124
Oct. 14, 1984	Roy Green	vs. Chicago	6	166	Oct. 4, 1964	Sonny Randle	at Washington	5	139
Oct. 7, 1984	Roy Green	at Dallas	8	189	Sept. 20, 1964	Sonny Randle	at Cleveland	4	121
Sept. 16, 1984	Roy Green	at Indianapolis	8	183	Dec. 8, 1963	Bobby Joe Conrad	vs. Philadelphia	6	122
Nov. 13, 1983	Roy Green	vs. Seattle	6	130	Nov. 3, 1963	Joe Childress	vs. N.Y. Giants	5	118
Oct. 24, 1983	Roy Green	vs. N.Y. Giants	6	100	Oct. 27, 1963	Sonny Randle	at Washington	3	102
Sept. 18, 1983	Roy Green	vs. San Francisco	8	133	Oct. 20, 1963	Bobby Joe Conrad	vs. Green Bay	8	212
Sept. 11, 1983	Pat Tilley	vs. Dallas	7	105	Oct. 13, 1963	Jackie Smith	vs. Pittsburgh	9	159
Sept. 19, 1982	Roy Green	vs. Dallas	10	170	Oct. 6, 1963	Sonny Randle	vs. Minnesota	6	159
Nov. 22, 1981	Pat Tilley	at Baltimore	5	158	Dec. 16, 1962	Taz Anderson	vs. Philadelphia	6	175
Oct. 18, 1981	Pat Tilley	at Atlanta	8	100		Sonny Randle	vs. Philadelphia	9	134
Sept. 20, 1981	Roy Green	vs. Washington	4	115	Dec. 9, 1962	Sonny Randle	vs. Dallas	5	105
Nov. 9, 1980	Pat Tilley	vs. Atlanta	6	120		Bobby Joe Conrad	vs. Dallas	6	128
Nov. 2, 1980	Pat Tilley	vs. Dallas	5	145	Dec. 2, 1962	Bobby Joe Conrad	at Pittsburgh	7	106
Oct. 26, 1980	Mel Gray	at Baltimore	7	101	Nov. 11, 1962	Bobby Joe Conrad	vs. Pittsburgh	4	101
Oct. 21, 1980	Pat Tilley	at Detroit	10	128	Nov. 4, 1962	Bobby Joe Conrad	at N.Y. Giants	16	256
Nov. 25, 1979	Pat Tilley	at Cincinnati	5	134	Oct. 28, 1962	Sonny Randle	at Dallas	3	144
Sept. 23, 1979	Dave Stief	vs. Washington	6	125	Oct. 7, 1962	Bobby Joe Conrad	vs. N.Y. Giants	6	105
	Pat Tilley	vs. Washington	7	114	Sept. 30, 1962	Sonny Randle	at Washington	6	122
Dec. 17, 1978	Dave Stief	vs. Washington	7	114	Dec. 10, 1961	Sonny Randle	vs. Dallas	7	116
	Pat Tilley	vs. Atlanta	9	183	Dec. 3, 1961	Bobby Joe Conrad	vs. Washington	4	128
Nov. 5, 1978	Pat Tilley	vs. N.Y. Giants	4	101	Oct. 8, 1961	Billy Stacy	vs. N.Y. Giants	3	161
Oct. 22, 1978	Mel Gray	at N.Y. Jets	4	105	Dec. 18, 1960	Sonny Randle	vs. Pittsburgh	5	115
Oct. 8, 1978	Mel Gray	vs. Baltimore	6	112	Nov. 20, 1960	Sonny Randle	at Washington	11	146
Sept. 24, 1978	Mel Gray	at Dallas	7	107	Nov. 13, 1960	Sonny Randle	at Cleveland	7	104
Sept. 17, 1978	Pat Tilley	vs. Washington	7	123	Sept. 23, 1960	John David Crow	at L.A. Rams	5	125
Nov. 20, 1977	Mel Gray	vs. Philadelphia	4	142		Sonny Randle	at L.A. Rams	7	159
Nov. 25, 1976	Ike Harris	at Dallas	6	113	Oct. 4, 1959	Woodley Lewis	vs. Cleveland	8	106
Nov. 14, 1976	Ike Harris	at Los Angeles	8	130	Sept. 27, 1959	Woodley Lewis	vs. Washington	8	116
	Pat Tilley	at Los Angeles	6	120	Dec. 13, 1958	Joe Childress	at Pittsburgh	7	130
Oct. 31, 1976	Mel Gray	vs. San Francisco	3	115	Nov. 16, 1958	Woodley Lewis	at Philadelphia	4	132
Oct. 17, 1976	Mel Gray	vs. Dallas	7	152	Nov. 9, 1958	Woodley Lewis	at Washington	7	150
Oct. 10, 1976	Mel Gray	at Philadelphia	6	103	Nov. 2, 1958	Woodley Lewis	vs. Philadelphia	7	103
Nov. 23, 1975	Mel Gray	at N.Y. Jets	4	116	Oct. 12, 1958	John David Crow	at Cleveland	4	152
Nov. 16, 1975	Mel Gray	vs. Washington	7	109	Dec. 14, 1957	Woodley Lewis	vs. Philadelphia	6	162
Oct. 25, 1975	Mel Gray	at N.Y. Giants	7	187	Nov. 24, 1957	Ollie Matson	vs. N.Y. Giants	2	137
Sept. 28, 1975	Mel Gray	at Dallas	5	114	Nov. 3, 1957	Gern Nagler	vs. Philadelphia	6	152
Nov. 24, 1974	Mel Gray	at N.Y. Giants	5	102	Oct. 20, 1957	Woodley Lewis	at Washington	5	107
Oct. 27, 1974	Earl Thomas	vs. Washington	4	106	Oct. 6, 1957	Gern Nagler	vs. Washington	5	153
Oct. 13, 1974	Jackie Smith	vs. Dallas	3	110	Dec. 12, 1954	Gern Stonesifer	at Washington	9	144
Oct. 6, 1974	Mel Gray	at San Francisco	3	124	Nov. 28, 1954	Ollie Matson	at Pittsburgh	5	161
Oct. 28, 1973	Mel Gray	vs. N.Y. Giants	5	125	Dec. 13, 1953	Gern Nagler	at Chicago Bears	5	109
Oct. 14, 1973	Ahmad Rashad	vs. Philadelphia	5	104	Nov. 1, 1953	Gern Nagler	vs. N.Y. Giants	10	124
Sept. 23, 1973	Jackie Smith	vs. Washington	5	129	Oct. 18, 1953	Don Stonesifer	at N.Y. Giants	8	112
Dec. 17, 1972	Walker Gillette	vs. Philadelphia	4	108	Dec. 14, 1952	Don Stonesifer	at Chicago Bears	7	111
Dec. 10, 1972	Bobby Moore	vs. Los Angeles	2	113	Oct. 26, 1952	Ollie Matson	vs. Pittsburgh	3	121
Dec. 10, 1972	Jackie Smith	at Dallas	5	110	Dec. 9, 1951	Fran Poltfoot	vs. Washington	6	121
Dec. 5, 1971	Mel Gray	vs. Green Bay	3	102	Nov. 4, 1951	Fran Poltfoot	vs. Cleveland	8	129
Nov. 21, 1971	John Gilliam	vs. Philadelphia	6	166	Dec. 10, 1950	Bob Shaw	at Pittsburgh	7	128
Oct. 24, 1971	Jackie Smith	vs. San Francisco	3	103	Nov. 5, 1950	Bob Shaw	vs. Cleveland	5	114
Oct. 3, 1971	Mel Gray	vs. N.Y. Giants	2	124	Oct. 22, 1950	Fran Poltfoot	at Washington	6	128
Sept. 27, 1971	John Gilliam	vs. N.Y. Jets	6	136	Oct. 2, 1950	Bob Shaw	vs. Baltimore	6	165
Dec. 20, 1970	John Gilliam	at Washington	5	125	Dec. 11, 1949	Charlie Trippi	at Chicago Bears	6	123
Dec. 13, 1970	Jackie Smith	vs. N.Y. Giants	5	108	Nov. 27, 1949	Bob Ravensberg	vs. Green Bay	6	114
	MacArthur Lane	vs. N.Y. Giants	5	108	Nov. 14, 1948	Mal Kutner	at Pittsburgh	6	126
Dec. 6, 1970	John Gilliam	at Detroit	4	105	Nov. 7, 1948	Mal Kutner	vs. Detroit	6	143
Oct. 25, 1970	John Gilliam	at N.Y. Giants	7	119	Oct. 31, 1948	Billy Dewell	at L.A. Rams	6	144
Oct. 11, 1970	Jackie Smith	vs. New Orleans	5	149	Oct. 17, 1948	Mal Kutner	at N.Y. Giants	6	123
Sept. 18, 1970	John Gilliam	at Los Angeles	5	133	Nov. 23, 1947	Mal Kutner	at Washington	8	138
	Jackie Smith	at Los Angeles	4	102	Nov. 16, 1947	Mal Kutner	vs. Green Bay	5	100
Nov. 9, 1969	Jackie Smith	vs. N.Y. Giants	6	101	Nov. 2, 1947	Mal Kutner	vs. L.A. Rams	5	108
Nov. 2, 1969	Dave Williams	vs. New Orleans	8	164	Oct. 26, 1947	Billy Dewell	vs. Boston	9	118
	John Gilliam	vs. New Orleans	5	106	Sept. 28, 1947	Mal Kutner	vs. Detroit	7	160
Oct. 26, 1969	John Gilliam	at Cleveland	4	192	Nov. 10, 1946	Mal Kutner	vs. Green Bay	4	127
Oct. 5, 1969	John Gilliam	at Pittsburgh	10	197	Nov. 3, 1946	Billy Dewell	at Boston	6	109
Sept. 21, 1969	Dave Williams	at Dallas	6	104	Oct. 27, 1946	Billy Dewell	vs. L.A. Rams	5	119
Nov. 10, 1968	Bobby Joe Conrad	vs. Pittsburgh	5	133	Oct. 20, 1946	Mal Kutner	at N.Y. Giants	3	116
	Dave Williams	vs. Pittsburgh	5	114	Oct. 13, 1946	Billy Dewell	at Detroit	5	132
	Jackie Smith	vs. Pittsburgh	5	104	Nov. 18, 1945	Ed Rucinski	vs. Cleveland Rams	6	100
	Dave Williams	at Philadelphia	3	100	Nov. 2, 1941	Billy Dewell	at N.Y. Giants	8	131
Nov. 3, 1968	Dave Williams	vs. New Orleans	4	147	Oct. 8, 1939	Bill Smith	at Green Bay	6	126
Oct. 27, 1968	Jackie Smith	vs. New Orleans	4	147	Nov. 27, 1938	Gaynell Tinsley	vs. Cleveland Rams	7	167
Dec. 17, 1967	Jackie Smith	at N.Y. Giants	8	152	Oct. 10, 1937	Gaynell Tinsley	vs. Chicago Bears	6	155
Nov. 23, 1967	Jackie Smith	at Dallas	4	116	Sept. 24, 1937	Gaynell Tinsley	at Washington	6	148
Nov. 5, 1967	Jackie Smith	at Washington	4	116				3	167
Oct. 30, 1967	Dave Williams	vs. Green Bay	6	147					
Oct. 22, 1967	Bobby Joe Conrad	vs. Philadelphia	8	115					
	Jackie Smith	vs. Philadelphia	4	116					
Oct. 1, 1967	Billy Gambrell	vs. Detroit	5	117					
Dec. 17, 1966	Billy Gambrell	vs. Cleveland	5	117					
Nov. 13, 1966	Jackie Smith	at Pittsburgh	5	106					
Nov. 6, 1966	Jackie Smith	at N.Y. Giants	3	103					
Sept. 18, 1966	Jackie Smith	vs. N.Y. Giants	7	138					
Dec. 11, 1965	Bobby Joe Conrad	at Dallas	8	128					
Nov. 21, 1965	Jackie Smith	vs. N.Y. Giants	5	105					
Nov. 7, 1965	Billy Gambrell	vs. Pittsburgh	3	100					
Oct. 10, 1965	Bobby Joe Conrad	at Washington	8	121					

\* and \*\* - denotes same receiver, consecutive games.  
**100-yard receivers (303 Total):**  
 Jackie Smith - 22; Anquan Boldin - 21; Roy Green - 20; Rob Moore - 18; Mel Gray - 17; David Boston - 16; Bobby Joe Conrad - 14; Pat Tilley - 14; Sonny Randle - 14; Larry Fitzgerald - 13; J.T. Smith - 13; Frank Sanders - 12; John Gilliam - 9; Mal Kutner - 9; Ernie Jones - 7; Ricky Proehl - 7; Woodley Lewis - 7; Billy Dewell - 6; Dave Williams - 5; Gary Clark - 4; Gaynell Tinsley - 4; Gern Nagler - 4; Billy Gambrell - 3; Bob Shaw - 3; Don Stonesifer - 3; Fran Poltfoot - 3; Larry Corcoran - 3; Ollie Matson - 3; Two Each: Dave Stief, Ike Harris; Joe Childress; John David Crow; Ottis Anderson; Rob Awak; One Each: Ahmad Rashad; Anthony Edwards; Bill Smith; Mickey Taylor; Bob Ravensberg; Bobby Moore; Charlie Trippi; Earl Thomas; Ed Rucinski; Jason McCadley; Jay Novacek; Jerheme Urban; MacArthur Lane; MarTy Jenkins; Randall Hill; Taz Anderson; Walker Gillette.

## 300-YARD PASSING GAMES

Date	Player	Opponent	Att	Comp	Yards	Date	Player	Opponent	Att	Comp	Yards
* Dec. 30, 2007	Kurt Warner	vs. St. Louis	39	23	300	* Oct. 26, 1969	Charley Johnson	at Cleveland	30	15	306
* Dec. 23, 2007	Kurt Warner	vs. Atlanta	52	35	369	* Nov. 10, 1968	Jim Hart	vs. Pittsburgh	40	17	353
Dec. 9, 2007	Kurt Warner	at Seattle	46	28	337	Oct. 30, 1967	Jim Hart	vs. Green Bay	29	16	317
Nov. 25, 2007	Kurt Warner	vs. San Francisco	48	34	484	Oct. 1, 1967	Jim Hart	vs. Detroit	27	19	313
Dec. 31, 2006	Kurt Warner	at San Diego	32	22	356	Nov. 21, 1965	Buddy Humphrey	vs. N.Y. Giants	39	22	320
+ Nov. 26, 2006	Matt Leinart	at Minnesota	51	31	405	* Sept. 26, 1965	Charley Johnson	at Cleveland	19	11	310
Sept. 10, 2006	Kurt Warner	vs. San Francisco	37	23	301	* Sept. 19, 1965	Charley Johnson	at Philadelphia	43	20	383
& Dec. 4, 2005	Kurt Warner	at San Francisco	45	29	354	Dec. 13, 1964	Charley Johnson	vs. Philadelphia	49	28	371
& Nov. 27, 2005	Kurt Warner	vs. Jacksonville	46	29	315	Nov. 1, 1964	Charley Johnson	at N.Y. Giants	29	15	306
* Nov. 13, 2005	Kurt Warner	at Detroit	45	29	359	Dec. 8, 1963	Charley Johnson	vs. Philadelphia	29	14	315
* Nov. 6, 2005	Kurt Warner	vs. Seattle	48	29	334	* Oct. 13, 1963	Charley Johnson	vs. Pittsburgh	42	21	428
& Oct. 9, 2005	Josh McCown	vs. Carolina	46	39	388	* Oct. 6, 1963	Charley Johnson	vs. Minnesota	42	21	301
& Oct. 2, 2005	Josh McCown	vs. San Francisco	46	32	385	& Dec. 16, 1962	Charley Johnson	vs. Philadelphia	32	17	386
Sept. 18, 2005	Kurt Warner	vs. St. Louis	41	28	327	& Dec. 9, 1962	Charley Johnson	vs. Dallas	27	13	302
Dec. 12, 2004	Josh McCown	vs. San Francisco	44	26	307	Nov. 4, 1962	Charley Johnson	at N.Y. Giants	41	26	365
Nov. 21, 2004	Shaun King	at Carolina	52	28	343	Sept. 28, 1947	Paul Christman	vs. Detroit	--	--	320
Nov. 9, 2003	Jeff Blake	at Pittsburgh	43	23	307	Dec. 5, 1937	Pat Coffey	vs. Chicago Bears	--	--	306
Sept. 7, 2003	Jeff Blake	at Detroit	46	28	358						
Nov. 18, 2001	Jake Plummer	vs. Detroit	33	21	334						
Sept. 3, 2000	Jake Plummer	at N.Y. Giants	49	28	318						
Jan. 2, 2000	Jake Plummer	vs. Green Bay	57	35	396						
Dec. 20, 1998	Jake Plummer	vs. New Orleans	44	32	394						
Nov. 15, 1998	Jake Plummer	vs. Dallas	56	31	465						
Dec. 7, 1997	Jake Plummer	vs. Washington	38	19	337						
Nov. 16, 1997	Jake Plummer	at N.Y. Giants	33	22	388						
Sept. 28, 1997	Kent Graham	at Tampa Bay	52	31	339						
Nov. 24, 1996	Boomer Esiason	vs. Philadelphia	43	24	367						
Nov. 10, 1996	Boomer Esiason	at Washington	59	35	522*						
Sept. 27, 1996	Kent Graham	vs. St. Louis	58	37	366						
Dec. 24, 1995	Jay Schroeder	at Atlanta	42	26	317						
Nov. 26, 1995	Dave Krieg	vs. Atlanta	43	27	413						
* Oct. 8, 1995	Dave Krieg	at N.Y. Giants	38	23	305						
* Oct. 1, 1995	Dave Krieg	vs. Kansas City	41	25	308						
* Sept. 24, 1995	Dave Krieg	at Dallas	33	24	324						
Dec. 19, 1993	Steve Beuerlein	at Seattle	53	34	431						
Oct. 24, 1993	Steve Beuerlein	at San Francisco	50	26	334						
Sept. 20, 1992	Chris Chandler	at Dallas	43	28	383						
Sept. 29, 1991	Tom Tupa	vs. New England	28	17	312						
* Dec. 29, 1990	Timm Rosenbach	vs. Philadelphia	31	19	301						
* Dec. 23, 1990	Timm Rosenbach	vs. N.Y. Giants	41	23	381						
Dec. 11, 1988	Neil Lomax	vs. Philadelphia	50	29	384						
* Nov. 13, 1988	Neil Lomax	vs. N.Y. Giants	35	23	353						
* Nov. 6, 1988	Neil Lomax	vs. San Francisco	41	25	323						
Oct. 16, 1988	Neil Lomax	at Washington	44	26	332						
Oct. 2, 1988	Neil Lomax	at L.A. Rams	43	28	342						
Dec. 27, 1987	Neil Lomax	at Dallas	54	28	314						
Nov. 29, 1987	Neil Lomax	at Atlanta	42	25	369						
Nov. 8, 1987	Neil Lomax	vs. Tampa Bay	36	25	314						
Sept. 20, 1987	Neil Lomax	at San Diego	61*	32	457						
Dec. 7, 1986	Neil Lomax	at Philadelphia	48	30	390						
Nov. 28, 1985	Neil Lomax	at Dallas	43	28	319						
* Dec. 16, 1984	Neil Lomax	at Washington	46	37	468						
* Dec. 9, 1984	Neil Lomax	vs. N.Y. Giants	33	23	300						
& Nov. 11, 1984	Neil Lomax	vs. Dallas	52	27	388						
& Nov. 4, 1984	Neil Lomax	vs. L.A. Rams	52	34	341						
Oct. 21, 1984	Neil Lomax	vs. Washington	38	20	361						
* Oct. 7, 1984	Neil Lomax	at Dallas	29	19	354						
* Sept. 30, 1984	Neil Lomax	vs. Miami	37	22	308						
Jan. 8, 1983	Neil Lomax	at Green Bay	51	32	385						
Nov. 1, 1981	Jim Hart	at Washington	39	24	305						
Nov. 9, 1980	Jim Hart	vs. Atlanta	43	25	344						
Sept. 7, 1980	Jim Hart	vs. N.Y. Giants	31	18	322						
Nov. 25, 1979	Jim Hart	at Cincinnati	38	23	329						
Sept. 23, 1979	Jim Hart	vs. Washington	43	24	306						
Dec. 17, 1978	Jim Hart	vs. Atlanta	40	22	333						
Nov. 14, 1976	Jim Hart	at L.A. Rams	33	20	324						
Oct. 17, 1976	Jim Hart	vs. Dallas	33	22	346						
Sept. 28, 1975	Jim Hart	at Dallas	32	15	314						
Nov. 11, 1974	Jim Hart	vs. Minnesota	42	28	353						
Dec. 17, 1972	Jim Hart	vs. Philadelphia	30	19	334						
Nov. 2, 1969	Charley Johnson	vs. New Orleans	37	20	374						

+ denotes NFL rookie record

# denotes team record

\* and &amp; denotes consecutive games

## Cardinals all-time 300-yard passers (88 total)

Neil Lomax - 19, Jim Hart - 14; Charley Johnson - 12; Kurt Warner - 11; Jake Plummer - 7; Dave Krieg - 4; Josh McCown - 3; 2 each: Steve Beuerlein, Jeff Blake, Boomer Esiason, Kent Graham, Timm Rosenbach; 1 each: Chris Chandler, Paul Christman, Pat Coffey, Buddy Humphrey, Shaun King, Matt Leinart, Jay Schroeder, Tom Tupa.

## ALL-TIME PASSING GAMES OF 350+ YARDS

522	Boomer Esiason at Washington, Nov. 10, 1996 (35-59) OT
484	Kurt Warner vs. San Francisco, Nov. 25, 2007 (34-48) OT
468	Neil Lomax at Washington, Dec. 16, 1984 (37-46)
465	Jake Plummer vs. Dallas, Nov. 15, 1998 (31-56)
457	Neil Lomax at San Diego, Sept. 20, 1987 (32-61)
431	Steve Beuerlein at Seattle, Dec. 19, 1993 (34-53) OT
428	Charley Johnson vs. Pittsburgh, Oct. 13, 1963 (21-42)
413	Dave Krieg vs. Atlanta, Nov. 26, 1995 (27-43) OT
405	Matt Leinart at Minnesota, Nov. 26, 2006 (31-51)
398	Josh McCown vs. Carolina, Oct. 9, 2005 (29-46)
396	Jake Plummer vs. Green Bay, Jan. 2, 2000 (35-57)
394	Jake Plummer vs. New Orleans, Dec. 20, 1998 (32-44)
390	Neil Lomax at Philadelphia, Dec. 7, 1986 (30-48) OT
388	Jake Plummer at N.Y. Giants, Nov. 16, 1997 (22-32)
	Neil Lomax vs. Dallas, Nov. 11, 1984 (27-52)
386	Charley Johnson vs. Philadelphia, Dec. 16, 1962 (17-32)
385	Josh McCown vs. San Francisco, Oct. 2, 2005 (32-46)
	Neil Lomax at Green Bay, Jan. 8, 1983 (32-51)*
384	Neil Lomax vs. Philadelphia, Dec. 11, 1988 (29-50)
383	Chris Chandler at Dallas, Sept. 20, 1992 (28-43)
	Charley Johnson at Philadelphia, Sept. 19, 1965 (20-43)
381	Timm Rosenbach vs. N.Y. Giants, Dec. 23, 1990 (23-41)
374	Charley Johnson vs. New Orleans, Nov. 2, 1969 (20-37)
371	Charley Johnson vs. Philadelphia, Dec. 13, 1964 (28-49)
369	Kurt Warner vs. Atlanta, Dec. 23, 2007 (35-52) OT
	Neil Lomax at Atlanta, Nov. 29, 1987 (25-42)
367	Boomer Esiason vs. Philadelphia, Nov. 24, 1996 (24-43)
366	Kent Graham vs. St. Louis, Sept. 27, 1996 (37-58) OT
365	Charley Johnson at N.Y. Giants, Nov. 4, 1962 (26-41)
361	Neil Lomax vs. Washington, Oct. 21, 1984 (20-38)
359	Kurt Warner at Detroit, Nov. 13, 2005 (29-45)
358	Jeff Blake at Detroit, Sept. 7, 2003 (28-46)
356	Kurt Warner at San Diego, Jan. 1, 2007 (22-32)
354	Kurt Warner at San Francisco, Dec. 4, 2005 (29-45)
	Neil Lomax at Dallas, Oct. 7, 1984 (19-29)
353	Neil Lomax vs. N.Y. Giants, Nov. 13, 1988 (23-35)
	Jim Hart vs. Minnesota, Nov. 11, 1974 (28-42)
	Jim Hart vs. Pittsburgh, Nov. 10, 1968 (17-40)

# INDIVIDUAL SCORING RECORDS

## Total Points

### Career

- 1,380.....Jim Bakken, 1962-78 (282 FG, 534 PAT)  
 495.....Neil Rackers, 2003- (120 FG, 135 PAT)  
 484.....Greg Davis, 1991-96 (116 FG, 136 PAT)  
 439.....Neil O'Donoghue, 1980-85 (86 FG, 181 PAT)  
 414.....Roy Green, 1979-90 (69 TD)  
 389.....Pat Harder, 1946-50 (27 TD, 21 FG, 164 PAT)  
     Bobby Joe Conrad, 1958-68 (42 TD, 14 FG, 95 PAT)  
 360.....Sonny Randle, 1959-66 (60 TD)  
 306.....Ottis Anderson, 1979-86 (51 TD)  
     John David Crow, 1958-64 (51 TD)

### Season

- 140.....Neil Rackers, 2005 (40 FG, 20 PAT)  
 117.....Neil O'Donoghue, 1984 (23 FG, 48 PAT)  
     Jim Bakken, 1967 (27 FG, 36 PAT)  
 116.....Neil Rackers, 2006 (28 FG, 32 PAT)  
 115.....Jim Bakken, 1964 (25 FG, 40 PAT)  
 110.....Neil Rackers, 2007 (21 FG, 47 PAT)  
     Pat Harder, 1948 (6 TD, 7 FG, 53 PAT)  
 109.....Greg Davis, 1995 (30 FG, 19 PAT)  
 102.....John David Crow, 1962 (17 TD)  
     Pat Harder, 1949 (8 TD, 3 FG, 45 PAT)  
     Pat Harder, 1947 (7 TD, 7 FG, 39 PAT)

### Game

- \*40.....Ernie Nevers vs. Chicago, Nov. 28, 1929 (6 TD, 4 PAT)  
 30.....Bob Shaw vs. Baltimore, Oct. 2, 1950 (5 TD)  
 27.....Paddy Driscoll vs. Rochester, Oct. 7, 1923 (4 TD, 3 PAT)  
 25.....Bobby Joe Conrad vs. Wash., Sept. 27, 1959 (3 TD, 7 PAT)  
 24.....Ronald Moore vs. L.A. Rams, Dec. 5, 1993 (4 TD)  
     Roy Green vs. Seattle, Nov. 13, 1983 (4 TD)  
     \*NFL Record

### Opponent/Game

- 24.....Shaun Alexander at Seattle, Sept. 25, 2005 (4 TD)  
 Dorsey Levens at Green Bay, Jan. 2, 2000 (4 TD)  
 Emmitt Smith at Dallas, Dec. 16, 1990 (4 TD)  
 Earnest Gray vs. N.Y. Giants, Sept. 7, 1980 (4 TD)

## Touchdowns

### Career

- 69.....Roy Green, 1979-90  
 60.....Sonny Randle, 1959-66  
 51.....Ottis Anderson, 1979-86  
     John David Crow, 1958-64  
 50.....Ollie Matson, 1952, '54-'58  
 46.....Mel Gray, 1971-82  
 43.....Jackie Smith, 1963-77  
 42.....Stump Mitchell, 1981-90  
     Bobby Joe Conrad, 1958-68  
     Wayne Morris, 1976-83  
 37.....Pat Tilley, 1976-85  
     Charley Trippi, 1947-55

### Season

- 17.....John David Crow, 1966  
 15.....Sonny Randle, 1960  
     Mal Kutner, 1948  
 14.....Roy Green, 1983

### Game

- \*\*6.....Ernie Nevers vs. Chicago, Nov. 28, 1929  
 5.....Bob Shaw vs. Baltimore, Oct. 2, 1950  
 4.....Ronald Moore vs. L.A. Rams, Dec. 5, 1993  
     Roy Green vs. Seattle, Nov. 13, 1983  
     Wayne Morris vs. New Orleans, Oct. 23, 1977  
     MacArthur Lane at Philadelphia, Oct. 18, 1970  
     Dave Williams vs. New Orleans, Nov. 2, 1969  
     John David Crow vs. Philadelphia, Dec. 16, 1962  
     Ollie Matson vs. Washington, Nov. 21, 1954  
     Paddy Driscoll vs. Rochester, Oct. 7, 1923  
     \*\*Ties NFL record

### Opponent/Game

- 4.....Shaun Alexander at Seattle, Sept. 25, 2005  
 Dorsey Levens at Green Bay, Jan. 2, 2000  
 Emmitt Smith at Dallas, Dec. 16, 1990  
 Earnest Gray vs. N.Y. Giants, Sept. 7, 1980

## Field Goals Made

### Career

- 282.....Jim Bakken, 1962-78  
 120.....Neil Rackers, 2003-  
 116.....Greg Davis, 1991-96  
 86.....Neil O'Donoghue, 1980-85  
 51.....Al Del Greco, 1987-90  
 41.....Pat Summerall, 1953-57

### Season

- \*40.....Neil Rackers, 2005 (42 att.)  
 30.....Greg Davis, 1995 (39 att.)  
 28.....Neil Rackers, 2006 (37 att.)  
 27.....Jim Bakken, 1967 (39 att.)  
 25.....Jim Bakken, 1964 (38 att.)  
 23.....Neil O'Donoghue, 1984 (35 att.)  
     Jim Bakken, 1973 (32 att.)  
     Jim Bakken, 1966 (40 att.)  
     \*NFL record

### Game

- \*\*7.....Jim Bakken at Pittsburgh, Sept. 24, 1967  
 6.....Neil Rackers vs. San Francisco, Oct. 2, 2005 (Mexico City)  
     Jim Bakken at Atlanta, Dec. 9, 1973  
 5.....Jim Bakken at Green Bay, Sept. 29, 1976  
     Jim Bakken vs. Philadelphia, Dec. 13, 1964  
 4.....20 times, most recently by Neil Rackers at  
     San Francisco, Dec. 24, 2006  
     \*\*Ties NFL record

### Opponent/Game

- 5.....Morten Andersen at Atlanta, Oct. 1, 2006  
 Ryan Longwell vs. Green Bay, Sept. 24, 2000  
 Richie Cunningham vs. Dallas, Sept. 7, 1997  
 Gary Anderson at Philadelphia, Dec. 22, 1996

## Longest Field Goals

- 55.....Neil Rackers vs. Seattle, Oct. 24, 2004 (3:01, 2nd Qtr)  
 Neil Rackers vs. Seattle, Oct. 24, 2004 (1:01, 2nd Qtr)  
 Greg Davis at Detroit, Sept. 17, 1995  
 Greg Davis at Seattle, Dec. 19, 1993  
 54.....Neil Rackers at Seattle, Sept. 25, 2005  
 Greg Davis at Detroit, Sept. 26, 1993  
 53.....Tim Durican vs. San Francisco, Oct. 26, 2003  
 Joe Nedney at Detroit, Nov. 1, 1998  
     Greg Davis at Washington, Sept. 12, 1993  
 52.....Neil Rackers vs. Seattle, Sept. 16, 2007  
 Neil Rackers at Dallas, Oct. 30, 2005  
 Neil Rackers vs. New England, Sept. 19, 2004  
 Chris Jacke vs. San Diego, Dec. 27, 1998  
 Greg Davis at N.Y. Giants, Oct. 6, 1991  
 Greg Davis at Philadelphia, Sept. 8, 1991  
 Neil O'Donoghue vs. Buffalo, Sept. 9, 1984  
 Neil O'Donoghue vs. Minnesota, Oct. 30, 1983  
 Neil O'Donoghue at Tampa Bay, Oct. 6, 1983  
 51.....Neil Rackers, at St. Louis, Nov. 20, 2005  
 Neil Rackers, at Detroit, Nov. 13, 2005  
 Neil Rackers vs. New England, Sept. 19, 2004  
 Cary Blanchard vs. Dallas, Sept. 10, 2000  
 Greg Davis vs. Pittsburgh, Oct. 30, 1994-OT  
 Greg Davis vs. Atlanta, Oct. 20, 1991  
 Al Del Greco at L.A. Rams, Oct. 2, 1988  
 Steve Little at Dallas, Oct. 21, 1979  
 Jim Bakken at Cleveland, Sept. 20, 1964  
 50.....Neil Rackers vs. Carolina, Oct. 14, 2007  
 Neil Rackers at St. Louis, Oct. 7, 2007  
 Neil Rackers at Minnesota, Nov. 26, 2006  
 Neil Rackers vs. Seattle, Nov. 6, 2005

- Neil Rackers at Seattle, Sept. 25, 2005
- Neil Rackers vs. Seattle, Oct. 24, 2004
- Bill Gramatica at Carolina, Oct. 6, 2002
- Bill Gramatica vs. Detroit, Nov. 18, 2001
- Greg Davis at Seattle, Dec. 19, 1993
- Al Del Greco at Philadelphia, Sept. 16, 1990
- Al Del Greco vs. New England, Nov. 25, 1990
- Al Del Greco vs. Atlanta, Oct. 22, 1989
- Pat Summerall at N.Y. Giants, Oct. 17, 1954
- Paddy Driscoll vs. Columbus, Oct. 11, 1925 (drop kick)
- Paddy Driscoll vs. Milwaukee, Sept. 28, 1924 (drop kick)

**Opponent/Game**

- 57 ..... Jeff Wilkins at St. Louis, Sept. 27, 1998
- 55 ..... Jay Feely vs. Atlanta, Sept. 30, 2001
- 54 ..... Jason Elam at Denver, Dec. 29, 2002
  - Cary Blanchard vs. Washington, Nov. 8, 1998
  - Brad Daluiso at N.Y. Giants, Nov. 28, 1993
  - Tom Dempsey at Philadelphia, Dec. 12, 1971
- 53 ..... Rob Bironas vs. Tennessee, Oct. 23, 2005
  - Jeff Wilkins at St. Louis, Sept. 28, 2003
  - Scott Blanton at Washington, Nov. 10, 1996-OT
  - Jason Elam at Denver, Nov. 5, 1995

**Field Goals Attempted**

**Career**

- 448 ..... Jim Bakken, 1962-78
- 167 ..... Greg Davis, 1991-96
- 150 ..... Neil Rackers, 2003-
- 142 ..... Neil O'Donoghue, 1980-85
- 101 ..... Pat Summerall, 1953-57

**Season**

- 42 ..... Neil Rackers, 2005
- 40 ..... Jim Bakken, 1966
- 39 ..... Greg Davis, 1995
- 39 ..... Jim Bakken, 1967
- 38 ..... Jim Bakken, 1964

**Game**

- 9 ..... Jim Bakken at Pittsburgh, Sept. 24, 1967
- 7 ..... Jim Bakken at Atlanta, Dec. 9, 1973
- Jim Bakken at Atlanta, Dec. 11, 1966

**Opponent/Game**

- 6 ..... Richie Cunningham vs. Dallas, Sept. 7, 1997
- Charlie Gogolak at Washington, Oct. 23, 1966
- \*NFL record

**Most Consecutive Field Goals**

- 31 ..... Neil Rackers (Games 1-10, 2005)
- 11 ..... Bill Gramatica (Games 4-11, 2001)
  - Greg Davis (Games 10-14, 1994)
- 10 ..... Al Del Greco (Games 4-9, 1989)
  - Jim Bakken (Games 1-6, 1975)
  - Jim Bakken (Game 10, 1965-Game 1, 1966)
- 8 ..... Jim Bakken (Games 7-10, 1966)

**Most Consecutive Games**

**Kicking A FG**

- 19 ..... Jim Bakken, 1966-67
- 13 ..... Neil Rackers, 2005-06
- 12 ..... Neil Rackers, 2004-05
  - Neil O'Donoghue, 1984
- 11 ..... Neil Rackers, 2006-07
- 9 ..... Jim Bakken, 1963-64

**Best Field Goal Percentage**

**Season (10 att.)**

- .952 ..... Neil Rackers, 2005 (40-42)
- .824 ..... Kevin Butler, 1996 (14-17)
- .800 ..... Bill Gramatica, 2001 (16-20)
- .792 ..... Jim Bakken, 1975 (19-24)
- .769 ..... Greg Davis, 1995 (30-39)
  - Greg Davis, 1994 (20-26)

**PATs Scored**

**Career**

- 534 ..... Jim Bakken, 1962-78
- 181 ..... Neil O'Donoghue, 1980-85
- 164 ..... Pat Harder, 1946-50
- 121 ..... Pat Summerall, 1953-57
- 136 ..... Greg Davis, 1991-96
- 135 ..... Neil Rackers, 2003-
- 109 ..... Al Del Greco, 1987-90

**Season**

- 53 ..... Pat Harder, 1948
- 48 ..... Neil O'Donoghue, 1984
- 47 ..... Neil Rackers, 2007
- 45 ..... Pat Harder, 1949
  - Neil O'Donoghue, 1983

**Game**

- \*\*9/9 ..... Pat Harder at N.Y. Giants, Oct. 17, 1948
- 8/8 ..... Pat Harder vs. Detroit, Nov. 7, 1948
- 8/9 ..... Pat Harder at N.Y. Bulldogs, Oct. 13, 1949
  - Jim Bakken at Minnesota, Oct. 6, 1963
- \*\*Ties NFL record

**Opponent/Game**

- 7/8 ..... Garo Yepremian vs. Miami, Nov. 24, 1977
- 7/7 ..... Morten Andersen at Kansas City, Dec. 1, 2002
  - Ryan Longwell at Green Bay, Jan. 2, 2000
  - Pete Gogolak at N.Y. Giants, Dec. 7, 1969
  - Tony Franklin vs. Philadelphia, Nov. 8, 1981

**Most Consecutive PATs**

- 136 ..... Greg Davis, Sept. 1, 1991-Nov. 3, 1996 (19 in 1991, 28 in 1992, 37 in 1993, 21 in 1994, 19 in 1995, 12 in 1996)
- 124 ..... Jim Bakken (44 in 1963, 40 in 1964, 33 in 1965, 7 in 1966)
- 102 ..... Neil Rackers (8 in 2003, 28 in 2004, 20 in 2005, 32 in 2006, 14 in 2007)
- 97 ..... Jim Bakken (20 in 1966, 36 in 1967, 40 in 1968, 1 in 1969)
- 81 ..... Pat Harder (53 in 1948, 28 in 1949)

**Most PATs (No Misses) In One Season**

- 53 ..... Pat Harder, 1948
- 44 ..... Jim Bakken, 1963
- 40 ..... Jim Bakken, 1964 and 1968

**Most PATs (No Misses) In One Game**

- 9 ..... Pat Harder at N.Y. Giants, Oct. 17, 1948
- 8 ..... Pat Harder vs. Detroit, Nov. 7, 1948
  - Jim Bakken at Minnesota, Oct. 6, 1983

**Most Consecutive Games Scoring TD**

- 7 ..... John David Crow, 1959-60
- 5 ..... 13 times, most recently by Larry Fitzgerald, 2007

**Most Consecutive Games Scoring**

- 79 ..... Jim Bakken (Sept. 14, 1963-Nov. 10, 1968)
- 41 ..... Greg Davis (Nov. 3, 1991-Sept. 11, 1994)
- 36 ..... Neil Rackers (Dec. 11, 2005-)
- 34 ..... Neil Rackers (Nov. 16, 2003-Nov. 27, 2005)
  - Bobby Joe Conrad (Sept. 28, 1958-Nov. 27, 1960)
- 33 ..... Al Del Greco (Dec. 13, 1987-Dec. 16, 1989)

# INDIVIDUAL RUSHING RECORDS

## Total Rushing Yards

### Career

7,999.....	Ottis Anderson, 1979-86
4,649.....	Stump Mitchell, 1981-89
3,863.....	Jim Otis, 1973-78
3,608.....	Johnny Roland, 1966-72
3,511.....	Charley Trippi, 1947-55
3,489.....	John David Crow, 1958-64
3,438.....	Terry Metcalf, 1973-77
3,373.....	Wayne Morris, 1976-83

### Season

1,605.....	Ottis Anderson, 1979
1,376.....	Ottis Anderson, 1981
1,352.....	Ottis Anderson, 1980
1,270.....	Ottis Anderson, 1983
1,222.....	Edgerrin James, 2007
1,174.....	Ottis Anderson, 1984
1,159.....	Edgerrin James, 2006
1,076.....	Jim Otis, 1975
1,071.....	John David Crow, 1960
1,070.....	Garrison Hearst, 1995
1,042.....	Adrian Murrell, 1998
1,018.....	Ronald Moore, 1993
1,006.....	Stump Mitchell, 1985

### Game

214.....	LeShon Johnson at New Orleans, Sept. 22, 1996 (21 att.)
203.....	John David Crow vs. Pittsburgh, Dec. 18, 1960 (24 att.)
193.....	Ottis Anderson vs. Dallas, Sept. 2, 1979 (21 att.)
182.....	Wayne Morris at Minnesota, Nov. 6, 1977 (27 att.)
179.....	Stump Mitchell vs. Philadelphia, Nov. 17, 1985 (22 att.)

### Opponent/Game

228.....	Clinton Portis at Denver, Dec. 29, 2002 (24 att.)
216.....	Corey Dillon at Cincinnati, Dec. 3, 2000 (35 att.)
213.....	Charles White vs. L.A. Rams, Nov. 15, 1987 (34 att.)
208.....	Eric Dickerson vs. L.A. Rams, Nov. 4, 1984 (21 att.)
206.....	George Rogers vs. Washington, Dec. 21, 1985 (34 att.)
	George Rogers at New Orleans, Sept. 4, 1983 (24 att.)

## Rushing Attempts

### Career

1,859.....	Ottis Anderson, 1979-86
1,011.....	Jim Otis, 1973-78
986.....	Stump Mitchell, 1981-89
962.....	Johnny Roland, 1966-72
896.....	Wayne Morris, 1976-83
784.....	John David Crow, 1958-64

### Season

337.....	Edgerrin James, 2006
331.....	Ottis Anderson, 1979
328.....	Ottis Anderson, 1981
324.....	Edgerrin James, 2007
301.....	Ottis Anderson, 1980

### Game

36.....	Edgerrin James vs. Chicago, Oct. 16, 2006 (55 yards)
	Ronald Moore vs. Philadelphia, Nov. 7, 1993 (160 yards)
	Johnny Johnson vs. N.Y. Giants, Dec. 12, 1992 (156 yards)
	Wayne Morris at Washington, Nov. 19, 1978 (123 yards)
35.....	Marcel Shipp vs. San Francisco, Oct. 26, 2003 (165 yards)
	George Grosvenor vs. Green Bay, Dec. 4, 1936
33.....	Jim Otis at Chicago, Dec. 14, 1975 (147 yards)
32.....	Adrian Murrell at Philadelphia, Dec. 13, 1998 (174 yards)
31.....	Ottis Anderson at N.Y. Giants, Nov. 30, 1980 (168 yards)
	Ottis Anderson at N.Y. Giants, Sept. 9, 1979 (109 yards)
30.....	Ronald Moore vs. Pittsburgh, Oct. 30, 1994 (67 yards)
	Johnny Johnson at N.Y. Giants, Oct. 21, 1990 (108 yards)
	Ottis Anderson vs. N.Y. Giants, Dec. 26, 1982 (110 yards)

### Opponent/Game

38.....	Stephen Davis at Washington, Jan. 6, 2002 (148 yards)
	Curtis Martin at N.Y. Jets, Nov. 7, 1999 (131 yards)
	Eric Dickerson vs. L.A. Rams, Sept. 7, 1986 (193 yards)
37.....	Stephen Davis at Washington, Dec. 12, 1999 (189 yards)
36.....	Jerome Bettis vs. Pittsburgh, Nov. 30, 1997-OT (142 yards)
35.....	Corey Dillon at Cincinnati, Dec. 3, 2000 (216 yards)
34.....	Earnest Graham, at Tampa Bay, Nov. 4, 2007 (124 yards)
	Maurice Hicks vs. San Francisco, Dec. 12, 2004 (139 yards)
	Charles White vs. L.A. Rams, Nov. 15, 1987 (213 yards)
	George Rogers vs. Washington, Dec. 21, 1985 (206 yards)
	Delvin Williams vs. S.F., Oct. 3, 1976 (194 yards)
	John Braxton vs. Buffalo, Nov. 27, 1975 (160 yards)



Hall of Fame running back Ernie Nevers holds claim to the franchise and NFL record for rushing touchdowns in a game with six.

## Touchdowns Rushing

### Career

- 46.....Ottis Anderson, 1979-86
- 34.....Wayne Morris, 1976-83  
John David Crow, 1958-64
- 32.....Stump Mitchell, 1981-89
- 27.....Johnny Roland, 1966-72  
Elmer Angsman, 1946-52
- 26.....Ernie Nevers, 1929-31

### Season

- 14.....John David Crow, 1962
- 12.....Ernie Nevers, 1929
- 11.....MacArthur Lane, 1970
- 10.....Donny Anderson, 1973  
Johnny Roland, 1967
- 9.....Emmitt Smith, 2004  
Mario Bates, 1999  
Ronald Moore, 1993  
Stump Mitchell, 1984  
Ottis Anderson, 1981  
Ottis Anderson, 1980  
Terry Metcalf, 1975

### Game

- \*6.....Ernie Nevers vs. Chicago, Nov. 28, 1929
- 4.....Ronald Moore vs. L.A. Rams, Dec. 5, 1993  
Wayne Morris vs. New Orleans, Oct. 23, 1977  
Paddy Driscoll vs. Rochester, Oct. 17, 1923  
\*NFL record

### Opponent/Game

- 4.....Shaun Alexander at Seattle, Sept. 25, 2005  
Dorsey Levens at Green Bay, Jan. 2, 2000  
Emmitt Smith at Dallas, Dec. 16, 1990

## Rushing Average

### Career

- 5.1.....Charley Trippi, 1947-55 (687-3,511)
- 4.7.....Stump Mitchell, 1981-89 (943-4,484)
- 4.6.....Terry Metcalf, 1973-77 (748-3,438)
- 4.5.....John David Crow, 1958-64 (784-3,489)
- 4.4.....Ollie Matson, 1952 (761-3,331)

### Season (100 Attempts)

- 5.9.....John David Crow, 1960 (183-1,071)
- 5.5.....Stump Mitchell, 1985 (182-1,006)
- 5.4.....Elmer Angsman, 1949 (125-674)  
Charley Trippi, 1948 (128-690)
- 5.0.....Terry Metcalf, 1977 (149-739)  
Ollie Matson, 1954 (101-506)  
Charley Trippi, 1949 (112-558)

### Game (10 attempts)

- 13.0.....Charley Trippi at Wash., Sept. 26, 1949 (10 att.-130 yards)
- 12.7.....Bobby Joe Conrad vs. Wash., Sept. 27, 1959 (11 att.-140 yards)
- 11.9.....Ollie Matson at Wash., Oct. 20, 1957 (13 att.-155 yards)
- 11.2.....Charley Trippi at Chicago, Dec. 16, 1951 (13 att.-145 yards)
- 10.8.....Stump Mitchell vs. Wash., Dec. 21, 1985 (12 att.-129 yards)

### Opponent/Game

- 12.1.....DeAngelo Williams vs. Carolina, Oct. 14, 2007 (10 att.-121 yards)
- 11.1.....Tiki Barber at N.Y. Giants, Sept. 3, 2000 (13 att.-144 yards)
- 10.1.....Tony Dorsett vs. Dallas, Oct. 9, 1977 (14 att.-141 yards)
- 10.0.....Timmy Brown vs. Phila., Nov. 28, 1965 (18 att.-180 yards)

## Longest Runs

- 83.....John David Crow vs. Washington, Oct. 4, 1958 (TD)
- 82.....Elmer Angsman vs. Detroit, Oct. 23, 1949 (TD)
- 80.....Paddy Driscoll vs. Kansas City, Oct. 18, 1925 (TD)
- 79.....Ollie Matson vs. Pittsburgh, Nov. 25, 1956  
Ollie Matson vs. Washington, Nov. 21, 1954
- 78.....Charles Belden vs. Frankford, Oct. 25, 1930 (TD)

### Opponent/Longest Run

- 88.....Shaun Alexander vs. Seattle, Nov. 6, 2005 (TD)
- 80.....Jessie Clark vs. Green Bay, Sept. 29, 1985
- 78.....Jerious Norwood at Atlanta, Oct. 1, 2006 (TD)  
Tiki Barber at N.Y. Giants, Sept. 3, 2000 (TD)



Running back Ottis Anderson holds the top four single-season rushing totals in franchise history.

- Adrian Murrell vs. N.Y. Jets, Oct. 27, 1996 (TD)
- 77.....Tony Dorsett vs. Dallas, Oct. 9, 1977 (TD)
- 76.....Steve Bono vs. Kansas City, Oct. 1, 1995 (TD)+  
George Rogers at New Orleans, Sept. 4, 1983 (TD)  
+Longest TD run by a quarterback in NFL history

## Most Consecutive Games TDs Rushing

- 5.....Ottis Anderson, 1983-84  
Donny Anderson, 1972-73  
MacArthur Lane, 1970  
Elmer Angsman, 1948
- 4.....John David Crow, 1964  
Pat Harder, 1946-47 and '47 (twice)

## Most 100-Yard Rushing Games

### Career

- 34.....Ottis Anderson, 1979-86
- 14.....Stump Mitchell, 1981-89
- 9.....Jim Otis, 1973-77
- 6.....Edgerrin James, 2006-  
Johnny Johnson, 1990-92  
Johnny Roland, 1966-72
- 5.....Terry Metcalf, 1973-77  
John David Crow, 1958-64  
Charley Trippi, 1947-55

### Season

- 9.....Ottis Anderson, 1979
- 7.....Ottis Anderson, 1979
- 6.....Ottis Anderson, 1980
- 5.....Jim Otis, 1976

# INDIVIDUAL PASSING RECORDS

## Total Passing Yards

### Career

34,639	.....	Jim Hart, 1966-83
22,771	.....	Neil Lomax, 1981-89
17,622	.....	Jake Plummer, 1997-02
12,928	.....	Charley Johnson, 1961-69
7,507	.....	Kurt Warner, 2005-
6,751	.....	Paul Christman, 1945-49
6,578	.....	Lamar McHan, 1954-58

### Season

4,614	.....	Neil Lomax, 1984
3,737	.....	Jake Plummer, 1998
3,653	.....	Jake Plummer, 2001
3,554	.....	Dave Krieg, 1995
3,417	.....	Kurt Warner, 2007
3,395	.....	Neil Lomax, 1988
3,387	.....	Neil Lomax, 1987
3,280	.....	Charley Johnson, 1963
3,214	.....	Neil Lomax, 1985
3,164	.....	Steve Beuerlein, 1993
3,121	.....	Jim Hart, 1978
3,098	.....	Timm Rosenbach, 1990

### Game

522	.....	Boomer Esiason at Wash., Nov. 10, 1996-OT (35 comp.-59 att.)
484	.....	Kurt Warner vs. San Francisco, Nov. 25, 2007-OT (34 comp.-48 att.)
468	.....	Neil Lomax at Washington, Dec. 16, 1984 (37 comp.-46 att.)
465	.....	Jake Plummer vs. Dallas, Nov. 15, 1998 (31 comp.-56 att.)
457	.....	Neil Lomax at San Diego, Sept. 20, 1987 (32 comp.-61 att.)
431	.....	Steve Beuerlein at Sea., Dec. 19, 1993-OT (34 comp.-53 att.)

### Opponent/Game

436	.....	Charlie Batch vs. Detroit, Nov. 18, 2001 (36 comp.-62 att.)
429	.....	Dan Marino vs. Miami, Sept. 30, 1984 (24 comp.-37 att.)
419	.....	Sonny Jurgensen vs. Phila., Dec. 16, 1962 (15 comp.-34 att.)
417	.....	Tim Rattay at San Francisco, Oct. 10, 2004 (38 comp.-57 att.)
410	.....	Don Horn at Green Bay, Dec. 21, 1969 (22 comp.-31 att.)



**Quarterback Jim Hart is the franchise leader in career passing attempts, completions, yardage and touchdowns.**

## Pass Attempts

### Career

5,096	.....	Jim Hart, 1966-83
3,153	.....	Neil Lomax, 1981-89
2,754	.....	Jake Plummer, 1997-02
2,047	.....	Charley Johnson, 1961-69

### Season

560	.....	Neil Lomax, 1984 (345 comp.)
547	.....	Jake Plummer, 1998 (324 comp.)
530	.....	Jake Plummer, 2002 (284 comp.)
525	.....	Jake Plummer, 2001 (304 comp.)
521	.....	Dave Krieg, 1995 (304 comp.)
477	.....	Jim Hart, 1978 (228 comp.)
475	.....	Jake Plummer, 2000 (270 comp.)

### Game

61	.....	Neil Lomax at S.D., Sept. 20, 1987 (32 comp.-457 yards)
59	.....	Boomer Esiason at Wash., Nov. 10, 1996-OT (35 comp.-522 yards)
58	.....	Kent Graham vs. St. Louis Rams, Sept. 29, 1996-OT (37 comp.-366 yards)
57	.....	Jake Plummer at Green Bay, Jan. 2, 2000 (35 comp.-396 yards)
56	.....	Jake Plummer vs. Dallas, Nov. 15, 1998 (31 comp.-465 yards)
54	.....	Neil Lomax at Dallas, Dec. 27, 1987 (28 comp.-314 yards)
53	.....	Steve Beuerlein at Seattle, Dec. 19, 1993-OT (34 comp.-431 yards)
52	.....	Kurt Warner vs. Atlanta, Dec. 23, 2007-OT (35 comp.-369 yards)
		Shaun King at Carolina, Nov. 21, 2004 (28 comp.-343 yards)
		Kent Graham at Tampa Bay, Sept. 28, 1997 (31 comp.-339 yards)
		Neil Lomax vs. Dallas, Nov. 11, 1984 (27 comp.-388 yards)
		Neil Lomax vs. L.A. Rams, Nov. 4, 1984 (34 comp.-341 yards)
51	.....	Matt Leinart at Minnesota, Nov. 26, 2006 (31 comp.-405 yards)
		Lamar McHan vs. L.A. Rams, Nov. 30, 1958 (28 comp.-245 yards)
50	.....	Three times, most recently by Steve Beuerlein at San Francisco, Oct. 24, 1993 (26 comp.-334 yards)

### Opponent/Game

63	.....	Chris Weinke at Carolina, Dec. 30, 2001 (36 comp.-223 yards)
62	.....	Charlie Batch vs. Detroit, Nov. 18, 2001 (36 comp.-436 yards)
57	.....	Tim Rattay at San Francisco, Oct. 10, 2004 (38 comp.-417 yards)
55	.....	Tommy Kramer vs. Minnesota, Oct. 25, 1981 (25 comp.-343 yards)

## Pass Completions

### Career

2,590	.....	Jim Hart, 1966-83
1,540	.....	Jake Plummer, 1997-02
1,818	.....	Neil Lomax, 1981-89
1,030	.....	Charley Johnson, 1961-69

### Season

345	.....	Neil Lomax, 1984 (560 att.)
324	.....	Jake Plummer, 1998 (547 att.)
304	.....	Jake Plummer, 2001 (525 att.)
		Dave Krieg, 1995 (521 att.)
284	.....	Jake Plummer, 2002 (530 att.)
281	.....	Kurt Warner, 2007 (451 att.)

### Game

37	.....	Kent Graham vs. St. Louis, Sept. 29, 1996-OT (58 att.-366 yards)
		Neil Lomax at Washington, Dec. 16, 1984 (46 att.-468 yards)
35	.....	Kurt Warner vs. Atlanta, Dec. 23, 2007-OT (52 att.-369 yards)
		Jake Plummer at Green Bay, Jan. 2, 2000 (57 att.-396 yards)
		Boomer Esiason at Wash., Nov. 10, 1996-OT (59 att.-522 yards)
34	.....	Kurt Warner vs. San Francisco, Nov. 25, 2007-OT (48 att.-484 yards)
		Steve Beuerlein at Seattle, Dec. 19, 1993-OT (53 att.-431 yards)
		Neil Lomax vs. L.A. Rams, Nov. 4, 1984 (52 att.-341 yards)
32	.....	Josh McCown vs. San Francisco (Mexico City), Oct. 2, 2005
		Jake Plummer vs. N. O., Dec. 20, 1998 (44 att.-394 yards)
		Neil Lomax at San Diego, Sept. 20, 1987 (61 att.-457 yards)

### Opponent/Game

38	.....	Tim Rattay at San Francisco, Oct. 10, 2004 (57 att.-417 yards)
37	.....	Carson Palmer at Cincinnati, Nov. 18, 2007 (52 att.-329 yards)
36	.....	Chris Weinke at Carolina, Dec. 30, 2001 (63 att.-223 yards)
		Charlie Batch vs. Detroit, Nov. 18, 2001 (62 comp., 436 yards)

## CLUB RECORDS

- 32.....Jon Kitna vs. Detroit, Nov. 11, 2007 (45 att.-294 yards)  
31.....Joe Montana at San Francisco, Oct. 18, 1987 (39 att.-334 yards)  
Steve Bartkowski vs. Atlanta, Nov. 9, 1980 (47 att.-378 yards)

### Touchdown Passes

#### Career

- 209.....Jim Hart, 1966-83  
136.....Neil Lomax, 1981-89  
108.....Charley Johnson, 1961-69  
90.....Jake Plummer, 1997-02  
51.....Paul Christman, 1945-49

#### Season

- 28.....Charley Johnson, 1963  
Neil Lomax, 1984  
27.....Kurt Warner, 2007  
24.....Neil Lomax, 1983  
Neil Lomax, 1987  
21.....Charley Johnson, 1964

#### Game

- 6.....Charley Johnson vs. New Orleans, Nov. 2, 1969  
Charley Johnson at Cleveland, Sept. 26, 1965  
Jim Hardy vs. Baltimore, Oct. 2, 1950  
5.....Charley Johnson vs. Dallas, Dec. 9, 1962  
4.....Jake Plummer vs. Detroit, Nov. 18, 2001  
\*Jake Plummer vs. Washington, Dec. 7, 1997  
Kent Graham vs. St. Louis, Sept. 29, 1996-OT  
Dave Krieg vs. Atlanta, Nov. 26, 1995, OT  
Gary Hogeboom at Seattle, Sept. 17, 1989  
Neil Lomax vs. Seattle, Nov. 13, 1983  
Jim Hart at Dallas, Sept. 28, 1975  
Jim Hart vs. N.Y. Giants, Oct. 28, 1973  
Jim Hart at Philadelphia, Oct. 22, 1967  
Charley Johnson vs. Philadelphia, Dec. 8, 1963  
John Roach at L.A. Rams, Sept. 23, 1960  
Lamar McHan at Washington, Nov. 9, 1958  
Lamar McHan vs. Philadelphia, Nov. 4, 1956  
Ray Mallowf at N.Y. Giants, Oct. 17, 1948  
Paul Christman at Detroit, Oct. 13, 1946  
\*Cardinal rookie record

#### Opponent/Game

- 6.....Bob Griese vs. Miami, Nov. 24, 1977  
Billy Kilmer vs. New Orleans, Nov. 2, 1969

### Passes Had Intercepted

#### Career

- 247.....Jim Hart, 1966-83  
114.....Jake Plumer, 1997-02  
110.....Charley Johnson, 1961-69  
90.....Neil Lomax, 1981-88  
77.....Lamar McHan, 1954-58

#### Season

- 30.....Jim Hart, 1967  
27.....Wilson Schwenk, 1942  
24.....Jake Plummer, 1999  
Charley Johnson, 1964  
Jim Hardy, 1950  
22.....Paul Christman, 1947  
Lamar McHan, 1954

#### Game

- \*8.....Jim Hardy vs. Philadelphia, Sept. 24, 1950  
\*NFL record

#### Opponent/Game

- 5.....Heath Shuler at Washington, Oct. 16, 1994  
Gary Danielson vs. Detroit, Dec. 4, 1978  
Norm Sneed at Philadelphia, Oct. 2, 1966  
Eddie LeBaron at Dallas, Nov. 5, 1961



Neil Lomax owns the club record of total passing yards during a season with 4,614 in 1984.

### Lowest Interception Rate

#### Season

- 2.0.....Kent Graham, 1997 (250-5)  
2.1.....Jim Hart, 1974 (388-8)  
2.4.....Kurt Warner, 2005 (375-9)  
2.5.....Josh McCown, 2004 (408-10)  
Neil Lomax, 1988 (443-11)  
Neil Lomax, 1985 (471-12)

### Completion Percentage

#### Season

- 64.5.....Kurt Warner, 2005 (242-375)  
62.3.....Kurt Warner, 2007 (281-451)  
61.7.....Steve Beuerlein, 1993 (258-418)  
61.6.....Neil Lomax, 1984 (345-560)  
59.4.....Neil Lomax, 1987 (275-463)

#### Game

- 81.8.....Steve Beuerlein at Atlanta, Jan. 2, 1994 (27-33)  
81.3.....John Roach vs. Washington, Nov. 6, 1960 (13-16)  
80.4.....Neil Lomax at Washington, Dec. 16, 1984 (37-46)  
78.9.....Jim Hart vs. Washington, Oct. 27, 1974 (15-19)  
77.8.....Neil Lomax vs. Seattle, Nov. 13, 1983 (21-27)  
Ray Mallowf at N.Y. Giants, Oct. 17, 1948 (14-18)

#### Opponent/Game

- 86.7.....Drew Brees at New Orleans, Dec. 16, 2007 (26-30)  
85.7.....Sonny Jurgensen at Washington, Oct. 10, 1965 (12-14)  
83.3.....Fran Tarkenton at N.Y. Giants, Oct. 25, 1970 (15-18)  
83.3.....Dan Fouts at San Diego, Sept. 26, 1976 (15-18)

### Longest Pass Plays

- 98.....Jim Hart to Ahmad Rashad vs. L.A. Rams, Dec. 10, 1972  
Ogden Compton to Dick Lane at Green Bay, Nov. 13, 1955 (TD)  
Doug Russell to Gaynell Tinsley vs. Cleveland Rams,  
Nov. 27, 1938 (TD)  
97.....Pat Coffee to Gaynell Tinsley vs. Chicago, Dec. 5, 1937 (TD)  
93.....Neil Lomax to Ernie Jones vs. Phila., Dec. 10, 1988 (TD)  
91.....M.C. Reynolds to John David Crow at Cleveland Browns,  
Dec. 12, 1958 (TD)

(Individual Passing Records continued on page 280)

*(Individual Passing Records continued from page 279)*

**Opponent/Game**

- 93.....Dick Gordon from Jack Concannon at Chicago, Nov. 19, 1967 (TD)
- 90.....Mike Quick from Ron Jaworski at Phila., Oct. 28, 1984 (TD)
- 88.....Anthony Allen from Ed Rubbert at Wash., Oct. 4, 1987 (TD)
- 87.....Tiki Barber from Kent Graham vs. N.Y. Giants, Dec. 6, 1998 (TD)
- Michael Irvin from Troy Aikman at Dallas, Sept. 20, 1992
- Ben Hawkins from Norm Snead vs. Phila., Oct. 22, 1967 (TD)
- 85.....Bert Emanuel from Jeff George at Atlanta, Dec. 24, 1994
- Gene Washington from Joe Kapp at Minn., Oct. 8, 1967 (TD)

**Most Consecutive Pass Completions**

**Game**

- 15.....Jake Plummer vs. Washington, Nov. 8, 1998
- 14.....Kent Graham vs. St. Louis, Sept. 29, 1996-OT
- Steve Beuerlein at Atlanta, Jan. 2, 1994



Mel Gray caught passes in a franchise record 121 straight games in a streak that spanned 10 seasons, beginning in 1973 and ending in 1982.

- 13.....Josh McCown at Atlanta, Sept., 26, 2004
- 12.....Kurt Warner at Baltimore, Sept., 23, 2007
- Kurt Warner: 2 vs. Washington, Dec. 11, 2005; 10 at Houston, Dec. 18, 2005
- Neil Lomax at Tampa Bay, Dec. 20, 1987
- Neil Lomax: 5 vs. N.Y. Giants, Oct. 25, 1987; 7 vs. Philadelphia, Nov. 2, 1987
- Jim Hart vs. Chicago, Sept. 25, 1977
- 11.....Jake Plummer vs. Atlanta, Sept. 30, 2001

**Most Consecutive Games Throwing Touchdown Pass**

- 19.....Neil Lomax (Game 9 in 1983-Game 11 in 1984)
- 16.....Charley Johnson (Game 4 in 1964-Game 5 in 1965)
- 14.....Neil Lomax (Games 1-2, 6-15 in 1987; Games 1-2 in 1988)
- 12.....Neil Lomax (Games 1-2 and 6-15 in 1987)
- 8.....Kurt Warner (Games 9-16 in 2007)
- Neil Lomax (Games 4-11 in 1988)
- Neil Lomax (Game 13 in 1984-Game 4 in 1985)
- Charley Johnson (Games 4-11 in 1963)

**Fewest Passes Had Intercepted**

**Season**

- 4.....Paul Christman, 1948 (114 att.)
- Ray Malloff, 1941 (96 att.)
- 5.....Kent Graham, 1997 (250 att.)
- Jim Hart, 1972 (119 att.)
- 6.....Neil Lomax, 1982 (205 att.)
- Lamar McHan, 1954 (255 att.)
- Ray Malloff, 1948 (143 att.)

**Highest NFL Passer Rating**

**Season**

- 92.5.....Neil Lomax, 1984
- 92.0.....Neil Lomax, 1983
- 91.2.....Ray Malloff, 1948
- 89.8.....Kurt Warner, 2007
- 86.5.....Neil Lomax, 1987

**INDIVIDUAL RECEIVING RECORDS**

**Total Receptions**

**Career**

- 535.....Larry Centers, 1990-98
- 522.....Roy Green, 1979-90
- 493.....Frank Sanders, 1995-02
- 486.....Jackie Smith, 1963-77
- 469.....Pat Tilley, 1976-86
- 418.....Bobby Joe Conrad, 1958-68
- 413.....Anquan Boldin, 2003-
- 377.....J.T. Smith, 1985-90
- 351.....Mel Gray, 1971-82
- 330.....Larry Fitzgerald, 2004-

**Season**


- 103.....Larry Fitzgerald, 2005 (1,409 yards, 10 TD)
- 102.....Anquan Boldin, 2005 (1,402 yards, 7 TD)
- 101.....Anquan Boldin, 2003 (1,377 yards, 8 TD)
- Larry Centers, 1995 (962 yards, 2 TD)
- 100.....Larry Fitzgerald, 2007 (1,409 yards, 10 TD)
- 99.....Larry Centers, 1996 (766 yards, 7 TD)
- 98.....David Boston, 2001 (1,596 yards, 8 TD)
- 97.....Rob Moore, 1997 (1,584 yards, 8 TD)
- 91.....J.T. Smith, 1987 (1,117 yards, 8 TD)
- 89.....Frank Sanders, 1998 (1,145 yards, 3 TD)
- 83.....Anquan Boldin, 2006 (1,203 yards, 4 TD)
- J.T. Smith, 1988 (986 yards, 7 TD)

**Game**

- 16.....Sonny Randle at N.Y. Giants, Nov. 4, 1962 (256 yards, TD)
- 14.....Anquan Boldin at Baltimore, Sept. 23, 2007 (181 yards, 2 TD)
- 13.....Anquan Boldin vs. Atlanta, Dec. 23, 2007, OT (162 yards, 2 TD)
- Larry Fitzgerald at N.Y. Giants, Sept. 11, 2005 (155 yards, TD)
- Frank Sanders at Green Bay, Jan. 2, 2000 (118 yards, TD)
- Larry Centers vs. St. Louis, Sept. 29, 1996, OT (83 yards)
- 12.....Anquan Boldin vs. Chicago, Oct. 16, 2006 (136 yards, TD)
- Larry Centers vs. Dallas, Dec. 25, 1995 (172 yards)
- Gary Clark at Seattle, Dec. 19, 1993, OT (152 yards, TD)
- Ottis Anderson at Wash., Dec. 16, 1984 (124 yards)
- 11.....Larry Fitzgerald vs. St. Louis, Dec. 30, 2007 (171 yards, 2 TD)
- Larry Fitzgerald at Minnesota, Nov. 26, 2006 (172 yards)
- Anquan Boldin at San Francisco, Dec. 4, 2005 (156 yards, TD)
- Frank Sanders vs. Dallas, Nov. 15, 1998 (190 yards, TD)
- Larry Centers at Indianapolis, Sept. 1, 1996 (108 yards)
- J.T. Smith vs. San Diego, Oct. 1, 1989 (123 yards)
- J.T. Smith at Dallas, Dec. 27, 1987 (102 yards, TD)
- Ottis Anderson vs. L.A. Rams, Nov. 4, 1984 (74 yards)
- Sonny Randle at Wash., Nov. 20, 1960 (146 yards, 3 TD)
- 10.....23 times, last by Larry Fitzgerald, 2007 (130 yards)

**Opponent/Game**

- 14.....Rod Smith vs. Denver, Sept. 23, 2001 (162 yards, 2 TD)
- Cris Carter vs. Minnesota, Oct. 2, 1994 (167 yards)
- 13.....Eric Johnson at San Francisco, Oct. 10, 2004 (162 yards, TD)



**Anquan Boldin (3) and Larry Fitzgerald (2) hold five of the 10 best receiving yardage seasons in Cardinals history.**

- 12 ..... Roddy White vs. Atlanta, Dec. 23, 2007, OT (141 yards)
- Torry Holt at St. Louis, Sept. 28, 2003 (133 yards)
- Cris Carter vs. Minnesota, Nov. 12, 1995, OT (157 yards)
- Emmitt Smith vs. Dallas, Nov. 22, 1992 (88 yards)
- Harold Carmichael vs. Phila., Oct. 14, 1973 (187 yards)
- 11 ..... Frank Gore vs. San Francisco, Nov. 25, 2007, OT (98 yards)
- Torry Holt at St. Louis, Nov. 20, 2005 (129 yards, TD)
- Fred Barnett at Phila., Nov. 6, 1994 (173 yards, 2 TD)
- Mark Bavaro vs. N.Y. Giants, Dec. 13, 1987 (137 yards, TD)
- Art Monk at Washington, Dec. 16, 1984 (136 yards)
- Doug Kotar vs. N.Y. Giants, Oct. 3, 1976 (132 yards)
- Tommy McDonald at Phila., Oct. 1, 1961 (182 yards)

- 7,005 ..... Pat Tilley, 1976-86
- 6,644 ..... Mel Gray, 1971-82
- 6,579 ..... Frank Sanders, 1995-02
- 5,828 ..... Bobby Joe Conrad, 1958-68

**Season**

- 1,598 ..... David Boston, 2001
- 1,584 ..... Rob Moore, 1997
- 1,555 ..... Roy Green, 1984
- 1,409 ..... Larry Fitzgerald, 2007
- Larry Fitzgerald, 2005
- 1,402 ..... Anquan Boldin, 2005
- 1,377 ..... Anquan Boldin, 2003
- 1,227 ..... Roy Green, 1983
- 1,205 ..... Jackie Smith, 1967
- 1,203 ..... Anquan Boldin, 2006
- 1,158 ..... Sonny Randle, 1962

**Touchdowns Receiving**

**Career**

- 66 ..... Roy Green, 1979-90
- 60 ..... Sonny Randle, 1959-66
- 45 ..... Mel Gray, 1971-82
- 40 ..... Jackie Smith, 1963-77
- 38 ..... Bobby Joe Conrad, 1958-68

**Season**

- 16 ..... Sonny Randle, 1960
- 14 ..... Roy Green, 1983; Mal Kutner, 1948
- 12 ..... Roy Green, 1984; Sonny Randle, 1963; Bob Shaw, 1950

**Game**

- \*5 ..... Bob Shaw vs. Baltimore, Oct. 2, 1950
- 4 ..... J.T. Smith at Washington, Oct. 8, 1989
- Roy Green at Seattle, Sept. 17, 1989
- Roy Green vs. Seattle, Nov. 13, 1983
- Dave Williams vs. New Orleans, Nov. 2, 1969
- 3 ..... Many times, most recently by Rob Moore vs. Wash., Dec. 7, 1997
- \*NFL record

**Opponent/Game**

- 4 ..... Earnest Gray vs. N.Y. Giants, Sept. 7, 1980

**Total Receiving Yardage**

**Career**

- 8,497 ..... Roy Green, 1979-90
- 7,918 ..... Jackie Smith, 1963-77

**Game**

- 256 ..... Sonny Randle vs. N.Y. Giants, Nov. 4, 1962 (16 rec., TD)
- 217 ..... Anquan Boldin at Detroit, Sept. 7, 2003 (10 rec., 2 TD)
- 212 ..... Jackie Smith vs. Pittsburgh, Oct. 13, 1963 (9 rec., 2 TD)
- 198 ..... Sonny Randle at Cleveland, Sept. 26, 1965 (7 rec., 3 TD)
- 197 ..... John Gilliam vs. Pittsburgh, Oct. 5, 1969 (10 rec., TD)
- 196 ..... Roy Green at Washington, Dec. 16, 1984 (8 rec., 2 TD)

**Opponent/Game**

- 255 ..... Anthony Allen at Washington, Oct. 4, 1987 (7 rec.)
- 210 ..... Michael Irvin at Dallas, Sept. 20, 1992 (8 rec.)
- 203 ..... Kevin Williams vs. Dallas, Dec. 25, 1995 (9 rec.)
- 203 ..... James Dixon vs. Dallas, Nov. 12, 1989 (12 rec.)
- 199 ..... Tim Brown vs. Philadelphia, Dec. 16, 1962 (5 rec.)

**Most Consecutive**

**Games Catching Passes**

- 121 ..... Mel Gray (Game 3 in 1973-Game 4 in 1982)
- 94 ..... Bobby Joe Conrad (Game 9 in 1961-Game 4 in 1968)
- 89 ..... Larry Centers (Game 7 in 1993-Game 16 in 1998)
- 74 ..... Roy Green (Game 2 in 1981-Game 10 in 1986)
- 65 ..... Rob Moore (Game 1 in 1995-Game 2 in 1999)
- 60 ..... Frank Sanders (Game 1 in 1996-Game 12 in 1999)
- Sonny Randle (Game 2 in 1961-Game 7 in 1964)

*(Individual Receiving Records continued on page 282)*

*(Individual Receiving Records continued from page 281)***Most Consecutive Games Catching Touchdown Pass**

- 5.....Larry Fitzgerald, 2007  
 Ricky Proehl, 1993  
 Jackie Smith, 1967  
 Bobby Joe Conrad, 1963  
 Sonny Randle, 1960 and '61-62 (twice)  
 Bob Shaw, 1950  
 Mal Kutner, 1947
- 4.....David Boston, 2001  
 Roy Green, 1986  
 Roy Green, 1983-84

**Most Consecutive 100-Yard Games**

- 5.....Anquan Boldin, 2005  
 4.....Rob Moore, 1997  
 David Boston, 2001
- 3.....Numerous times, (most recently by Larry Fitzgerald, 2005)

**Most Passes Caught By Running Back****Season**

- \*101.....Larry Centers, 1995  
 99.....Larry Centers, 1996  
 77.....Larry Centers, 1994  
 73.....Michael Pittman, 2000  
 70.....Ottis Anderson, 1984

**INDIVIDUAL COMBINED YARDAGE RECORDS****Rushing/Receiving/Returns****Career**

- 11,988.....Stump Mitchell, 1981-89 (4,649/1,955/5,384)  
 10,861.....Roy Green, 1979-90 (148/8,497/2,216)  
 10,494.....Ottis Anderson, 1979-86 (7,999/2,495/0)  
 9,040.....Terry Metcalf, 1973-77 (3,438/1,862/3,748)  
 8,509.....Ollie Matson, 1952, '54-58 (3,331/2,150/3,028)

**Season**

- 2,462.....Terry Metcalf, 1975 (816/378/1,268)  
 2,402.....MarTay Jenkins, 2000 (-4/219/2,187)  
 2,121.....Kevin Williams, 1997 (-2/203/1,920)  
 2,058.....Terry Metcalf, 1974 (718/377/963)  
 2,022.....Terry Metcalf, 1977 (739/403/880)

**Game**

- 284.....Ollie Matson vs. Pittsburgh, Dec. 31, 1954 (85/74/125)  
 280.....Terry Metcalf vs. Buffalo, Nov. 27, 1975 (7/52/221)  
 278.....Ollie Matson vs. Pittsburgh, Oct. 26, 1952 (82/121/75)  
 276.....Ollie Matson vs. Washington, Nov. 21, 1954 (163/64/49)  
 Ollie Matson at Pittsburgh, Nov. 28, 1954 (115/161/0)

**INDIVIDUAL INTERCEPTIONS RECORDS****Total Interceptions****Career**

- 52.....Larry Wilson, 1960-72  
 46.....Aeneas Williams, 1991-2000  
 40.....Roger Wehrli, 1969-82  
 30.....Dick Lane, 1954-59  
 29.....Pat Fischer, 1961-67

**Season**

- 12.....Bob Nussbaumer, 1949  
 11.....Lindon Crow, 1956  
 10.....Larry Wilson, 1966  
 Pat Fischer, 1964  
 Jerry Norton, 1960  
 Dick "Night Train" Lane, 1954  
 Ray Ramsey, 1953

**Game**

- \*\*4.....Kwamie Lassiter vs. San Diego, Dec. 27, 1998  
 Jerry Norton at Pittsburgh, Nov. 26, 1961  
 Jerry Norton at Washington, Nov. 20, 1960  
 Bob Nussbaumer at N.Y. Bulldogs, Nov. 13, 1949
- 3.....Antrel Rolle at Cincinnati, Nov. 18, 2007  
 Adrian Wilson vs. Dallas, Oct. 20, 2002  
 Ronald McKinnon vs. Chicago, Oct. 11, 1998  
 Ken Greene vs. Buffalo, Nov. 15, 1981  
 Perry Smith at Detroit, Dec. 3, 1978  
 Roger Wehrli vs. Dallas, Dec. 7, 1975  
 Larry Wilson vs. Chicago, Oct. 31, 1966  
 Larry Wilson vs. Cleveland, Dec. 19, 1965
- 3.....Bobby Joe Conrad at Pittsburgh, Dec. 13, 1958  
 Don Paul vs. N.Y. Giants, Nov. 1, 1953  
 Ray Ramsey vs. Philadelphia, Sept. 30, 1951  
 Jerry Davis at L.A. Rams, Dec. 4, 1949  
 Mal Kutner at Green Bay, Nov. 24, 1946  
 \*\*Ties NFL record

**Opponent/Game**

- 3.....Marcus Trufant at Seattle, Dec. 9, 2007  
 Ronnie Heard at San Francisco, Oct. 27, 2002  
 Champ Bailey vs. Washington, Oct. 17, 1999  
 Mike Prior at Indianapolis, Dec. 20, 1992  
 Brad Edwards at Washington, Nov. 29, 1992  
 Gene Atkins vs. New Orleans, Dec. 22, 1991  
 Jack Pardee at Washington, Oct. 17, 1971  
 Richie Petitbon vs. Washington, Sept. 19, 1971  
 Curtis Gentry at Chicago, Nov. 19, 1967  
 Nate Ramsey vs. Philadelphia, Nov. 28, 1965

**Interception Yardage****Career**

- 800.....Larry Wilson, 1960-72  
 653.....Aeneas Williams, 1991-2000  
 628.....Dick "Night Train" Lane, 1954-59  
 529.....Pat Fischer, 1961-67  
 501.....Mike Sensibaugh, 1972-77

**Season**

- 237.....Ray Ramsey, 1953  
 231.....Antrel Rolle, 2007  
 206.....Dick Lane, 1956

**Game**

- 127.....Antrel Rolle at Cincinnati, Nov. 18, 2007 (3 int., 2 TD)  
 115.....Larry Wilson vs. Cleveland, Dec. 19, 1965 (3 int., TD)  
 110.....Jerry Norton at Pittsburgh, Nov. 26, 1961 (4 int., 2 TD)  
 106.....Ken Greene vs. Buffalo, Nov. 15, 1981 (3 int.)

**Opponent/Game**

- 103.....Brad Edwards at Washington, Nov. 29, 1992 (3 int., TD)  
 99.....Gene Atkins vs. New Orleans, Dec. 22, 1991 (3 int.)

## Longest Interception Return

- 99..... Adrian Wilson at Atlanta, Oct. 1, 2006 (TD)
- 96..... Larry Wilson vs. Cleveland, Dec. 19, 1965 (TD)
- 92..... Leo Sanford at Pittsburgh, Sept. 26, 1955 (TD)
- 91..... Larry Wilson at Philadelphia, Oct. 2, 1966 (TD)
- 79..... Mike Sensibaugh vs. N.Y. Giants, Oct. 31, 1977 (TD)
- 78..... Kwamie Lassiter vs. Philadelphia, Dec. 16, 1979  
Carl Allen vs. Chicago, Dec. 16, 1979
- \*72..... Lorenzo Lynch vs. Seattle, Oct. 29, 1995-OT (TD)
- 71..... Rod Hood vs. Cleveland, Dec. 2, 2007 (TD)

### Opponent/Game

- 93..... Eric Turner at Cleveland, Sept. 18, 1994 (TD)
- 90..... Mel Renfro vs. Dallas, Oct. 4, 1965 (TD)

## Most Consecutive Games With Int.

- 7..... Larry Wilson, 1966
- 6..... Dick Lane, 1954-55
- 5..... Pat Fischer, 1963

## Interception Returns For Touchdown

### Career

- 6..... Aeneas Williams, 1991-2000
- 5..... Larry Wilson, 1960-72
- 3..... Antrel Rolle, 2005-  
Robert Massey, 1991-93  
Bill Blackburn, 1946-50  
Pat Fischer, 1961-67

### Season

- 3..... Antrel Rolle, 2007  
Robert Massey, 1992
- 2..... Rod Hood, 2007  
Karlos Dansby, 2005  
Aeneas Williams, 1997  
Aeneas Williams, 1995  
Larry Wilson, 1966  
Pat Fischer, 1964  
Jerry Norton, 1961  
Billy Stacy, 1961  
Billy Blackburn, 1948

### Game

- \*\*2..... Antrel Rolle at Cincinnati, Nov. 18, 2007  
Robert Massey vs. Washington, Oct. 4, 1992  
Billy Stacy at Dallas, Nov. 5, 1961  
Jerry Norton at Pittsburgh, Nov. 26, 1961  
Billy Blackburn vs. Boston, Oct. 24, 1948  
\*\*Ties NFL record

# QUARTERBACK SACKS

## Quarterback Sacks

### Career

- 66.0..... Freddie Joe Nunn, DE, 1985-93
- 53.5..... Simeon Rice, DE, 1996-00
- 50.5..... Curtis Greer, DE, 1980-88
- 47.5..... Ken Harvey, LB, 1988-93
- 45.5..... Eric Swann, DT, 1991-99
- 37.5..... Al Baker, DE, 1983-86
- 37.0..... David Galloway, DT, 1982-89
- 29.0..... Bertrand Berry, DE, 2004-
- 25.0..... E.J. Junior, LB, 1981-88
- 20.5..... Karlos Dansby, LB, 2004-
- 18.0..... Mark Smith, DT, 1997-99
- 17.0..... Clyde Simmons, DE, 1994-95

### Season

- 16.5..... Simeon Rice, DE, 1999
- 16.0..... Curtis Greer, DE, 1983
- 14.5..... Bertrand Berry, DE, 2004
- 14.0..... Curtis Greer, DE, 1984  
Freddie Joe Nunn, DE, 1988
- 13.5..... Al Baker, DE, 1983
- 12.5..... Simeon Rice, DE, 1996
- 12.0..... David Galloway, DT, 1983
- 11.0..... Freddie Joe Nunn, DE, 1987  
Clyde Simmons, DE, 1995

### Game

- 4.5..... Curtis Greer vs. Philadelphia, Dec. 18, 1983
- 4.0..... Bertrand Berry vs. N.Y. Giants, Nov. 14, 2004
- 3.0..... Bertrand Barry at Oakland, Oct. 22, 2006  
Adrian Wilson at St. Louis, Nov. 20, 2005  
Simeon Rice at Philadelphia, Nov. 19, 2000  
Ken Harvey at Washington, Sept. 12, 1993  
Ken Harvey at Dallas, Nov. 3, 1991  
Ken Harvey at Atlanta, Dec. 9, 1990  
Freddie Joe Nunn at Dallas, Oct. 30, 1988  
Curtis Greer vs. Dallas, Sept. 13, 1987  
Al Baker vs. Philadelphia, Dec. 18, 1983  
E.J. Junior at N.Y. Giants, Dec. 4, 1983  
David Galloway vs. Seattle, Nov. 13, 1983  
Curtis Greer vs. Dallas, Sept. 11, 1983

### Opponent/Game

- 3.5..... Reggie White vs. Philadelphia, Nov. 2, 1986
- 3.0..... 27 times, last by Patrick Kearney, 2007

## Consecutive Games With Sack

- 7..... Curtis Greer (Games 13-16, 1984-Games 1-3, 1985)
- 5..... Chike Okeafor (Games 12-16, 2006)  
Curtis Greer (Games 6-10, 1984)  
Al Baker (Games 12-16, 1984)
- 4..... Bertrand Berry, (Games 11-14, 2004)  
Simeon Rice (Games 1-5, 1996)  
Eric Swann (Games 10-13, 1995)  
Curtis Greer (Games 2-5, 1983)

## Multiple-Player, Multiple-Sack Games

- 9.5..... Curtis Greer (4.5), Al Baker (3), and David Galloway (2) vs. Phila., Dec. 18, 1983
- 8.5..... Al Baker (2.5), Leonard Smith (2), Anthony Bell (2), and Freddie Joe Nunn (2) at Philadelphia, Dec. 7, 1986
- 6.5..... E.J. Junior (2.5), Al Baker (2), and Curtis Greer (2) at New England, Dec. 2, 1984
- 6.0..... Bertrand Berry (4) and Karlos Dansby (2) vs. N.Y. Giants, Nov. 14, 2004
- 5.0..... Curtis Greer (3) and Colin Scotts (2) vs. Dallas, Sept. 13, 1987
- 4.5..... Freddie Joe Nunn (2.5) and Rod Saddler (2) at Phila., Nov. 22, 1987
- 4.0..... Chike Okeafor (2) and Adrian Wilson (2) vs. Philadelphia, Dec. 24, 2005  
Simeon Rice (2) and Mark Smith (2) at Washington, Nov. 22, 1998  
Clyde Simmons (2) and Eric Swann (2) vs. Minn., Nov. 12, 1995  
Curtis Greer (2) and David Galloway (2) at Phila., Oct. 28, 1984  
Curtis Greer (2) and David Galloway (2) vs. S.D., Nov. 20, 1983  
Elois Grooms (2) and Curtis Greer (2) vs. S.F., Nov. 21, 1982



## INDIVIDUAL PUNTING RECORDS

### Total Punts

#### Career

714.....	Scott Player, 1998-2006
360.....	Carl Birdsong, 1981-85
346.....	Rich Camarillo, 1989-93
337.....	Jeff Feagles, 1994-97
248.....	Chuck Latourette, 1967-68, 70-71

#### Season

100.....	Larry Swider, 1980 (41.5 avg.)
98.....	Scott Player, 2004 (43.1 avg.)
	Jeff Feagles, 1994 (40.6 avg.)
94.....	Scott Player, 1999 (42.0 avg.)
91.....	Jeff Feagles, 1997 (44.3 avg.)

#### Game

12.....	Beryl Clark vs. Detroit, Oct. 15, 1940
11.....	Larry Swider vs. Washington, Dec. 21, 1980
	Gary Keithley at Washington, Oct. 21, 1973
	King Hill vs. Minnesota, Oct. 19, 1969
10.....	Scott Player vs. Tennessee, Oct. 23, 2005
	Scott Player at Buffalo, Oct. 31, 2004
	Scott Player at N.Y. Jets, Nov. 7, 1999
	Carl Birdsong at N.Y. Giants, Dec. 4, 1983
	Carl Birdsong vs. Washington, Jan. 2, 1983
	Jerry Norton vs. N.Y. Giants, Oct. 6, 1961
	Charley Trippi at Philadelphia, Dec. 4, 1955
	Charley Trippi vs. Philadelphia, Oct. 3, 1954
	Frank Polstoot vs. N.Y. Giants, Nov. 5, 1951
	Jim Hardy at Chicago, Oct. 8, 1950

#### Opponent/Game

11.....	Don Chandler vs. N.Y. Giants, Oct. 8, 1961
---------	--

### Total Yards

#### Career

30,752...	Scott Player, 1998-2006
15,114...	Rich Camarillo, 1989-93
14,916...	Carl Birdsong, 1981-85
14,503...	Jeff Feagles, 1994-97
10,049...	Chuck Latourette, 1967-71

#### Season

4,203.....	Scott Player, 2004
4,111.....	Larry Swider, 1980
4,028.....	Jeff Feagles, 1997
3,997.....	Jeff Feagles, 1994
3,948.....	Scott Player, 1999

### Average Yards Per Punt

#### Career

44.9.....	Jerry Norton, 1959-61 (183-8,219)
43.7.....	Rich Camarillo, 1989-93 (346-15,114)
43.1.....	Scott Player, 1998-2006 (714-30,752)
43.0.....	Jeff Feagles, 1994-97 (337-14,503)
41.5.....	Larry Swider, 1980 (100-4,111)

#### Season

45.6.....	Jerry Norton, 1960 (39-1,778)
45.3.....	Rich Camarillo, 1991 (76-3,445)
44.9.....	Scott Player, 2006 (66-2,965)
	Jerry Norton, 1959 (59-2,649)
44.7.....	Jerry Norton, 1961 (85-3,799)

#### Game

54.0.....	Scott Player vs. Seattle, Sept. 14, 2003 (4-206)
	Greg Cater at San Francisco, Oct. 18, 1987 (2-108)
53.3.....	Dave Mann at Pittsburgh, Oct. 13, 1957 (4-213)
53.2.....	Rich Camarillo vs. Atlanta, Oct. 20, 1991 (5-266)
52.8.....	Jerry Norton at Philadelphia, Nov. 15, 1959 (5-264)
52.7.....	Rich Camarillo vs. San Diego, Dec. 6, 1992 (3-158)

#### Opponent/Game

58.0.....	Mat McBriar vs. Dallas, Nov. 12, 2006 (2-116)
56.0.....	Donnie Jones at St. Louis, Oct. 7, 2007 (4-224)
57.0.....	Mark Royals at New Orleans, Dec. 14, 1997 (6-342)
55.6.....	Louie Aguiar vs. Kansas City, Oct. 1, 1995 (5-278)
54.3.....	Tom Rouen vs. Denver, Sept. 23, 2001 (4-217)

### Most Downed Punts Inside the 20

("Punts Inside the 20" have been compiled since 1976)

#### Career

179.....	Scott Player (1998-2006)
100.....	Jeff Feagles (1994-97)
81.....	Carl Birdsong (1981-85)
79.....	Rich Camarillo (1989-93)
26.....	Greg Cater (1986-87)

#### Season

33.....	Jeff Feagles (1994)
32.....	Scott Player (2004)
28.....	Scott Player (2002)
24.....	Jeff Feagles (1997)
23.....	Jeff Feagles (1996)
	Rich Camarillo (1992, 1993)

### Longest Punt

#### Cardinals

84.....	Doug Russell vs. Chicago, Sept. 11, 1938
81.....	Mike Wood at N.Y. Giants, Dec. 10, 1978
78.....	Ernie Nevers vs. Green Bay, Nov. 13, 1930
	Jerry Norton at Dallas, Nov. 5, 1961

#### Opponent

71.....	Billy Lothridge at Dallas, Sept. 12, 1964
69.....	Tom Tupea at N.Y. Jets, Nov. 7, 1999
	Tom Blanchard vs. New Orleans, Dec. 8, 1974

## INDIVIDUAL PUNT RETURN RECORDS

### Total Punt Returns

#### Career

193.....	Vai Sihakema, 1986-90
156.....	Stump Mitchell, 1981-89
80.....	Terry Metcalf, 1973-77
71.....	Arnold Jackson, 2001-02
	Willard Harrell, 1978-84
64.....	Chuck Latourette, 1967-68, 70-71

#### Season

44.....	Vai Sihakema, 1987
43.....	Eric Metcalf, 1998
	Vai Sihakema, 1986

42.....	Steve Breaston, 2007
	Reggie Swinton, 2005
	Karl Williams, 2004
	Stump Mitchell, 1981
41.....	Patrick Robinson, 1994

#### Game

9.....	Reggie Swinton vs. Philadelphia, Dec. 24, 2005
8.....	Stump Mitchell at Washington, Jan. 2, 1983
7.....	Vai Sihakema vs. Pittsburgh, Oct. 9, 1986
	Vai Sihakema vs. Dallas, Sept. 13, 1987
	Stump Mitchell at N.Y. Giants, Dec. 4, 1983

#### Opponent/Game

9.....	Mike Nelms vs. Washington, Dec. 21, 1980
--------	--

## Punt Return Yardage

### Career

2,152 ... Vai Sikahema, 1986-90  
 1,377 ... Stump Mitchell, 1981-89  
 921 ... Terry Metcalf, 1973-77  
 864 ... Charley Trippi, 1947-55  
 854 ... Willard Harrell, 1978-84

### Season

550 ... Vai Sikahema, 1987  
 522 ... Vai Sikahema, 1986  
 462 ... Kevin Williams, 1997  
 461 ... Arnold Jackson, 2001  
 445 ... Stump Mitchell, 1981

### Game

145 ... Vai Sikahema vs. Tampa Bay, Dec. 21, 1986  
 143 ... Chuck Latourette at New Orleans, Sept. 29, 1968  
 142 ... Johnny Roland at Philadelphia, Oct. 2, 1966  
 110 ... Kevin Williams at Baltimore, Nov. 23, 1997  
 106 ... John Cochran vs. Green Bay, Nov. 27, 1949

### Opponent/Game

152 ... Devin Hester vs. Chicago, Oct. 16, 2006  
 128 ... Dante Hall at Kansas City, Dec. 1, 2002  
 ... Eddie Kennison vs. St. Louis, Sept. 29, 1996-OT  
 118 ... Derrick Shepard at Washington, Oct. 3, 1987  
 110 ... Dre Bly at St. Louis, Dec. 15, 2002

## Longest Punt Return

95f ..... Frank Bernardi at Washington, Oct. 14, 1956  
 88f ..... Phil Sarboe vs. N.Y. Giants, Oct. 17, 1935  
 86f ..... Chuck Latourette at New Orleans, Sept. 29, 1968  
 Johnny Roland at Philadelphia, Oct. 2, 1966  
 84f ..... Ken Hall vs. Pittsburgh, Nov. 1, 1959

### Opponent/Game

98f ..... Dennis Morgan vs. Dallas, Oct. 13, 1974  
 90f ..... Dante Hall at Kansas City, Dec. 1, 2002  
 83f ..... Devin Hester vs. Chicago, Oct. 16, 2006  
 81f ..... Lionel James at San Diego, Sept. 20, 1987  
 80f ..... Roy Jefferson vs. Pittsburgh, Nov. 10, 1968

## Average Yards

### Career

13.7 ..... Charley Trippi, 1947-55 (63-864)  
 12.0 ..... Willard Harrell, 1978-84 (71-854)  
 11.5 ..... Terry Metcalf, 1973-77 (80-921)  
 11.2 ..... Vai Sikahema, 1986-90 (193-2,152)  
 9.4 ..... Mac Cody, 1999-2000 (63-595)

### Season (15 or more returns)

20.93 ..... John "Red" Cochran, 1949 (15-314)  
 20.88 ..... Jerry Davis, 1948 (16-334)  
 13.15 ..... Johnny Bailey, 1992 (20-263)  
 13.08 ..... Terry Metcalf, 1974 (26-340)  
 12.50 ..... Vai Sikahema, 1987 (44-550)

### Game

47.7 ..... Chuck Latourette at New Orleans, Sept. 29, 1968 (3-143)  
 47.3 ..... Johnny Roland at Philadelphia, Oct. 2, 1966 (3-142)  
 36.3 ..... Vai Sikahema vs. Tampa Bay, Dec. 21, 1986 (4-145)  
 33.0 ..... Don Paul at Philadelphia, Nov. 19, 1950 (3-99)  
 32.3 ..... Frank Bernardi at Washington, Oct. 14, 1956 (3-97)

### Opponent/Game

39.3 ..... Derrick Shepard at Washington, Oct. 4, 1987 (3-118)  
 37.5 ..... Yamon Figurs at Baltimore, Sept. 23, 2007 (2-75)  
 32.0 ..... Eddie Kennison vs. St. Louis, Sept. 29, 1996-OT (4-128)  
 27.5 ..... Dre Bly at St. Louis, Dec. 15, 2002 (4-110)  
 25.7 ..... Eddie Drummond at Detroit, Sept. 7, 2003 (3-77)

## Most Touchdowns

3 ..... Ollie Matson, 1954-55  
 2 ..... Vai Sikahema, 1986 (both vs. Tampa Bay, Dec. 21, 1986)  
 Jerry Davis, 1948  
 Charley Trippi, 1948  
 John "Red" Cochran, 1949  
 Billy Stacy, 1959



Vai Sikahema, cousin of Cardinals guard Deuce Lutui, holds the franchise records for total punt returns and yardage in a career and a season.



# INDIVIDUAL KICKOFF RETURN RECORDS

## Total Kickoff Returns

### Career

- 177 ..... Stump Mitchell, 1981-89  
 164 ..... Vai Sikahema, 1986-90  
 151 ..... MarTay Jenkins, 2000-02  
 107 ..... Terry Metcalf, 1973-77  
 103 ..... Josh Scobey, 2003-04

### Season

- 82 ..... MarTay Jenkins, 2000  
 73 ..... Josh Scobey, 2003  
 66 ..... J.J. Arrington, 2006  
 63 ..... Reggie Swinton, 2005  
 62 ..... Steve Breaston, 2007

### Game

- 9 ..... Josh Scobey at Cleveland, Nov. 16, 2003  
 8 ..... J.J. Arrington at Atlanta, Oct. 1, 2006  
     MarTay Jenkins at Jacksonville, Dec. 10, 2000  
 7 ..... 20 times, last by Steve Breaston, 2007 (OT)

### Opponent/Game

- 8 ..... Gary Ellerson vs. Green Bay, Sept. 29, 1985  
 7 ..... Larry Foster vs. Detroit, Nov. 18, 2001  
     Jimmy Edwards vs. Minnesota, Nov. 4, 1979

## Kickoff Return Yardage

### Career

- 4,007 ..... Stump Mitchell, 1981-89  
 3,865 ..... MarTay Jenkins, 2000-02  
 3,501 ..... Vai Sikahema, 1986-90  
 2,804 ..... Terry Metcalf, 1973-77  
 2,453 ..... Ollie Matson, 1952, '54-'58

### Season

- 2,186 ..... MarTay Jenkins, 2000  
 1,684 ..... Josh Scobey, 2003  
 1,503 ..... J.J. Arrington, 2006  
 1,458 ..... Kevin Williams, 1997  
 1,456 ..... Reggie Swinton, 2005

### Game

- 252 ..... Josh Scobey at St. Louis, Sept. 28, 2003  
 220 ..... J.J. Arrington at Minnesota, Nov. 26, 2006  
 207 ..... Kevin Williams vs. Atlanta, Dec. 21, 1997  
 203 ..... George Hoey vs. Philadelphia, Nov. 21, 1971  
 199 ..... Reggie Swinton at St. Louis, Nov. 20, 2005

### Opponent/Game

- 253 ..... Derrick Witherspoon vs. Philadelphia, Nov. 24, 1996  
 225 ..... Herb Mul-Key vs. Washington, Sept. 23, 1973

## Longest Kickoff Return

- \*1061 ..... Roy Green at Dallas, Oct. 21, 1979  
 1051 ..... Frank Seno at N.Y. Giants, Oct. 20, 1946  
 1051 ..... Ollie Matson at Washington, Oct. 14, 1956  
 1031 ..... George Hoey vs. Philadelphia, Nov. 21, 1971

- 1021 ..... Doug Russell vs. Cincinnati, Sept. 23, 1934  
 1011 ..... Ollie Matson vs. Pittsburgh, Nov. 23, 1958  
 1001 ..... Josh Scobey at St. Louis, Sept. 28, 2003  
     John Gilliam at Green Bay, Oct. 21, 1969  
     Ollie Matson vs. Chicago, Oct. 5, 1952  
     \*Ties NFL record

### Opponent/Game

- 1001 ..... Dennis Pearson vs. Atlanta, Dec. 17, 1978  
 991 ..... Jon Vaughn vs. New England, Sept. 29, 1991

## Average Yards

### Career

- 28.5 ..... Ollie Matson, 1952, '54-'58  
 26.2 ..... Terry Metcalf, 1973-77  
 25.6 ..... MarTay Jenkins, 2000-02  
 23.3 ..... Josh Scobey, 2003-04  
 23.1 ..... Roy Green, 1979-90

### Season (15 or more attempts)

- 35.5 ..... Ollie Matson, 1958 (14-497)  
 31.2 ..... Terry Metcalf, 1974 (20-623)  
     Ollie Matson, 1952 (20-623)  
 29.2 ..... Jerry Davis, 1948 (15-437)  
 28.3 ..... Don Paul, 1951 (15-424)

### Game (3 or more attempts)

- 48.3 ..... John Gilliam at Green Bay, Dec. 21, 1969 (3-145)  
 47.0 ..... Terry Metcalf at Houston, Oct. 20, 1974 (3-141)  
 46.3 ..... Les Goble vs. N.Y. Giants, Sept. 26, 1954 (4-185)  
 43.3 ..... MarTay Jenkins at Minnesota, Nov. 12, 2000 (4-173)  
 43.0 ..... Chuck Lauletta at Phila., Nov. 3, 1968 (3-129)

### Opponent/Game

- 59.0 ..... Timmy Brown at Philadelphia, Sept. 22, 1963 (3-177)

## Most Touchdowns

### Career

- 6 ..... Ollie Matson, 1952 (2), '54, '56, '58 (2)  
 2 ..... MarTay Jenkins, 2000, '02  
     Les Goble, 1954 (2)  
     Terry Metcalf, 1974-75

### Season

- 2 ..... Ollie Matson, 1952 and '58 (twice)  
 Les Goble, 1954

## Combined Kick Return Yardage

### Season

- 2,187 ..... MarTay Jenkins, 2000 (2,186 kickoff-1 punt)  
 1,920 ..... Kevin Williams, 1997 (1,458 kickoff-462 punt)  
 1,792 ..... Reggie Swinton, 2005 (1,456 kickoff-336 punt)  
 1,786 ..... Steve Breaston, 2007 (1,391 kickoff-395 punt)  
 1,737 ..... Stump Mitchell, 1981 (1,292 kickoff-445 punt)

## CARDINALS LAUNCH SPANISH LANGUAGE VERSION OF AZCARDINALS.COM

In 2007 the Arizona Cardinals Football Club announced the launch of a Spanish language version of the team's web site [www.azcardinals.com/espanol](http://www.azcardinals.com/espanol).

Features of the Spanish language Cardinals homepage include translations of feature articles written for [www.azcardinals.com](http://www.azcardinals.com) as well as ticket and schedule information and a link to the Spanish Radio broadcast for each Cardinals game heard on ESPN Deportes 710 AM.

Former Cardinals guard and current Spanish radio analyst Rolando Cantu provides a Spanish language blog as well as writing feature stories for the website.

## INDIVIDUAL FUMBLE RECORDS

## Total Fumbles

## Season

- 16.....Dave Krieg, 1995  
 15.....Terry Metcalf, 1976  
       Sam Etcheverry, 1961  
       Paul Christman, 1946  
 14.....Terry Metcalf, 1974  
       John David Crow, 1962  
       Ottis Anderson, 1981

## Game

- 6.....Sam Etcheverry at N.Y. Giants, Sept. 17, 1961  
 5.....Paul Christman at Green Bay, Oct. 10, 1946

## Opponent Fumbles Recovered

## Career

- 19.....Mark Arneson, 1972-80  
       Roger Wehrli, 1969-82  
 16.....Bill Koman, 1959-67  
 14.....Chuck Walker, 1964-72  
 12.....Aeneas Williams, 1991-2000  
       Larry Wilson, 1960-72  
       Larry Stallings, 1963-75  
       Leo Sugar, 1954-60

## Season

- 5.....Michael Bankston, 1993  
       Chuck Walker, 1969  
       Tom Wham, 1950  
 4.....Larry Stallings, 1972  
       Lee Nelson, 1983  
       Curtis Greer, 1981  
       Tom Wham, 1949

## Game

- 3.....Corwin Clatt at Detroit, Nov. 6, 1949  
 2.....Many times, most recently by Renaldo Hill at Carolina, Oct. 6, 2002

## Own Fumbles Recovered

## Season

- 8.....Paul Christman, 1945  
 7.....Dave Krieg, 1995  
       Terry Metcalf, 1974  
       John Roach, 1960

## Game

- 4.....Sam Etcheverry at N.Y. Giants, Sept. 17, 1961

## Most Fumbles Returned For Touchdown

## Career

- 3.....Leo Sugar, 1954, '57 (2)  
 2.....Adrian Wilson, 2001-  
       Aeneas Williams, 1991-2000  
       Rod Saddler, 1989, '91  
       Larry Stallings, 1965, '69  
       Larry Wilson, 1963, '69  
       Don Brumm, 1965, '68

## Season

- 2.....Leo Sugar, 1957

## Longest Fumble Return

- \*104.....Aeneas Williams vs. Washington, Nov. 5, 2000 (TD)  
 99.....Adrian Wilson at Minnesota, Nov. 26, 2006 (TD)  
 88.....Larry Wilson at Green Bay, Dec. 21, 1969 (TD)  
 85.....Eric Hill at L.A. Rams, Sept. 1, 1991 (TD)  
 83.....Vince Banonis vs. N.Y. Giants, Nov. 30, 1947 (TD)  
       \*Equals NFL record

## INDIVIDUAL LONGEVITY RECORDS

## Service

## Most Seasons

- 18.....Jim Hart, 1966-83  
 17.....Jim Bakken, 1962-78  
 15.....Jackie Smith, 1963-77  
 14.....Roger Wehrli, 1969-82  
       Larry Stallings, 1963-76  
       Ernie McMillan, 1961-74  
 13.....Larry Wilson, 1960-72  
       Luis Sharpe, 1982-94  
 12.....Roy Green, 1979-90  
       Ken Gray, 1958-69  
       Dan Dierdorf, 1971-78, '80-83  
       Mel Gray, 1971-82

## Most Consecutive Games Played

- 234.....Jim Bakken, 1962-78  
 162.....Ernie McMillan, 1961-73  
 160.....Aeneas Williams, 1991-2000  
 148.....Bobby Joe Conrad, 1958-68  
 134.....Tom Brahaney, 1973-80  
 121.....Jackie Smith, 1963-71

## Most Games Played

- 234.....Jim Bakken, 1962-78  
 199.....Jim Hart, 1966-83  
 198.....Jackie Smith, 1963-77  
 193.....Roger Wehrli, 1969-82  
 189.....Luis Sharpe, 1982-94  
 180.....Larry Stallings, 1963-76  
 178.....Ernie McMillan, 1961-74  
 169.....Roy Green, 1979-90  
       Larry Wilson, 1960-72  
 160.....Aeneas Williams, 1991-2000  
       Dan Dierdorf, 1971-83

## Most Seasons, Head Coach

- 6.....Jim Hanifan, 1980-85  
       Jim Conzelman, 1940-42, '46-48  
 5.....Don Coryell, 1973-77  
       Charley Winner, 1966-70  
 4.....Vince Tobin, 1996-2000  
       Joe Bugel, 1990-93  
       Wally Lemm, 1962-65  
       Frank "Pop" Ivy, 1958-61  
       Milan Creighton, 1935-38



# TEAM SCORING RECORDS

## Most Points Scored

Season	Points
423.....	1984
404.....	2007
395.....	1948
379.....	1983
362.....	1987
358.....	1949
<b>Opponent/Season</b>	
452.....	2003
443.....	2000
428.....	1983
422.....	1995
417.....	2002
414.....	1985

### Game

65.....	At N.Y. Bulldogs, Nov. 13, 1949
63.....	At N.Y. Giants, Oct. 17, 1948
60.....	Vs. Rochester, Oct. 7, 1923

### Opponent/Game

56.....	Vs. Philadelphia, Oct. 25, 1953
55.....	Vs. Miami, Nov. 24, 1977
	At Green Bay, Nov. 1, 1924

## Most Points Both Teams

### Game

98..	Cardinals 63 at N.Y. Giants 35, Oct. 17, 1948
93..	Cardinals 42 vs. New Orleans 51, Nov. 2, 1969
87..	Cardinals 45 at Washington 42, Nov. 22, 1998
85..	Cardinals 65 at N.Y. Bulldogs 20, Nov. 13, 1949

## Fewest Points Scored

### Season

74.....	1936
84.....	1939
95.....	1943

### Opponent/Season

170.....	1982
182.....	1956
198.....	1946

## Most TDs Scored

### Season

53.....	1948
51.....	1984
50.....	2002
49.....	2007
48.....	1949
47.....	1983

### Opponent/Season

56.....	1983
55.....	2003
53.....	1995
52.....	2000
51.....	1988
50.....	2002, 1990, 1981

### Game

9...	At N.Y. Bulldogs, Nov. 13, 1949
	At N.Y. Giants, Oct. 17, 1948
	Vs. Rochester, Oct. 7, 1923
8...	Vs. Detroit, Nov. 7, 1948
	At Minnesota, Oct. 6, 1963

### Opponent/Game

8...	Vs. Miami, Nov. 24, 1977
	Vs. Philadelphia, Oct. 25, 1953
	At Green Bay, Nov. 1, 1942

### Both Teams/Game

14....	Cardinals 9 at N.Y. Giants 5, Oct. 17, 1948
13....	Cardinals 6 vs. N.O. 7, Nov. 2, 1969
12....	Cardinals 9 at N.Y. Bulldogs 3, Nov. 13, 1949

## Fewest TDs Scored

### Season

16.....	1982
19.....	1991
22.....	1972
24.....	2000, 1994, 1971

### Opponent/Season

21.....	1982
23.....	1956
27.....	1993, 1982, 1974, 1970

## Most TDs Rushing

### Season

25.....	1948
22.....	1968, 1949
21.....	1984, 1947

### Opponent/Season

29.....	2000
27.....	1991
26.....	1958
24.....	1953

### Game

6....	Vs. Chicago Bears, Nov. 28, 1929
-------	----------------------------------

### Opponent/Game

5....	At Dallas, Dec. 16, 1990
4....	11 times, most recently at Seattle, Sept. 25, 2005

## Most TDs Passing

### Season

32.....	2007
30.....	1963
29.....	1983
28.....	1984
26.....	1988
25.....	1987

### Opponent/Season

38.....	1969
34.....	1985
33.....	1995

### Game

6....	At N.Y. Bulldogs, Nov. 13, 1949
	Vs. Baltimore, Oct. 2, 1950
	At Cleveland, Sept. 26, 1965
	Vs. New Orleans, Nov. 2, 1969
5....	Three times, most recently vs. Dallas, Dec. 9, 1962

### Opponent/Game

6....	Vs. Miami, Nov. 24, 1977
	Vs. New Orleans, Nov. 2, 1969

### Both Teams/Game

*12..	Cardinals 6 vs. New Orleans 6, Nov. 2, 1969
10..	Cardinals 4 at Chicago Bears 6, Dec. 5, 1937
9..	Three times, most recently Cardinals 4 at Washington 5, Nov. 9, 1958
	*NFL record

## Most TDs By Interception

### Season

6.....	2007
5.....	1961, 1964
4.....	1995
3.....	2005, 2001, 1999, 1997, 1992, 1966, 1955, 1949

### Opponent/Season

5.....	1983, 1967
--------	------------

### Game

2....	Many times, most recently vs. St. Louis, Dec. 30, 2007
-------	--

### Opponent/Game

2...	Vs. San Francisco, Sept. 18, 1983
------	-----------------------------------

## Most TDs By KO Return

### Season

3.....	1954
--------	------

### Opponent/Season

3.....	2005, 1999, 1995, 1978
--------	------------------------

### Game

1.....	Many times, most recently at Minnesota, Nov. 26, 2006
--------	---

### Opponent/Game

1.....	Many times, most recently vs. Washington, Dec. 11, 2005
--------	---

## Most TDs By Punt Return

### Season

5.....	1959
4.....	1948

### Opponent/Season

3.....	2002
2.....	2000
1.....	11 times, most recently 2006

### Game

2....	Vs. N.Y. Giants, Nov. 22, 1959
	Vs. Pittsburgh, Nov. 1, 1959
	Vs. Tampa Bay, Dec. 21, 1986

## Fewest TDs Rushing

### Season

2.....	2005
3.....	1995
5.....	2003
6.....	2000, 1991
8.....	1996, 1986, 1971, 1961

### Opponent/Season

5.....	1982
7.....	1994
8.....	1948

## Fewest TDs Passing

### Season

6.....	1982
10.....	1991
11.....	1999, 1972
12.....	1980
13.....	1966

### Opponent/Season

8.....	1956
11.....	1974
12.....	1991, 1971

## Most PATs Scored

### Season

53.....	1948
48.....	1984
47.....	2007, 1988
46.....	1949
45.....	1983

### Opponent/Season

53.....	2003
51.....	1983
50.....	2000, 1995
49.....	2002
48.....	1990, 1981

### Game

9....	Vs. N.Y. Giants, Oct. 17, 1948
8....	At Minnesota, Oct. 6, 1963
	Vs. N.Y. Bulldogs, Nov. 13, 1949
	Vs. Detroit, Nov. 7, 1948

### Opponent/Game

7....	At Kansas City, Dec. 1, 2002
	At Green Bay, Jan. 2, 2000
	Vs. Miami, Nov. 24, 1977
	At N.Y. Giants, Dec. 7, 1969
	Vs. Philadelphia, Nov. 8, 1981

## CLUB RECORDS

### Both Teams/Game

- 14.....Cardinals 9 at N.Y. Giants 5, Oct. 17, 1948  
 12.....Cardinals 6 vs. N.O. 6, Nov. 2, 1969  
 11.....Cardinals 6 vs. Phila. 5, Dec. 16, 1962

### Most FGs Attempted

- Season  
 45.....2005  
 40.....1966  
 39.....1995, 1967  
 38.....1964

### Game

- 9.....At Pittsburgh, Sept. 24, 1967  
 7.....At Atlanta, Dec. 9, 1973  
     At Atlanta, Dec. 11, 1966  
 6.....Vs. San Francisco, Oct. 2, 2005  
     (Mexico City)  
     Vs. Tampa Bay, Jan. 2, 2005  
     Vs. San Francisco, Oct. 26, 2003  
     Vs. Green Bay, Sept. 19, 1976  
     At Pittsburgh, Nov. 13, 1966

### Most FGs Made

- Season  
 43.....2005  
 30.....1995  
 28.....2006  
 27.....1967  
 25.....1964  
 23.....1998, 1996, 1984, 1973, 1966

### Opponent/Season

- 31.....2006  
 30.....1997, 1996  
 29.....1989  
 28.....2007, 1985, 1972

### Game

- 7.....At Pittsburgh, Sept. 24, 1967  
 6.....Vs. San Francisco, Oct. 2, 2005  
     (Mexico City)  
     At Atlanta, Dec. 9, 1973  
 5.....Vs. Green Bay, Sept. 19, 1976  
     Vs. Philadelphia, Dec. 13, 1964  
 4.....Many times, most recently vs. Tampa Bay,  
     Jan. 2, 2005

### Opponent/Game

- 6.....At Atlanta, Oct. 1, 2006  
 5.....Vs. Green Bay, Sept. 24, 2000  
     Vs. Dallas, Sept. 7, 1997  
     At Philadelphia, Dec. 22, 1996  
 4.....Many times, most recently vs. Carolina,  
     Oct. 14, 2007

### Both Teams/Game

- 8.....Cardinals 4 at Cleveland 4, Sept. 20, 1964  
 7.....Cardinals 3 at Balt. 4, Sept. 23, 2007  
     Cardinals 1 at Atlanta 6, Oct. 1, 2006  
     Cardinals 4 at Seattle 3, Sept. 25, 2005  
     Cardinals 3 at Miami 4, Sept. 12, 1999  
     Cardinals 2 at Phila. 5, Dec. 22, 1996  
     Cardinals 3 vs. Chicago 4, Nov. 27, 1994  
     Cardinals 6 at Atlanta 1, Dec. 9, 1973  
     Cardinals 7 at Pitt. 0, Sept. 24, 1967

### Consecutive Games Scoring FGs

- 19.....Game 4 in 1966-Game 8 in 1967

### Highest Score By Quarters

#### First Quarter

- 27.....Vs. Green Bay, Nov. 27, 1949

#### Second Quarter

- 31.....Vs. N.Y. Bulldogs, Nov. 13, 1949

#### Third Quarter

- 35.....Vs. Boston, Oct. 24, 1948

#### Fourth Quarter

- 28.....Vs. Philadelphia, Dec. 7, 1947  
     Vs. Baltimore, Oct. 2, 1950  
     At Minnesota, Oct. 6, 1963  
     Vs. Pittsburgh, Nov. 30, 1969  
     Vs. Tampa Bay, Nov. 8, 1987

### Opponent Highest Score By Quarters

#### First Quarter

- 21.....At Philadelphia, Sept. 12, 1999  
     Vs. Philadelphia, Dec. 10, 1988

#### Second Quarter

- 27.....At San Diego, Sept. 26, 1976

#### Third Quarter

- 21.....At N.Y. Giants, Sept. 22, 2005  
     At Pittsburgh, Nov. 9, 2003  
     At Washington, Nov. 22, 1998  
     Vs. Washington, Dec. 6, 1987  
     Vs. Green Bay, Sept. 29, 1985  
     At Cleveland, Sept. 8, 1985  
     At Washington, Nov. 6, 1983  
     Vs. San Francisco, Sept. 18, 1983  
     At Dallas, Sept. 28, 1975  
     At N.Y. Giants, Dec. 7, 1969  
     Vs. New Orleans, Nov. 2, 1969

### Fourth Quarter

- 28.....At Buffalo, Nov. 11, 1990  
     At Washington, Nov. 6, 1983

### Score By Quarters Both Teams

#### First Quarter

- 28.....Cardinals 21 vs. San Francisco 7,  
     Sept. 10, 2006  
     Cardinals 14 at Dallas 14, Nov. 23, 1967

#### Second Quarter

- 47.....Cardinals 27 vs. Phila. 20, Dec. 13, 1964

#### Third Quarter

- 35.....Cardinals 14 at Dallas 21, Sept. 28, 1975  
     Cardinals 35 vs. Boston 0, Oct. 24, 1948

#### Fourth Quarter

- 42.....Cardinals 28 at Phila. 14, Dec. 7, 1947

### Score By Halves

#### First Half

- 38.....Vs. San Francisco, Sept. 10, 2006  
     At Cleveland, Sept. 26, 1965  
 37.....Vs. San Diego, Nov. 20, 1983  
 31.....Vs. Seattle, Dec. 10, 2006  
     Vs. Detroit, Nov. 18, 2001  
     At Washington, Nov. 22, 1998  
     Vs. Philadelphia, Dec. 16, 1962  
 30.....At N.Y. Jets, Nov. 23, 1975

#### Second Half

- 38.....Vs. Dallas, Dec. 9, 1962  
 35.....Vs. Pittsburgh, Nov. 30, 1969  
     At Minnesota, Oct. 6, 1963  
 34.....At St. Louis, Dec. 3, 2006  
 31.....Four times, most recently vs.  
     San Francisco, Dec. 12, 2004

### Opponent Score By Halves

#### First Half

- 36.....At L.A. Rams, Dec. 15, 1985  
 35.....At Kansas City, Dec. 1, 2002  
 34.....At San Francisco, Dec. 7, 2003  
 33.....At San Diego, Sept. 26, 1976

#### Second Half

- 36.....At Washington, Nov. 22, 1998  
 35.....At Green Bay, Jan. 2, 2000  
     Vs. Philadelphia, Nov. 8, 1981

## TEAM FIRST DOWN RECORDS

### Most First Downs

- Season  
 345.....1984  
 336.....1988  
 325.....1987  
 315.....1998  
 309.....1976

### Opponent/Season

- 345.....2000  
 336.....1996  
 335.....2002  
 331.....2006  
 329.....1989  
 328.....1981

### Game

- 32.....At Washington, Nov. 11, 1996-OT  
     At N.Y. Bulldogs, Nov. 13, 1949  
 31.....Vs. Washington, Nov. 16, 1975  
 30.....At Green Bay, Jan. 2, 2000  
     At L.A. Rams, Oct. 2, 1988  
     Vs. Philadelphia, Dec. 16, 1962

### Opponent/Game

- 34.....at St. Louis, Sept. 28, 2003  
     Vs. Miami, Nov. 24, 1977  
     Vs. Atlanta, Nov. 9, 1980

### Both Teams/Game

- 57.....Cardinals 32 at Washington 25,  
     Nov. 10, 1996-OT  
 56.....Cardinals 30 at Green Bay 26, Jan. 2, 2000  
 56.....Cardinals 25 at Washington, 31,  
     Nov. 22, 1998  
 54.....Cardinals 31 vs. N.O. 23, Oct. 23, 1977  
 53.....Cardinals 30 at L.A. Rams 23, Oct. 2, 1988  
     Cardinals 19 vs. Atlanta 34, Nov. 9, 1980

### Fewest First Downs

- Season  
 101.....1939  
 102.....1943  
 115.....1945

### Opponent/Season

- 140.....1946  
 158.....1960  
 163.....1982

### Game

- 5.....Vs. N.Y. Giants, Oct. 8, 1961  
 6.....At Detroit, Dec. 6, 1970  
 7.....Five times, most recently at St. Louis,  
     Sept. 28, 2003

### Opponent/Game

- 3.....At New Orleans, Oct. 5, 1980

### Most First Downs Rushing

- Season  
 145.....1979  
 140.....1976  
 135.....1981, 1948  
 131.....1975

(Team First Down Records  
 continued on page 290)



(Team First Down Records continued from page 289)

<b>Opponent/Season</b>	
148.....	2000
140.....	1990
135.....	1973
134.....	1981

<b>Game</b>	
23.....	At New Orleans, Oct. 5, 1980
19.....	Vs. Green Bay, Dec. 5, 1948
18.....	Vs. Minnesota, Nov. 4, 1979
17.....	At N.Y. Giants, Dec. 12, 1976
	At Philadelphia, Sept. 22, 1963

<b>Opponent/Game</b>	
19.....	Vs. Miami, Nov. 24, 1977

<b>Both Teams/Game</b>	
28.....	Cardinals 17 at N.Y. Giants 11, Dec. 12, 1976
	Cardinals 8 at Cleve. 20, Nov. 12, 1958
27.....	Cardinals 9 at Oakland 18, Oct. 7, 1973
	Cardinals 15 at Pitt. 12, Nov. 1, 1959
	Cardinals 17 at N.Y. Bulldogs 10, Nov. 13, 1949

**Most First Downs Passing**

<b>Season</b>	
224.....	2005
214.....	1996
210.....	2007
200.....	1984
195.....	1988

<b>Opponent/Season</b>	
198.....	2002
192.....	1996
186.....	2006
185.....	2007, 1989, 1969
184.....	2003

<b>Game</b>	
23.....	At Washington, Nov. 10, 1996-OT
	Vs. St. Louis, Sept. 29, 1996-OT
22.....	Vs. Atlanta, Dec. 23, 2007
	Vs. Philadelphia, Dec. 13, 1964
21.....	At Green Bay, Jan. 2, 2000
	Vs. New Orleans, Dec. 20, 1998
	Vs. Dallas, Nov. 15, 1998
	Vs. Atlanta, Nov. 26, 1995-OT
	Vs. Dallas, Nov. 11, 1984

<b>Opponent/Game</b>	
22.....	At San Francisco, Oct. 10, 2004
	Vs. Detroit, Nov. 18, 2001
	At N.Y. Giants, Dec. 7, 1969

<b>Both Teams/Game</b>	
39.....	Cardinals 19 at Minnesota, 20, Nov. 26, 2006
	Cardinals 17 vs. Detroit 22, Nov. 18, 2001

35.....	Cardinals 22 vs. Atlanta 13, Dec. 23, 2007
	Cardinals 21 vs. New Orleans 14, Dec. 20, 1998
	Cardinals 19 vs. Phila. 16, Nov. 24, 1996
34.....	Cardinals 12 at San Francisco 22, Oct. 10, 2004
	Cardinals 21 at Green Bay 13, Jan. 2, 2000
	Cardinals 23 at Washington 11, Nov. 10, 1996-OT
	Cardinals 12 at Pitt. 21, Dec. 13, 1958

**Most First Downs By Penalty**

<b>Season</b>	
42.....	2004
38.....	1998
36.....	1995
31.....	1973
30.....	2002, 1997, 1947

<b>Opponent/Season</b>	
32.....	1966
31.....	2006, 2005, 1989
30.....	1994, 1986, 1985, 1970

<b>Game</b>	
7.....	At N.Y. Giants, Oct. 8, 1995-OT
6.....	At St. Louis, Dec. 3, 2006
	At St. Louis, Sept. 27, 1998
	At L.A. Rams, Sept. 4, 1994
	Vs. Washington, Oct. 4, 1992
5.....	11 times, most recently vs. Jacksonville, Nov. 27, 2005

<b>Opponent/Game</b>	
5.....	14 times, most recently at St. Louis, Dec. 3, 2006

<b>Both Teams/Game</b>	
11.....	Cardinals 6 at St. Louis, 5, Dec. 3, 2006
10.....	Cardinals 5 vs. Phila. 5, Oct. 10, 1976
9.....	Cardinals 4 vs. Dallas 5, Nov. 4, 1985
8.....	Six times, most recently Cardinals 5 at Dallas 3, Sept. 24, 1995; Cardinals 7 at N.Y. Giants 1, Oct. 8, 1995-OT

**Fewest First Downs Rushing**

<b>Season</b>	
56.....	2005
65.....	1995
68.....	1972
70.....	2007, 1996
71.....	2000, 1982
73.....	1991

<b>Opponent/Season</b>	
56.....	1960
58.....	1992
68.....	1986

<b>Game</b>	
0.....	At Carolina, Nov. 19, 1995
	Vs. Dallas, Nov. 22, 1992
1.....	23 times, most recently vs. Atlanta, Dec. 23, 2007

<b>Opponent/Game</b>	
0.....	Vs. Kansas City, Oct. 8, 2006
	At Indianapolis, Jan. 1, 2006
	At Tampa Bay, Sept. 28, 1997
	Vs. Tampa Bay, Dec. 27, 1992
	At New Orleans, Oct. 5, 1980
	At N.Y. Giants, Nov. 6, 1966

**Fewest First Downs Passing**

<b>Season</b>	
81.....	1982
88.....	1960
102.....	1972
104.....	1970
107.....	1968

<b>Opponent/Season</b>	
52.....	1946
79.....	1957, 1956, 1950
82.....	1952

<b>Game</b>	
0.....	Vs. New Orleans, Oct. 11, 1987
1.....	At Atlanta, Dec. 9, 1973
2.....	Seven times, most recently vs. Washington, Dec. 21, 1980

<b>Opponent/Game</b>	
2.....	Five times, most recently vs. N.Y. Giants, Dec. 12, 1992

**Fewest First Downs By Penalty**

<b>Season</b>	
9.....	1961
10.....	1982, 1974
11.....	1972, 1952

<b>Opponent/Season</b>	
7.....	1982
9.....	1980, 1957, 1952
10.....	1953, 1947

**TEAM TOTAL YARDS RECORDS**

**Most Yards Gained**

<b>Season</b>	
6,348.....	1984
5,807.....	1988
5,575.....	2005
5,505.....	2007
5,326.....	1987

<b>Opponent/Season</b>	
6,020.....	2002
5,877.....	1989
5,737.....	2000
5,723.....	1981
5,704.....	1995

<b>Game</b>	
615.....	At Washington, Nov. 10, 1996-OT
589.....	Vs. Philadelphia, Dec. 16, 1982
579.....	At N.Y. Giants, Oct. 17, 1948
572.....	At N.Y. Bulldogs, Nov. 13, 1949
552.....	Vs. San Francisco, Nov. 25, 2007-OT

<b>Opponent/Game</b>	
683.....	At Pittsburgh, Dec. 13, 1958
596.....	At Chicago, Dec. 11, 1949
578.....	At Dallas, Sept. 30, 1973

<b>Both Teams/Game</b>	
1,087.....	Cardinals 589 vs. Philadelphia 498, Dec. 16, 1982
1,031.....	Cardinals 615 at Washington 416, Nov. 10, 1996-OT
997.....	Cardinals 445 vs. Miami 552, Sept. 30, 1984
986.....	Cardinals 478 vs. New Orleans 508, Nov. 2, 1969

**Fewest Yards Gained**

<b>Season</b>	
1,337.....	1933
1,854.....	1943
2,027.....	1939

<b>Opponent/Season</b>	
1,578.....	1934
2,029.....	1960
2,848.....	1982

<b>Game</b>	
14.....	Vs. Detroit, Sept. 15, 1940
49.....	At Philadelphia, Dec. 4, 1955
86.....	Vs. Pittsburgh, Sept. 26, 1955
96.....	At Carolina, Nov. 19, 1995
101.....	Vs. Denver, Dec. 16, 1989

<b>Both Teams/Game</b>	
30.....	Cardinals 14 vs. Detroit 16, Sept. 15, 1940

**Most Yards Rushing**

## TEAM RUSHING RECORDS

<b>Season</b>	
2,582 .....	1979
2,560 .....	1948
2,404 .....	1975
2,356 .....	1960

<b>Opponent/Season</b>	
2,609 .....	2000
2,428 .....	1981
2,395 .....	1978
2,378 .....	1985

<b>Game</b>	
330.....	At New Orleans, Oct. 5, 1980
325.....	Vs. Minnesota, Nov. 4, 1979
320.....	At Green Bay, Oct. 10, 1948
319.....	Vs. N.Y. Bulldogs, Oct. 30, 1949
308.....	At N.Y. Giants, Nov. 13, 1949

<b>Opponent/Game</b>	
332.....	At Cleveland, Oct. 12, 1958
309.....	At N.Y. Giants, Nov. 12, 1950
292.....	At Cincinnati, Dec. 3, 2000
272.....	At New Orleans, Sept. 4, 1983

<b>Both Teams/Game</b>	
489.....	Cardinals 308 vs. N.Y. Giants 181, Oct. 30, 1949
480.....	Cardinals 148 vs. Cleveland 332, Nov. 12, 1958
465.....	Cardinals 216 at N.Y. Giants 249, Nov. 30, 1947

### Fewest Yards Rushing

<b>Season</b>	
709 .....	1943
835 .....	1939
912 .....	1940

<b>Opponent/Season</b>	
995 .....	1982
1,192 .....	1966
1,212 .....	1960

<b>Game</b>	
-1.....	At N.Y. Giants, Oct. 18, 1953
14.....	At Detroit, Sept. 15, 1940

<b>Opponent/Game</b>	
-24.....	At Detroit, Oct. 13, 1946
*-18.....	Vs. Detroit, Nov. 11, 2007
-17.....	At Detroit, Sept. 30, 1946
-10.....	At Detroit, Sept. 15, 1940

\* Modern NFL record

### Highest Average

<b>Season</b>	
4.87 .....	1960
4.82 .....	1948
4.73 .....	1985
4.66 .....	1970

### Most Attempts Rushing

<b>Season</b>	
580 .....	1976
554 .....	1978
531 .....	1948
527 .....	1956
525 .....	1983

<b>Opponent/Season</b>	
588 .....	1979
579 .....	2000
567 .....	1979
560 .....	1986

<b>Game</b>	
70.....	Vs. Green Bay, Dec. 5, 1948
69.....	Vs. Green Bay, Nov. 6, 1936

<b>Opponent/Game</b>	
60.....	At N.Y. Giants, Dec. 4, 1977
59.....	Vs. Buffalo, Nov. 27, 1975
56.....	Vs. Washington, Nov. 21, 1976
	Vs. Green Bay, Oct. 20, 1963

<b>Both Teams/Game</b>	
*108.....	Cardinals 70 vs. Green Bay 38, Dec. 5, 1948
101.....	Cardinals 69 vs. Green Bay 32, Dec. 6, 1936

\*NFL record

### Fewest Rushing Attempts

<b>Season</b>	
307 .....	1982
322 .....	1953
334 .....	1945

<b>Opponent/Season</b>	
256 .....	1982
344 .....	1960

<b>Game</b>	
6.....	At Minnesota, Nov. 26, 2006
	Vs. Boston, Oct. 29, 1933
12.....	At Tampa Bay, Nov. 4, 2007
	At Minnesota, Dec. 1, 1996
	At Carolina, Nov. 19, 1995
	Vs. Denver, Dec. 16, 1989
	Vs. Green Bay, Oct. 20, 1963

<b>Opponent/Game</b>	
8.....	Vs. Detroit, Nov. 11, 2007
	Vs. Buffalo, Sept. 9, 1984
10.....	At Indianapolis, Jan. 1, 2006
12.....	At San Francisco, Dec. 24, 2006
	At St. Louis, Nov. 20, 2005
	Vs. Atlanta, Dec. 18, 1983
13.....	Vs. Minnesota, Oct. 2, 1994
	At Philadelphia, Oct. 28, 1984

## TEAM PASSING RECORDS

### Most Net Yards Passing

<b>Season</b>	
4,437 .....	2005
4,262 .....	1984
4,055 .....	2007
3,780 .....	1988
3,688 .....	1996

<b>Opponent/Season</b>	
3,874 .....	2002
3,716 .....	2007
3,694 .....	2006
3,616 .....	1980
3,598 .....	2001

<b>Game</b>	
507.....	At Washington, Nov. 10, 1996-OT
472.....	At Pittsburgh, Dec. 13, 1958
468.....	At Chicago, Dec. 11, 1949
456.....	Vs. San Francisco, Nov. 25, 2007-OT
448.....	Vs. Dallas, Nov. 15, 1998

<b>Opponent/Game</b>	
468.....	At Chicago Bears , Dec. 11, 1949
429.....	Vs. Detroit, Nov. 18, 2001
422.....	At Green Bay, Dec. 21, 1969

<b>Both Teams/Game</b>	
834.....	Cardinals 415 vs. Philadelphia 419, Dec. 16, 1962
757.....	Cardinals 328 vs. Detroit 429, Nov. 18, 2001
748.....	Cardinals 280 at Chicago Bears 468, Dec. 11, 1949
728.....	Cardinals 308 vs. Miami 428, Sept. 30, 1984
719.....	Cardinals 507 at Washington 212, Nov. 10, 1996-OT

Cardinals 374 vs. New Orleans 345, Nov. 2, 1969
---

### Fewest Net Yards Passing

<b>Season</b>	
1,811 .....	1960
1,940 .....	1966
1,973 .....	1961
2,038 .....	1972
2,187 .....	1988

<b>Opponent/Season</b>	
625 .....	1934
1,524 .....	1956
1,603 .....	1946

<b>Game</b>	
-12.....	Vs. Washington, Dec. 21, 1980
0.....	At Detroit, Sept. 15, 1940
	Vs. Philadelphia, Nov. 8, 1936
	Vs. Detroit, Nov. 3, 1935
4.....	Vs. New Orleans, Oct. 11, 1987

<b>Opponent/Game</b>	
-16.....	At Pittsburgh, Oct. 17, 1965
1.....	Vs. Philadelphia, Nov. 8, 1936
16.....	Vs. Dallas, Dec. 10, 1961
24.....	At N.Y. Giants, Dec. 10, 1978

<b>Both Teams/Game</b>	
1.....	Cardinals 0 at Phila. 1, Nov. 8, 1936
40.....	Cardinals 9 at Atlanta 31, Dec. 9, 1973
77.....	Cardinals 29 vs. Pitt. 48, Nov. 27, 1966
96.....	Cardinals 54 vs. Cleve. 42, Nov. 27, 1957

(Team Passing Records continued on page 292)



(Team Passing Records continued from page 291)

**Most Gross Yards Passing**

Season	
4,723.....	2005
4,639.....	1984
4,226.....	2007
4,191.....	1988
3,953.....	1997
<b>Opponent/Season</b>	
4,005.....	2002
3,958.....	2007
3,932.....	2006
3,794.....	1989
3,752.....	1969

**Game**

522.....	At Washington, Nov. 10, 1996-OT
486.....	Vs. San Francisco, Nov. 25, 2007-OT
468.....	At Washington, Dec. 16, 1984
465.....	Vs. Dallas, Nov. 15, 1998
457.....	At San Diego, Sept. 20, 1987

**Opponent/Game**

436.....	Vs. Detroit, Nov. 18, 2001
422.....	At Green Bay, Dec. 21, 1969

**Fewest Gross Yards Passing**

Season	
1,576.....	1982
1,990.....	1960
2,259.....	1972
2,292.....	1966
2,389.....	1968
<b>Opponent/Season</b>	
2,035.....	1982
2,358.....	1976
2,416.....	1970

**Game**

9.....	At Atlanta, Dec. 9, 1973
11.....	Vs. New Orleans, Oct. 11, 1987
30.....	Vs. Dallas, Dec. 16, 1973
63.....	Vs. Pittsburgh, Nov. 27, 1966
68.....	Vs. Washington, Dec. 21, 1980

**Opponent/Game**

24.....	At N.Y. Giants, Dec. 10, 1978
49.....	Vs. Dallas, Dec. 10, 1961

**Most Pass Attempts**

Season	
670.....	2005
613.....	1996
602.....	1997
590.....	2007
566.....	1984
<b>Opponent/Season</b>	
570.....	2007
556.....	2001
535.....	2002
533.....	2004
531.....	1989, 1980

**Game**

61.....	At San Diego, Sept. 20, 1987
59.....	At Washington, Nov. 10, 1996-OT
58.....	Vs. St. Louis, Sept. 29, 1996-OT
	At Cleveland, Sept. 18, 1994
57.....	At San Francisco, Oct. 10, 2004
	At Green Bay, Jan. 2, 2000
56.....	At N.Y. Giants, Sept. 11, 2005
	Vs. Dallas, Nov. 15, 1998

**Opponent/Game**

63.....	At Carolina, Dec. 30, 2001
	Vs. Detroit, Nov. 18, 2001
55.....	Vs. Minnesota, Oct. 25, 1981
54.....	At L.A. Rams, Oct. 31, 1948
52.....	At Cincinnati, Nov. 18, 2007
	At Pittsburgh, Dec. 13, 1958
51.....	At Philadelphia, Nov. 22, 1987

**Both Teams/Game**

95.....	Cardinals 33 vs. Detroit 62, Nov. 18, 2001
	Cardinals 59 at Wash. 36, Nov. 10, 1996-OT
94.....	Cardinals 42 at Pitt. 52, Dec. 13, 1958
92.....	Cardinals 51 at Minnesota 41, Nov. 26, 2006
91.....	Cardinals 34 at San Francisco 57, Oct. 10, 2004
	Cardinals 57 at Green Bay 34, Jan. 2, 2000
90.....	Cardinals 43 vs. Atlanta 47, Nov. 9, 1980

**Fewest Pass Attempts**

Season	
127.....	1935
198.....	1940
219.....	1943
<b>Opponent/Season</b>	
291.....	1982
301.....	1960
342.....	1976

**Game**

1.....	Vs. Detroit, Nov. 3, 1935
2.....	Vs. Detroit, Sept. 15, 1940
8.....	Vs. N.Y. Giants, Nov. 19, 1972
10.....	At Atlanta, Dec. 9, 1973
	Vs. New Orleans, Oct. 11, 1987

**Opponent/Game**

3.....	Vs. Detroit, Nov. 3, 1935
4.....	Vs. Detroit, Sept. 15, 1940

**Both Teams/Game**

4.....	Cardinals 1 vs. Detroit 3, Nov. 3, 1935
6.....	Cardinals 2 vs. Detroit 4, Sept. 15, 1940
25.....	Cardinals 13 vs. Cleve. 12, Oct. 27, 1957

**Most Pass Completions**

Season	
419.....	2005
358.....	2007
347.....	1984
336.....	1996
327.....	1995
<b>Opponent/Season</b>	
361.....	2007
337.....	2001
335.....	2002
331.....	1996
321.....	2006

**Game**

37.....	Vs. St. Louis, Sept. 29, 1996-OT
	At Washington, Dec. 16, 1984
35.....	Vs. San Francisco, Nov. 25, 2007-OT
	Vs. Atlanta, Dec. 23, 2007
	At Green Bay, Jan. 2, 2000
	At Washington, Nov. 10, 1996-OT
34.....	At Seattle, Dec. 19, 1993 (OT)
32.....	Vs. San Francisco, Oct. 2, 2005
	At N.Y. Giants, Sept. 11, 2005
	Vs. New Orleans, Dec. 20, 1998
	At San Diego, Sept. 20, 1987

**Opponent/Game**

37.....	At Cincinnati, Nov. 18, 2007
36.....	At Carolina, Dec. 30, 2001
	Vs. Detroit, Nov. 18, 2001
33.....	At St. Louis, Nov. 20, 2005
	At San Diego, Nov. 25, 2001
32.....	Vs. Detroit, Nov. 11, 2007

31.....	At San Francisco, Oct. 18, 1987
	Vs. Atlanta, Nov. 9, 1980
30.....	At Washington, Nov. 22, 1998
	Vs. N.Y. Giants, Dec. 13, 1987

**Both Teams/Game**

63.....	Cardinals 35 vs. Atlanta 28, Dec. 23, 2007-OT
60.....	Cardinals 35 vs. San Francisco 25,
	Nov. 25, 2007
	Cardinals 27 at St. Louis 33, Nov. 20, 2005
59.....	Cardinals 27 vs. Detroit 32, Nov. 11, 2007-OT
58.....	Cardinals 31 at Minnesota 27, Nov. 26, 2006
57.....	Cardinals 19 at San Francisco 38, Oct. 10, 2004
	Cardinals 21 vs. Detroit 36, Nov. 18, 2001
	Cardinals 32 vs. New Orleans 25, Dec. 20, 1998
	Cardinals 37 at Wash. 20, Dec. 16, 1984

**Fewest Pass Completions**

Season	
34.....	1934
75.....	1940
85.....	1939
<b>Opponent/Season</b>	
156.....	1960
169.....	1967
174.....	1982
178.....	1976

**Game**

0.....	Vs. Detroit, Sept. 15, 1940
	Vs. Detroit, Nov. 3, 1935
2.....	At Atlanta, Nov. 9, 1973
3.....	Vs. New Orleans, Oct. 11, 1987
	Vs. Pittsburgh, Nov. 1, 1959

**Opponent/Game**

1.....	Vs. Green Bay, Dec. 5, 1958
	Vs. Detroit, Sept. 15, 1940
2.....	At Green Bay, Nov. 24, 1946
	Vs. Detroit, Nov. 3, 1935
3.....	At N.Y. Giants, Dec. 4, 1977

**Both Teams/Game**

***	Cardinals 0 vs. Detroit 1, Sept. 15, 1940
2.....	Cardinals 0 vs. Detroit 2, Nov. 3, 1935
8.....	Cardinals 6 at Green Bay 1, Dec. 5, 1948
10.....	Cardinals 2 at Atlanta 8, Dec. 9, 1973
	**Ties NFL Record

**Most QB Sacks Allowed**

Season	
78.....	1997
59.....	1983
56.....	1989
55.....	1995, 1984
52.....	1966
<b>Opponent/Season</b>	
65.....	1985
64.....	1961
60.....	1988
59.....	1986, 1983

**Game**

10.....	Vs. Pittsburgh, Nov. 30, 1997
9.....	At Dallas, Nov. 9, 1997
	At N.Y. Giants, Dec. 14, 1996
	Vs. Washington, Dec. 21, 1980
	At Chicago, Sept. 16, 1979

**Opponent/Game**

12.....	At Baltimore, Oct. 26, 1980
11.....	Vs. Atlanta, Nov. 24, 1968
	Vs. Philadelphia, Dec. 18, 1983
10.....	At Philadelphia, Dec. 7, 1986-OT
9.....	At Washington, Oct. 4, 1964
	At Philadelphia, Nov. 17, 1974

**Fewest QB Sacks Allowed**

<b>Season</b>	
8.....	1975
15.....	1977
16.....	1974
17.....	1976
19.....	1971

**Highest Completion Pct.**

<b>Season</b>	
62.5.....	2005 (419-670)
61.3.....	1984 (347-566)
60.3.....	2007 (356-590)
59.4.....	1993 (310-522)
59.1.....	2006 (322-545)

**Game (15 attempts)**

82.4.....	At N.Y. Jets, Nov. 23, 1975 (14-17)
81.8.....	At Atlanta, Jan. 2, 1994 (27-33)
80.4.....	At Wash., Dec. 16, 1984 (37-46)
78.1.....	At Atlanta, Sept. 26, 2004 (25-32)
77.3.....	Tampa Bay, Oct. 16, 1983 (17-22)

**TEAM INTERCEPTION RECORDS**

**Most Passes Had Int.**

<b>Season</b>	
39.....	1943
33.....	1956, 1949
30.....	1999, 1989
29.....	1955

**Opponent/Season**

39.....	1943
35.....	1967
31.....	1956

**Game**

7.....	At N.Y. Bulldogs, Nov. 13, 1936
6.....	Vs. Philadelphia, Oct. 15, 1959
	At Cleveland, Sept. 26, 1965
	At Philadelphia, Oct. 21, 1956
	Vs. Detroit, Sept. 30, 1946

**Opponent/Game**

8.....	Vs. Philadelphia, Sept. 24, 1950
7.....	At Chicago, Nov. 19, 1967
	Vs. Chicago, Dec. 5, 1954
	Vs. Detroit, Oct. 5, 1940

**Both Teams/Game**

11 .....	Cardinals 8 vs. Phila. 3, Sept. 24, 1950
----------	--

**Fewest Passes Had Int.**

<b>Season</b>	
6.....	1982
9.....	1993
10.....	1986, 1973
11.....	1996, 1972

**Opponent/Season**

6.....	1982
8.....	1974
10.....	2000
12.....	1948

**Most Yards Interception Returns**

<b>Season</b>	
551.....	2007
486.....	1949
459.....	1961
451.....	1956

**Game**

161.....	At Pittsburgh, Sept. 26, 1955
158.....	At Green Bay, Oct. 16, 1949
155.....	At Cincinnati, Nov. 18, 2007
134.....	Vs. St. Louis, Dec. 30, 2007
124.....	At Pittsburgh, Nov. 26, 1961

**TEAM PENALTY RECORDS**

**Most Penalties**

<b>Season</b>	
145.....	2005
137.....	2007
128.....	1994
124.....	2004
119.....	1995

**Opponent/Season**

139.....	2004
118.....	2007
117.....	1995
114.....	1998
113.....	1997

**Game**

16.....	Vs. Green Bay, Sept. 13, 1936
15.....	Vs. Philadelphia, Oct. 10, 1976
	Vs. Philadelphia, Nov. 2, 1958
14.....	At Buffalo, Oct. 31, 2004
	Vs. San Francisco, Nov. 6, 1988

**Opponent/Game**

15.....	Vs. Philadelphia, Nov. 2, 1997
	At Detroit, Sept. 17, 1995
14.....	Vs. Tampa Bay, Oct. 20, 1996
	At New Orleans, Sept. 4, 1983

**Both Teams/Game**

27.....	Cardinals 12 vs. Phila. 15, Nov. 30, 1952
26.....	Cardinals 15 vs. Phila. 11, Oct. 10, 1976
24.....	Cardinals 12 at Carolina 12, Nov. 21, 2004
	Cardinals 11 at L.A. Rams 13, Nov. 14, 1954

**Fewest Penalties**

<b>Season</b>	
41.....	1941
44.....	1959
45.....	1943

**Opponent/Season**

53.....	1963
54.....	1982

**Game**

0.....	At Baltimore, Oct. 12, 1964
1.....	Many times, most recently at San Francisco, Dec. 7, 2003; vs. Minnesota, Dec. 28, 2003.

**Opponent/Game**

0.....	Five times, most recently at Dallas, Oct. 30, 2005
--------	--

**Both Teams/Game**

1.....	Cardinals 1 at N.Y. Giants 0, Oct. 19, 1958
2.....	Cardinals 1 at Pittsburgh 1, Oct. 17, 1965
	Cardinals 2 vs. Dallas 0, Dec. 10, 1961
	Cardinals 1 at Phila. 1, Oct. 9, 1960

**Most Yards Penalized**

<b>Season</b>	
1,184.....	2005
1,128.....	2007
1,090.....	1994
948.....	2004
941.....	1979

**Opponent/Season**

1,121.....	2004
981.....	1997
980.....	2001
969.....	2002
954.....	1998

**Game**

166.....	Vs. Dallas, Oct. 9, 1977
150.....	Vs. N.Y. Giants, Sept. 11, 1994
140.....	At Chicago, Dec. 16, 1951
	Vs. Baltimore, Oct. 2, 1950

**Opponent/Game**

168.....	Vs. San Francisco, Oct. 24, 1971
----------	----------------------------------

**Both Teams/Game**

262.....	Cardinals 105 vs. Philadelphia 157, Nov. 30, 1952
245.....	Cardinals 140 vs. Ball. 105, Oct. 2, 1950

**Fewest Yards Penalized**

<b>Season</b>	
238.....	1939
331.....	1940
389.....	1943
389.....	1945

**Opponent/Season**

424.....	1982
500.....	1960

**Game**

0.....	At Baltimore, Oct. 12, 1964
5.....	Sixteen times, most recently vs. Minnesota, Dec. 28, 2003

**Opponent/Game**

0.....	Six times, most recently at Dallas, Oct. 30, 2005
--------	---

**Both Teams/Game**

5.....	Cardinals 5 at N.Y. Giants 0, Oct. 19, 1958
10.....	Cardinals 10 vs. Dallas 0, Dec. 10, 1961

*(Team Records continued on page 294)*



(Team Records continued from page 293)

## TEAM PUNTING RECORDS

### Most Punts

<b>Season</b>	
101.....	1978
100.....	1980
99.....	2004
98.....	1994
94.....	1999

### Opponent/Season

97.....	2004
94.....	1997
93.....	1978
90.....	1994, 1979
89.....	1999, 1980

### Game

16.....	At Detroit, Sept. 15, 1940
	Vs. Chicago, Nov. 30, 1933

### Opponent/Game

14.....	Vs. Cincinnati, Nov. 12, 1933
13.....	At Detroit, Sept. 15, 1940
	Vs. Chicago, Nov. 30, 1933

### Both Teams/Game

29.....	Three times, most recently Cardinals 16 at Detroit 13, Sept. 15, 1940
---------	---

### Fewest Punts

<b>Season</b>	
44.....	1960
50.....	1946

### Both Teams/Game

3.....	Five times, most recently Cardinals 2 vs. Tampa Bay 1, Oct. 20, 1996
--------	--

### Highest Average

<b>Season</b>	
44.7.....	1991, 1960
44.7.....	1961
44.6.....	1959

### Opponent/Season

45.2.....	1991
44.8.....	2006
44.2.....	1960
44.1.....	2005
43.9.....	1998, 1997

### Game (min. 4 punts)

54.0.....	Vs. Seattle, Sept. 14, 2003
53.3.....	At Pittsburgh, Oct. 13, 1957
53.2.....	Vs. Atlanta, Oct. 20, 1991

### Opponent/Game (min. 4 punts)

57.0.....	At New Orleans, Dec. 14, 1997
-----------	-------------------------------

## TEAM PUNT RETURN RECORDS

### Most Punt Returns

<b>Season</b>	
64.....	1962
63.....	1964
61.....	1958
58.....	1983

### Opponent/Season

64.....	1980
59.....	1978
56.....	2004
56.....	1974

### Game

9.....	Vs. Philadelphia, Dec. 24, 2005
	Vs. Chicago, Nov. 29, 1959
8.....	At Chicago, Sept. 3, 1978
	Vs. New England, Nov. 2, 1975

### Opponent/Game

9.....	Vs. Tennessee, Oct. 23, 2005
	Vs. Washington, Dec. 21, 1980

### Both Teams/Game

14.....	Cardinals 9 vs. Philadelphia 5, Dec. 24, 2005
	Cardinals 6 vs. N.Y. Giants 8, Dec. 15, 1974
	Cardinals 7 vs. N.Y. Giants 7, Nov. 1, 1953

13.....	Four times, most recently Cardinals 4 vs. Tennessee 9, Oct. 23, 2005
---------	--

### Most Punt Return Yards

<b>Season</b>	
669.....	1949
550.....	1987
548.....	1959
546.....	1949

### Opponent/Season

645.....	1980
575.....	1978

### Game

164.....	Vs. N.Y. Giants, Nov. 22, 1959
155.....	Vs. Pittsburgh, Nov. 1, 1959
152.....	At New England, Nov. 2, 1975

### Opponent/Game

152.....	Vs. Chicago, Oct. 16, 2006
128.....	At Kansas City, Dec. 1, 2002; vs. St. Louis, Sept. 29, 1996-OT
119.....	At Washington, Oct. 4, 1987
112.....	Vs. Dallas, Oct. 13, 1974

### Both Teams/Game

205.....	Cardinals 164 vs. N.Y. Giants 41, Nov. 22, 1959
181.....	Cardinals 32 at N.Y. Giants 149, Oct. 14, 1951
172.....	Cardinals 87 at Detroit 85, Oct. 5, 1986

### Highest Punt Return Avg.

<b>Season</b>	
19.1.....	1948
18.2.....	1949

### Opponent/Season

14.4.....	1951
13.8.....	1946
13.6.....	1987

### Game (3 attempts)

47.7.....	At N.O., Sept. 29, 1968 (3-143)
36.3.....	Vs. T.B., Dec. 21, 1986 (4-145)
32.8.....	Vs. N.Y. Giants, Nov. 22, 1959 (5-164)

## TEAM KICKOFF RETURN RECORDS

### Most Kickoff Returns

<b>Season</b>	
86.....	2000
83.....	1989
81.....	2002, 2003
78.....	1985
76.....	2005

### Opponent/Season

85.....	1984
72.....	1975
66.....	1983, 1976

### Game

9.....	At Cleveland, Nov. 16, 2003
	At Jacksonville, Dec. 10, 2000
8.....	At Atlanta, Oct. 1, 2006
	At N.Y. Giants, Nov. 12, 1950
	Vs. Detroit, Nov. 12, 1961

### Opponent/Game

10.....	At N.Y. Giants, Oct. 17, 1948
8.....	Six times, most recently vs. Buffalo, Sept. 9, 1984

### Both Teams/Game

16.....	Cardinals 6 at N.Y. Giants 10, Oct. 17, 1948
16.....	Cardinals 8 at Cleveland 8, Sept. 20, 1964

### Most Kickoff Return Yards

<b>Season</b>	
2,296.....	2000
1,881.....	2003
1,797.....	2002
1,719.....	2005
1,696.....	1997

### Opponent/Season

1,700.....	2005
1,663.....	1964
1,623.....	1976
1,609.....	1975

### Game

282.....	Vs. Green Bay, Nov. 1, 1942
252.....	At St. Louis, Sept. 28, 2003
249.....	Vs. Philadelphia, Oct. 21, 1971
241.....	At Green Bay, Dec. 21, 1969

### Opponent/Game

253.....	Vs. Philadelphia, Nov. 24, 1996
239.....	At L.A. Rams, Nov. 14, 1976

### Both Teams/Game

437.....	Cardinals 184 vs. Philadelphia 253, Nov. 24, 1996
421.....	Cardinals 196 vs. Washington 225, Sept. 23, 1973
405.....	Cardinals 180 at Cleveland 225, Sept. 20, 1964
364.....	Cardinals 190 at Houston 174, Oct. 20, 1974

## CLUB RECORDS

### Highest Kickoff Return Average

Season	
26.7.....	2000
25.1.....	1958
25.1.....	1968
24.8.....	1957
24.5.....	1954

### Game (3 attempts)

52.0.....	Vs. Pitt., Oct. 31, 1954 (3-156)
43.3.....	At Minnesota, Nov. 12, 2000 (4-173)
40.3.....	At Seattle, Sept. 15, 2002 (4-161)
	At Phila., Sept. 19, 1965 (3-121)
37.2.....	Vs. N.Y. Giants, Sept. 26, 1954 (6-223)

### Opponent/Season

28.3.....	2005
26.4.....	1964
25.9.....	1972
25.5.....	2006
25.3.....	1957

## TEAM FUMBLE RECORDS

### Most Fumbles

Season	
50.....	1963
48.....	1959
44.....	1976, 1946
43.....	1972

### Opponent/Season

40.....	1986, 1979
39.....	1995
37.....	1991

### Game

9.....	At Washington, Oct. 25, 1976
8.....	At Pittsburgh, Nov. 26, 1961
	At N.Y. Giants, Nov. 17, 1961
	At Cleveland, Nov. 27, 1938

### Opponent/Game

8.....	Vs. Seattle, Oct. 29, 1995-OT
7.....	Vs. Pittsburgh, Sept. 16, 1979
	At Pittsburgh, Dec. 1, 1968

### Both Teams/Game

14.....	Cardinals 8 at N.Y. Giants 6, Sept. 17, 1961
13.....	Cardinals 9 at Wash. 4, Oct. 25, 1976
12.....	Twice, most recently Cardinals 8 at Pittsburgh 4, Nov. 26, 1961

### Most Fumbles Lost

Season	
27.....	1983
24.....	1976
21.....	1978, 1966, 1962

### Opponent/Season

24.....	1950, 1948
23.....	1995, 1960

### Game

*8.....	At Washington, Oct. 25, 1976
4.....	Many times, most recently at Atlanta, Sept. 26, 2004

\*NFL record

### Opponent/Game

5.....	At Philadelphia, Sept. 8, 1991
	At L.A. Rams, Sept. 1, 1991
	At Detroit, Nov. 6, 1949
4.....	Seven times, most recently at Kansas City, Oct. 2, 1983

### Fewest Fumbles

Season	
15.....	1965
17.....	1943
19.....	1941

### Fewest Fumbles Lost

5.....	1943
7.....	1965
9.....	1974

## TEAM MISCELLANEOUS RECORDS

### Most Consecutive

Victories	
11.....	1948-49
10.....	1925

### Season-Opening Victories

7.....	1974, 1922
--------	------------

### Season-Opening Defeats

10.....	1943
---------	------

### Shutouts

5.....	1922-23
3.....	1970

### Home Attendance

Season	
516,646.....	2007
508,829.....	+2006
497,330.....	1994
472,937.....	#1988
430,552.....	1998

#Inaugural season in Arizona

### Game

103,367 ...	Vs. San Francisco, Oct. 2, 2005*
73,025 ...	Vs. Dallas, Sept. 19, 1993
72,439 ...	Vs. Dallas, Nov. 22, 1992
72,394 ...	Vs. Dallas, Dec. 25, 1995
71,670 ...	Vs. San Diego, Dec. 27, 1998
71,233 ...	Vs. Chicago, Oct. 28, 1990
71,023 ...	Vs. Dallas, Oct. 23, 1994
70,993 ...	Vs. San Francisco, Sept. 27, 1999
70,763 ...	Vs. Dallas, Dec. 8, 1996
70,060 ...	Vs. Dallas, Sept. 7, 1997

\*Mexico City, NFL Record

## PROFESSIONAL FOOTBALL PLAYERS MOTHERS' ASSOCIATION PRESENT CHECK TO CARDINALS PREPARATORY ACADEMY

The Professional Football Players Mothers' Association (PFPPMA) selected the Arizona Cardinals Preparatory Academy as their 2008 Super Bowl Charity of choice and presented a check to representatives from the academy on February 1, 2008.

The check presentation was held at the Cardinals Preparatory Academy (2021 W. Alice, Phoenix) and included 20 mothers of NFL players including: Charlene McNabb (Donovan), Denise Wayne (Reggie), Linda Harrison (Marvin), Felecia Young (Vince), and Joy Freeman (Dwight Freeney). Mothers of Cardinals players and members of the Cardinals Women's Club Diane Wells (Reggie), Mable Berry-Stamps (Bertrand Berry), and Dianne Bailey (Rodney) were also in attendance for the presentation.

PFPPMA is a non-profit organization comprised of mothers whose sons play professional football. The mission of the organization is to provide financial support to charities for at-risk youth and disadvantaged communities with revenue generated each year in fund raising events, organizational sponsorships and volunteer representation at local community events.

The Arizona Cardinals Preparatory Academy opened with 40 fifth and sixth graders in August of 2007. It will reach its full capacity in grades five through eight in 2009. The Academy was formed as a community partnership with the Arizona Cardinals Football Club, Cardinals Charities, the Washington Elementary School District, founding partner University of Phoenix, and Communities in Schools with a mission to offer accelerated instruction and service learning to help students focus on learning and achieving success.



## CARDINALS IN THE PLAYOFFS

Date	Game	Opponent	Result
Dec. 28, 1947	NFL Championship	vs. Philadelphia	W, 28-21
Dec. 19, 1948	NFL Championship	at Philadelphia	L, 0-7
Dec. 21, 1974	NFL Divisional Game	at Minnesota	L, 14-30
Dec. 27, 1975	NFL Divisional Game	at L.A. Rams	L, 23-35
Jan. 8, 1983	1st Round Super Bowl Tournament*	at Green Bay	L, 16-41
Jan. 2, 1999	NFC Wild Card	at Dallas	W, 20-7
Jan. 10, 1999	NFC Divisional Game	at Minnesota	L, 21-41

\* As a result of the 1982 Players Strike that reduced the regular season to nine games, the NFL conducted a 16-team Super Bowl Tournament with the top eight teams from each conference

## INDIVIDUAL POSTSEASON RECORDS

### Scoring

#### Total Points

- 18 ..... Mario Bates at Minnesota, Jan. 10, 1999  
 12 ..... Elmer Angsman Vs. Philadelphia, Dec. 28, 1947  
 Charley Trippi Vs. Philadelphia, Dec. 28, 1947

#### Touchdowns

- 3 ..... Mario Bates at Minnesota, Jan. 10, 1999  
 2 ..... Elmer Angsman Vs. Philadelphia, Dec. 28, 1947  
 Charley Trippi Vs. Philadelphia, Dec. 28, 1947

#### Field Goals Made

- 2 ..... Chris Jacke at Dallas, Jan. 2, 1999 (37, 46 yards)  
 1 ..... Neil O'Donoghue at Green Bay, Jan. 8, 1983 (18 yards)  
 Jim Bakken at L.A. Rams, Dec. 27, 1976 (29 yards)

#### Longest Field Goal

- 46 ..... Chris Jacke at Dallas, Jan. 2, 1999  
 29 ..... Jim Bakken at L.A. Rams, Dec. 27, 1976

#### Field Goals Attempted

- 4 ..... Neil O'Donoghue at Green Bay, Jan. 8, 1983 (18, 44, 44 bk., 45)  
 Extra Points Att. Made  
 4/4 ..... Pat Harder Vs. Philadelphia, Dec. 28, 1947

### Rushing

#### Rushing Yards

- 159 ..... Elmer Angsman Vs. Philadelphia, Dec. 28, 1947 (10 att.)  
 95 ..... Adrian Murrell at Dallas, Jan. 2, 1999 (12 att.)  
 84 ..... Charley Trippi Vs. Philadelphia, Dec. 28, 1947 (11 att.)

#### Rushing Attempts

- 15 ..... Adrian Murrell at Minnesota, Jan. 10, 1999  
 12 ..... Adrian Murrell at Dallas, Jan. 2, 1999  
 Jim Otis at L.A. Rams, Dec. 27, 1975

#### Touchdowns Rushing

- 3 ..... Mario Bates at Minnesota, Jan. 10, 1999  
 2 ..... Elmer Angsman Vs. Philadelphia, Dec. 28, 1947

#### Rushing Average (10 att. min.)

- 15.9 ..... Elmer Angsman Vs. Philadelphia, Dec. 28, 1947 (10 att.-159 yards)  
 7.9 ..... Adrian Murrell at Dallas, Jan. 2, 1999

- (12 att.-95 yards)  
 7.6 ..... Charley Trippi Vs. Philadelphia, Dec. 28, 1947 (11 att.-84 yards)

#### Longest Run

- 74 ..... Adrian Murrell at Dallas, Jan. 2, 1999  
 70 ..... Elmer Angsman Vs. Philadelphia, Dec. 28, 1947  
 70 ..... Elmer Angsman Vs. Philadelphia, Dec. 28, 1947  
 44 ..... Charley Trippi Vs. Philadelphia, Dec. 28, 1947

### Passing

#### Passing Yards

- 385 ..... Neil Lomax at Green Bay, Jan. 8, 1983 (32 comp.-51 att.)  
 291 ..... Jim Hart at L.A. Rams, Dec. 27, 1975 (22 comp.-41 att.)

#### Pass Attempts

- 51 ..... Neil Lomax at Green Bay, Jan. 8, 1983 (32 comp.-385 yards)  
 41 ..... Jake Plummer at Minnesota, Jan. 10, 1999 (23 comp.-242 yards)  
 Jim Hart at L.A. Rams, Dec. 27, 1975 (22 comp.-291 yards)

#### Pass Completions

- 32 ..... Neil Lomax at Green Bay, Jan. 8, 1983 (51 att.-385 yards)  
 23 ..... Jake Plummer at Minnesota, Jan. 10, 1999 (41 att.-242 yards)  
 22 ..... Jim Hart at L.A. Rams, Dec. 27, 1975 (41 att.-291 yards)

#### Touchdown Passes

- 2 ..... Jake Plummer at Dallas, Jan. 2, 1999  
 Neil Lomax at Green Bay, Jan. 8, 1983  
 Charley Johnson Vs. Green Bay, Jan. 3, 1965

#### Passes Had Intercepted

- 3 ..... Jim Hart at L.A. Rams, Dec. 27, 1975 (22 comp.-41 att.-291 yds.)

#### Completion Percentage

- 62.7 ..... Neil Lomax at Green Bay, Jan. 8, 1983 (32 comp.-51 att.-385 yds.)

#### Longest Completion

- 80 ..... Charley Johnson to Billy Gambrell Vs. G.B. (at Miami+), Jan. 3, 1965  
 59 ..... Jake Plummer to Frank Sanders at Dallas, Jan. 2, 1999  
 39 ..... Jake Plummer to Adrian Murrell at Minnesota, Jan. 10, 1999  
 36 ..... Neil Lomax to Stump Mitchell at Green Bay, Jan. 8, 1983

#### Most Times Sacked

- 5 ..... Neil Lomax for 36 yards at Green Bay, Jan. 8, 1983

### Receiving

#### Receptions

- 9 ..... Roy Green at Green Bay, Jan. 8, 1983 (113 yards)  
 6 ..... Rob Moore at Minn., Jan. 10, 1999 (91 yards)  
 Larry Centers at Minn., Jan. 10, 1999 (45 yards)  
 Earl Thomas at Minn., Dec. 21, 1974 (64 yards)  
 Terry Metcalf at L.A. Rams, Dec. 27, 1975 (94 yards)

#### Receiving Yards

- 113 ..... Roy Green at Green Bay, Jan. 8, 1983 (9 rec.)

#### Touchdowns Receiving

- 1 ..... (last) Larry Centers and Adrian Murrell at Dallas, Jan. 2, 1999

### Rushing-Receptions

#### Rushing-Receiving Yards

- 159 ..... Elmer Angsman Vs. Philadelphia, Dec. 28, 1947 (159 rush)

### Combination Yardage

#### Combined Yardage

- 229 ..... Terry Metcalf at L.A. Rams, Dec. 27, 1975 (27 rush-94 rec.-3 punt ret.-105 KO ret.)

### Punting

#### Most Punts

- 8 ..... Scott Player at Dallas, Jan. 2, 1999 (37.9 avg.)  
 Ray Mallouf Vs. Philadelphia, Dec. 28, 1947  
 Ray Mallouf at Philadelphia, Dec. 19, 1948  
 7 ..... Hal Roberts at Minnesota, Dec. 21, 1974 (36.4 avg.)

#### Punting Average

- 42.7 ..... Jeff West at L.A. Rams, Dec. 27, 1975 (6 punts)  
 37.9 ..... Scott Player at Dallas, Jan. 2, 1999 (8 punts)  
 37.4 ..... Ray Mallouf at Philadelphia, Dec. 19, 1948 (8 punts)

**Interceptions**

**Most Interceptions**

- 2..... Aeneas Williams at Dallas, Jan. 2, 1999 (0 yards)
- John Cochran at Philadelphia, Dec. 19, 1948 (20 yards)

**Interception Return Yardage**

- 47..... Aeneas Williams at Minnesota, Jan. 10, 1999 (1 int.)
- 42..... Tommy Bennett at Dallas, Jan. 2, 1999 (1 int.)
- 41..... Garrard Ramsey Vs. Philadelphia, Dec. 28, 1947 (1 int.)

**Longest Interception Return**

- 47..... Aeneas Williams at Minnesota, Jan. 10, 1999
- 42..... Tommy Bennett at Dallas, Jan. 2, 1999
- 41..... Garrard Ramsey Vs. Philadelphia, Dec. 28, 1947
- 23..... Jim Burson Vs. Green Bay (at Miami+), Jan. 3, 1965

**Punt Returns**

**Total Punt Returns**

- 3..... Eric Metcalf at Dallas, Jan. 2, 1999 (11 yards)
- Terry Metcalf at Minnesota, Dec. 21, 1974 (18 yards)

**Punt Return Yardage**

- 102..... Charley Trippi Vs. Philadelphia, Dec. 28, 1947 (2 returns)
- 37..... John Cochran Vs. Philadelphia, Dec. 28, 1947 (1 return)
- 36..... Eric Metcalf at Minn., Jan. 10, 1999 (1 ret.)

**Fair Catches**

- 2..... Eric Metcalf at Dallas, Jan. 2, 1999
- 1..... Terry Metcalf Vs. Minnesota+, Dec. 21, 1974

**Longest Punt Return**

- 75..... Charley Trippi Vs. Philadelphia, Dec. 28, 1947
- 37..... John Cochran Vs. Philadelphia, Dec. 28, 1947
- 36..... Eric Metcalf at Minnesota, Jan. 10, 1999

**Punt Return Average**

- 51.0..... Charley Trippi Vs. Philadelphia, Dec. 28, 1947 (2 ret.-102 yards)

- 37.0.... John Cochran Vs. Philadelphia, Dec. 28, 1947 (1 ret.-37 yards)
- 36.0.... Eric Metcalf at Minnesota, Jan. 10, 1999 (1 ret.-36 yards)

**Kickoff Returns**

**Total Kickoff Returns**

- 3..... Eight times, most recently by Eric Metcalf (66 yards) at Minnesota, Jan. 10, 1999

**Kickoff Return Yardage**

- 105..... Stump Mitchell at Green Bay, Jan. 8, 1983 (3 returns)
- Terry Metcalf at L.A. Rams, Dec. 27, 1975 (3 returns)

**Longest Kickoff Return**

- 67..... Terry Metcalf at L.A. Rams, Dec. 27, 1975
- 46..... Boris Dimancheff Vs. Philadelphia, Dec. 28, 1947

**Kickoff Return Average**

- 35.0.... Stump Mitchell at Green Bay, Jan. 8, 1983 (3 returns-105 yards)
- Terry Metcalf at L.A. Rams, Dec. 27, 1975 (3 returns-105 yards)

**TEAM POSTSEASON RECORDS**

**Scoring**

**Most Points Scored**

- 28..... Vs. Philadelphia, Dec. 28, 1947
- 24..... Vs. Green Bay (at Miami+), Jan. 3, 1965

**Fewest Points Scored**

- 0..... At Philadelphia, Dec. 19, 1948
- 14..... At Minnesota, Dec. 21, 1974

**Opponent/Most Points Scored**

- 41..... At Minnesota, Jan. 10, 1999
- At Green Bay, Jan. 8, 1983
- 35..... At L.A. Rams, Dec. 27, 1975

**Opponent/Fewest Points Scored**

- 7..... At Dallas, Jan. 2, 1999
- At Philadelphia, Dec. 19, 1948

**Most Decisive Win**

- 20-7..... At Dallas, Jan. 2, 1999
- 28-21..... Vs. Philadelphia, Dec. 28, 1947

**Most Decisive Loss**

- 41-16..... At Green Bay, Jan. 8, 1983
- 41-21..... At Minnesota, Jan. 10, 1999
- 30-14..... At Minnesota, Dec. 21, 1974

**Most Points Combined**

- 62..... At Minn. 41, Arizona 21, Jan. 10, 1999
- 58..... At L.A. Rams 35, St. Louis 23, Dec. 27, 1975
- 56..... At G.B. 41, St. Louis 16, Jan. 8, 1983

**First Downs**

**Most First Downs**

- 27..... At Green Bay, Jan. 8, 1983
- 23..... At Minnesota, Jan. 10, 1999
- 22..... At L.A. Rams, Dec. 27, 1975

**Fewest First Downs**

- 6..... At Philadelphia, Dec. 19, 1948
- 11..... Vs. Philadelphia, Dec. 28, 1947

**Opponent/Most First Downs**

- 26..... At Minnesota, Jan. 10, 1999
- At L.A. Rams, Dec. 27, 1975
- 22..... At Green Bay, Jan. 8, 1983
- Vs. Philadelphia, Dec. 28, 1947

**Opponent/Fewest First Downs**

- 16..... At Philadelphia, Dec. 19, 1948

**Most First Downs Rushing**

- 8..... At G.B., Jan. 8, 1983
- 7..... At Minnesota, Jan. 10, 1999
- Vs. G.B. (at Miami+), Jan. 3, 1965
- Vs. Philadelphia, Dec. 28, 1947

**Most First Downs Passing**

- 18..... At Green Bay, Jan. 8, 1983
- 16..... At L.A. Rams, Dec. 27, 1975

**Most First Downs By Penalty**

- 5..... At Minnesota, Jan. 10, 1999
- 1..... At Dallas, Jan. 2, 1999
- At Green Bay, Jan. 8, 1983
- At L.A. Rams, Dec. 27, 1975
- At Minnesota, Dec. 21, 1974
- Vs. Philadelphia, Dec. 28, 1947

**Fewest First Downs Rushing**

- 2..... At Dallas, Jan. 2, 1999
- 3..... At Philadelphia, Dec. 19, 1948
- 5..... At L.A. Rams, Dec. 27, 1975

**Fewest First Downs Passing**

- 2..... Vs. Philadelphia, Dec. 28, 1947
- 3..... At Philadelphia, Dec. 19, 1948

**Fewest First Downs Penalty**

- 0..... At Philadelphia, Dec. 19, 1948

**Opponent/Most First Downs Rushing**

- 15..... At Philadelphia, Dec. 19, 1948
- 14..... At L.A. Rams, Dec. 27, 1975

**Opponent/Most First Downs Passing**

- 13..... At Minnesota, Jan. 10, 1999
- At Green Bay, Jan. 8, 1983
- 12..... At Dallas, Jan. 2, 1999
- 11..... Vs. Philadelphia, Dec. 28, 1947

**Opponent/Most First Downs By Penalty**

- 4..... Vs. Green Bay, Jan. 3, 1965
- 3..... At Dallas, Jan. 2, 1999
- 2..... At Green Bay, Jan. 8, 1983
- At L.A. Rams, Dec. 27, 1975

**Opponent/Fewest First Downs By Rushing**

- 4..... Vs. Green Bay, Jan. 3, 1965
- 5..... At Dallas, Jan. 2, 1999
- 7..... At Green Bay, Jan. 8, 1983

**Opponent/Fewest**

**First Downs By Passing**

- 0..... At Philadelphia, Dec. 19, 1948
- 5..... Vs. Green Bay, Jan. 3, 1965

**Total Yards**

**Most Net Yards Gained**

- 453..... At Green Bay, Jan. 8, 1983 (106 rush-347 pass)

- 363..... At L.A. Rams, Dec. 27, 1975 (95 rush-268 pass)

**Fewest Net Yards Gained**

- 131..... At Philadelphia, Dec. 19, 1948 (96 rush-35 pass)

**Opponent/Most Net Yards Gained**

- 440..... At L.A. Rams, Dec. 27, 1975 (237 rush-203 pass)

- 416..... At Minnesota, Jan. 10, 1999 (188 rush-228 pass)

- 394..... At Green Bay, Jan. 8, 1983 (108 rush-286 pass)

- 108 rush-286 pass)

**Opponent/Fewest Net Yards Gained**

- 260..... At Dallas, Jan. 2, 1999

**Rushing**

**Most Yards Rushing**

- 282..... Vs. Philadelphia, Dec. 28, 1947

**Fewest Yards Rushing**

- 74..... At Minnesota, Jan. 10, 1999
- 96..... At Philadelphia, Dec. 19, 1948

**Opponent/Most Yards Rushing**

- 237..... At L.A. Rams, Dec. 27, 1975
- 225..... At Philadelphia, Dec. 19, 1948

**Opponent/Fewest Yards Rushing**

- 60..... Vs. Philadelphia, Dec. 28, 1947

**Passing**

**Most Net Yards Passing**

- 347..... At Green Bay, Jan. 8, 1983
- 268..... At L.A. Rams, Dec. 27, 1975

*(Team Postseason Records continued on page 298)*

*(Team Postseason Records continued from page 297)***Fewest Net Yards Passing**

35..... At Philadelphia, Dec. 19, 1948  
 54..... Vs. Philadelphia, Dec. 28, 1947

**Opponent/Most Net Yards Passing**

297..... Vs. Philadelphia, Dec. 28, 1947  
 286..... At Green Bay, Jan. 8, 1983

**Opponent/Fewest Net Yards Passing**

7..... At Philadelphia, Dec. 19, 1948  
 79..... Vs. Green Bay, Jan. 5, 1965

**Most Gross Yards Passing**

385..... At Green Bay, Jan. 8, 1983 (347 net)  
 291..... At L.A. Rams, Dec. 27, 1975 (268 net)

**Fewest Gross Yards Passing**

35..... At Philadelphia, Dec. 19, 1948 (35 net)  
 54..... Vs. Philadelphia, Dec. 28, 1947 (54 net)

**Opponent/Most Gross Yards Passing**

297..... Vs. Philadelphia, Dec. 28, 1947  
 286..... At Green Bay, Jan. 8, 1983

**Opponent/Fewest Gross Yards Passing**

7..... At Philadelphia, Dec. 19, 1948 (7 net)

**Most Pass Attempts**

51..... At Green Bay, Jan. 8, 1983 (32 comp.)  
 41..... At Minnesota, Jan. 10, 1999 (23 comp.)  
 At L.A. Rams, Dec. 27, 1975 (22 comp.)

**Fewest Pass Attempts**

11..... At Philadelphia, Dec. 19, 1948 (3 comp.)  
 14..... Vs. Philadelphia, Dec. 28, 1947 (3 comp.)

**Opponent/Most Pass Attempts**

49..... At Dallas, Jan. 2, 1999 (22 comp.)  
 44..... Vs. Philadelphia, Dec. 28, 1947 (27 comp.)

**Opponent/Fewest Pass Attempts**

12..... At Philadelphia, Dec. 19, 1948 (12 comp.)  
 23..... At L.A. Rams, Dec. 27, 1975 (12 comp.)  
 At Minnesota, Dec. 21, 1974 (13 comp.)

**Most Pass Completions**

32..... At Green Bay, Jan. 8, 1983 (51 att.)  
 23..... At Minnesota, Jan. 10, 1999 (41 att.)  
 22..... At L.A. Rams, Dec. 27, 1975 (41 att.)

**Fewest Pass Completions**

3..... At Philadelphia, Dec. 19, 1948 (11 att.)  
 Vs. Philadelphia, Dec. 28, 1947 (14 att.)

**Opponent/Most Pass Completions**

27..... Vs. Phila., Dec. 28, 1947 (44 att.)  
 22..... At Dallas, Jan. 2, 1999 (49 att.)  
 19..... At Green Bay, Jan. 8, 1983 (26 att.)

**Opponent/Fewest Pass Completions**

2..... At Phila., Dec. 19, 1948 (12 att.)  
 12..... At L.A. Rams, Dec. 27, 1975 (23 att.)

**Most QB Sacks By Cards**

5..... At Green Bay, Jan. 8, 1983 (50 yds.)

**Most QB Sacks By Opponent**

5..... At Green Bay, Jan. 8, 1983 (38 yds.)

**Interceptions****Most Passes Int. By Cardinals**

3..... At Dallas, Jan. 2, 1999 (42 yards)  
 Vs. Phila., Dec. 28, 1947 (45 yards)

**Most Passes Int. By Opponent**

3..... At L.A. Rams, Dec. 27, 1975  
 (130 yards-2 TD)  
 Vs. Phila., Dec. 28, 1947 (11 yards)

**Penalties****Most Penalties**

13..... At Minnesota, Jan. 10, 1999 (68 yards)  
 10..... Vs. Phila., Dec. 28, 1947 (97 yards)

**Fewest Penalties**

1..... At Minn., Dec. 21, 1974 (15 yards)

**Opponent/Most Penalties**

9..... At Minnesota, Jan. 10, 1999 (38 yards)  
 7..... Vs. Phila., Dec. 28, 1947 (55 yards)

**Opponent/Fewest Penalties**

3..... Vs. G.B., Jan. 3, 1965 (15 yards)  
 At Phila., Dec. 19, 1948 (17 yards)

**Most Yards Penalized**

97..... Vs. Phila., Dec. 28, 1947 (10 penalties)

**Fewest Yards Penalized**

15..... At Minn., Dec. 21, 1974 (1 penalty)

**Opponent/Most Yards Penalized**

55..... Vs. Phila., Dec. 28, 1947 (7 penalties)

**Opponent/Fewest Yards Penalized**

15..... Vs. Green Bay (at Miami+), Jan. 3, 1965  
 (3 penalties)

**Fumbles****Most Fumbles**

3..... At Green Bay, Jan. 8, 1983 (lost 2)  
 At L.A. Rams, Dec. 27, 1975 (lost 2)  
 At Philadelphia, Dec. 19, 1948 (lost 2)

**Most Fumbles Lost**

2..... At Green Bay, Jan. 8, 1983 (3 fumbles)  
 At Philadelphia, Dec. 19, 1948  
 (3 fumbles)  
 Vs. Green Bay (at Miami+), Jan. 3, 1965  
 (2 fumbles)  
 At L.A. Rams, Dec. 27, 1975 (3 fumbles)

**Opponent/Most Fumbles**

5..... At L.A. Rams, Dec. 27, 1975 (lost 3)

**Opponent/Most Fumbles Lost**

3..... At L.A. Rams, Dec. 27, 1975 (5 fumbles)

**Punting****Most Punts**

10..... At Green Bay, Jan. 8, 1983 (41.3 avg.)

8..... At Dallas, Jan. 2, 1999 (37.9 avg.)

At Philadelphia, Dec. 19, 1948

(37.4 avg.)

Vs. Philadelphia, Dec. 28, 1947

(32.0 avg.)

**Fewest Punts**

2..... At Minnesota, Jan. 10, 1999 (36.0 avg.)

6..... At L.A. Rams, Dec. 27, 1975 (42.7 avg.)

**Opponent/Most Punts**

9..... Vs. Green Bay, (at Miami+) Jan. 3, 1965  
 (45.1 avg.)

8..... Vs. Phila., Dec. 28, 1947 (34.5 avg.)

**Opponent/Fewest Punts**

9..... Vs. Green Bay, (at Miami+) Jan. 3, 1965  
 (45.1 avg.)

8..... Vs. Philadelphia, Dec. 28, 1947  
 (34.5 avg.)

**Highest Cardinal Average**

42.7... At L.A. Rams, Dec. 27, 1975 (6 punts)

**Highest Opponent Average**

45.1... Vs. G.B., Jan. 3, 1965 (9 punts)

**Punt Returns****Most Punt Returns**

4..... Philadelphia, Dec. 28, 1947 (150 yards)

**Most Punt Return Yards**

150..... Vs. Philadelphia, Dec. 28, 1947 (4 ret.)

**Opponent/Most Punt Returns**

4..... Vs. Philadelphia, Dec. 28, 1947  
 (10 yards)

**Opponent/Most Punt Return Yards**

52..... At Dallas, Jan. 2, 1999 (3 ret.)

26..... Vs. Green Bay (at Miami+), Jan. 3, 1965  
 (2 ret.)

**Kickoff Returns****Most Kickoff Returns**

7..... At L.A. Rams, Dec. 27, 1975 (191 yards)  
 At Green Bay, Jan. 8, 1983 (178 yards)

**Most Kickoff Return Yards**

191..... At L.A. Rams, Dec. 27, 1975 (7 ret.)

178..... At Green Bay, Jan. 8, 1983 (7 ret.)

**Opponent/Most Kickoff Returns**

5..... At Dallas, Jan. 2, 1999 (103 yards)  
 At L.A. Rams, Dec. 27, 1975 (90 yards)  
 Vs. Green Bay (at Miami+), Jan. 3, 1965  
 (140 yards)  
 Vs. Phila., Dec. 28, 1947 (63 yards)

**Opponent/Most Kickoff Return Yards**

140..... Vs. Green Bay (at Miami+), Jan. 3, 1965  
 (5 returns)

**DRAFT DAY PARTY AT UNIVERSITY OF PHOENIX STADIUM**

The Arizona Cardinals 2008 Draft Party presented by Alltel Wireless, took place on Saturday, April 28 at the Insight Club in University of Phoenix Stadium as fans were able to watch the Cardinals select Tennessee State cornerback Dominique Rodgers-Cromartie with the 16th overall selection.

Fans also had the opportunity to meet Cardinals players, cheerleaders and mascot Big Red while watching live television coverage of the draft. Concession stand offerings were available and admission was free.

A Kids Zone with face painting and balloon artists was featured, an Xbox 360 interactive area was offered and autographed Cardinals memorabilia was raffled off to benefit Cardinals Charities.





**CLUB HISTORY**



## FRANCHISE HISTORY

The Cardinals were founded in 1898 and in 1920 became a charter member of the National Football League, then known as the American Professional Football Association. The club holds the distinction of being the United States' oldest professional football franchise still in existence.

### The Early Days

The team boasts a colorful history. Fans have known the club as the Arizona Cardinals, Phoenix Cardinals, St. Louis Cardinals, Chicago Cardinals, Racine Cardinals, the Normals, and the Morgan Athletic Club.

The franchise began as a neighborhood group that gathered to play football in a predominantly Irish area of Chicago's South Side, playing under the name Morgan Athletic Club. The team later was acquired by Chris O'Brien, a painting and decorating contractor, and soon its playing site changed to nearby Normal Field, prompting the new name Normals.

In 1901, the team gained longstanding identification when O'Brien bought used jerseys from the nearby University of Chicago. The jerseys



**Early owner Chris O'Brien organized the Cardinals for a third time following World War I.**

were faded maroon in color, prompting O'Brien to declare, "That's not maroon, it's Cardinal red!" The club's permanent nickname had been born.

The jersey color and the location of the field (61st and Racine) led to a new and obvious name, the Racine Cardinals.

In Chicago at the time, football competition was exclusively amateur, but opposition became increasingly hard to find, so in 1906, the team disbanded.

In 1913, O'Brien reorganized the Cardinals. By 1917 they were able to buy new uniforms and hire a coach, Marshall Smith. That year they lost only two games and were champions of the Chicago Football League.

The war in Europe and a flu epidemic in the United States forced the team to suspend operations again in 1918. Following Armistice Day that officially ended World War I in November of 1918, O'Brien organized the Cardinals for a third time. From that day forward, the Cardinals have been a permanent part of the professional football landscape in America.



**The colorful history of the Cardinals, a charter member of the National Football League and the oldest continuously run professional football franchise in the nation, began humbly in 1898 as a neighborhood group that gathered to play football as the Morgan Athletic Club in Chicago's South Side.**

The Cardinals and Chicago Bears are the only two of the 11 charter members of the NFL still in existence. The Bears were originally based in Decatur, IL and known as the Decatur Staleys (after their sponsor, the Staley Starch Company). The team moved to Chicago in 1921 and was known as the Chicago Staleys for a year before becoming the Chicago Bears in 1922.

## Post World War I

Shortly after the Cardinals joined the American Professional Football League in 1920 for the \$100 franchise fee, O'Brien lured great halfback John "Paddy" Driscoll to the Cardinals for \$3,000 a year, a sum considered outlandish at the time. But Driscoll was an authentic superstar, a superior runner, blocker, punter, and possibly the finest drop kicker in the history of football. He would coach the team from 1921–22.

One of Driscoll's young running backs was Ralph Horween, a former star at Harvard, who played under the assumed name of B. McMahon. A Cardinal from 1921–22, Horween scored two rushing touchdowns during his three-year career in the days of leather helmets without face masks, numberless sweater jerseys, and \$40 paychecks. Horween would gain further acclaim many years later. In 1996, the retired lawyer who was born in Chicago on August 3, 1896, became the National Football League's first centenarian. He died in 1997.

In 1922, a team from Racine, Wisconsin joined the NFL, prompting the Cardinals to change their name to the Chicago Cardinals. The same year the Cardinals also moved into their new home in Comiskey Park, which they would share with baseball's White Sox for 37 years.

Under new Head Coach Norman Barry, the Cardinals outdistanced a field of 20 teams to win their first NFL championship in 1925 by virtue of the league's best record (the NFL did not begin postseason play until 1933).

A Chicago physician, Dr. David Jones, purchased the team in 1929. In his first year of ownership, he coaxed legendary running back Ernie Nevers out of retirement to become player-coach. Still in his prime, the 26-year-old Nevers scored an NFL-record 40 points on six touchdowns and four extra points in an historic 40–6 victory over the cross-town Chicago Bears on Thanksgiving Day, 1929.

After guiding the Cardinals to a 16–14–3 combined record in three seasons, the legendary Nevers retired as both coach and player in 1932.

Nevers' departure also marked the arrival of



**Cardinal owner Charles W. Bidwill, Sr. is a member of the Pro Football Hall of Fame.**

a new club owner. Charles W. Bidwill, Sr., a vice president of the Bears, purchased the Cardinals for Jones' asking price of \$50,000. Bidwill divested himself of his Bears' holdings and in 1932, the franchise began a continuous period of family ownership that continues to this day.

The team sorely missed Nevers' magic on the field and the Cardinals endured difficult years in the 1930s and early '40s. World War II hit the team heavily. The Cardinals lost their top passer, receiver, and lineman—Johnny Clement, Billy Dewell, and Joe Kuharich, respectively—to military service. In 1944 as a war-time emergency measure, the Cardinals combined with the Pittsburgh Steelers to play as one team. It was called Card-Pitt. Co-coached by the Cardinals' Phil Handler and the Steelers' Walt Kiesling, a former Cardinal guard, the team split its home games between Comiskey Park and Forbes Field in Pittsburgh, failing to win an outing in 10 tries.

Success finally returned following the war. In 1945, the arrival of University of Missouri quarterback Paul Christman trumpeted the team's conversion to the "T" formation. Fullback Pat Harder and halfback Elmer Angsman were added in 1946.

*(Franchise History continued on page 302)*

*(Franchise History continued from page 301)*

## THE 1947 CHAMPIONSHIP TEAM

In the flush of post-World War II, the 1947 Cardinals stormed to the Western Division title and took the NFL championship.

But the title season was bittersweet for the Cardinals' organization. In April, the death of Bidwill, the club's leader since taking over as owner in 1933 who helped shepherd the NFL through "The Great Depression," deprived the owner of witnessing the club's first NFL crown in 22 years.

But he still earned credit for fitting the final crucial piece into place to complete the Cardinals' famed "Million-Dollar Backfield." It was Bidwill's unprecedented signing of University of Georgia all-America running back Charley Trippi, for the then-unheard-of sum of \$100,000, that finally put the Cardinals over the top.

To appreciate the accomplishment of the 1947 squad, consider the following:

Just two seasons earlier in 1945, the Cardinals as a team were outscored for the entire season by Philadelphia's premier running back, Steve Van Buren, 110-98. But the following year, the third-winningest coach in Cardinals' history, the omni-talented Jimmy Conzelman, led Chicago out of the wilderness to a 6-5 mark, the club's first winning season since 1935.

Several key Cardinals were already in place for the championship run. In 1945, the organization drafted Christman, a talented passer from Missouri, before adding churning Wisconsin fullback Harder, Angsman of Notre Dame, and brilliant end/defensive back Mal Kutner from

Texas in '46. Another great end, Bill Dewell, had returned from military service for the '45 season. The staple of Conzelman's ensemble was a relic from the late '30s, versatile Marshall "Biggie" Goldberg, an intuitive defensive back who was the first real free safety in pro football and the "dean" of the "Million-Dollar Backfield." Also a running back, Goldberg, a two-time all-America at Pittsburgh, had enjoyed many productive days offensively, too, but they were mostly behind him when Conzelman began his second reign as the Cards' head man in '46.

Chicago started quickly in 1947 by winning its first three outings, a run that included a 31-7 trouncing of the hated cross-town rival Bears. In week four, the Cardinals headed to Los Angeles on a trip heavy with fate. They incurred their first loss of the season, 27-7 to the Rams, but lost something far more precious than a game.

Rookie punter Jeff Burkett suffered an appendicitis attack and missed the game as well as the team plane back to Chicago. He spent several days recuperating after an appendectomy before boarding a United Airlines DC-6 bound for home. He never made it. The plane crashed in Bryce Canyon, Utah, killing the young star who was the NFL's leading punter at the time of the tragedy.

Under the pall of the loss of Burkett, the Cardinals climbed to 7-3 but were in the throes of a two-game losing streak heading to Philadelphia on December 7 for a critical game against the Eagles. Trailing 7-3 at the half, Chicago exploded for six second-half touchdowns, including two



The 1947 Cardinals won the NFL Championship with a 10-3 overall record. They defeated the Philadelphia Eagles 28-21 at Chicago's Comiskey Park in the NFL's 15th title contest.

by Trippi, and held the powerful Van Buren to just 44 yards rushing to grab a crucial 45–21 road win.

The victory deadlocked the Cards with the Bears, who, ironically and poetically, stood as the only remaining obstacle between the Cardinals and their first Western Division crown. A showdown loomed for the regular-season finale the following Sunday at hostile Wrigley Field on Chicago's North Side.

If the '47 Cardinals' miracle season could be summarized in a single moment, the opening play of that division decider unquestionably would receive the vote. It was the creation of mastermind Conzelman, a pass play designed to give the Cardinals an advantage at the outset. In a best-case scenario, the strategy would isolate Bears' left-side linebacker Mike Holovak one-on-one with Boris "Babe" Dimancheff, a blistering speedster who was Trippi's replacement. Conzelman eagerly looked forward to rehearsing the play all week before the big game, but nature did not cooperate. Dimancheff's wife was expecting, and he missed the entire week of practice to be at her side. He did not rejoin the team until the day before the game.

The biggest play of the season for the soon-to-be-champion Cardinals never had a single dry run.

The stunning game-opening play worked to perfection anyway. Dimancheff ran a flare pattern, turned outside the end, then raced down the center of the field. He outdistanced Holovak, caught Christman's perfect pass, and galloped into the end zone despite stumbling over the baseball pitcher's mound.

The Cardinals also intercepted four passes by legendary Bear quarterback Sid Luckman, converting two into touchdowns en route to a 30–21 win. Victories over the Bears were especially sweet. A sore spot with the Cardinals was their inescapable status as Chicago's "other" team.

The Western Division crown now in hand, the Cardinals prepared to play host to the league championship game a fortnight later against Eastern Division powerhouse Philadelphia.

The NFL's 15th championship game opened with a surprise controversy and was studded with more big-play touchdowns on the ground than any NFL title game or Super Bowl since.

On December 28, 1947, a grim, frozen Comiskey Park gave little indication of the approaching heat of the day's upcoming war. Even the preliminaries generated sparks. Pre-kickoff controversy raged when it was discovered the Eagles, in



**Marshall Goldberg sealed the 1947 championship game victory with a fourth quarter interception.**

attempts to get better gripping on the concrete-like playing surface, had sharpened and filed their cleats. A succession of penalties for the blatant rules infraction opened the game, infuriating Philadelphia Head Coach Earle "Greasy" Neale.

The Cardinals quietly had slipped into tennis shoes for the frigid affair.

The game was defined by Chicago's quick-openers, producing three devastating back-breaking long scoring runs from scrimmage—two 70-yarders by Angsman and a 44-yarder by Trippi.

In the third period, Trippi circled under a high Joe Muha punt, taking it on his own 25-yard line. Spectacularly side-stepping three Eagle pursuers, Trippi pranced 75 yards for a touchdown, getting hit three times along the way.

Angsman's thrilling fourth-quarter duplication of his second-period 70-yard touchdown strike enabled him to break the NFL championship game record for rushing yards with 159.

But Philadelphia fought evenly throughout with one-eyed quarterback Tommy Thompson setting two playoff records on 27-of-44 passing for 297 yards.

The Cardinals' 28–21 victory, however, wasn't secured until Goldberg's late-game interception.

*(Franchise History continued on page 304)*

*(Franchise History continued from page 303)*

## On to St. Louis

Following her husband's passing in April of 1947, Violet Bidwill assumed control of the franchise for the next 15 years, a span that included a second consecutive Western Division championship and appearance in the 1948 NFL championship game, a 7-0 loss at Philadelphia, and the transfer of the team from Chicago to St. Louis in 1960.

Upon Mrs. Bidwill's death in January of 1962, team control moved to sons Charles W. Bidwill, Jr. and William V. Bidwill. In 1972, the latter and his family gained sole ownership with William becoming managing general partner. On July 1, 1976, incorporation of the company was accomplished with Bidwill continuing as chief executive officer.

After 14 years in the city, the Cardinals brought their first division title to St. Louis in 1974. The Big Red captured the NFC Eastern Division flag under Head Coach Don Coryell and advanced to the playoffs with a 10-4 regular-season record.

The Cardinals lost to the Minnesota Vikings, 30-14, in their first playoff appearance since 1948.

Again in 1975, Coryell provided St. Louis a division crown but another playoff loss, this time to the Rams in Los Angeles, 35-23, ended the Cards' postseason dream in their first outing.

The Cardinals next appeared in the playoffs in 1982 when Head Coach Jim Hanifan's club lost a first-round game at Green Bay, 41-16.

In 1984, an offensively explosive St. Louis team narrowly missed the playoffs—and the NFC Eastern Division title—with a 9-7 record. However, the Cardinals stumbled to a 5-11 mark in 1985, prompting Hanifan's dismissal and the hiring of long-time Dallas Cowboy assistant Gene Stallings as the team's new head coach.

## Arizona

After 28 years in St. Louis, the Cardinals relocated to Arizona in the spring of 1988 and made Sun Devil Stadium on the campus of Arizona State University their new home.

Their first season in the Valley of the Sun began optimistically when the team raced to a 7-4 record and a share of the NFC Eastern Division lead. But untimely injuries struck and a five-game losing streak ensued to finish the year, dashing hopes of the club's first postseason berth since 1982.

The Cardinals' new home provided club single-game (67,139 vs. Dallas in the Arizona inaugural game) and single-season (472,937) attendance records (since broken) in the team's first autumn in Arizona.

On March 17, 1994, Bidwill announced his intention to change the name of the team to the Arizona Cardinals and it was adopted unanimously by vote of NFL owners the following week.

All the Cardinals' franchise attendance records have been established since moving to the desert. The record-setting inaugural season attendance total was eclipsed in 1994



**Jim Hart and Ottis Anderson are two of the all-time greats in Cardinals history. Hart holds the franchise career record with 34,639 passing yards, 209 TDs, 5,096 pass attempts and 2,590 completions. Anderson is the franchise leader in rushing yards with 7,999, 46 rushing TDs, 1,859 attempts and 34 100-yard games.**

when 497,330 fans, or 62,166 per game, spun the Sun Devil Stadium turnstiles. All of those attendance marks, however, have been eclipsed since the team moved into University of Phoenix Stadium.

The 1995 season marked another milestone when the Cardinals served as host team for Super Bowl XXX at Sun Devil Stadium on January 28, 1996.

The 1998 Arizona squad, one of the NFL's youngest but most exciting teams, ended the franchise's 15-year playoff drought. Under head coach Vince Tobin and led by former ASU quarterback Jake Plummer, the '98 Cardinals earned a Wild Card berth by winning their last three games in dramatic fashion and each by a field goal or less – a 20-17 overtime win at Philadelphia, a 19-17 home win vs. New Orleans, and a playoff-clinching 16-13 home win over San Diego. The final game ended when Chris Jacke nailed a 52-yard field goal as time expired to win the game before a sold-out crowd at Sun Devil Stadium. The next week saw the team notch its first postseason victory since 1947 with a 20-7 win over the Cowboys at Texas Stadium. The thrilling ride ended with a 41-21 loss at Minnesota in the divisional playoffs the next week.

The 2000 season proved pivotal to the Cardinals' franchise. On Election Day, November 7, 2000, voters in Maricopa County passed Proposition 302, the Tourism and Sports Initiative, to help fund a new stadium for the Cardinals, Fiesta Bowl, and future Super Bowls, in addition to provid-



**Cardinals safety Pat Tillman's #40 became the fifth jersey number in team history to be retired.**

ing revenue for Cactus League spring training baseball, tourism, and youth recreation. The 454,785 "yes" votes spelled a plurality of 33,123 votes (51.89 percent).

The attention of the sports world and beyond turned to Arizona safety Pat Tillman in 2002 when he quietly and nobly walked away from a lucrative career in pro football to enlist in the Army. Moved to action by the events of 9/11, Tillman joined the elite Army Rangers and in April of 2004 was killed while serving in Afghanistan.

His jersey number 40 became the fifth in team history to be retired.

In 2005, the Cardinals made NFL history by participating in the NFL's first-ever regular season game played outside the United States. On October 2, the Cards defeated the 49ers 31-14 before a record crowd of 103,467 in Mexico City's Estadio Azteca, the largest crowd ever to see an NFL regular season game.

The 2006 season marked the team's first at University of Phoenix Stadium, recognized by *BusinessWeek* as one of the 10 most impressive sports facilities in the world. Since then, the world-class venue has attracted record crowds for the franchise and all 20 home games (four preseason and 16 regular season) sold out long before the first two seasons began. On February 3, 2008, the stadium hosted Super Bowl XLII between the New York Giants and the New England Patriots in the most watched sporting event in television history.

## HALL OF FAMERS



The list of former Cardinals enshrined in the Pro Football Hall of Fame reached 16 in 2007 when safety Roger Wehrli was selected. The others are Charles Bidwill, Guy Chamberlin, Jim Conzelman, Dan Dierdorf, Paddy Driscoll, Walt Kiesling, Curly Lambeau, Dick "Night Train" Lane, Ollie Matson, Don Maynard, Ernie Nevers, Jackie Smith, Jim Thorpe, Charley Trippi, and Larry Wilson.

## AENEAS TO ENTER THE RING OF HONOR

### SIX-TIME PRO BOWL CORNERBACK TO BE INDUCTED NOV. 10

At the end of Aeneas Williams' first training camp with the then-Phoenix Cardinals, the rookie cornerback talked to defensive backs coach Jim Johnson, wondering if he had made the team.

Johnson, now the defensive coordinator for the Philadelphia Eagles, gave Williams the news that was obvious to everyone but Williams himself – not only had the cornerback made the team, he was a starter.

Williams held that spot for 10 seasons, 46 interceptions and six Pro Bowl appearances.

Now, the Cardinals plan to immortalize his name.

This season, Williams will become the 13th person put into the team's Ring of Honor. The induction ceremony will come Nov. 10, during halftime of the "Monday Night Football" game against San Francisco.

Williams, who said he was "surprised" by the gesture, was informed of the team's intentions in early May.

"Anytime an NFL organization decides to put your name somewhere in front of the public's eyes, it is truly surprising and truly a blessing," Williams said by phone from his home in St. Louis.

"We wanted to get a player in who recently finished his career, who looks like a Hall of Fame can-



didate, and we couldn't think of anyone better," team president Michael Bidwill said. "He was a fan favorite, an organizational favorite."

Williams finished his career with a four-year stint with the Rams, including a Super Bowl appearance. With 55 career interceptions, he is expected to be in the Hall of Fame discussion when he becomes eligible after the 2009 season.

Making the playoffs in 1998 was Williams' highlight as a Cardinal, he said. More than that, though, was his growth experience during his decade in the desert.

Williams could have left as a free agent after five years, but chose to remain in Arizona instead of going to Jacksonville. Both he and the team were ready to part when the Cards traded Williams to the Rams for a second- and a fourth-round pick on draft day, 2001.

"(At the end) it was time for a change, but my time in Arizona, I enjoyed it there," Williams said. "We may not have won all the games we wanted, but I met good people and always believed – and still believe – the Cardinals will be a team to reckon with."

There is some irony in Williams' date to enter the Ring of Honor. While doing it on "Monday Night



Football" seems obvious – "It's the big stage, and we wanted him to have a big platform," Bidwill said – it also is the first time since 1999 that the Cards have hosted the 49ers on Monday night.

The last time, Williams played a memorable role – delivering the hit on 49ers quarterback Steve Young that produced Young's career-ending concussion.

"The thing I remember, the first thing that popped into my mind, was (unknown backup) Jeff Garcia," Williams said. "We thought when Steve went out of the game, we had an advantage, and instead the young guy comes in and sustains enough of the momentum that I think they beat us (which the 49ers did, 24-10).

"I remember exactly coming in on one side on a blitz and (defensive back) J.J. McCleskey coming from the other side and remember praying for Steve and hoping he was OK."

Young, who is part of the ESPN "Monday Night Football" crew these days, might be there for Williams' big night. So too will Mike Martz, Williams' last NFL head coach who now is the 49ers' offensive coordinator.

Williams said it was too early for him to know how much of his family will attend the ceremony or which of his former teammates he would like to see there.



Bidwill said inductions into the Ring of Honor will be on a case-by-case basis and won't necessarily be an annual occurrence. After 10 original members were put there when University of Phoenix Stadium opened in 2006, Pat Tillman was added later that season.

Last year, Roger Wehrli was inducted in the same year as his Hall of Fame induction.

Now is Williams' turn.

Williams even played a part in getting University of Phoenix Stadium built; it was his record-tying 104-yard fumble return for a touchdown against the Redskins that helped spark an upset win two days before voters approved the stadium-funding bond.

The 40-year-old Williams, a pastor at a local St. Louis church with a car dealership in his home state of Louisiana, said he hasn't thought about his chances of getting into the Hall of Fame.

"My goal has always been to play the game where I reached my potential individually and to the best of my ability help us reach it collectively (as a team)," Williams said. "After that, all the accolades, the Ring of Honor, things like that, I had no clue.

"But I believed if I worked hard and was consistent each day and had the character to match the performance, ultimately good things would happen."

**WILLIAMS CAREER STATS**

Year	Team	GP/GS	Interceptions				
			Int.	Yds	Lq	Avg.	TD
1991	Phx	16/15	6	60	32	10.0	0
1992	Phx	16/16	3	25	23	8.3	0
1993	Phx	16/16	2	87	46t	43.5	1
1994	Ariz	16/16	9	89	43	9.9	0
1995	Ariz	16/16	6	86	48t	14.3	2
1996	Ariz	16/16	6	89	65t	14.8	1
1997	Ariz	16/16	6	95	42t	15.8	2
1998	Ariz	16/16	1	15	15	15.0	0
1999	Ariz	16/16	2	5	8	2.5	0
2000	Ariz	16/16	5	102	48	20.4	0
2001	StL	16/16	4	69	42t	17.2	2
2002	StL	6/6	1	3	3	3.0	0
2003	StL	16/16	4	82	46t	20.5	1
2004	StL	13/10	0	0	0	0.0	0
<b>Total</b>		<b>220/174</b>	<b>55</b>	<b>807</b>	<b>65t</b>	<b>14.7</b>	<b>9</b>

## ALL-TIME ALPHABETICAL ROSTER

<b>A</b>			
Acker, Bill (DT), Texas.....	1980-81	Baty, Greg (TE), Stanford.....	1988
Adams, Henry (C), Pittsburgh.....	1939	Bausch, Jim (B), Kansas.....	1933
Adams, Michael (CB), Louisiana-Lafayette.....	2007-	Bavaro, David (LB), Syracuse.....	1990
Adams, Michael (CB), Arkansas State.....	1989	Baxley, Rob (T), Iowa.....	1992-93
Agee, Sam (B), Vanderbilt.....	1938-39	Baxter, Jarrod (FB), New Mexico.....	2005
Ahrens, Dave (LB), Wisconsin.....	1961-84	Bayless, Martin (DB), Bowling Green.....	1984
Albert, Sergio (K), U.S. International.....	1974	Baynham, Craig (RB), Georgia Tech.....	1972
Albrecht, Art (T), Wisconsin.....	1943	Beach, Pat (TE), Washington.....	1993
Aldrich, Ki (C), Texas Christian.....	1939-40, '43	Beat, Norm (DB), Missouri.....	1962
Aldridge, Melvin (S), Murray State.....	1995	Beathard, Pete (QB), Southern California.....	1970-71
Alexander, Brent (DB), Tennessee State.....	1994-97	Beatty, Chuck (DB), North Texas State.....	1972
Alford, Mike (C), Auburn.....	1965	Beauchamp, Al (LB), Southern.....	1976
Allen, Carl (DB), Southern Mississippi.....	1977-82	Beckman, Tom (DE), Michigan.....	1972
Allen, Ed (E), Creighton.....	1928	Bedford, Vance (CB), Texas.....	1982
Allen, Ian (T), Purdue.....	2005	Beinor, Ed (E), Notre Dame.....	1940-41
Allen, Jeff (DB), Iowa State.....	1971	Beisel, Monty (LB), Kansas State.....	2006-
Allerman, Kurt (LB), Penn State.....	1977-80, '82-84	Belden, Charles (B), None.....	1929-31
Allison, Henry (T), San Diego State.....	1975-77	Bell, Anthony (LB), Michigan State.....	1986-90
Alton, Joe (T), Oklahoma.....	1942, '44	Bell, Bob (DE), Cincinnati.....	1974-78
Alvord, Steve (DT), Washington.....	1987-88	Bell, Gordon (RB), Michigan.....	1978-79
Anderson, Charley (E), Louisiana Tech.....	1956	Bell, Marcus (DT), Memphis.....	2001-03
Anderson, Cliff (E), Indiana.....	1952-53	Bell, Mark (WR), Colorado State.....	1981
Anderson, Damien (RB), Northwestern.....	2002-05	Belton, Willie (RB), Maryland State.....	1973-74
Anderson, Donny (RB), Texas Tech.....	1972-74	Bennett, Charles (B), None.....	1933
Anderson, Ed (E), Notre Dame.....	1922-25	Bennett, Tommy (S), UCLA.....	1996-2000
Anderson, Otis (RB), Miami (Fla.).....	1979-86	Bergen, Adam (TE), Lehigh.....	2005-06
Anderson, Ronnie (WR), Allegheny College (Pa.).....	1998	Berger, Mitch (P), Colorado.....	1903
Anderson, Steve (WR), Grambling State.....	1995-96	Bergerson, Gil (T), Oregon State.....	2007
Anderson, Tazwell (E), Georgia Tech.....	1961-64	Bergold, Scott (DT), Wisconsin.....	1985-86
Anderson, Warren (WR), West Virginia State.....	1978	Bernardi, Frank (B), Colorado.....	1955-57
Andros, Plato (G), Oklahoma.....	1947-50	Berquist, Jay (G), Nebraska.....	1927
Angle, Bob (B), Iowa State.....	1950	Berry, Bertrand (DE), Notre Dame.....	2004-
Angsman, Elmer (B), Notre Dame.....	1946-52	Berry, Gil (B), Illinois.....	1935
Apolskis, Ray (T), Marquette.....	1941-42, '45-50	Bertagnoli, Libero (G), Washington (Mo.).....	1942, '45
Arapostathis, Evan (PK), Eastern Illinois.....	1986	Bessilieu, Don (S), Georgia Tech.....	1982
Arms, Lloyd (G), Oklahoma A&M.....	1946-48	Beuerlein, Steve (QB), Notre Dame.....	1993-94
Arneson, Mark (LB), Arizona.....	1972-80	Bienemann, Troy (TE), Washington State.....	2007-
Arrington, J.J. (RB), California.....	2005-	Bienemann, Tom (E), Drake.....	1951-56
Arterburn, Elmer (B), Texas Tech.....	1954	Bilbo, Jon (T), Mississippi.....	1938-39
Ashton, Josh (RB), Tulsa.....	1975	Bird, Steve (WR), Eastern Kentucky.....	1983-84
Atkins, Robert (DB), Grambling.....	1968-69	Birdsong, Carl (P), Southwestern Oklahoma State.....	1981-85
Atkinson, Jess (K), Maryland.....	1985	Birlam, Keith (B), San Jose State.....	1939
Auer, Howard (T), Michigan.....	1933	Black, Tim (LB), Baylor.....	1977
Audick, Dan (G), Hawaii.....	1977, '83	Blackburn, Bill (C), Rice.....	1946-50
Austin, Kent (QB), Mississippi.....	1986	Blackstock, Darryl (LB), Virginia.....	2005-07
Await, Robert (TE), San Diego State.....	1987-89	Blackwell, Hal (B), South Carolina.....	1945
Ayanbadejo, Obalemi (FB), San Diego State.....	2004-06	Blair, Stanley (CB), Southeastern Oklahoma State.....	1990
		Blake, Jeff (QB), East Carolina.....	2003
		Blanchard, Cary (K), Oklahoma State.....	2000-01
		Blazine, Tony (T), Illinois Wesleyan.....	1935-40
		Bliss, Homer (G), Washington & Jefferson.....	1928
		Blount, Eric (RB/KR), North Carolina.....	1992-93
		Blumenthal, Morris (B), Northwestern.....	1925
		Blumer, Herb (E), Missouri.....	1925-30, '33
		Bock, Wayne (T), Illinois.....	1957
		Bogue, George (B), Stanford.....	1930
		Bohlmann, Frank (G), Marquette.....	1942
		Bohm, Ron (DT), Illinois.....	1987
		Bojovic, Novo (K), Central Michigan.....	1985
		Boldin, Anquan (WR), Florida State.....	2003-
		Bollinger, Brian (G), North Carolina.....	1994
		Bonelli, Ernie (B), Pittsburgh.....	1945
		Bonner, Sherrick (QB), California State-Northridge.....	1999
		Booth, Clarence (T), Southern Methodist.....	1943
		Booty, John (DB), Texas Christian.....	1993
		Borum, Jarvis (T), North Carolina State.....	2001-02
		Boso, Cap (TE), Illinois.....	1986
		Bostic, Joe (T), Clemson.....	1979-89
		Boston, David (WR), Ohio State.....	1999-02
		Bouie, Kevin (RB), Mississippi State.....	1997
		Bova, Tony (E), St. Francis.....	1944
		Bowers, Andy (DE), Utah.....	2001-02
		Boyette, Garland (LB), Grambling State.....	1962-63
		Boyd, Bill (B), Westminster (Mo.).....	1930-31
		Boyd, Shane (QB), Kentucky.....	2006
		Boydston, Max (E), Oklahoma.....	1955-58
		Braden, Dave (G), Marquette.....	1945
		Bradford, Ronnie (CB), Colorado.....	1996
		Bradley, Bill (DB), Texas.....	1977
		Bradley, Dave (G), Penn State.....	1972
		Bradley, Hal (E), Elon.....	1938-39
		Bradley, Hal (G), Iowa.....	1928
		Bradley, Melvin (LB), Arkansas.....	1999
<b>B</b>			
Babartsky, Al (T), Fordham.....	1938-39, '41-42		
Badaczewski, John (G), Western Reserve.....	1948		
Badger, Brad (T), Stanford.....	2007		
Bagdon, Ed (G), Michigan State.....	1950-51		
Bailey, Claron 'Monk' (DB), Utah.....	1964-65		
Bailey, Johnny (RB/KR), Texas A&I.....	1992-93		
Bailey, Rodney (DE), Ohio State.....	2007		
Baker, Al (DE), Colorado State.....	1983-86		
Baker, Charles (LB), New Mexico.....	1980-87		
Baker, Conway (T), Centenary.....	1936-43, '45		
Baker, Mel (WR), Texas Southern.....	1976		
Baker, Roy (B), Southern California.....	1929-30		
Baker, Tony (RB), East Carolina.....	1989		
Bakken, Jim (K), Wisconsin.....	1962-78		
Balasz, Frank (B), Iowa.....	1941, '45		
Banks, Tom (C), Auburn.....	1971-80		
Banks, Mike (TE), Iowa State.....	2002-03		
Bankston, Michael (DL), Sam Houston State.....	1992-97		
Banonis, Vince (C), Detroit.....	1942, '46-50		
Barber, Mike (WR), Marshall.....	1989		
Barefield, John (LB), Texas A&I.....	1978-80		
Barnes, Lawrence (RB), Tennessee State.....	1978		
Barnes, Mike (DB), Texas-Arlington.....	1967-68		
Barnes, Pete (LB), Southern.....	1973-75		
Barni, Roy (B), San Francisco.....	1952-53		
Barre, Mike (P), Rutgers.....	2007		
Barrett, David (CB), Arkansas.....	2000-03		
Barrie, Sebastian (DT), Liberty.....	1994		
Barry, Norm (B), Notre Dame.....	1921		
Barry, Paul (B), Tulsa.....	1954		
Bates, Mario (RB), Arizona State.....	1998-99		
Bates, Theodore (LB), Oregon State.....	1960-62		

# CLUB HISTORY

Braham, Rich (G/T), West Virginia.....	1994
Brahaney, Tom (C), Oklahoma.....	1973-81
Braidwood, Charles (E), Tennessee-Chatanooga.....	1932
Branch, Alan (DT), Michigan.....	2007-
Braxton, David (LB), Wake Forest.....	1990-93
Breaston, Steve (WR), Michigan.....	2007-
Bredde, Bill (B), Oklahoma A&M.....	1954
Brennan, Mike (G), Notre Dame.....	1991
Brennan, Willis (T), None.....	1920-27
Brett, Ed (E), Washington State.....	1936
Brettschneider, Carl (LB), Iowa State.....	1956-59
Bridges, Jeremy (T), Southern Mississippi.....	2004-05
Brim, Michael (CB), Virginia Union.....	1988
Britton, Earl (B), Illinois.....	1929
Brock, Fred (WR), Southern Mississippi.....	1996-98
Bronson, John (TE/FB), Penn State.....	2005-2006
Brooks, Carlos (DB), Bowling Green.....	1995
Brooks, Ethan (T), Williams (Mass.).....	2000
Brooks, Jonathan (LB), Clemson.....	1980
Brooks, Leo (DE), Texas.....	1973-76
Brosky, Al (B), Illinois.....	1954
Brown, Chadrick (DE), Mississippi.....	1993-95
Brown, Chuck (C/G), Houston.....	1979-80
Brown, Dave (QB), Duke.....	1996-2001
Brown, Derek (TE), Notre Dame.....	1999-00
Brown, Eiton (G), Virginia.....	2005-
Brown, Hardy (LB), Tulsa.....	1956
Brown, Ivory Lee (RB), Arkansas-Pine Bluff.....	1991-92
Brown, J.B. (DB), Maryland.....	1998
Brown, Lance (DB), Indiana.....	1995-96
Brown, Levi (T), Penn State.....	2007-
Brown, Lomas (T), Florida.....	1996-98
Brown, Milford (G), Florida State.....	2006
Brown, Ralph (CB), Nebraska.....	2007-
Brown, Ray (T), Arkansas State.....	1986-88
Brown, Robert (TE), Alcorn A&M.....	1969-70
Brown, Rod (FB), North Carolina State.....	1997-98
Brown, Ron (WR) Colorado.....	1987
Brown, Rush (DT), Ball State.....	1980-83
Brown, Terry (DB), Oklahoma State.....	1969-70
Brown, Theotis (RB), UCLA.....	1979-81
Brubaker, Dick (E), Ohio State.....	1955, '57
Bruckner, Les (B), Michigan State.....	1945
Brumm, Don (DE), Purdue.....	1963-69, '72
Brunner, Scott (DB), Delaware.....	1985
Bryan, Jon (B), Chicago.....	1922
Bryant, Charlie (RB), Allen (S.C.).....	1966-67
Bryant, Chuck (E), Ohio State.....	1962
Bryant, Wendell (DT), Wisconsin.....	2002-04
Buck, Mike (QB), Maine.....	1995
Buckeye, Garland (T), None.....	1920-24
Bucklin, Tom (B), Idaho.....	1927
Buczkowski, Bob (DT), Pittsburg.....	1989
Bukant, Joe (B), Washington (Mo.).....	1942-43
Bulger, Chet (T), Auburn.....	1942-43, 45-49
Bullman, Tim (DT), Boston College.....	2005
Burch, John (RB), Tennessee-Martin.....	1989
Burke, Anthony (DT), Minnesota.....	1987
Burke, Thomas (DE), Wisconsin.....	1999-02
Burkett, Jeff (E), Louisiana State.....	1947
Burf, Alex (B), Colorado A&M.....	1956
Burnett, Ray (B), None.....	1938
Burnett, Victor (DE), Fresno State.....	1987
Burns, Leon (RB), California State-Long Beach.....	1972
Burnstein, Brent (DT), Arizona State.....	1997
Burson, Jim (DB), Auburn.....	1963-67
Burton, Ron (LB), North Carolina.....	1989
Bush, Steve (TE), Arizona State.....	2001-03
Busler, Ray (T), Marquette.....	1940-41, '45
Busse, Ellis (B), Chicago.....	1929
Butler, Jim (RB), Edward Waters (Fla.).....	1972
Butler, John (B), Tennessee.....	1944
Butler, Kevin (K), Georgia.....	1996-97
Butts, Ed (B), Chico State.....	1929
Butz, Dave (DE), Purdue.....	1973-74
Cahill, Ron (B), Holy Cross.....	1943
Cain, Jim (E), Alabama.....	1949
Cain, J.V. (WR/TE), Colorado.....	1974-77
Caldwell, Mike (LB), Middle Tennessee State.....	1997
Camarillo, Rich (P), Washington.....	1989-93
Campana, Al (B), Youngstown State.....	1953
Campbell, Bill (G), Oklahoma.....	1945-49
Campbell, Mark (DT), Florida.....	1997
Cantor, Leo (B), UCLA.....	1945
Cantu, Rolando (G), ITESM Monterrey.....	2005-06
Carey, Joe (G), None.....	1920
Carlson, Hal (G), DePaul.....	1937
Carpenter, Chad (WR), Washington State.....	1937-39
Carpenter, Steve (DB), Western Illinois.....	1981
Carr, Jim (B), Morris Harvey.....	1955, '57
Carr, Lydell (FB), Oklahoma.....	1989
Carrell, Duane (P), Florida State.....	1977
Carter, Carl (CB), Texas Tech.....	1986-89
Carter, Dyshod (CB), Kansas State.....	2004-05
Carter, Joe (E), Southern Methodist.....	1945
Carter, Pat (TE), Florida State.....	1996-97
Carter, Ross (G), Oregon.....	1936-39
Carter, Willie (B), Tennessee State.....	1953
Case, Stoney (QB), New Mexico.....	1995-98
Castelle, Tim (FB), Alabama.....	2007-
Cater, Greg (P), Tennessee-Chattanooga.....	1986-87
Caywood, Les (G), St. John's (N.Y.).....	1936
Cecil, Chuck (FS), Arizona.....	1993
Celestin, Oliver (SS), Texas Southern.....	2007-
Centers, Larry (RB), Stephen F. Austin.....	1990-98
Chamberlin, Guy (C), Nebraska.....	1927
Chandler, Al (TE), Oklahoma.....	1978-79
Chandler, Chris (DB), Washington.....	1991-93
Chapura, Dick (DT), Missouri.....	1990
Charpier, Len (B), Illinois.....	1921
Chappell, Leon (G), None.....	1920-21
Chavous, Corey (DB), Vanderbilt.....	1998-2001
Cheatham, Lloyd (QB), Auburn.....	1942
Cherry, Ed (B), Hardin-Simmons.....	1938-39
Chickillo, Nick (G), Miami (Fla.).....	1953
Childress, Joe (RB), Auburn.....	1960, '62-65
Childs, Jim (WR), California Poly-San Luis Obispo.....	1978-80
Chilton, Gene (C), Texas.....	1986-87
Chisick, Andy (C), Villanova.....	1940-41
Christenson, Marty (B), Minnesota.....	1940
Christman, Paul (QB), Missouri.....	1945-49
Christopherson, Ryan (FB), Wyoming.....	1996
Ciccione, Ben (C), Duquesne.....	1942
Clancy, Kendrick (DT), Mississippi.....	2005
Clancy, Sean (LB), Amherst.....	1979-80
Clark, Beryl (B), Oklahoma.....	1940
Clark, Bill (G), None.....	1920
Clark, Charles (G), Harvard.....	1924
Clark, Ernie (LB), Michigan State.....	1968
Clark, Gary (WR), James Madison.....	1993-94
Clark, Jessie (RB), Arkansas.....	1988-89
Clark, Jon (T), Temple.....	1998-00
Clark, Randy (C), Northern Illinois.....	1980-86
Clasby, Bob (DE), Notre Dame.....	1986-90
Clatt, Corwin (B), Notre Dame.....	1948-49
Claypool, Ralph (C), Purdue.....	1925-26, '28
Clayton, Ralph (WR), Michigan.....	1981
Clement, Anthony (T), Southwestern Louisiana.....	1998-04
Clement, John (B), Southern Methodist.....	1941
Cobb, Tom (T), Arkansas.....	1931
Cobbins, Lyron (LB), Notre Dame.....	1997
Cochran, Antonio (DE), Georgia.....	2005
Cochran, John (B), Wake Forest.....	1947-50
Coder, Ron (G), Penn State.....	1980-81
Cody, Mac (WR), Memphis.....	1999-00
Coffee, Jim (B), Louisiana State.....	1937-38
Colbert, Randy (DB), Lamar.....	1977
Coleman, Ben (T/G), Wake Forest.....	1993-95
Coleman, Sidney (LB), Southern Mississippi.....	1991
Colhouer, Jake (G), Oklahoma A&M.....	1946-48
Collier, Tim (CB), East Texas State.....	1980-81
Collins, George (C), Georgia.....	1978-82
Collins, Paul (B), Missouri.....	1945
Combs, Chris (TE), New Mexico.....	1980-81
Compton, Ogden (QB) Hardin-Simmons.....	1955
Conley, Steve (LB), Kansas.....	1972
Conoly Bill (G), Texas.....	1946
Conrad, Bobby Joe (FL), Texas A&M.....	1960-68
Cook, Dave (B), Illinois.....	1934-36
Cook, Edward (G-T), Notre Dame.....	1960-65
Cook, Michael (T), Boston College.....	2001
Coomer, Joe (T), Stephen F. Austin.....	1947-49
Cooper, Chris (DE), Nebraska-Omaha.....	2006-07
Coppage, Al (E), Oklahoma.....	1940-42
Cosner, Don (B), Montana State.....	1939
Cotton, Barney (G), Nebraska.....	1980-82
Cousins, Jomo (DE), Florida A&M.....	1998
Cowan, Larry (RB), Jackson State.....	1987
Cowhig, Jerry (B), Notre Dame.....	1950

(All-Time Alphabetical Roster continued on page 310)

*(All-Time Alphabetical Roster continued from page 309)*

Crangle, John (B), Illinois.....	1923	Dorris, Andy (DE), New Mexico State.....	1973
Crass, Bill (B), Louisiana State.....	1937	Douds, Forrest (T), Washington & Jefferson.....	1932
Craighton, Milan (E), Arkansas.....	1931-37	Dougherty, Phil (C), Santa Clara.....	1938
Crenshaw, Willis (FB), Kansas State.....	1964-69	Dove, Bob (E), Notre Dame.....	1948-53
Criswell, Kirby (DE), Kansas.....	1980-81	Dowdell, Marcus (WR), Tennessee State.....	1995-96
Crittendon, John (E), Wayne State.....	1954	Dowell, Gwyn (B), Texas Tech.....	1935-36
Croom, Larry (RB), Nevada-Las Vegas.....	2004	Dowling Pat (E), DePaul.....	1929
Cross, Bill (B), West Texas State.....	1951-53	Downs, Michael (FS), Rice.....	1989
Cross, Bob (T), Stephen F. Austin.....	1958-59	Doyle, Ted (E), Nebraska.....	1944
Crow, John David (RB), Texas A&M.....	1958-64	Drake, Kevin (WR), Alabama-Birmingham.....	1998
Crow, Lindon (DB), Southern California.....	1955-57	Drake, Jerry (DT), Hastings (Nebr.).....	1995-00
Crowder, Earl (B), Oklahoma.....	1939	Driscoll, John "Paddy" (B), Northwestern.....	1920-25
Crum, Bob (DE), Arizona.....	1974	Driskill, Joseph (DB), Northeast Louisiana.....	1960-61
Crump, Dwayne (DB), Fresno State.....	1973-76	Druis, Al (B), Temple.....	1945-46
Cuff, Ward (B), Marquette.....	1946	Duda, Mark (DT), Maryland.....	1983-87
Culpepper, Edward (G), Alabama.....	1958-60	Duerson, Dave (DB), Notre Dame.....	1991-93
Cunningham, Ed (C), Washington.....	1992-95	Dugan, Len (C), Wichita.....	1937-39
Cunningham, Eric (G), Penn State.....	1980	Duggan, Gil (T), Oklahoma.....	1942-43, '45
Cunningham, Rick (T), Texas A&M.....	1992-94	Duggins, George (E), Purdue.....	'94
Cuzzo, Gary (QB), Virginia.....	1972	Dukes, Jamie (C), Florida State.....	1995
Cuppolletti, Bree (G), Oregon.....	1934-38	Dulin, Gary (DE), Ohio State.....	1986-87
Curcillo, Tony (B), Ohio State.....	1953	Dunbar, Karl (DE), Louisiana State.....	1994-95
Curran, Harry (B), Boston College.....	1920-21	Duncan, Clyde (WR), Tennessee.....	1984-85
Currie, Herschel (DB), Oregon State.....	1994	Duncan, Tim (K), Oklahoma.....	2002-03
Currian, Don (E), Boston College.....	1943	Duncum, Bobby (T), West Texas State.....	1968
Curry, Clarence (CB), Villanova.....	2004	Durn, Joe (B), Marquette.....	1925-26
Curtis, Travis (FS), West Virginia.....	1987-88	Dunstan, Elwyn (T), Portland.....	1938-39
Curzon, Harry (B), None.....	1928	Duren, Clarence (S), California.....	1973-76
<b>D</b>			
Daanen, Jerry (WR), Miami (Fla.).....	1968-70	Durko, John (E), Albright.....	1945
Daddio, Bill (E), Pittsburgh.....	1941-42	Dwyer, Nate (DT), Kansas.....	2002
Dafney, Bernard (G), Tennessee.....	1995	Dye, Ernest (G), South Carolina.....	1993-96
Dahms, Tom (T), San Diego State.....	1956	<b>E</b>	
Daniels, Jerome (G), Northeastern.....	1997-99	Eason, Nijirel (DB), Arizona State.....	2002
Dansby, Carlos (LB), Auburn.....	2004	Eaton, Tracey (S), Portland State.....	1990
Darby, Matt (S), UCLA.....	1996-97	Ebfl, Ray (E), Notre Dame.....	1942
Dardar, Ramsey (DT), Louisiana State.....	1983-84	Echols, Fate (T), Northwestern.....	1962-63
Darling, James (LB), Washington State.....	2003	Eckl, Bob (T), Wisconsin.....	1945
Davey, Rohan (RB), Louisiana State.....	2005	Edwards, Anthony (WR), New Mexico Highlands.....	1991-98
Davids-Garrido, Norberto (T), Southern California.....	2000	Edwards, Cid (RB), Tennessee State.....	1968-71
Davidson, Joe (G), Colgate.....	1928	Edwards, Eric (TE), Louisiana State.....	2004-05
Davis, Bill (T), Texas Tech.....	1940-41	Egan, Dick (E), Wilmington.....	1920-23
Davis, Billy (DB), Clemson.....	1984	Eggers, Doug (LB), South Dakota State.....	1958
Davis, Cedric (CB), Tennessee State.....	1995	Eikenberg, Charles (QB), Rice.....	1948
Davis, Charlie (DT), Texas Christian.....	1975-79	Eliopoulos, Jim (LB), Wyoming.....	1983
Davis, Dexter (DB), Clemson.....	1991-93	Elkins, Fait (B), Marshall.....	1939
Davis, Greg (K), Citadel.....	1991-96	Ellington, Dante (T), Alabama.....	2009
Davis, Jerry (B), Southeast Louisiana.....	1948-51	Ellis, Walt (T), Detroit.....	1926-27
Davis, Leonard (T), Texas.....	2001-06	Elstrom, Marv (B), Oklahoma.....	1936
Davis, Paul (LB), North Carolina.....	1983	Elzey, Charles (C), Southern Mississippi.....	1960-61
Davis, Ray "Hermit" (E), Birmingham-Southern.....	1935	Elwell, Jack (E), Purdue.....	1962
Davis, Reuben (DE), North Carolina.....	1992-93	Emerson, Vernon (T), Minnesota-Duluth.....	1969-71
Davis, Ron (DE), Virginia State.....	1973	Engelbretsen, Paul (G), Northwestern.....	1933
Davis, Russell (DT), North Carolina.....	2000-05	England, Eric (DE), Texas A&M.....	1994-96
Davis, Wayne (LB), Alabama.....	1987-88	Erich, Steve (G), Marquette.....	1945
Dawson, Doug (G), Texas.....	1984-86	Erickson, Hal (B), Washington & Jefferson.....	1925-28
Dawson, Mike (DT), Arizona.....	1976-82	Erickson, Mickey (C), Northwestern.....	1930-31
Day, Thomas (G), North Carolina A&T.....	1960	Esiason, Boomer (QB), Maryland.....	1996
DeCorneval, Bill (B), Northwestern.....	1947-48	Esser, Clarence (E), Wisconsin.....	1947
DeGraffenreid, Allen (CL), Vanderbilt.....	1997-98	Etcheverry, Sam (QB), Denver.....	1961-62
Delevan, Burf (T), Pacific.....	1955-56	Euhus, Tim (TE), Oregon State.....	2007
Del Greco, Al (K), Auburn.....	1987-90	Evans, Dick (E), Iowa.....	1940-43
DeMarco, Bob (G/C), Dayton.....	1961-69	Evans, Earl (T), Harvard.....	1925
DesJardien, Paul (G), Chicago.....	1920	Evans, Scott (DL), Oklahoma.....	1991
Deskin, Versil (E), Drake.....	1935-39	<b>F</b>	
DeStefano, Fred (B), Northwestern.....	1924-25	Failing, Fred (G), Central Junior College (Kan.).....	1930
Detwiler, Chuck (S), Utah State.....	1973	Fain, Richard (DB), Florida.....	1991
Devlin, Mike (C), Iowa.....	1996-99	Fanuoli, Ledio (T), Fresno State.....	1954
Dewell, Bill (E), Southern Methodist.....	1940-41, '45-49	Fann, Chad (TE), Florida A&M.....	1993-95
Dexter, James (T), South Carolina.....	1996-99	Farmer, Ted (RB), Oregon.....	1978
Diamond, Lorenzo (TE), Auburn.....	2003-04	Farr, Miller (DB), Wichita State.....	1970-72
DiBernardo, Rick (LB), Notre Dame.....	1986	Fatafeh, Mario (DT), Kansas State.....	2001-02
Dickson, Paul (DT), Baylor.....	1971	Faulk, Trev (LB), Louisiana State.....	2002-03
Diehl, Charles (G), Idaho.....	1930-31	Faulkner, Jeff (DE), Southern.....	1991-92
Dierdorf, Dan (G/T), Michigan.....	1971-83	Faust, George (B), Minnesota.....	1939
Dill, Scott (T), Memphis State.....	1988-89	Favron, Calvin (LB), Southeast Louisiana.....	1979-82
Dimancheff, Babe (B), Purdue.....	1947-50	Feagles, Jeff (P), Miami (Fla.).....	1994-97
Dishman, Chris (G), Nebraska.....	1997-2003	Ferrell, Earl (RB), East Tennessee State.....	1982-89
Dittrich, John (G), Wisconsin.....	1956	Ferri, Diamond (RB) Syracuse.....	2006
Dobler, Conrad (G), Wyoming.....	1972-77	Ferry, Lou (T), Villanova.....	1951
Dockett, Darnell (DT), Florida State.....	2004	Field, Amod (WR), Montclair State.....	1990-91
Donckers, Bill (QB), San Diego State.....	1976-77	Field, Doak (LB), Baylor.....	1982
Doonan, John (B), Georgetown.....	1947-48		

# CLUB HISTORY

Field, Harry (T), Oregon State .....	1934-36	Graham, Aaron (C), Nebraska .....	1996-99
Fife, Ralph (G), Pittsburgh .....	1942, '45	Graham, Al (G), None .....	1932-33
Fina, John (T), Arizona .....	2002	Graham, Kent (OB), Ohio State .....	1996-97
Finn, Bernie (B), Holy Cross .....	1932	Gramatica, Bill (K), South Florida .....	2001-03
Finnie, Roger (T), Florida A&M .....	1973-76	Granger, Charles (G/T), Southern .....	1961
Finnin, Tom (T), Detroit .....	1957	Grant, Hugh (B), St. Mary's (Calif.) .....	1928
Fischer, Bill (T), Notre Dame .....	1949-53	Gray, Cecil (G/T), North Carolina .....	1995
Fischer, Pat (DB), Nebraska .....	1961-67	Gray, Earnest (WR), Memphis State .....	1985
Fisher, Ev (B), Santa Clara .....	1938-39	Gray, Ken (G), Howard Payne .....	1958-69
Fisher, Levar (LB), North Carolina State .....	2002-04	Gray, Mel (WR), Missouri .....	1971-82
Fisher, Mike (WR), Baylor .....	1981	Gray, Oscar (FB), Arkansas .....	1995
Fiske, Max (B), DePaul .....	1937	Gray, Tim (DB), Texas A&M .....	1975
Fitzgerald, Larry (WR), Pittsburgh .....	2004-	Graybill, Mike (T), Boston University .....	1990
Fitzgibbon, Paul (B), Creighton .....	1928	Green, Eric (CB), Virginia Tech .....	2005-
Flagler, Terrence (RB), Clemson .....	1990-91	Green, Roy (DB/WR), Henderson State .....	1979-90
Flanagan, Latham (E), Carnegie Tech .....	1931	Greene, Doug (DB), Texas A&I .....	1978
Fleming, Antonio (G), Georgia .....	1998	Greene, Ed (E), Loyola (Ill.) .....	1926-27
Flenniken, Max (B), Geneva .....	1930	Greene, Frank (B), Tulsa .....	1934
Florence, Paul (E), Loyola (Ill.) .....	1920	Greene, Ken (DB), Washington State .....	1978-82
Floyd, Eric (G), Auburn .....	1995	Greer, Curtis (DE), Michigan .....	1980-86
Floyd, John (WR), Northeast Louisiana .....	1981	Greisen, Chris (OB), Northwest Missouri State .....	1999-01
Folston, James (LB), Northeast Louisiana .....	1999-2001	Griffin, Bob (C/G), Arkansas .....	1961
Folz, Art (B), Chicago .....	1923-25	Griffin, Jeff (CB), Utah .....	1981-85
Forney, Phil (LB), East Tennessee State .....	1987	Griffith, Homer (B), Southern California .....	1934
Foster, Larry (WR), Louisiana State .....	2003	Griffith, Robert (FS), San Diego State .....	2005-06
Foster, Ralph (T), Oklahoma A&M .....	1945-46	Grigas, John (B), Holy Cross .....	1943-44
Fox, Chas (WR), Furman .....	1986	Groom, Jerry (C), Notre Dame .....	1951-55
Francis, Gene (B), Chicago .....	1926	Grooms, Elois (DE), Tennessee Tech .....	1982-85
Francisco, Aaron (S), Brigham Young .....	2005-	Grosvenor, George (B), Colorado .....	1936-37
Franklin, George (RB), Texas A&I .....	1977-78	Gruttadauria, Mike (C), Central Florida .....	2000-02
Fredrickson, Rob (LB), Michigan State .....	1999-02	Guglielmi, Ralph (OB), Notre Dame .....	1981
Fritsch, Ernest (C), Detroit .....	1960	Guiry, Kevin (CB), Louisiana State .....	1989
Fugler, Dick (T), Tulane .....	1954	Guynes, Thomas (T), Michigan .....	1997-98
Fuller, Frank (DT), Kentucky .....	1959-62		
Fuller, Larry (B), None .....	1945		
Furret, Will (OB), Virginia Tech .....	1993		
<b>G</b>			
Gaines, Wendall (TE/DT), Oklahoma State .....	1994-95	Haayer, Adam (G/T), Minnesota .....	2005
Gainor, Charles (E), North Dakota .....	1939	Hackbart, Dale (DB), Wisconsin .....	1971-72
Gallery, Jim (K), Minnesota .....	1987	Haid, Gary (DT), Minnesota .....	1989
Galloway, David (DT), Florida .....	1982-89	Hairston, Carl (DT), Maryland-Eastern Shore .....	1990
Gambrell, Billy (E), South Carolina .....	1963-67	Hall, John (B), Texas Christian .....	1940-41, '43
Gandy, Mike (T), Notre Dame .....	2007-	Hall, Ken (RB), Texas A&M .....	1959, 61
Garcia, Mark (DT), Western Michigan .....	1987-88	Halloran, Shawn (OB), Boston College .....	1987
Garcia, Frank (G/C), Washington .....	2003	Halstrom, Bernie (B), Illinois .....	1920-21
Garlich, Chris (LB), Missouri .....	1979	Hambbrick, Troy (RB), Savannah State .....	2004
Garza, Sammy (QB), Texas-El Paso .....	1987	Hamilton, Lawrence (WR), Stephen F. Austin .....	2004
Gasparella, Joe (B), Notre Dame .....	1951	Hammack, Malcolm (RB), Florida .....	1955, 57-66
Gaut, Prentice (RB), Oklahoma .....	1961-67	Hammond, Gary (WR), Southern Methodist .....	1973-76
Gay, Bill (B), Notre Dame .....	1951-52	Handler, Phil (G), Texas Christian .....	1930-36
Gedney, Chris (TE), Syracuse .....	1997-98, '00	Hanke, Carl (E), Minnesota .....	1924
Gehrke, Fred (B), Utah .....	1950	Hanlon, Bob (B), Loras .....	1948
Getbaugh, Stan (QB), Maryland .....	1991	Hansen, Cliff (B), Luther .....	1933
George, Steve (DT), Houston .....	1974	Hanson, Homer (G), Kansas State .....	1935-36
Gerl, Joe (B), Georgia .....	1952	Harder, Pat (B), Wisconsin .....	1946-50
German, Jim (B), Centre .....	1940	Hardy, Darryl (LB), Tennessee .....	1994-95
Gersbach, Carl (LB), West Chester State .....	1976	Hardy, Jim (B), Southern California .....	1949-51
Ghersanich, Vernon (G), Auburn .....	1943	Hardy, Terry (TE), Southern Mississippi .....	1998-2001
Gibbons, Austin (C), DePaul .....	1929	Hargrove, Jim (LB), Howard Payne .....	1971-72
Giblin, Robert (DB), Houston .....	1977	Harmon, Ham (C), Tulsa .....	1937
Gilbert, Freddie (DE), Georgia .....	1989	Harrell, Willard (RB), Pacific .....	1978-84
Gilchrist, George (T), Tennessee State .....	1953	Harrington, Perry (RB), Jackson State .....	1984-85
Gill, Randy (LB), San Jose State .....	1978	Harris, Bob (LB), Auburn .....	1983-85
Gillen, John (LB), Illinois .....	1981-82	Harris, Ike (WR), Iowa State .....	1975-77
Gillette, Walker (WR), Richmond .....	1972-73	Harris, Kenny (DB), North Carolina State .....	1997
Gilliam, John (WR), South Carolina State .....	1969-71	Harris, Odie (DB), Sam Houston State .....	1992-94
Gillies, Fred (T), Cornell .....	1920-28	Harris, Quentin (DB), Syracuse .....	2002-05
Gillis, Don (C), Rice .....	1958-61	Harris, William (TE), Bishop .....	1987
Gilmore, Bryan (WR), Midwestern (Tex.) State .....	2000-03	Harrison, Reggie (RB), Cincinnati .....	1974
Glassgow, Willis (B), Iowa .....	1931	Hart, Jim (OB), Southern Illinois .....	1966-83
Glick, Frederick (DB), Colorado A&M .....	1960-61	Hart, Lawrence (TE), Southern .....	2001
Goble, Les (B), Alfred .....	1954-55	Hartle, Greg (LB), Newberry (S.C.) .....	1974-76
Goldberg, Marshall "Biggie" (B/DB), Pittsburgh .....	1939-40, '46-48	Hartong, George (G), Chicago .....	1924
Goldman, Sam (E), Ohio State .....	1948	Hartshorn, Larry (G), Kansas State .....	1955
Goldsberry, John (T), Indiana .....	1949-50	Harvey, Frank (FB), Georgia .....	1994
Goode, Irv (G/C), Kentucky .....	1962-71	Harvey, Ken (LB), California .....	1988-93
Goode, John (TE), Youngstown State .....	1984	Hasselbeck, Tim (QB), Boston College .....	2007
Goodman, Aubrey (T), Chicago .....	1927	Hatley, John (G), Sul Ross State .....	1954-55
Goodman, Don (RB), Cincinnati .....	1987	Hauser, Art (G), Xavier .....	1959
Goodspeed, Mark (T), Nebraska .....	1980	Hayden, Leo (RB), Ohio State .....	1972-73
Gordon, Bob (B), Tennessee .....	1958	Hayes, Gerald (LB), Pittsburgh .....	2003
Gordon, Lou (T), Illinois .....	1930-35	Hayes, Jarius (TE), North Alabama .....	1996, 98
Gorin, Brandon (T), Purdue .....	2006	Healy, Chip (LB), Vanderbilt .....	1969-70
Goss, Jason (CB), Texas Christian .....	2003	Hearst, Garrison (RB), Georgia .....	1993-95
Grace, Steve (C), Arizona .....	2002-03	Heater, Don (RB), Montana Tech .....	1972
		Heflin, Victor (DB), Delaware State .....	1983
		Heidel, Jimmy (DB), Mississippi .....	1986

## H

*(All-Time Alphabetical Roster continued on page 312)*

*(All-Time Alphabetical Roster continued from page 311)*

Henesey, Brian (RB), Bucknell.....	1994
Henke, Ed (DE), South Carolina.....	1961-63
Hennessey, Jerry (E), Santa Clara.....	1950-51
Henry, Steve (DB), Emporia State.....	1979-80
Heron, Fred (DT), San Jose State.....	1966-72
Hickman, Larry (B), Baylor.....	1959
Higgins Jim (G), Trinity Texas.....	1941
Higgins, Tom (T), North Carolina.....	1953
Higgs, Mark (RB), Kentucky.....	1994-95
Hill, Don (B), Stanford.....	1929
Hill, Eric (LB), Louisiana State.....	1989-97
Hill, Irv (B), Trinity (Tex.).....	1931-32
Hill, James (DB), Sam Houston State.....	1960-64
Hill, King (QB), Rice.....	1960-69
Hill, Randal (WR), Miami (Fla.).....	1991-94
Hill, Renaldo (CB), Michigan State.....	2001-04
Hillebrand, Jerry (LB) Colorado.....	1967
Hinchman, Hub (B), Butler.....	1933-34
Hoage, Terry (S), Georgia.....	1994-96
Hobley, Liffort (DB), Louisiana State.....	1985
Hock, John (T), Santa Clara.....	1950
Hodell, Nathan (LS), Illinois.....	2001-
Hodgins, James (FB), San Jose State.....	2003-05
Hoel, Bob (G), Pittsburgh.....	1937-38
Hoey, George (DB), Michigan.....	1971
Hoffman, John (DE), Hawaii.....	1972
Hogan, Tom (T), Detroit.....	1926
Hogeboom, Gary (QB), Central Michigan.....	1989
Hogland, Doug (G), Oregon State.....	1956-58
Hogue, Murrell (T), Centenary.....	1929
Holiday, Carlyle (WR), Notre Dame.....	2005-06
Holloway, David (LB), Maryland.....	2007-
Holloway, Johnny (CB), Kansas.....	1987
Holloway, Randy (DE), Pittsburgh.....	1984
Holm, Bernie (B), Alabama.....	1932
Holman, Scott (WR), Oregon.....	1986
Holmer, Walt (B), Northwestern.....	1931-32
Holmes, Don (WR), Mesa College (Colo.).....	1986-90
Holmes, Lester (G), Jackson State.....	1998-00
Holt, Terrence (FS), North Carolina State.....	2007
Hood, Roderick (CB), Auburn.....	2007-
Hooks, Bryan (DT), Arizona State.....	1994
Horne, Greg (P), Arkansas.....	1987-88
Horsmann, Roy (B), Purdue.....	1934
Horween, Arnold (B), Harvard.....	1921-24
Horween, Ralph (B), Harvard.....	1921-23
Houghton, Jerry (T), Washington State.....	1951
Houser, John (G/T), Redlands.....	1963
Howard, Thomas (LB), Texas Tech.....	1984-85
Howard, Ty (CB), Ohio State.....	1997-98
Huff, Orlando (LB), Fresno State.....	2005-06
Huffman, Frank (G), Marshall.....	1939-41
Hughes, Bernie (C), Oregon.....	1934-36
Hughes, Van (DT), Southwest Texas State.....	1986
Hultz, George (DT), Southern Mississippi.....	1962
Hummel, Arnie (B), Lombard.....	1927
Humphrey, Buddy (QB), Baylor.....	1963-65
Hunley, Ricky (LB), Arizona.....	1988
Hunter, Darrell (CB), Miami (OH).....	2006
Hunter, Monty (DB), Salem College.....	1983
Hunter, Patrick (CB), Nevada.....	1995
Hurlburt, John (G), Chicago.....	1924-25
Husmann, Ed (G), Nebraska.....	1953, 56-59
Hust, Al (E), Tennessee.....	1946
Hutchinson, Chuck (G), Ohio State.....	1970-72
Hyatt, Freddie (WR), Auburn.....	1968-72
Hycha, Steve (LB), Livingston.....	1991-93
<b>I</b>	
Illman, Ed (B), Montana.....	1928
Imhof, Martin (DE), San Diego State.....	1972
Irvine, Terry (LB), McNeese State.....	1994-98
Isaacson, Ted (T), Washington.....	1934-35
Issa, Jabari (DE), Washington.....	2000-01
Ivy, Frank (Pop), (E), Oklahoma.....	1940-42, 45-47
Izo, George (QB), Notre Dame.....	1960
<b>J</b>	
Jacke, Chris (K), Texas-El Paso.....	1998-99
Jackson, Arnold (WR), Louisville.....	2001-02
Jackson, Charley (B), Southern Methodist.....	1958
Jackson, Dexter (FS), Florida State.....	2003-04
Jackson, James (RB), Miami.....	2005
Jackson, John (WR), Southern California.....	1990-92
Jackson, Mark (CB), Abilene Christian.....	1987
Jackson, Roland (FB/LB), Rice.....	1962
Jacobs, Marv (T), None.....	1946
Jagielski, Harry (T), Indiana.....	1956
James, Edgerin (RB), Miami (Fla.).....	2006-
Jankovich, Keaver (E), Pacific.....	1953
Jarostchuk, Ila (LB), N. Hampshire.....	1987-88, '89
Jax, Garth (LB), Florida State.....	1989-95
Jeffery, Tony (RB), Texas Christian.....	1988
Jenkins, MarTay (WR), Nebraska-Omaha.....	1999-02
Jennings, John (T), Ohio State.....	1950-57
Joe, Leon (LB), Maryland.....	2004
Johnson, Al (C), Wisconsin.....	2007-
Johnson, Al (B), Kentucky.....	1939-41
Johnson, Bobby (DB), Texas.....	1985-86
Johnson, Brandon (LB) Louisville.....	2006-07
Johnson, Bryant (WR), Penn State.....	2003-07
Johnson, Charles (DB), Grambling.....	1981
Johnson, Charley (QB), New Mexico State.....	1961-69
Johnson, Chuckie (DT), Auburn.....	1993
Johnson, D.J. (DB), Kentucky.....	1996
Johnson, Dennis (DE), Kentucky.....	2002-03
Johnson, Eric (LB), Nebraska.....	2005
Johnson, Gregory (SS), Oklahoma State.....	1987
Johnson, Johnny (RB), San Jose State.....	1990-92
Johnson, LeShon (RB), Northern Illinois.....	1995-97
Johnson, Paris (DB), Miami (O.).....	1999
Johnson, Ray (B), Denver.....	1940
Johnson, Teyo (TE), Stanford.....	2005
Johnson, Troy (WR), Southern.....	1986-87
Johnston, Jim (B), Washington.....	1946
Jonassen, Eric (G), Bloomsburg (Pa.).....	1996-97
Jones, Ben (B), Grove City.....	1927-28
Jones, Ernie (WR), Indiana.....	1988-92
Jones, Freddie (TE), North Carolina.....	2002-04
Jones, Greg (LB), Colorado.....	2002
Jones, Jock (LB), Virginia Tech.....	1991-93
Jones, Mike (DE), North Carolina State.....	1991-93
Jones, Steve (RB), Duke.....	1974-78
Jones, Thomas (RB), Virginia.....	2000-02
Jones, Tony (DB), Syracuse.....	1995
Jones, Tyrone (LB), Southern.....	1988
Jordan, Kevin (WR), UCLA.....	1996
Jordan, Tony (RB), Kansas State.....	1988-89
Jordan, Tim (TE), Indiana.....	1989-91
Joyce, Don (T), Tulane.....	1951-53
Joyce, Matt (OL), Richmond.....	1996-00
Joyce, Terry (P), Missouri Southern.....	1976-77
Joyner, Seth (LB), Texas-El Paso.....	1994-96
Jue, Bahwoh (S), Penn State.....	2007
Junior, E.J. (LB), Alabama.....	1981-88
Junkin, Trey (TE/LS), Louisiana Tech.....	1996-2001
<b>K</b>	
Karras, John (B), Illinois.....	1952
Karwales, John (E), Michigan.....	1947
Kasper, Kevin (WR), Iowa.....	2002-03
Kasperek, Dick (C), Iowa State.....	1966-68
Kassel, Charles (E), Illinois.....	1929-33
Kauahi, Kani (C), Hawaii.....	1969-91, '93
Key, Bill (DB), Purdue.....	1984
Keane, Tom (B), West Virginia.....	1955
Kearney, Tim (LB), Northern Michigan.....	1976-81
Keams, Tom (T), Miami (Fla.).....	1946
Keenan, Sean (QB), Williams (Mass.).....	2000
Kehr, Rick (G), Carthage.....	1982
Keithley, Gary (QB), Texas-El Paso.....	1973-75
Kellogg, Bill (B), Syracuse.....	1926
Kellogg, Bob (B), Northeast Louisiana/Tulane.....	1940
Kellogg, Clarence (B), St. Mary's (Calif.).....	1936
Kellum, Marv (LB), Wichita State.....	1977
Kendall, Pete (G), Boston College.....	2001-03
Kennard, Derek (G), Nevada-Reno.....	1986-90
Kenneally, George (G), St. Bonaventure.....	1930
Keseday, Bob (TE), Texas-El Paso.....	1987
Keys, Brady (DB), Colorado State.....	1986
Keys, Isaac (LB), Morehouse.....	2004-06
Kichelski, Walt (E), Miami (Fla.).....	1944
Kiesting, Walt (G), St. Thomas (Minn.).....	1929-33
Kiley, Roger (E), Notre Dame.....	1923
Killihier, Lyons (G), None.....	1928
Kindle, Greg (T), Tennessee State.....	1974-75
Kinek, George (B), Tulane.....	1954
King, Andy (B), West Virginia.....	1923-24

## CLUB HISTORY

King, Emmett (B), None	1954
King, Kerry (DT), Alabama	2003-06
King, Shaun (OB), Tulane	2004
Kingery, Ellsworth (B), Tulane	1954
Kirk, Randy (LB), San Diego State	1989-94-95
Klimek, Tony (E), Illinois	1951-52
Klumb, John (E), Washington State	1939-40
Knaflec, Gary (E), Colorado	1954
Knight, Charles (C), Loyola (Ill.)	1920-21
Knight, Shawn (DT), Brigham Young	1989
Knight, Tom (CB), Iowa	1997-2001
Knolla, John (B), Creighton	1942, '45
Knox, Kevin (WR), Florida State	1994
Kocheb, Mike (G), Fordham	1939
Koegel, Warren (G), Penn State	1973
Koehler, Bob (G), Northwestern	1921-26
Koken, Mike (B), Notre Dame	1933
Kolodziej, Ross (DT), Wisconsin	2004-06, 07
Koran, William (LB), North Carolina	1959-67
Korovsky, Bob (G), Wisconsin	1956-58
Kortas, Ken (DT), Louisville	1964
Krejci, Joe (E), Peru State (Ind.)	1934
Krieg, Dave (QB), Milton	1995
Krueger, Rolf (DE), Texas A&M	1969-71
Kuharich, Joe (G), Notre Dame	1940-41, '45
Kupp, Craig (QB), Pacific Lutheran	1991
Kutner, Mai (E), Texas	1946-50
Kuzman, John (T), Fordham	1941

<b>L</b>	
Lach, Steve (B), Duke	1942
Ladd, Jim (E), Bowling Green	1954
LaFleur, Greg (TE), Louisiana State	1981-85
LaHood, Mike (G), Wyoming	1970
Lainhart, Porter (B), Washington State	1933
Lamb, Rod (B), Lombard	1926-27, '33
Lane, Dick "Night Train" (CB), Scottsbluff J.C.	1954-59
Lane, MacArthur (R), Utah State	1968-71
Lange, Bill (G), Dayton	1954-55
Lange, Jim (E), Montana State	1929
LaRosa, Paul (E), None	1920-21
Larson, Fred (C), Notre Dame	1929
Larson, Lou (B), None	1929
Larson, Paul (OB), California	1957
Lasker, Greg (FS), Arkansas	1988
Lassiter, Kwame (DB), Kansas	1995-02
Latin, Jerry (RB), Northern Illinois	1975-78
Latourette, Chuck (DB/P), Rice	1967-68, 70-71
Lauro, Lin (B), Pittsburgh	1951
Lawrence, Jim (B), Texas Christian	1936-39
Leahy, Ryan (OL), Notre Dame	1997
Leahy, Wesley (LB), Mississippi State	1995-96
Lockey, Nick (C), Kansas State	2004-06
Lodbetter, Homer (B), Arkansas	1932-33
Lee, Bobby (E), Minnesota	1968
Lee, Charles (WR), Central Florida	2005
Lee, Jeff (WR), Nebraska	1980
Lee, John (K), UCLA	1986
Lee, Monte (LB), Texas	1961
Lee, Oudious (DT), Nebraska	1980
Leinart, Matt (QB), USC	2006-
Leggett, Dave (B), Ohio State	1955
Leonard, John (T), Indiana	1922-23
LeVeck, Jack (LB), Ohio	1973-74
Levy, Chuck (WR/RB/KR), Arizona	1984-95
Lewis, Bill (C), Nebraska	1990-92
Lewis, Charles (T), Iowa	1959
Lewis, Jonathan (DT), Virginia Tech	2006
Lewis, Woodley (B), Oregon	1956-59
Liebel, Frank (E), Norwich	1948
Lillard, Joe (B), Oregon State	1932-33
Lind, Al (C), Northwestern	1936
Lindow, Al (B), Washington (Mo.)	1945
Lipinski, Jim (T), Fairmont State	1950
Lipostad, Ed (G), Wake Forest	1952
Lisch, Rusty (QB), Notre Dame	1980-84
Little, David (TE), Middle Tennessee State	1990
Little, Steve (P/K), Arkansas	1978-80
Liwienski, Chris (G/T), Indiana	2006
Loepte, Dick (T), Wisconsin	1948-49
Lofton, Steve (DB), Texas A&M	1991-93
Logan, Chuck (E), Northwestern	1965, '67-68
Lokanc, Joe (G), Northwestern	1941
Lomack, Tony (WR), Florida	1991
Lomax, Neil (QB), Portland State	1981-89

Long, Dave (DE), Iowa	1966-68
Longo, Tom (DB), Notre Dame	1971
Lott, Thomas (RB), Oklahoma	1979
Love, Duval (G), UCLA	1995-96
Love, Randy (RB), Houston	1979-85
Loyd, Mike (OB), Missouri Southern State	1979-80
Lucas, Justin (DB), Abilene Christian	1999-2003
Lunceford, Dave (T), Baylor	1957
Lunz, Gerry (G), Marquette	1925-26
Lutui, Deuce (G), USC	2006-
Lyles, Lester (RB), Virginia	1988
Lyman, Jeff (LB), Brigham Young	1972
Lynch, Lorenzo (DB), California State-Sacramento	1990-95
Lynch, Lynn (G), Illinois	1951
Lynch, Shawn (C), Duke	2005-08

<b>M</b>	
MacDonald, Mark (G/C), Boston College	1988
Mack, Cedric (DB), Baylor	1983-90
Mack, Terrence (LB), Clemson	1987
Mackey, Kyle (QB), East Texas State	1984
Macklin, David (CB), Penn State	2004-06
Madden, Lloyd (B), Colorado Mines	1940
Maddock, Bob (G), Notre Dame	1942, '46
Maddox, Mark (LB), Northern Michigan	1998-00
Maeda, Chet (B), Colorado A&M	1946
Magulick, George (B), St. Francis	1944
Mahoney, Ike (B), Creighton	1925-28, '31
Makoviaka, Joel (FB), Nebraska	1999-02
Mallouf, Ray (B), Southern Methodist	1941, '46-48
Malloy, Les (B), Loyola (Ill.)	1931-33
Manges, Mark (QB), Maryland	1978
Manley, Dexter (DE), Oklahoma State	1990
Mann, Dave (B), Oregon State	1955-57
Maple, Howard (B), Oregon State	1930
Marchbroda, Ted (QB), Detroit	1957
Marcontell, Ed (G), Lamar	1967
Marell, Ray (G), Notre Dame	1928
Markham, Dale (T), North Dakota	1981
Marotti, Lou (G), Toledo	1943-45
Marquardt, John (E), Illinois	1920-21
Marsh, Doug (TE), Michigan	1980-86
Marshall, Wilber (LB), Florida	1994
Martin, Caleb (T), Louisiana Tech	1947
Martin, Glen (B), Southern Illinois	1932
Martin, John (B), Oklahoma	1941-44
Mason, Joel (E), Western Michigan	1939
Massey, Robert (DB), North Carolina Central	1991-93
Masters, Walt (QB), Pennsylvania	1943-44
Matson, Ollie (RB), San Francisco	1952-58
Mauldin, Star (T), Texas	1946-48
Maumalanga, Chris (DT), Kansas	1995-96
May, Bill (B), Louisiana State	1937-38
May, Chad (OB), Kansas State	1996
May, Mark (G/T), Pittsburgh	1992-93
Mayes, Adrian (SS), Louisiana State	2004-05
Mayes, Tony (FS), Kentucky	1987
Maynard, Don (WR), Texas-El Paso	1973
Mays, Stafford (DE), Washington	1980-85
McAddley, Jason (WR), Alabama	2002-03
McAdoo, Derrick (RB), Baylor	1987-88
McAfee, Fred (RB), Mississippi College	1994
McBride, Adrian (WR), Missouri	1987
McBride, Charles (B), Washington State	1936
McBride, Oscar (TE), Notre Dame	1995-96
McCants, Keith (DE), Alabama	1994-95
McCarthy, John (B), St. Francis	1944
McCleskey, J.J. (DB), Tennessee	1996-00
McCombs, Tony (LB), Eastern Kentucky	1997-98
McConkey, Phil (WR), Navy	1989
McCown, Josh (QB), Sam Houston State	2002-05
McCoy, LeRon (WR), Indiana (PA)	2005-06
McCoy, Tony (DT), Florida	2000
McCullough, Andy (WR), Tennessee	1998-99
McCullough, Hugh (B), Oklahoma	1940-41
McCusker, Jim (T), Pittsburgh	1958
McDaniel, Emmanuel (CB), East Carolina	2003
McDermott, Lloyd (T), Kentucky	1950-51
McDole, Roland (DE), Nebraska	1961
McDonald, Devon (LB), Notre Dame	1996
McDonald, Mike (LB), Catawba	1976
McDonald, Tim (SS), Southern California	1987-92
McDonnell, Mickey (B), None	1925-30
McDonough, Coley (B), Dayton	1939, 44
McDowell, John (T), St. John's (Minn.)	1966

(All-Time Alphabetical Roster continued on page 314)

*(All-Time Alphabetical Roster continued from page 313)*

McElroy, Leeland (RB), Texas A&M.....	1996-97
McElwain, Bill (B), Northwestern.....	1924, '26
McFarland, Jim (E), Nebraska.....	1970-74
McGee, Bob (T), Santa Clara.....	1938
McGee, Dell (CB), Auburn.....	1996-98
McGee, Michael (G), Duke.....	1960-62
McGill, Eddie (TE), Western Carolina.....	1982-84
McGill, Mike (LB), Notre Dame.....	1971-72
McGraw, Mike (LB), Wyoming.....	1976
McHan, Lamar (QB), Arkansas.....	1954-58
McInerney, Arnie (C), Notre Dame.....	1920-27
McInnis, Hugh (E), Southern Mississippi.....	1960-62
McIntyre, Jeff (LB), Arizona State.....	1980
McIvor, Rick (QB), Texas.....	1984-85
McKenzie, Reggie (LB), Tennessee.....	1989
McKinley, Dennis (FB), Mississippi State.....	1999-02
McKinnon, Ronald (LB), North Alabama.....	1996-04
McMahon, Byron (G), Cornell.....	1923
McMahon, Jim (QB), Brigham Young.....	1994
McMillan, Ernie (T), Illinois.....	1961-74
McNally, Frank (C), St. Mary's (Calif.).....	1931-34
McNanie, Sean (DE), San Diego State.....	1988
McNulty, Paul (E), Notre Dame.....	1924-25
McPhee, Frank (E), Princeton.....	1955
McQuarries, Ed (DT), Oklahoma State.....	1965
McWilliams, Johnny (TE), Southern California.....	1996-99
Meggysey, Dave (LB), Syracuse.....	1963-69
Mehringer, Pete (T), Kansas.....	1934-36
Meinger, Steve (E), Kentucky.....	1961
Meinert, Dale (LB), Oklahoma State.....	1958-67
Melinkovich, M. (DE), Grays Harbor J.C. (Wash.).....	1965-66
Memmlaar, Dale (G), Wyoming.....	1960-61
Mergen, Mike (T), San Francisco.....	1952
Merkovsky, Elmer (T), Pittsburgh.....	1944
Merritt, David (LB), North Carolina State.....	1993-95
Mertes, Bernard (B), Iowa.....	1945
Mestrik, Frank (RB), Marquette.....	1960-61
Metcalf, Eric (WR/KR), Texas.....	1998
Metcalf, Terry (RB), California State-Long Beach.....	1973-77
Method, Russ (B), None.....	1929
Mikulak, Mike (B), Oregon.....	1934-36
Miller, Jamir (LB), UCLA.....	1994-98
Miller, Milford (G), Chadron State.....	1936-37
Miller, Terry (LB), Illinois.....	1971-74
Milligan, Hanik (SS), Houston.....	2006
Mims, Robert (RB), Kansas.....	1988
Minefield, Kevin (DB), Arizona State.....	1997
Mitchell, Lance (LB), Oklahoma.....	2005
Mitchell, Roland (CB), Texas Tech.....	1988-89
Mitchell, Stump (RB), Citadel.....	1981-89
Mitchell, Tywan (WR/TE), Minnesota State-Mankato.....	1999-01
Moe, Hal (B), Oregon State.....	1933
Mohardt, John (B), Notre Dame.....	1922-23
Monaco, Rob (C), Vanderbilt.....	1985
Monaco, Ron (LB), South Carolina.....	1986
Monahan, Regis (G), Ohio State.....	1939
Monfort, Avery (B), New Mexico.....	1941
Montgomery, Bill (B), Louisiana State.....	1946
Montgomery, Ralph (T), Centre.....	1923
Moody, Thomas (G), Florida.....	2002
Mooney, Jim (T), Georgetown.....	1935
Moore, Alton (DE), Auburn.....	2002
Moore, Bill (B), Loyola (La.).....	1932
Moore, Brandon (T), Duke.....	1995
Moore, Derrick (RB), Northeastern State (Okla.).....	1996-97
Moore, Langston (DT), South Carolina.....	2005-06
Moore, Ricky (FB), Alabama.....	1988
Moore, Rob (WR), Syracuse.....	1995-2001
Moore, Ronald (RB), Pittsburg State (Kan.).....	1993-94, '97
Moran, Francis (B), Grinnell.....	1927
Morey, Sean (WR), Brown.....	2007
Morgan, Bob (T), Maryland.....	1954
Morgan, Don (DB), Nevada-Reno.....	2002
Morris, Mike (G), Northeast Missouri State.....	1987-88
Morris, Wayne (RB), Southern Methodist.....	1976-83
Morrow, Bob (G), Illinois Wesleyan.....	1941-43
Morrow, Harold (FB), Auburn.....	2005
Morrow, John (G), Kearney State.....	1937-38
Moses, J.J. (WR/KR), Iowa State.....	2005
Moses, Quentin (DE) Georgia.....	2007
Moss, Eddie (RB), Southeast Missouri State.....	1973-76
Moten, Mike (DT), Florida.....	1998-99
Moyrhan, Tim (C), Notre Dame.....	1932-33
Muelner, Bill (E), DePaul.....	1937
Mullen, Tom (G), Southwest Missouri State.....	1978
Mullen, Verne (E), Illinois.....	1927
Mulleneaux, Lee (C), Arizona.....	1938
Mulligan, Wayne (C), Clemson.....	1969-73
Mumford, Tony (RB), Penn State.....	1965
Murphy, Bill (G), Washington (Mo.).....	1940-41
Murphy, Jim (B), St. Thomas (Minn.).....	1928
Murphy, Tom (B), Arkansas.....	1934
Murrell, Adrian (RB), West Virginia.....	1998-99
Murrell, Bill (TE), Winston-Salem.....	1979

**N**

Nagel, Ray (B), UCLA.....	1953
Nagel, Ross (T), St. Louis.....	1942
Nagler, Gern (E), Santa Clara.....	1953, '55-58
Navarre, John (QB), Michigan.....	2004-06
Neacy, Clem (E), Colgate.....	1928
Nedney Joe (K), San Jose State.....	1997-99
Neill, Jim (B), Texas Tech.....	1939
Neis, Steve (LB), Minnesota.....	1974-80
Nelson, Lee (S), Florida State.....	1976-86
Nesbitt, Dick (B), Drake.....	1933
Nevers, Ernie (B), Stanford.....	1929-31
Neuman, Bob (E), Illinois Wesleyan.....	1934-36
Newhouse, Reggie (WR), Baylor.....	2003-05
Nichellini, Al (B), St. Mary's (Calif.).....	1935-36
Nichols, Ham (G), Rice.....	1947-49
Nisbett, Dave (E), Washington.....	1933
Nix, John (DT), Southern Mississippi.....	2004
Nofsinger, Terry (QB), Utah.....	1965-66
Noga, Niko (LB), Hawaii.....	1984-88
Noga, Peter (LB), Hawaii.....	1987
Nolan, Dick (B), Maryland.....	1958
Nolan, Earl (T), Arizona.....	1937-38
Norman, Bob (C), None.....	1945
Norton, Jerry (DB), Southern Methodist.....	1959-61
Novacek, Jay (TE), Wyoming.....	1986-89
Novak, Nick (K), Maryland.....	2005
Nunn, Freddie Joe (DE), Mississippi.....	1985-93
Nussbaumer, Bob (B), Michigan.....	1949-50

**O**

Oates, Brad (T), Brigham Young.....	1976-77, '79-80
Obeck, Vic (G), Springfield.....	1945
O'Brian, Dave (G), Boston College.....	1966-67
O'Connor, Dan (G), Georgetown.....	1920-24
O'Donoghue, Neil (K), Auburn.....	1980-85
Olahengauze, Tevita (TE), Brigham Young.....	2001
Ogden, Ray (FL), Alabama.....	1966-66
Ogle, Rick (LB), Colorado.....	1971
Oglesby, Cedric (K), South Carolina State.....	2001
Ohaletle, Iheanyi (FS), Southern California.....	2004
Okeator, Chike (DE/LB), Purdue.....	2005-
Okobi, Chukky (C), Purdue.....	2007
Okoniewski, Steve (DT), Washington.....	1976
Oldham, Chris (DB), Oregon.....	1991, '92, '93-94
Olerich, Dave (LB), San Francisco.....	1969-70
Oliver, Clancy (CB), San Diego State.....	1973
Oliver, Vince (QB), Indiana.....	1945
Olson, Carl (T), UCLA.....	1942
Olzewski, Johnny (B), California.....	1953-57
Osborne, Eldonta (LB), Louisiana Tech.....	1990
Osborne, Richard (TE), Texas A&M.....	1979
Otis, Jim (RB), Ohio State.....	1973-78
Ottis, Brad (DT), Wayne State (Neb.).....	1996-2000
Owens, Don (DT), Southern Mississippi.....	1960-63
Owens, Luke (DT), Kent State.....	1958-65
Owens, Marv (WR), San Diego State.....	1973

**P**

Pace, Calvin (LB), Wake Forest.....	2003-07
Palepoi, Anton (DE), Nevada-Las Vegas.....	2005
Palmer, Scott (DT), Texas.....	1972
Pancier, Don (QB), San Francisco.....	1952
Panelli, John (FB/LB), Notre Dame.....	1951-53
Panfil, Kenneth (T), Purdue.....	1960-62
Pangle, Hal (B), Oregon State.....	1935-38
Pappio, Joe (B), Haskell.....	1930
Pardoner, Earl (B), Purdue.....	1934-35
Paremore, Bob (RB), Florida A&M.....	1963-64
Parish, Don (LB), Stanford.....	1970-72
Parker, Buddy (B), Centenary.....	1937-43
Parker, Ezekiel (WR), Louisville.....	2002

## CLUB HISTORY

Parker, Joe (E), Texas.....	1946-47	Reeves, Walter (TE), Auburn.....	1989-93
Parlavocchio, Chet (LB), Penn State.....	1983	Reuber, Alan (G), Texas A&M.....	2004-05
Parris, Gary (TE), Florida State.....	1979-80	Reid, Lamont (CB), North Carolina State.....	2000
Parsons, Preston (QB), Northern Arizona.....	2002-03	Rexer, Freeman (E), Tulane.....	1943, 45
Pasquale, Ron (G), Akron.....	1987	Reynolds, Bill (B), Mississippi.....	1945
Pasquarello, Ralph (B), Villanova.....	1951-52	Reynolds, Bob (T), Bowling Green.....	1963-71, 73
Pasquetti, Tony (T), Notre Dame.....	1955-57	Reynolds, John (C), Baylor.....	1937
Pate, Rupert (G), Wake Forest.....	1940	Reynolds, Mack (QB), Louisiana State.....	1958-59
Patrick, Ben (TE), Delaware.....	2007-08	Rhea, Floyd (G), Oregon.....	1943
Patterson, Craig (DL), Brigham Young.....	1991	Rhinehart, Coby (DB), Southern Methodist.....	1999-03
Patulski, Walt (DE), Notre Dame.....	1977	Ribble, Lorán (G), Hardin-Simmons.....	1933
Paul, Don (DB/HB), Washington State.....	1950-53	Rice, Simeon (DE), Illinois.....	1996-00
Paul, Tito (DB), Ohio State.....	1995-97	Richards, Perry (E), Detroit.....	1959-60
Pearson, Bert (C), Kansas State.....	1935-36	Richardson, C.J. (DB), Miami (Fla.).....	1995
Peat, Todd (G), Northern Illinois.....	1987-89	Richardson, John (DT), UCLA.....	1972-73
PelFREY, Ray (E), Eastern Kentucky.....	1952	Ridgle, Elston (DE), Nevada-Reno.....	1990
Perko, John (G), Minnesota.....	1944	Risk, Ed (B), Purdue.....	1932
Perrin, Benny (FS), Alabama.....	1982-85	Risvold, Ray (B), St. Edwards (Tex.).....	1927-28
Perry, Gerald (K), California.....	1960-62	Rivers, Jamie (LB), Bowling Green.....	1968-73
Person, Ara (TE), Morgan State.....	1972	Roach, John (CB), Southern Methodist.....	1956, 59-60
Peters, Forest (B), Illinois.....	1932	Roach, Rollin (B), Texas Christian.....	1927
Peters, Volney (T), Southern California.....	1952-53	Robb, Joe (DE), Texas Christian.....	1961-67
Peterson, Ken (B), Gonzaga.....	1935	Robbins, John (B), Arkansas.....	1938-39
Peterson, Todd (K), Georgia.....	1994	Robbins, James "Tootie" (T), East Carolina.....	1982-91
Petrovich, George (T), Texas.....	1949-50	Roberts, Hal (P), Houston.....	1974
Phillips, Reggie (CB), Southern Methodist.....	1988	Robinson, Jack (T), Northeast Missouri State.....	1936-37
Phillips, Rod (RB), Jackson State.....	1979-80	Robinson, Jerry (LB), Texas A&M.....	1990
Philpott, Dean (B), Fresno State.....	1958	Robinson, Patrick (WR/KR), Tennessee State.....	1994
Pierce, Don (C), Kansas.....	1943	Robl, Hal (B), Wisconsin State-Oshkosh.....	1945
Pisarkiewicz, Steve (QB), Missouri.....	1977-79	Robnett, Marshall (G), Texas A&M.....	1943, 45
Pittman Charlie, (RB), Penn State.....	1970	Rogers, Glynn (G), Texas Christian.....	1939
Pittman, Danny (WR), Wyoming.....	1983-84	Rogers, Kendrick (T), Alabama A&M.....	2002-03
Pittman, Michael (RB), Fresno State.....	1998-2001	Rogge, George (E), Iowa.....	1931-33
Plasman, Dick (E), Vanderbilt.....	1946-47	Roland, Johnny (RB), Missouri.....	1966-72
Player, Scott (P), Florida State.....	1988-06	Rolle, Antrel (CB/S), Miami.....	2005-
Plummer, Jake (QB), Arizona State.....	1997-02	Rolle, Butch (H-B/TE), Michigan State.....	1992-93
Plummer, Tony (DB), Pacific.....	1970	Romanik, Steve (G), Villanova.....	1953-54
Plunkett, Art (T), Nevada-Las Vegas.....	1981-84	Rooney, Bill (C), None.....	1929
Pollard, Bob (DE), Weber State.....	1978-81	Rooney, Cobb (E), None.....	1929-30
Polotsky, Gordon, (G), Tennessee.....	1952-54	Root, Jim (QB), Miami (O.).....	1953, '56
Pulstool, Fran (E), Washington State.....	1950-52	Rose, Gene (DB), Wisconsin.....	1929-32
Poole, Jim (E), Mississippi.....	1945	Rosema, Rocky (LB), Michigan.....	1968-71
Poole, Nathan (WR), Marshall.....	2001, 02-04	Rosenbach, Timm (QB), Washington State.....	1969-92
Popa, Eli (B), Illinois.....	1952	Ross, Oliver (T), Iowa State.....	2005-07
Pope, Leonard (TE), Georgia.....	2006-	Roundtree, Raleigh (GT), South Carolina State.....	2003
Popovich, John (B), St. Vincent.....	1944	Rowe, Bob (DT), Western Michigan.....	1967-75
Popovich, Milt (B), Montana.....	1938-42	Roy, Frank (G), Utah.....	1966
Potteiger, Earl (B), Ursinus.....	1921	Rozier, Bob (DE), California.....	1979
Prentice, Travis (RB), Miami (O.).....	2002	Rubio, Angel (DT), Southeast Missouri State.....	1999
Preston, John (SS), Central State (Okla.).....	1987	Rucker, Keith (DT), Ohio Wesleyan.....	1992-93
Price, Mitchell (DB), Tulane.....	1992	Rucinski, Ed (E), Indiana.....	1943-46
Procell, Jarrett (DE), Louisiana Tech.....	2001	Rudolph, Council (DE), Kentucky State.....	1973-75
Proehl, Ricky (WR), Wake Forest.....	1990-94	Rue, Joshua (FB), Duquesne.....	2003-04
Provost, Ted (DB), Ohio State.....	1971	Ruether, Mike (C), Texas.....	1986-87
Psaltis, Jim (B), Southern California.....	1953, '55	Rundquist, Elmer (T), Illinois.....	1922
Puki, Craig (LB), Tennessee.....	1982	Rushing, Marion (LB), Southern Illinois.....	1959, '62-65
Puplis, Andy (B), Notre Dame.....	1943	Russell, Doug (B), Kansas State.....	1934-39
Purdin, Cal (B), Tulsa.....	1943	Rutledge, Johnny (LB), Florida.....	1999-02
Putman, Earl (C), Arizona State.....	1957	Ryan, Bill (T), Fordham.....	1924
		Ryzewski, Frank (T), Notre Dame.....	1921

<b>R</b>	
Reabold, Michael (G), Indiana.....	1960
Rackers, Neil (K), Illinois.....	2003-
Radevic, Keith (C), Penn State.....	1987
Radford, Bruce (DE), Grambling.....	1981
Ralph, Dan (DT), Oregon.....	1984-85
Ramey, Jim (DE), Kentucky.....	1979
Ramsay, Garrard (G), William & Mary.....	1946-51
Ramsay, Knox (G), William & Mary.....	1950-51
Ramsay, Ray (B), Bradley.....	1950-53
Ramson, Eason (TE), Washington State.....	1978
Randle, Sonny (WR), Virginia.....	1959-66
Randolph, Clare (C), Indiana.....	1930
Rankin, Walt (B), Texas Tech.....	1941, '43, '45-47
Ranson, Derrick (DE), Cincinnati.....	2003
Ranspot, Keith (E), Southern Methodist.....	1940
Rashed, Ahmad (WR), Oregon.....	1972-73
Rattay, Tim (QB), Louisiana Tech.....	2007
Ravensturn, Bob (E), Indiana.....	1948-49
Reaves, Ken (S), Norfolk State.....	1974-77
Rector, Jamaica (WR), Northwest Missouri State.....	2007-
Redmond, Anthony (G), Auburn.....	1994-97
Redmond, Thomas (DE), Vanderbilt.....	1960-65
Reed, Joe (B), Louisiana State.....	1937, '39
Reeves, Bryan (WR), Nevada.....	1994-95

<b>S</b>	
Sabados, Andy (G), Citadel.....	1939-40
Sacca, Tony (QB), Penn State.....	1992-93
Sachs, Len (E), Loyola (Ill.).....	1920-23, 25
Saddler, Rod (DT), Texas A&M.....	1987-91
Sageley, Floyd (E), Arkansas.....	1957
Samuels, Terry (TE), Kentucky.....	1994-95
Sanders, Frank (WR), Auburn.....	1995-02
Sanders, Lonnie (DB), Michigan State.....	1968-69
Sandifer, Dan (B), Louisiana State.....	1953
Sanford, Leo (C), Louisiana Tech.....	1951-57
Sanyika, Sékou (LB), California.....	2000-01
Sapp, Patrick (LB), Clemson.....	1998-99
Sarboe, Phil (B), Washington State.....	1934-36
Sargent, Broderick (RB), Baylor.....	1986-87
Sarringhaus, Paul (B), Ohio State.....	1946
Sauls, Mac (DB), Southwest Texas State.....	1968-69
Sauter, Cory (QB), Minnesota.....	1998
Scalles, Hurlen (DB), North Texas State.....	1974
Scanlon, John (B), DePaul.....	1921
Scardine, Carmen (B), None.....	1932
Schable, A.J. (FB), South Dakota.....	2006
Schilling, Andy (WR), Miami (O.).....	1988-89
Schleicher, Maury (LB), Penn State.....	1959

(All-Time Alphabetical Roster continued on page 316)

*(All-Time Alphabetical Roster continued from page 315)*

Schmiesing, Joe (DE), New Mexico State.....	1968-71
Schmidt, George (E), Lewis.....	1953
Schmitt, George (S), Delaware.....	1983
Schneidman, Herman (B), Iowa.....	1940
Schobel, Bo (DE), TCU.....	2007-
Schroeder, Jay (OB), UCLA.....	1994
Schubert, Eric (K), Pittsburgh.....	1986
Schultz, Eberle (G), Oregon State.....	1944
Schwall, Vic (B), Northwestern.....	1947-50
Schwartz, Don (DB), Washington State.....	1981
Schwartz, Elmer (B), Washington State.....	1932
Schwenk, Wilson (B), Washington (Mo.).....	1942
Scobey, Josh (RB), Kansas State.....	2002-2004
Scott, Carlos (C), Texas-El Paso.....	1983-85
Scott, Ed (FS), Grambling.....	1987
Scott, Lance (C), Utah.....	1995-96
Scott, Yusuf (G), Arizona.....	1999-2001
Scotts, Colin (DT), Hawaii.....	1987-88
Seabron, Thomas (LB), Michigan.....	1980
Sears, Corey (DT), Mississippi State.....	1999-00
Sears, Jim (DB), Southern California.....	1954, '57-58
Sebro, Bob (G), Colorado.....	1982
Seibold, Champ (T), Wisconsin.....	1942
Selby, Rob (G), Auburn.....	1995-97
Self, Clarence (B), Wisconsin.....	1949
Semes, Bernie (B), Duquesne.....	1944
Sendlein, Lyle (C), Texas.....	2007-
Seno, Frank (B), George Washington.....	1945-46
Sensibaugh, Mike (S), Ohio State.....	1972-77
Severson, Jeff (CB), Long Beach State.....	1976-77
Shaffer, Craig (LB), Indiana State.....	1982-84
Shanks, Simon (LB), Coahoma J.C. (Miss.).....	1995
Sharpe, Luis (T), UCLA.....	1982-84, '85-94
Shaw, Bob (E), Ohio State.....	1950
Shaw, Dennis (OB), San Diego State.....	1974-75
Shaw, Jesse (G), Southern California.....	1931
Shazor, Ernest (S), Michigan.....	2005
Shelby, Willie (RB), Alabama.....	1978
Shelley, Dex (B), Texas.....	1932
Shelton, L.L. (T), Eastern Michigan.....	1999-04
Sherfield, Paul (T), Manchester.....	1934-35
Shipp, Marcel (RB), Massachusetts.....	2001-
Shirk, John (E), Oklahoma.....	1940
Shivers, Roy (RB), Utah State.....	1966-72
Shook, Fred (C), Texas Christian.....	1941
Shumann, Mike (WR), Florida State.....	1982-83
Shy, Don (RB), San Diego State.....	1973
Sikhahema, Vai (RB/KR), Brigham Young.....	1986-90
Sikora, Mike (G), Oregon.....	1952
Silas, Sam (DT), Southern Illinois.....	1963-67
Silvestri, Carl (DB), Wisconsin.....	1965
Simas, Bill (B), St. Mary's (Calif.).....	1932-33
Simmons, Clyde (DE), Western Carolina.....	1994-95
Simmons, Dave (LB), Georgia Tech.....	1965-66
Simmons, John (C), Detroit.....	1951-56
Simons, Keith (DT), Minnesota.....	1978-79
Simpson, Carl (DE), Florida State.....	1998
Sims, Ken (CB), Iowa.....	1987
Sitko, Emil (B), Notre Dame.....	1951-52
Siwek, Mike (DT), Western Michigan.....	1970
Slater, Fred (T), Iowa.....	1926-31
Sloan, Bonnie (DT), Austin Peay.....	1973
Sloan, Dwight (OB), Arkansas.....	1938
Small, Jessie (LB), Eastern Kentucky.....	1992
Smith, Antonio (DE), Oklahoma State.....	2004-
Smith, Ben (DB), Georgia.....	1995-96
Smith, Bill (E), Washington.....	1934-39
Smith, Cedric (FB), Florida.....	1996-98
Smith, Charles (B), Georgia.....	1947
Smith, Dennis (TE), Utah.....	1990
Smith, Emmitt (RB), Florida.....	2003-04
Smith, George (B), Villanova.....	1943
Smith, J.T. (WR), North Texas State.....	1985-90
Smith, Jackie (E), Northwest Louisiana.....	1963-77
Smith, Lance (G), Louisiana State.....	1985-93
Smith, Leonard (DB), McNeese State.....	1983-88
Smith, Mark (DT), Auburn.....	1997-00
Smith, Russ (G), Illinois.....	1923
Smith, Perry (DB), Colorado State.....	1977-79
Smith, Terrelle (FB), Arizona State.....	2007-
Smith, Vernice (G/T), Florida A&M.....	1989-92
Smith, Wayne (CB), Purdue.....	1982-86
Smith, Wilfred (E), DePaul.....	1923-25
Snowden, Cal (DE), Indiana.....	1969-70
Soliday, Jake (WR), Northern Iowa.....	2002

Sortun, Rick (G), Washington.....	1964-69
Southard, Tommy (WR), Furman.....	1978
Spachman, Chris (DE), Nebraska.....	1988
Speagle, Cliff (C), Oklahoma.....	1945
Spence, Julian (B), Sam Houston State.....	1956
Spencer, Maurice (DB), North Carolina Central.....	1974
Spikes, Cameron (G), Texas A&M.....	2003-04
Spiller, Phil (DB), California State-Los Angeles.....	1967
Spinks, Jack (G), Alcorn A&M.....	1953
Spradlin, Danny (LB), Tennessee.....	1985
Springsteen, Bill (E), Lehigh.....	1927-28
Spurlock, Micheal (WR), Mississippi.....	2006
Stacy, William (DB), Mississippi State.....	1959-63
Staggs, Jeff (LB), San Diego State.....	1972-73
Stallings, Larry (LB), Georgia Tech.....	1963-76
Stallings, Robert (TE), Southern Mississippi.....	1986
Stanley, Chad (P), Stephen F. Austin.....	2001
Starkey, Jason (C), Marshall.....	2000-03
Starks, Duane (CB), Miami (Fla.).....	2002-04
Staysniak, Joe (G), Ohio State.....	1996
Stegert, Larry (RB), Texas A&M.....	1971
Steger, Pete (B), None.....	1921
Stein, Bill (C), Fordham.....	1927-28
Steinbach, Larry (T), St. Thomas (Minn.).....	1931-33
Stennett, Fred (B), St. Mary's (Calif.).....	1932
Stepanovich, Alex (C), Ohio State.....	2004-06
Stewart, Vaughan (C), Alabama.....	1943
Stief, Dave (WR), Portland State.....	1978-82
Stieve, Terry (G), Wisconsin.....	1978-84
Stokes, Lee (C), Centenary.....	1943
Stone, Ken (DB), Vanderbilt.....	1977-80
Stone, Michael (CB), Memphis.....	2001-04
Stonesifer, Don (E), Northwestern.....	1951-56
Stoudt, Cliff (QB), Youngstown State.....	1986-88
Stovall, Jerry (DB), Louisiana State.....	1963-71
Stowe, Tyrone (LB), Rutgers.....	1991-93
Strader, Norman "Red" (B), St. Mary's (Calif.).....	1927
Strausbaugh, Jim (B), Ohio State.....	1946
Stringer, Scott (DB), California.....	1974
Strofolino, Mike (LB), Villanova.....	1966-68
Stuessy, Mel (T), St. Edward's (Tex.).....	1926
Sugar, Leo (DE), Purdue.....	1960
Suminski, Dave (G), Wisconsin.....	1953
Summerall, Pat (KE), Arkansas.....	1953-57
Sutch, George (B), Temple.....	1946
Svoboda, Bill (LB), Tulane.....	1950-53
Swann, Eric (DL), None.....	1991-99
Swanson, Eric (WR), Tennessee.....	1986
Swanson, Evar (E), Lombard.....	1925-27
Swartz, Chris (QB), Morehead State.....	1994
Swider, Larry (P), Pittsburgh.....	1980
Swinger, Rashod (DT), Rutgers.....	1997-2000
Swinton, Reggie (WR/KR), Murray State.....	2005
Swistowicz, Mike (B), Notre Dame.....	1950
Symank, John (DB), Florida.....	1963
Szot, Walt (T), Bucknell.....	1946-48

**T**

Tafoya, Joe (DE), Arizona.....	2007-
Tanner, Barron (DT), Oklahoma.....	2000-03
Tant, Jay (TE), Northwestern.....	2000
Tardits, Richard (LB), Georgia.....	1989
Tate, Robert (CB), Cincinnati.....	2004-06
Taylor, Jay (CB), San Jose State.....	1989-92
Taylor, Mike (T), Southern California.....	1973
Teeuwis, Len (T), Tulane.....	1954-57
Terry, Ryan (RB), Iowa.....	1995-96
Tharpe, Larry (T), Tennessee State.....	1995
Thaxton, Jim (TE), Tennessee State.....	1978
Thomas, Jim (G), Oklahoma.....	1939-40
Thomas, Ralph (E), San Francisco.....	1952
Thomas, Earl (WR), Houston.....	1974-75
Thompson, Anthony (RB), Indiana.....	1990-92
Thompson, Harry (G), UCLA.....	1955
Thompson, Ken (WR), Utah State.....	1982-83
Thompson, Norm (DB), Utah.....	1971-76
Thompson, Ray (LB), Tennessee.....	2000-04
Thompson, Ricky (WR), Baylor.....	1982
Thornton, Bill (RB), Nebraska.....	1963-65, '67
Thornton, Bruce (DE), Illinois.....	1982
Thurbon, Bob (B), Pittsburgh.....	1944
Thurman, Dennis (FS), Southern California.....	1986
Tilley, Pat (WR), Louisiana Tech.....	1976-86
Tillman, Pat (S), Arizona State.....	1998-2001

## CLUB HISTORY

Times, Ken (DT), Southern	1981	Wells, Reggie (G/T), Clarion	2003-
Tinsley, Gaynell (E), Louisiana State	1937-38, '40	Welter, Tom (G/T), Nebraska	1987
Tinsley Jess (T), Louisiana State	1929-33	Wendt, Ken (G), Marquette	1932
Tipton, Gregg (OB), Hawaii	1987	West, Jeff (P), Cincinnati	1975
Tipton, Howard (B), Southern California	1933-37	West, Stan (G), Oklahoma	1956-57
Tolbart, Jim (S), Lincoln (Mo.)	1973-75	West, William (DB), Oregon	1960-61
Tonelli, Mario (B), Notre Dame	1940, '45	Whalen, Bill (T), None	1920-24
Toogood, Charley (G), Nebraska	1957	Wham, Tom (E), Furman	1949-51
Toscani, Frank (B), St. Mary's (Calif.)	1932	Wheeler, Ernie (B), North Dakota State	1939, '42
Tosi, Mao (DT), Idaho	2000-01	Wheeler, Ted (G), West Texas State	1967-68
Towns, Lester (LB), Washington	2005	Whitaker, Bill (DB), Missouri	1983-84
Towns, Robert (DB), Georgia	1960	White, Anthony (RB), Kentucky	2002
Townsend, Curtis (LB), Arkansas	1978	White, Arthur (G), Alabama	1940-41
Tracey, John (LB), Texas A&M	1959-60	White, Paul (RB), Texas-El Paso	1970-71
Traynowicz, Mark (G), Nebraska	1988, '89	White, Ray (LB), Syracuse	1975-76
Tsai, Jim (B), Penn State	1925	Whiting, Teag (G), Brigham Young	2002-03
Triplet, Bill (RB), Miami (O.)	1962-63, '65-66	Whitman, Laverne (B), Tulsa	1951-53
Triplet, Wally (B), Penn State	1952-53	Wicks, Bob (WR), Utah State	1972
Trippi, Charley (B), Georgia	1947-55	Widerquist, Chet (T), Washington & Jefferson	1926-28
Trippucka, Frank (QB), Notre Dame	1950-52	Willard, Ken (RB), North Carolina	1974
Truluck, R-Kai (DE), SUNY-Cortland	2005	Williams, Aeneas (CB), Southern	1991-2000
Tubbs, Jerry (LB), Oklahoma	1957-58	Williams, Bobby (DB), Central State (Okla.)	1966-67
Tucker, Mark (C), Southern California	1993-94	Williams, Clarence (RB), Michigan	1999-2000
Tupa, Tom (OB/P), Ohio State	1988-91	Williams, Clyde (T), Southern	1967-71
Turner, Herschel (G/T), Kentucky	1964-65	Williams, Chris (DL), American International	1991
Turner, Marcus (DB), UCLA	1989-91	Williams, Dave (WR), Washington	1967-71
Tyler, Pete (B), Hardin-Simmons	1937-38	Williams, Eric (LB), Southern California	1977-82
		Williams, Gerald (CB), Langston	1980
		Williams, Herb (DB), Southern	1981-82
		Williams, Jake (T), Texas Christian	1929-33
		Williams, James (CB), Fresno State	1994
		Williams, Karl (WR/P), Texas A&M Kingsville	2004
		Williams, Kevin (WR), Miami (Fla.)	1997
		Williams, Rex (C), Texas Tech	1940
		Williams, Jamie (TE), Nebraska	1983
		Williams, Willie (T), Louisiana State	1990-92
		Willingham, Larry (DB), Auburn	1971-72, '76
		Wilson, Adrian (SS), North Carolina State	2001-
		Wilson, Bernard (DT), Tennessee State	1994-98
		Wilson, Bill (E), Gonzaga	1935-37
		Wilson, Gordon (C), Texas Mines	1942-43, '45
		Wilson, Karl (DE), Louisiana State	1989
		Wilson, Larry (S), Utah	1960-72
		Wilson, Mike (DB), Western Illinois	1969
		Withrow, Cal (C), Kentucky	1974
		Wolf, Joe (T/G), Boston College	1989-97
		Wolfe, Ron (RB), West Virginia	1985-91
		Wood, Bob (T), Alabama	1940
		Wood, Mike (P/K), Southeast Missouri State	1978-79
		Woodeshick, Tom (RB), West Virginia	1972
		Woodruff, Jim (E), Pittsburgh	1926
		Woods, LeVar (LB), Iowa	2001-04
		Woodson, Abe (DB), Illinois	1965-66
		Woosley, Rolly (DB), Boise State	1978
		Word, Barry (RB), Virginia	1994
		Wortman, Keith (G), Nebraska	1976-81
		Wragge, Tony (G), New Mexico State	2002-03
		Wright, Charles (CB), Tulsa	1987
		Wright, Nate (DB), San Diego State	1969-70
		Wright, Steve (T), Alabama	1972
		Wright, Willie (TE/H-B), Wyoming	1992
		Wukits, Al (C), Duquesne	1944
		Wyche, Sam (OB), Furman	1976
		Yablonski, Ventan (B), Columbia	1948-51
		Yankowski, Ron (DE), Kansas State	1971-76
		Yarr, Tom (C), Notre Dame	1933
		Yeisley, Don (E), None	1927-28
		Young, Bob (G), Howard Payne	1972-79
		Young, Lonnie (FS), Michigan State	1985-90
		Young, Michael (LB), Illinois	2001-03
		Younger, Jordan (DB), Connecticut	2000
		Zandofsky, Mike (G), Washington	1989
		Zelencik, Frank (T), Oglethorpe	1939
		Zellner, Peppi (DE), Fort Valley State	2004
		Zimny, Bob (T), Indiana	1945-49
		Zook, Clyde (G), Notre Dame	1920-23
		Zoik, John (DE), Kansas	1976-79
		Zontini, Lou (B), Notre Dame	1940-41
		Zordich, Michael (S), Penn State	1989-93

## U

Ucovich, Mitch (T), San Jose State	1945
Ulrich, Charles (T), Illinois	1954-58
Underwood, John (G), None	1929
Upshaw, Marvin (DT), Trinity (Tex.)	1976
Urban, Jerheme (WR), Trinity	2007-
Usher, Darryl (WR), Illinois	1989

## V

Vanden Bosch, Kyle (DE), Nebraska	2001-04
Vander Poel, Mark (T), Colorado	1994
Van Galder, Tim (OB), Iowa State	1972-74
Vanzo, Fred (B), Northwestern	1941
Vatterott, Charles (T), Southwest Texas State	1987
Vaughan, Charles (B), Tennessee	1936
Vesser, John (E), Idaho	1927, '30-31
Villa, Danny (C/G/T), Arizona State	1992
Vincent, Keydrick (G), Mississippi	2007
Vodicka, Joe (B), None	1945
Vokaty, Otto (B), Heidelberg	1933
Volok, Bill (G), Tulsa	1934-39

## W

Wadsworth, Andre (DE), Florida State	1998-00
Wager, Clint (E), St. Mary's (Minn.)	1943, '45
Wagstaff, Jim (B), Idaho State	1959
Wahler, Jim (DT), UCLA	1989-92
Wakefield, Fred (DE, OT, TE), Illinois	2001-06
Walczak, Mark (TE), Arizona	1988
Waldron, Austin (G), Gonzaga	1927
Walker, Charles (DT/DE), Duke	1964-72
Walker, Darvin (DT), Tennessee	2000
Walker, Quentin (RB), Virginia	1984-85
Wallerstedt, Brett (LB), Arizona State	1993
Wallner, Fred (G), Notre Dame	1951-52, 54-55
Walls, Raymond (CB), Southern Mississippi	2005
Walters, Troy (WR), Stanford	2006
Waiz, Zack (LB), Dartmouth	1996-2001
Ware, Matt (CB/S), UCLA	2006-
Ware, Derek (TE), Central State (Okla.)	1992-94
Warner, Kurt (OB), Northern Iowa	2005-
Washington, Chris (LB), Iowa State	1990
Washington, Eric (DB), Texas-El Paso	1972-73
Washington, Lionel (DB), Tulane	1983-86
Waters, Andre (S), Cheyney State	1994
Watford, Gerry (E), Alabama	1953-54
Watkins, Todd (WR), Brigham Young	1958
Watkins, Todd (WR), Brigham Young	2006
Watson, Gabe (DT), Michigan	2006-
Watt, Walt (B), Miami (Fla.)	1945
Weaver, Charles (G), Chicago	1930
Weber, Chuck (LB), West Chester State	1956-58
Wedel, Dick (G), Wake Forest	1948
Wehri, Roger (CB), Missouri	1969-82
Weller, Ray (T), Nebraska	1926-27

## Y

Yablonski, Ventan (B), Columbia	1948-51
Yankowski, Ron (DE), Kansas State	1971-76
Yarr, Tom (C), Notre Dame	1933
Yeisley, Don (E), None	1927-28
Young, Bob (G), Howard Payne	1972-79
Young, Lonnie (FS), Michigan State	1985-90
Young, Michael (LB), Illinois	2001-03
Younger, Jordan (DB), Connecticut	2000

## Z

Zandofsky, Mike (G), Washington	1989
Zelencik, Frank (T), Oglethorpe	1939
Zellner, Peppi (DE), Fort Valley State	2004
Zimny, Bob (T), Indiana	1945-49
Zook, Clyde (G), Notre Dame	1920-23
Zoik, John (DE), Kansas	1976-79
Zontini, Lou (B), Notre Dame	1940-41
Zordich, Michael (S), Penn State	1989-93

## ALL-TIME NUMERICAL ROSTER

<b>1</b>	Driscoll, John "Paddy" (B), Northwestern.....	1920-25	Marchbroda, Ted (OB), Detroit.....	1957
	Oglesby, Cedric (K), South Carolina State.....	2001	Nagel, Ray (B), UCLA.....	1953
	Rackers, Neil (K), Illinois.....	2003-	Nagel, Ross (T), St. Louis.....	1942
	Stein, Bill (C), Fordham.....	1927-28	Sachs, Len (E), Loyola (Ill.) (also wore #22).....	1920-23, '25
<b>2</b>			Strader, Norman "Red" (B), St. Mary's (Calif.).....	1927
	Dunn, Joe (B), Marquette.....	1925-26	Towns, Robert (DB), Georgia.....	1960
	Furrer, Will (OB), Virginia Tech.....	1993		
	Moses, Ben (B), Grove City.....	1927-28	<b>8 (RETIRED)</b>	
	Mohardt, John (B), Notre Dame (also wore #15).....	1922-23	Lawrence, Jim (B), Texas Christian (also wore #11, 30).....	1936-39
	Peterson, Todd (K), Georgia.....	1994	McHan, Lamar (OB), Arkansas.....	1954-58
	Trippi, Charley (B), Georgia (also wore #62).....	1947-55	McMahon, Byron (G), Cornell.....	1923
	Zoia, Clyde (G), Notre Dame (also wore #8).....	1920-23	Tripucka, Frank (OB), Notre Dame.....	1950-52
<b>3</b>			Wilson, Larry (S), Utah (honored with number retirement).....	1960-72
	Butler, Kevin (K), Georgia.....	1996-97	Zoia, Clyde (G), Notre Dame (also wore #2).....	1920-23
	Butts, Ed (B), Chico State (also wore #17).....	1929		
	Garrison, Hal (B), Washington & Jefferson.....	1925-28	<b>9</b>	
	Gambrell, Billy (E), South Carolina.....	1963-67	Boyd, Shane (RB) Kentucky.....	2006
	Guglielmi, Ralph (OB), Notre Dame.....	1961	Bucklin, Tom (B), Idaho.....	1927
	Izo, George (OB), Notre Dame.....	1960	Cowhig, Jerry (B), Notre Dame.....	1950
	King, Andy (B), West Virginia.....	1923-24	Egan, Dick (E), Wilmington (also wore #7).....	1920-23
	Klumb, John (E), Washington State (also wore #56).....	1939-40	Foster, Ralph (T), Oklahoma A&M (also wore #60, 64, 77).....	1945-46
	Lange, Jim (E), Montana State.....	1929	Keenan, Sean (OB), Williams (Mass.).....	2000
	Novak, Nick (K), Maryland.....	2005	McMahon, Jim (OB), Brigham Young.....	1994
	Rosenbach, Timm (OB), Washington State.....	1989-92	Method, Russ (B), None.....	1929
	Scanlon, John (B), DePaul.....	1921	Panclter, Don (OB), San Francisco.....	1952
<b>4</b>			Sauter, Cory (QB), Minnesota.....	1998
	Anderson, Ed (E), Notre Dame (also wore #16, 22).....	1922-25		
	Barry, Norm (B), Notre Dame.....	1921	<b>10</b>	
	Hasselbeck, Tim (QB), Boston College.....	2007	Atkinson, Jess (K), Maryland.....	1985
	King, Shaun (OB), Tulane.....	2004	Beathard, Pete (OB), Southern California.....	1970-71
	Levy, Chuck (WR/RB/KR), Arizona.....	1994-95	Buckeye, Garland (T), None (also wore #14).....	1920-24
	Mahoney, Ike (B), Creighton.....	1925-28, '31	Claypool, Ralph (C), Purdue (also wore #30).....	1925-26, '28
	McGee, Bob (T), Santa Clara.....	1938	Donckers, Jeff (OB), San Diego State.....	1976-77
	Reed, Joe (B), Louisiana State (also wore #16, 19).....	1937, '39	Feagles, Jeff (P), Miami (Fla.).....	1994-97
	Tays, Jim (B), Penn State.....	1925	Fisher, Ev (B), Santa Clara (also wore #40).....	1938-39
<b>5</b>			Garza, Sammy (OB), Texas-El Paso.....	1967
	Barr, Mike (P), Rutgers.....	2007	Galbaugh, Stan (OB), Maryland.....	1991
	Davis, Greg (K), Citadel.....	1991-95	Gillies, Fred (T), Cornell (also wore #5, 11).....	1920-28
	Gillies, Fred (T), Cornell (also wore #10, 11).....	1920-28	Lee, John (K), UCLA.....	1966
	Hogeboom, Gary (OB), Central Michigan.....	1989	McInerney, Arnie (C), Notre Dame (also wore #11, 12).....	1920-27
	Hurlburt, John (G), Chicago.....	1924-25	Player, Scott (P), Florida State.....	1998-06
	Koehler, Bob (G), Northwestern (also wore #14, 18, 19).....	1921-26	Rector, Jamaica (WR), NW Missouri State.....	2007-
	LaRosa, Paul (E), None.....	1920-21	Swider, Larry (P), Pittsburg.....	1980
	May, Chad (OB), Kansas State.....	1996	Vesser, John (E), Idaho (also wore #28, 36).....	1927, '30-'31
	Mitchell, Tywan (WR/TE), Minn. St.-Mankato (also wore #83).....	1999-01	Zontini, Lou (B), Notre Dame.....	1940-41
	Risvold, Ray (B), St. Edwards (Tex.).....	1927-28		
<b>6</b>			<b>11</b>	
	Bryan, Jon (B), Chicago.....	1922	Agee, Sam (B), Vanderbilt.....	1938-39
	Crangle, John (B), Illinois.....	1923	Banonis, Vince (C), Detroit (also wore #32).....	1942, '46-'50
	Davey, Rohan (OB), Louisiana State.....	2005	Blake, Jeff (OB), East Carolina.....	2003
	Duncan, Tim (K), Oklahoma.....	2002-03	Bojovic, Novo (K), Central Michigan.....	1985
	Halstrom, Bernie (B), Illinois.....	1920-21	Bonner, Sherdick (OB), California State-Northridge.....	1999
	Hill, Don (B), Stanford.....	1929	Bulger, Chet (T), Auburn (also wore #70, 73).....	1942-43, '45-49
	Illman, Ed (B), Montana.....	1928	Elkins, Fall (B), Marshall.....	1939
	Lamb, Rod (B), Lombard.....	1926-27, '33	Fitzgerald, Larry (WR), Pittsburg.....	2004-
	Nedney, Joe (K), San Jose State.....	1997-99	Francis, Gene (B), Chicago.....	1926
	Ranspott, Keith (E), Southern Methodist.....	1940	Gillies, Fred (T), Cornell (also wore #5, 10).....	1920-28
	Wedel, Dick (G), Wake Forest.....	1948	Gilmore, Bryan (WR), Midwestern (Tex.) St. (also wore #86).....	2000-03
<b>7</b>			Graham, Kent (OB), Ohio State.....	1996-97
	Angsman, Elmer (B), Notre Dame.....	1946-52	Hock, John (T), Santa Clara.....	1950
	Arterburn, Elmer (B), Texas Tech.....	1954	Horne, Greg (P), Arkansas.....	1987-88
	Beuerlein, Steve (OB), Notre Dame.....	1993-94	Humphrey, Buddy (OB), Baylor.....	1963-65
	Dewell, Bill (E), Southern Methodist (also wore #41).....	1940-41, '45-49	Joyce, Don (T), Tulane (also wore #71).....	1951-53
	Egan, Dick (E), Wilmington (also wore #9).....	1920-23	Kasper, Kevin (WR), Iowa (also wore #82).....	2002-03
	Esiason, Boomer (OB), Maryland.....	1996	Lawrence, Jim (B), Texas Christian (also wore #8, 30).....	1936-39
	Gramatica, Bill (K), South Florida.....	2001-03	McInerney, Arnie (C), Notre Dame (also wore #10, 12).....	1920-27
	Grant, Hugh (B), St. Mary's (Calif.).....	1928	Moynihan, Tim (C), Notre Dame (also wore #40).....	1932-33
	Hall, John (B), Texas Christian (also wore #77).....	1940-41, '43	Nevers, Ernie (B), Stanford (also wore #44).....	1929-31
	Hogan, Tom (T), Detroit.....	1926	O'Donoghue, Neil (K), Auburn.....	1980-85
	Ivy, Frank (Pop), (E), Oklahoma (also wore #42, 51).....	1940-42, '45-47	Purdin, Cal (B), Tulsa.....	1943
	Johnson, Ray (B), Denver.....	1940	Rooney, Bill (C), None.....	1929
	Kupp, Craig (OB), Pacific Lutheran.....	1991	Rundquist, Elmer (T), Illinois.....	1922
	Leggett, Dave (B), Ohio State.....	1955	Schroeder, Jay (OB), UCLA.....	1994
	Leinart, Matt (OB), USC.....	2006-	Schubert, Eric (K), Pittsburg.....	1986
			Shaw, Dennis (OB), San Diego State.....	1974-75
			Tinsley, Gaynell (E), Louisiana State (also wore #31, 49).....	1937-38, '40
			Weller, Ray (T), Nebraska.....	1928-27
			Widerquist, Chet (T), Washington & Jefferson.....	1926-28
<b>12</b>				
			Braidwood, Charles (E), Tennessee-Chattanooga.....	1932
			Brunner, Scott (OB), Delaware.....	1985

## CLUB HISTORY

Carpenter, Chad (WR), Washington State .....	1997-99
Carrell, Duane (P), Florida State .....	1977
Davidson, Joe (G), Colgate .....	1928
Johnson, Charles (QB), New Mexico State .....	1961-69
Kassel, Charles (E), Illinois (also wore #43) .....	1929-33
Keithley, Gary (QB), Texas-El Paso .....	1973-75
Larson, Paul (QB), California .....	1957
Leonard, John (T), Indiana (also wore #19) .....	1922-23
Little, Steve (P/K), Arkansas .....	1978-80
Mackey, Kyle (QB), East Texas State .....	1984
McCown, Josh (QB), Sam Houston State .....	2002-05
McInerney, Arnie (C), Notre Dame (also wore #10, 11) .....	1920-27
Murphy, Bill (G), Washington (Mo.) (also wore #25) .....	1940-41
Nisbet, Dave (E), Washington .....	1933
Pardonner, Earl (B), Purdue .....	1934-35
Rattay, Tim (QB), Louisiana Tech .....	2007
Roach, John (QB), Southern Methodist .....	1956, 59-60
Romanik, Steve (G), Villanova .....	1953-54
Rouss, Doug (B), Kansas State (also wore #32, 33) .....	1934-39
Swanson, Evar (E), Lombard .....	1925-27
Stanley, Chad (P), Stephen F. Austin .....	2001
Tipton, Gregg (QB), Hawaii .....	1987
Tyler, Pete (B), Hardin-Simmons .....	1937-38
Vaughan, Charles (B), Tennessee .....	1936
Vokaty, Otto (B), Heidelberg .....	1933
Zelenick, Frank (T), Oglethorpe .....	1939

### 13

Chamberlin, Guy (C), Nebraska .....	1927
Crowder, Earl (B), Oklahoma .....	1939
Gallery, Jim (K), Minnesota .....	1987
Jacke, Chris (K), Texas-El Paso .....	1998-99
Maynard, Don (WR), Texas-El Paso .....	1973
Warner, Kurt (QB), Northern Iowa .....	2005-

### 14

Buckeye, Garland (T), None (also wore #10) .....	1920-24
Cater, Greg (P), Tennessee-Chattanooga .....	1986-87
Cherry, Ed (B), Hardin-Simmons .....	1938-39
Cuff, Ward (B), Marquette .....	1946
Drake, Kevin (WR), Alabama-Birmingham .....	1998
Etchevery, Sam (QB), Denver .....	1961-62
Folz, Art (B), Chicago (also wore #17) .....	1923-25
Greisen, Chris (QB), Northwest Missouri State .....	1999-01
Koehler, Bob (G), Northwestern (also wore #5, 18, 19) .....	1921-26
Loyd, Mike (QB), Missouri Southern State .....	1979-80
Madden, Lloyd (B), Colorado Mines .....	1940
Marelli, Ray (G), Notre Dame .....	1928
Marquardt, John (E), Illinois .....	1921
McIvor, Rick (QB), Texas .....	1984-85
Newhouse, Reggie (WR), Baylor (also wore #87) .....	2003-05
Nofsinger, Terry (QB), Utah .....	1965-66
Roberts, Hal (P), Houston .....	1974
Stater, Fred (T), Iowa (also wore #47, 91) .....	1926-31
Walkins, Todd (WR), Brigham Young .....	2006
Williams, Kevin (WR), Miami (Fla.) (also wore #84) .....	1997

### 15

Blanchard, Cary (K), Oklahoma State .....	2000-01
Blumer, Herb (E), Missouri (also wore #17, 20) .....	1925-30, '33
Breaston, Steve (WR), Michigan .....	2007-
Bruckner, Les (B), Michigan State .....	1945
Case, Stony (QB), New Mexico .....	1995-98
Christman, Paul (QB), Missouri (also wore #44) .....	1945-49
Cuzzo, Gary (QB), Virginia .....	1972
Curran, Harry (B), Boston College .....	1920-21
Curzon, Harry (B), None .....	1928
Holiday, Caryle (WR), Notre Dame .....	2005-06
Houghton, Jerry (T), Washington State .....	1951
Lomax, Neil (QB), Portland State .....	1981-89
Mohardt, John (B), Notre Dame (also wore #2) .....	1922-23
Parker, Buddy (B), Centenary .....	1937-43
Parsions, Preston (QB), Northern Arizona .....	2002-03
Pisarkiewicz, Steve (QB), Missouri .....	1977-79
Springsteen, Bill (E), Lehigh (also wore #18) .....	1927-28
Spurlock, Micheal (WR), Mississippi .....	2006
Wyche, Sam (QB), Furman .....	1976
Zimny, Bob (T), Indiana (also wore #63) .....	1945-49

### 16

Adams, Henry (C), Pittsburgh .....	1939
Anderson, Ed (E), Notre Dame (also wore #4, 22) .....	1922-25
Austin, Kent (QB), Mississippi .....	1986
Brennan, Willis (T), None (also wore #18, 19) .....	1920-27
Buck, Mike (QB), Maine .....	1995

Camarillo, Rich (P), Washington .....	1989-93
Erickson, Mickey (C), Northwestern .....	1930-31
Hill, King (QB), Rice .....	1960-69
Knight, Charles (C), None .....	1920-21
Lisch, Rusty (QB), Notre Dame .....	1980-84
Navarre, John (QB), Michigan .....	2004-06
Plasman, Dick (E), Vanderbilt .....	1946-47
Plummer, Jake (QB), Arizona State .....	1997-02
Van Galder, Tim (QB), Iowa State .....	1972-74

### 17

Araposthatis, Evan (P/K), Eastern Illinois .....	1986
Berger, Mitch (P), Colrado .....	2007
Blumer, Herb (E), Missouri (also wore #15, 20) .....	1925-30, '33
Bulls, Dave (QB), Duke .....	1998-2001
Butts, Ed (B), Chico State (also wore #3) .....	1929
Chandler, Chris (QB), Washington .....	1991-93
Compton, Ogden (QB), Hardin-Simmons .....	1955
Del Greco, Al (K), Auburn .....	1967-90
Folz, Art (B), Chicago (also wore #14) .....	1923-25
Hanlon, Bob (B), Loras .....	1948
Hart, Jim (QB), Southern Illinois .....	1966-83
Krieg, Dave (QB), Milton .....	1995
Kuهارich, Joe (G), Notre Dame (also wore #88) .....	1940-41, '45
Larson, Fred (C), Notre Dame .....	1929
Lauro, Lin (B), Pittsburgh .....	1951
Mason, Joel (E), Western Michigan .....	1939
Merkovsky, Elmer (T), Pittsburgh .....	1944
Montgomery, Ralph (T), Centre .....	1923
Nolan, Earl (T), Arizona .....	1937-38
Parker, Ezekiel (WR), Louisville .....	2002
Randolph, Clare (C), Indiana .....	1930
Rexer, Freeman (E), Tulane (also wore #62, 63) .....	1943, '45
Reynolds, Mack (QB), Louisiana State .....	1958-59
Root, Jim (QB), Miami (O.) .....	1953, '56
Rydzewski, Frank (T), Notre Dame .....	1921
Schneidman, Herman (B), Iowa .....	1940
Swartz, Chris (QB), Morehead State .....	1994
Waldron, Austin (G), Gonzaga .....	1927

### 18

Albert, Sergio (K), U.S. International .....	1974
Babartsky, Al (T), Fordham (also wore #24, 46) .....	1938-39, '41-42
Birdsong, Carl (P), Southwestern Oklahoma State .....	1981-85
Brennan, Willis (T), None (also wore #16, 19) .....	1920-27
Currian, Don (E), Boston College (also wore #54) .....	1943
Ellis, Walt (T), Detroit .....	1926-27
Gainor, Charles (E), North Dakota .....	1939
Harmon, Ham (C), Tulsa .....	1937
Holm, Bernie (B), Alabama .....	1932
Hughes, Bernie (C), Oregon .....	1934-36
Jackson, John (WR), Southern California (also wore #80) .....	1990-92
Kiesling, Walt (G), St. Thomas (Minn.) (also wore #19, 49) .....	1929-33
Kiley, Roger (E), Notre Dame .....	1923
Koehler, Bob (G), Northwestern (also wore #5, 14, 18, 19) .....	1921-26
Knox, Kevin (WR), Florida State (also wore #82) .....	1994
Larson, Lou (B), None .....	1929
Manges, Mark (QB), Maryland .....	1978
McCullough, Andy (WR), Tennessee .....	1998-99
Moe, Hal (B), Oregon State .....	1933
Mulleneaux, Lee (C), Arizona .....	1938
Petrovich, George (T), Texas .....	1943-50
Schwartz, Elmer (B), Washington State .....	1932
Soliday, Jake (WR), Northern Iowa .....	2002
Springsteen, Bill (E), Lehigh (also wore #15) .....	1927-28
Stoudt, Cliff (QB), Youngstown State .....	1966-88
Wallner, Fred (G), Notre Dame (also wore #61, 68) .....	1951-52, '54-55

### 19

Brennan, Willis (T), None (also wore #16, 18) .....	1920-27
Halloran, Shawn (QB), Boston College .....	1987
Jenkins, MarTay (WR), Nebraska-Omaha (also wore #82) .....	1999-02
Kiesling, Walt (G), St. Thomas (Minn.) (also wore #18, 49) .....	1929-33
Kilher, Lyons (G), None .....	1928
Koehler, Bob (G), Northwestern (also wore #5, 14, 18, 18) .....	1921-26
Leonard, John (T), Indiana (also wore #12) .....	1922-23
Lillard, Joe (B), Oregon State .....	1932-33
May, Bill (B), Louisiana State .....	1937-38
McCoy, LeRon (WR), Indiana (PA) .....	2005-06
Mehring, Pete (T), Kansas (also wore #23) .....	1934-36
Murphy, Jim (B), St. Thomas (Minn.) .....	1928
Plooe, Nathan (WR), Marshall (also wore #69) .....	2001, '02, '03
Reed, Joe (B), Louisiana State (also wore #4, 16) .....	1937, '39
Rucinski, Ed (E), Indiana (also wore #51) .....	1943-46

(All-Time Numerical Roster continued on page 320)

*(All-Time Numerical Roster continued from page 319)*

Sacca, Tony (QB), Penn State.....	1992-93
Smith, Charles (B), Georgia.....	1947
Spiller, Phil (DB), California State-Los Angeles.....	1967
Tupa, Tom (QB/P), Ohio State.....	1988-91
Underwood, John (G), None.....	1929
Williams, Jake (T), Texas Christian (also wore #42).....	1929-33
Wood, Mike (P/K), Southeast Missouri State.....	1978-79

**20**

Anderson, Damien (RB), Northwestern (also wore #22).....	2002-05
Auer, Howard (T), Michigan.....	1933
Bailey, Claron "Monk" (DB), Utah.....	1964-65
Bailey, Johnny (RB/KR), Texas A&M.....	1992-93
Barber, Mike (WR), Marshall.....	1989
Barnes, Mike (DB), Texas-Arlington.....	1967-68
Bell, Gordon (RB), Michigan.....	1978-79
Blumer, Herb (E), Missouri (also wore #15, 17).....	1925-30, '33
Brown, Ralph (CB), Nebraska.....	2007-
Chappell, Leon (G), None.....	1920-21
Coffee, Jim (B), Louisiana State.....	1937-38
Cross, Bill (B), West Texas State (also wore #90).....	1951-53
Curtis, Travis (FS), West Virginia.....	1987-88
Farr, Miller (DB), Wichita State.....	1970-72
Goble, Les (B), Alfred.....	1954-55
Hall, Ken (RB), Texas A&M.....	1959, 61
Kennedy, George (G), St. Bonaventure.....	1930
Lewis, Woodley (B), Oregon.....	1956-59
Moore, Ronald (RB), Pittsburg State (Kan.) (also wore #30), 1993-94, '97	
Neuman, Bob (E), Illinois Wesleyan.....	1934-36
Oliver, Clancy (CB), San Diego State.....	1973
Ramsey, Garrard (G), William & Mary.....	1946-51
Reid, Lamont (CB), North Carolina State (also wore #23).....	2005
Rohb, Hal (B), Wisconsin State-Oshkosh.....	1945
Sensibaugh, Mike (S), Ohio State.....	1972-77
Vodicka, Joe (B), None.....	1945
Waters, Andre (S), Cheyney State.....	1994
Willard, Ken (RB), North Carolina.....	1974

**21**

Beal, Norm (DB), Missouri.....	1962
Blackwell, Hal (B), South Carolina.....	1945
Bohlmann, Frank (G), Marquette.....	1942
Campbell, Bill (G), Oklahoma (also wore #53).....	1945-49
Davis, Cedric (CB), Tennessee State.....	1995
Davis, Dexter (DB), Clemson (also wore #48).....	1991-93
Dowling, Pat (E), DePaul.....	1929
Eaton, Tracey (S), Portland State.....	1990
Greene, Ed (E), Loyola (Ill.).....	1926-27
Hardy, Jim (B), Southern California (also wore #22, 24).....	1949-51
Hill, Renaldo (CB), Michigan State (also wore #45).....	2001-04
Horstmann, Roy (B), Purdue (also wore #42).....	1934
Jackson, Mark (CB), Abilene Christian.....	1987
Johnson, Al (B), Kentucky.....	1939-41
Keane, Tom (B), West Virginia.....	1955
Kingery, Ellsworth (B), Tulane.....	1954
Malloy, Les (B), Loyola (Ill.).....	1931-33
Metcalf, Eric (WR/KR), Texas.....	1998
Metcalf, Terry (RB), California State-Long Beach.....	1973-77
Miniefield, Kevin (DB), Arizona State.....	1997
Pangle, Hal (B), Oregon State.....	1935-38
Robnett, Marshall (G), Texas A&M (also wore #43).....	1943, '45
Rolle, Antrei (CB/S), Miami.....	2005-
Sandifer, Dan (B), Louisiana State.....	1953
Sears, Jim (DB), Southern California.....	1954, '57-58
Smith, Wilfred (E), DePaul.....	1923-25
Sleaf, Dave (WR), Portland State (also wore #84).....	1978-82
Stovall, Jerry (DB), Louisiana State.....	1963-71
Tinsley, Jess (T), Louisiana State (also wore #31).....	1929-33
Whitman, Laverne (B), Tulsa.....	1951-53
Williams, Clarence (RB), Michigan.....	1999-2000
Williams, James (CB), Fresno State.....	1994
Yeisley, Don (E), None.....	1927-28

**22**

Anderson, Damien (RB), Northwestern (also wore #20).....	2002-05
Anderson, Ed (E), Notre Dame (also wore #4, 16).....	1922-25
Baker, Conway (T), Centenary.....	1936-43, '45
Burt, Alex (CB), Colorado A&M.....	1958
Carier, Dyshod (CB), Kansas State (also wore #38).....	2004-05
Duerson, Dave (DB), Notre Dame.....	1991-93
Gault, Prentice (RB), Oklahoma.....	1961-67
Gehrke, Fred (B), Utah.....	1930-35
Gordon, Lou (T), Illinois.....	1930
Hardy, Jim (B), Southern California (also wore #21, 24).....	1949-51

Higgs, Mark (RB), Kentucky.....	1994-95
Jackson, Charley (B), Southern Methodist.....	1958
Kay, Bill (DB), Purdue.....	1984
Knight, Tom (CB), Iowa (also wore #24).....	1997-2001
Mailouf, Ray (B), Southern Methodist (also wore #78, 98).....	1941, '46-48
Paul, Don (DB/HB), Washington State (also wore #37).....	1950-53
Sachs, Len (E), Loyola (Ill.) (also wore #7).....	1920-23, '25
Smith, Ermit (RB), Florida.....	2003-04
Starks, Duane (CB), Miami (Fla.) (also wore #28).....	2002-04
Ware, Matt (CB/S), UCLA.....	2006-
Wehrli, Roger (CB), Missouri.....	1969-82
Wilson, Adrian (SS), North Carolina State (also wore #24).....	2001-

**23**

Blazina, Tony (T), Illinois Wesleyan.....	1935-40
Bradford, Ronnie (CB), Colorado.....	1996
Butler, John (B), Tennessee.....	1944
Clement, John (B), Southern Methodist.....	1941
Granger, Charles (G/T), Southern.....	1961
Hearst, Garrison (RB), Georgia.....	1993-95
Hunter, Darrell (CB), Miami (OH).....	2006
McGee, Dell (CB), Auburn (also wore #24).....	1996-98
Mehring, Pete (T), Kansas (also wore #19).....	1934-36
Paremore, Bob (RB), Florida A&M.....	1963-64
Perrin, Berny (FS), Alabama.....	1982-85
Reid, Lamont (CB), North Carolina State (also wore #20).....	2005
Rhinehart, Coby (DB), Southern Methodist.....	1999-03
Roland, Johnny (RB), Missouri.....	1966-72
Scott, Ed (FS), Grambling.....	1987
Speegle, Cliff (C), Oklahoma (also wore #64).....	1945
Stone, Ken (DB), Vanderbilt.....	1977-80
Thurman, Dennis (FS), Southern California.....	1986
Turner, Marcus (DB), UCLA.....	1989-91
Walls, Raymond (CB), Southern Mississippi.....	2005
Whalen, Bill (T), None.....	1920-24

**24**

Babartsky, Al (T), Fordham (also wore #18, 46).....	1938-39, '41-42
Baker, Roy (B), Southern California.....	1929-30
Bates, Mario (RB), Arizona State.....	1998-99
Brosky, Al (B), Illinois.....	1954
Brown, Terry (DB), Oklahoma State.....	1969-70
Carr, Jim (B), Morris Harvey.....	1955, '57
Cochran, John (B), Wake Forest.....	1947-50
Collins, Paul (B), Missouri.....	1945
Creighton, Milan (E), Arkansas (also wore #25).....	1931-37
Currie, Herschel (DB), Oregon State.....	1994
Hardy, Jim (B), Southern California (also wore #21, 22).....	1949-51
Hunter, Patrick (CB), Nevada.....	1995
Hust, Al (E), Tennessee.....	1946
Kellogg, Clarence (B) St. Mary's (Calif.).....	1936
Knight, Tom (CB), Iowa (also wore #22).....	1997-2001
Kuzman, John (T), Fordham.....	1941
McCarthy, John (B), St. Francis.....	1944
McGee, Dell (CB), Auburn (also wore #23).....	1996-98
Morris, Wayne (RB), Southern Methodist.....	1976-83
O'Connor, Dan (G), Georgetown.....	1920-24
Olson, Carl (T), UCLA.....	1942
Patrick, Frank (B), Pittsburgh.....	1938-39
Psaltis, Jim (B), Southern California.....	1953, '55
Reynolds, John (C), Baylor.....	1937
Sitko, Emil (B), Notre Dame.....	1951-52
Stacy, William (DB), Mississippi State.....	1959-63
Watkins, Bob (B), Ohio State.....	1958
Wilson, Adrian (S), North Carolina State (also wore #22).....	2001-
Wolfey, Ron (RB), West Virginia.....	1985-91

**25**

Bakken, Jim (K), Wisconsin.....	1962-78
Belden, Charles (B), St. Mary's (Calif.) (also wore #39).....	1929-31
Blair, Stanley (CB), Southeastern Oklahoma State.....	1990
Blount, Eric (RB/KR), North Carolina.....	1992-93
Brooks, Carlos (DB), Bowling Green.....	1995
Chavous, Corey (DB), Vanderbilt.....	1998-2001
Clark, Beryl (B), Oklahoma.....	1940
Creighton, Milan (E), Arkansas (also wore #24).....	1931-37
Dowell, Gwyn (B), Texas Tech.....	1935-36
Eckl, Bob (T), Wisconsin (also wore #46).....	1945
Goss, Jason (CB), Texas Christian.....	2003
Green, Roy (DB/WR), Henderson State (also wore #81).....	1979-90
Green, Eric (CB), Virginia Tech.....	2005-
Greene, Frank (B), Tulsa.....	1934
Higgins, Jim (G), Trinity Texas.....	1941
Koken, Mike (B), Notre Dame.....	1933

## CLUB HISTORY

Krejci, Joe (E), Peru State (Ind.).....	1934
McAfee, Fred (RB), Mississippi College.....	1994
Mitchell, Roland (CB), Texas Tech.....	1988-89
Moore, Bill (B), Loyola (La.).....	1932
Murphy, Bill (G), Washington (Mo.) (also wore #12).....	1940-41
Neill, Jim (B), Texas Tech.....	1939
Nolan, Dick (B), Maryland.....	1958
Norton, Jerry (DB), Southern Methodist.....	1959-61
Ohalefe, Heanyi (FS), Southern California.....	2004
Prentice, Travis (RB), Miami (O.).....	2002
Schilling, Andy (WR), Miami (O.).....	1988-89
Sims, Ken (CB), Iowa.....	1987

## 26

Apolskis, Ray (T), Marquette (also wore #69, 75).....	1941-42, 45-50
Bogue, George (B), Stanford.....	1930
Brown, J.B. (DB), Maryland.....	1998
Cecil, Chuck (FS), Arizona.....	1993
Colbert, Ronny (DB), Lamar.....	1977
Cook, Dave (B), Illinois.....	1934-36
Crump, Dwayne (DB), Fresno State.....	1973-76
Dougherty, Phil (C), Santa Clara.....	1938
Downs, Michael (FS), Rice.....	1989
Field, Amod (WR), Montclair State.....	1990-91
Fisher, Mike (WR), Baylor.....	1981
Handler, Phil (G), Texas Christian (also wore #32, 46).....	1930-36
Heidel, Jimmy (DB), Mississippi.....	1966
Hood, Roderick (CB), Auburn.....	2007-
Hullz, George (DT), Southern Mississippi.....	1962
Jones, Thomas (RB), Virginia.....	2000-02
Jones, Tony (DB), Syracuse (also wore #37).....	1995
Latourette, Chuck (DB/P), Rice.....	1967-68, 70-71
Ledbetter, Homer (B), Arkansas.....	1928-33
Lott, Thomas (RB), Oklahoma.....	1979
Lyles, Lester (FS), Virginia.....	1988
McDaniel, Emmanuel (CB), East Carolina.....	2003
Miller, Milford (G), Chadron State.....	1936-37
Price, Mitchell (DB), Tulane.....	1992
Schmitt, George (S), Delaware.....	1983
Smith, Ben (DB), Georgia.....	1995-96
Smith, George (B), Villanova.....	1943
Steinbach, Larry (T), St. Thomas (Minn.).....	1931-33
Tate, Robert (CB), Cincinnati.....	2004-06

## 27

Adams, Michael (CB) Louisiana-Lafayette.....	2007-
Allen, Carl (DB), Southern Mississippi.....	1977-82
Diehl, Charles (G), Idaho.....	1930-31
Dugan, Len (C), Wichita (also wore #46, 48).....	1937-39
Eason, Nijrell (DB), Arizona State.....	2002
Howard, Ty (CB), Ohio State (also wore #29).....	1997-98
Johnson, Gregory (SS), Oklahoma State.....	1987
Lokanc, Joe (G), Northwestern.....	1941
Macklin, David (CB), Penn State.....	2004-06
Martin, Glen (B), Southern Illinois.....	1932
Mayes, Tony (FS), Kentucky.....	1987
Moss, Eddie (RB), Southeast Missouri State.....	1973-76
Oldham, Chris (DB), Oregon.....	1991, 92, 93-94
Paul, Tilo (DB), Ohio State.....	1995-97
Shivers, Roy (RB), Utah State.....	1966-72
Taylor, Jay (CB), San Jose State.....	1989-92
Tipton, Howard (B), Southern California (also wore #34).....	1933-37

## 28

Arrington, J.J. (RB), California.....	2005-
Bennett, Tommy (S), UCLA.....	1996-2000
Berry, Gil (B), Illinois.....	1935
Bonelli, Ernie (B), Pittsburgh.....	1945
Carter, Ross (G), Oregon.....	1936-39
Ciccione, Ben (C), Duquesne.....	1942
Evans, Dick (E), Iowa (also wore #35).....	1940-43
Farmer, Ted (RB), Oregon.....	1978
Flemnick, Max (B), Geneva.....	1930
Giblin, Robert (DB), Houston.....	1977
Griffith, Homer (B), Southern California (also wore #33).....	1934
Jeffery, Tony (RB), Texas Christian.....	1988
Lainhart, Porter (B), Washington State.....	1933
Lofton, Steve (DB), Texas A&M (also wore #42).....	1991-93
Nesbitt, Dick (B), Drake (also wore #47).....	1933
Ogden, Ray (FL), Alabama.....	1965-66
Pittman Charlie, (RB), Penn State.....	1970
Rankin, Walt (B), Texas Tech (also wore #40, 42, 63).....	1941, '43, '45-47
Rashad, Ahmad (WR), Oregon.....	1972-73
Shaw, Jesse (G), Southern California.....	1931
Starks, Duane (CB), Miami (Fla.) (also wore #22).....	2002-04

Stringer, Scott (DB), California.....	1974
Toscani, Frank (B), St. Mary's (Calif.).....	1932
Vesser, John (E), Idaho (also wore #10, 36).....	1927, '30-31

## 29

Britton, Earl (B), Illinois.....	1929
Carter, Joe (E), Southern Methodist.....	1945
Cosner, Don (B), Montana State.....	1939
Doyle, Ted (E), Nebraska.....	1944
Harris, Quentin (S), Syracuse.....	2002-05
Hobley, Lilford (DB), Louisiana State.....	1985
Holloway, Johnny (CB), Kansas.....	1987
Holman, Scott (WR), Oregon.....	1986
Howard, Ty (CB), Ohio State (also wore #27).....	1997-98
Keys, Brady (DB), Colorado State.....	1966
Lynch, Lorenzo (DB), California State-Sacramento.....	1990-95
Martin, John (B), Oklahoma.....	1941-44
McDonnell, Mickey (B), None (also wore #44).....	1925-30
Murrell, Adrian (RB), West Virginia.....	1998-99
Shelley, Dex (B), Texas.....	1932
Williams, Gerald (CB), Langston.....	1980
Wood, Bob (T), Alabama.....	1940

## 30

Allen, Ed (E), Creighton.....	1928
Ayanbadejo, Obafermi (FB), San Diego State.....	2004-06
Boyd, Bill (B), Westminster (Mo.).....	1930-31
Bradley, Bill (DB), Texas.....	1977
Bradley, Hal (G), Iowa.....	1928
Brown, Lance (DB), Indiana.....	1995-96
Bryant, Charlie (RB), Allen (S.C.).....	1966-67
Chisick, Andy (C), Villanova.....	1940-41
Claypool, Ralph (C), Purdue (also wore #10).....	1925-26, '28
Finn, Bernie (B), Holy Cross.....	1932
Hammond, Gary (WR), Southern Methodist.....	1973-76
Hansen, Cliff (B), Luther.....	1933
Hinchman, Hub (B), Butler (also wore #32).....	1933-34
Lawrence, Jim (B), Texas Christian (also wore #8, 11).....	1936-39
Little, David (TE), Middle Tennessee State.....	1990
McElroy, Leeland (RB), Texas A&M.....	1996-97
Mitchell, Stump (RB), Citadel.....	1981-89
Monahan, Regis (G), Ohio State.....	1999
Moore, Ronald (RB), Pittsburg State (Kan.) (also wore #20).....	1993-94, '97
Morrow, John (G), Kearney State.....	1937-38
Person, Ara (TE), Morgan State.....	1972
Peterson, Ken (B), Gonzaga.....	1935
Shelby, Willie (RB), Alabama.....	1978
Simas, Bill (B), St. Mary's (Calif.).....	1932-33
White, Anthony (RB), Kentucky.....	2002
White, Paul (RB), Texas-El Paso.....	1970-71

## 31

Ashton, Josh (RB), Tulsa.....	1975
Beatty, Chuck (DB), North Texas State.....	1972
Brown, Rod (FB), North Carolina State.....	1997-98
Daanen, Jerry (WR), Miami (Fla.) (also wore #41).....	1968-70
Davis, Jerry (B), Southeast Louisiana.....	1948-51
Failing, Fred (G), Central J.C. (Kan.).....	1930
Fain, Richard (DB), Florida.....	1991
Ferrell, Earl (RB), East Tennessee State.....	1982-89
Field, Harry (T), Oregon State.....	1934-36
File, Ralph (G), Pittsburgh.....	1942, '45
Fitzgibbon, Paul (B), Creighton.....	1928
Hammack, Malcolm (RB), Florida.....	1955, 57-66
Harris, Odie (DB), Sam Houston State.....	1992-94
Hummel, Arnie (B), Lombard.....	1927
Johnston, Jimmy (B), Washington.....	1946
Shipp, Marcel (RB), Massachusetts.....	2001-
Syrmank, John (DB), Florida.....	1963
Terry, Ryan (RB), Iowa.....	1995-96
Tinsley, Gaynell (E), Louisiana State (also wore #11, 49).....	1937-38, '40
Tinsley, Jess (T), Louisiana State (also wore #21).....	1929-33
Weaver, Charles (G), Chicago (also wore #32).....	1930
Wilson, Gordon (C), Texas Mines.....	1942-43, 45

## 32

Anderson, Otis (RB), Miami (Fla.).....	1979-86
Banonis, Vince (C), Detroit (also wore #11).....	1942, 46-50
Croom, Larry (RB), Nevada-Las Vegas.....	2004
Daddio, Bill (E), Pittsburgh.....	1941-42
Deskin, Versi (E), Drake (also wore #45).....	1935-39
Flagler, Terrance (RB), Clemson.....	1990-91
Gray, Oscar (FB), Arkansas.....	1995
Grosverner, George (B), Colorado.....	1936-37
Handler, Phil (G), Texas Christian (also wore #26, 32).....	1930-36

(All-Time Numerical Roster continued on page 322)

*(All-Time Numerical Roster continued from page 321)*

Harrison, Reggie (RB), Cincinnati.....	1974
Harvey, Frank (FB), Georgia.....	1994
Hayden, Leo (RB), Ohio State.....	1972-73
Hinchman, Hub (B), Butler (also wore #30).....	1933-34
Holmer, Walt (B), Northwestern.....	1931-32
Jackson, James (RB), Miami.....	2005
James, Edgerrin (RB) Miami (FL).....	2006-
Johnson, LeShon (RB), Northern Illinois.....	1995-97
Jordan, Tony (RB), Kansas State.....	1988-89
Latin, Jerry (RB), Northern Illinois.....	1975-78
Mooney, Jim (T), Georgetown.....	1935
Pitman, Michael (RB), Fresno State.....	1998-2001
Russell, Doug (B), Kansas State (also wore #12, 33).....	1934-39
Weaver, Charles (G), Chicago (also wore #31).....	1930
Word, Barry (RB), Virginia.....	1994
<b>33</b>	
Barnes, Lawrence (RB), Tennessee State.....	1978
Belton, Willie (RB), Maryland State.....	1973-74
Bouie, Kevin (RB), Mississippi State.....	1997
Brown, Ivory Lee (RB), Arkansas-Pine Bluff.....	1991-92
Brown, Theotis (RB), UCLA.....	1979-81
Burch, John (RB), Tennessee-Martin.....	1989
Cahill, Ron (B), Holy Cross.....	1943
Ceatham, Lloyd (QB), Auburn (also wore #66).....	1942
Crenshaw, Willis (FB), Kansas State.....	1964-69
Evans, Earl (T), Harvard.....	1925
Glick, Frederick (DB), Colorado A&M.....	1960-61
Gray, Tim (DB), Texas A&M.....	1975
Griffith, Homer (B), Southern California (also wore #28).....	1934
Jackson, Roland (FB/LB), Rice.....	1962
Knolla, John (B), Creighton.....	1942, '45
Lee, Monte (LB), Texas.....	1961
Lind, Al (C), Northwestern.....	1936
Matson, Ollie (RB), San Francisco.....	1952-58
McAdoo, Derrick (RB), Baylor.....	1987-88
McCullough, Hugh (B), Oklahoma.....	1940-41
Morrow, Harold (FB), Auburn.....	2005
Olszewski, Johnny (B), California (also wore #36).....	1953-57
Okoniewski, Steve (DT), Washington (also wore #36).....	1976
Pappio, Joe (B), Haskell.....	1930
Russell, Doug (B), Kansas State (also wore #12, 32).....	1934-39
Scobey, Josh (B), Kansas State.....	2002-04
Sames, Bernie (B), Duquesne.....	1944
Walker, Quentin (RB), Virginia.....	1984-85
Willingham, Larry (DB), Auburn.....	1971-72, '76
Yablonski, Ventan (B), Columbia.....	1948-51
<b>34</b>	
Clark, Jessie (RB), Arkansas.....	1988-89
Glassgow, Willis (B), Iowa.....	1931
Griffith, Robert (FS), San Diego State.....	2005-06
Harder, Pat (B), Wisconsin.....	1948-50
Heater, Don (RB), Montana Tech.....	1972
Hickman, Larry (B), Baylor.....	1959
Hoage, Terry (S), Georgia.....	1994-96
Hunter, Monty (DB), Salem College.....	1983
Jackson, Dexter (FS), Florida State.....	2003-04
Jones, Steve (RB), Duke.....	1974-78
Jue, Bhaowh (S), Penn State.....	2007
Korman, William (LB), North Carolina.....	1959-67
Makovicka, Joel (FB), Nebraska.....	1999-02
Mumford, Tony (RB), Penn State.....	1965
Panelli, John (FB/LB), Notre Dame.....	1951-53
Rooney, Cobb (E), None.....	1929-30
Rooney, Cobb (E), None.....	1968-71
Rosema, Rocky (LB), Michigan.....	1990-92
Thompson, Anthony (RB), Indiana.....	1930-32
Tipton, Howard (B), Southern California (also wore #27).....	1933-37
<b>35</b>	
Burkett, Jeff (E), Louisiana State (also wore #88, 89).....	1947
Carter, Dyshod (CB), Kansas State (also wore #22 and #38).....	2004
Celestin, Oliver (SS), Texas Southern.....	2007-
Childress, Joe (RB), Auburn.....	1960, '62-65
Duggins, George (E), Purdue (also wore #43).....	1934
Evans, Dick (E), Iowa (also wore #28).....	1940-43
Griffin, Jeff (CB), Utah.....	1981-85
Kochel, Mike (G), Fordham.....	1939
Maple, Howard (B), Oregon State.....	1930
Masters, Walt (QB), Pennsylvania (also wore #40).....	1943-44
Mimbs, Robert (RB), Kansas.....	1988
Otis, Jim (RB), Ohio State.....	1973-78
Rogers, Glynn (G), Texas Christian.....	1939
Shazor, Ernest (S), Michigan.....	2005
Smith, Dennis (TE), Utah.....	1990
Stegert, Larry (RB), Texas A&M.....	1971
White, Arthur (G), Alabama.....	1940-41
Williams, Aeneas (CB), Southern.....	1991-00
<b>36</b>	
Balasz, Frank (B), Iowa (also wore #44).....	1941, '45
Barrett, David (CB), Arkansas.....	2000-03
Bukant, Joe (B), Washington (Mo.).....	1942-43
Butler, Jim (RB), Edward Waters (Fla.).....	1972
Christopherson, Ryan (FB), Wyoming.....	1996
Feri, Diamond (RB) Syracuse.....	2006
Harrington, Perry (RB), Jackson State.....	1984-85
Lane, MacArthur (R), Utah State.....	1968-71
Mestrik, Frank (RB), Marquette.....	1960-61
Okoniewski, Steve (DT), Washington (also wore #33).....	1976
Olszewski, Johnny (B), California.....	1953-57
Pasquariello, Ralph (B), Villanova.....	1951-52
Phillips, Rod (RB), Jackson State.....	1979-80
Reaves, Ken (S), Norfolk State.....	1974-77
Ribble, Loran (G), Hardin-Simmons.....	1933
Sikahema, Vai (RB/KR), Brigham Young.....	1986-90
Sloan, Dwight (QB), Arkansas.....	1938
Szot, Walt (T), Bucknell.....	1946-48
Thornton, Bill (RB), Nebraska.....	1963-65, '67
Vesser, John (E), Idaho (also wore #10, 28).....	1927, '30-31
Withrow, Cal (C), Kentucky.....	1974
<b>37</b>	
Allen, Jeff (DB), Iowa State.....	1971
Brown, Hardy (LB), Tulsa.....	1956
Centers, Larry (RB), Stephen F. Austin.....	1990-98
Cowan, Larry (RB), Jackson State.....	1987
Fischer, Pat (DB), Nebraska.....	1961-67
Geni, Joe (B), Georgia.....	1952
Goodman, Don (RB), Cincinnati (also wore #40).....	1987
Greene, Ken (DB), Washington State.....	1978-82
Guidry, Kevin (CB), Louisiana State.....	1989
Jones, Tony (DB), Syracuse (also wore #26).....	1995
King, Emmett (B), None.....	1954
Lach, Steve (B), Duke.....	1942
Mayes, Adrian (SS), Louisiana State.....	2004-05
Milligan, Hank (SS), Houston.....	2006
Moore, Ricky (FB), Alabama.....	1988
Owens, Mary (WR), San Diego State.....	1973
Paul, Don (DB/DB), Washington State (also wore #22).....	1950-53
Philpott, Dean (B), Fresno State.....	1958
Rose, Gene (DB), Wisconsin (also wore #38).....	1929-32
Schwall, Vic (B), Northwestern (also wore #89).....	1947-50
Self, Clarence (B), Wisconsin.....	1949
Spinks, Jack (G), Alcorn A&M.....	1953
Stewart, Vaughan (C), Alabama.....	1943
Wilson, Mike (DB), Western Illinois.....	1969
Woodshick, Tom (RB), West Virginia.....	1972
<b>38</b>	
Burns, Leon (RB), California State-Long Beach.....	1972
Carter, Dyshod (CB), Kansas State (also wore #22 and #35).....	2004
Crass, Bill (B), Louisiana State.....	1937
Dunstan, Elwyn (T), Portland.....	1938-39
Harris, Kenny (DB), North Carolina State.....	1997
Nelson, Lee (S), Florida State.....	1976-86
Rose, Gene (DB), Wisconsin (also wore #37).....	1929-32
Sabadors, Andy (G), Citadel.....	1939-40
Scales, Hurler (DB), North Texas State.....	1974
Shook, Fred (C), Texas Christian.....	1941
Triplett, Bill (RB), Miami (C.).....	1962-63, 65-66
Zordich, Michael (S), Penn State.....	1989-93
<b>39</b>	
Belden, Charles (B), St. Mary's (Calif.) (also wore #25).....	1929-31
Bronson, John (TE/FB) Penn State (also wore #85).....	2005-06
Curcillo, Tony (B), Ohio State.....	1953
DeCorviant, Bill (B), Northwestern.....	1947-48
Druis, Al (B), Temple.....	1945-46
Edwards, CID (RB), Tennessee State.....	1968-71
Harrell, Willard (RB), Pacific.....	1978-84
Henesey, Brian (RB), Bucknell.....	1994
Johnson, Johnny (RB), San Jose State.....	1990-92
McKinley Dennis (FB), Mississippi State.....	1999-2002
Perka, John (G), Minnesota.....	1944
Richardson, C.J. (DB), Miami (Fla.).....	1995
Sargent, Broderick (RB), Baylor.....	1986-87

**40 (Retired)**

Adams, Michael (CB), Arkansas State	1989
Bredde, Bill (B), Oklahoma A&M	1954
Conrad, Bobby Joe (FL), Texas A&M	1950-68
Crow, Lindon (DB), Southern California	1955-57
Fisher, Ev (B), Santa Clara (also wore #10)	1938-39
Gay, Bill (B), Notre Dame	1951-52
Goodman, Don (RB), Cincinnati (also wore #37)	1987
Greene, Doug (DB), Texas A&I	1978
Love, Randy (RB), Houston	1979-85
Massey, Robert (DB), North Carolina Central	1991-93
Masters, Walt (CB), Pennsylvania (also wore #35)	1943-44
Moore, Derrick (RB), Northeastern State (Okla.)	1996-97
Moynihan, Tim (C), Notre Dame (also wore #11)	1932-33
Norman, Bob (C), None	1945
Popovich, John (B), St. Vincent	1944
Rankin, Walt (B), Texas Tech (also wore #26, 42, 63)	1941, '43, '45-47
Sarringhaus, Paul (B), Ohio State	1946
Smith, Bill (E), Washington	1934-39
Tillman, Pat (S), Arizona State (honored with number retirement)	1998-2001
Triplett, Wally (B), Penn State	1952-53
Washington, Eric (DB), Texas-El Paso	1972-73
Yarr, Tom (C), Notre Dame	1933

**41**

Bedford, Vance (CB), Texas	1982
Bova, Tony (E), St. Francis	1944
Carler, Carl (CB), Texas Tech	1986-89
Carler, Willie (B), Tennessee State	1953
Curry, Clarence (CB), Villanova	2004
Daanen, Jerry (WR), Miami (Fla.) (also wore #31)	1968-70
Dewell, Bill (E), Southern Methodist (also wore #7)	1940-41, '45-49
Duren, Clarence (S), California	1973-76
Gherschlich, Vernon (G), Auburn	1943
Hill, James (DB), Sam Houston State	1960-64
Lucas, Justin (DB), Abilene Christian	1999-2003
Murphy, Tom (B), Arkansas	1934
Polsfof, Fran (E), Washington State	1950-52
Provost, Ted (DB), Ohio State	1971
Rogge, George (E), Iowa	1931-33
Sarboe, Phil (B), Washington State	1934-36
Shenefelt, Paul (T), Manchester	1934-35
Thomas, Jim (G), Oklahoma	1939-40
Wheeler, Ernie (B), North Dakota State	1939, '42
Wright, Nate (DB), San Diego State	1969-70

**42**

Booty, John (DB), Texas Christian	1993
Detwiler, Chuck (S), Utah State	1973
Dove, Bob (E), Notre Dame	1948-53
Duggan, Gil (T), Oklahoma (also wore #60, 64)	1942-43, '45
Goldberg, Marshall 'Bigge' (B/DB), Pittsburgh	1939-40, '46-48 (also wore #73, 99)
Hodgins, James (FB), San Jose State	2003-05
Holt, Terrence (FS), North Carolina State	2007
Horstmann, Roy (B), Purdue (also wore #21)	1934
Ivy, Frank (PG), E., Oklahoma (also wore #7, 51)	1940-42, '45-47
Johnson, Bobby (DB), Texas	1985-86
Lassiter, Kwamie (DB), Kansas	1995-92
Lofton, Steve (DB), Texas A&M (also wore #28)	1991-93
Preston, John (SS), Central State (Okla.)	1987
Rankin, Walt (B), Texas Tech (also wore #28, 40, 63)	1941, '43, '45-47
Sanders, Lonnie (DB), Michigan State	1968-69
Thompson, Norm (DB), Utah (also wore #43)	1971-76
Wicks, Bob (WR), Utah State	1972
Williams, Herb (DB), Southern	1981-82
Williams, Jake (T), Texas Christian (also wore #42)	1929-33
Wilson, Bill (E), Gonzaga	1935-37
Woodson, Abe (DB), Illinois	1965-66

**43**

Anderson, Stevie (WR), Grambling State (also wore #82)	1995-96
Bayless, Martin (DB), Bowling Green	1984
Busler, Ray (T), Marquette (also wore #97)	1940-41, '45
Carpenter, Steve (DB), Western Illinois	1981
Darby, Matt (S), UCLA	1996-97
Duggins, George (E), Purdue (also wore #35)	1934
Kassel, Charles (E), Illinois (also wore #12)	1929-33
Montgomery, Bill (B), Louisiana State	1946
Nichelmini, Al (B), St. Mary's (Calif.)	1935-36
Plummer, Tony (DB), Pacific	1970
Robnett, Marshall (G), Texas A&M (also wore #21)	1943, '45
Sauls, Mac (DB), Southwest Texas State	1968-69
Thompson, Norm (DB), Utah (also wore #42)	1971-76
Young, Lonnie (FS), Michigan State	1985-90

**44**

Anderson, Donny (RB), Texas Tech	1972-74
Baker, Tony (RB), East Carolina	1989
Balasz, Frank (B), Iowa (also wore #36)	1941, '45
Barry, Paul (B), Tulsa	1954
Baxter, Jarrod (FB), New Mexico	2005
Bridley, Hal (E), Elon	1938-39
Brum, Michael (CB), Virginia Union	1988
Christman, Paul (QB), Missouri (also wore #15)	1945-49
Collier, Tim (CB), East Texas State	1980-81
Crow, John David (RB), Texas A&M	1958-64
Franklin, George (RB), Texas A&I	1977-78
Gasparella, Joe (B), Notre Dame	1951
Gilliam, John (WR), South Carolina State	1969-71
Graham, Al (G), None	1932-33
Johnson, D.J. (DB), Kentucky	1996
Karras, John (B), Illinois	1952
Longo, Tom (DB), Notre Dame	1971
Mann, Dave (B), Oregon State	1955-57
McCleskey, J.J. (DB), Tennessee	1996-00
McDonnell, Mickey (B), None (also wore #29)	1925-30
Nevers, Ernie (B), Stanford (also wore #11)	1929-31
Samuels, Terry (TE), Kentucky (also wore #89)	1994-95
Schable, A.J. (FB), South Dakota (also wore #96)	2006
Smith, Wayne (CB), Purdue	1982-86
Stone, Michael (CB), Memphis	2001-04
Swistowicz, Mike (B), Notre Dame	1950
Volk, Bill (G), Tulsa	1934-39
Woolsey, Rolly (DB), Boise State	1978

**45**

Aldridge, Melvin (S), Murray State	1995
Booth, Clarence (T), Southern Methodist	1943
Carr, Lydel (FB), Oklahoma	1989
Deskin, Versi (E), Drake (also wore #32)	1935-39
Driskill, Joseph (DB), Northeast Louisiana	1960-61
Durko, John (E), Albright	1945
Fuller, Larry (B), None	1945
Hanson, Homer (G), Kansas State	1935-36
Hill, Renaldo (CB), Michigan State (also wore #21)	2001-04
Hoey, George (DB), Michigan	1971
Kichelski, Walt (E), Miami (Fla.)	1944
McNally, Frank (C), St. Mary's (Calif.)	1931-34
Thomas, Wilson (B), Washington (Mo.)	1942
Silvestri, Carl (DB), Wisconsin	1965
Smith, Cedric (FB), Florida	1996-98
Smith, Leonard (DB), McNeese State	1983-88
Smith, Perry (DB), Colorado State	1977-79
Smith, Terrelle (FB), Arizona State	2007
Tolbert, Jim (S), Lincoln (Mo.)	1973-75
Uowich, Mitch (T), San Jose State	1945
Williams, Bobby (DB), Central State (Okla.)	1966-67

**46**

Alexander, Brent (DB), Tennessee State	1994-97
Babartsky, Al (T), Fordham (also wore #18, 24)	1938-39, '41-42
Bessilleu, Don (S), Georgia Tech	1982
Castille, Tim (FB), Alabama	2007
Dugan, Len (C), Wichita (also wore #27, 48)	1937-39
Eckl, Bob (T), Wisconsin (also wore #25)	1945
Handler, Phil (G), Texas Christian (also wore #26, 46)	1930-36
Hefflin, Victor (DB), Delaware State	1983
Johnson, Charles (DB), Grambling	1981
Johnson, Paris (DB), Miami (O.)	1999
Lee, Jeff (WR), Nebraska	1980
Marotti, Lou (G), Toledo (also wore #64, 77)	1943-45
McDonald, Tim (SS), Southern California	1987-92
Mikulak, Mike (B), Oregon (also wore #48)	1934-36
Pearson, Bert (C), Kansas State	1935-36
Rue, Joshua (FB), Duquesne	2003-04
Seno, Frank (B), George Washington (also wore #54)	1945-46
Sevenson, Jeff (CB), Long Beach State	1976-77
Spencer, Maurice (DB), North Carolina Central	1974
Wright, Charles (CB), Tulsa	1987

**47**

Bausch, Jim (B), Kansas	1933
Campana, Al (B), Youngstown State	1953
Conley, Steve (LB), Kansas	1972
Cuppolatti, Bree (G), Oregon	1934-36
Douds, Forrest (T), Washington & Jefferson	1932
Francisco, Aaron (S), Brigham Young	2005
Gordon, Bob (B), Tennessee	1958
Hambrick, Troy (RB), Savannah State	2004

(All-Time Numerical Roster continued on page 324)



(All-Time Numerical Roster continued from page 323)

Hogue, Murrell (T), Centenary.....	1929
Kinek, George (B), Tulane.....	1954
Lee, Bobby (E), Minnesota.....	1968
Mack, Cedric (DB), Baylor.....	1983-90
Morgan, Don (DB), Nevada-Reno.....	2002
Nesbitt, Dick (B), Drake (also wore #28).....	1933
Parker, Joe (E), Texas (also wore #81).....	1946-47
Popa, Eli (B), Illinois.....	1952
Slater, Fred (T), Iowa (also wore #14, 91).....	1926-31
Younger, Jordan (DB), Connecticut.....	2000

48

Aldrich, Ki (C), Texas Christian.....	1939-40, '43
Atkins, Robert (DB), Grambling.....	1968-69
Baynham, Craig (RB), Georgia Tech.....	1972
Bergerson, Gil (T), Oregon State.....	1933
Bishop, Dexter (DB), Clemson (also wore #21).....	1991-93
Dugan, Len (C), Wichita (also wore #27, 46).....	1937-39
Fiske, Max (B), DePaul.....	1937
Hayes, Jarius (TE), North Alabama (also wore #89).....	1996, '98
Henry, Steve (DB), Emporia State.....	1979-80
Hill, Irv (B), Trinity (Tex.).....	1931-32
Hodel, Nathan (LB), Illinois.....	2001-
Hoel, Bob (G), Pittsburgh.....	1937-38
McBride, Oscar (TE), Notre Dame (also wore #87).....	1995-96
Mikulak, Mike (B), Oregon (also wore #46).....	1934-36
Morrow, Bob (G), Illinois Wesleyan.....	1941-43
Philips, Reggie (CB), Southern Methodist.....	1988
Poole, Jim (E), Mississippi.....	1945
Schultz, Eberle (G), Oregon State.....	1944
Schwartz, Don (DB), Washington State.....	1981
Strausbaugh, Jim (B), Ohio State.....	1946
Washington, Lionel (DB), Tulane.....	1983-86

49

Barni, Roy (B), San Francisco.....	1952-53
Bernardi, Frank (B), Colorado.....	1955-57
Burson, Jim (DB), Auburn.....	1963-67
Diamond, Lorenzo (TE), Auburn.....	2003-04
Eikenberg, Charles (OB), Rice.....	1948
Fann, Chad (TE), Florida A&M (also wore #86).....	1993-95
Hackbart, Dale (DB), Wisconsin.....	1971-72
Hart, Lawrence (TE), Southern.....	2001
Huffman, Frank (G), Marshall.....	1939-41
Isaacson, Ted (T), Washington.....	1934-35
Kiesling, Walt (G), St. Thomas (Minn.) (also wore #18, 19).....	1929-33
Lasker, Greg (FS), Arkansas.....	1988
Maddock, Bob (G), Notre Dame (also wore #68).....	1942, '46
Noga, Niko (LB), Hawaii (also wore #57).....	1984-88
Reynolds, Bill (B), Mississippi.....	1945
Robinson, Jack (T), Northeast Missouri State.....	1936-37
Spence, Julian (B), Sam Houston State.....	1956
Thurbon, Bob (B), Pittsburgh.....	1944
Tinsley, Gaynell (E), Louisiana State (also wore #11, 31).....	1937-38, '40
Wagstaff, Jim (B), Idaho State.....	1959
West, William (DB), Oregon.....	1960-61

50

Alford, Mike (C), Auburn.....	1965
Beauchamp, Al (LB), Southern.....	1978
Boyette, Garland (LB), Grambling State.....	1962-63
Cantor, Leo (B), UCLA (also wore #82).....	1945
Coomer, Joe (T), Stephen F. Austin.....	1947-49
Field, Doak (LB), Baylor.....	1982
Gillis, Don (C), Rice.....	1958-61
Harris, Bob (LB), Auburn.....	1983-85
Hartle, Greg (LB), Newberry (S.C.).....	1974-76
Jaroschuk, Ila (LB), N. Hampshire.....	1987-88, '89
Jennings, John (T), Ohio State (also wore #70).....	1950-57
Johnson, Al (C), Wisconsin.....	2007-
Maeda, Chet (B), Colorado A&M.....	1946
McCombs, Tony (LB), Eastern Kentucky.....	1997-98
McIntyre, Jeff (LB), Arizona State.....	1980
Merritt, David (LB), North Carolina State.....	1993-95
Mulligan, Wayne (C), Clemson.....	1969-73
Nunn, Freddie Joe (DE), Mississippi (also wore #58, 78).....	1985-93
Puki, Craig (LB), Tennessee.....	1982
Putman, Earl (C), Arizona State.....	1957
Robinson, Jeroy (LB), Texas A&M.....	1990
Simmons, John (C), Detroit.....	1951-56
Starkey, Jason (C), Marshall.....	2000-03
Towns, Lester (LB), Washington.....	2005
Watt, Walt (B), Miami (Fla.).....	1945
Wukits, Al (C), Duquesne.....	1944

51

Allerman, Kurt (LB), Penn State.....	1977-80, '82-84
Bates, Theodore (LB), Oregon State (also wore #81).....	1960-62
Blackstock, Darryl (LB), Virginia (also wore #55).....	2005-07
Brahaney, Tom (C), Oklahoma.....	1973-81
Burton, Ron (LB), North Carolina.....	1989
Chilton, Gene (C), Texas (also wore #58).....	1986-87
Christensen, Marty (B), Minnesota.....	1940
Cobbins, Lyon (LB), Notre Dame.....	1997
Darling, James (LB), Washington State.....	2003-06
Eggers, Doug (LB), South Dakota State.....	1958
Faulk, Trev (LB), Louisiana State (also wore #54).....	2002-03
Gill, Randy (LB), San Jose State.....	1978
Hunley, Ricky (LB), Arizona.....	1988
Ivy, Frank (Pop) (E), Oklahoma (also wore #7, 42).....	1940-42, '45-47
Jones, Greg (LB), Colorado (also wore #59).....	2002
Kasperek, Dick (C), Iowa State.....	1966-68
Lewis, Bill (C), Nebraska.....	1990-92
Liebel, Frank (E), Norwich.....	1948
Mertes, Bernard (B), Iowa.....	1945
Monaco, Rob (C), Vanderbilt.....	1985
Olerich, Dave (LB), San Francisco.....	1969-70
Radecic, Keith (C), Penn State.....	1987
Rucinski, Ed (E), Indiana (also wore #19).....	1943-46
Ruether, Mike (C), Texas.....	1986-87
Rutledge, Johnny (LB), Florida (also wore #58).....	1999-02
Sanford, Leo (C), Louisiana Tech (also wore #73).....	1951-57
Shanks, Simon (LB), Coahoma J.C. (Miss.).....	1995
Wham, Tom (E), Furman.....	1949-51
White, Ray (LB), Syracuse (also wore #55).....	1975-76

52

Baker, Charles (LB), New Mexico.....	1980-87
Beisel, Monty (LB), Kansas State.....	2006-
Caldwell, Mike (LB), Middle Tennessee State.....	1997
Clancy Sean (LB), Amherst.....	1979-80
Fisher, Levar (LB), North Carolina State.....	2002-04
Kirk, Randy (LB), San Diego State (also wore #57).....	1989, '94-95
Leasy, Wesley (LB), Mississippi State.....	1995-96
LeVeck, Jack (LB), Ohio.....	1973-74
McDonald, Mike (LB), Catawba.....	1976
McGraw, Mike (LB), Wyoming.....	1976
Mitchell, Lance (LB), Oklahoma.....	2005
O'Brian, Dave (G), Boston College.....	1986-87
Ogle, Rick (LB), Colorado.....	1971
Rushing, Marion (LB), Southern Illinois.....	1959, '62-65
Small, Jessie (LB), Eastern Kentucky.....	1992
Watz, Zack (LB), Dartmouth.....	1998-2001
Washington, Chris (LB), Iowa State.....	1990
Wright, Willie (TE/H-B), Wyoming (also wore #80).....	1992

53

Cain, Jim (E), Alabama.....	1949
Campbell, Bill (G), Oklahoma (also wore #21).....	1945-49
Davis, Wayne (LB), Alabama.....	1987-88
Faust, George (B), Minnesota.....	1939
Fritsch, Ernest (C), Detroit.....	1960
Jankovich, Keaver (E), Pacific (also wore #61).....	1953
Jax, Garth (LB), Florida State.....	1989-95
Keys, Isaac (LB), Morehouse.....	2004-06
Klimes, Tony (E), Illinois (also wore #61).....	1951-52
Maddox, Mark (LB), Northern Michigan.....	1998-00
Magulick, George (B), St. Francis.....	1944
Neils, Steve (LB), Minnesota.....	1974-80
Rivers, Jamie (LB), Bowling Green.....	1968-73
Shaffer, Craig (LB), Indiana State.....	1982-84
Simmons, Dave (LB), Georgia Tech.....	1965-66
Tubbs, Jerry (LB), Oklahoma.....	1957-58
Young, Michael (LB), Illinois.....	2001-03

54

Banks, Tom (C), Auburn.....	1971-80
Braxton, David (LB), Wake Forest.....	1990-93
Coppage, Al (E), Oklahoma.....	1940-42
Currivan, Don (E), Boston College (also wore #18).....	1943
Faulk, Trev (LB), Louisiana State (also wore #51).....	2002
Graham, Aaron (C), Nebraska.....	1996-99
Hardy, Darryl (LB), Tennessee.....	1984-95
Hayes, Gerald (LB), Pittsburgh.....	2003-
Junior, E. J. (LB), Alabama.....	1981-88
McKenzie, Reggie (LB), Tennessee.....	1989
Pierce, Don (C), Kansas.....	1943
Sanyika, Sekou (LB), California.....	2000-01

## CLUB HISTORY

Sheno, Frank (B), George Washington (also wore #46)..... 1945-46  
Wheeler, Ted (G), West Texas State..... 1967-68

### 55

Bagdon, Ed (G), Michigan State..... 1950-51  
Beil, Anthony (LB), Michigan State..... 1986-90  
Blackstock, Darryl (LB), Virginia (also wore #51)..... 2005-07  
Bradley, Dave (G), Penn State..... 1972  
Colhouer, Jake (G), Oklahoma A&M..... 1946-48  
Davis, Billy (DB), Clemson..... 1984  
Elitzey, Charles (C), Southern Mississippi..... 1960-61  
Goode, Irv (G/C), Kentucky..... 1962-71  
Griffin, Bob (C/G), Arkansas..... 1961  
Jones, Jock (LB), Virginia Tech..... 1991-93  
Koegel, Warren (G), Penn State..... 1973  
Marshall, Wilber (LB), Florida..... 1994  
McDonald, Devon (LB), Notre Dame..... 1996  
Okobi, Chucky (C) Purdue..... 2007  
Oliver, Vince (QB), Indiana..... 1945  
Robbins, John (B), Arkansas..... 1938-39  
Sapp, Patrick (LB), Clemson..... 1998-99  
Spradlin, Danny (LB), Tennessee..... 1985  
Thompson, Ray (LB), Tennessee..... 2000-04  
West, Stan (G), Oklahoma..... 1956-57  
Whitaker, Bill (DB), Missouri..... 1983-84  
White, Ray (LB), Syracuse (also wore #51)..... 1975-76  
Williams, Eric (LB), Southern California..... 1977-82

### 56

Bradley, Melvin (LB), Arkansas..... 1999  
DiBernardo, Rick (LB), Notre Dame..... 1986  
Harvey, Ken (LB), California..... 1988-93  
Healy, Chip (LB), Vanderbilt..... 1969-70  
Irving, Terry (LB), McNeese State..... 1994-98  
Kearney, Tim (LB), Northern Michigan..... 1976-81  
Klumb, John (E), Washington State (also wore #3)..... 1939-40  
McDonough, Coley (B), Dayton..... 1939, '44  
McGill, Mike (LB), Notre Dame..... 1971-72  
Okeafor, Chike (DE/LB), Purdue..... 2005-06  
Scott, Carlos (C), Texas-El Paso..... 1983-85  
Williams, Rex (C), Texas Tech..... 1940  
Woods, LeVar (LB), Iowa..... 2001-04

### 57

Arneson, Mark (LB), Arizona..... 1972-80  
Blackburn, Bill (C), Rice..... 1946-50  
Brettschneider, Carl (LB), Iowa State..... 1956-59  
Davis, Bill (T), Texas Tech..... 1940-41  
Eliopoulos, Jim (LB), Wyoming..... 1983  
Gillien, John (LB), Illinois..... 1981-82  
Groom, Jerry (C), Notre Dame..... 1951-55  
Holloway, David (LB), Maryland..... 2007-08  
Huff, Orlando (LB), Fresno State..... 2005-06  
Kauahi, Kani (C), Hawaii..... 1989-91, '93  
Kirk, Randy (LB), San Diego State (also wore #52)..... 1989, '94-95  
McKinnon, Ronald (LB), North Alabama..... 1996-04  
Noga, Niko (LB), Hawaii (also wore 49)..... 1984-88  
Noga, Peter (LB), Hawaii..... 1987  
Parish, Don (LB), Stanford..... 1970-72  
Parlavescchio, Chet (LB), Penn State..... 1983  
Strofolino, Mike (LB), Villanova..... 1966-68

### 58

Ahrens, Dave (LB), Wisconsin..... 1981-84  
Bartfield, John (LB), Texas A&I..... 1978-80  
Black, Tim (LB), Baylor..... 1977  
Chilton, Gene (C), Texas (also wore #51)..... 1986-87  
Dansby, Karlos (LB), Auburn..... 2004-05  
Folston, James (LB), Northeast Louisiana..... 1999-2001  
Hill, Eric (LB), Louisiana State..... 1989-97  
Mack, Terrence (LB), Clemson..... 1987  
Miller, Terry (LB), Illinois..... 1971-74  
Nun, Freddie Joe (DE), Mississippi (also wore #50, 76)..... 1985-93  
Rutledge, Johnny (LB), Florida (also wore #51)..... 1999-02  
Seabron, Thomas (LB), Michigan..... 1980  
Tonelli, Mario "Motts" (B), Notre Dame (also wore #99)..... 1940, '45

### 59

Barnes, Pete (LB), Southern..... 1973-75  
Bavaro, David (LB), Syracuse..... 1990  
Clark, Ernie (LB), Michigan State..... 1968  
Cunningham, Ed (C), Washington (also wore #79)..... 1992-95  
Davis, Paul (LB), North Carolina..... 1983  
Favron, Calvin (LB), Southeast Louisiana..... 1979-82  
Forney, Phil (LB), East Tennessee State..... 1987

Fredrickson, Rob (LB), Michigan State..... 1999-02  
Gersbach, Carl (LB), West Chester State..... 1976  
Howard, Thomas (LB), Texas Tech..... 1984-85  
Joe, Leon (LB), Maryland..... 2004  
Johnson, Brandon (LB) Louisville..... 2006-07  
Johnson, Eric (LB), Nebraska..... 2005  
Jones, Greg (LB), Colorado (also wore #51)..... 2002  
Jones, Tyrone (LB), Southern..... 1988  
Joyner, Seth (LB), Texas-El Paso..... 1994-96  
Kellum, Marv (LB), Wichita State..... 1977  
Lyman, Jeff (LB), Brigham Young..... 1972  
Townsend, Curtis (LB), Arkansas..... 1978

### 60

Alvord, Steve (DT), Washington..... 1987-88  
Baker, Al (DE), Colorado State..... 1983-86  
Burke, Thomas (DE), Wisconsin (also wore #95)..... 1999-02  
Colton, Barney (G), Nebraska..... 1980-82  
Dobler, Conrad (G), Wyoming (also wore 66)..... 1972-77  
Duggan, Gil (T), Oklahoma (also wore #42, 64)..... 1942-43, '45  
Finnie, Roger (T), Florida A&M..... 1973-78  
Foster, Ralph (T), Oklahoma A&M (also wore #9, 64, 77)..... 1945-46  
German, Jim (B), Centre..... 1940  
Gruttadauria, Mike (C), Central Florida..... 2000-02  
Hargrove, Jim (LB), Howard Payne..... 1971-72  
Kellogg, Bob (B), Northeast Louisiana/Tulane..... 1940  
Leckey, Nick (C), Kansas State..... 2004-06  
Meggysey, Dave (LB), Syracuse..... 1963-69  
Polofsky, Gordon (G), Tennessee..... 1952-54  
Redmon, Anthony (G), Auburn..... 1994-97  
Shaw, Bob (E), Ohio State..... 1950  
Thompson, Harry (G), UCLA..... 1955  
Williams, Willie (T), Louisiana State (also wore #96)..... 1990-92

### 61

Allison, Henry (T), San Diego State..... 1975-77  
Audick, Dan (G), Hawaii..... 1977, '83  
Borum, Jarvis (T), North Carolina State..... 2011-02  
Brown, Chuck (C/G), Houston..... 1979-80  
Brown, Elton (GT), Virginia..... 2005-06  
Coder, Ron (G), Penn State..... 1980-81  
Day, Thomas (G), North Carolina A&T..... 1960  
DeMarco, Bob (G/C), Dayton..... 1961-69  
Floyd, Eric (G), Auburn (also wore #69)..... 1995  
Garlich, Chris (LB), Missouri..... 1979  
Klimek, Tony (E), Illinois (also wore #53)..... 1951-52  
Leahy, Ryan (OL), Notre Dame..... 1997  
McCoy, Tony (DT), Florida..... 2000  
Ravensburg, Bob (E), Indiana..... 1948-49  
Smith, Lance (G), Louisiana State..... 1988-93  
Suminski, Dave (G), Wisconsin..... 1953  
Trippi, Charley (B), Georgia (also wore #2)..... 1947-55  
Waliner, Fred (G), Notre Dame (also wore #18, 68)..... 1951-52, '54-55

### 62

Bertagnoli, Libero (G), Washington (Mo.) (also wore #66)..... 1942, '45  
Brennan, Mike (G), Notre Dame..... 1991  
Brown, Ray (T), Arkansas State..... 1986-88  
Butz, Dave (DE), Purdue..... 1973-74  
Coleman, Ben (T/G), Wake Forest..... 1993-95  
Cook, Michael (T), Boston College..... 2001  
Devlin, Mike (C), Iowa..... 1996-99  
Dittrich, John (G), Wisconsin..... 1956  
Imhof, Martin (DE), San Diego State (also wore #82)..... 1972  
Kehr, Rick (G), Carthage..... 1982  
Lynch, Shawn (C), Duke (also wore #65)..... 2005  
Markham, Dale (T), North Dakota..... 1981  
Meinert, Dale (LB), Oklahoma State..... 1958-67  
Rexer, Freeman (E), Tulane (also wore #17, 63)..... 1943, '45  
Stokes, Lee (C), Centenary..... 1943  
Trippi, Charley (B), Georgia (also wore #2)..... 1947-55  
Wortman, Keith (G), Nebraska..... 1976-81  
Wright, Steve (T), Alabama..... 1972  
Zandolsky, Mike (G), Washington..... 1989

### 63

Bankston, Michael (DL), Sam Houston State..... 1992-97  
Criswell, Kirby (DE), Kansas..... 1980-81  
Cunningham, Eric (G), Penn State..... 1980  
Echols, Fate (T), Northwestern..... 1962-63  
Flaming, Antonio (G), Georgia..... 1998  
Garcia, Frank (G/C), Washington..... 2003  
George, Steve (DT), Houston..... 1974  
Liwinski, Chris (G/T), Indiana..... 2006  
McGee, Michael (G), Duke..... 1960-62

(All-Time Numerical Roster continued on page 326)



*(All-Time Numerical Roster continued from page 325)*

Mammelaar, Dale (G), Wyoming (also wore #71).....	1960-61
Conoly, Bill (G), Texas.....	1946
Rankin, Walt (B), Texas Tech (also wore #28, 40, 42).....	1941, '43, '45-47
Rexer, Freeman (E), Tulane (also wore #17, 62).....	1943, '45
Robbins, Tootie (T), East Carolina.....	1982-91
Sendlein, Lyle (C), Texas.....	2007-
Shirk, John (E), Oklahoma.....	1940
Turner, Herschel (G/T), Kentucky.....	1984-85
Williams, Clyde (T), Southern.....	1967-71
Zimny, Bob (T), Indiana (also wore #63).....	1945-49
Zook, John (DE), Kansas.....	1976-79

**64**

Clark, Randy (C), Northern Illinois.....	1980-86
Cunningham, Rick (T), Texas A&M.....	1992-94
Davidts-Garrido, Norberto (T), Southern California.....	2000
Daxter, James (T), South Carolina.....	1996-99
Duggan, Gil (T), Oklahoma (also wore #42, 60).....	1942-43, '45
Dukes, Jamie (C), Florida State.....	1995
Ebbl, Ray (E), Notre Dame.....	1942
Foster, Ralph (T), Oklahoma A&M (also wore #9, 60, 77).....	1945-46
Grace, Steve (C), Arizona.....	2002-03
Gray, Ken (G), Howard Payne.....	1958-69
Haayer, Adam (G/T), Minnesota.....	2005
Hartshorn, Larry (G), Kansas State.....	1955
Hoglund, Doug (G), Oregon State.....	1956-58
Lipinski, Jim (T), Fairmont State.....	1950
Loepfe, Dick (T), Wisconsin.....	1948-49
Marotti, Lou (G), Toledo (also wore #46, 77).....	1943-45
McDermott, Lloyd (T), Kentucky.....	1950-51
Nix, John (DT), Southern Mississippi.....	2004
Peat, Todd (G), Northern Illinois.....	1987-89
Rhea, Floyd (G), Oregon.....	1943
Sikora, Mike (G), Oregon.....	1952
Speegle, Cliff (C), Oklahoma (also wore #23).....	1945
Watford, Gerry (E), Alabama.....	1953-54
Young, Bob (G), Howard Payne.....	1972-79

**65**

Bilbo, Jon (T), Mississippi (also wore #85).....	1938-39
Brooks, Jonathan (LB), Clemson.....	1980
Clement, Anthony (T), Southwestern Louisiana.....	1998-04
Crum, Bob (DE), Arizona.....	1974
Dye, Ernest (G), South Carolina (also wore #75).....	1993-96
Galloway, David (DT), Florida.....	1982-89
Hatley, John (G), Sul Ross State.....	1954-55
Hauser, Art (G), Xavier.....	1959
Husmann, Ed (G), Nebraska (also wore #66).....	1953, '56-59
Hutchinson, Chuck (G), Ohio State.....	1970-72
Lynch, Shawn (C), Duke (also wore #62).....	2005
Marcontell, Ed (G), Lamar.....	1967
Mullen, Tom (G), South West Missouri State.....	1978
Oates, Brad (T), Brigham Young.....	1976-77, '79-80
Rabold, Michael (G), Indiana.....	1960
Redmond, Thomas (DE), Vanderbilt (also wore #66).....	1960-65

**66**

Bertagnoli, Libero (G), Washington (Mo.) (also wore #62).....	1942, '45
Brooks, Ethan (T), Williams (Mass.).....	2000
Cheatham, Lloyd (OB), Auburn (also wore #33).....	1942
Collins, George (C), Georgia.....	1978-82
Dardar, Ramsay (DT), Louisiana State.....	1983-84
Dawson, Doug (G), Texas.....	1984-86
Dobler, Conrad (G), Wyoming (also wore #60).....	1972-77
Doolan, John (B), Georgetown.....	1947-48
Enich, Steve (G), Marquette.....	1945
Gray, Cecil (G/T), North Carolina.....	1995
Grigas, John (B), Holy Cross.....	1943-44
Hennessey, Jerry (E), Santa Clara.....	1950-51
Houser, John (G/T), Redlands.....	1963
Husmann, Ed (G), Nebraska (also wore #65).....	1953, '56-59
Jonassen, Eric (G), Bloomsburg (Pa.).....	1996-97
Kendall, Pete (G), Boston College.....	2001-03
LaHood, Mike (G), Wyoming.....	1970
Lipstead, Ed (G), Wake Forest.....	1952
McDole, Roland (DE), Nebraska.....	1961
Neacy, Clem (E), Colgate.....	1928
Popovich, Mill (B), Montana (also wore #77).....	1938-42
Redmond, Thomas (DE), Vanderbilt (also wore #65).....	1960-65
Reuber, Alan (G), Texas A&M.....	2004-05
Sortun, Rick (G), Washington.....	1964-69
Wahler, Jim (DT), UCLA.....	1989-92
Welter, Tom (G/T), Nebraska.....	1987

**67**

Acker, Bill (DT), Texas.....	1980-81
Allton, Joe (T), Oklahoma.....	1942, '44
Badger, Brad (G), Stanford.....	2007
Brown, Milford (G) Florida State.....	2006
Clatt, Corwin (B), Notre Dame.....	1948-49
Dishman, Chris (G), Nebraska.....	1997-2003
Esser, Clarence (E), Wisconsin.....	1947
Konovsky, Bob (G), Wisconsin.....	1956-58
Love, Duval (G), UCLA.....	1995-96
Pasquale, Ron (G), Akron.....	1987
Sharpe, Luis (T), UCLA.....	1982-84, '85-94
Smith, Antonio (DE), Oklahoma State (also wore #94).....	2004-
Stallings, Larry (LB), Georgia Tech.....	1963-76
Svoboda, Bill (LB), Tulane (also wore #68).....	1950-53

**68**

Andros, Plato (G), Oklahoma.....	1947-50
Chickillo, Nick (G), Miami (Fla.).....	1953
Dickson, Paul (DT), Baylor.....	1971
Ellington, Dante (T).....	2005
Lange, Bill (G), Dayton.....	1954-55
Maddock, Bob (G), Notre Dame (also wore #49).....	1942, '46
McQuarters, Ed (DT), Oklahoma State.....	1965
Monfort, Avery (B), New Mexico.....	1941
Morris, Mike (G), Northeast Missouri State.....	1987-88
Roy, Frank (G), Utah.....	1966
Scott, Yusuf (G), Arizona.....	1999-2001
Slawek, Mike (DT), Western Michigan.....	1970
Slawek, Terry (G), Wisconsin.....	1978-84
Svoboda, Bill (LB), Tulane (also wore #67).....	1950-53
Vatterott, Charles (T), Southwest Texas State.....	1987
Walliner, Fred (G), Notre Dame (also wore #18, 61).....	1951-52, '54-55
Wolf, Joe (T/G), Boston College.....	1989-97
Wragge, Tony (G), New Mexico State.....	2002-03

**69**

Apolskis, Ray (T), Marquette (also wore #26, 75).....	1941-42, '45-50
Bienermann, Tom (E), Drake (also wore #82).....	1951-56
Brown, Rush (DT), Ball State.....	1980-83
Burnett, Victor (DE), Fresno State (also wore #95).....	1987
Cantu, Rolando (G), ITESM Monterrey.....	2005-06
DeGraffenreid, Allen (OL), Vanderbilt.....	1997-98
Dorris, Andy (DE), New Mexico State.....	1973
Duncan, Bobby (T), West Texas State.....	1968
Floyd, Eric (G), Auburn (also wore #61).....	1995
Gandy, Mike (T), Notre Dame.....	2007
Kindle, Greg (T), Tennessee State.....	1974-75
Moore, Alton (DE), Auburn (also wore #90).....	2002
Scotts, Colin (DT), Hawaii.....	1987-88
Smith, Vernice (G/T), Florida A&M.....	1989-92
Vander Pool, Mark (T), Colorado.....	1994
Wager, Clint (E), St. Mary's (Minn.).....	1943, '45

**70**

Baxley, Rob (T), Iowa.....	1992-93
Bulger, Chet (T), Auburn (also wore #11, 73).....	1942-43, '45-49
Bollinger, Brian (G), North Carolina.....	1994
Brooks, Leo (DE), Texas.....	1973-76
Clancy, Kendrick (DT), Mississippi.....	2006
Goldman, Sam (E), Ohio State.....	1948
Goodspeed, Mark (T), Nebraska.....	1980
Guynes, Thomas (T), Michigan (also wore #71).....	1997-98
Hoffman, John (DE), Hawaii.....	1972
Jennings, John (T), Ohio State (also wore #50).....	1950-57
Kearns, Tom (T), Miami (Fla.).....	1946
Kennard, Derek (G), Nevada-Reno (also wore #73).....	1986-90
Krueger, Roif (DE), Texas A&M.....	1969-71
McCusker, Jim (T), Pittsburgh.....	1958
Owens, Don (DT), Southern Mississippi.....	1960-63
Palepol, Anton (DE), Nevada-Las Vegas.....	2005
Plunkett, Art (T), Nevada-Las Vegas.....	1981-84
Ramsey, Knox (G), William & Mary.....	1950-51
Scott, Lance (C), Utah.....	1995-96
Shelton, L.J. (T), Eastern Michigan.....	1999-04
Simons, Keith (DT), Minnesota.....	1978-79
Taylor, Mike (T), Southern California.....	1973
Toogood, Charley (G), Nebraska.....	1957

**71**

Bostic, Joe (T), Clemson.....	1979-89
Bowers, Andy (DE), Utah.....	2001-02
Cross, Bob (T), Stephen F. Austin.....	1958-59

## CLUB HISTORY

Dahms, Tom (T), San Diego State.....	1956
Guynes, Thomas (T), Michigan (also wore #70).....	1997-99
Holmes, Lester (G), Jackson State.....	1998-00
Joyce, Don (T), Tulane (also wore #11).....	1951-53
Mermelaar, Dale (G), Wyoming (also wore #63).....	1960-61
Reynolds, Bob (T), Bowling Green.....	1963-71, 73
Richardson, John (DT), UCLA.....	1972-73
Stepanovich, Alex (C), Ohio State.....	2004-06
Tafuya, Joe (DE), Arizona.....	2007-
Tharpe, Larry (T), Tennessee State.....	1995
Tucker, Mark (C), Southern California.....	1993-94
Upshaw, Marvin (DT), Trinity (Tex.).....	1976
Whiting, Teag (G), Brigham Young.....	2002

### 72

Burke, Anthony (DT), Minnesota.....	1987
Daniels, Jerome (G), Northeastern.....	1997-99
Dierdorf, Dan (G/T), Michigan.....	1971-83
Dwyer, Nate (DT), Kansas (also wore #95).....	2002
Fischer, Bill (T), Notre Dame.....	1949-53
Fuller, Frank (DT), Kentucky.....	1959-62
Gorin, Brandon (T).....	2006
Issa, Jabari (DE), Washington.....	2000-01
Johnson, Chuckie (DT), Auburn.....	1993
King, Kenny (DE), Alabama (also wore #95).....	2003-05
Kolodziej, Ross (DT) Wisconsin (also wore #96).....	2004-05; 2007
Moore, Brandon (T), Duke.....	1995
Ralph, Dan (DT), Oregon.....	1984-85
Saddler, Rod (DT), Texas A&M.....	1987-91
Silas, Sam (DT), Southern Illinois.....	1963-67
Ulrich, Charles (T), Illinois.....	1954-58

### 73

Barrie, Sebastian (DT), Liberty.....	1994
Beinor, Ed (E), Notre Dame.....	1940-41
Bridges, Jeremy (G), Southern Mississippi.....	2004-05
Bulger, Chet (T), Auburn (also wore #11, 70).....	1942-43, '45-49
Culpepper, Edward (G), Alabama.....	1958-60
Dawson, Mike (DT), Arizona.....	1976-82
Dill, Scott (T), Memphis State.....	1988-89
Duda, Mark (DT), Maryland.....	1983-87
Fanucci, Ledio (T), Fresno State.....	1954
Goldberg, Marshall 'Biggie' (B/DB), Pittsburgh.....	1939-40, '46-48 (also wore #42, 89)

Hadd, Gary (DT), Minnesota.....	1989
Higgins, Tom (T), North Carolina.....	1953
Joyce, Matt (OL), Richmond.....	1996-00
Kennard, Derek (G), Nevada-Reno (also wore #70).....	1988-90
Luncelord, Dave (T), Baylor.....	1957
May, Mark (G/T), Pittsburgh.....	1992-93
McMillan, Ernie (T), Illinois.....	1961-74
Mergen, Mike (T), San Francisco.....	1952
Nichols, Ham (G), Rice.....	1947-49
Roundtree, Raleigh (G/T), South Carolina State.....	2002-03
Sanford, Leo (C), Louisiana Tech (also wore #51).....	1951-57
Seibold, Champ (T), Wisconsin.....	1942
Vanzo, Fred (B), Northwestern.....	1941
Vincent, Keydrick (G), Mississippi.....	2007

### 74

Bergold, Scott (DT), Wisconsin.....	1985-86
Evans, Scott (DL), Oklahoma.....	1991
Fina, John (T), Arizona.....	2002
Heron, Fred (DT), San Jose State.....	1966-72
Holloway, Randy (DE), Pittsburgh.....	1984
Kortas, Ken (DT), Louisville.....	1964
Lee, Oudious (DT), Nebraska.....	1980
Moten, Mike (DT), Florida.....	1998-99
Panfil, Kenneth (T), Purdue.....	1960-62
Pate, Rupert (G), Wake Forest.....	1940
Patulski, Walt (DE), Notre Dame.....	1977
Ridgely, Elston (DE), Nevada-Reno.....	1990
Rudolph, Council (DE), Kentucky State.....	1973-75
Sebro, Bob (G), Southern California.....	1982
Selby, Rob (G), Auburn.....	1995-97
Teeuws, Len (T), Tulane.....	1954-57
Times, Ken (DT), Southern.....	1981
Villa, Danny (C/G/T), Arizona State.....	1992
Wells, Reggie (G/T), Clarion.....	2003-

### 75

Albrecht, Art (T), Wisconsin.....	1943
Apokis, Ray (T), Marquette (also wore #26, 69).....	1941-42, '45-50
Brown, Levi (T), Penn State.....	2007-
Brown, Lomas (T), Florida.....	1996-98

Cook, Edward (G-T), Notre Dame.....	1960-65
Dalney, Bernard (G), Tennessee.....	1995
Davis, Leonard (T), Texas.....	2001-06
Dye, Ernest (G), South Carolina (also wore #65).....	1993-96
Fugler, Dick (T), Tulane.....	1954
Graybill, Mike (T), Boston University.....	1990
Greer, Curtis (DE), Michigan.....	1980-88
Jones, Mike (DE), North Carolina State.....	1991-93
Knight, Shawn (DT), Brigham Young.....	1989
Lynch, Lynn (G), Illinois.....	1951
Obeck, Vic (G), Springfield.....	1945
Pasquesi, Tony (T), Notre Dame.....	1955-57
Rowe, Bob (DT), Western Michigan.....	1967-75
Rozier, Bob (DE), California.....	1979
Walker, Darwin (DT), Tennessee.....	2000

### 76

Allen, Ian (T), Purdue.....	2005
Arms, Lloyd (G), Oklahoma A&M.....	1946-48
Braham, Rich (G/T), West Virginia.....	1994
Davis, Charlie (DT), Texas Christian.....	1975-79
Davis, Ron (DE), Virginia State.....	1973
Delevan, Burt (T), Pacific.....	1955-56
Drake, Jerry (DT), Hastings (Neb.).....	1995-00
Emerson, Vernon (T), Minnesota-Duluth.....	1969-71
Finnin, Tom (T), Detroit.....	1957
Garalczky, Mark (DT), Western Michigan.....	1987-88
Jagielski, Harry (T), Indiana.....	1956
Lewis, Charles (T), Iowa.....	1959
Lulul, Deuce (G), USC.....	2006-
MacDonald, Mark (G/C), Boston College.....	1988
Mays, Stafford (DE), Washington.....	1980-86
McDowell, John (T), St. John's (Minn.).....	1966
Moody, Thomas (G), Florida.....	2002
Morgan, Bob (T), Maryland.....	1954
Palmer, Scott (DT), Texas.....	1972
Patterson, Craig (DL), Brigham Young.....	1991
Peters, Volney (T), Southern California.....	1952-53
Spikes, Cameron (G), Texas A&M.....	2003-04
Traynowicz, Mark (G), Nebraska.....	1988, 89

### 77 (Retired)

Retired, Ralph (T), Oklahoma A&M (also wore #9, 60, 64).....	1945-46
Hall, John (B), Texas Christian (also wore #7).....	1940-41, '43
Marolt, Lou (G), Toledo (also wore #46, 64).....	1943-45
Mauldin, Stan (T), Texas (honored with number retirement).....	1946-48
Popovich, Mill (B), Montana (also wore #66).....	1938-42

### 78

Bell, Bob (DE), Cincinnati.....	1974-78
Bock, Wayne (T), Illinois.....	1957
Bohm, Ron (DT), Illinois.....	1987
Branch, Alan (DT), Michigan.....	2007-
Brown, Chadrick (DE), Mississippi.....	1993-95
Burnstein, Brent (DT), Arizona State.....	1997
Gilchrist, George (T), Tennessee State.....	1953
Grooms, Elio (DE), Tennessee Tech.....	1982-85
Hughes, Van (DT), Southwest Texas State.....	1986
Mailouf, Ray (B), Southern Methodist (also wore #22, 98).....	1941, '46-48
Nunn, Freddie Joe (DE), Mississippi (also wore #50, 58).....	1985-83
Owens, Luke (DT), Kent State.....	1958-65
Rogers, Kendrick (T), Alabama A&M.....	2002-03
Simpson, Carl (DE), Florida State.....	1998
Staysniak, Joe (G), Ohio State.....	1996
Tosi, Mao (DT), Idaho.....	2000-01
Wakefield, Fred (OT/DE), Illinois (also wore #79, 97, 87).....	2001-06
Yankowski, Ron (DE), Kansas State.....	1971-76

### 79

Clark, Jon (T), Temple.....	1998-00
Clasby, Bob (DE), Notre Dame.....	1986-90
Cunningham, Ed (C), Washington (also wore #59).....	1992-95
Dulin, Ray (DE), Ohio State.....	1986-87
Fatafeh, Mario (DT), Kansas State.....	2001-02
Pace, Calvin (DE), Wake Forest (also wore #97).....	2003-07
Perry, Gerald (K), California.....	1960-62
Radford, Bruce (DE), Grambling.....	1981
Ramsy, Jim (DE), Kentucky.....	1979
Rice, Simeon (DE), Illinois (also wore #97).....	1996-00
Ross, Oliver (T), Iowa State.....	2005-07
Rucker, Keith (DT), Ohio Wesleyan.....	1992-93
Sloan, Bonnie (DT), Austin Peay.....	1973
Thornton, Bruce (DE), Illinois.....	1982
Wakefield, Fred (OT, DE, TE), Illinois (also wore #78, 97, 87).....	2001-06
Walker, Charles (DT/DE), Duke.....	1964-72

(All-Time Numerical Roster continued on page 328)



(All-Time Numerical Roster continued from page 327)

80

Table listing players for number 80, including names, positions, and years. Examples: Awalt, Robert (TE), San Diego State 1987-89; Banks, Mike (TE), Iowa State (also wore #84) 2002-03.

81

Table listing players for number 81, including names, positions, and years. Examples: Anderson, Charley (E), Louisiana Tech 1956; Bates, Theodore (LB), Oregon State (also wore #51) 1960-62.

82

Table listing players for number 82, including names, positions, and years. Examples: Anderson, Ronnie (WR), Allegheny College (Pa.) 1998; Anderson, Stevie (WR), Grambling State (also wore #43) 1995-96.

83

Table listing players for number 83, including names, positions, and years. Examples: Bienemann, Troy (TE), Washington State 2007; Boydston, Max (E), Oklahoma 1955-58.

Table listing players for number 82, including names, positions, and years. Examples: Brown, Ron (WR) Colorado (also wore #82) 1987; Edwards, Anthony (WR), N. Mex. Highlands (also wore #81) 1991-96.

84

Table listing players for number 84, including names, positions, and years. Examples: Anderson, Cliff (E), Indiana 1952-53; Banks, Mike (TE), Iowa State (also wore #80) 2002-03.

85

Table listing players for number 85, including names, positions, and years. Examples: Anderson, Tazwell (E), Georgia Tech 1961-64; Bilbo, Jon (T), Mississippi (also wore #65) 1938-39.

86

Table listing players for number 86, including names, positions, and years. Examples: Baker, Mel (WR), Texas Southern 1976; Brumm, Don (DE), Purdue 1963-69, '72.

87

Table listing players for number 87, including names, positions, and years. Examples: Brubaker, Dick (E), Ohio State 1955, '57; Bryant, Chuck (E), Ohio State 1962.

## CLUB HISTORY

Gray, Earnest (WR), Memphis State	1985
Hillebrand, Jerry (LB) Colorado	1967
Johnson, Troy (WR), Southern	1986-87
Joyce, Terry (P), Missouri Southern	1976-77
Ladd, Jim (E), Bowling Green	1954
McBride, Oscar (TE), Notre Dame (also wore #48)	1995-96
McGill, Eddie (TE), Western Carolina	1982-84
McWilliams, Johnny (TE), Southern California	1996-99
Morey, Sean (WR), Brown	2007-
Newhouse, Reggie (WR), Baylor	2004-05
Otahengauwe, Tevita (TE), Brigham Young	2001
Osborne, Richard (TE), Texas A&M	1979
Proehl, Ricky (WR), Wake Forest	1990-94
Ramsey, Ray (B), Bradley	1950-53
Schleicher, Maury (LB), Perin State	1959
Snowden, Cal (DE), Indiana	1969-70
Staggs, Jeff (LB), San Diego State	1972-73
Swinton, Reggie (WR/KR), Murray State	2005
Tant, Jay (TE), Northwestern (also wore #84)	2000
Thaxton, Jim (TE), Tennessee State	1978
Wakefield, Fred (OT, DE, TE), Illinois (also wore #79, 97)	2001-06

## 88 (RETIRED)

Burkett, Jeff (E), Louisiana State (also wore #35, 89)	1947
Cain, J.V. (WR/TE), Colorado (honored with number retirement)	1974-77
Hyatt, Freddie (WR), Auburn	1968-72
Kuharich, Joe (G), Notre Dame (also wore #17)	1940-41, '45
Puplis, Andy (B), Notre Dame	1943
Randle, Sonny (WR), Virginia	1959-66
Sagely, Floyd (E), Arkansas	1957
Sutch, George, (B), Temple	1946

## 89

Anderson, Warren (WR), West Virginia State	1978
Beach, Pat (TE), Washington	1993
Beckman, Tom (DE), Michigan	1972
Bergen, Adam (TE), Lehigh	2005-06
Boso, Cap (TE), Illinois	1986
Boston, David (WR), Ohio State	1999-02
Brook, Fred (WR), Southern Mississippi	1996-98
Brown, Robert (TE), Alcorn A&M	1969-70
Burkett, Jeff (E), Louisiana State (also wore #35, 88)	1947
Foster, Larry (WR), Louisiana State	2003
Gaines, Wendall (TE/DT), Oklahoma State (also wore #91)	1994-95
Harris, William (TE), Bishop	1987
Hayes, Jarius (TE), North Alabama (also wore #48)	1996, 98
LaFleur, Greg (TE), Louisiana State	1981-85
Long, Dave (DE), Iowa	1966-68
McPhee, Frank (E), Princeton	1955
Parris, Gary (TE), Florida State	1979-80
Patrick, Ben (TE), Delaware	2007-
Poole, Nate (WR), Marshall	2002-04
Reeves, Walter (TE), Auburn	1989-93
Walczak, Mark (TE), Arizona	1988
Samuels, Terry (TE), Kentucky (also wore #44)	1994-95
Schwall, Vic (B), Northwestern (also wore #37)	1947-50
Weber, Chuck (LB), West Chester State	1956-58

## 90

Campbell, Mark (DT), Florida	1997
Cross, Bill (HB), West Texas State (also wore #20)	1951-53
Dockett, Darnell (DT), Florida State	2004-
McCants, Keith (DE), Alabama	1994-95
Moore, Alton (DE), Auburn (also wore #69)	2002
Osborne, Eldonta (LB), Louisiana Tech	1990
Procell, Jarrett (DE), Louisiana Tech	2001
Stallings, Robert (TE), Southern Mississippi	1986
Stowe, Tyronne (LB), Rutgers (also wore #91)	1991-93
Wadsworth, Andre (DE), Florida State	1998-00
Wilson, Karl (DE), Louisiana State	1999

## 91

Bailey, Rodney (DE), Ohio State	2007
Bryant, Wendell (DT), Wisconsin	2002-2004
Gaines, Wendall (TE/DT), Oklahoma State (also wore #89)	1994-95
Lunz, Gerry (G), Marquette	1925-26
Monaco, Ron (LB), South Carolina	1986
Moore, Langston (DT), South Carolina	2005-06
Schmidt, George (E), Lewis (also wore #81)	1953
Slater, Fred (T), Iowa (also wore #14, 47)	1926-31
Stowe, Tyronne (LB), Rutgers (also wore #90)	1991-93
Swinger, Rashod (DT), Rutgers	1997-2000

## 92

Berry, Bertrand (DE), Notre Dame	2004-
Cousins, Jomo (DE), Florida A&M	1998
England, Eric (DE), Texas A&M	1994-96
Manley, Dexter (DE), Oklahoma State	1990
Rubio, Angel (DT), Southeast Missouri State	1999
Tanner, Baron (DT), Oklahoma	2000-03
Tardis, Richard (LB), Georgia	1989
Wallerstedt, Brett (LB), Arizona State	1993

## 93

Bulman, Tim (DT), Boston College	2005
Coleman, Sidney (LB), Southern Mississippi	1991
Cooper, Chris (DE), Nebraska-Omaha	2006-07
Davis, Reuben (DE), North Carolina	1992-93
Dunbar, Karl (DE), Louisiana State	1994-95
Gilbert, Freddie (DE), Georgia	1989
Smith, Mark (DT), Auburn	1997-00
Vanden Bosch, Kyle (DE), Nebraska	2001-04

## 94

Bell, Marcus (DT), Memphis	2001-03
Cochran, Antonio (DE), Georgia	2005
Faulkner, Jeff (DE), Southern	1991-92
Sears, Corey (DT), Mississippi State	1999-00
Smith, Antonio (DE), Oklahoma State (also wore #57)	2004-
Wilson, Bernard (DT), Tennessee State	1994-98
Zelner, Peppi (DE), Fort Valley State	2004

## 95

Buczowski, Bob (DT), Pittsburgh	1989
Burke, Thomas (DE), Wisconsin (also wore #60)	1999-02
Burnett, Victor (DE), Fresno State (also wore #69)	1987
Chapura, Dick (DT), Missouri	1990
Dwyer, Nate (DT), Kansas (also wore #72)	2000
King, Kenny (DT), Alabama (also wore #72)	2003-05
Miller, Jamir (LB), UCLA	1994-98
Moses, Quentin (DE), Georgia	2007
Ransom, Derrick (DE), Cincinnati	2003
Schobel, Bo (DE), TCU	2007-

## 96

Johnson, Dennis (DE), Kentucky	2002-03
Kolodziej, Ross (DT), Wisconsin	2007
McNanie, Sean (DE), San Diego State	1988
Ottis, Brad (DT), Wayne State (Neb.)	1996-2000
Schable, A.J. (FB), South Dakota (also wore #44)	2006
Simmons, Clyde (DE), Western Carolina	1994-95
Truluck, R-Kai (DE), SUNY-Cortland	2005
Williams, Chris (DL), American International	1991
Williams, Willie (T), Louisiana State (also wore #60)	1990-92

## 97

Busler, Ray (T), Marquette (also wore #43)	1940-41, '45
Hooks, Bryan (DT), Arizona State	1994
Hyche, Steve (LB), Livingston	1991-93
Maumalanga, Chris (DT), Kansas	1995-96
Pace, Calvin (DE/LB), Wake Forest (also wore #79)	2003-07
Rice, Simeon (DE), Illinois (also wore #79)	1996-00
Spachman, Chris (DE), Nebraska	1988
Wakefield, Fred (OT, DE, TE), Illinois (also wore #78, 79, 87)	2001-06


## 98

Davis, Russell (DT), North Carolina	2000-05
Hairston, Carl (DT), Maryland-Eastern Shore	1990
Mallouf, Ray (B), Southern Methodist (also wore #22, 78)	1941, '46-48
Swann, Eric (DL), None	1991-99
Watson, Gabe (DT), Michigan	2006-

## 99 (RETIRED)

Goldberg, Marshall "Biggie" (B/DB), Pittsburgh	1939-40, '46-48 (also wore #42, 73) (honored with number retirement)
Nussbaumer, Bob (B), Michigan	1949-50
Tonelli, Mario "Motts" (B), Notre Dame (also wore #58)	1940, '45

## RETIRED JERSEYS


**PAT TILLMAN**  
**SAFETY 40**

**Professional**—Fierce competitor defied odds as seventh-round draft choice in 1998 to become three-year starting safety and establish franchise single-season record with 224 tackles

in 2000 ... successfully converted from college linebacker to pro defensive back ... named All-Pro by Sports Illustrated in 2000 ... in 1998 became first rookie starting safety for Cardinals since team relocated to Arizona in 1988 ... left the Cardinals prior to 2002 season to enlist in U.S. Army and become member of elite Army

Ranger unit, as did his brother, Kevin, who tabled a professional baseball career in the Cleveland Indians organization ... admirably declined all media attention throughout tour of duty ... killed April 22, 2004 in Afghanistan.

**College**—Local favorite during college career at Arizona State University ... Pac-10 Conference defensive player-of-the-year in 1997 ... key member of Sun Devils' 1996 Rose Bowl squad ... three-year starting linebacker ... selected by Cardinals in seventh round (226th overall) of 1998 NFL Draft.

**Etc.**—Born Nov. 6, 1976 in Fremont, Calif. ... graduated summa cum laude in three and one-half years with marketing degree from ASU with 3.84 grade-point-average with academic all-America honors ... outdoors enthusiast also competed in triathlons as part of training regimen.

**LARRY WILSON**  
**SAFETY**


**Professional**—One of the greatest defensive backs in NFL history ... enshrined in the Pro Football Hall of Fame in 1978 ... named to the all-time NFL team in 1994 to commemorate the league's 75th anniversary ... played entire career as a Cardinal in St. Louis (1960-72) ... played in eight Pro Bowls ... all-NFL six times ... 52 career interceptions ... cat-like defender and exceptional team leader ... interceptions in seven consecutive games in

1966 ... NFL's top free safety during 13-year career ... made the safety blitz famous.

**College**—Utah ... 6-0, 190 ... two-way star for Utes from 1957-60 ... seventh-round draft pick by St. Louis Cardinals in 1960.

**Etc.**—Born March 24, 1938 in Rigby, Idaho. ... regarded as one of the toughest players in NFL history ... once intercepted a pass for a go-ahead touchdown with two broken wrists ... retired from the team's front office in 2003, ending 43-year NFL career, all as a Cardinal.

**STAN MAULDIN**  
**TACKLE**


**Professional**—Tackle for the Chicago Cardinals (1946-48) ... opened holes in the line with hard-hitting bulk for the Cardinals' "Million-Dollar Backfield" ... member of the Cards' 1947 NFL championship team ... died of a heart attack after opening-day victory over the Eagles in 1948.

**College**—Texas ... 6-2, 215 ... all-America tackle for the Longhorns ... winner of the Outstanding Athlete Trophy in 1942 ... one of Texas' "13

Immortals" in 1940.

**Etc.**—Born December 27, 1920 in Amarillo, Texas ... flew bombing missions with the 15th Air Force Division over Italy during World War II.

**J.V. CAIN**  
**TIGHT END 8**


**Professional**—Doubled at tight end and wide receiver for the St. Louis Cardinals (1974-77) ... part of Head Coach Don Coryell's messenger service as a rookie wide receiver in 1974 ... replaced Hall of Famer Jackie Smith at tight end in mid-1975 ... caught passes in 12 of 13 games in 1976 ... one-handed touchdown catch in 1977 provided margin of victory in 16-13 win over Chicago ... died after collapsing

from a heart condition at training camp in 1979.

**College**—Colorado ... 6-4, 220 ... all-America ... two-time all-Big 8 Conference selection ... caught 53 passes for 700 yards during junior and senior seasons ... first-round draft choice of the Cardinals in 1974.

**Etc.**—Born July 22, 1951 in Houston, Texas ... played in the East-West and Hula Bowl games.

**MARSHALL GOLDBERG**  
**RUNNING BACK/DEF. BACK 99**


**Professional**—All-round player who starred as a ball carrier, defensive back, and return specialist for the Chicago Cardinals (1939-43, '46-48) ... second team all-pro selection in 1941 ... NFL mid-season rushing, punt and kickoff return, and interception leader in 1941 ... career statistics included 1,644 yards rushing in 476 attempts for 11 touchdowns, and 60 pass receptions for 776 yards and five touchdowns ... member of Cards' 1947 NFL championship team.

**College**—Pittsburgh ... 5-11, 195 ... two-time consensus all-America halfback at Pitt.

**Etc.**—Born October 24, 1917 in Elkins, West Virginia ... 1980 inductee into the Jewish Hall of Fame in Tel Aviv, Israel ... playing career interrupted for two years (1944-45) during World War II when he served in the Navy ... nicknamed "Biggie." ... passed away on April 3, 2006.

# ANNUAL RESULTS

Year	Won	Lost	Tied	Pct.	Head Coach	Year	Won	Lost	Tied	Pct.	Head Coach
1920	3	2	1	.600	Marshall Smith	1970	8	5	1	.615	Charley Winner
1921	3	3	2	.400	John "Paddy" Driscoll	1971	4	9	1	.308	Bob Hollway
1922	8	3	0	.727	John "Paddy" Driscoll	1972	4	9	1	.321	Bob Hollway (c)
1923	8	4	0	.667	Arnie Horween	1973	4	9	1	.321	Don Coryell
1924	5	4	1	.556	Arnie Horween	1974**	10	4	0	.714	Don Coryell
1925*	11	2	1	.846	Norm Barry	1975**	11	3	0	.786	Don Coryell
1926	5	6	1	.455	Norm Barry	1976	10	4	0	.714	Don Coryell
1927	3	7	1	.300	Guy Chamberlin	1977	7	7	0	.500	Don Coryell
1928	1	5	0	.167	Fred Gillies	1978	6	10	0	.375	Bud Wilkinson
1929	6	6	1	.500	Dewey Scanton	1979	5	11	0	.312	Bud Wilkinson (d)
1930	5	6	2	.455	Ernie Nevers	1980	5	11	0	.312	Jim Hanifan
1931	5	4	0	.556	LeRoy Andrews (a)	1981	7	9	0	.438	Jim Hanifan
1932	2	6	2	.250	Jack Chevigny	1982	5	4	0	.556	Jim Hanifan
1933	1	9	1	.100	Paul Schissler	1983	8	7	1	.531	Jim Hanifan
1934	5	6	0	.455	Paul Schissler	1984	9	7	0	.563	Jim Hanifan
1935	6	4	2	.600	Milan Creighton	1985	5	11	0	.312	Jim Hanifan
1936	3	7	1	.300	Milan Creighton	1986	4	11	1	.281	Gene Stallings
1937	5	5	1	.500	Milan Creighton	1987##	7	8	0	.467	Gene Stallings
1938	2	9	0	.182	Milan Creighton	1988###	7	9	0	.438	Gene Stallings
1939	1	10	0	.091	Ernie Nevers	1989	5	11	0	.313	Gene Stallings (e)
1940	2	7	2	.222	Jimmy Conzelman	1990	5	11	0	.313	Joe Bugel
1941	3	7	1	.300	Jimmy Conzelman	1991	4	12	0	.250	Joe Bugel
1942	3	8	0	.273	Jimmy Conzelman	1992	4	12	0	.250	Joe Bugel
1943	0	10	0	.000	Philip G. Handler	1993	7	9	0	.436	Joe Bugel
1944	Cardinal-Pittsburgh teams played as combination					1994	8	8	0	.500	Buddy Ryan
1945	1	9	0	.100	Philip G. Handler	1995	4	12	0	.250	Buddy Ryan
1946	6	5	0	.545	Jimmy Conzelman	1996	7	9	0	.436	Vince Tobin
1947*	9	3	0	.750	Jimmy Conzelman	1997	4	12	0	.250	Vince Tobin
1948+	11	1	0	.917	Jimmy Conzelman	1998	9	7	0	.563	Vince Tobin
1949	6	5	1	.545	Phil Handler-Buddy Parker	1999	6	10	0	.375	Vince Tobin
1950	5	7	0	.417	Earl "Curly" Lambeau	2000	3	13	0	.188	Vince Tobin (f)
1951	3	9	0	.250	Earl "Curly" Lambeau	2001	7	9	0	.436	Dave McGinnis
1952	4	8	0	.333	Joseph L. Kuharich	2002	5	11	0	.313	Dave McGinnis
1953	1	10	1	.091	Joseph Stydahar	2003	4	12	0	.250	Dave McGinnis
1954	2	10	0	.167	Joseph Stydahar	2004	6	10	0	.375	Dennis Green
1955	4	7	1	.364	Ray Richards	2005	5	11	0	.313	Dennis Green
1956	7	5	0	.583	Ray Richards	2006	5	11	0	.313	Dennis Green
1957	3	9	0	.250	Ray Richards	2007	8	8	0	.500	Ken Whisenhunt
1958	2	9	1	.182	Frank "Pop" Ivy						
1959	2	10	0	.167	Frank "Pop" Ivy						
1960#	5	6	1	.455	Frank "Pop" Ivy						
1961	7	7	0	.500	Frank "Pop" Ivy (b)						
1962	4	9	1	.308	Wally Lemm						
1963	9	5	0	.643	Wally Lemm						
1964	9	3	2	.750	Wally Lemm						
1965	5	9	0	.357	Wally Lemm						
1966	8	5	1	.615	Charley Winner						
1967	6	7	1	.462	Charley Winner						
1968	9	4	1	.692	Charley Winner						
1969	4	9	1	.308	Charley Winner						

\* Won NFL championship  
 \*\* Won NFC Eastern Division championship  
 + Won NFL Western Conference championship  
 # First season in St. Louis  
 ## Last season in St. Louis  
 ### First season in Arizona  
 (a) Resigned after one game. Replaced by Ernie Nevers.  
 (b) Resigned after 12 games. Replaced by coaches Drulis, Prochaska, and Wilsey.  
 (c) Beginning with 1972, won-lost percentage includes ties.  
 (d) Released after 13 games. Replaced by Larry Wilson on interim basis.  
 (e) Released after 11 games. Replaced by Hank Kuhlmann on interim basis.  
 (f) Released after seven games. Replaced by Dave McGinnis on interim basis. McGinnis named permanent head coach prior to the season finale.



## ALL-TIME RESULTS

## 1920 (6-2-2)

## HEAD COACH MARSHALL SMITH

Oct. 10	At Chicago Tigers	T	0-0	8,000
Oct. 17	Moline Athletics*	W	33-3	Unknown
Oct. 24	At Rock Island Ind.	L	0-7	4,000
Oct. 31	Detroit Heralds	W	21-0	3,000
Nov. 7	At Chicago Tigers	W	6-3	7,000
Nov. 14	Cincinnati Celts*	W	20-0	5,000
Nov. 21	Lansing Oldsmobile*	W	14-0	3,500
Nov. 28	Decatur Staleys	W	7-6	8,500
Dec. 5	At Decatur Staleys	L	0-10	8,500
Dec. 19	At Chicago Staysms*	T	14-14	Unknown

Home: 5-0. Away: 1-2-2.

\*Non-league game

## 1921 (6-3-2)

## HEAD COACH JOHN "PADDY" DRISCOLL

Sept. 25	Racine American Legion*	W	27-0	Unknown
Oct. 2	Minneapolis Marines	W	20-0	4,000
Oct. 9	Akron Pros	L	0-23	6,000
Oct. 16	Rock Island Ind.	L	7-14	4,000
Oct. 23	Columbus Panhandles	W	17-6	6,000
Nov. 6	Hammond Pros	W	7-0	Unknown
Nov. 20	Green Bay	T	3-3	2,000
Nov. 24	At Chicago Staysms*	W	27-0	Unknown
Nov. 27	Gary Elks*	W	21-0	2,000
Dec. 4	Akron Pros	L	0-7	3,500
Dec. 18	At Chicago Staleys	T	0-0	2,000

Home: 5-3-1. Away: 1-0-1.

\*Non-league game

## 1922 (9-3)

## HEAD COACH JOHN "PADDY" DRISCOLL

Sept. 24	Maplewood Rovers*	W	28-0	Unknown
Oct. 1	Milwaukee Badgers	W	3-0	3,500
Oct. 15	Green Bay	W	16-3	3,500
Oct. 22	Minneapolis Marines	W	3-0	4,000
Oct. 29	Columbus Panhandles	W	37-6	5,000
Nov. 5	Buffalo All-Americans	W	9-7	4,000
Nov. 12	Akron Pros	W	7-0	2,000
Nov. 19	Canton Bulldogs	L	0-7	7,500
Nov. 26	At Canton Bulldogs	L	3-20	2,500
Nov. 30	Chicago Bears	W	6-0	14,000
Dec. 3	Dayton Triangles	L	3-7	3,000
Dec. 10	Chicago Bears	W	9-0	15,000

Home: 9-2. Away: 0-1.

\*Non-league game

## 1923 (8-4)

## HEAD COACH ARNIE HORWEEN

Sept. 30	Buffalo All-Americans	W	3-0	Unknown
Oct. 7	Rochester Jeffersons	W	60-0	5,000
Oct. 14	Akron Indians	W	19-0	Unknown
Oct. 21	Minneapolis Marines	W	9-0	4,000
Oct. 28	Dayton Triangles	W	13-3	5,000
Nov. 4	Canton Bulldogs	L	3-7	6,000
Nov. 11	Hammond Pros	W	6-0	3,500
Nov. 18	Duluth Kelleys	W	10-0	5,500
Nov. 25	Racine Legion	L	4-10	7,000
Nov. 29	At Chicago Bears	L	0-3	13,500
Dec. 2	Oorang Indians	W	22-19	1,200
Dec. 9	Milwaukee Badgers	L	12-14	6,000

Home: 8-3. Away: 0-1.

\*Non-league game

## 1924 (5-4-1)

## HEAD COACH ARNIE HORWEEN

Sept. 28	Milwaukee Badgers	W	17-7	4,000
Oct. 5	Green Bay	W	3-0	2,800
Oct. 12	Minneapolis Marines	W	13-0	8,000
Oct. 19	At Chicago Bears	L	0-6	12,000
Oct. 26	Hammond Pros	L	3-6	3,500
Nov. 2	Milwaukee Badgers	L	8-17	3,000
Nov. 9	Dayton Triangles	W	23-0	2,500
Nov. 16	Akron Indians	W	13-0	2,500
Nov. 23	Racine Legion	T	10-10	4,000
Nov. 27	Chicago Bears	L	0-21	13,000

Home: 5-3-1. Away: 0-1.

\*Non-league game

## 1925 (11-2-1) (NFL CHAMPION)

## HEAD COACH NORM BARRY

Sept. 27	Hammond Pros	L	6-10	Unknown
Oct. 4	Milwaukee Badgers	W	34-0	2,500
Oct. 11	Kansas Tigers	W	19-9	Unknown
Oct. 18	Kansas City Cowboys	W	20-7	Unknown
Oct. 25	Chicago Bears	W	9-0	13,000
Nov. 1	Duluth Kelleys	W	10-6	20,000
Nov. 8	Green Bay	W	9-6	4,000
Nov. 15	Buffalo Bisons	W	23-6	4,000
Nov. 22	Dayton Triangles	W	14-0	3,000
Nov. 26	At Chicago Bears	T	0-0	39,000
Nov. 29	Rock Island Ind.	W	7-0	3,000
Dec. 6	Pottsville Maroons	L	7-2	15,000
Dec. 10	Milwaukee Badgers	W	59-0	250
Dec. 12	Hammond Pros	W	13-0	1,000

Home: 11-2. Away: 0-0-1.

\*Non-league game

## 1926 (5-6-1)

## HEAD COACH NORM BARRY

Sept. 19	Columbus Tigers	W	14-0	2,500
Sept. 26	L.A. Buccaneers	W	15-0	8,000
Oct. 3	Racine Tornadoes	W	20-0	3,000
Oct. 10	At Green Bay	W	13-7	5,000
Oct. 17	At Chicago Bears	L	0-16	12,000
Oct. 24	At Milwaukee Badgers	W	3-2	Unknown
Oct. 31	Green Bay	L	0-3	2,500
Nov. 6	At Frankford Yellow Jackets	L	7-33	8,000
Nov. 7	At N.Y. Giants	L	0-20	5,000
Nov. 11	Chicago Bears*	L	0-10	10,000
Nov. 25	At Chicago Bears	T	0-0	8,000
Nov. 28	Kansas City Cowboys	L	2-7	14,000

Home: 3-3. Away: 2-3-1.

\*Soldier Field

## 1927 (3-7-1)

## HEAD COACH GUY CHAMBERLIN

Sept. 25	Chicago Bears	L	0-9	4,000
Oct. 2	Pottsville Maroons	W	19-7	2,000
Oct. 9	Dayton Triangles	W	7-0	2,500
Oct. 16	At Green Bay	L	0-13	4,500
Oct. 30	N.Y. Yankees	L	6-7	15,000
Nov. 6	Green Bay	T	6-6	3,500
Nov. 13	At N.Y. Yankees	L	6-20	10,000
Nov. 19	At Frankford Yellow Jackets	L	8-12	7,000
Nov. 20	At N.Y. Giants	L	7-28	10,000
Nov. 24	At Chicago Bears	W	3-0	6,000
Nov. 27	Cleveland Bulldogs	L	7-32	5,000

Home: 2-3-1. Away: 1-4.

\*Non-league game

## CLUB HISTORY

### 1928 (1-5)

#### HEAD COACH FRED GILLIES

Sept. 23	Chicago Bears	L	0-15	4,000
Oct. 7	Dayton Triangles	W	7-0	Unknown
Oct. 14	At Green Bay	L	0-20	4,200
Nov. 24	At Frankford Yellow Jackets	L	0-19	8,000
Nov. 25	At N.Y. Yankees	L	0-19	7,000
Nov. 29	At Chicago Bears	L	0-34	10,000
Home: 1-1. Away: 0-5.			7-107	

### 1929 (6-7-1)

#### HEAD COACH DEWEY SCANLON

Sept. 22	At Canton Bulldogs*	L	0-6	1,800
Sept. 29	At Buffalo Bisons	W	9-3	4,000
Oct. 6	At Green Bay	L	2-9	7,000
Oct. 13	At Minneapolis Red Jackets	L	7-14	Unknown
Oct. 20	At Chicago Bears	T	0-0	20,000
Oct. 27	Green Bay	L	6-7	10,000
Nov. 2	At Frankford Yellow Jackets	L	0-8	5,000
Nov. 6	At Providence Steam Roller	W	16-0	6,000
Nov. 10	Minneapolis Red Jackets	W	8-0	1,000
Nov. 17	Green Bay	L	0-12	10,000
Nov. 24	Dayton Triangles	W	19-0	300
Nov. 28	Chicago Bears	W	40-6	7,000
Dec. 1	At N.Y. Giants	L	21-24	5,000
Dec. 8	At Orange Tornadoes	W	26-0	Unknown
Home: 3-2. Away: 3-5-1.			154-89	

\*Non-league game

### 1930 (8-7-2)

#### HEAD COACH ERNIE NEVERS

Sept. 21	At Green Bay	L	0-14	8,000
Sept. 28	At Minneapolis Yellow Jackets	T	7-7	Unknown
Oct. 5	At Portsmouth Spartans	T	0-0	6,500
Oct. 8	At Newark Tornadoes	W	13-0	5,000
Oct. 12	At Providence Steam Roller	L	7-9	6,500
Oct. 16	At N.Y. Giants	L	12-25	15,000
Oct. 19	Chicago Bears	L	6-32	10,000
Oct. 25	At Frankford Yellow Jackets	W	34-7	Unknown
Oct. 26	Portsmouth Spartans	W	23-13	8,000
Oct. 29	At Milwaukee Nighthawks	W	33-6	2,500
Nov. 2	Frankford Yellow Jackets	W	6-0	3,000
Nov. 9	N.Y. Giants	L	7-13	4,000
Nov. 16	Green Bay	W	13-6	12,000
Nov. 23	Memphis Tigers*	W	20-7	Unknown
Nov. 27	At Chicago Bears	L	0-6	8,175
Dec. 7	At Memphis Tigers*	W	6-0	Unknown
Dec. 14	At Chicago Bears*	L	7-9	Unknown
Home: 4-2. Away: 4-5-2.			194-154	

\*Non-league game

### 1931 (7-4)

#### HEAD COACH ROY ANDREWS (1 GAME)

#### HEAD COACH ERNIE NEVERS (10 GAMES)

Sept. 23	At Portsmouth Spartans	L	3-13	8,000
Oct. 11	At Green Bay	L	7-26	8,000
Oct. 18	At Chicago Bears	L	13-26	8,000
Nov. 1	At Brooklyn Dodgers	W	14-7	15,000
Nov. 8	At Cleveland Indians	W	14-6	10,000
Nov. 15	Green Bay	W	21-13	9,000
Nov. 22	Portsmouth Spartans	W	20-19	5,000
Nov. 26	At Chicago Bears	L	7-18	14,000
Nov. 28	Cleveland Indians	W	21-0	1,500
Dec. 13	At St. Louis Gunners*	W	26-6	10,000
Dec. 20	Memphis Tigers*	W	24-7	3,000
Home: 4-0. Away: 3-4.			170-141	

\*Non-league game

### 1932 (4-6-2)

#### HEAD COACH JACK CHEVIGNY

Sept. 18	At Green Bay	L	7-15	3,500
Sept. 25	Battle Creek Maroons*	W	19-0	2,000
Oct. 2	At Portsmouth Spartans	T	7-7	3,725
Oct. 9	Chicago Bears	T	0-0	7,234
Oct. 16	At Boston Braves	W	9-0	15,000
Oct. 30	Brooklyn Dodgers	W	27-7	7,159
Nov. 6	Green Bay	L	9-19	11,000
Nov. 13	At Brooklyn Dodgers	L	0-3	15,000
Nov. 20	At Staten Island Stapletons	L	7-21	5,000
Nov. 24	At Chicago Bears	L	0-34	6,800
Nov. 27	Boston Braves	L	6-8	6,200
Dec. 4	At St. Louis Gunners*	W	20-7	4,000
Home: 2-2-1. Away: 2-4-1.			111-121	

\*Non-league game

### 1933 (3-10-1)

#### HEAD COACH PAUL SCHISLER

Sept. 17	Freeport Lions*	W	29-6	Unknown
Sept. 20	Indianapolis Indians*	W	2-0	2,500
Sept. 27	Pittsburgh Pirates	L	13-14	6,000
Oct. 1	At Portsmouth Spartans	L	6-7	Unknown
Oct. 8	At Cincinnati Reds	W	3-0	1,500
Oct. 15	Chicago Bears	L	9-12	12,000
Oct. 22	At Boston Redskins	L	0-10	18,000
Oct. 29	At Brooklyn Dodgers	L	0-7	18,000
Nov. 5	At Green Bay	L	6-14	5,000
Nov. 12	Cincinnati Reds	L	9-12	6,000
Nov. 19	Brooklyn Dodgers	L	0-3	4,000
Nov. 30	At Chicago Bears	L	6-22	8,000
Dec. 3	Boston Redskins	T	0-0	7,000
Dec. 10	At St. Louis Gunners*	L	7-20	10,991
Home: 2-3-1. Away: 1-7.			90-127	

\*Non-league game

### 1934 (11-7)

#### HEAD COACH PAUL SCHISLER

Sept. 23	At Cincinnati Reds	W	9-0	6,000
Sept. 30	At Detroit	L	0-6	18,000
Oct. 7	At Cincinnati Reds	W	16-0	2,500
Oct. 14	At Chicago Bears	L	0-20	15,000
Oct. 21	At Green Bay	L	0-15	4,000
Oct. 28	At Boston Redskins	L	0-9	10,000
Nov. 6	At Brooklyn Dodgers	W	21-0	7,000
Nov. 11	Detroit	L	13-17	7,000
Nov. 18	At Green Bay	W	9-0	3,000
Nov. 25	At Chicago Bears	L	6-17	13,800
Nov. 29	Green Bay	W	6-0	3,500
Dec. 2	At Kansas City Blues*	W	13-7	3,500
Dec. 5	At Tulsa Oilers*	W	20-7	1,200
Dec. 9	Stanford Braves*	W	37-2	12,000
Dec. 13	L.A. Bulldogs*	L	10-13	Unknown
Dec. 16	At S. California Maroons*	W	41-7	16,000
Dec. 20	PCFL All-Stars*	W	17-7	4,000
Dec. 23	At Berkeley Giants*	W	21-0	7,000
Home: 3-2. Away: 8-5.			239-127	

\*Non-league game

### 1935 (6-4-2)

#### HEAD COACH MILAN CREIGHTON

Sept. 15	At Green Bay	W	7-6	10,000
Sept. 29	At Detroit	T	10-10	8,200
Oct. 13	At Green Bay	W	3-0	17,000
Oct. 20	At Pittsburgh Pirates	L	13-17	6,000
Oct. 27	At N.Y. Giants	W	14-13	32,000
Nov. 3	Detroit	L	6-7	5,000
Nov. 10	Philadelphia	W	12-3	6,000
Nov. 19	At Brooklyn Dodgers	L	12-14	18,000
Nov. 24	At Boston Redskins	W	6-0	6,000
Nov. 28	Green Bay	W	9-7	7,500
Dec. 1	At Chicago Bears	T	7-7	12,167
Dec. 8	Chicago Bears	L	0-13	17,373
Home: 2-2. Away: 4-2-2.			99-97	

(All-Time Results continued on page 334)

*(All-Time Results continued from page 333)***1936 (4-7-3)****HEAD COACH MILAN CREIGHTON**

Sept. 13	At Green Bay	L	7-10	8,900
Sept. 20	At LaCrosse Lagers*	W	20-8	Unknown
Sept. 28	At Detroit	L	0-39	25,800
Oct. 4	At Green Bay	L	0-24	12,000
Oct. 11	At Chicago Bears	L	3-7	16,288
Oct. 18	At N.Y. Giants	T	6-6	17,000
Oct. 25	At Brooklyn Dodgers	L	0-9	20,000
Nov. 1	At Boston Redskins	L	10-13	7,000
Nov. 8	Philadelphia	W	13-0	1,500
Nov. 15	Pittsburgh Pirates	W	14-6	3,856
Nov. 22	Detroit	L	7-14	7,579
Nov. 29	Chicago Bears	W	14-7	13,704
Dec. 6	Green Bay	T	0-0	5,000
Dec. 13	L.A. Bulldogs*	T	10-10	15,000

Home: 3-1-2. Away: 1-6-1. 104-153

\*Non-league game

**1937 (5-5-1)****HEAD COACH MILAN CREIGHTON**

Sept. 12	At Green Bay	W	14-7	10,000
Sept. 19	At Detroit	L	7-16	17,000
Sept. 24	At Washington	W	21-14	22,367
Sept. 26	At Philadelphia	T	6-6	3,912
Oct. 3	At Cleveland Rams	W	6-0	10,000
Oct. 10	At Green Bay	L	13-34	18,000
Oct. 17	At Chicago Bears	L	7-16	23,000
Oct. 24	At Pittsburgh Pirates	W	13-7	8,963
Oct. 31	Cleveland Rams	W	13-7	9,923
Nov. 21	Detroit	L	7-16	8,576
Dec. 5	Chicago Bears	L	28-42	7,313

Home: 1-2 (25,812). Away: 4-3-1 (113,242). 135-165

**1938 (3-9-2)****HEAD COACH MILAN CREIGHTON**

Sept. 1	College All-Stars*	W	32-0	8,724
Sept. 11	Chicago Bears	L	13-16	20,000
Sept. 17	At Cleveland Rams	W	7-6	7,500
Sept. 25	At Green Bay	L	7-28	22,000
Sept. 28	At Green Bay (Buffalo)	L	22-24	12,500
Oct. 2	At Brooklyn Dodgers	L	0-13	17,129
Oct. 11	L.A. Bulldogs* (At Charleston, W. Va.)	T	14-14	6,500
Oct. 16	At Chicago Bears	L	28-34	21,614
Oct. 23	At Detroit	L	0-10	17,917
Oct. 26	At Philadelphia (At Erie, Pa.)	L	0-7	15,000
Nov. 6	At N.Y. Giants	L	0-6	19,648
Nov. 13	Cincinnati Bengals*	T	14-14	5,000
Nov. 20	Detroit	L	3-7	8,279
Nov. 27	Cleveland Rams	W	31-17	2,200

Home: 2-2-1. Away: 1-7-1. 171-196

\*Non-league game

**1939 (1-10)****HEAD COACH ERNIE NEVERS**

Sept. 10	At Detroit	L	13-21	15,075
Sept. 17	At Green Bay	L	10-24	12,000
Sept. 24	At Pittsburgh Pirates	W	10-0	19,008
Oct. 1	Detroit	L	3-17	9,000
Oct. 8	At Green Bay	L	20-27	20,000
Oct. 15	At Chicago Bears	L	7-44	29,592
Oct. 22	Cleveland Rams	L	0-24	10,000
Nov. 5	At Cleveland Rams	L	0-14	8,378
Nov. 12	At N.Y. Giants	L	7-17	28,217
Nov. 19	At Washington	L	7-28	26,667
Nov. 26	Chicago Bears	L	7-48	16,055

Home: 0-3 (35,055). Away: 1-7 (158,937). 84-264

**1940 (2-7-2)****HEAD COACH JIMMY CONZELMAN**

Sept. 8	At Pittsburgh	T	7-7	22,000
Sept. 15	At Detroit (At Buffalo)	T	0-0	18,048
Sept. 25	Chicago Bears	W	21-7	23,181
Sept. 29	At Green Bay	L	6-31	21,000
Oct. 5	At Detroit	L	14-43	20,619
Oct. 13	At Washington	L	21-28	33,691
Oct. 20	At Cleveland Rams	L	14-26	13,683
Oct. 27	Cleveland Rams	W	17-7	10,313
Nov. 1	Green Bay	L	7-28	11,364
Nov. 24	At Brooklyn Dodgers	L	9-14	16,619
Dec. 1	At Chicago Bears	L	23-31	13,902

Home: 2-1 (44,858). Away: 0-6-2 (159,562). 159-222

**1941 (3-7-2)****HEAD COACH JIMMY CONZELMAN**

Sept. 9	At Kenosha Cardinals*	T	21-21	3,000
Sept. 16	Cleveland Rams	L	6-10	15,000
Sept. 27	Detroit	T	14-14	15,458
Oct. 5	At Green Bay (Milw.)	L	13-14	10,000
Oct. 12	At Chicago Bears	L	7-53	34,668
Oct. 19	At Brooklyn Dodgers	W	20-6	12,054
Oct. 26	At Philadelphia	L	14-21	12,683
Nov. 2	At N.Y. Giants	W	10-7	29,289
Nov. 16	At Green Bay	L	9-17	15,495
Nov. 23	At Cleveland Rams	W	7-0	5,000
Nov. 30	At Detroit	L	3-21	17,051
Dec. 7	Chicago Bears	L	24-34	18,879

Home: 0-2-1. Away: 3-5-1. 148-218

\*Non-league game

**1942 (3-8)****HEAD COACH JIMMY CONZELMAN**

Sept. 6	Western Army All-Stars* (At Denver, Colo.)	L	10-16	20,000
Sept. 13	At Cleveland Rams (At Buffalo)	W	7-0	18,698
Sept. 20	Detroit	W	13-0	14,742
Oct. 4	Green Bay	L	13-17	25,000
Oct. 11	At Chicago Bears	L	14-41	38,500
Oct. 16	At Detroit	W	7-0	14,100
Oct. 25	At Cleveland Rams	L	3-7	7,896
Nov. 1	At Green Bay	L	24-55	15,000
Nov. 8	At Washington	L	0-28	35,425
Nov. 15	Wichita Aero Commanders*	W	35-7	5,000
Nov. 22	At Pittsburgh	L	3-19	20,711
Nov. 29	At N.Y. Giants	L	7-21	20,354
Dec. 6	Chicago Bears	L	7-21	8,251

Home: 1-2. Away: 2-6. 143-232

\*Non-league game

**1943 (0-11)****HEAD COACH PHIL HANDLER**

Sept. 19	At Detroit	L	14-35	23,408
Sept. 26	Washington (Buffalo)*	L	21-43	20,707
Oct. 3	Green Bay	L	7-28	15,563
Oct. 10	Chicago Bears	L	0-20	24,658
Oct. 17	Detroit (Buffalo)	L	0-7	15,072
Oct. 24	At Washington	L	7-13	35,540
Oct. 31	At Phila.-Pitt. Steagles	L	13-34	16,351
Nov. 7	At Brooklyn Dodgers	L	0-7	13,340
Nov. 14	At Green Bay	L	14-35	11,000
Nov. 21	At N.Y. Giants	L	13-24	19,804
Nov. 28	Chicago Bears	L	24-35	17,219

Home: 0-5 (93,219). Away: 0-6 (119,443). 116-281

\*Non-league game

**1944 (0-12)+**

**CO-COACH PHIL HANDLER (CARDINALS)  
CO-COACH WALT KIESLING (STEELERS)**

Sept. 12	Philadelphia*	L	0-22	20,000
Sept. 18	Washington* (At Pitt., Pa.)	L	0-3	17,085
Sept. 24	Cleveland Rams (At Pitt., Pa.)	L	28-30	20,968
Oct. 1	N.Y. Giants* (At Pitt., Pa.)	W	17-16	Unknown
Oct. 8	At Green Bay	L	7-34	16,500
Oct. 15	At Chicago Bears	L	7-34	20,940
Oct. 22	At N.Y. Giants	L	0-23	40,734
Oct. 29	At Washington	L	20-42	35,540
Nov. 5	Vs. Detroit (At Pitt., Pa.)	L	0-27	17,743
Nov. 12	At Detroit	L	0-10	13,239
Nov. 19	Cleveland Rams	L	6-33	14,632
Nov. 26	Green Bay	L	20-35	7,158
Dec. 3	Chicago Bears (At Pittsburgh, Pa.)	L	7-49	9,069

Home: 0-6. Away: 1-6. 112-368  
\*Non-league game

+The Cardinals and Steelers combined teams for the 1944 season as a war-time emergency measure. Coaching duties were divided between the teams' head coaches. Home games were divided between Pittsburgh and Chicago.

**1945 (1-9)**

**HEAD COACH PHIL HANDLER**

Sept. 17	Washington* (At Buffalo, N.Y.)	T	7-7	Unknown
Sept. 23	Detroit (At Milwaukee, Wisc.)	L	0-10	5,461
Sept. 30	At Cleveland Rams	L	0-21	10,872
Oct. 7	At Philadelphia	L	6-26	25,581
Oct. 14	At Chicago Bears	W	16-7	20,784
Oct. 21	At Detroit	L	0-26	32,644
Oct. 28	At Green Bay	L	14-33	19,221
Nov. 4	At Washington	L	21-24	35,000
Nov. 11	At Pittsburgh	L	0-23	13,153
Nov. 18	Cleveland Rams	L	21-35	18,000
Dec. 2	Chicago Bears	L	20-28	13,925

Home: 0-2. Away: 1-7. 105-240  
\*Non-league game

**1946 (6-5)**

**HEAD COACH JIMMY CONZELMAN**

Sept. 20	At Pittsburgh	L	7-14	32,851
Sept. 30	Detroit	W	34-14	26,842
Oct. 6	Chicago Bears	L	17-34	39,263
Oct. 13	At Detroit	W	36-14	23,987
Oct. 20	At N.Y. Giants	L	24-28	50,681
Oct. 27	L.A. Rams	W	34-10	38,180
Nov. 3	At Boston Yanks	W	28-14	10,556
Nov. 10	Green Bay	L	7-19	30,691
Nov. 17	At L.A. Rams	L	14-17	38,271
Nov. 24	At Green Bay	W	24-6	16,150
Dec. 1	At Chicago Bears	W	35-28	47,511

Home: 2-2 (134,976). Away: 4-3 (220,007). 260-198

**1947 (9-3, NFL Champion)**

**HEAD COACH JIMMY CONZELMAN**

Sept. 28	Detroit	W	45-21	22,739
Oct. 5	Chicago Bears	W	31-7	51,123
Oct. 12	At Green Bay	W	14-10	25,502
Oct. 19	At L.A. Rams	L	7-27	69,631
Oct. 26	Boston Yankees	W	27-7	22,286
Nov. 2	L.A. Rams	W	17-10	40,575
Nov. 9	At Detroit	W	17-7	27,513
Nov. 16	Green Bay	W	21-20	40,086
Nov. 23	At Washington	L	21-45	35,362
Nov. 30	At N.Y. Giants	L	31-35	28,744
Dec. 7	At Philadelphia	W	45-21	34,432
Dec. 14	At Chicago Bears	W	30-21	48,632

Home: 5-0 (176,809). Away: 4-3 (221,184). 306-231  
NFL Championship Game, Comiskey Park, Chicago  
Dec. 28 Philadelphia W 28-21 30,759

**1948 (11-1)**

**HEAD COACH JIMMY CONZELMAN**

Sept. 24	Philadelphia	W	21-14	25,875
Oct. 4	Chicago Bears	L	17-28	52,765
Oct. 10	At Green Bay (Milw.)	W	17-7	34,369
Oct. 17	At N.Y. Giants	W	63-35	35,342
Oct. 24	Boston Yanks	W	49-27	23,433
Oct. 31	At L.A. Rams	W	27-22	32,149
Nov. 7	Detroit	W	56-20	24,051
Nov. 14	At Pittsburgh	W	24-7	33,364
Nov. 21	L.A. Rams	W	27-24	29,031
Nov. 25	At Detroit	W	28-14	22,957
Dec. 5	Green Bay	W	42-7	26,072
Dec. 12	At Chicago Bears	W	24-21	51,283

Home: 5-1 (181,227). Away: 6-0 (209,464). 395-226  
NFL Championship Game, Shibe Park, Philadelphia  
Dec. 19 At Philadelphia L 0-7 36,309

**1949 (6-5-1)**

**HEAD COACHES BUDDY PARKER (5 GAMES)  
PHIL HANDLER (7 GAMES)**

Sept. 26	Washington	W	38-7	24,136
Oct. 2	Chicago Bears	L	7-17	52,867
Oct. 8	At Philadelphia	L	3-28	34,576
Oct. 16	At Green Bay (Milw.)	W	39-17	18,164
Oct. 23	Detroit	L	7-24	23,215
Oct. 30	N.Y. Giants	L	38-41	21,339
Nov. 6	At Detroit	W	42-19	22,479
Nov. 13	At N.Y. Bulldogs	W	65-20	9,072
Nov. 20	L.A. Rams	T	28-28	34,100
Nov. 27	Green Bay	W	41-21	16,787
Dec. 4	At L.A. Rams	W	31-27	74,673
Dec. 11	At Chicago Bears	L	21-52	50,101

Home: 2-3-1 (171,444). Away: 4-2 (209,065). 360-301

**1950 (5-7)**

**HEAD COACH EARL "CURLY" LAMBEAU**

Sept. 24	Philadelphia	L	7-45	24,914
Oct. 2	Baltimore	W	55-13	14,439
Oct. 8	At Chicago Bears	L	6-27	48,025
Oct. 15	At Cleveland	L	24-34	33,774
Oct. 22	At Washington	W	38-28	27,856
Oct. 29	N.Y. Giants	W	17-3	23,964
Nov. 5	Cleveland	L	7-10	38,456
Nov. 12	At N.Y. Giants	L	21-51	22,380
Nov. 19	At Philadelphia	W	14-10	28,368
Nov. 23	Pittsburgh	L	17-28	11,622
Dec. 3	Chicago Bears	W	20-10	31,919
Dec. 10	At Pittsburgh	L	7-28	18,301

Home: 3-3 (145,314). Away: 2-4 (178,704). 233-287

**1951 (3-9)**

**HEAD COACH EARL "CURLY" LAMBEAU**

Sept. 30	Philadelphia	L	14-17	16,129
Oct. 7	Chicago Bears	W	28-14	33,781
Oct. 14	At N.Y. Giants	L	17-28	28,095
Oct. 21	At Washington	L	3-7	22,960
Oct. 28	Pittsburgh	L	14-28	14,773
Nov. 4	Cleveland	L	17-34	19,742
Nov. 11	At L.A. Rams	L	21-45	29,996
Nov. 18	At San Francisco	W	27-21	19,658
Nov. 25	N.Y. Giants	L	0-10	11,892
Dec. 2	At Cleveland	L	28-49	30,550
Dec. 9	Washington	L	17-20	9,459
Dec. 16	At Chicago Bears	W	24-14	15,085

Home: 1-5 (105,776). Away: 2-4 (146,344). 210-287

(All-Time Results continued on page 336)

(All-Time Results continued from page 335)

**1952 (4-8)****HEAD COACH JOE KUHARICH**

Sept. 29	Washington	L	7-23	17,837
Oct. 5	Chicago Bears	W	21-10	34,697
Oct. 12	At Washington	W	17-6	24,600
Oct. 19	At N.Y. Giants	W	24-23	41,182
Oct. 26	Pittsburgh	L	28-34	20,395
Nov. 2	N.Y. Giants	L	6-28	27,195
Nov. 9	At Cleveland	L	13-28	34,097
Nov. 16	At Philadelphia	L	7-10	18,908
Nov. 23	At Pittsburgh	L	14-17	18,330
Nov. 30	Philadelphia	W	28-22	13,577
Dec. 7	Cleveland	W	0-10	24,541
Dec. 14	At Chicago Bears	L	7-10	32,578
Home: 2-4 (138,242). Away: 2-4 (169,695).			172-221	

**1953 (1-10-1)****HEAD COACH JOE STYDAHAR**

Sept. 27	Washington	L	13-24	16,055
Oct. 4	Cleveland	L	7-27	24,374
Oct. 11	At Pittsburgh	L	28-31	25,935
Oct. 18	At N.Y. Giants	L	7-21	30,301
Oct. 25	Philadelphia	L	17-56	22,064
Nov. 1	N.Y. Giants	L	20-23	17,499
Nov. 8	At Washington	L	17-28	19,654
Nov. 15	L.A. Rams	T	24-24	26,674
Nov. 21	At Philadelphia	L	0-38	19,402
Nov. 29	At Cleveland	L	16-27	24,499
Dec. 6	Pittsburgh	L	17-21	14,138
Dec. 13	At Chicago Bears	W	24-17	38,059
Home: 0-5-1 (120,804). Away: 1-5 (157,850).			190-337	

**1954 (2-10)****HEAD COACH JOE STYDAHAR**

Sept. 26	N.Y. Giants	L	10-41	16,780
Oct. 3	Philadelphia	L	16-35	17,084
Oct. 10	At Cleveland	L	7-31	24,101
Oct. 17	At N.Y. Giants	L	17-31	31,256
Oct. 24	Cleveland	L	3-35	23,823
Oct. 31	Pittsburgh	W	17-14	18,765
Nov. 7	At Philadelphia	L	14-30	21,963
Nov. 14	At L.A. Rams	L	17-28	40,739
Nov. 21	Washington	W	38-16	15,619
Nov. 28	At Pittsburgh	L	17-20	14,460
Dec. 5	Chicago Bears	L	7-29	33,594
Dec. 12	At Washington	L	20-37	18,107
Home: 2-4 (125,665). Away: 0-6 (150,626).			183-347	

**1955 (4-7-1)****HEAD COACH RAY RICHARDS**

Sept. 26	At Pittsburgh	L	7-14	26,359
Oct. 2	N.Y. Giants	W	28-17	9,555
Oct. 9	At Washington	W	24-10	26,337
Oct. 16	At N.Y. Giants	L	0-10	7,000
Oct. 23	Philadelphia	T	24-24	24,620
Oct. 30	Cleveland	L	20-26	29,471
Nov. 5	Pittsburgh	W	27-13	23,310
Nov. 13	At Green Bay	L	14-31	20,104
Nov. 20	Washington	L	0-31	16,901
Nov. 27	Chicago Bears	W	53-14	47,314
Dec. 4	At Philadelphia	L	3-27	19,378
Dec. 11	At Cleveland	L	24-35	25,914
Home: 3-2-1 (151,171). Away: 1-5 (125,092).			224-252	

**1956 (7-5)****HEAD COACH RAY RICHARDS**

Sept. 30	Cleveland	W	9-7	20,966
Oct. 7	N.Y. Giants	W	35-27	21,799
Oct. 14	At Washington	W	31-3	25,794
Oct. 21	At Philadelphia	W	20-6	36,545
Oct. 28	Washington	L	14-17	30,553
Nov. 4	Philadelphia	W	28-17	27,609
Nov. 11	At N.Y. Giants	L	10-23	62,410
Nov. 18	At Pittsburgh	L	7-14	24,086
Nov. 25	Pittsburgh	W	38-27	17,724
Dec. 2	Green Bay	L	21-24	22,620
Dec. 9	At Chicago Bears	L	3-10	46,606
Dec. 16	At Cleveland	W	24-7	25,312
Home: 4-2 (141,271). Away: 3-3 (222,753).			240-182	

**1957 (3-9)****HEAD COACH RAY RICHARDS**

Sept. 29	At San Francisco	W	20-10	35,743
Oct. 6	Washington	L	14-37	18,278
Oct. 13	At Pittsburgh	L	20-29	29,446
Oct. 20	At Washington	W	44-14	23,159
Oct. 27	Cleveland	L	7-17	26,341
Nov. 3	Philadelphia	L	21-38	18,718
Nov. 10	At N.Y. Giants	L	14-27	46,402
Nov. 24	N.Y. Giants	L	21-28	19,200
Dec. 1	At Cleveland	L	0-31	40,525
Dec. 8	Chicago Bears	L	6-14	43,735
Dec. 15	At Philadelphia	W	31-27	12,555
Dec. 22	Pittsburgh	L	2-27	10,084
Home: 0-6 (136,356). Away: 3-3 (187,830).			200-299	

**1958 (2-9-1)****HEAD COACH FRANK "POP" IVY**

Sept. 28	At N.Y. Giants (Buffalo)	L	7-37	21,923
Oct. 4	Washington	W	37-10	21,824
Oct. 12	At Cleveland	L	28-35	65,403
Oct. 19	At N.Y. Giants	W	23-6	52,684
Oct. 26	Cleveland	L	24-38	30,933
Nov. 2	Philadelphia	T	21-21	17,486
Nov. 9	At Washington	L	31-45	26,196
Nov. 16	At Philadelphia	L	21-49	18,315
Nov. 23	Pittsburgh	L	20-27	15,946
Nov. 30	L.A. Rams	L	14-20	13,014
Dec. 7	At Chicago Bears	L	14-30	41,617
Dec. 13	At Pittsburgh	L	21-38	16,660
Home: 1-3-1 (99,203). Away: 1-6 (242,798).			261-356	

**1959 (2-10)****HEAD COACH FRANK "POP" IVY  
(FINAL SEASON IN CHICAGO)**

Sept. 27	Washington	W	49-21	21,892
Oct. 4	Cleveland	L	7-34	19,935
Oct. 11	At Washington	L	14-23	25,937
Oct. 18	At Cleveland	L	7-17	46,422
Oct. 25	Philadelphia (Mpls.)	L	24-28	20,112
Nov. 1	Pittsburgh	W	45-24	23,187
Nov. 8	At N.Y. Giants	L	3-9	56,779
Nov. 15	At Philadelphia	L	17-27	28,887
Nov. 22	N.Y. Giants (Mpls.)	L	20-30	26,625
Nov. 29	Chicago Bears	L	7-31	48,687
Dec. 6	At Detroit	L	21-45	45,811
Dec. 13	At Pittsburgh	L	20-35	19,011
			234-324	

Home: 2-2 (113,701). Home (Neutral): 0-2 (46,737). Away: 0-6 (222,847).

Note: Four Cardinal home games were played at Chicago's Soldier Field and two at Metropolitan Stadium in Minneapolis.

## CLUB HISTORY

### 1960 (6-5-1)

#### HEAD COACH FRANK "POP" IVY (FIRST SEASON IN ST. LOUIS)

Sept. 23	At L.A. Rams	W	43-21	47,448
Oct. 2	N.Y. Giants	L	14-35	26,089
Oct. 9	At Philadelphia	L	27-31	33,701
Oct. 16	At Pittsburgh	L	14-27	22,971
Oct. 23	Dallas	W	12-10	23,128
Oct. 30	At N.Y. Giants	W	20-13	58,516
Nov. 6	Washington	W	44-7	22,458
Nov. 13	At Cleveland	L	27-28	49,192
Nov. 20	At Washington	W	26-14	23,848
Nov. 27	Cleveland	T	17-17	26,146
Dec. 4	Philadelphia	L	6-20	21,358
Dec. 18	Pittsburgh	W	38-7	20,840
Home: 3-2-1 (140,019). Away: 3-3 (235,676).				288-230

#### USUAL STARTING LINEUP

Offense	Defense
LE.....Sonny Randle	LE.....Leo Sugar
LT.....Ed Cook	LT.....Don Owens
LG.....Mike McGee	RT.....Frank Fuller
C.....Don Gillis	RE.....Luke Owens
RG.....Ken Gray	LLB.....John Tracey
RT.....Tom Day	MLB.....Dale Meinert
TE.....Ken Panfil	RLB.....Bill Koman
TE.....Hugh McInnis	LCB.....Joe Driskill
FL.....Joe Childress	FL.....Billy Stacy
QB.....John Roach	RCB.....Jimmy Hill
RB.....John David Crow	LS.....Jerry Norton
FB.....Mal Hammack	RS.....Larry Wilson
K.....Gerry Perry	P.....Jimmy Hill
	P.....Jerry Norton

#### TEAM STATISTICS

	Cards	Opp.
Total First Downs	229	158
Rushing	128	56
Passing	88	93
Penalty	13	9
Total Net Yards	4,167	3,029
Avg. Per Game	347.3	252.4
Total Plays	838	723
Avg. Per Play	5.0	4.2
Net Yards Rushing	2,356	1,212
Avg. Per Game	196.3	101.0
Total Rushes	484	344
Net Yards Passing	1,811	1,817
Avg. Per Game	150.9	151.4
Yards Lost Att. to Pass	179	330
Gross Yards	1,990	2,004
Att./Comp./Pct.	285/126/44.2	301/156/51.8
Had Intercepted	25	21
Punts/Average	44/44.7	64/44.2
Net Punting Average	38.9	39.9
Penalties/Yards	46/456	59/500
Fumbles/Lost	43/21	35/23
Touchdowns	34	30
Rushing	13	8
Passing	20	20
Returns	1	2

#### NOTES

NFL approves Cards' move from Chicago to St. Louis on March 13 ... team plays in 34,000-seat Sportsman's Park ... with no regular practice site, the team practices at an open field at a city park ... running back **John David Crow** breaks **Ollie Matson's** single-season rushing mark with 1,071 yards ... Crow sets franchise single-game mark that stood for 35 years with 203 yards vs. Pittsburgh on Dec. 18 ... Cards lead NFL in rushing with 2,356 yards (196.3 yards per game) and in rushing defense, allowing 1,212 yards (101 yards per game) ... defense also leads league, allowing 252.4 yards per game, 158 first downs, and just 56 first downs rushing ... wide receiver **Sonny Randle** leads NFL with club-record 15 touchdowns receiving on 62 receptions ... little-known Utah halfback **Larry Wilson**, selected in seventh round of draft, converts to safety due to injuries.

### 1961 (7-7)

#### HEAD COACH FRANK "POP" IVY

Sept. 17	At N.Y. Giants	W	21-10	58,059
Sept. 24	At Cleveland	L	17-20	50,443
Oct. 1	At Philadelphia	W	30-27	59,399
Oct. 8	N.Y. Giants	L	9-24	23,713
Oct. 15	Philadelphia	L	7-20	20,262
Oct. 22	At Washington	W	24-0	28,037
Oct. 29	Cleveland	L	10-21	26,696
Nov. 5	At Dallas	W	31-17	20,500
Nov. 12	Detroit	L	14-45	20,320
Nov. 19	At Baltimore	L	0-16	56,112
Nov. 26	At Pittsburgh	L	27-30	17,090
Dec. 3	Washington	W	38-24	16,204
Dec. 10	Dallas	W	31-13	15,384
Dec. 17	Pittsburgh	W	20-0	16,298
Home: 3-4 (138,877). Away: 4-3 (289,640).				279-267

#### USUAL STARTING LINEUP

Offense	Defense
LE.....Sonny Randle	LE.....Joe Robb
LT.....Ed Cook	LT.....Ed Henke
LG.....Mike McGee	RT.....Don Owens
C.....Don Gillis	RT.....Frank Fuller
RG.....Ken Gray	RE.....Ed Henke
RT.....Ernie McMillan	LLB.....Luke Owens
TE.....Gerry Perry	LLB.....Ted Bates
TE.....Taz Anderson	MLB.....Dale Meinert
FL.....Hugh McInnis	RLB.....Bill Koman
FL.....Bobby Joe Conrad	LCB.....Billy Stacy
QB.....Billy Stacy	RCB.....Bill West
QB.....Sam Etcheverry	RCB.....Jimmy Hill
Ralph Guglielmi	LS.....Jerry Norton
Charley Johnson	RS.....Larry Wilson
RB.....Prentice Gautt	RS.....Joe Driskill
John David Crow	P.....Jerry Norton
Frank Mestnik	
Gerry Perry	

#### TEAM STATISTICS

	Cards	Opp.
Total First Downs	202	215
Rushing	83	91
Passing	110	112
Penalty	9	12
Total Net Yards	3,378	3,986
Avg. Per Game	241.3	284.7
Total Plays	839	971
Avg. Per Play	4.0	4.1
Net Yards Rushing	1,405	1,676
Avg. Per Game	100.4	119.7
Total Rushes	386	477
Net Yards Passing	1,973	2,310
Avg. Per Game	140.9	165.0
Yards Lost Att. to Pass	461	334
Gross Yards	2,434	2,644
Att./Comp./Pct.	351/168/47.9	389/187/48.1
Had Intercepted	23	24
Punts/Average	85/44.7	67/43.5
Net Punting Average	39.6	38.5
Penalties/Yards	57/535	59/546
Fumbles/Lost	39/18	36/20
Touchdowns	37	30
Rushing	8	11
Passing	21	18
Returns	8	1

#### NOTES

Cards sign decade-long CFL passing leader **Sam Etcheverry** and trade quarterback **John Roach** for running back **Prentice Gautt** and wide receiver **Taz Anderson** ... Gautt and Anderson enjoy productive Cardinal careers ... Etcheverry, who passed for 30,381 yards and 183 touchdowns in nine seasons for the Montreal Alouettes, hurts his arm in training camp ... coupled with running back **John David Crow's** broken ankle, Cards finish 7-7 ... Head Coach **Frank "Pop" Ivy** resigns with two games remaining ... Cards win both remaining contests as assistants **Chuck Drulis**, **Ray Prochaska**, and **Ray Wilsey** assume coaching reins ... during the season, Drulis and his prize pupil, second-year safety **Larry Wilson**, perfected the safety blitz.

(All-Time Results continued on page 338)

(All-Time Results continued from page 337)

1962 (4-9-1)

HEAD COACH WALLY LEMM

Sept. 16	At Philadelphia	W	27-21	58,910
Sept. 23	At Green Bay	L	0-17	44,885
Sept. 30	At Washington	L	14-24	37,419
Oct. 7	N.Y. Giants	L	14-31	20,327
Oct. 14	Washington	T	17-17	18,104
Oct. 21	Cleveland	L	7-34	23,256
Oct. 28	At Dallas	W	28-24	16,027
Nov. 4	At N.Y. Giants	L	28-31	62,775
Nov. 11	Pittsburgh	L	17-26	20,264
Nov. 18	At Cleveland	L	14-38	41,815
Nov. 25	San Francisco	L	17-24	17,532
Dec. 2	At Pittsburgh	L	7-19	17,265
Dec. 9	Dallas	W	52-20	14,102
Dec. 16	Philadelphia	W	45-35	14,989

Home: 2-4-1 (128,574). Away: 2-5 (279,096). 287-361

1963 (9-5)

HEAD COACH WALLY LEMM

Sept. 14	At Dallas	W	34-7	36,432
Sept. 22	At Philadelphia	W	28-24	60,671
Sept. 29	At Pittsburgh	L	10-23	28,225
Oct. 6	At Minnesota	W	56-14	30,220
Oct. 13	Pittsburgh	W	24-23	23,715
Oct. 20	Green Bay	L	7-30	32,224
Oct. 27	At Washington	W	21-7	46,921
Nov. 3	N.Y. Giants	L	21-38	29,482
Nov. 10	Washington	W	24-20	18,197
Nov. 17	At Cleveland	W	20-14	75,232
Nov. 24	At N.Y. Giants	W	24-17	62,992
Dec. 1	Cleveland	L	10-24	32,531
Dec. 8	Philadelphia	W	38-14	15,979
Dec. 15	Dallas	L	24-28	12,695

Home: 3-4 (164,823). Away: 6-1 (340,693). 341-283

USUAL STARTING LINEUP

<b>Offense</b>		<b>Defense</b>	
LE.....	Sonny Randle	LE.....	Joe Robb
LT.....	Ed Cook	DT.....	Don Owens
LG.....	Mike McGee	DE.....	Frank Fuller
C.....	Bob DeMarco	RE.....	Luke Owens
RG.....	Ken Gray	LLB.....	Marion Rushing
RT.....	Ernie McMillan	MLB.....	Garland Boyette
TE.....	Taz Anderson		Dale Meinert
FB.....	Bobby Joe Conrad	RLB.....	Bill Koman
QB.....	Charley Johnson	LCB.....	Billy Stacy
	Sam Etchevery	RCB.....	Jimmy Hill
RB.....	John David Crow	LS.....	Norm Baal
	Mal Hammack	RS.....	Larry Wilson
	Joe Childress	P.....	Sam Etchevery
K.....	Gerry Perry		

USUAL STARTING LINEUP

<b>Offense</b>		<b>Defense</b>	
LE.....	Sonny Randle	LE.....	Joe Robb
LT.....	Irv Goode	LT.....	Don Owens
LG.....	Ed Cook	RT.....	Luke Owens
C.....	Bob DeMarco	RE.....	Don Brumm
RG.....	Ken Gray	LLB.....	Larry Stallings
RT.....	Ernie McMillan		Marion Rushing
TE.....	Jackie Smith	MLB.....	Dale Meinert
	Taz Anderson	RLB.....	Bill Koman
FL.....	Bobby Joe Conrad	LCB.....	Pat Fischer
QB.....	Charley Johnson	RCB.....	Jimmy Hill
FB.....	Joe Childress	LS.....	Jerry Stovall
RB.....	Bill Triplett		Billy Stacy
K.....	Jim Bakken	RS.....	Larry Wilson
		P.....	Jim Bakken

TEAM STATISTICS

	Cards	Opp.
<b>Total First Downs</b> .....	<b>268</b>	<b>251</b>
Rushing.....	109	93
Passing.....	138	141
Penalty.....	21	17
<b>Total Net Yards</b> .....	<b>4,796</b>	<b>4,719</b>
Avg. Per Game.....	342.7	337.1
Total Plays.....	923	923
Avg. Per Play.....	5.2	5.1
<b>Net Yards Rushing</b> .....	<b>1,698</b>	<b>1,732</b>
Avg. Per Game.....	121.3	123.7
Total Rushes.....	416	452T
<b>Net Yards Passing</b> .....	<b>3,100</b>	<b>2,987</b>
Avg. Per Game.....	221.4	213.4
Yards Lost Att. to Pass.....	288	315
Gross Yards.....	3,388	3,302
Att./Comp./Pct.....	434/220/51.7	377/196/51.9
Had Intercepted.....	30	16
<b>Punts/Average</b> .....	<b>59/38.3</b>	<b>61/40.5</b>
<b>Penalties/Yards</b> .....	<b>56/655</b>	<b>63/584</b>
<b>Fumbles/Lost</b> .....	<b>37/21</b>	<b>23/15</b>
<b>Touchdowns</b> .....	<b>39</b>	<b>44</b>
Rushing.....	20	18
Passing.....	18	21
Returns.....	1	5

TEAM STATISTICS

	Cards	Opp.
<b>Total First Downs</b> .....	<b>254</b>	<b>235</b>
Rushing.....	105	105
Passing.....	134	107
Penalty.....	15	23
<b>Total Net Yards</b> .....	<b>4,870</b>	<b>3,954</b>
Avg. Per Game.....	347.9	282.4
Total Plays.....	901	872
Avg. Per Play.....	5.4	4.5
<b>Net Yards Rushing</b> .....	<b>1,839</b>	<b>1,802</b>
Avg. Per Game.....	131.4	128.7
Total Rushes.....	423	
<b>Net Yards Passing</b> .....	<b>3,031</b>	<b>2,152</b>
Avg. Per Game.....	216.5	153.7
Sacked/Yards Lost.....	40/372	41/364
Gross Yards.....	3,403	2,516
Att./Comp./Pct.....	438/228/52.1	370/180/48.6
Had Intercepted.....	21	18
<b>Punts/Average</b> .....	<b>65/40.7</b>	<b>74/40.1</b>
<b>Penalties/Yards</b> .....	<b>69/692</b>	<b>53/581</b>
<b>Fumbles/Lost</b> .....	<b>29/18</b>	<b>32/18</b>
<b>Touchdowns</b> .....	<b>44</b>	<b>34</b>
Rushing.....	10	19
Passing.....	30	13
Returns.....	4	2

NOTES

Violet Wolfner Bidwill, widow of Card owner Charles W. Bidwill, Sr., passes away ... sons Bill and Charles (Stormy) Bidwill become legal owners and retain their titles of president (Stormy) and vice-president (Bill) ... Wally Lemm, a former Cardinal assistant coach, selected head coach ... Charley Johnson, a "future" draft pick in 1960, becomes starting quarterback in the fifth game of the season and sets team records for pass attempts (308), completions (150), and yardage (2,440) ... he also sets single-game mark with 386 yards against Philadelphia on Dec. 16 as Cards (589 yards total offense) and Eagles (498 yards) combine for 1,087 total yards, the second-highest total in NFL history ... Bobby Joe Conrad switches from running back to flanker and catches 62 passes to tie a club record set two years earlier by Sonny Randle ... Randle sets pair of team marks with 16 receptions for 256 yards at N.Y. Giants on Nov. 4.

NOTES

Boostered by an exceptional draft, the Cardinals finish 9-5, their best record since 1948 ... eight draftees—end Don Brumm, linebacker Dave Meggsey, tackle Bob Reynolds, defensive tackle Sam Silas, tight end Jackie Smith, linebacker Larry Stallings, defensive back Jerry Stovall, and running back Bill Thornton—become multi-year starters ... flanker Bobby Joe Conrad catches club-record 73 passes for 967 yards with 10 touchdowns ... quarterback Charley Johnson sets four team single-season passing marks—attempts (423), completions (222), yardage (3,280) and touchdowns (28, still a club record tied by Neil Lomax in 1984) ... ground broken for a multi-purpose stadium in St. Louis.

1964 (9-3-2)

HEAD COACH WALLY LEMM

Sept. 12	At Dallas	W	16-6	36,605
Sept. 20	At Cleveland	T	33-33	76,954
Sept. 27	At San Francisco	W	23-13	30,969
Oct. 4	At Washington	W	23-17	49,219
Oct. 12*	At Baltimore	L	27-47	60,213
Oct. 18	Washington	W	38-24	23,748
Oct. 25	Dallas	L	13-31	28,253
Nov. 1	At N.Y. Giants	L	17-34	63,072
Nov. 8	Pittsburgh	W	34-30	28,245
Nov. 15	N.Y. Giants	T	10-10	29,608
Nov. 22	At Philadelphia	W	38-13	60,671
Nov. 29	At Pittsburgh	W	21-20	27,807
Dec. 6	Cleveland	W	28-19	31,585
Dec. 13	Philadelphia	W	36-34	24,636

Home: 4-4-1 (166,075). Away: 5-2-1 (405,510). 357-331

Non-Advancing Playoff Bowl between second-place teams

Jan. 3, 1965	Vs. Green Bay	W	24-17	56,218
	(At Miami)			

\*Scheduling conflict with St. Louis baseball Cardinals' participation in the 1964 World Series moves home game to Baltimore.

USUAL STARTING LINEUP

<b>Offense</b>		<b>Defense</b>	
LE	Sonny Randle	LE	Joe Robb
LT	Billy Gambrell	LT	Sam Silas
LG	Bob Reynolds	RT	Luke Owens
C	Irv Goode	RE	Don Brumm
RG	Bob DeMarco	LLB	Larry Stallings
RG	Ken Gray	MLB	Mal Hammack
RT	Ernie McMillan	RLB	Dale Meinert
TE	Taz Anderson	RCB	Bill Koman
FL	Jackie Smith	LCB	Pat Fischer
FL	Bobby Joe Conrad	RCB	Jim Burson
QB	Charley Johnson	LS	Jimmy Hill
RB	John David Crow	RS	Jerry Stovall
	Prentice Gault	RS	Larry Wilson
	Joe Childress	P	Jackie Smith
K	Jim Bakken		

TEAM STATISTICS

	Cards	Opp.
Total First Downs	275	235
Rushing	95	96
Passing	152	128
Penalty	28	11
Total Net Yards	4,517	4,292
Avg. Per Game	322.6	306.6
Total Plays	915	845
Avg. Per Play	4.9	5.1
Net Yards Rushing	1,770	1,809
Avg. Per Game	126.4	129.2
Total Rushes	456	414
Net Yards Passing	2,747	2,483
Avg. Per Game	196.2	177.4
Sacked/Yards Lost	37/298	42/356
Gross Yards	3,045	2,839
Att./Comp./Pct.	422/223/52.8	390/194/49.7
Had Intercepted	24	25
Punts/Average	56/40.9	67/43.5
Penalties/Yards	64/579	71/695
Fumbles/Lost	29/16	24/14
Touchdowns	40	36
Rushing	12	13
Passing	21	21
Returns	7	2

NOTES

Cards spurn overtime from Atlanta to relocate to the South with promise of a new stadium ... Cards improve to 9-3-2 record, second in NFL's Eastern Conference to eventual NFL champion Cleveland's 10-3-1 mark ... Cards gain tie and victory, however, against Browns during regular-season play ... cornerback Pat Fischer earns all-pro honors with 10 interceptions, second in the league ... quarterback Charley Johnson finishes season throwing a touchdown pass in 11 consecutive games and pushes the streak to 16 straight in 1965 ... Cards defeat Green Bay 24-17 at Miami in non-advancing Playoff Bowl between second-place finishers in each conference ... World Series conflict with baseball Cardinals moves Oct. 12 home game vs. Colts to Baltimore.

1965 (5-9)

HEAD COACH WALLY LEMM

Sept. 19	At Philadelphia	L	27-34	54,260
Sept. 26	At Cleveland	W	49-13	80,161
Oct. 4	Dallas	W	20-13	32,034
Oct. 10	At Washington	W	37-16	50,205
Oct. 17	At Pittsburgh	W	20-7	31,085
Oct. 24	Washington	L	20-24	32,228
Oct. 31	At N.Y. Giants	L	10-14	62,807
Nov. 7	Pittsburgh	W	21-17	31,899
Nov. 14	At Chicago	L	13-34	45,663
Nov. 21	N.Y. Giants	L	15-28	31,704
Nov. 28	Philadelphia	L	24-28	28,706
Dec. 5	L.A. Rams	L	3-27	27,943
Dec. 11	At Dallas	L	13-27	38,499
Dec. 19	Cleveland	L	24-27	29,348

Home: 2-5 (213,862). Away: 3-4 (393,680). 296-309

USUAL STARTING LINEUP

<b>Offense</b>		<b>Defense</b>	
LE	Sonny Randle	LE	Joe Robb
LT	Bob Reynolds	LT	Sam Silas
LG	Irv Goode	RT	Luke Owens
C	Bob DeMarco	RE	Don Brumm
RG	Ken Gray	LLB	Larry Stallings
RT	Ernie McMillan	MLB	Dave Meggsey
TE	Jackie Smith	FL	Marion Rushing
FL	Bobby Joe Conrad	FL	Dale Meinert
QB	Charley Johnson	RLB	Bill Koman
RB	Bill Triplett	LCB	Pat Fischer
	Willis Crenshaw	RCB	Jim Burson
	Joe Childress	LS	Jerry Stovall
K	Jim Bakken	RS	Carl Silvestri
		RS	Larry Wilson
		P	Jackie Smith

TEAM STATISTICS

	Cards	Opp.
Total First Downs	251	238
Rushing	90	89
Passing	143	133
Penalty	18	16
Total Net Yards	4,562	4,297
Avg. Per Game	325.9	306.9
Total Plays	909	852
Avg. Per Play	5.0	5.0
Net Yards Rushing	1,619	1,813
Avg. Per Game	115.6	129.5
Total Rushes	431	433
Net Yards Passing	2,943	2,484
Avg. Per Game	210.2	177.4
Sacked/Yards Lost	30/279	39/342
Gross Yards	3,222	2,826
Att./Comp./Pct.	448/221/49.3	380/184/48.4
Had Intercepted	25	17
Punts/Average	67/40.4	65/43.3
Penalties/Yards	45/458	70/760
Fumbles/Lost	15/7	29/15
Touchdowns	33	37
Rushing	10	12
Passing	20	24
Returns	3	1

NOTES

Alabama all-America quarterback Joe Namath is Cards' first-round draft pick, but the flashy passer opts to sign with rival AFL's New York Jets ... Cards win four of first five games, but injuries to quarterback Charley Johnson, starting running backs Prentice Gault and Joe Childress, and defensive backs Larry Wilson and Larry Stovall take a toll and the team slides to 5-9 ... Wilson sets team mark with 96-yard interception return for a touchdown vs. Cleveland on Dec. 19 ... a few weeks earlier, with casts on both hands, Wilson intercepts a Bill Nelsen pass against Pittsburgh on Nov. 7 ... Wally Lemm announces after the final game he will not return as head coach.

(All-Time Results continued on page 340)



(All-Time Results continued from page 339)

**1966 (8-5-1)**

**HEAD COACH CHARLEY WINNER**

Sept. 11	Philadelphia	W	16-13	39,065
Sept. 18	Washington	W	23-7	40,198
Sept. 25	At Cleveland	W	34-28	74,814
Oct. 2	At Philadelphia	W	41-10	59,305
Oct. 9	N.Y. Giants	W	24-19	43,893
Oct. 16	Dallas	T	10-10	50,673
Oct. 23	At Washington	L	20-26	50,154
Oct. 31	Chicago	W	24-17	49,516
Nov. 6	At N.Y. Giants	W	20-17	62,967
Nov. 13	At Pittsburgh	L	9-30	28,552
Nov. 27	Pittsburgh	W	6-3	46,099
Dec. 4	At Dallas	L	17-31	76,965
Dec. 11	At Atlanta	L	10-16	57,169
Dec. 17	Cleveland	L	10-38	47,721

Home: 5-1-1 (317,166). Away: 3-4 (409,926). 264-265

**1967 (6-7-1)**

**HEAD COACH CHARLEY WINNER**

Sept. 17	N.Y. Giants	L	20-37	40,801
Sept. 24	At Pittsburgh	W	28-14	45,579
Oct. 1	Detroit	W	38-28	43,621
Oct. 8	At Minnesota	W	34-24	40,017
Oct. 15	At Cleveland	L	16-20	77,813
Oct. 22	Philadelphia	W	48-14	46,562
Oct. 29	Green Bay	L	23-31	49,792
Nov. 5	At Washington	W	27-21	50,480
Nov. 12	Pittsburgh	T	14-14	46,994
Nov. 19	At Chicago	L	3-30	47,417
Nov. 23	At Dallas	L	21-46	68,787
Dec. 3	New Orleans	W	31-20	41,171
Dec. 10	Cleveland	L	16-20	47,782
Dec. 17	At N.Y. Giants	L	14-37	62,955

Home: 3-3-1 (316,923). Away: 3-4 (393,048). 333-356

**USUAL STARTING LINEUP**

<b>Offense</b>		<b>Defense</b>	
WR.....	Sonny Randle	LE.....	Joe Robb
LT.....	Bob Reynolds	LT.....	Sam Silas
LG.....	Irv Goode	RT.....	Chuck Walker
	Rick Sortun	RE.....	Don Brumm
C.....	Bob DeMarco	LLB.....	Larry Stallings
	Irv Goode	MLB.....	Dale Meinert
RG.....	Ken Gray	RLB.....	Bill Koman
	Rick Sortun	LCB.....	Jim Burson
RT.....	Ernie McMillan		Pat Fischer
TE.....	Jackie Smith	RCB.....	Abe Woodson
FL.....	Bobby Joe Conrad		Jim Burson
QB.....	Charley Johnson	LS.....	Jerry Stovall
	Terry Notsinger	RS.....	Larry Wilson
RB.....	Johnny Roland	P.....	Jackie Smith
	Willis Crenshaw		
	Prentice Gault		
K.....	Jim Bakken		

**TEAM STATISTICS**

	Cards	Opp.
Total First Downs.....	212	209
Rushing.....	88	68
Passing.....	108	109
Penalty.....	16	32
Total Net Yards.....	3,541	3,492
Avg. Per Game.....	252.9	249.4
Total Plays.....	882	872
Avg. Per Play.....	4.0	4.0
Net Yards Rushing.....	1,601	1,192
Avg. Per Game.....	114.4	85.1
Total Rushes.....	458	377
Net Yards Passing.....	1,940	2,300
Avg. Per Game.....	138.6	164.3
Sacked/Yards Lost.....	38/352	52/433
Gross Yards.....	2,292	2,733
Att./Comp./Pct.....	386/180/46.6	443/187/42.2
Had Intercepted.....	19	21
Punts/Average.....	81/35.1	85/41.3
Penalties/Yards.....	67/586	83/761
Fumbles/Lost.....	26/18	20/10
Touchdowns.....	28	28
Rushing.....	10	10
Passing.....	13	16
Returns.....	5	2

**NOTES**

Charley Winner named head coach ... team begins play in newly-opened Busch Memorial Stadium, featuring artificial turf and a seating capacity of 51,392 ... record crowd of 50,673 views 10-10 tie with Dallas on Oct. 16, an attendance mark that would stand for four seasons ... Cards begin season 7-1-1, but another injury to quarterback Charley Johnson, and subsequent injuries to wide receiver Sonny Randle, cornerback Pat Fischer, and offensive linemen Bob DeMarco, Ken Gray, and Irv Goode result in 8-5-1 mark ... safety Larry Wilson leads NFL with 10 interceptions and ties another mark with thefts in seven consecutive games ... Cardinals score just 52 points in final five games ... Cards are victims of Atlanta's first home victory as a new franchise, a 16-10 Falcon win Dec. 11.

**USUAL STARTING LINEUP**

<b>Offense</b>		<b>Defense</b>	
WR.....	Billy Gambrell	LE.....	Joe Robb
LT.....	Bob Reynolds	LT.....	Sam Silas
LG.....	Irv Goode	RT.....	Chuck Walker
C.....	Bob DeMarco	RE.....	Don Brumm
RG.....	Ken Gray		Dave Long
RT.....	Ernie McMillan	LLB.....	Larry Stallings
TE.....	Jackie Smith	MLB.....	Dale Meinert
QB.....	Bobby Joe Conrad	RLB.....	Bill Koman
FL.....	Jim Hart	LCB.....	Pat Fischer
RB.....	Johnny Roland	RCB.....	Jim Burson
	Prentice Gault	LS.....	Jerry Stovall
K.....	Jim Bakken	RS.....	Larry Wilson
		P.....	Chuck Latourette

**TEAM STATISTICS**

	Cards	Opp.
Total First Downs.....	248	216
Rushing.....	97	79
Passing.....	131	117
Penalty.....	20	20
Total Net Yards.....	4,780	4,185
Avg. Per Game.....	341.4	298.9
Total Plays.....	927	807
Avg. Per Play.....	5.2	5.2
Net Yards Rushing.....	1,839	1,502
Avg. Per Game.....	131.4	107.3
Total Rushes.....	472	410
Net Yards Passing.....	2,941	2,683
Avg. Per Game.....	210.1	191.6
Sacked/Yards Lost.....	24/229	37/340
Gross Yards.....	3,170	3,023
Att./Comp./Pct.....	431/204/47.3	360/169/46.9
Had Intercepted.....	35	19
Punts/Average.....	62/40.8	61/39.0
Penalties/Yards.....	65/730	89/782
Fumbles/Lost.....	23/11	19/13
Touchdowns.....	36	46
Rushing.....	15	13
Passing.....	20	26
Returns.....	1	7

**NOTES**

NFL expands to 16 teams ... Cards join Century Division of the Eastern Conference with Cleveland, New York, and Pittsburgh ... wide receiver Sonny Randle is traded to San Francisco ... quarterback Charley Johnson and linebacker Larry Stallings are inducted into the Army two days before the first preseason game ... kicker Jim Bakken leads NFL with 117 points (most for a kicker) on 27-of-39 field goals and 36-of-36 extra points ... he also sets NFL single-game record with nine field-goal attempts (made seven) vs. Pittsburgh Sept. 24 ... tight end Jackie Smith posts 1,205 receiving yards on 56 receptions for club record and impressive 21.5-yard average per catch ... Cards finish 6-7-1 but witness starting debut of former taxi squad free agent from Southern Illinois, quarterback Jim Hart ... John Omohundro, then an assistant to trainer Jack Rockwell, begins a tenure with the Cards that continues 30 plus years later.

# CLUB HISTORY

## 1968 (9-4-1)

### HEAD COACH

#### CHARLEY WINNER

Sept. 16	L.A. Rams	L	13-24	49,757
Sept. 22	At S.F.	L	17-35	27,557
Sept. 29	At New Orleans	W	21-20	79,021
Oct. 6	Dallas	L	10-27	48,296
Oct. 13	At Cleveland	W	27-21	79,349
Oct. 20	Washington	W	41-14	46,456
Oct. 27	New Orleans	W	31-17	45,476
Nov. 3	At Philadelphia	W	45-17	59,208
Nov. 10	Pittsburgh	T	28-28	45,432
Nov. 17	At Baltimore	L	0-27	60,238
Nov. 24	Atlanta	W	17-12	43,246
Dec. 1	At Pittsburgh	W	20-21	22,682
Dec. 8	At N.Y. Giants	W	28-21	62,709
Dec. 14	Cleveland	W	27-16	39,746

325-269

Home: 4-2-1 (318,409), Away: 5-2 (390,764).

### TEAM STATISTICS

	Cards	Opp.
Total First Downs	245	238
Rushing	117	90
Passing	107	131
Penalty	21	17
Total Net Yards	4,183	4,419
Avg. Per Game	298.7	315.6
Total Plays	871	866
Avg. Per Play	4.6	5.1
Net Yards Rushing	1,996	1,558
Avg. Per Game	142.6	111.3
Total Rushes	463	423
Net Yards Passing	2,187	2,861
Avg. Per Game	156.2	204.4
Sacked/Yards Lost	23/202	44/400
Gross Yards	2,389	3,261
Att./Comp./Pct.	385/169/43.9	399/210/52.6
Had Intercepted	20	13
Punts/Average	65/41.6	70/38.1
Penalties/Yards	66/708	71/728
Fumbles/Lost	24/11	19/8
Touchdowns	40	35
Rushing	22	10
Passing	16	23
Returns	2	2

### SCORE BY PERIOD

	Q1	Q2	Q3	Q4	OT	Pts.
Team	47	74	83	121	0	325
Opponents	82	60	93	54	0	289

### SCORING

	TD	R	P	R	PAT	FG	S	Pts.
Bakken	0	0	0	0	40/40	15/24	0	85
Crenshaw	7	6	1	0	0/0	0/0	0	42
Shivers	7	4	3	0	0/0	0/0	0	42
Hart	6	6	0	0	0/0	0/0	0	36
Williams	6	0	6	0	0/0	0/0	0	36
Smith	5	3	2	0	0/0	0/0	0	30
Conrad	4	0	4	0	0/0	0/0	0	24
Roland	2	2	0	0	0/0	0/0	0	12
Brumm	1	0	0	0	0/0	0/0	0	6
Edwards	1	1	0	0	0/0	0/0	0	6
Latourette	1	0	0	1	0/0	0/0	0	6
Team	40	22	16	1	40/40	15/24	0	325
Opponents	35	10	23	2	34/35	15/33	0	289

\*Includes one fumble recovery for touchdown.

### PASSING

	Att.	Comp.	Yds.	Comp. %	Yds./Att.	TD	TD%	Int.	Int. %	Long	Sack/Loss	Rating
Hart	316	140	2,059	44.3	6.52	15	4.7	18	5.7	80t	-/129	58.4
Johnson	67	29	330	43.3	4.93	1	1.5	1	1.5	30	-/64	57.4
Roland	1	0	0	0.0	0.0	0	0.0	0	0.0	0	-/0	39.5
Latourette	1	0	0	0.0	0.0	0	0.0	0	0.0	0	-/0	39.5
Team	385	169	2,389	43.9	6.21	16	4.1	19	4.9	80t	23/202	57.8
Opponents	399	210	3,261	52.6	8.17	23	5.7	13	3.2	85t	44/400	85.6

### RUSHING

	No.	Yds.	Avg.	Long	TD
Crenshaw	203	813	4.0	66t	6
Roland	121	455	3.8	45	2
Edwards	31	214	6.9	42	1
Shivers	44	184	4.2	42t	4
Smith	12	163	13.6	37	3
Lane	23	74	3.2	11	0
Williams	3	47	15.7	43	0
Hart	19	20	1.1	3	6
Latourette	1	15	15.0	15	0
Wilson	1	12	12.0	12	0
Johnson	5	-1	0	2	0
Team	463	1,996	4.3	66t	22
Opponents	423	1,558	3.7	—	10

### RECEIVING

	No.	Yds.	Avg.	Long	TD
Smith	49	789	16.1	65t	2
Williams	43	682	15.9	71t	6
B. Joe Conrad	32	449	14.0	80t	4
Crenshaw	23	232	10.1	42	1
Shivers	9	103	11.4	40t	3
Roland	8	97	12.1	40	0
Daanen	4	35	8.8	15	0
Edwards	1	2	2.0	2	0
Team	169	2,389	14.1	80t	16
Opponents	210	3,261	15.6	—	23

### INTERCEPTIONS

	No.	Yds.	Avg.	Long	TD
Wilson	4	14	3.5	8	0
Sanders	3	6	2.0	6	0
Rivers	2	22	11.0	14	0
Alkins	2	0	0.0	0	0
Clark	1	15	15.0	15	0
Keys	1	6	6.0	8	0
Team	13	65	5.0	15	0
Opponents	20	173	8.7	32	0

### PUNT RETURNS

	Ret.	FC	Yds.	Avg.	Long	TD
Latourette	28	11	345	12.3	86t	1
Roland	2	9	11	5.5	8	0
Wilson	0	1	0	0.0	0	0
Team	30	21	356	11.9	86t	1
Opponents	36	—	266	7.4	—	1

\*Team record

### KICKOFF RETURNS

	No.	Yds.	Avg.	Long	TD
Latourette	146	11,237	26.9	75	0
Crenshaw	6	104	17.3	25	0
Shivers	3	63	21.0	23	0
Long	1	0	0.0	0	0
Team	56	1,404	25.1	75	0
Opponents	56	1,303	23.3	94	—

\*\*NFL and team record

### PUNTING

	No.	Yds.	Avg.	Lg	Blk.
Latourette	65	2,701	41.6	55	0
Team	65	2,701	41.6	55	0
Opponents	70	2,668	38.1	—	—

### FIELD GOALS

	1-19	20-29	30-39	40-49	50+
Bakken	2-2	7-7	3-6	3-8	0-1
Team	2-2	7-7	3-6	3-8	0-1
Opponents	5-5	4-7	3-10	1-8	2-3
Bakken: (22G, 24G), (27G), (40B, 33N, 42N), (32G, 35N), (43G, 21G, 44N), (28G, 40G), (24G, 42N), (47G, 51N), ( ), ( ), (12G, 30N), (22G, 16G), (42B), (33G, 37G)					
Opponents: (25G), (35N), (21G, 35G, 42N, 34B), (14G, 50G), (42B), (28N, 46N, 27N), (32G, 47N), (12G, 39N), (41N, 36N), (13G, 27G, 21N), (37G, 42G, 30N), (24G, 46N, 39N), (50N, 38N, 45B), (50G, 16G, 15G)					

### USUAL STARTING LINEUP

Offense	Defense
WR.....Dave Williams	LE.....Don Brumm
LT.....Bob Reynolds	RT.....Fred Heron
LG.....U. Joe Goode	RT.....Bob Rowe
C.....Bob DeMarco	RE.....Chuck Walker
RG.....Ken Gray	LLB.....Larry Stallings
RT.....Ernie McMillan	Ernie Clark
TE.....Jackie Smith	MLB.....Jamie Rivers
FL. Bobby Joe Conrad	Mike Strofolino
QB.....Jim Hart	RLB...Dave McGyksey
RB.....Johnny Roland	LCB.....Robert Altus
Willis Crenshaw	RCB...Lonnie Sanders
K.....Jim Bakken	LS.....Mike Barnes
	Jerry Stovall
	RS.....Larry Wilson
	P.....Chuck Latourette

### NOTES

After a 1-3 start, Cards roll to 8-1-1 mark in the final 10 contests to finish 9-4-1 ... punter/defensive back **Chuck Latourette** nets NFL mark with 46 kickoff returns for 1,237 yards ... Cards' 22 rushing touchdowns most since 1949 ... Cards send nine players to the Pro Bowl, including four of the five starting offensive linemen—center **Bob DeMarco**, guards **Irv Goode** and **Ken Gray**, and tackle **Ernie McMillan** ... the fifth lineman—tackle **Bob Reynolds**—is named in '67 and again in '69 ... tight end **Jackie Smith**, in addition to catching 49 passes for a 16.1-yard average, perfects the end-around play, averaging 13.6 yards on 12 carries (163 yards) with three touchdowns (36, 34, 11 yards).

### FINAL NFC

#### CENTURY STANDINGS

Team	W	L	T	Pct.	Pts.	OP
Cleveland	10	4	0	.714	394	273
St. Louis	9	4	1	.692	325	289
New Orleans	4	9	1	.308	246	327
Pittsburgh	2	11	1	.154	244	397

(All-Time Results continued on page 342)

(All-Time Results continued from page 341)

1969 (4-9-1)

HEAD COACH CHARLEY WINNER

Sept. 21	At Dallas	L	3-24	62,134
Sept. 28	Chicago	W	20-17	50,039
Oct. 5	At Pittsburgh	W	27-14	45,011
Oct. 12	At Washington	L	17-33	50,481
Oct. 19	Minnesota	L	10-27	49,430
Oct. 26	At Cleveland	T	21-21	81,186
Nov. 2	New Orleans	L	42-51	46,718
Nov. 9	N.Y. Giants	W	42-17	49,194
Nov. 16	At Detroit	L	0-20	51,749
Nov. 23	Philadelphia	L	30-34	45,512
Nov. 30	Pittsburgh	W	47-10	43,721
Dec. 7	At N.Y. Giants	L	6-49	62,973
Dec. 14	Cleveland	L	21-27	44,924
Dec. 21	At Green Bay	L	28-45	50,861

Home: 3-4 (329,538), Away: 1-5-1 (404,385)

TEAM STATISTICS

	Cards	Opp.
Total First Downs	224	289
Rushing	83	83
Passing	125	185
Penalty	16	21
Total Net Yards	4,185	5,176
Avg. Per Game	298.9	369.7
Total Plays	833	936
Avg. Per Play	5.0	5.5
Net Yards Rushing	1,446	1,644
Avg. Per Game	103.2	117.4
Total Rushes	382	438
Net Yards Passing	2,739	3,532
Avg. Per Game	195.6	252.2
Sacked/Yards Lost	21/201	33/220
Gross Yards	2,940	3,752
Att./Comp./Pct.	430/216/50.2	465/260/55.9
Had Intercepted	25	15
Punts/Average	73/37.5	67/40.4
Penalties/Yards	72/765	71/773
Fumbles/Lost	24/10	19/12
Touchdowns	40	46
Rushing	17	10
Passing	19	38
Returns	4	0

SCORE BY PERIOD

	Q1	Q2	Q3	Q4	OT	Pts.
Team	83	53	49	129	0	314
Opponents	73	106	118	92	0	389

SCORING

	TD	R	P	R	PAT	FG	S	Pts.
Bakken	0	0	0	0	38/40	12/24	0	74
Gilliam	10	0	9	1	0/0	0/0	0	60
Williams	7	0	7	0	0/0	0/0	0	42
Roland	6	5	1	0	0/0	0/0	0	36
Crenshaw	3	3	0	0	0/0	0/0	0	18
Edwards	3	3	0	0	0/0	0/0	0	18
Shivers	3	2	1	0	0/0	0/0	0	18
Hart	2	2	0	0	0/0	0/0	0	12
Johnson	1	1	0	0	0/0	0/0	0	6
Lane	1	1	0	0	0/0	0/0	0	6
Rowe	1	0	0	1	0/0	0/0	0	6
Smith	1	0	1	0	0/0	0/0	0	6
Staffings	1	0	0	1	0/0	0/0	0	6
Wilson	1	0	0	1	0/0	0/0	0	6
Team	40	17	19	4	38/40	12/24	0	314
Opponents	48	10	38	0	47/48	18/31	0	389

PASSING

	Att.	Comp.	Yds.	Comp. %	Yds./Att.	TD	TD%	Int.	Int. %	Long	Sack/Lost	Rating
Johnson	260	131	1,847	50.4	7.10	13	5.0	13	5.0	84t	11/101	69.5
Hart	169	84	1,085	49.7	6.43	6	3.5	12	7.1	60t	10/100	52.4
Hill	1	1	7	100.0	7.00	0	0.0	0	0.0	7	0/0	95.8
Team	430	216	2,940	50.2	6.84	19	4.2	25	5.8	84t	21/201	62.2
Opponents	465	260	3,752	55.9	8.07	38	8.2	15	3.2	82t	33/220	96.3

RUSHING

	No.	Yds.	Avg.	Long	TD
Edwards	107	504	4.7	48	3
Roland	138	498	3.6	21	5
Crenshaw	55	172	3.1	26t	3
Shivers	27	115	4.3	15	2
Lane	25	93	3.7	13	1
Johnson	17	51	3.0	15	1
Hart	7	16	2.3	10	2
Williams	1	1	1.0	1	0
Smith	4	0	0	0	0
Gilliam	1	-4	0	0	0
Team	382	1,446	3.8	48	17
Opponents	438	1,644	3.8	54	10

RECEIVING

	No.	Yds.	Avg.	Long	TD
Williams	56	702	12.5	61	7
Gilliam	52	997	19.2	84t	9
Smith	43	561	13.1	34	1
Edwards	23	309	13.4	37	0
Roland	12	136	11.3	23	1
Crenshaw	11	94	8.5	31	0
Lane	9	61	6.8	14	0
Shivers	7	61	8.7	26	1
Daanen	2	12	6.0	7	0
Brown	1	7	7.0	7	0
Team	216	2,940	13.6	84t	19
Opponents	260	3,752	13.1	82t	38

INTERCEPTIONS

	No.	Yds.	Avg.	Long	TD
Atkins	3	74	24.7	42	0
Wehrli	3	44	14.7	44	0
Wright	2	41	20.5	21	0
Rowe	2	19	9.5	18t	1
Wilson	2	15	7.5	15	0
Stovall	1	28	28.0	28	0
Brown	1	21	21.0	21	0
Rosema	1	3	3.0	3	0
Team	15	245	16.3	44	1
Opponents	25	202	8.0	48	0

PUNT RETURNS

	Ret.	FC	Yds.	Avg.	Long	TD
R. Wehrli	13	4	65	5.0	25	0
J. Roland	10	4	53	5.3	8	0
R. Shivers	9	2	44	4.9	9	0
T. Brown	6	1	39	6.5	35	0
Team	38	11	201	5.3	35	0
Opponents	35	18	158	4.5	30	0

KICKOFF RETURNS

	No.	Yds.	Avg.	Long	TD
Lane	20	523	26.2	69	0
Brown	15	320	21.3	28	0
Gilliam	11	339	30.8	100t	1
Shivers	10	205	20.5	35	0
Wehrli	1	18	18.0	18	0
Wilson	4	66	16.5	24	0
Crenshaw	4	34	8.5	18	0
Olarich	2	2	2.0	2	0
Team	67	1,507	22.5	100t	1
Opponents	49	1,007	20.5	86	0

PUNTING

	No.	Yds.	Avg.	Lg	Blk.
Hill	73	2,746	37.6	57	1
Team	73	2,746	37.6	57	1
Opponents	67	2,710	40.4	66	1

USUAL STARTING LINEUP

<b>Offense</b>	<b>Defense</b>
WR..... Dave Williams	LE..... Rolf Krueger
LT..... Bob Reynolds	LT..... Fred Heron
LG..... Irv Goode	RT..... Bob Rowe
C..... Bob DeMarco	RE..... Chuck Walker
RG..... Ken Gray	LLB..... Larry Stallings
RT..... Ernie McMillan	MLB..... Jamie Rivers
TE..... Jackie Smith	Chip Healy
QB..... John Gilliam	RLB..... Rocky Rosema
WR..... Charley Johnson	Dave Meggsey
Jim Hart	LCB..... Roger Wehrli
RB..... Johnny Roland	RCB..... Nate Wright
Cid Edwards	Robert Atkins
Willis Crenshaw	LS..... Jerry Stovall
K..... Jim Bakken	RS..... Larry Wilson
	P..... King Hill

NOTES

Injuries decimate the team as 11 players undergo surgery ... Cards limp to 4-9-1 mark as offense manages just 193 points, lowest since 1954 (163) ... defense is particularly hobbled by injuries, allowing team-record 389 points that will stand for 15 seasons ... safety Larry Wilson sets team mark with 88-yard fumble return for a touchdown at Green Bay Dec. 21 that stands until 2000 ... Cards and Saints combine for NFL-record 12 touchdown passes in 51-42 New Orleans victory in Busch Stadium Nov. 2 ... the combined 93 points is just 10 shy of the all-time NFL combined single-game scoring mark as quarterbacks Charley Johnson (Cardinals) and Billy Kilmer (Saints) each toss six touchdown passes to set Card individual and opponent marks.

FINAL NFC CENTURY STANDINGS

Team	W	L	T	Pct.	Pts.	OP
Cleveland	10	3	1	.769	351	300
N.Y. Giants	6	8	0	.429	264	298
St. Louis	4	9	1	.308	314	389
Pittsburgh	1	13	0	.071	218	404

# CLUB HISTORY

## 1970 (8-5-1)

### HEAD COACH CHARLEY WINNER

Sept. 18	At L.A. Rams	L	13-34	63,130
Sept. 27	Washington	W	27-17	44,246
Oct. 4	Dallas	W	20-7	50,780
Oct. 11	New Orleans	W	24-17	45,294
Oct. 18	At Philadelphia	W	35-20	59,002
Oct. 25	At N.Y. Giants	L	17-35	62,984
Nov. 1	Houston	W	44-0	47,911
Nov. 8	Boston	W	31-0	46,466
Nov. 16	At Dallas	W	38-0	69,323
Nov. 22	At Kansas City	T	6-6	50,711
Nov. 29	Philadelphia	W	23-14	46,581
Dec. 6	At Detroit	L	3-16	56,382
Dec. 13	N.Y. Giants	L	17-34	50,845
Dec. 20	At Washington	L	27-28	50,415

325-228

Home: 6-1 (332,123). Away: 2-4-1 (411,927).

### TEAM STATISTICS

	Cards	Opp.
Total First Downs	226	242
Rushing	110	95
Passing	104	116
Penalty	12	30
Total Net Yards	4,472	3,869
Avg. Per Game	319.4	276.3
Total Plays	845	894
Avg. Per Play	5.3	4.3
Net Yards Rushing	1,998	1,762
Avg. Per Game	142.7	125.9
Total Rushes	429	472
Net Yards Passing	2,474	2,107
Avg. Per Game	176.7	150.5
Sacked/Yards Lost	26/216	40/309
Gross Yards	2,690	2,416
Att./Comp./Pct.	390/178/45.6	382/183/47.9
Had Intercepted	19	21
Punts/Average	65/40.9	80/40.0
Penalties/Yards	84/896	68/659
Fumbles/Lost	24/15	20/14
Touchdowns	38	27
Rushing	18	10
Passing	16	16
Returns	4	1

### SCORE BY PERIOD

	Q1	Q2	Q3	Q4	OT	Pts.
Team	56	91	77	101	0	325
Opponents	58	71	23	76	0	228

### SCORING

	TD	R	P	R	FG	S	Pts.
Bakken	0	0	0	0	37/38	20/32	0 97
Lane	13	11	2	0	0/0	0/0	0 78
Gilliam	6	1	5	0	0/0	0/0	0 36
Roland	5	3	1	0	0/0	0/0	0 30
Smith	4	0	4	0	0/0	0/0	0 24
Williams	3	0	3	0	0/0	0/0	0 18
Edwards	2	1	1	0	0/0	0/0	0 12
Shivers	2	2	0	0	0/0	0/0	0 12
Farr	1	0	0	1	0/0	0/0	0 6
Latourette	1	0	0	1	0/0	0/0	0 6
Parish	1	0	0	1	0/0	0/0	0 6
Team	38	18	16	4	37/38	20/32	0 325
Opponents	27	10	16	1	27/27	13/26	0 228

### PASSING

	Att.	Comp.	Yds.	Comp. %	Yds./Att.	TD	TD%	Int.	Int. %	Long	Sack/Lost	Rating
Hart	373	171	2,576	45.8	6.90	14	3.7	18	4.8	79	26/216	61.1
Beathard	17	7	114	41.2	6.71	2	1.2	1	5.9	58	0/0	43.8
Team	390	178	2,690	45.6	6.89	16	4.1	19	4.9	79	26/216	62.0
Opponents	382	183	2,416	47.9	6.33	16	4.2	21	5.5	59	40/309	59.4

### RUSHING

	No.	Yds.	Avg.	Long	TD
Lane	206	977	4.7	75	11
Roland	94	392	4.2	20	3
Edwards	70	350	5.0	22	1
Shivers	24	98	4.1	29	2
Gilliam	5	68	13.6	48	1
Smith	5	43	8.6	26	0
Latourette	2	38	19.0	33	0
Hart	18	18	1.0	4	0
Brown	1	8	8.0	8	0
Pittman	2	4	2.0	2	0
Beathard	2	2	1.0	2	0
Team	429	1,998	4.7	75	18
Opponents	472	1,762	3.8	57	10

### RECEIVING

	No.	Yds.	Avg.	Long	TD
Gilliam	45	953	21.1	79	5
Smith	37	687	18.6	59	4
Lane	32	385	11.4	78	2
Williams	23	364	15.8	58	3
Edwards	19	150	7.8	39	1
Roland	17	96	5.6	20	1
Shivers	3	44	14.7	22	0
Daanen	2	31	15.5	22	0
Team	178	2,690	15.1	79	16
Opponents	183	2,416	13.2	59	16

### INTERCEPTIONS

	No.	Yds.	Avg.	Long	TD
Wehrli	6	50	8.3	41	0
Wilson	5	72	14.4	22	0
Farr	5	38	7.6	19	1
Stovall	2	45	22.5	27	0
Parish	1	41	41.0	41	1
Stallings	1	9	9.0	9	0
Wright	1	0	0.0	0	0
Team	21	255	12.1	41	2
Opponents	19	276	14.5	59	0

### PUNT RETURNS

	Ret.	FC	Yds.	Avg.	Long	TD
Latourette	30	12	171	5.7	16	0
Roland	10	10	140	14.0	74	1
Wehrli	1	1	4	4.0	4	0
Brown	0	1	0	0.0	0	0
Team	41	24	315	7.7	74	1
Opponents	26	20	90	3.5	13	0

	No.	Yds.	Avg.	Long	TD
Latourette	13	254	19.5	24	0
Pittman	10	237	23.7	32	0
Wright	8	156	19.5	24	0
Gilliam	5	107	21.4	26	0
White	3	65	21.7	28	0
Roland	3	40	13.3	20	0
Shivers	2	35	17.5	19	0
Brown	2	32	16.0	18	0
Wilson	1	0	0.0	0	0
Team	47	926	19.7	32	0
Opponents	54	1,262	23.4	98	1

### PUNTING

	No.	Yds.	Avg.	Long	Blk.
Latourette	85	2,659	40.9	59	0
Team	65	2,659	40.9	59	0
Opponents	80	3,199	40.0	55	0

### FIELD GOALS

	1-19	20-29	30-39	40-49	50+
Bakken	4-4	3-6	7-7	6-11	0-4
Team	4-4	3-6	7-7	6-11	0-4
Opponents	5-5	3-5	4-8	1-2	0-6

Bakken: (9G, 17G, 54N), ( ), (38G, 35G, 53N), (44G), ( ), (25G, 45N), (32G, 14G, 38G, 48N, 46N), (43G), (31G, 53N), (49G, 14G, 42N, 43N), (45G, 42G, 31G, 55N), (29G, 24N), (25G, 26N), (45G, 34G, 21N).

Opponents: (27G, 11G, 32N, 24N), (36G), (29N), (34G, 32B, 53N), (35G, 27G, 43N, 56N), ( ), (32N), (51B), ( ), (39G, 15G, 53N, 54N), (31N), (14G, 13G, 10G), (27G, 46G, 50N), ( ).

### USUAL STARTING LINEUP

Offense	Defense
WR ... Dave Williams	LE ... Rolf Krueger
LT ... Bob Reynolds	LT ... Fred Heron
LG ... Irv Goode	RT ... Bob Rowe
C ... Wayne Mulligan	RE ... Chuck Walker
RG ... Clyde Williams	Joe Schmiesing
TE ... Ernie McMillan	LLB ... Larry Stallings
RT ... Jackie Smith	MLB ... Jamie Rivers
WR ... John Gilliam	FLB ... Don Parish
QB ... Jim Hart	LCB ... Miller Farr
RB ... Clid Edwards	RCB ... Roger Wehrli
Johnny Roland	LS ... Jerry Stovall
RB ... MacArthur Lane	RS ... Larry Wilson
K ... Jim Bakken	P ... Chuck Latourette

### NOTES

The merger of the NFL and AFL places the Cards in the Eastern Division of the NFC with Dallas, New York Giants, Philadelphia, and Washington ... after a loss in the season-opener, Cards roll to 8-1-1 mark in the next 10 games but falter with three losses to end the season 8-5-1 ... running back MacArthur Lane earns Pro Bowl honors and leads NFL rushers with 4.7-yard average per carry and 11 touchdowns ... Cards hand Cowboys surprising 38-0 pasting in Dallas before national television audience on "Monday Night Football" Nov. 16 ... cornerback Roger Wehrli begins string of six consecutive Pro Bowl appearances.

### FINAL NFC EAST STANDINGS

Team	W	L	T	Pct.	Pts.	OP
Dallas	10	4	0	.714	299	221
N.Y. Giants	9	5	0	.643	301	270
St. Louis	8	5	1	.615	325	228
Washington	6	8	0	.429	297	314
Philadelphia	3	10	1	.251	241	332

(All-Time Results continued on page 344)

(All-Time Results continued from page 343)

**1971 (4-9-1)**

**HEAD COACH BOB HOLLWAY**

Sept. 19	Washington	L	17-24	46,805
Sept. 27	N.Y. Jets	W	17-10	50,358
Oct. 3	N.Y. Giants	L	20-21	49,571
Oct. 10	At Atlanta	W	26-9	58,850
Oct. 17	At Washington	L	0-20	53,041
Oct. 24	San Francisco	L	14-26	50,419
Oct. 31	At Buffalo	W	28-23	40,040
Nov. 7	Dallas	L	13-16	50,486
Nov. 15	At San Diego	L	20-27	46,486
Nov. 21	Philadelphia	L	17-37	48,658
Nov. 28	At N.Y. Giants	W	24-7	62,878
Dec. 5	Green Bay	T	16-16	50,443
Dec. 12	At Philadelphia	L	7-19	65,358
Dec. 18	At Dallas	L	12-31	66,672
231-279				
Home: 1-5-1 (346,740); Away: 3-4 (393,925)				

**TEAM STATISTICS**

	Cards	Opp.
Total First Downs	212	244
Rushing	86	109
Passing	109	120
Penalty	17	15
Total Net Yards	4,001	4,365
Avg. Per Game	285.5	311.8
Total Plays	821	881
Avg. Per Play	4.9	5.0
Net Yards Rushing	1,530	1,985
Avg. Per Game	109.3	141.8
Total Rushes	417	486
Net Yards Passing	2,471	2,380
Avg. Per Game	176.5	170.0
Sacked/Yards Lost	19/185	20/166
Gross Yards	2,656	2,546
Att./Comp./Pct.	385/170/44.2	375/212/56.5
Had Intercepted	26	17
Punts/Average	61/38.8	58/40.4
Penalties/Yards	66/643	79/831
Fumbles/Lost	35/20	28/16
Touchdowns	24	29
Rushing	8	10
Passing	14	12
Returns	2	7

**SCORE BY PERIOD**

	Q1	Q2	Q3	Q4	OT	Pts.
Team	54	89	37	51	0	231
Opponents	61	73	49	96	0	279

**SCORING**

	TD	R	P	FPAT	FG	S	Pts.
Bakken	0	0	0	0	24/24	21/32	87
Edwards	4	4	0	0	0/0	0/0	24
Gray	4	0	4	0	0/0	0/0	24
Smith	4	0	4	0	0/0	0/0	24
Gilliam	3	0	3	0	0/0	0/0	18
Lane	3	3	0	0	0/0	0/0	18
McFarland	2	0	2	0	0/0	0/0	12
Hoey	1	0	0	1	0/0	0/0	6
Shivers	1	1	0	0	0/0	0/0	6
Stallings	1	0	0	1	0/0	0/0	6
Williams	1	0	1	0	0/0	0/0	6
Team	24	8	14	2	24/24	21/32	0 231
Opponents	29	10	12	7	28/29	25/39	1 279

\*Includes safety.

**PASSING**

	Att.	Comp.	Yds.	Comp. %	Yds./Att.	TD	TD%
Hart	243	110	1,626	45.2	6.69	8	3.2
Beathard	141	60	1,030	42.5	7.30	6	4.2
Shivers	1	0	0	0.0	0.00	0	0.0
Team	385	170	2,656	44.1	6.90	14	3.6
Opponents	375	212	2,546	56.5	6.79	12	3.2

**RUSHING**

	No.	Yds.	Avg.	Long	TD
Lane	150	592	3.9	40	3
Edwards	108	316	2.9	14	4
Roland	78	278	3.6	16	0
Shivers	55	202	3.7	10	1
Gray	2	56	28.0	38	0
Beathard	4	29	7.3	15	0
Latourette	3	19	6.3	20	0
Gilliam	2	16	8.0	12	0
Smith	1	10	10.0	10	0
Hart	13	9	0.7	3	0
White	1	3	3.0	3	0
Team	417	1,530	3.7	40	8
Opponents	486	1,985	4.1	53	10

**RECEIVING**

	No.	Yds.	Avg.	Long	TD
Gilliam	42	837	19.9	54	3
Lane	29	298	10.3	34	0
Smith	21	379	18.0	61	4
Gray	18	534	29.7	80	4
Roland	15	108	7.2	15	0
Williams	12	182	15.2	37	1
Edwards	12	122	10.2	38	0
Shivers	10	76	7.6	19	0
McFarland	5	54	10.8	21	2
Hyatt	4	58	14.5	30	0
Stegert	1	12	12.0	12	0
Reynolds	1	-4	0.0	0	0
Team	170	2,656	15.6	80	14
Opponents	212	2,546	12.0	69	12

**INTERCEPTIONS**

	No.	Yds.	Avg.	Long	TD
Wilson	4	46	11.5	23	0
Thompson	4	45	11.3	25	0
Stovall	2	20	10.0	20	0
Fair	2	13	6.5	13	0
Wehrli	2	11	5.5	6	0
Stallings	1	26	26.0	26	1
McGill	1	19	19.0	19	0
Hackbart	1	11	11.0	11	0
Team	17	191	11.2	26	1
Opponents	26	358	13.6	44	0

**PUNT RETURNS**

	Ret.	FC	Yds.	Avg.	Long	TD
Wehrli	9	3	84	9.3	34	0
Willingham	10	9	84	8.4	19	0
Thompson	5	1	27	5.4	11	0
Roland	3	3	10	3.3	8	0
Gilliam	1	0	21	21.0	21	0
Stallings	1	0	8	8.0	8	0
Dickson	1	0	0	0.0	0	0
Team	30	16	234	7.8	34	0
Opponents	24	21	160	6.7	61	1

**KICKOFF RETURNS**

	No.	Yds.	Avg.	Long	TD
Gray	30	740	24.7	65	0
Hoey	9	251	27.9	103	1
Thompson	7	182	26.0	45	0
Willingham	6	125	20.8	56	0
Edwards	2	41	20.5	21	0
Roland	2	24	12.0	17	0
Dierdorf	1	0	0	0	0
Stegert	1	0	0	0	0
Team	58	1,363	23.5	103	1
Opponents	54	1,318	24.4	93	1

**PUNTING**

	No.	Yds.	Avg.	Long	Blk.
Latourette	56	2,157	38.5	55	1
Bakken	5	207	41.4	44	0
Team	61	2,364	38.8	55	1
Opponents	58	2,343	40.4	58	0

**FIELD GOALS**

	1-19	20-29	30-39	40-49	50+
Bakken	3-5	8-13	5-6	3-7	0-1
Team	5-5	8-13	5-6	3-7	0-1
Opponents	7-7	12-15	1-4	4-9	1-4

**Bakken: (25G),** (19G), (14G, 22G), (37G, 45G, 33G, 26N, 26G), ( ), (26N), (34B), (41G, 36G, 47N), (13G, 27N), (27G, 20G, 43N), (18G), (42G), (21G, 12G, 58N, 48N), (28N), (33G, 29G, 23G, 35G, 23N, 45N).

**Opponents: (25G),** (25G, 26N, 54N); (25G, 32N, 51N), (42N, 52N), (15G), (16G, 11G, 36N), (12G, 19G, 34G, 40G), ( ), (27G, 14G, 26G, 42N), (25G, 45G, 42N), (41G, 27G, 45G, 48N, 30N), ( ), (28G, 12G, 27G, 25N, 45N), (27G, 22G, 54G, 24G, 21N), (24G).

**USUAL STARTING LINEUP**

Offense	Defense
WR.....Dave Williams	LE.....Ron Yankowski
Mel Gray	LT.....Rolf Krueger
LT.....Bob Reynolds	Fred Haron
LG.....Irv Goode	RT.....Bob Rowe
C.....Tom Banks	RE.....Joe Schmiesing
Wayne Mulligan	Charles Walker
RG.....Clyde Williams	Larry Stallings
Dan Dierdorf	MLB.....Jamie Rivers
RT.....Ernie McMillan	RLB.....Mike McGill
TE.....Jackie Smith	Frick Ogle
Jim McFarland	LCB.....Miller Fair
QB.....John Gilliam	RCB.....Roger Wehrli
Norm Thompson	LS.....Jerry Stovall
Pete Beathard	LY.....Larry Wilson
RB.....McArthur Lane	RS.....Larry Wilson
Johnny Roland	Roger Wehrli
Cid Edwards	P.....Chuck Latourette
K.....Jim Bakken	

**NOTES**

**Bob Hollway** named head coach ... Cards draft cornerback **Norm Thompson**, offensive lineman **Dan Dierdorf**, and wide receiver **Mel Gray** ... Thompson will start for seven seasons, Dierdorf becomes six-time Pro Bowler and member of Pro Football Hall of Fame, and Gray logs 12 seasons, highlighted by a stretch of receptions in 121 consecutive games from 1973-82 ... Eagles' kicker **Tom Dempsey** sets then Card opponent record with 54-yard field goal Dec. 12 ... Gray completes rookie season with eye-popping averages of 28 yards on two rushing attempts, 29.7 yards on 18 pass receptions with four touchdowns, and 24.7 yards on 30 kickoff returns.

**FINAL NFC EAST STANDINGS**

Team	W	L	T	Pct.	Pts.	OP
Dallas	11	3	0	.786	406	222
Washington	9	4	1	.692	276	190
Philadelphia	6	7	1	.462	221	302
St. Louis	4	9	1	.308	231	279
N.Y. Giants	4	10	0	.286	228	362

# CLUB HISTORY

## 1972 (4-9-1)

### HEAD COACH BOB HOLLWAY

Sept. 17	At Baltimore	W	10-3	53,652
Sept. 24	At Washington	L	10-24	53,039
Oct. 1	Pittsburgh	L	19-25	49,140
Oct. 8	At Minnesota	W	19-17	49,687
Oct. 15	Washington	L	3-33	50,454
Oct. 22	At N.Y. Giants	L	21-27	62,756
Oct. 29	Chicago	L	10-27	50,464
Nov. 5	At Philadelphia	T	6-6	65,720
Nov. 12	At Dallas	L	24-33	65,218
Nov. 19	N.Y. Giants	L	7-13	48,014
Nov. 27	At Miami	L	10-31	80,010
Dec. 3	Dallas	L	6-27	49,878
Dec. 10	L.A. Rams	W	24-14	36,873
Dec. 17	Philadelphia	W	21-23	34,872

193-303

Home: 2-5 (319,695), Away: 2-4-1 (430,082)

### TEAM STATISTICS

	Cards	Opp.
Total First Downs	181	276
Rushing	68	119
Passing	102	138
Penalty	11	19
Total Net Yards	3,267	4,739
Avg. Per Game	233.4	338.5
Total Plays	754	935
Avg. Per Play	4.5	5.1
Net Yards Rushing	1,229	2,189
Avg. Per Game	87.8	156.4
Total Rushes	361	548
Net Yards Passing	2,038	2,550
Avg. Per Game	145.6	182.1
Sacked/Yards Lost	30/221	22/183
Gross Yards	2,259	2,733
Att./Comp./Pct.	363/171/47.1	365/221/60.6
Had Intercepted	23	11
Punts/Average	73/39.3	48/39.4
Penalties/Yards	64/582	68/645
Fumbles/Lost	43/16	31/16
Touchdowns	22	31
Rushing	9	11
Passing	11	15
Returns	2	5

### SCORE BY PERIOD

	Q1	Q2	Q3	Q4	OT	Pts.
Team	20	79	56	38	0	193
Opponents	36	92	75	100	0	303

### SCORING

	TD	R	P	R	PAT	FG	S	Pts.
Bakken	0	0	0	0	19/22	14/22	0	61
Anderson	6	4	2	0	0/0	0/0	0	36
Roland	4	2	2	0	0/0	0/0	0	24
Moore	3	0	3	0	0/0	0/0	0	18
Burns	2	2	0	0	0/0	0/0	0	12
Gillette	2	0	2	0	0/0	0/0	0	12
Smith	2	0	2	0	0/0	0/0	0	12
Thompson	2	0	0	2	0/0	0/0	0	12
Hayden	1	1	0	0	0/0	0/0	0	6
Team	22	9	11	2	19/22	14/22	0	193
Opponents	55	31	11	15	31/31	28/47	1	303

### PASSING

	Att.	Comp.	Yds.	Comp. %	Yds./Att.	TD	TD%	Int.	Int. %	Long	Sack/Lost	Rating
Cuzzo	158	69	897	43.7	5.67	5	3.1	11	6.9	68†	13/89	43.6
Hart	119	60	857	50.4	7.20	5	4.2	5	4.2	96	7/65	70.5
Galder	79	40	434	50.6	5.49	1	1.2	7	8.8	71	10/76	34.4
Anderson	3	2	71	66.7	23.66	0	0.0	0	0.0	38	0/0	109.7
Wilson	2	0	0	0.0	0.0	0	0.0	0	0.0	0	0/0	39.5
Smith	2	0	0	0.0	0.0	0	0.0	0	0.0	0	0/0	39.5
Team	363	171	2,259	47.1	6.22	11	3.0	23	6.3	98	30/221	51.0
Opponents	365	221	2,733	60.6	7.48	15	4.1	11	3.0	73†	22/18	84.9

### RUSHING

	No.	Yds.	Avg.	Long	TD
Anderson	153	536	3.5	19	4
Roland	105	414	3.9	18	2
Burns	26	69	2.7	16	2
Moore	9	44	4.9	15	0
Baynham	17	43	2.5	11	0
Smith	5	31	6.2	17	0
Galder	9	28	3.1	16	0
Hart	9	17	2.9	8	0
Woodeshick	5	14	2.8	6	0
Shivers	5	12	2.4	9	0
Hayden	8	11	1.4	5	1
Cuzzo	4	7	1.8	9	0
Butler	6	3	0.5	5	0
Team	361	1,229	3.4	19	9
Opponents	548	2,189	3.8	28	11

### RECEIVING

	No.	Yds.	Avg.	Long	TD
Roland	38	321	8.4	27	2
Gillette	33	550	16.7	65†	2
Moore	29	500	17.2	98	3
Anderson	28	298	10.4	56	2
Smith	26	407	15.7	71	2
Burns	6	24	4.0	12	0
Gray	3	62	20.7	33	0
Hyatt	2	32	16.0	25	0
Shivers	1	20	20.0	20	0
Hayden	1	17	17.0	17	0
Baynham	1	10	10.0	10	0
Butler	1	8	8.0	8	0
Wicks	1	8	8.0	8	0
Woodeshick	1	2	2.0	2	0
Team	171	2,259	13.2	98	11
Opponents	221	2,733	12.4	73†	15

### INTERCEPTIONS

	No.	Yds.	Avg.	Long	TD
Wilson	3	35	13.7	24	0
Farr	3	21	7.0	21	0
McGill	2	28	14.0	26	0
Hackbart	1	22	22.0	22	0
Staggs	1	7	7.0	7	0
Thompson	1	5	5.0	5	0
Team	11	118	10.7	26	0
Opponents	23	289	12.6	41	3

### PUNT RETURNS

	Ret.	FC	Yds.	Avg.	Long	TD
Willingham	9	6	41	4.6	13	0
Wehrli	5	6	24	4.8	22	0
Gray	2	3	-4	-2.0	0	0
Team	16	15	61	3.8	22	0
Opponents	37	22	144	3.9	18	0

### KICKOFF RETURNS

	No.	Yds.	Avg.	Long	TD
Moore	20	437	21.9	37	0
Gray	17	378	22.2	29	0
Willingham	9	194	21.6	28	0
Butler	4	85	21.2	27	0
Hyatt	1	41	41.0	41	0
Wehrli	1	10	10.0	10	0
Burns	1	7	7.0	7	0
Team	53	1,152	21.7	41	0
Opponents	40	1,037	25.9	91†	1

### PUNTING

	No.	Yds.	Avg.	Long	Blk.
Anderson	72	2,847	39.5	61	0
Bakken	1	26	26.0	26	0
Team	73	2,873	39.3	61	0
Opponents	48	1,892	39.4	62	2

### FIELD GOALS

	1-19	20-29	30-39	40-49	50+
Bakken	4-5	2-4	2-4	6-9	0-0
Team	4-5	2-4	2-4	6-9	0-0
Opponents	7-8	5-7	9-13	6-12	1-6

Bakken: (41G), (41G, 42N), (19G, 44G), (27G, 13G, 43N), (46G, 34N, 34N), (19N), (15G), (9G, 32G, 27N), (34G), (1), (49G, 28N), (48N), (41G), (20G).  
Opponents: (30N, 48B, 38N, 47N, 42G), (31G, 24N, 51N), (17G, 20G, 15G), (37G, 26N), (30G, 8G, 42G, 38G), (16G, 43G, 45N), (12G, 32G, 40N), (11G, 30G, 33N, 45N), (27G, 14G, 50G, 38G, 32N), (46G, 21G, 59N, 48B), (25G, 52N), (59N, 29G, 55N, 42G), (18N), (33G, 41G, 38G).

### USUAL STARTING LINEUP

Offense	Defense
WR.....Bobby Moore	LE.....Don Brumm
LT.....Dan Dierdorf	LT.....John Richardson
LG.....Conrad Dobler	.....Fred Heron
C.....Tom Banks	RT.....Bob Rowa
.....Wayne Mulligan	RE.....Ron Yankowski
RG.....Bob Young	.....Martin Inhof
RT.....Wayne Mulligan	LLB.....Larry Stallons
TE.....Jackie Smith	MLB.....Mark Stalling
WR.....Walker Gillette	RLB.....Jeff Staggs
QB.....Gary Cuzzo	.....Tim Miller
.....Tim Van Galder	LCB.....Norm Thompson
.....Jim Hart	RCB.....Miller Farr
RB.....Donny Anderson	.....Eric Washington
.....Johnny Roland	LS.....Roger Wehrli
FB.....Leon Burns	RS.....Larry Wilson
K.....Jim Bakken	P.....Donny Anderson

### NOTES

William V. Bidwill gains full ownership of the franchise ... assistant coach **Chuck Drulis** collapses of a heart attack on the team charter airplane returning from a preseason game at Houston ... he is pronounced dead following an emergency landing in Little Rock, Ark. ... safety **Larry Wilson** doubles as player and assistant coach, then two weeks before the end of the season he announces his retirement after 13 seasons ... quarterback **Jim Hart** connects with **Ahmad Rashad** (see Bobby Moore) for a 98-yard pass play vs. L.A. Rams Dec. 10, the longest non-scoring pass play in NFL history.

### FINAL NFC EAST

Team	W	L	T	Pct.	Pts.	OP
Washington	11	3	0	.766	336	218
Dallas*	10	4	0	.714	319	240
N.Y. Giants	8	6	0	.571	331	247
St. Louis	4	9	1	.321	193	303
Philadelphia	2	11	1	.179	145	352

\*Wild card playoff qualifier

(All-Time Results continued on page 346)

(All-Time Results continued from page 345)

1973 (4-9-1)

HEAD COACH DON CORRELL

Sept. 16	At Philadelphia	W	34-23	61,103
Sept. 23	Washington	W	34-27	50,316
Sept. 30	At Dallas	L	10-45	64,729
Oct. 7	Oakland	L	10-17	49,051
Oct. 14	Philadelphia	L	24-27	44,400
Oct. 21	At Washington	L	13-31	54,381
Oct. 28	N.Y. Giants	W	35-27	47,589
Nov. 4	Denver	T	17-17	46,565
Nov. 11	At Green Bay	L	21-25	52,922
Nov. 18	At N.Y. Giants	L	13-24	65,795
Nov. 25	At Cincinnati	L	24-42	50,918
Dec. 2	Detroit	L	16-20	44,982
Dec. 9	At Atlanta	W	32-10	48,030
Dec. 16	Dallas	L	3-30	43,946
			286-365	

Home: 2-4-1 (326,849) Away: 2-5 (397,878)

TEAM STATISTICS

Total First Downs	Cards	Opp.
Rushing	96	135
Passing	111	157
Penalty	31	15
Total Net Yards	4,054	5,149
Avg. Per Game	289	367.8
Total Plays	837	950
Avg. Per Play	4.8	5.4
Net Yards Rushing	1,671	2,120
Avg. Per Game	170.2	216.4
Total Rushes	416	504
Net Yards Passing	2,383	3,029
Avg. Per Game	170.2	216.4
Sacked/Yards Lost	27/209	29/197
Gross Yards	2,592	3,226
Att./Comp./Pct.	394/210/53.3	417/252/60.4
Had Intercepted	15	10
Punts/Average	66/37.5	54/41.4
Penalties/Yards	61/594	97/920
Fumbles/Lost	37/14	31/17
Touchdowns	31	42
Rushing	13	16
Passing	16	23
Returns	2	3

SCORE BY PERIOD

	Q1	Q2	Q3	Q4	OT	Pts.
Team	65	53	66	102	0	286
Opponents	60	100	58	147	0	365

SCORING

	TD	R	P	R	PAT	FG	S	Pts.
Bakken	0	0	0	0	31/31	23/32	0	100
Anderson	13	10	3	0	0/0	0/0	0	78
Gray	7	0	7	0	0/0	0/0	0	42
Rashad	3	0	3	0	0/0	0/0	0	18
Shy	2	0	1	1	0/0	0/0	0	12
Metcalf	2	2	0	0	0/0	0/0	0	12
Smith	1	0	1	0	0/0	0/0	0	6
Gillette	1	0	1	0	0/0	0/0	0	6
McFarland	1	0	0	1	0/0	0/0	0	6
Otis	1	1	0	0	0/0	0/0	0	6
Team	31	13	16	2	31/31	23/32	0	266
Opponents	39	16	23	3	41/42	23/34	0	365

PASSING

	Att.	Comp.	Yds.	Comp. %	Yds./Att.	TD	TD%	Int.	Int. %	Long	Sack/Lost	Rating
Hart	320	178	2,223	55.6	6.95	15	4.7	10	3.1	69*	22/168	80.1
Keithley	73	32	369	43.8	5.05	1	1.4	5	6.8	80*	5/41	36.0
Hammond	1	0	0	0.0	0	0	0.0	0	0.0	0	0/0	0.0
Team	394	210	2,592	53.3	6.58	16	4.1	15	3.8	80*	27/209	71.8
Opponents	417	252	3,226	60.4	7.74	23	5.5	10	2.4	54	29/197	93.0

RUSHING

	No.	Yds.	Avg.	Long	TD
Anderson	167	679	4.1	54	10
Metcalf	148	628	4.2	50	2
Otis	55	235	4.3	19	1
Shy	16	66	4.1	7	0
Moss	14	41	2.9	13	0
Hammond	4	11	2.7	7	0
Keithley	8	29	3.6	18	0
Hart	3	-3	-1.0	0	0
Smith	1	-14	-14.0	0	0
Team	416	1,671	4.0	54	13
Opponents	504	2,120	4.2	24	16

RECEIVING

	No.	Yds.	Avg.	Long	TD
Smith	41	600	14.6	42	1
Anderson	41	409	10.0	44	3
Metcalf	37	316	8.5	35	0
Rashad	30	409	13.6	65*	3
Gray	29	513	17.7	80*	7
Gillette	20	244	12.2	48*	1
Hammond	4	39	9.8	23	0
Shy	3	15	5.0	6	1
Otis	2	19	9.5	14	0
McFarland	2	10	5.0	7	0
Maynard	1	18	18.0	18	0
Team	210	2,592	12.3	80*	16
Opponents	252	3,226	12.8	54	23

INTERCEPTIONS

	No.	Yds.	Avg.	Long	TD
Tolbert	2	34	17.0	26	0
Duren	2	13	6.5	13	0
Arneson	1	13	13.0	13	0
Rivers	1	11	11.0	11	0
Barnes	1	0	0.0	0	0
Detweiler	1	0	0.0	0	0
Stallings	1	0	0.0	0	0
Wehrli	1	0	0.0	0	0
Team	10	71	7.1	26	0
Opponents	15	267	17.8	68*	2

PUNT RETURNS

	Ret.	FC	Yds.	Avg.	Long	TD
Wehrli	9	7	92	10.2	33	0
Hammond	11	2	80	7.3	51	0
Thompson	6	2	18	3.0	6	0
Belton	1	2	2	2.0	2	0
Team	27	13	192	7.1	51	0
Opponents	23	21	186	8.1	46	0

KICKOFF RETURNS

	No.	Yds.	Avg.	Long	TD
Shy	16	445	27.8	97*	1
Hammond	12	314	26.2	46	0
Metcalf	4	124	36.5	48	0
Hayden	5	98	19.6	28	0
Belton	5	83	27.7	31	0
Moss	4	78	19.5	21	0
Gray	4	73	18.3	21	0
McFarland	3	57	19.0	19	0
Detweiler	3	55	18.3	20	0
Butz	1	23	23.0	23	0
Owens	1	19	19.0	19	0
Wehrli	2	0	0.0	0	0
Team	58	1,369	23.6	97*	1
Opponents	57	1,350	23.7	97*	1

PUNTING

	No.	Yds.	Avg.	Long	Bk.
Keithley	66	2,478	37.5	55	1
Team	66	2,478	37.5	55	1
Opponents	54	2,236	41.4	62	1

FIELD GOALS

	1-19	20-29	30-39	40-49	50+
Bakken	4-4	6-7	10-12	3-6	0-1
Team	4-4	6-7	10-12	3-6	0-1
Opponents	10-10	6-8	6-7	1-6	1-3

Bakken: (17G, 20G, 28N), (23G, 28G), (16G, 52N), (12G, 46N), (39G, 49N), (32G, 31G), ( ), (28G, 47N), ( ), (29G, 18G, 49N), (30G), (43G, 43G, 34G, 37N), (35G, 46G, 35G, 31G, 37G, 28G, 32B), (33G, 49N), (36G, 44G, 27G), (28G, 37G, 36N, 58N, 49N), (24G), (17G), (32G, 23G, 29N, 52N), (18G), (14G, 22G), (12G, 45N, 44N, 42N), (12G, 32G, 24G, 9G), (16G), ( ), (52G, 36G), (32G, 49N), (18G, 13G, 17G, 26N).

USUAL STARTING LINEUP

Offense	Defense
WR ... Ahmad Rashad	LE ... Dave Butz
LT ... Dan Dierdorf	LT ... John Richardson
LG ... Tom Banks	Leo Brooks
C ... Wayne Mulligan	RT ... Bob Rowe
RG ... Conrad Dobler	RE ... Ron Yankowski
RT ... Dan Dierdorf	LLB ... Larry Stallings
Ernie McMillan	MLB ... Mark Arneson
Roger Finn	RLB ... Pete Barnes
TE ... Jackie Smith	LCB ... Dwayne Crump
WR ... Mel Gray	Norm Thompson
Walker Gillette	RCB ... Roger Wehrli
QB ... Jim Hart	SS ... Jim Tolbert
FB ... Jim Otis	FS ... Clarence Duren
RB ... Donny Anderson	Chuck Detweiler
K ... Jim Bakken	P ... Gary Keithley

NOTES

Former San Diego State University Head Coach Don Coryell, with his fiery disposition and innovative offensive schemes, is named head coach ... he hires Joe Gibbs as running backs coach and Jim Hanifan as offensive line coach ... running back Terry Metcalf is drafted in third round ... Jim Hart is named starting quarterback ... despite 4-9-1 record, Card offense improves dramatically, boosting point output from 193 in 1972 to 286, and gains nearly 800 more total yards ... Cards complete only two of 10 passes at Atlanta Dec. 9 for single-game franchise low of nine yards as Jim Bakken kicks six field goals in 32-10 win.

FINAL NFC EAST

	Standings					
Team	W	L	T	Pct.	Pts.	Opp
Dallas	10	4	0	.714	382	203
Washington*	10	4	0	.714	325	198
Philadelphia	5	8	1	.393	310	393
St. Louis	4	9	1	.321	286	365
N.Y. Giants	2	11	1	.179	226	362

\*Wild card playoff qualifier

# CLUB HISTORY

## 1974 (10-4)

### HEAD COACH DON CORYELL

Sept. 15	Philadelphia	W	7-3	40,322
Sept. 22	At Washington	W	17-10	53,381
Sept. 29	Cleveland	W	29-7	43,472
Oct. 6	At San Francisco	W	34-9	46,675
Oct. 13	Dallas	W	31-28	49,885
Oct. 20	At Houston	W	31-27	26,371
Oct. 27	Washington	W	23-20	49,410
Nov. 3	At Dallas	L	14-17	64,146
Nov. 11	Minnesota	L	24-28	50,184
Nov. 17	At Philadelphia	W	13-3	61,982
Nov. 24	At N.Y. Giants	W	23-21	49,915
Dec. 1	Kansas City	L	13-17	41,863
Dec. 8	At New Orleans	L	0-14	57,152
Dec. 15	N.Y. Giants	W	26-14	47,414

285-218

Home: 5-2 (322,549) Away: 5-2 (361,622)

### NFC Divisional Playoff

Dec. 21	At Minnesota	L	14-30	44,626
---------	--------------	---	-------	--------

## TEAM STATISTICS

	Cards	Opp.
Total First Downs	247	249
Rushing	120	108
Passing	117	122
Penalty	10	19
Total Net Yards	4,314	4,251
Avg. Per Game	308.1	303.6
Total Plays	873	909
Avg. Per Play	4.9	4.7
Net Yards Rushing	1,956	1,888
Avg. Per Game	139.7	134.9
Total Rushes	466	461
Net Yards Passing	2,358	2,363
Avg. Per Game	168.4	168.8
Sacked/Yards Lost	16/134	35/218
Gross Yards	2,492	2,581
Att./Comp./Pct.	391/201/51.4	412/230/55.7
Had Intercepted	8	16
Punts/Average	81/38.7	85/39.2
Penalties/Yards	77/645	80/654
Fumbles/Lost	27/9	24/9
Touchdowns	36	27
Rushing	12	15
Passing	20	11
Returns	4	1

## SCORE BY PERIOD

	Q1	Q2	Q3	Q4	OT	Pts.
Team	56	80	100	49	0	285
Opponents	50	58	34	76	0	218

## SCORING

	TD	R	P	R	PAT	FG	S	Pts.
Bakken	0	0	0	30/36	13/22	0	69	
Metcalf	8	6	1	0/0	0/0	0	48	
Anderson	6	3	3	0/0	0/0	0	36	
Gray	6	0	6	0/0	0/0	0	36	
Thomas	5	0	5	0/0	0/0	0	30	
Smith	3	0	3	0/0	0/0	0	18	
Hart	2	2	0	0/0	0/0	0	12	
Cain	1	0	1	0/0	0/0	0	6	
Otis	1	1	0	0/0	0/0	0	6	
Thompson	1	0	0	1/0	0/0	0	6	
Wehrli	1	0	0	1/0	0/0	0	6	
Willard	1	0	1	0/0	0/0	0	6	
Yankowski	1	0	0	1/0	0/0	0	6	
Team	36	12	20	4	30/36	13/22	0	285
Opponents	26	15	11	1	26/27	10/14	0	218

## PASSING

	Att.	Comp.	Yds.	Comp. %	Yds./Att.	TD	TD%	Int.	Int. %	Long	Sack/Lost	Rating
Hart	388	200	2,411	51.5	6.21	20	5.2	8	2.1	80†	16/134	79.5
Hammond	1	1	81	100.0	81.00	0	0.0	0	0.0	81	0/0	118.8
Metcalf	2	0	0	0	0.0	0	0.0	0	0.0	0	0/0	39.6
Team	391	201	2,492	51.4	6.37	20	5.2	8	2.1	81	16/134	80.1
Opponents	413	230	2,581	55.7	6.25	11	2.7	16	3.9	65	35/218	67.3

## RUSHING

	No.	Yds.	Avg.	Long	TD
Metcalf	152	718	4.7	75†	6
Otis	158	664	4.2	23	1
Anderson	90	316	3.5	16	3
Willard	40	175	4.4	12	0
Belton	12	49	4.1	10	0
Hart	10	21	2.1	16	2
Moss	4	13	3.3	5	0
Team	466	1,956	4.2	75†	12
Opponents	461	1,888	4.1	66†	15

## RECEIVING

	No.	Yds.	Avg.	Long	TD
Metcalf	50	377	7.5	22†	1
Gray	39	770	19.7	80†	6
Thomas	34	513	15.1	52†	5
Smith	25	413	16.5	81	3
Otis	19	109	5.7	13	0
Anderson	15	116	7.7	25	3
Cain	13	152	11.7	40†	1
Willard	4	28	7.0	17	1
Hammond	2	14	7.0	9	0
Team	201	2,492	12.4	81	20
Opponents	230	2,581	11.2	65	11

## INTERCEPTIONS

	No.	Yds.	Avg.	Long	TD
Thompson	6	190	31.7	56†	1
Wehrli	2	54	27.0	53†	1
Duren	2	29	14.5	20	0
Tolbert	2	22	11.0	22	0
Stallings	2	13	6.5	13	0
Reaves	1	54	54.0	54	0
Crump	1	10	10.0	10	0
Team	16	372	23.3	56†	2
Opponents	8	75	9.4	18	0

## PUNT RETURNS

	Ret.	FC	Yds.	Avg.	Long	TD
Metcalf	26	3	340	13.1	43	0
Hammond	17	1	125	7.4	21	0
Wehrli	4	1	39	9.8	32	0
Belton	4	0	8	2.0	6	0
Tolbert	1	0	0	0.0	0	0
Duren	0	3	0	0.0	0	0
Stringer	0	1	0	0.0	0	0
Team	52	9	512	9.8	43	0
Opponents	56	3	518	9.3	98†	1

## KICKOFF RETURNS

	No.	Yds.	Avg.	Long	TD
Metcalf	20	623	31.2	94†	1
Hammond	11	268	24.4	34	0
Moss	8	133	16.6	21	0
Belton	5	111	22.2	30	0
LeVeck	2	32	16.0	20	0
Reaves	1	22	22.0	22	0
Finnie	1	8	8.0	8	0
Cain	1	5	5.0	5	0
Crump	1	1	1.0	1	0
Team	50	1,203	24.1	94†	1
Opponents	54	1,203	22.3	67	0

## PUNTING

	No.	Yds.	Avg.	Long	Blk.
Roberts	81	3,131	38.7	57	0
Team	81	3,131	38.7	57	0
Opponents	85	3,329	39.2	69	0

## FIELD GOALS

	1-19	20-29	30-39	40-49	50+
Bakken	0-0	2-3	5-9	6-10	0-0
Team	0-0	2-3	5-9	6-10	0-0
Opponents	0-0	6-6	1-2	3-5	0-1
Bakken: (38N), (46G, 42N), (44G, 33N), (47G, 42G, 26B), (31G), (25G), (47G), ( ), (46G), (28G, 30G, 40N), (36G, 32G, 24B, 36G), ( ), (32N, 35N), (47N)					
Opponents: (44G), (28G, 44N), (47N), (20G), ( ), (28G, 24G), (41G, 34G), (20G), ( ), (48G, 61N), (31N), (22G), ( ), ( ).					

## USUAL STARTING LINEUP

Offense	Defense
LE... Sonny Handie	LE... Council Ruddleph
WR... Earl Thomas	LT... Leo Brooks
LT... Ernie McMillan	RT... Bob Rowe
LG... Bob Young	RE... Ron Yankowski
... Roger Finnie	LLB... Larry Stallings
C... Tom Brahaney	MLB... Mark Arneson
RG... Conrad Doblerr	RCB... Pete Barnes
RT... Dan Dierdorf	CLB... Norm Thompson
TE... Jackie Smith	... Jim Tolbert
WR... Mel Gray	RCB... Roger Wehrli
QB... Jim Hart	SS... Ken Reaves
FB... Jim Otis	FS... Clarence Duren
RB... Terry Metcalf	P... Hal Roberts
K... Jim Bakken	

## NOTES

Cards win first seven games en route to 10-4 record ... six wins achieved by seven points or less ... capture NFC Eastern Division title on final day of the season with 26-14 win over N.Y. Giants at Busch Stadium Dec. 15 ... Cards lose 30-14 playoff contest at Minnesota Dec. 21, the team's first postseason appearance since 1948 ... quarterback Jim Hart is named NFC player-of-the-year, running back Terry Metcalf is runner-up to Hart in the poll, and Don Coryell is named consensus NFL coach-of-the-year ... offensive line allows NFL-low 16 quarterback sacks ... Hart tosses 20 touchdowns with just eight interceptions in 388 attempts ... Metcalf sets Card record with 2,058 combined yards, including a 4.7-yard rushing average with six touchdowns, 50 pass receptions, and kick-return figures of 31.2 yards on 20 kickoffs and 13.1 yards on 26 punts.

## FINAL NFC EAST STANDINGS

Team	W	L	T	Pct.	Pts.	OP
St. Louis	10	4	0	.714	285	218
Washington*	10	4	0	.714	320	196
Dallas	8	6	0	.571	297	235
Philadelphia	7	7	0	.500	242	217
N.Y. Giants	2	12	0	.143	195	289

\*Wild card playoff qualifier

(All-Time Results continued on page 348)

(All-Time Results continued from page 347)

1975 (11-3)

HEAD COACH DON COREYLL

Sept. 21	Atlanta	W	23-20	42,172
Sept. 28	At Dallas (OT)	L	31-37	52,417
Oct. 5	N.Y. Giants	W	26-14	44,919
Oct. 13	At Washington	L	17-27	54,693
Oct. 19	Philadelphia	W	31-20	45,242
Oct. 25	At N.Y. Giants	W	20-13	49,598
Nov. 2	New England	W	24-17	45,907
Nov. 9	At Philadelphia	W	24-23	60,277
Nov. 16	Wash. (OT)	W	20-17	49,919
Nov. 23	At N.Y. Jets	W	37-6	53,169
Nov. 27	Buffalo	L	14-32	41,899
Dec. 7	Dallas	W	31-17	49,701
Dec. 14	At Chicago	W	34-20	35,052
Dec. 21	At Detroit	W	24-13	64,656
			356-276	

Home: 6-1 (319,759), Away: 5-2 (369,862).

NFC Divisional Playoff

Dec. 27	At L.A. Rams	L	23-35	72,650
---------	--------------	---	-------	--------

TEAM STATISTICS

	Cards	Opp.
<b>Total First Downs</b>	<b>276</b>	<b>284</b>
Rushing	131	118
Passing	128	142
Penalty	17	24
<b>Total Net Yards</b>	<b>4,955</b>	<b>4,595</b>
Avg. Per Game	353.9	328.2
Total Plays	918	957
Avg. Per Play	5.4	4.8
<b>Net Yards Rushing</b>	<b>2,402</b>	<b>1,925</b>
Avg. Per Game	171.6	137.5
Total Rushes	555	487
<b>Net Yards Passing</b>	<b>2,553</b>	<b>2,670</b>
Avg. Per Game	182.4	190.7
Sacked/Yards Lost	8/66	24/192
Gross Yards	2,619	2,862
Att./Comp./Pct.	355/187/52.7	446/233/52.2
Had Intercepted	20	22
<b>Punts/Average</b>	<b>64/37.7</b>	<b>67/40.1</b>
<b>Penalties/Yards</b>	<b>83/730</b>	<b>82/679</b>
<b>Fumbles/Lost</b>	<b>33/19</b>	<b>26/15</b>
<b>Touchdowns</b>	<b>43</b>	<b>34</b>
Rushing	19	16
Passing	20	16
Returns	4	2

SCORE BY PERIOD

	Q1	Q2	Q3	Q4	OT	Pts.
Team	96	83	82	92	3	356
Opponents	38	61	79	92	6	276

SCORING

	TD	R	P	R	PAT	FG	S	Pts.
Bakken	0	0	0	0	40/42	19/24	0	97
Metcalf	13	9	2	2	0/0	0/0	0	78
M. Gray	11	0	11	0	0/0	0/0	0	66
Otis	6	5	1	0	0/0	0/0	0	36
Jones	3	2	1	0	0/0	0/0	0	18
Smith	2	0	2	0	0/0	0/0	0	12
Thomas	2	0	2	0	0/0	0/0	0	12
Cain	1	0	1	0	0/0	0/0	0	6
Crump	1	0	0	1	0/0	0/0	0	6
Hart	1	1	0	0	0/0	0/0	0	6
Latin	1	1	0	0	0/0	0/0	0	6
Moss	1	1	0	0	0/0	0/0	0	6
Thompson	1	0	0	1	0/0	0/0	0	6
Wehrli	0	0	0	0	1/1	0/0	0	1
<b>Team</b>	<b>43</b>	<b>19</b>	<b>20</b>	<b>4</b>	<b>41/43</b>	<b>19/24</b>	<b>0</b>	<b>356</b>
<b>Opponents</b>	<b>34</b>	<b>16</b>	<b>16</b>	<b>2</b>	<b>27/33</b>	<b>15/26</b>	<b>0</b>	<b>276</b>

Passing

	Att.	Comp.	Yds.	Comp. %	Yds./Att.	TD	TD%	Int.	Int. %	Long	Sack/LO	Rating
Hart	345	182	2,507	52.8	7.27	19	5.5	19	5.5	80t	6/43	71.8
Shaw	8	4	61	50.0	7.63	0	0.0	1	12.5	21	1/14	36.0
Metcalf	2	1	51	50.0	25.50	1	5.0	0	0.0	51t	0/0	135.4
Bakken	0	0	0	0.0	0.00	0	0.0	0	0.0	0	1/9	0.0
<b>Team</b>	<b>355</b>	<b>187</b>	<b>2,619</b>	<b>52.7</b>	<b>7.38</b>	<b>20</b>	<b>5.6</b>	<b>20</b>	<b>5.6</b>	<b>80t</b>	<b>8/66</b>	<b>72.1</b>
<b>Opponents</b>	<b>446</b>	<b>233</b>	<b>2,862</b>	<b>52.2</b>	<b>6.42</b>	<b>16</b>	<b>3.6</b>	<b>22</b>	<b>4.9</b>	<b>48</b>	<b>24/192</b>	<b>63.9</b>

SACKS

Rudolph	2.0	Rowe	2.0	Brooks	1.0	Duren	1.0
Reaves	1.0	Crump	1.0				
<b>Team</b>	<b>22.0</b>	<b>Opponents</b>	<b>17.0</b>				

RUSHING

	No.	Yds.	Avg.	Long	TD
Otis	269	1,076	4.0	30	5
Metcalf	165	816	4.9	52t	9
Jones	54	275	5.1	23	2
Latin	35	165	4.7	57t	1
Ashton	10	44	4.4	9	0
Hammond	3	13	4.3	6	0
Moss	4	12	3.0	5t	1
Hart	11	7	0.6	6	1
M. Gray	1	6	6.0	6	0
Shaw	3	-12	-4.0	-2	0
<b>Team</b>	<b>555</b>	<b>2,402</b>	<b>4.3</b>	<b>57t</b>	<b>19</b>
<b>Opponents</b>	<b>487</b>	<b>1,925</b>	<b>4.0</b>	<b>32t</b>	<b>16</b>

RECEIVING

	No.	Yds.	Avg.	Long	TD
M. Gray	48	926	19.3	74t	11
Metcalf	43	378	8.8	30t	2
Thomas	21	375	17.9	80t	2
Jones	19	194	10.2	21	1
Harris	15	266	17.7	36	0
Smith	13	246	18.9	45	2
Cain	12	134	11.2	18	1
Otis	12	69	5.8	12	1
Latin	2	25	12.5	16	0
Hammond	2	6	3.0	10	0
<b>Team</b>	<b>187</b>	<b>2,619</b>	<b>14.0</b>	<b>80t</b>	<b>20</b>
<b>Opponents</b>	<b>233</b>	<b>2,862</b>	<b>12.3</b>	<b>48</b>	<b>16</b>

INTERCEPTIONS

	No.	Yds.	Avg.	Long	TD
Thompson	7	141	20.1	61t	1
Wehrli	6	31	5.2	31	0
Reaves	3	7	2.3	9	0
Barnes	2	26	13.0	23	0
Duren	1	23	23.0	23	0
Rudolph	1	16	16.0	18	0
Ameson	1	6	6.0	6	0
Stallings	1	-3	-3.0	-3	0
<b>Team</b>	<b>22</b>	<b>249</b>	<b>11.3</b>	<b>61t</b>	<b>1</b>
<b>Opponents</b>	<b>20</b>	<b>216</b>	<b>10.8</b>	<b>38</b>	<b>0</b>

PUNT RETURNS

	Ret.	FC	Yds.	Avg.	Long	TD
Metcalf	23	3	285	12.4	69t	1
Hammond	9	2	70	7.8	30	0
M. Gray	7	1	53	7.6	27	0
Wehrli	1	0	2	2.0	2	0
<b>Team</b>	<b>40</b>	<b>6</b>	<b>410</b>	<b>10.3</b>	<b>69t</b>	<b>1</b>
<b>Opponents</b>	<b>34</b>	<b>7</b>	<b>329</b>	<b>9.7</b>	<b>43</b>	<b>0</b>

KICKOFF RETURNS

	No.	Yds.	Avg.	Long	TD
Metcalf	35	960	27.4	93t	1
Hammond	13	254	19.5	29	0
Smith	1	25	25.0	25	0
Moss	1	21	21.0	21	0
T. Gray	1	20	20.0	20	0
Hartle	1	20	20.0	20	0
Jones	1	16	16.0	16	0
Wehrli	1	10	10.0	10	0
Reaves	1	9	9.0	9	0
<b>Team</b>	<b>55</b>	<b>1,337</b>	<b>24.3</b>	<b>93t</b>	<b>1</b>
<b>Opponents</b>	<b>71</b>	<b>1,609</b>	<b>22.7</b>	<b>97t</b>	<b>1</b>

PUNTING

	No.	Yds.	Avg.	Long	Blk.
West	64	2,412	37.7	58	1
<b>Team</b>	<b>64</b>	<b>2,412</b>	<b>37.7</b>	<b>58</b>	<b>1</b>
<b>Opponents</b>	<b>67</b>	<b>2,688</b>	<b>40.1</b>	<b>59</b>	<b>0</b>

FIELD GOALS

	1-19	20-29	30-39	40-49	50+
Bakken	0-0	10-11	5-7	4-6	0-0
<b>Team</b>	<b>0-0</b>	<b>10-11</b>	<b>5-7</b>	<b>4-6</b>	<b>0-0</b>
<b>Opponents</b>	<b>0-0</b>	<b>4-4</b>	<b>5-9</b>	<b>6-9</b>	<b>0-4</b>
<b>Bakken:</b> (22G, 39G, 25G), (28G), (48G, 28G), (47G), (24G), (37G, 40G), (21G, 44N), (30G), (20G, 37G, 29N, 32N), (31G), (48N), (27G), (40G, 29G), (24G, 32B).					
<b>Opponents:</b> (19N), (40G, 46N), ( ), (47G, 34G, 56N), (45G, 40G, 45N), (36N), (32G), (37G, 27G, 25G), (42G, 52N), (47G, 27G, 53N), (30G, 33G, 47B), (23G), (51N), (37B).					

USUAL STARTING LINEUP

Offense	Defense
WR ..... Ike Harris	LE ..... Bob Bell
LT ..... Roger Finnie	LT ..... Charlie Davis
LG ..... Bob Young	RT ..... Bob Rowe
C ..... Tom Banks	RE ..... Ron Yankowski
RG ..... Conrad Dobler	LLB ..... Larry Stallings
RT ..... Dan Dierdorf	MLB ..... Mark Arneson
TE ..... Jackie Smith	LCB ..... Pete Barnes
J.V. Cain	RLB Norm Thompson
WR ..... Mel Gray	RCB ..... Roger Wehrli
QB ..... Jim Hart	SS ..... Ken Reaves
FB ..... Jim Otis	FS ..... Clarence Duren
RB ..... Terry Metcalf	P ..... Jeff West
K ..... Jim Bakken	

NOTES

Led by Pro Bowl offensive linemen Dan Dierdorf, Conrad Dobler, and Tom Banks. Cards win a second consecutive NFC Eastern Division title with an 11-3 mark, a franchise best since an 11-1 record by the 1948 team ... fullback Jim Otis leads the NFC in rushing with 1,076 yards, naming back/kick returner Terry Metcalf—a consensus NFL, most valuable player—sets league record with 2,462 combined yards, and quarterback Jim Hart performs behind an offensive line that ties an NFL record by allowing just eight quarterback sacks ... wide receiver Mel Gray catches controversial touchdown pass from Hart with 25 seconds left in regulation, known as the "Phantom Catch," to send game into overtime as Cards win 20-17 over Washington ... Cards travel to Los Angeles to face Rams in playoff contest and lose 35-23 after trailing 28-9 at halftime ... seven offensive players go to the Pro Bowl (Dierdorf, Dobler, Banks, Hart, Metcalf, Gray, and Otis).

FINAL NFC EAST STANDINGS

Team	W	L	T	Pct.	Pts.	OP
St. Louis	11	3	0	.786	356	276
Dallas*	10	4	0	.714	350	288
Washington	8	6	0	.571	325	276
N.Y. Giants	5	9	0	.357	216	306
Philadelphia	4	10	0	.286	225	302

\*Wild card playoff qualifier

# CLUB HISTORY

## 1976 (10-4)

### HEAD COACH DON CORYELL

Sept. 12	At Seattle	W	30-24	58,441
Sept. 19	Green Bay	W	29-0	48,842
Sept. 26	At San Diego	L	24-43	40,212
Oct. 3	N.Y. Giants	W	27-21	48,039
Oct. 10	Phila.	W	33-14	44,933
Oct. 17	Dallas	W	21-17	50,317
Oct. 25	At Wash.	L	10-20	48,325
Oct. 31	S.F. (OT)	W	23-20	50,365
Nov. 7	At Phila.	W	17-14	60,760
Nov. 14	At L.A.	W	30-28	64,698
Nov. 21	Washington	L	10-16	48,833
Nov. 25	At Dallas	L	14-19	62,498
Dec. 4	Baltimore	W	24-17	48,282
Dec. 12	At N.Y. Giants	W	17-14	60,553

309-267

Home: 6-1 (340,611), Away: 4-3 (395,487)

### TEAM STATISTICS

	Cards	Opp.
Total First Downs	307	239
Rushing	140	111
Passing	142	105
Penalty	25	23
Total Net Yards	5,136	4,089
Avg. Per Game	386.9	292.1
Total Plays	989	867
Avg. Per Play	5.2	4.4
Net Yards Rushing	2,301	1,979
Avg. Per Game	164.4	141.4
Total Rushes	580	491
Net Yards Passing	2,835	2,110
Avg. Per Game	202.5	150.7
Sacked/Yards Lost	17/132	31/248
Gross Yards	2,967	2,358
Att./Comp./Pct.	392/220/56.1	342/176/51.5
Had Intercepted	13	19
Punts/Average	66/35.3	71/38.8
Net Punting Average	27.1	31.3
Penalties/Yards	84/683	83/698
Fumbles/Lost	44/24	32/20
Touchdowns	36	34
Rushing	17	19
Passing	18	13
Returns	1	2

### SCORE BY PERIOD

	Q1	Q2	Q3	Q4	OT	Pts.
Team	60	80	75	91	3	309
Opponents	67	70	38	92	0	267

### SCORING

	TD	R	P	R	PAT	FG	S	Pts.
Bakken	0	0	0	0	33/35	20/27	0	93
Jones	9	8	1	0	0/0	0/0	0	54
Metcalf	7	3	4	0	0/0	0/0	0	42
Gray	5	0	5	0	0/0	0/0	0	30
Cain	5	0	5	0	0/0	0/0	0	30
Morris	4	3	1	0	0/0	0/0	0	24
Otis	2	2	0	0	0/0	0/0	0	12
Latin	1	1	0	0	0/0	0/0	0	6
Harris	1	0	1	0	0/0	0/0	0	6
Tilley	1	0	1	0	0/0	0/0	0	6
Sensibaugh	1	0	0	1	0/0	0/0	0	6
Team	36	17	18	1	33/35	20/27	0	309
Opponents	34	19	13	2	31/34	10/20	0	267

### PASSING

	Att.	Comp.	Yds.	Comp. %	Yds./Att.	TD	TD%	Int.	Int. %	Long	Sack/Lost	Rating
Hart	388	218	2,946	56.2	7.59	18	4.6	13	3.4	771	17/132	81.7
Donckers	1	1	16	100.0	16.00	0	0.0	0	0.0	16	0/0	119.0
Wyche	1	1	5	100.0	5.00	0	0.0	0	0.0	5	0/0	87.5
Metcalf	1	0	0	0.0	0.00	0	0.0	0	0.0	0	0/0	0.0
Wehrli	1	0	0	0.0	0.00	0	0.0	0	0.0	0	0/0	0.0
Team	392	220	2,967	56.1	7.57	18	4.6	13	3.3	771	17/132	82.0
Opponents	342	176	2,358	51.5	6.89	13	3.8	19	5.6	721	31/248	63.1

### SACKS

Zook 7.0, Bell 7.0, Dawson 2.0, Arneson 2.0, Kearney 1.0, Yankowski 1.0, White 1.0, Upshaw 1.0.  
Team 22.0, Opponents 17.0

### RUSHING

	No.	Yds.	Avg.	Long	TD
Otis	233	891	3.8	23	2
Metcalf	134	537	4.0	36	3
Jones	113	451	4.0	19	8
Morris	64	292	4.6	27	3
Latin	25	115	4.6	26	0
Wehrli	2	8	4.0	8	0
Hart	8	7	0.9	10	0
Joyce	1	0	0.0	0	0
Team	580	2,301	4.0	36	17
Opponents	491	1,979	4.0	26	19

### RECEIVING

	No.	Yds.	Avg.	Long	TD
Harris	52	782	15.0	40	1
Gray	36	686	19.1	77	5
Metcalf	33	388	11.8	48	4
Jones	29	152	5.2	15	1
Tilley	26	407	13.7	45	1
Cain	26	400	15.4	34	5
Morris	8	75	9.4	19	1
Latin	4	35	8.8	15	0
Smith	3	22	7.3	16	0
Otis	2	15	7.5	8	0
Hammond	1	5	5.0	5	0
Team	220	2,967	13.5	77	18
Opponents	176	2,358	13.4	72	13

### INTERCEPTIONS

	No.	Yds.	Avg.	Long	TD
Thompson	4	83	20.8	38	0
Sensibaugh	4	60	15.0	35	1
Wehrli	4	31	7.8	26	0
Reaves	2	41	20.5	25	0
White	2	20	10.0	16	0
Duren	1	8	8.0	8	0
Arneson	1	0	0.0	0	0
Kearney	1	0	0.0	0	0
Team	19	243	12.8	38	1
Opponents	13	134	10.3	25	0

### PUNT RETURNS

	Ret.	FC	Yds.	Avg.	Long	TD
Metcalf	17	1	188	11.1	39	0
Tilley	15	0	146	9.7	17	0
Hammond	3	0	16	5.3	8	0
Neils	1	0	0	0.0	0	0
Team	36	1	350	9.7	39	0
Opponents	33	3	304	9.2	71	1

### KICKOFF RETURNS

	No.	Yds.	Avg.	Long	TD
Latin	16	357	22.3	39	0
Metcalf	16	325	20.3	33	0
Morris	9	181	20.1	34	0
Smith	3	63	21.0	35	0
Crump	3	57	19.0	30	0
Hammond	2	36	18.0	21	0
Nelson	1	43	43.0	43	0
McGraw	1	13	13.0	13	0
Okoniewski	1	12	12.0	12	0
Oates	1	12	12.0	12	0
Severson	1	3	3.0	3	0
Team	54	1,102	20.4	43	0
Opponents	66	1,623	24.6	90	1

### PUNTING

	No.	Yds.	Avg.	TB	Int	Lg	Blk.
Joyce	64	2,331	36.4	12	12	54	0
Team	66	2,331	35.3	12	12	54	0
Opponents	71	2,754	38.8	9	25	60	0

### FIELD GOALS

	1-19	20-29	30-39	40-49	50+
Bakken	0-0	10-11	6-8	4-8	0-0
Team	0-0	10-11	6-8	4-8	0-0
Opponents	0-0	3-6	4-7	3-7	0-0
Bakken:	(28G, 46N, 22G, 26G), (28G, 41G, 32G, 30G, 26G, 47N), (32G, 22N), (22G, 34G), (47N), (1), (32G), (21G), (20G, 29N, 29N), (40G, 32G, 25G), (40G, 34N), (1), (22G), (43G),				
Opponents:	(27G), (1), (48N, 39G), (1), (1), (35G), (34G, 33G, 33N, 27N), (40N, 23N), (1), (1), (26G, 49G, 44G, 49N, 23N), (42G, 41N), (22G), (30B, 34N).				

### USUAL STARTING LINEUP

Offense	Defense
WR.....like Harris	LE.....John Zook
LT.....Roger Finnie	LT.....Charlie Davis
LG.....Bob Young	RT.....Mike Dawson
C.....Tom Banks	RE.....Bob Bell
RG.....Conrad Dobler	Ron Yankowski
RT.....Dan Dierdorf	LLB.....Larry Stallings
TE.....J.V. Cain	MLB.....Tim Kearney
WR.....Mel Gray	OLB.....Mark Arneson
QB.....Jim Hart	LCB.....Norm Thompson
RB.....Terry Metcalf	RCB.....Roger Wehrli
FB.....Jim Otis	SS.....Ken Reaves
K.....Jim Bakken	FS.....Mike Sensibaugh
	P.....Terry Joyce

### NOTES

Despite 10-4 record (6-1 at home), Cards lose tie-breaker with Washington and fail to qualify for playoffs ... Cards defeat N.Y. Giants to stay alive in playoff race, needing the division-leading Cowboys to defeat Washington at Dallas later that day ... but the Redskins win 27-14 and Cards became first team in seven-year history of the NFC to go 10-4 and not gain a postseason berth ... eight Card victories by seven points or less earn "Cardiac Cards" moniker ... Cardinals and Chargers play preseason game in Tokyo, Japan, the first NFL game played outside North America ... Cards set NFL record with eight lost fumbles at Washington Oct. 25.

### FINAL NFC EAST

#### STANDINGS

Team	W	L	T	Pct.	Pts.	OP
Dallas	11	3	0	.786	296	194
Washington*	10	4	0	.714	291	217
St. Louis	10	4	0	.714	309	267
Philadelphia	4	10	0	.286	165	286
N.Y. Giants	3	11	0	.214	170	250

\*Wild card playoff qualifier

(All-Time Results continued on page 350)

(All-Time Results continued from page 349)

1977 (7-7)

HEAD COACH DON CORYELL

Sept. 18	At Denver	L	0-7	75.002
Sept. 25	Chicago	W	16-13	49.878
Oct. 2	At Wash.	L	14-24	55.031
Oct. 9	Dallas	L	24-30	50.129
Oct. 16	At Phila.	W	21-17	64.535
Oct. 23	New Orleans	W	49-31	48.417
Oct. 31	N.Y. Giants	W	28-0	50.323
Nov. 6	At Minnesota	W	27-7	47.066
Nov. 14	At Dallas	W	24-17	63.038
Nov. 20	Phila.	W	21-16	48.768
Nov. 24	Miami	L	14-55	50.269
Dec. 4	At N.Y. Giants	L	7-27	71.826
Dec. 10	Washington	L	20-26	36.067
Dec. 18	At Tampa Bay	L	7-17	56.922

Home: 4-3 (333.851), Away: 3-4 (433.420), 272-267

TEAM STATISTICS

	Cards	Opp.
<b>Total First Downs</b>	<b>247</b>	<b>258</b>
Rushing	114	122
Passing	117	120
Penalty	16	16
<b>Total Net Yards</b>	<b>4,532</b>	<b>4,504</b>
Avg. Per Game	323.7	321.7
Total Plays	887	915
Avg. Per Play	5.1	4.9
<b>Net Yards Rushing</b>	<b>2,042</b>	<b>2,237</b>
Avg. Per Game	145.9	159.7
Total Rushes	507	514
<b>Net Yards Passing</b>	<b>2,490</b>	<b>2,267</b>
Avg. Per Game	177.9	161.9
Sacked/Yards Lost	15/109	25/209
Gross Yards	2,608	2,476
Att./Comp./Pct.	366/195/53.3	375/198/52.8
Had Intercepted	21	19
<b>Punts/Average</b>	<b>71/36.7</b>	<b>72/39.5</b>
<b>Penalties/Yards</b>	<b>98/835</b>	<b>83/812</b>
<b>Fumbles/Lost</b>	<b>30/16</b>	<b>19/12</b>
<b>Touchdowns</b>	<b>36</b>	<b>34</b>
Rushing	19	11
Passing	14	22
Returns	3	1

SCORE BY PERIOD

	Q1	Q2	Q3	Q4	OT	Pts.
Team	44	89	55	84	0	272
Opponents	54	81	73	79	0	287

SCORING

	TD	R	P	R	PAT	FG	S	Pts.
Morris	9	8	1	0	0/0	0/0	0	54
Metcalf	6	4	2	0	0/0	0/0	0	36
Gray	5	0	0	0	0/0	0/0	0	30
Harris	3	0	3	0	0/0	0/0	0	18
Jones	3	3	0	0	0/0	0/0	0	18
Cain	2	0	2	0	0/0	0/0	0	12
Lain	2	2	0	0	0/0	0/0	0	12
Otis	2	2	0	0	0/0	0/0	0	12
Davis	1	0	0	1	0/0	0/0	0	6
Dobler	1	0	0	1	0/0	0/0	0	6
Sensibaugh	1	0	0	1	0/0	0/0	0	6
Smith	1	0	1	0	0/0	0/0	0	6
Bakken	0	0	0	0	35/36	7/16	0	56
<b>Team</b>	<b>36</b>	<b>19</b>	<b>14</b>	<b>3</b>	<b>35/36</b>	<b>7/16</b>	<b>0</b>	<b>272</b>
<b>Opponents</b>	<b>33</b>	<b>11</b>	<b>22</b>	<b>1</b>	<b>32/34</b>	<b>17/23</b>	<b>0</b>	<b>287</b>

PASSING

	Att.	Comp.	Yds.	Comp. %	Yds./Att.	TD	TD%	Int.	Int. %	Long	Sack/Lost	Rating
Hart	355	186	2,542	.524	7.16	13	3.7	20	5.6	69	13/69	64.5
Donckers	5	5	38	1.000	7.60	0	0.0	0	0.0	16	1/11	98.3
Metcalf	5	3	27	.600	5.40	1	2.0	1	2.0	11	1/9	74.6
Joyce	1	1	1	1.000	1.00	0	0.0	0	0.0	1	0/0	79.2
<b>Team</b>	<b>366</b>	<b>195</b>	<b>2,608</b>	<b>.533</b>	<b>7.13</b>	<b>14</b>	<b>3.8</b>	<b>21</b>	<b>5.8</b>	<b>69</b>	<b>15/109</b>	<b>64.6</b>
<b>Opponents</b>	<b>375</b>	<b>198</b>	<b>2,476</b>	<b>.528</b>	<b>6.60</b>	<b>22</b>	<b>5.9</b>	<b>19</b>	<b>5.1</b>	<b>64</b>	<b>25/209</b>	<b>72.6</b>

SACKS

Dawson, 8.5, Davis, 6.0, Zook 4.5, Yankowski 4.0, Severson 2.0, Arneson 2.0, Bell 1.0, Bradley 1.0, Matheson 1.0.  
Team 30.0, Opponents 15.0

RUSHING

	No.	Yds.	Avg.	Long	TD
Metcalf	149	739	5.0	62	4
Morris	165	661	4.0	35	8
Otis	99	334	3.4	25	2
Latin	56	208	3.7	17	2
Jones	24	77	3.2	18	3
Hart	11	18	1.6	13	0
Wehrli	1	19	19.0	19	0
Gray	1	-1	-1.0	-1	0
Joyce	1	-13	-13.0	-13	0
<b>Team</b>	<b>507</b>	<b>2,042</b>	<b>4.0</b>	<b>62</b>	<b>19</b>
<b>Opponents</b>	<b>514</b>	<b>2,237</b>	<b>4.4</b>	<b>62</b>	<b>11</b>

RECEIVING

	No.	Yds.	Avg.	Long	TD
Harris	40	547	13.7	38	3
Gray	38	782	20.6	69	5
Metcalf	34	403	11.9	68	2
Cain	25	328	13.1	38	2
Morris	23	222	9.7	34	1
Jones	12	66	5.5	16	0
Latin	9	89	9.9	20	0
Tilley	6	64	10.7	31	0
Smith	5	49	9.8	13	1
Otis	2	18	9.0	9	0
Stone	1	40	40.0	40	0
<b>Team</b>	<b>195</b>	<b>2,608</b>	<b>13.4</b>	<b>69</b>	<b>14</b>
<b>Opponents</b>	<b>198</b>	<b>2,476</b>	<b>12.5</b>	<b>64</b>	<b>22</b>

INTERCEPTIONS

	No.	Yds.	Avg.	Long	TD
Wehrli	5	44	8.8	41	0
Nelson	4	37	9.3	26	0
Sensibaugh	3	110	36.7	79	1
Reaves	2	17	8.5	10	0
Arneson	2	23	11.5	15	0
Allen	1	22	22.0	22	0
Severson	1	0	0.0	0	0
Kellum	1	14	14.0	14	0
<b>Team</b>	<b>19</b>	<b>267</b>	<b>14.1</b>	<b>79</b>	<b>1</b>
<b>Opponents</b>	<b>21</b>	<b>183</b>	<b>8.7</b>	<b>54</b>	<b>1</b>

PUNT RETURNS

	Ret.	FC	Yds.	Avg.	Long	TD
Metcalf	14	0	108	7.7	23	0
Tilley	13	4	111	8.5	21	0
Bradley	11	0	77	7.0	14	0
Nelson	1	0	4	4.0	4	0
Severson	1	0	0	0.0	0	0
<b>Team</b>	<b>40</b>	<b>4</b>	<b>300</b>	<b>7.5</b>	<b>23</b>	<b>0</b>
<b>Opponents</b>	<b>33</b>	<b>11</b>	<b>157</b>	<b>4.8</b>	<b>24</b>	<b>0</b>

KICKOFF RETURNS

	No.	Yds.	Avg.	Long	TD
Metcalf	32	772	24.1	51	0
Jones	8	132	16.5	25	0
Nelson	3	68	22.7	36	0
Latin	3	79	26.3	33	0

KICKOFF RETURNS (CONT.)

	No.	Yds.	Avg.	Long	TD
Morris	2	39	19.5	22	0
Smith	2	25	12.5	15	0
Others	9	156	17.3	28	0
<b>Team</b>	<b>59</b>	<b>1,271</b>	<b>21.5</b>	<b>51</b>	<b>0</b>
<b>Opponents</b>	<b>55</b>	<b>1,104</b>	<b>20.1</b>	<b>35</b>	<b>0</b>

PUNTING

	No.	Yds.	Avg.	TB	In20	Lg	Blk.
Joyce	22	851	38.7	2	5	58	0
Carrell	49	1,757	35.9	4	11	53	0
<b>Team</b>	<b>71</b>	<b>2,608</b>	<b>36.7</b>	<b>6</b>	<b>16</b>	<b>58</b>	<b>0</b>
<b>Opponents</b>	<b>72</b>	<b>2,843</b>	<b>39.5</b>	<b>4</b>	<b>14</b>	<b>63</b>	<b>0</b>

FIELD GOALS

	1-19	20-29	30-39	40-49	50+
Bakken	0-0	2-2	3-5	2-8	0-1
<b>Team</b>	<b>0-0</b>	<b>2-2</b>	<b>3-5</b>	<b>2-8</b>	<b>0-1</b>
<b>Opponents</b>	<b>0-0</b>	<b>9-11</b>	<b>3-5</b>	<b>5-9</b>	<b>0-1</b>

Bakken: (42N, 47B, 43N, 34B), (49G, 36G, 41G), (45B), (32G), (50M), (30B), (1), (1), (26G), (48N, 45N), (1), (1), (32G, 27G), (1).  
Opponents: (30N), (23G, 29G), (47N, 41G), (29G), (40G, 44G, 46N), (28G), (51N, 22G), (48N), (27G), (28G), (21G), (36N, 32G), (46N), (20G, 37G), (40G), (23G, 37G, 42G), (23G).

USUAL STARTING LINEUP

Offense	Defense
WR.....Ike Harris	LE.....John Zook
LT.....Roger Finnie	LT.....Charlie Davis
LG.....Bob Young	RT.....Mike Dawson
C.....Tom Banks	RE.....Bob Bell
RG.....Conrad Dobler	Ron Yankowski
RT.....Dan Dierdorf	MLB.....Larry Stallings
TE.....J.V. Cain	LLB.....Tim Kearney
WR.....Mel Gray	RLB.....Mark Arneson
QB.....Jim Hart	LCB.....Norm Thompson
RB.....Terry Metcalf	RCB.....Roger Wehrli
FB.....Jim Otis	SS.....Ken Reaves
K.....Jim Bakken	FS.....Mike Sensibaugh
	P.....Terry Joyce

NOTES

Though saddled with a 1-3 start, Head Coach Don Coryell rallies his troops to six consecutive victories and a 7-3 record entering the final stretch of the season ... four losses, however, drop the Cards to 7-7 and Coryell abandons the Midwest to join the San Diego Chargers ... QB Jim Hart sets club mark with 12 consecutive pass completions vs. Chicago Sept. 25 ... FB Wayne Morris rushes for 182 yards on 27 carries on Nov. 6 at Minnesota, the fourth-highest single-game effort in team history ... Cards deal 8-0 Dallas its first defeat of the season, a 24-17 decision in Texas Stadium before a "Monday Night Football" audience Nov. 14 ... Miami quarterback Bob Griese ties Card opponent mark with six touchdown passes in 55-14 Dolphin win Nov. 24

FINAL NFC EAST STANDINGS

Team	W	L	T	Pct.	Pts.	OP
Dallas#	12	2	0	.857	345	212
Washington	9	5	0	.643	196	169
St. Louis	7	7	0	.500	272	287
Philadelphia	5	9	0	.357	220	207
N.Y. Giants	5	9	0	.357	181	285

#Top NFC playoff seed

# CLUB HISTORY

## 1978 (6-10)

### HEAD COACH

#### BUD WILKINSON

Sept. 3	At Chicago	L	10-17	52,791
Sept. 10	New England	L	6-16	48,233
Sept. 17	Washington	L	10-28	49,282
Sept. 24	At Dallas	L	12-21	62,760
Oct. 1	At Miami	L	10-24	43,882
Oct. 8	Baltimore	L	17-30	47,479
Oct. 15	Dallas (OT)	L	21-24	48,891
Oct. 22	At N.Y. Jets	L	10-23	49,244
Oct. 29	At Phila.	W	16-10	52,989
Nov. 5	N.Y. Giants	W	20-10	48,820
Nov. 12	At S.F.	W	16-10	33,155
Nov. 19	At Wash.	W	27-17	52,460
Nov. 26	Philadelphia	L	10-14	39,693
Dec. 3	Detroit	W	21-14	39,200
Dec. 10	At N.Y. Giants	L	0-17	52,226
Dec. 17	Allanta	W	42-21	40,022

Home: 3-5 (361,720). Away: 3-5 (409,507)

### TEAM STATISTICS

	Cards	Opp.
Total First Downs	281	285
Rushing	103	131
Passing	158	131
Penalty	20	23
Total Net Yards	5,125	4,742
Avg. Per Game	320.3	296.4
Total Plays	1,103	1,054
Avg. Per Play	4.6	4.5
Net Yards Rushing	1,954	2,395
Avg. Per Game	122.1	149.7
Total Rushes	554	588
Net Yards Passing	3,171	2,347
Avg. Per Game	198.2	146.7
Sacked/Yards Lost	22/186	37/290
Gross Yards	3,357	2,641
All./Comp./Pct.	508/252/49.7	428/212/49.5
Had Intercepted	21	26
Punts/Average	101/37.8	93/39.3
Penalties/Yards	105/690	96/609
Fumbles/Lost	28/14	33/16
Touchdowns	31	37
Rushing	14	15
Passing	16	19
Returns	1	3

### SCORE BY PERIOD

	Q1	Q2	Q3	Q4	OT	Pts.
Team	54	110	39	45	0	248
Opponents	53	96	68	76	3	296

### SCORING

	TD	R	P	R	PAT	FG	S	Pts.
Bakken	0	0	0	0	27/31	11/22	0	60
Otis	8	8	0	0	0/0	0/0	0	48
Chandler	4	0	4	0	0/0	0/0	0	24
Stief	4	0	4	0	0/0	0/0	0	24
Tilley	3	0	3	0	0/0	0/0	0	18
Gray	2	1	1	0	0/0	0/0	0	12
Morris	2	1	1	0	0/0	0/0	0	12
Jones	2	2	0	0	0/0	0/0	0	12
Hart	2	2	0	0	0/0	0/0	0	12
Thaxton	1	0	1	0	0/0	0/0	1	8
Ransom	1	0	1	0	0/0	0/0	0	8
Childs	1	0	1	0	0/0	0/0	0	6
Harrell	1	0	1	0	0/0	0/0	0	6
Team	31	14	16	1	27/31	11/22	1	248
Opponents	34	15	19	3	35/37	13/18	0	296

### PASSING

	Att.	Comp.	Yds.	Comp. %	Yds./Att.	TD	TD%	Int.	Int. %	Long	Sack/Lost	Rating
Hart	477	240	3,121	50.3	6.56	16	3.4	18	3.8	74	20/166	66.9
Pisarkiewicz	29	10	164	34.5	5.66	0	0.0	3	10.4	40	2/20	14.8
Stief	1	1	43	100.0	43.00	0	0.0	0	0.0	0	0/0	0.0
Wood	1	1	29	100.0	29.00	0	0.0	0	0.0	0	0/0	0.0
Team	508	252	3,357	49.6	6.62	16	3.2	21	4.1	74	22/186	64.7
Opponents	428	212	2,641	49.5	6.17	19	4.4	26	6.1	56	36/290	58.3

### SACKS

Dawson 9.0, Pollard 6.0, Zook 5.0, Arneson 4.5, Neils 4.0, Yankowski 1.5, Kearney 1.0, Williams 1.0, Gill 1.0, Townsend 1.0, Simons 1.0, Bell, B 1.0, Allerman 0.5.  
Team 36.0, Opponents 22.0

### RUSHING

	No.	Yds.	Avg.	Long	TD
Otis	197	664	3.4	17	8
Morris	174	631	3.6	27	1
Jones	105	392	3.7	17	2
Harrell	35	134	3.6	15	0
Gray	5	51	10.2	27	1
Tilley	1	32	32.0	32	0
Bell	7	23	3.3	9	0
Hart	11	11	1.0	9	2
Latin	6	8	1.3	6	0
Ransom	2	8	4.0	5	0
Shelby	2	5	2.5	4	0
Farmer	1	4	4.0	4	0
Little	1	0	0.0	0	0
Wehrli	1	0	0.0	0	0
Pisarkiewicz	5	-1	-2.0	2	0
Stief	1	-8	-8.0	-8	0
Team	554	1,954	3.5	32	14
Opponents	588	2,395	4.1	73	14

### RECEIVING

	No.	Yds.	Avg.	Long	TD
Tilley	62	900	14.5	43	3
Gray	44	871	19.9	74	1
Morris	33	298	9.0	33	1
Jones	27	217	8.0	16	0
Stief	24	477	19.6	55	4
Ransom	23	238	10.4	25	1
Chandler	16	190	11.9	47	4
Otis	8	38	4.8	12	0
Childs	4	50	12.5	23	1
Thaxton	3	31	10.3	16	1
Bell	3	28	9.3	17	0
Harrell	3	5	1.7	2	0
Shelby	1	11	11.0	11	0
Latin	1	3	3.0	3	0
Team	252	3,357	13.3	74	16
Opponents	212	2,641	12.5	56	17

### INTERCEPTIONS

	No.	Yds.	Avg.	Long	TD
Stone	9	139	15.4	33	0
Aller	6	54	9.0	21	0
Wehrli	4	3	.8	3	0
Smith	3	6	2.0	6	0
Williams	1	24	24.0	24	0
Neils	1	18	18.0	18	0
Kearney	1	8	8.0	8	0
Nelson	1	-3	-3.0	-3	0
Team	26	249	9.6	33	0
Opponents	21	303	14.4	79	1

### PUNT RETURNS

	Ret.	FC	Yds.	Avg.	Long	TD
Harrell	21	6	196	9.3	70	1
Bell, G	14	3	101	7.2	23	0
Shelby	10	0	88	8.8	16	0
Tilley	2	0	8	4.0	4	0
Southard	2	0	-2	-2.0	-2	0
Woolsey	1	0	4	4.0	4	0
Smith	1	0	0	0.0	0	0
Team	51	9	395	7.7	70	1
Opponents	59	11	575	9.7	37	0

### KICKOFF RETURNS

	No.	Yds.	Avg.	Long	TD
Harrell	19	389	20.5	32	0
Shelby	9	211	23.4	31	0
Bell, G	8	177	22.1	27	0

### KICKOFF RETURNS (CONT.)

	No.	Yds.	Avg.	Long	TD
Childs	4	77	19.3	25	0
Morris	3	65	22.0	27	0
Nelson	8	58	19.3	22	0
Latin	2	48	24.0	26	0
Southard	2	47	23.5	26	0
Woolsey	1	25	25.0	25	0
Kearney	1	22	22.0	22	0
Townsend	1	13	13.0	13	0
Westbrooks	1	12	12.0	12	0
Stone	1	3	3.0	3	0
Team	55	1,148	20.9	32	0
Opponents	50	1,101	22.0	100	2

### PUNTING

	No.	Yds.	Avg.	TB	In20	Lg	Blk.
Wood	51	1,919	37.6	3	12	81	0
Little	46	1,749	38.0	5	6	54	2
Bakken	4	147	36.8	0	1	42	0
Team	101	3,615	37.8	8	19	81	2
Opponents	93	3,656	39.3	9	18	59	1

### FIELD GOALS

	1-19	20-29	30-39	40-49	50+
Bakken	0-0	4-5	4-8	3-9	0-0
Team	0-0	4-5	4-8	3-9	0-0
Opponents	0-0	4-4	5-7	3-5	1-2
Bakken:	(3G, 46N), ( ), (20G), (23G, 47N, 44B, 42N), (46N, 40G, 31N), (26G), (33N), (41G), (31G, 29N), (48N), (45G), (32G, 27G), (32G), ( ), (44N, 39N), ( ),				
Opponents:	(39G), (24G), ( ), ( ), (34G), (43N, 35G), (49B, 47G), (20G, 38G, 45G), (25G), (26G, 38N), (45G, 51N, 38N), (50G), ( ), ( ), (30G), ( ),				

### USUAL STARTING LINEUP

Offense	Defense
WR.....Pat Tilley	LE.....Bob Pollard
LT.....Keith Wortman	NT.....Mike Dawson
LG.....Bob Young	RE.....John Zook
C.....Tom Banks	LOLB.....Steve Neils
RG.....Terry Steve	LILB.....Tim Kearney
Keith Wortman	RILB.....Kurt Allerman
RT.....Dan Dierdorf	Eric Williams
TE.....Al Chandler	ROLB.....Mark Arneson
Eason Ransom	RCB.....Carl Allen
WR.....Mel Gray	LCB.....Roger Wehrli
QB.....Jim Hart	SS.....Ken Greene
RB.....Wayne Morris	FS.....Ken Stone
FB.....Jim Otis	P.....Mike Wood
K.....Jim Bakken	Steve Little

### NOTES

After an absence from football spent in political and business ventures, former Oklahoma Sooner mentor Bud Wilkinson is named Cards' head coach ... combination P/K Steve Little of Arkansas is selected by St. Louis in first round (15th overall) of NFL Draft ... Cards lose first eight contests, then finish 6-2 in second half of season ... Larry Wilson induced into the Pro Football Hall of Fame in Canton, Ohio ... K Jim Bakken retires after 17 seasons and franchise-record 234 consecutive games played from 1962-78.

### FINAL NFC EAST STANDINGS

Team	W	L	T	Pct.	Pts.	OP
Dallas	12	4	0	.750	384	208
Philadelphia*	9	7	0	.563	270	250
Washington	8	8	0	.500	273	283
St. Louis	6	10	0	.375	248	296
N.Y. Giants	6	10	0	.375	264	298

\*Wild-card postseason qualifier

(All-Time Results continued on page 352)





(All-Time Results continued from page 353)

1981 (7-9)

HEAD COACH JIM HANIFAN

Sept. 6	Miami	L	7-20	50,351
Sept. 13	At Dallas	L	17-30	63,602
Sept. 20	Washington	W	40-30	50,182
Sept. 27	At Tampa Bay	L	10-30	65,850
Oct. 4	Dallas	W	20-17	49,777
Oct. 11	At N.Y. Giants	L	14-34	67,128
Oct. 18	At Atlanta	L	20-41	51,428
Oct. 25	Minnesota	W	30-17	48,039
Nov. 1	At Washington	L	21-42	50,643
Nov. 8	Philadelphia	L	10-52	48,421
Nov. 15	Buffalo	W	24-0	46,214
Nov. 22	At Baltimore	W	35-24	24,784
Nov. 29	At New England	W	27-20	39,946
Dec. 6	New Orleans	W	30-3	46,923
Dec. 13	N.Y. Giants	L	10-52	47,358
Dec. 20	At Philadelphia	L	0-38	56,656
				315-408
Home: 5-3 (384,675), Away: 2-6 (420,037)				

TEAM STATISTICS

	Cards	Opp.
Total First Downs	300	328
Rushing	135	134
Passing	141	162
Penalty	24	23
Total Net Yards	5,077	5,723
Avg. Per Game	317.3	357.7
Total Plays	994	1,015
Avg. Per Play	5.1	5.6
Net Yards Rushing	2,213	2,428
Avg. Per Game	138.3	151.8
Total Rushes	519	509
Net Yards Passing	2,864	3,295
Avg. Per Game	179.0	205.9
Sacked/Yards Lost	48/405	32/252
Gross Yards	3,269	3,547
Att./Comp./Pct.	477/253/53.0	494/282/57.1
Had Intercepted	24	21
Punts/Average	69/41.8	69/41.3
Penalties/Yards	106/777	98/845
Fumbles/Lost	34/21	33/16
Touchdowns	37	50
Rushing	20	20
Passing	15	29
Returns	2	1

SCORE BY PERIOD

	Q1	Q2	Q3	Q4	OT	Pts.
Team	83	71	41	120	0	315
Opponents	92	117	92	107	0	408

SCORING

	TD	R	P	R	PAT	FG	S	Pts.
O'Donoghue	0	0	0	0	36/37	19/32	0	93
Anderson	9	9	0	0	0/0	0/0	0	54
R. Green	5	1	4	0	0/0	0/0	0	30
Morris	5	5	0	0	0/0	0/0	0	30
Tilley	3	0	3	0	0/0	0/0	0	18
Harrell	2	1	1	0	0/0	0/0	0	12
T. Brown	2	2	0	0	0/0	0/0	0	12
Gray	2	0	2	0	0/0	0/0	0	12
Mitchell	2	1	1	0	0/0	0/0	0	12
Lomax	2	2	0	0	0/0	0/0	0	12
La Fleur	2	0	2	0	0/0	0/0	0	12
Stief	1	0	1	0	0/0	0/0	0	6
Marsh	1	0	1	0	0/0	0/0	0	6
Ahrens	1	1	0	0	0/0	0/0	0	6
Team	37	20	15	2	36/37	19/32	0	315
Opponents	50	20	29	1	48/50	20/26	0	408

PASSING

	Att.	Comp.	Yds.	Comp. %	Yds./Att.	TD	TD%	Int.	Int. %	Long	Sack/Lost	Rating
Hart	241	134	1,694	55.6	7.03	11	4.5	14	5.8	58t	16/119	68.8
Lomax	236	119	1,575	50.4	6.67	4	1.7	10	4.2	75	32/281	60.1
Team	477	253	3,269	53.0	6.85	15	3.1	24	5.0	75	48/405	64.3
Opponents	495	282	3,547	56.9	7.16	29	5.8	19	3.8	79t	32/252	82.9

SACKS

Greer 12.2, Baker 5.0, R. Brown 3.5, Mays 2.5, Nelson 2.0, Dawson 2.0, Favron 1.0, Pollard 1.0, Radford 1.0, Junior 1.0.  
Team 48.0, Opponents 32.0

RUSHING

	No.	Yds.	Avg.	Long	TD
Anderson	328	1,376	4.2	28	9
Morris	111	415	3.7	14	5
Mitchell	31	175	5.6	43	0
Lomax	19	104	5.5	22t	2
R. Green	3	60	20.0	44t	1
T. Brown	15	52	3.5	11t	2
Love	3	11	3.7	4	0
Stief	1	8	8.0	8	0
Harrell	5	6	1.2	4	1
Gray	1	4	4.0	4	0
Hart	2	2	1.0	4	0
Birdsong	1	-2	-2	-2	0
Team	519	2,213	4.3	44t	20
Opponents	509	2,428	4.8	46	20

RECEIVING

	No.	Yds.	Avg.	Long	TD
Tilley	66	1,040	15.7	75	3
Anderson	51	387	7.6	27	0
R. Green	33	708	21.4	60	4
Gray	27	310	11.5	41t	0
Morris	19	165	8.7	21	0
Harrell	14	131	9.4	62t	1
La Fleur	14	190	13.6	27t	2
Mitchell	6	35	5.8	16	1
Marsh	6	80	13.3	20	1
Stief	5	77	15.4	29	1
Combs	5	54	10.8	13	0
T. Brown	4	60	20.0	28	0
Floyd	3	32	14.0	16	0
Team	253	3,269	12.9	75	15
Opponents	282	3,547	12.6	79t	29

INTERCEPTIONS

	No.	Yds.	Avg.	Long	TD
K. Greene	7	111	15.8	47	0
Wehrli	4	8	2.0	6	0
R. Green	3	44	14.7	29	0
Favron	1	42	42.0	42	0
Collier	1	17	17.0	17	0
Ahrens	1	14	14.0	14t	1
Junior	1	5	5.0	5	0
Williams	1	17	17.0	17	0
Griffin	1	4	5.0	4	0
Johnson	1	19	19.0	19	0
Team	21	281	13.4	47	1
Opponents	24	312	13.0	54	0

PUNT RETURNS

	Ref.	FC	Yds.	Avg.	Long	TD
Mitchell	42	0	445	10.6	50t	1
Harrell	1	1	8	8.0	8	0
K. Greene	0	1	0	0.0	0	0
Team	43	2	453	10.5	50t	1
Opponents	37	10	276	7.4	40	0

KICKOFF RETURNS

	No.	Yds.	Avg.	Long	TD
Mitchell	55	1,292	23.5	67	0
R. Green	8	135	16.9	28	0
Harrell	7	118	16.8	29	0
Love	3	46	15.3	25	0
Griffin	2	34	17.0	26	0
Team	75	1,625	21.7	67	0
Opponents	55	1,163	21.1	84	0

PUNTING

	No.	Yds.	Avg.	TB	In20	Lg	Bk.
Birdsong	69	2,883	41.8	6	19	75	0
Team	69	2,883	41.8	6	19	75	0
Opponents	69	2,852	41.3	6	12	52	0

FIELD GOALS

	1-19	20-29	30-39	40-49	50+
O'Donoghue	2-2	8-8	4-6	5-11	0-5
Team	2-2	8-8	4-6	5-11	0-5
Opponents	0-0	0-0	8-8	6-8	6-10

O'Donoghue: ( ) (44N, 24G), (24G, 47G), (20G, 52G), (19G, 37G), (61N), (44N, 26G, 22G, 38N), (19G, 23G, 50N, 46G), (43N, 53N), (21G, 54N), (35G, 48N), (40N, 42N), (44G, 45G), (41G, 31G, 24G), (30G), (38N).  
Opponents: (27G, 30G), (47G, 32G, 25G), (21G), (29G, 23G), (26G), (41G, 45G), (24G, 37G), (36G), (48N), (32G), ( ) ( ) (43N, 40G), (59N), (44G, 37N, 48N), (27G, 49N, 33G), (44G).

USUAL STARTING LINEUP

Offense	Defense
WR ..... Pat Tilley	LE ..... Bob Pollard
LT ..... George Collins	LT ..... Mike Dawson
LG ..... Terry Steve	RT ..... Rush Brown
C ..... Tom Brahaney	RE ..... Curtis Grear
RG ..... Joe Bostic	LLB ..... Calvin Favron
RT ..... Dan Dierdorf	RCB ..... Eric Williams
TE ..... Greg LaFleur	LILB ..... E.J. Junior
WR ..... Mel Gray	MLB ..... Tim Kearney
QB ..... Jim Hart	CB ..... Dave Ahrens
	LCB ..... Carl Allen
	RB ..... Otis Anderson
	RCB ..... Roger Wehrli
	FS ..... Tim Collier
	SS ..... Lee Nelson
	FS ..... Ken Stone
	P ..... Carl Birdsong

NOTES

The 1981 draft class includes Alabama LB E.J. Junior (first round), Portland State QB Neil Lomax (second round), and Citadel RB Stump Mitchell (ninth round), a trio that would combine for 26 seasons with the Cards ... all three earn consensus NFL all-rookie team notice ... Lomax named starter for final six games as Cards win four consecutive times to finish 7-9 ... return specialist Mitchell breaks or ties eight club marks and equals two NFL records ... Roy Green doubles as defensive back and wide receiver as the league's first authentic two-way player in more than two decades.

FINAL NFC EAST

STANDINGS

Team	W	L	T	Pct.	Pts.	OP
Dallas	12	4	0	.750	367	277
Philadelphia*	10	6	0	.625	368	221
N.Y. Giants	9	7	0	.563	295	257
Washington	8	8	0	.500	347	349
St. Louis	7	9	0	.438	315	408

\*Wild-card postseason qualifier

# CLUB HISTORY

## 1982 (5-4)

### HEAD COACH JIM HANIFAN

Sept. 12	At New Orleans	W	21-7	58,673
Sept. 19	Dallas	L	7-24	50,705
Nov. 21	San Francisco	L	20-31	38,064
Nov. 28	At Atlanta	W	23-20	33,411
Dec. 5	At Philadelphia	W	23-20	63,622
Dec. 12	Washington	L	7-12	35,306
Dec. 19	At Chicago	W	10-17	43,270
Dec. 26	N.Y. Giants	W	24-21	39,824
Jan. 2	At Washington	L	0-28	52,554

Home: 1-3 (163,901), Away: 4-1 (251,530),  
First Round Super Bowl Tournament

Jan. 8	At Green Bay	L	16-41	54,282
--------	--------------	---	-------	--------

## TEAM STATISTICS

		Cards	Opp.
<b>Total First Downs</b>	.....	<b>162</b>	<b>163</b>
Rushing	.....	71	58
Passing	.....	81	98
Penalty	.....	10	7
<b>Total Net Yards</b>	.....	<b>2,542</b>	<b>2,848</b>
Avg. Per Game	.....	282.4	316.4
Total Plays	.....	579	570
Avg. Per Play	.....	4.4	5.0
<b>Net Yards Rushing</b>	.....	<b>1,209</b>	<b>995</b>
Avg. Per Game	.....	134.3	110.6
Total Rushes	.....	307	256
<b>Net Yards Passing</b>	.....	<b>1,124</b>	<b>1,853</b>
Avg. Per Game	.....	124.9	205.9
Sacked/Yards Lost	.....	32/243	23/183
Gross Yards	.....	1,367	2,035
Att./Comp./Pct.	.....	240/129/53.8	291/174/59.8
Hnd Intercepted	.....	6	6
<b>Punts/Average</b>	.....	<b>54/43.8</b>	<b>51/41.1</b>
<b>Penalties/Yards</b>	.....	<b>55/523</b>	<b>54/424</b>
<b>Fumbles/Lost</b>	.....	<b>17/10</b>	<b>14/9</b>
<b>Touchdowns</b>	.....	<b>16</b>	<b>21</b>
Rushing	.....	10	5
Passing	.....	6	16
Returns	.....	0	0

## SCORE BY PERIOD

	Q1	Q2	Q3	Q4	OT	Pts.
Team	31	48	19	37	0	135
Opponents	23	34	44	69	0	170

## SCORING

	TD	R	P	R	PAT	FG	S	Pts.
O'Donoghue	0	0	0	0	15/16	8/13	0	39
Morris	4	4	0	0	0/0	0/0	0	24
Anderson	3	3	0	0	0/0	0/0	0	18
Green	3	0	3	0	0/0	0/0	0	18
Tilley	2	0	2	0	0/0	0/0	0	12
Lomax	1	1	0	0	0/0	0/0	0	6
Mitchell	1	1	0	0	0/0	0/0	0	6
LaFleur	1	0	1	0	0/0	0/0	0	6
Wehrli	1	1	0	0	0/0	0/0	0	6
Team	16	10	6	0	15/16	8/13	0	135
Opponents	21	5	16	0	20/21	8/18	0	170

## SACKS

Sacks: Greer 7.5, Grooms 4.5, Brown 3.5, Dawson 3.5, Galloway 2.0, Junior 1.5  
Team 32.0 Opponents 23.0.

## PASSING

	Att.	Comp.	Yds.	Comp. %	Yds./Att.	TD	TD%	Int.	Int. %	Long	Sack/Lost	Rating
Lomax	205	109	1,367	53.2	6.7	5	2.4	6	2.9	42	31/234	70.3
Hart	35	19	199	57.5	6.0	1	3.0	0	0.0	22	0/0	85.9
Green	1	0	0	0.0	0.0	0	0.0	0	0.0	0	1/9	0.0
Harrell	1	1	10	100.0	10.0	0	0.0	0	0.0	10	0/0	0.0
Team	240	129	1,576	53.2	6.6	6	2.5	6	2.9	42	32/243	72.4
Opponents	291	174	2,035	59.8	7.0	16	5.5	6	2.1	55	23/182	90.7

## RUSHING

	No.	Yds.	Avg.	Long	TD
Anderson	145	587	4.0	64	3
Morris	84	274	3.3	9	4
Mitchell	39	189	4.8	32	1
Lomax	28	119	4.2	19	1
Harrell	4	14	3.5	8	0
Green	6	8	1.2	13	0
Wehrli	1	18	18.0	18	1
Team	307	1,209	3.9	64	10
Opponents	256	995	3.9	37	5

## RECEIVING

	No.	Yds.	Avg.	Long	TD
Tilley	36	465	14.5	34	2
Green	32	454	14.2	42	3
Anderson	14	106	7.6	19	0
Mitchell	11	149	13.5	30	0
Harrell	11	127	11.5	36	0
Marsh	6	94	15.7	21	0
LaFleur	5	67	13.4	30	1
Shumann	5	58	11.6	23	0
Gray	4	34	8.5	13	0
Morris	3	8	2.6	11	0
Lomax	1	10	10.0	10	0
Thompson	1	5	5.0	5	0
Team	129	1,576	12.2	42	6
Opponents	174	2,035	11.7	55	16

## INTERCEPTIONS

	No.	Yds.	Avg.	Long	TD
Perrin	1	35	35.0	35	0
Griffin	1	8	8.0	8	0
Nelson	1	7	7.0	7	0
K. Greene	1	2	2.0	2	0
Allen	1	0	0.0	0	0
Dawson	1	0	0.0	0	0
Team	6	52	8.7	35	0
Opponents	6	37	6.1	19	0

## PUNT RETURNS

	Ret.	FC	Yds.	Avg.	Long	TD
Mitchell	27	0	165	6.1	16	0
Green	3	0	20	6.7	11	0
Ferrell	1	0	6	6.0	6	0
Harrell	1	1	1	1.0	1	0
Team	32	1	192	6.0	15	0
Opponents	0	0	0	0.0	0	0

## KICKOFF RETURNS

	No.	Yds.	Avg.	Long	TD
Mitchell	16	364	22.7	33	0
Harrell	8	150	18.7	31	0
Ferrell	4	88	22.0	27	0
Love	4	69	17.2	24	0
Morris	1	14	14.0	14	0
Griffin	1	12	12.0	12	0
Ahrens	1	5	5.0	5	0
Team	35	702	20.0	33	0
Opponents	26	542	20.8	44	0

## PUNTING

	No.	Yds.	Avg.	TB	In20	Lg	Bk.
Birdsong	54	2,365	43.8	6	8	65	0
Team	54	2,365	43.8	6	8	65	0
Opponents	51	2,099	41.1	3	11	53	0

## FIELD GOALS

	1-19	20-29	30-39	40-49	50+
O'Donoghue	1-1	2-3	3-3	2-6	0-0
Team	1-1	2-3	3-3	2-6	0-0
Opponents	0-0	5-6	3-5	0-6	0-1
O'Donoghue (1, 40N), (47N, 44N, 30G, 32G), (43G), (26G, 20G, 34G), (28N), (48N, 48G), (18G), (1)					
Opponents: (25N), (44N, 25G), (36G, 43N), (28G, 27G, 42N), (54N), (32G, 30G, 20G, 24G), (43N, 33B, 38N), (41N), (40N)					

## USUAL STARTING LINEUP

Offense	Defense
WR.....Pat Tilley	LE.....Elois Grooms
LT.....Louis Sharpe	LT.....Mike Dawson
LG.....Terry Stieve	RT.....Rush Brown
C.....Dan Dierdorf	RE.....Curtis Greer
RG.....Joe Bostic	LLB.....E.J. Junior
RT.....Tootie Robbins	MLB.....Dave Ahrens
TE.....Doug Marsh	RLB.....Charlie Baker
.....Greg LaFleur	LCB.....Jeff Griffin
WR.....Roy Green	RCB.....Carl Allen
QB.....Neil Lomax	SS.....Lee Nelson
RB.....Ottis Anderson	FS.....Benny Perrin
FB.....Wayne Morris	P.....Carl Birdsong
K.....Neil O'Donoghue	

## NOTES

A second consecutive jackpot draft class of UCLA T Luis Sharpe (first round), Florida DT David Galloway (second round), Alabama S Benny Perrin (third round), and East Tennessee State FB Earl Ferrell (fifth round) will average over eight years per player, all four earning near-immediate starting roles ... Cards become youngest team in NFL to qualify for the Super Bowl tournament in strike-shortened season with 5-4 record ... NFL players walk out Sept. 19 after second game of the season due to labor strike ... play does not resume until Nov. 21 ... Cards lose 41-16 at Green Bay in first-round action as Card QB Neil Lomax sets league postseason record with 385 yards passing.

## FINAL NFC STANDINGS

	W	L	T	Pct.	Pts.	OP
Washington*	6	1	0	.889	190	128
Dallas	6	3	0	.667	226	145
Green Bay	5	3	1	.611	226	169
Minnesota	5	4	0	.556	167	198
Atlanta	5	4	0	.556	183	199
St. Louis	5	4	0	.556	135	170
Tampa Bay	5	4	0	.556	158	178
Detroit	4	5	0	.444	181	176
New Orleans	4	5	0	.444	129	160
N.Y. Giants	4	5	0	.444	164	160
San Francisco	3	6	0	.333	209	206
Chicago	3	6	0	.333	141	174
Philadelphia	3	6	0	.333	191	195
L.A. Rams	2	7	0	.222	200	250

\*Top NFC playoff seed

As the result of a 57-day players' strike, the 1982 NFL regular-season schedule was reduced from 16 weeks to nine. At the conclusion of the regular season, the NFL conducted a 16-team postseason Super Bowl Tournament. Eight teams from each conference were seeded 1-8 based upon their records during the season.

(All-Time Results continued on page 356)

(All-Time Results continued from page 355)

**1983 (8-7-1)****HEAD COACH JIM HANIFAN**

Sept. 4	At New Orleans	L	17-28	65,225
Sept. 11	Dallas	L	17-34	48,532
Sept. 18	San Francisco	L	27-42	38,130
Sept. 25	At Philadelphia	W	14-11	64,465
Oct. 2	At Kansas City	L	14-38	58,975
Oct. 9	Washington	L	14-38	42,698
Oct. 16	At Tampa Bay	W	34-27	46,224
Oct. 24	N.Y. Giants (OT)	T	20-20	45,630
Oct. 30	Minnesota	W	41-31	38,796
Nov. 6	At Washington	L	7-45	51,380
Nov. 13	Seattle	W	33-28	33,280
Nov. 20	San Diego	W	44-14	40,644
Nov. 24	At Dallas	L	17-35	60,764
Dec. 4	At N.Y. Giants	W	10-6	25,156
Dec. 11	At L.A. Raiders	W	34-24	32,111
Dec. 18	Philadelphia	W	31-7	21,902

Home: 4-3-1 (309,812); Away: 4-4 (406,300).

**TEAM STATISTICS**

	Cards	Opp.
Total First Downs	295	286
Rushing	123	107
Passing	148	161
Penalty	24	18
Total Net Yards	5,143	5,005
Avg. Per Game	321.4	312.8
Total Plays	1,044	1,020
Avg. Per Play	4.9	4.9
Net Yards Rushing	2,275	1,838
Avg. Per Game	142.2	114.9
Total Rushes	525	444
Net Yards Passing	2,868	3,167
Avg. Per Game	179.3	197.9
Sacked/Yards Lost	59/441	59/468
Gross Yards	3,309	3,635
Att./Comp./Pct.	460/267/58.0	519/290/55.9
Had Intercepted	21	28
Punts/Average	85/41.5	88/40.3
Penalties/Yards	89/770	102/619
Fumbles/Lost	50/27	32/20
Touchdowns	47	56
Rushing	15	23
Passing	29	24
Returns	3	9

**SCORE BY PERIOD**

	Q1	Q2	Q3	Q4	OT	Pts.
Team	79	128	86	81	0	374
Opponents	88	124	105	111	0	428

**SCORING**

	TD	R	P	AT	FG	S	Pts.
O'Donoghue	0	0	0	0	45/47	15/29	90
Green	14	0	14	0	0/0	0/0	84
Marsh	8	0	8	0	0/0	0/0	48
Anderson	6	5	1	0	0/0	0/0	36
Tilley	5	0	5	0	0/0	0/0	30
Mitchell	3	3	0	0	0/0	0/0	18
Love	3	2	1	0	0/0	0/0	18
Lomax	2	2	0	0	0/0	0/0	12
Morris	2	2	0	0	0/0	0/0	12
Nelson	1	0	1	0	0/0	0/0	6
Perrin	1	0	1	0	0/0	0/0	6
Grooms	1	0	1	0	0/0	0/0	6
Ferrell	1	1	0	0	0/0	0/0	6
Galloway	0	0	0	0	0/0	1/2	2
Team	47	15	29	3	45/47	15/29	374
Opponents	56	23	24	9	51/56	12/15	428

**PASSING**

	Att.	Comp.	Yds.	Comp. %	Yds./Att.	TD	TD%	Int.	Int. %	Long	Sack/Lost	Rating
Lomax	354	209	2,636	59.0	7.45	24	6.8	11	3.1	71/1	40/291	92.0
Hart	91	50	592	54.9	6.51	4	4.4	8	8.8	39/1	16/123	53.0
Lisch	13	6	66	46.1	5.08	1	4.8	2	15.4	26	3/27	47.8
Birdsong	1	1	11	100.0	0.00	0	0.0	0	0.0	0	0/0	0.0
Perrin	1	1	4	100.0	0.00	0	0.0	0	0.0	0	0/0	0.0
Team	460	267	3,309	58.0	7.19	29	6.3	21	4.6	71/1	59/441	82.2
Opponents	519	290	3,635	55.9	7.00	24	4.6	28	5.4	69/1	59/468	70.6

**SACKS**

Greer 16.0, A. Baker 13.5, Galloway 12.0, Junior 7.5, Mays 3.0, Nelson 2.0, Grooms 1.0, Harris 1.0, Perrin 1.0, Duda 1.0, Brown 1.0.

Team 59.0, Opponents 59.0

**RUSHING**

	No.	Yds.	Avg.	Long	TD
Anderson	296	1,270	4.3	43	5
Mitchell	68	373	5.5	46	3
Morris	75	257	3.4	17	2
Lomax	27	125	4.6	35	2
Love	35	103	2.9	16	2
Ferrell	7	53	7.6	21	1
Green	4	49	12.3	25	0
Hartell	4	13	3.3	8	0
Hart	5	12	2.4	13	0
Sharpe	1	11	11.0	11	0
Lisch	2	9	4.5	5	0
Perrin	1	0	0.0	0	0
Team	525	2,275	4.3	46	15
Opponents	444	1,838	4.1	76/1	23

**RECEIVING**

	No.	Yds.	Avg.	Long	TD
Green	78	1,227	15.7	71/1	14
Anderson	54	459	8.5	40	1
Tilley	44	690	15.7	71/1	5
Marsh	32	421	13.2	38	8
Morris	14	55	3.9	11	0
Shumann	11	154	14.0	33	0
LeFleur	12	99	8.3	21	0
Mitchell	7	54	7.7	17	1
Love	6	58	9.7	16	1
Hartell	3	25	8.3	13	0
Thompson	2	31	15.5	22	0
Pittman	2	21	10.0	11	0
McGill	1	11	11.0	11	0
Ahrens	1	4	4.0	4	0
Team	267	3,309	12.4	71/1	29
Opponents	290	3,635	12.5	69/1	24

**INTERCEPTIONS**

	No.	Yds.	Avg.	Long	TD
Washington	8	92	11.5	26	0
Perrin	4	50	12.5	30	0
Harris	3	10	3.3	10	0
Junior	3	27	9.0	19	0
Mack	3	25	8.3	13	0
Grooms	1	10	10.0	10	0
A. Baker	2	24	12.0	19	0
Nelson	1	8	8.0	8	0
Galloway	1	17	17.0	17	0
W. Smith	2	3	1.5	3	0
Team	28	266	9.5	30	0
Opponents	21	385	18.3	70/1	5

**PUNT RETURNS**

	Ret.	FC	Yds.	Avg.	Long	TD
Mitchell	38	1	337	8.9	34	0
Bird	14	2	76	5.4	16	0
Hartell	5	1	31	6.2	11	0
Ferrell	1	0	17	17.0	17	0
Team	58	4	461	7.9	34	0
Opponents	47	13	307	6.5	19	0

**KICKOFF RETURNS**

	No.	Yds.	Avg.	Long	TD
Mitchell	36	778	21.6	66	0
Ferrell	13	257	19.8	28	0
Bird	9	194	21.6	33	0
Schmitt	4	41	10.3	19	0
Love	3	71	23.7	23	0
Hartell	3	62	20.7	26	0
L. Smith	1	19	19.0	19	0

**KICKOFF RETURNS (CONT.)**

	No.	Yds.	Avg.	Long	TD
Green	1	14	14.0	14	0
Duda	1	12	12.0	12	0
Allerman	1	11	11.0	11	0
Team	72	1,459	20.3	66	0
Opponents	66	1,300	19.9	94/1	1

**PUNTING**

	No.	Yds.	Avg.	TB	In20	Lg	Bk
Birdsong	65	3,529	41.5	7	14	59	0
Team	85	3,529	41.5	7	14	59	0
Opponents	88	3,542	40.3	6	18	56	0

**FIELD GOALS**

	1-19	20-29	30-39	40-49	50+
O'Donoghue	0-1	4-6	3-8	6-11	2-3
Team	0-1	4-6	3-8	6-11	2-3
Opponents	0-0	4-4	2-3	6-6	0-2
O'Donoghue:	(27N, 47G, 38N), (23G), (48N, 43G, 48G), (38N), (35B), (1), (52G, 43G), (34G, 22G, 44N, 42N, 19N), (52G, 47G), (34B), (33G), (39G, 54N), (42G), (30N, 42N, 27N, 25G), (1) (26G, 40N).				
Opponents:	(1), (45G, 24G), (1), (32G), (45G), (22G), (1), (40G, 28G, 66N), (39G), (42G), (1), (1), (1), (44G, 44G, 52N), (22G), (38N).				

**USUAL STARTING LINEUP**

Offense	Defense
WR.....Pat Tilley	LE.....Al "Bubba" Baker
LT.....Luis Sharpe	LT.....Elois Grooms
LG.....Terry Stieve	Mark Duda
C.....Randy Clark	RT.....David Galloway
RG.....Joe Bostic	RE.....Curtis Greer
RT.....Tootie Robbins	LLB.....E.J. Junior
TE.....Doug Marsh	Bob Harris
WR.....Roy Green	MLB.....Kurt Allerman
QB.....Neil Lomax	RLB.....Charles Baker
RB.....Otis Anderson	LCB.....Lionsie Washington
FB.....Wayne Morris	Cedric Mack
K.....Neil O'Donoghue	RCB.....Wayne Smith
	SS.....Lee Nelson
	FS.....Benny Perrin
	P.....Carl Birdsong

**NOTES**

After losing five of six game weeks, Cardinals rebound with 7-2-1 mark in final 10 contests to narrowly miss playoffs with 8-7-1 record ... in first full season at wide receiver, Roy Green establishes team records with 78 pass receptions for 1,227 yards to earn all-pro acclaim ... DE Curtis Greer sets team record with 16 quarterback sacks as Cards lead NFL with 59 traps ... Cards and N.Y. Giants play to 20-20 tie on nationally-televised "Monday Night Football" game remembered for three missed overtime field-goal attempts by Card K Neil O'Donoghue ... future Hall of Fame T Dan Dierdorf announces his retirement after 12 seasons, 160 games, and six Pro Bowls ... St. Louis (nine) and Kansas City (six) combine for 15 turnovers, two shy of the NFL record, in 38-14 Chiefs' win Oct. 2 ... Cards lose 28-10 to Minnesota during Aug. 6 preseason game at London's Wembley Stadium, the first NFL game in England.

**FINAL NFC EAST**

Team	W	L	T	Pct.	Pts.	OP
Washington#	14	2	0	87.5	541	332
Dallas*	12	4	0	75.0	479	360
St. Louis	8	7	1	53.1	374	428
Philadelphia	5	11	0	31.3	233	322
N.Y. Giants	3	12	1	21.9	267	347

\*Top NFC playoff seed

#Wild-card postseason qualifier

# CLUB HISTORY

## 1984 (9-7)

### HEAD COACH JIM HANIFAN

Sept. 2	At Green Bay	L	23-24	53,738
Sept. 9	Buffalo	W	37-7	35,765
Sept. 16	At Indianapolis	W	34-33	60,274
Sept. 23	At New Orleans	L	24-34	58,723
Sept. 30	Miami	L	28-36	46,991
Oct. 7	At Dallas	W	31-20	61,438
Oct. 14	Chicago	W	38-21	49,554
Oct. 21	Washington	W	26-24	50,262
Oct. 28	At Philadelphia	W	34-14	54,310
Nov. 4	L.A. Rams	L	13-16	51,010
Nov. 11	Dallas	L	17-24	48,721
Nov. 18	At N.Y. Giants	L	10-16	73,428
Nov. 25	Philadelphia	W	17-16	39,858
Dec. 2	At New England	W	33-10	53,558
Dec. 9	N.Y. Giants	W	31-21	49,973
Dec. 16	At Washington	L	27-29	54,299

Home: 5-3 (372,154), Away: (469,768),  
423-345

### TEAM STATISTICS

	Cards	Opp.
Total First Downs	345	292
Rushing	129	108
Passing	216	157
Penalty	16	27
Total Net Yards	6,345	5,094
Avg. Per Game	396.6	318.4
Total Plays	1,103	991
Avg. Per Play	5.8	5.1
Net Yards Rushing	2,088	1,923
Avg. Per Game	130.5	120.2
Total Rushes	488	442
Net Yards Passing	4,257	3,171
Avg. Per Game	266.1	198.2
Sacked/Yards Lost	49/377	55/403
Gross Yards	4,634	3,574
Att./Comp./Pct.	566/347/61.3	494/251/50.8
Had Intercepted	16	21
Punts/Average	68/38.1	81/38.9
Penalties/Yards	109/904	75/578
Fumbles/Lost	32/20	20/12
Touchdowns	51	39
Rushing	21	11
Passing	28	26
Returns	2	2

### SCORE BY PERIOD

	Q1	Q2	Q3	Q4	OT	Pts.
Team	72	134	102	115	0	423
Opponents	77	100	97	71	0	345

### SCORING

	TD	R	P	R	PAT	FG	S	Pts.
O'Donoghue	0	0	0	0	49/51	24/35	0	117
Green	12	0	12	0	0/0	0/0	0	72
Mitchell	11	9	2	0	0/0	0/0	0	66
Anderson	8	6	2	0	0/0	0/0	0	48
Marsh	5	0	5	0	0/0	0/0	0	30
Tilley	5	0	5	0	0/0	0/0	0	30
Lomax	3	3	0	0	0/0	0/0	0	18
Ferrell	2	1	1	0	0/0	0/0	0	12
Love	2	1	1	0	0/0	0/0	0	12
Howard	1	0	0	1	0/0	0/0	0	6
L. Smith	1	0	0	1	0/0	0/0	0	6
Harrell	1	1	0	0	0/0	0/0	0	6
Team	51	21	28	2	48/51	24/35	0	423
Opponents	39	11	26	2	36/39	24/37	0	345

### PASSING

	Att.	Comp.	Yds.	Comp. %	Yds./Att.	TD	TD%	Int.	Int. %	Long	Sack/Lost	Rating
Lomax	560	345	4,614	61.6	8.24	28	5.0	16	2.99	831	49/377	92.5
McVor	4	0	0	0.0	0.00	0	0.0	0	0.0	0	0/0	0.0
Mitchell	1	1	20	100.0	0.00	0	0.0	0	0.0	0	0/0	0.0
Perrin	1	1	0	0.0	0.00	0	0.0	0	0.0	0	0/0	0.0
Team	566	347	4,634	61.3	8.19	28	4.9	16	2.8	831	49/377	92.0
Opponents	494	251	3,574	50.8	7.23	26	5.3	21	4.1	901	55/403	74.4

### SACKS

Greer 14.0, A. Baker 10.0, Junior 9.5, Galloway 5.0, Duda 4.0, Mays 3.5, Nelson 3.0, Grooms 2.0, Holloway 1.5, Harris 1.5, L. Smith 1.0.  
Team 55.0 Opponents 65.0

### RUSHING

	No.	Yds.	Avg.	Long	TD
Anderson	289	1,174	4.1	24	6
Mitchell	81	434	5.4	39	9
Ferrell	44	203	4.5	25	1
Lomax	35	184	5.3	20	3
Love	25	90	3.6	13	1
Harrell	5	7	1.2	4	1
Harrington	3	6	2.0	5	0
McVior	3	5	1.7	6	0
Marsh	1	-5	-5.0	-5	0
Green	1	-10	-10.0	-10	0
Team	488	2,088	4.3	39	21
Opponents	442	1,923	4.4	73	11

### RECEIVING

	No.	Yds.	Avg.	Long	TD
Green	78	1,555	19.9	831	12
Anderson	70	611	8.7	57	2
Tilley	52	758	14.6	42	5
Marsh	39	608	15.6	47	5
Mitchell	26	318	12.2	44	2
Ferrell	26	218	8.4	21	2
LaFleur	17	190	11.6	21	0
Harrell	14	106	7.6	15	0
Pittman	10	145	14.5	50	0
Love	7	33	4.7	18	1
Mack	5	61	12.2	22	0
Goode	3	23	7.7	10	0
Team	347	4,634	13.4	831	28
Opponents	251	3,574	14.2	901	26

### INTERCEPTIONS

	No.	Yds.	Avg.	Long	TD
Washington	5	42	8.4	18	0
W. Smith	4	35	8.8	23	0
Perrin	4	22	5.5	22	0
L. Smith	2	31	15.5	25	1
Griffin	2	0	0.0	0	0
Howard	2	-4	-2.0	1	0
Heflin	1	19	19.0	19	0
Junior	1	18	18.0	18	0
Team	21	163	7.8	25	1
Opponents	16	219	13.7	54	0

### PUNT RETURNS

	Ret.	FC	Yds.	Avg.	Long	TD
Mitchell	38	3	333	8.8	39	0
Bird	5	0	56	11.2	17	0
Pittman	4	1	10	2.5	5	0
Green	0	1	0	0.0	0	0
Team	47	5	399	8.5	39	0
Opponents	27	12	239	8.9	61	0

### KICKOFF RETURNS

	No.	Yds.	Avg.	Long	TD
Mitchell	35	804	23.0	56	0
Pittman	14	319	22.8	43	0
Harrell	13	231	17.8	28	0
Bird	9	190	21.1	28	0
Green	1	18	18.0	18	0
Love	1	1	1.0	1	0
Ferrell	1	0	0.0	0	0
Team	74	1,563	21.1	56	0
Opponents	85	1,549	18.2	96	1

### PUNTING

	No.	Yds.	Avg.	TB	In20	Lg	Blk.
Birdsong	67	2,594	38.7	8	20	59	1
Team	1	0	0.0	0	0	0	0
Opponents	68	2,594	38.1	8	20	59	1

### FIELD GOALS

	1-19	20-29	30-39	40-49	50+
O'Donoghue	0-0	7-7	7-9	8-16	1-3
Team	0-0	7-7	7-9	8-16	1-3
Opponents	1-1	8-10	13-16	2-6	7-5
O'Donoghue	(48G, 45G), (23G, 47B, 21G, 48B, 52G, 53N), (47G, 46G), (39G), (1), (48N, 22G), (44G, 31B), (29G, 34N, 40N, 21G), (28G, 47G), (49G, 43G, 48B), (49B, 30G), (20G), (44G), (36G, 33G), (40N, 34G), (30G, 34G, 50N), (34G), (30G, 29B, 38G), (52B), (21G, 50G), (25G, 29G), (27G, 26G, 27G, 35B), (52N, 35G, 36G), (1), (39G), (1), (33G, 50N, 27G, 32G), (42N, 48N, 45B), (52N, 34N, 34G, 39G, 45G), (31G, 28N, 43G, 32G), (19G), (33N, 47N), (21G, 37G, 37G).				

### USUAL STARTING LINEUP

Offense	Defense
WR.....Pat Tilley	LE.....Al 'Bubba' Baker
LT.....Luis Sharpe	LT.....David Galloway
LG.....Terry Steve	RT.....Elois Grooms
C.....Randy Clark	Mark Duda
RG.....Joe Bostic	RE.....Curtis Greer
RT.....Totie Robbins	LLB.....Thomas Howard
TE.....Doug Marsh	MLB.....E.J. Junior
Greg LaFleur	Kurt Allerman
WR.....Roy Green	RLB.....Charlie Baker
QB.....Neil Lomax	E.J. Junior
RB.....Otis Anderson	LCB.....Lionel Wash.
FB.....Earl Ferrell	RCB.....Wayne Smith
K.....Neil O'Donoghue	SS.....Leonard Smith
Lee Nelson	
FS.....Benny Perrin	
P.....Carl Birdsong	

### NOTES

The Cards, with the NFC Eastern Division title on line to the winner, travel to R.F.K. Stadium and battle back from a 23-7 halftime deficit to take a 27-26 lead midway through fourth quarter, but a 50-yard field-goat try sails wide as time expires and Redskins escape with a 29-27 win and the division crown ... In the torrid comeback at Washington, QB Neil Lomax connects on 25 of 28 passes for 314 yards in the second half ... Cards finish 9-7 with seven losses by an average of just over six points ... Lomax sets club single-season marks with 345 pass completions in 560 attempts for 4,614 yards (fifth highest in NFL history), 28 touchdowns, and 92.5 quarterback rating ... WR Roy Green's 1,555 receiving yards is most by NFL player in 19 seasons as he averages 45.3 yards per touchdown reception.

### FINAL NFC EAST STANDINGS

Team	W	L	T	Pct.	Pts.	OP
Washington	11	5	0	.688	426	310
N.Y. Giants	9	7	0	.563	299	301
St. Louis	9	7	0	.563	423	345
Dallas	9	7	0	.563	308	308
Philadelphia	6	9	1	.406	278	320

\*Wild-card postseason qualifier.

(All-Time Results continued on page 358)







# CLUB HISTORY

## 1988 (7-9)

### HEAD COACH GENE STALLINGS (First season in Arizona)

Sept. 4	At Cincinnati	L	14-21	50,404
Sept. 12	Dallas	L	14-17	67,139
Sept. 18	At Tampa Bay	W	30-24	35,034
Sept. 25	Washington	W	30-21	61,973
Oct. 2	At L.A. Rams	W	41-27	49,830
Oct. 9	Pittsburgh	W	31-14	53,278
Oct. 16	At Washington	L	17-33	54,402
Oct. 23	Cleveland	L	21-29	61,261
Oct. 30	At Dallas	W	16-10	42,196
Nov. 6	San Francisco	W	24-23	64,544
Nov. 13	N.Y. Giants	W	24-17	65,324
Nov. 20	At Houston	L	20-38	43,843
Nov. 27	At Philadelphia	L	21-31	57,918
Dec. 4	At N.Y. Giants	L	7-44	73,438
Dec. 10	Philadelphia	L	17-23	54,832
Dec. 18	Green Bay	L	17-26	44,586

344-398  
Home: 4-4 (472,937); Away: 3-5 (407,065)

### TEAM STATISTICS

	Cards	Opp.
Total First Downs	336	301
Rushing	122	110
Passing	195	171
Penalty	19	20
Total Net Yards	5,807	5,169
Avg. Per Game	362.9	323.1
Total Plays	1,102	1,014
Avg. Per Play	5.3	5.1
Net Yards Rushing	2,027	1,925
Avg. Per Game	126.7	120.3
Total Rushes	480	467
Net Yards Passing	3,780	3,244
Avg. Per Game	236.3	202.8
Sacked/Yards Lost	40/411	39/295
Gross Yards	4,191	3,539
Att./Comp./Pct.	562/322/57.3	508/264/52.0
Had Intercepted	19	16
Punts/Average	80/40.3	83/41.1
Penalties/Yards	99/790	103/770
Fumbles/Lost	34/16	27/13
Touchdowns	44	51
Rushing	15	19
Passing	26	30
Returns	3	2

### SCORE BY PERIOD

	Q1	Q2	Q3	Q4	OT	Pts.
Team	67	114	51	112	0	344
Opponents	101	106	84	107	0	398

### SCORING

	TD	R	P	R	PAT	FG	S	Pts.
Del Greco	0	0	0	0	42/44	12/21	0	78
Ferrell	9	7	2	0	0/0	0/0	0	54
Green	7	0	7	0	0/0	0/0	0	42
S. Mitchell	5	4	1	0	0/0	0/0	0	30
J.T. Smith	5	0	5	0	0/0	0/0	0	30
Awalt	4	0	4	0	0/0	0/0	0	24
Novacek	4	0	4	0	0/0	0/0	0	24
Jordan	3	3	0	0	0/0	0/0	0	18
Jones	3	0	3	0	0/0	0/0	0	18
Junior	1	0	1	0	0/0	0/0	0	6
Lomax	1	1	0	0	0/0	0/0	0	6
Mack	1	0	1	0	0/0	0/0	0	6
Saddler	1	0	1	0	0/0	0/0	0	6
Harvey	0	0	0	0	0/0	0/0	1	2
Team	44	15	26	3	42/44	12/21	1	344
Opponents	51	19	30	2	47/51	13/22	3	398

### PASSING

	Att.	Comp.	Yds.	Comp. %	Yds./Att.	TD	TD%	Int.	Int. %	Long	Sack/Lost	Rating
Lomax	443	255	3,395	57.6	7.66	20	4.5	11	2.5	93t	46/315	86.7
Stoudt	113	63	747	55.8	6.61	6	5.3	8	7.1	52t	13/85	64.3
Tupa	6	4	49	66.7	8.17	0	0.0	0	0.0	22	1/11	91.7
Team	562	322	4,191	57.3	7.46	26	4.6	19	3.4	93t	60/411	82.2
Opponents	508	264	3,539	52.0	6.97	30	5.9	16	3.1	61t	39/295	81.0

### SACKS

Nunn 14, Harvey 6, Clasby 5, Alvord 2, Galloway 2, Junior 2, McDonald 2, Saddler 2, Bell 1, Curtis 1, Hunley 1, Noga 1.

Team 39 Opponents 60.

### RUSHING

	No.	Yds.	Avg.	Long	TD
Ferrell	202	924	4.6	47	7
S. Mitchell	164	726	4.4	47	4
Jordan	61	160	2.6	12	3
Stoudt	14	57	4.1	14	0
Lomax	17	55	3.2	13	1
Wolley	9	43	4.8	20	0
Horne	3	20	6.7	20	0
J.T. Smith	1	15	15.0	15	0
Novacek	1	10	10.0	10	0
Del Greco	1	8	8.0	8	0
Jeffery	3	8	2.7	9	0
Green	4	1	0.3	18	0
Team	480	2,027	4.2	47	15
Opponents	467	1,925	4.1	52	19

### RECEIVING

	No.	Yds.	Avg.	Long	TD
J. Smith	83	966	11.9	29	5
Green	68	1,097	16.1	52	7
Awalt	39	454	11.6	52t	4
Novacek	38	569	15.0	42t	4
Ferrell	38	315	8.3	30	2
S. Mitchell	25	214	8.6	28	1
Jones	23	496	21.6	93t	3
Jordan	4	24	6.0	12	0
Wolley	2	11	5.5	8	0
Moore	1	15	15.0	15	0
Holmes	1	10	10.0	10	0
Team	322	4,191	13.0	93t	26
Opponents	264	3,539	13.4	61t	30

### INTERCEPTIONS

	No.	Yds.	Avg.	Long	TD
Mack	3	33	11.0	12	0
Carter	3	0	0.0	0	0
McDonald	2	11	5.5	11	0
Lyles	2	0	0.0	0	0
Curtis	1	18	18.0	18	0
Le. Smith	1	15	15.0	15	0
Clasby	1	7	7.0	7	0
Junior	1	2	2.0	2	0
Young	1	2	2.0	2	0
R. Mitchell	1	0	0.0	0	0
Team	16	88	5.5	18	0
Opponents	19	264	13.9	39	0

### PUNT RETURNS

	Ret.	FC	Yds.	Avg.	Long	TD
Sikahema	33	8	341	10.3	28	0
J. Smith	17	2	119	7.0	15	0
Hunley	1	0	3	3.0	3	0
McAdoo	1	0	0	0.0	0	0
McDonald	0	1	0	0.0	0	0
Team	52	11	463	8.9	28	0
Opponents	41	11	416	10.1	63t	1

### KICKOFF RETURNS

	No.	Yds.	Avg.	Long	TD
Sikahema	23	475	20.7	39	0
McAdoo, T.B.	13	311	23.9	32	0
McAdoo, Phx.	9	203	22.6	32	0
Jones	11	147	13.4	22	0
S. Mitchell	10	221	22.1	41	0
Clark	2	10	5.0	7	0

### KICKOFF RETURNS (CONT.)

	No.	Yds.	Avg.	Long	TD
Ferrell	2	25	12.5	14	0
Jeffery	1	11	11.0	11	0
Phillips	1	4	4.0	4	0
Schillinger	1	10	10.0	10	0
Team	60	1,106	18.4	41	0
Opponents	65	1,379	21.2	92t	1

### PUNTING

	No.	Yds.	Avg.	TB	In20	Lg	Blk.
Horne	79	3,228	40.9	-9	16	66	1
Team	80	3,228	40.3	9	16	66	1
Opponents	83	3,414	41.1	10	18	62	0

### FIELD GOALS

	1-19	20-29	30-39	40-49	50+
Del Greco	1-1	4-6	3-3	3-9	1-2
Team	1-1	4-6	3-3	3-9	1-2
Opponents	0-0	5-6	4-5	4-11	0-0

Del Greco: (58N), (40N), (47G), (37G), (47N), (23G), ( ), (43G), (51G), (19G), (38G), (47N), (47N), ( ), (32G), (24G), (28G), ( ), (44N), (28N), ( ), (40G), (48N), (20G), (20N).  
Opponents: (42N), (47G), (49N), (34G), (47N), (44N), (25N), (47N), (20G), (46G), (23G), (38G), (42G), (27G), (30G), (39N), (40G), (39N), (40G), (46N), (37G), (28G), (21G), ( ), (49N).

### USUAL STARTING LINEUP

Offense	Defense
WR.....J.T. Smith	LE.....Rod Saddler
LT.....Luis Sharpe	David Galloway
LG.....Todd Peat	LT.....Bob Clasby
C.....Derak Kennard	RT.....Rod Saddler
RG.....Lance Smith	Steve Alvord
RT.....Tootie Robbins	RE.....Freddie Joe Nunn
TE.....Rob Awalt	LLB.....Anthony Ball
WR.....Roy Green	MLB.....Niko Noga
QB.....Neil Lomax	RCB.....E.J. Junior
RB.....Stump Mitchell	LCB.....Carl Carter
FB.....Earl Ferrell	RCB.....Cedric Mack
K.....Al Del Greco	S.....Tim McDonald
	FS.....Lonnie Young
	P.....Greg Horne

### NOTES

After 18 seasons in St. Louis (1960-87), Cards relocate to Arizona to play in Sun Devil Stadium at Arizona State University ... Hall of Famer Larry Wilson named vice president and general manager ... victories over three most recent Super Bowl champions—N.Y. Giants, Washington, and San Francisco—and 7-4 start (best since 1976) overshadowed by five consecutive losses to end season ... signature victory by overcoming 23-0 third-quarter deficit to down San Francisco 24-23 on a touchdown pass from QB Neil Lomax to WR Roy Green with three seconds left ... a national "Monday Night Football" audience and capacity Sun Devil Stadium crowd witness the Cards' inaugural regular-season game in Arizona, a 17-14 Dallas victory ... Cards gain first home victory in new venue with 30-21 upset of defending Super Bowl champion Washington Sept. 25.

### FINAL NFC EAST

#### STANDINGS

Team	W	L	T	Pct.	Pts.	OP
Philadelphia	10	6	0	.625	379	319
N.Y. Giants	10	6	0	.625	359	304
Washington	7	9	0	.438	345	387
Phoenix	7	9	0	.438	344	398
Dallas	3	13	0	.166	265	381

(All-Time Results continued on page 362)

(All-Time Results continued from page 361)

**1989 (5-11)**

**HEAD COACH GENE STALLINGS**

(11 GAMES)

**HEAD COACH HANK KUHLMANN**

(5 GAMES)

Sept. 10	At Detroit	W	16-13	36,735
Sept. 17	At Seattle	W	34-24	60,444
Sept. 24	At N.Y. Giants	L	7-35	75,742
Oct. 1	San Diego	L	13-24	44,201
Oct. 8	At Washington	L	28-30	53,335
Oct. 15	Philadelphia	L	5-17	42,620
Oct. 22	Atlanta	W	34-20	33,894
Oct. 29	At Dallas	W	19-10	44,431
Nov. 5	N.Y. Giants	L	13-20	46,588
Nov. 12	Dallas	W	24-20	49,657
Nov. 19	At L.A. Rams	L	14-37	53,176
Nov. 26	Tampa Bay	L	13-14	33,297
Dec. 3	Washington	L	10-29	38,870
Dec. 10	At L.A. Raiders	L	14-16	41,785
Dec. 17	Denver	L	0-37	56,071
Dec. 24	At Philadelphia	L	14-31	43,287
			258-377	

Home: 2-6 (345,198), Away: 3-5 (408,935).

**TEAM STATISTICS**

	Cards	Opp.
Total First Downs.....	263	329
Rushing.....	83	113
Passing.....	157	185
Penalty.....	22	31
Total Net Yards.....	4,641	5,877
Avg. Per Game.....	290.1	367.3
Total Plays.....	986	1,100
Avg. Per Play.....	4.7	5.3
Net Yards Rushing.....	1,361	2,302
Avg. Per Game.....	85.1	143.9
Total Rushes.....	407	539
Net Yards Passing.....	3,280	3,575
Avg. Per Game.....	205.0	223.4
Sacked/Yards Lost.....	56/379	30/219
Gross Yards.....	3,659	3,794
Att./Comp./Pct.....	523/279/53.3	531/286/53.9
Had Intercepted.....	30	16
Punts/Average.....	82/43.6	76/41.5
Penalties/Yards.....	113/856	106/916
Fumbles/Lost.....	24/14	18/11
Touchdowns.....	29	41
Rushing.....	10	12
Passing.....	17	24
Returns.....	2	5

**SCORE BY PERIOD**

	Q1	Q2	Q3	Q4	OT	Pts.
Team.....	43	76	51	88	0	258
Opponents.....	68	99	90	120	0	377

**SCORING**

	TD	R	P	R	PAT	FG	S	Pts.
Del Greco.....	0	0	0	28/29	18/26	0	0	82
Green.....	7	0	7	0	0	0	0	42
Ferrill.....	6	6	0	0	0	0	0	36
Smith, J.T.....	5	0	5	0	0	0	0	30
Jones.....	3	0	3	0	0	0	0	18
Jordan.....	2	2	0	0	0	0	0	12
Hogeboom.....	1	1	0	0	0	0	0	6
Holmes.....	1	0	1	0	0	0	0	6
McDonald.....	0	0	1	0	0	0	0	6
Novacek.....	1	0	1	0	0	0	0	6
Wolfey.....	1	1	0	0	0	0	0	6
Zordich.....	0	0	1	0	0	0	0	6
Wilson.....	0	0	0	0	0	0	1	2
Team.....	27	10	17	2	28/29	18/26	1	258
Opponents.....	36	12	24	5	40/41	29/40	2	377

**PASSING**

	Aff.	Comp.	Yds.	Comp. %	Yds./Att.	TD	TD%	Int.	Int. %	Long	Sack/Lost	Rating
Hogeboom.....	364	204	2,591	56.0	7.12	14	3.8	19	5.2	59	40/266	69.5
Tupa.....	134	65	973	48.5	7.26	3	2.2	9	6.7	77	14/94	52.2
Rosenbach.....	22	9	95	40.9	4.32	0	0.0	1	4.5	24	2/19	35.2
Awalt.....	1	0	0	0.0	0.00	0	0.0	0	100.0	0	0/0	0.0
Camarillo.....	1	1	0	100.0	0.00	0	0.0	0	0.0	0	0/0	79.2
Sikahema.....	1	0	0	0.0	0.00	0	0.0	0	0.0	0	0/0	39.6
Team.....	523	279	3,659	53.3	7.00	17	3.3	30	5.7	77	56/379	62.6
Opponents.....	531	286	3,794	53.9	7.15	24	4.5	16	3.0	75	30/219	79.2

**SACKS**

Harvey 7.0, Galloway 5.5, Nunn 5.0, Saddler 3.5, Bell 2.0, Clasby 2.0, Hill 1.0, Mack 1.0, Wahler 1.0, Wilson 1.0, Zordich 1.0.  
Team 30.0 Opponents 56.0

**RUSHING**

	No.	Yds.	Avg.	Long	TD
Ferrill.....	149	502	3.4	44	6
Jordan.....	83	211	2.5	15	2
Mitchell, S.....	43	165	3.8	14	0
Sikahema.....	38	145	3.8	27	0
Hogeboom.....	27	89	3.3	15	1
Tupa.....	15	75	5.0	13	0
Clark.....	10	42	4.2	9	0
Wolfey.....	13	36	2.8	5	1
Baker.....	20	31	1.6	6	0
Rosenbach.....	6	26	4.3	8	0
Smith, J.T.....	2	21	10.5	11	0
Jones.....	1	18	18.0	18	0
Team.....	407	1,361	3.3	44	10
Opponents.....	539	2,302	4.3	51	12

**RECEIVING**

	No.	Yds.	Avg.	Long	TD
Smith, J.T.....	62	778	12.5	31	5
Jones.....	45	638	14.2	72	3
Green.....	44	703	16.0	59	7
Awalt.....	33	360	10.9	28	0
Sikahema.....	23	245	10.7	37	0
Novacek.....	23	225	9.8	30	1
Ferrill.....	18	122	6.8	25	0
Holmes.....	13	271	20.8	77	1
Jordan.....	6	20	3.3	8	0
Wolfey.....	5	38	7.6	22	0
Baker.....	2	18	9.0	9	0
McConkey.....	2	18	9.0	10	0
Mitchell, S.....	1	10	10.0	10	0
Usher.....	1	8	8.0	8	0
Reeves.....	1	5	5.0	5	0
Team.....	279	3,659	13.1	77	17
Opponents.....	286	3,794	13.3	75	24

**INTERCEPTIONS**

	No.	Yds.	Avg.	Long	TD
McDonald.....	7	170	24.3	51	1
Mack.....	4	15	3.8	9	0
Downs.....	1	37	37.0	37	0
Young.....	1	32	32.0	32	0
Zordich.....	1	16	16.0	16	1
Wahler.....	1	5	5.0	5	0
Carter.....	1	0	0.0	0	0
Team.....	16	275	17.2	53	2
Opponents.....	30	327	10.9	59	3

**PUNT RETURNS**

	Ret.	FC	Yds.	Avg.	Long	TD
Sikahema.....	37	13	433	11.7	53	0
Usher(Phx.).....	1	0	10	10.0	10	0
Jones.....	1	0	13	13.0	13	0
McConkey.....	1	0	13	13.0	13	0
Team.....	40	13	469	11.7	53	0
Opponents.....	46	18	371	8.1	20	0

**KICKOFF RETURNS**

	No.	Yds.	Avg.	Long	TD
Sikahema.....	43	874	20.3	52	0
Usher(S.D./Phx.).....	27	506	18.7	33	0
Usher(Phx.).....	17	347	20.4	33	0
Baker.....	11	245	22.3	33	0
Jones.....	7	124	17.7	27	0
McConkey.....	2	40	20.0	21	0
Carr.....	1	15	15.0	15	0
Clark.....	1	0	0.0	0	0

**KICKOFF RETURNS (CONT.)**

	No.	Yds.	Avg.	Long	TD
Reeves.....	1	5	5.0	5	0
Team.....	83	1,650	19.9	52	0
Opponents.....	57	1,193	20.9	49	0

**PUNTING**

	No.	Yds.	Avg.	Net	TB	In20	Lg	Blk.
Tupa.....	6	280	46.7	39.8	0	2	51	0
Camarillo.....	76	3,298	43.4	37.5	6	21	58	0
Team.....	82	3,578	43.6	37.6	6	23	58	0
Opponents.....	76	3,155	41.5	33.8	6	22	64	1

**FIELD GOALS**

	1-19	20-29	30-39	40-49	50+
Del Greco.....	0-0	7-7	5-6	5-11	1-2
Team.....	0-0	7-7	5-6	5-11	1-2
Opponents.....	0-0	9-9	17-19	3-11	0-1
Del Greco: (29G, 23G, 33G) ( ), (47N), (36G, 33G), ( ), (41G), (50G, 22G), (40G, 25G, 31G, 42G), (37G, 42N, 46G), (44N, 41N, 45G), ( ), (21G, 28G, 47N), (50N, 27G), ( ), (39N, 45N).					
Opponents: (30G, 23G), (48N, 39G), (50N, 22G, 38G, 32G, 32G), (37G), (22G, 32G, 42N, 37G), (40N, 42G), (43N, 37G, 37G), (31N, 37G), (47N), (32G, 29G), (27G, 23G, 40G), ( ), (29G, 42G), (42N, 49N, 25G, 30G, 42N, 46G), (36G, 33G, 35G), (34N, 39G).					

**USUAL STARTING LINEUP**

Offense	Defense
WR.....J.T. Smith	LE.....Freddie Joe Nunn
LT.....Luis Sharpe	LT.....Rod Saddler
LG.....Mike Zandofsky	RT.....Jim Wahler
Joe Wolf	RE.....David Galloway
C.....Derek Kennard	Carl Wilson
RG.....Lance Smith	LLB.....Anthony Bell
RT.....Tootie Robbins	MLB.....Eric Hill
Joe Wolf	RLB.....Ken Harvey
TE.....Rob Awalt	LCB.....Cedric Mack
WR.....Ray Green	RCB.....Carl Carter
QB.....Gary Hogeboom	SS.....Tim McDonald
RB.....Tony Jordan	FS.....Michael Zordich
Stump Mitchell	Lonnie Young
FB.....Earl Ferrill	P.....Rich Camarillo
K.....Al Del Greco	

**NOTES**

After a 2-0 start and 5-5 mark after 10 games, Head Coach Gene Stallings resigns after 37-14 loss to L.A. Rams dips Cards' slate to 5-6 ... Cards lose next five games under interim head coach Hank Kuhlmann ... CB Neil Lomax forced to sidelines for entire season due to career-ending arthritic condition in left hip ... only four Cardinals start all 16 games as 21 players who started at least one game miss playing time ... Cards sweep first season series against Cowboys since 1970 with 19-10 win at Dallas and 24-20 victory in Arizona ... FB Ron Wolffey named to unprecedented fourth consecutive Pro Bowl for kamikaze-like play on special teams.

**FINAL NFC EAST STANDINGS**

Team	W	L	T	Pct.	Pts.	OP
N.Y. Giants.....	12	4	0	.750	348	252
Philadelphia.....	11	5	0	.688	342	274
Washington.....	10	6	0	.625	386	308
Phoenix.....	5	11	0	.313	258	377
Dallas.....	1	15	0	.063	204	393

\*Wild-card playoff qualifier

# CLUB HISTORY

## 1990 (5-11)

### HEAD COACH JOE BUGEL

Sept. 9	At Washington	L	0-31	52,649
Sept. 16	At Philadelphia	W	23-21	64,396
Sept. 23	At New Orleans	L	7-28	61,110
Sept. 30	Washington	L	10-38	49,303
Oct. 7	Open Date			
Oct. 14	Dallas	W	20-3	45,235
Oct. 21	At N.Y. Giants	L	19-20	76,518
Oct. 28	Chicago	L	21-31	71,233
Nov. 4	At Miami	L	3-23	54,924
Nov. 11	At Buffalo	L	14-45	74,904
Nov. 18	Green Bay	L	21-24	46,878
Nov. 25	New England	W	34-14	30,110
Dec. 2	Indianapolis	W	20-17	31,885
Dec. 9	At Atlanta	W	24-13	36,222
Dec. 16	At Dallas	L	10-41	60,190
Dec. 23	N.Y. Giants	L	21-24	41,212
Dec. 29	Philadelphia	L	21-23	31,796
				268-396

Home: 3-5 (347,652), Away: 2-6 (480,913)

### TEAM STATISTICS

	Cards	Opp.
Total First Downs	270	306
Rushing	115	140
Passing	135	146
Penalty	20	20
Total Net Yards	4,742	5,216
Avg. Per Game	296.4	326.0
Total Plays	935	959
Avg. Per Play	5.1	5.4
Net Yards Rushing	1,912	2,318
Avg. Per Game	119.5	144.9
Total Rushes	452	521
Net Yards Passing	2,833	2,898
Avg. Per Game	177.1	181.1
Sacked/Yards Lost	43/285	36/232
Gross Yards	3,118	3,130
Att./Comp./Pct.	439/238/54.2	402/233/55.0
Had Intercepted	18	16
Punts/Average	67/42.8	63/43.6
Penalties/Yards	96/883	96/834
Fumbles/Lost	25/14	28/11
Touchdowns	31	50
Rushing	13	20
Passing	16	29
Returns	2	1

### SCORE BY PERIOD

	Q1	Q2	Q3	Q4	OT	Pts.
Team	27	81	65	95	0	268
Opponents	88	113	79	116	0	396

### SCORING

	TD	R	P	R	PAT	FG	S	Pts.
Del Greco	0	0	0	0	31/31	17/27	0	82
Johnson	5	5	0	0	0/0	0/0	0	30
Green	4	0	4	0	0/0	0/0	0	24
Jones	4	0	4	0	0/0	0/0	0	24
Proehl	4	0	4	0	0/0	0/0	0	24
Thompson	4	4	0	0	0/0	0/0	0	24
Rosenbach	3	3	0	0	0/0	0/0	0	18
Flagler	2	1	1	0	0/0	0/0	0	12
J.T. Smith	2	0	2	0	0/0	0/0	0	12
Turner	2	0	2	0	0/0	0/0	0	12
Sharpe	1	0	1	0	0/0	0/0	0	6
Team	31	13	16	2	31/31	17/27	0	268
Opponents	50	20	29	1	48/50	16/20	0	396

### PASSING

	Att.	Comp.	Yds.	Comp. %	Yds./Att.	TD	TD%	Int.	Int. %	Long	Sack/Lost	Rating
Rosenbach	437	237	3,096	54.2	7.09	16	3.7	17	3.9	68†	43/285	72.8
Green	1	1	20	100.0	20.00	0	0.0	0	0.0	20	0/0	118.8
Johnson	1	0	0	0.0	0.00	0	0.0	1	100.0	0	0/0	0.0
Team	439	238	3,118	54.2	7.10	16	3.6	18	4.1	68†	43/285	71.9
Opponents	402	233	3,130	58.0	7.79	29	7.2	16	4.0	67†	36/232	90.3

### SACKS

Harvey 10.0, Nunn 9.0, Saddler 4.0, Bell 3.0, Jax 3.0, Wahler 2.5, Hill 1.5, Hairston 1.0, Mack 1.0, Osborne 1.0.

Team 36.0, Opponents 43.0

### RUSHING

	No.	Yds.	Avg.	Long	TD
Johnson	234	926	4.0	41	5
Rosenbach	86	470	5.5	25	3
Thompson	106	390	3.7	40	4
Flagler	13	85	6.5	29†	1
Jones	4	33	8.3	15	0
Sikahema	3	8	2.7	4	0
Proehl	1	4	4.0	4	0
J.T. Smith	1	4	4.0	4	0
Wolfey	2	3	1.5	2	0
Tupa	1	0	0.0	0	0
Camarillo	1	-11	-11.0	-11	0
Team	452	1,912	4.2	41	13
Opponents	521	2,318	4.4	43	20

### RECEIVING

	No.	Yds.	Avg.	Long	TD
Proehl	56	802	14.3	45†	4
Green	53	797	15.0	54	4
Jones	43	724	16.8	68†	4
Johnson	25	241	9.6	35	0
J.T. Smith	18	225	12.5	45†	2
Reeves	18	126	7.0	16	0
Flagler	13	130	10.0	21	1
Sikahema	7	51	7.3	13	0
Thompson	2	11	5.5	6	0
Jordan	2	10	5.0	6	0
Sharpe	1	1	1.0	1†	1
Team	238	3,118	13.1	68†	16
Opponents	233	3,130	13.4	67†	29

### INTERCEPTIONS

	No.	Yds.	Avg.	Long	TD
McDonald	4	63	15.8	38	0
Taylor	3	50	16.7	34	0
Mack	2	53	26.5	39	0
Young	2	8	4.0	5	0
Jax	2	5	2.5	4	0
Turner	1	70	70.0	47†	2
Zordich	1	25	25.0	25	0
Bell	1	0	0.0	0	0
Team	16	274	17.1	47†	2
Opponents	18	201	11.2	57†	1

### PUNT RETURNS

	Ret.	FC	Yds.	Avg.	Long	TD
Sikahema	36	6	306	8.5	20	0
J.T. Smith	3	0	34	11.3	16	0
Proehl	1	1	2	2.0	2	0
Team	40	7	342	8.6	20	0
Opponents	41	11	258	6.3	27	0

### KICKOFF RETURNS

	No.	Yds.	Avg.	Long	TD
Sikahema	27	544	20.1	32	0
Centers	16	272	17.0	26	0
Flagler	10	167	16.7	27	0
Proehl	4	53	13.3	15	0
Jax	2	17	8.5	9	0
Green	1	15	15.0	15	0
Team	60	1,068	17.8	32	0
Opponents	56	1,060	18.9	39	0

### PUNTING

	No.	Yds.	Avg.	Net	TB	In20	Lg	Blk.
Camarillo	67	2,865	42.8	37.4	5	16	63	0
Team	67	2,865	42.8	37.4	5	16	63	0
Opponents	63	2,747	43.6	36.3	6	16	60	0

### FIELD GOALS

	1-19	20-29	30-39	40-49	50+										
Del Greco	1-1	4-4	7-10	3-6	2-6										
Team	1-1	4-4	7-10	3-6	2-6										
Opponents	2-2	7-7	3-3	4-6	0-2										
Del Greco: ( )	( )	(25G, 50G, 42G)	(37N, 52N)	(32G, 28G, 28G)	(39G, 18G, 34G, 45G)	(38N, 52N, 44G)	( )	(58N, 50N, 29G, 50G)	(32G, 39G)	(37G, 40N, 48N)	(38G)	(47N, 30N)			
Opponents: (29G)	( )	( )	(45N, 26G)	(37G)	(34G, 56N, 40G)	(33G)	(19G, 21G, 19G)	(25G)	(21G)	( )	(49G, 52N)	(42G, 24G)	( )	(27G, 48N)	(44G)

### USUAL STARTING LINEUP

Offense	Defense
WR ... J.T. Smith	LE ... Freddie Joe Nunn
LT ... Ernie Jones	NG ... Jim Wahler
LG ... Derek Kernard	RE ... Rod Saddler
C ... Bill Lewis	LOLB ... Anthony Bell
RG ... Lance Smith	LILB ... Garth Jax
RT ... Tootie Robbins	ROLB ... Eric Hill
TE ... Walter Reeves	RILB ... Ken Harvey
WR ... Roy Green	LCB ... Jay Taylor
QB ... Timm Rosenbach	RCB ... Cedric Mack
H-B ... Tim Jordan	SS ... Tim McDonald
RB ... Johnny Johnson	FS ... Lonnie Young
K ... Al Del Greco	P ... Rich Camarillo

### NOTES

Long-time Washington Redskin offensive line coach Joe Bugel named head coach ... team moves into 94,000-square-foot training facility in south Tempe, Arizona ... despite Cards' 5-11 mark, rookie RB Johnny Johnson earns Pro Bowl berth and second-year QB Timm Rosenbach takes all 1,001 snaps from center ... new WR Ricky Proehl catches 56 passes to become first rookie to lead Cards in receiving in 40 years ... franchise-record crowd of 71,233 sees Cards fall 31-21 to Chicago Bears on Oct. 28 ... WR Roy Green becomes club's franchise leader with career total of 522 pass receptions for 8,497 yards.

### FINAL NFC EAST STANDINGS

Team	W	L	T	Pct.	Pts.	OP
N.Y. Giants	13	3	0	.813	335	21
Philadelphia*	10	6	0	.625	396	29
Washington†	10	6	0	.625	381	301
Dallas	7	9	0	.438	244	308
Phoenix	5	11	0	.313	268	396

\*Wild-card playoff qualifiers

(All-Time Results continued on page 364)



(All-Time Results continued from page 363)

## 1991 (4-12)

## HEAD COACH JOE BUGEL

Sept. 1	At L.A. Rams	W	24-14	47,069
Sept. 8	At Philadelphia	W	26-10	63,818
Sept. 15	At Washington	L	0-34	54,862
Sept. 22	Dallas	L	9-17	68,814
Sept. 29	New England	W	24-10	26,043
Oct. 6	At N.Y. Giants	L	9-20	75,891
Oct. 13	At Minnesota	L	7-34	51,209
Oct. 20	Atlanta	W	16-10	29,804
Oct. 27	Minnesota	L	0-28	45,447
Nov. 3	At Dallas	L	7-27	61,190
Nov. 10	N.Y. Giants	L	14-21	50,048
Nov. 17	At S.F.	L	10-14	50,180
Nov. 24	Philadelphia	L	14-34	32,568
Dec. 1	Open Date			
Dec. 8	Washington	L	14-20	48,373
Dec. 15	At Denver	L	19-24	74,098
Dec. 22	New Orleans	L	3-27	30,928

196-344

Home: 2-6 (332,025) Away: 2-6 (478,117)

## TEAM STATISTICS

	Cards	Opp.
Total First Downs	237	301
Rushing	73	132
Passing	143	156
Penalty	21	13
Total Net Yards	3,962	5,052
Avg. Per Game	247.6	315.8
Total Plays	926	965
Avg. Per Play	4.3	5.2
Net Yards Rushing	1,295	2,136
Avg. Per Game	80.9	133.5
Total Rushes	391	493
Net Yards Passing	2,667	2,916
Avg. Per Game	166.7	182.3
Sacked/Yards Lost	43/372	25/153
Gross Yards	3,039	3,069
Att./Comp./Pct.	492/254/51.6	447/268/60.0
Had Intercepted	25	17
Punts/Average	77/44.7	71/45.2
Penalties/Yards	78/661	94/734
Fumbles/Lost	31/14	37/21
Touchdowns	19	43
Rushing	6	27
Passing	10	12
Returns	3	4

## SCORE BY PERIOD

	Q1	Q2	Q3	Q4	OT	Pts.
Team	43	66	32	53	0	196
Opponents	93	87	184	80	0	344

## SCORING

	TD	R	P	R	PAT	FG	S	Pts.
G. Davis	0	0	0	0	19/19	21/30	0	82
Johnson	6	4	2	0	0/0	0/0	0	36
E. Jones	4	4	0	0	0/0	0/0	0	24
Proehl	2	0	0	0	0/0	0/0	0	12
E. Hill	0	0	0	1	0/0	0/0	0	6
R. Hill	1	0	1	0	0/0	0/0	0	6
Lynch	0	0	0	1	0/0	0/0	0	6
Saddler	0	0	0	1	0/0	0/0	0	6
Thompson	1	1	0	0	0/0	0/0	0	6
Tupa	1	1	0	0	0/0	0/0	0	6
W. Williams	1	0	1	0	0/0	0/0	0	6
Team	16	6	10	3	19/19	21/30	0	196
Opponents	39	27	12	4	41/43	15/23	0	344

## PASSING

	Att.	Comp.	Yds.	Comp. %	Yds./Att.	TD	TD%	Int.	Int. %	Long	Sack/Lost	Rating
Tupa	315	165	2,053	52.3	6.5	6	1.9	13	4.1	62	25/200	62.0
Gelbaugh	118	61	674	51.6	5.7	3	2.5	10	8.4	34+	9/90	42.1
Chandler	50	25	289	50.0	5.7	1	2.0	2	4.0	45+	7/58	57.8
Kupp	7	3	23	42.9	3.2	0	0.0	0	0.0	11	2/23	51.5
Thompson	1	0	0	0.0	0.0	0	0.0	0	0.0	0	0/0	39.6
Total	491	254	3,039	51.6	6.1	10	2.0	25	5.0	62	43/372	56.4
Opponent	447	268	3,069	60.0	6.8	12	2.7	17	3.8	43	25/153	73.8

## KICKS

Harvey R, Nunn 7, Swann 4, Faulkner 2, Braxton 1, E Hill 1, Wahler 1.

Team 25, Opponents 43.

## RUSHING

	No.	Yds.	Avg.	Long	TD
Johnson	196	666	3.4	21	4
Thompson	126	376	3.0	22	1
Chandler	26	111	4.3	12	0
Chandler(Phx)	8	32	4.0	12	0
Tupa	28	97	3.5	17	1
Centers	14	44	3.1	8	0
E. Jones	5	24	4.8	9	0
Gelbaugh	9	23	2.6	13	0
Proehl	3	21	7.0	17	0
Flagler	1	7	7.0	7	0
Kupp	1	5	5.0	5	0
Team	391	1,295	3.3	22	6
Opponents	493	2,136	4.3	60†	27

## RECEIVING

	No.	Yds.	Avg.	Long	TD
E. Jones	61	957	15.7	53	4
Proehl	55	766	13.9	62†	2
R. Hill	43	495	11.5	31†	1
Johnson	29	225	7.8	51†	2
Centers	19	176	9.3	23	0
Jackson	15	127	8.5	19	0
Jackson	8	108	13.5	30	0
Flagler	8	65	10.6	17	0
Reeves	8	45	5.6	13	0
Thompson	7	52	7.4	14	0
W. Williams	1	3	3.0	3†	1
Team	254	3,039	12.0	62†	10
Opponents	268	3,069	11.5	43	12

## INTERCEPTIONS

	No.	Yds.	Avg.	Long	TD
McDonald	4	63	15.8	36	0
A. Williams	6	60	10.0	32	0
McDonald	5	36	7.2	13	0
Lynch	3	59	19.7	35†	1
Zordich	1	27	27.0	27	0
Duerson	1	5	5.0	5	0
Fain (Cin-Phx.)	1	1	1.0	1	0
Fain (Phx.)	0	0	0	0	0
Patterson	1	0	0	0	0
Team	17	187	11.0	35†	1
Opponents	25	399	16.0	79	1

## PUNT RETURNS

	Ret.	FC	Yds.	Avg.	Long	TD
Jackson	31	3	244	7.9	19	0
Centers	5	2	30	6.0	12	0
Proehl	4	0	26	6.5	14	0
Edwards	1	1	7	7.0	7	0
Team	41	6	307	7.5	19	0
Opponents	48	12	313	6.5	24	0

## KICKOFF RETURNS

	No.	Yds.	Avg.	Long	TD
Centers	16	330	20.6	39	0
Edwards	13	261	20.1	36	0
Flagler	12	208	17.3	32	0
R. Hill(Miami)	9	146	16.2	33	0
R. Hill (Phx.)	8	113	14.1	25	0
Jackson	2	41	20.5	21	0
Lomack	1	19	19.0	19	0
Team	52	972	18.7	39	0
Opponents	42	958	22.8	99†	1

## PUNTING

	No.	Yds.	Avg.	Net	TB	In20	Lg	Blk.
Camanillo	76	3,445	45.3	38.9	7	19	60	1
Team	77	3,445	44.7	38.9	7	19	60	1
Opponents	71	3,207	45.2	37.7	11	24	65	0

## FIELD GOALS

	1-19	20-29	30-39	40-49	50+
G. Davis	0-0	6-6	7-7	5-10	3-7
Team	0-0	6-6	7-7	5-10	3-7
Opponents	1-1	6-6	3-4	5-11	0-1
G. Davis:	(52N, 32G), (52G, 28G, 22G, 42G), (54N), (49N, 32G, 32G, 29G), (42N, 47G), (52G, 41N, 40G, 29G), (54N), (29G, 51G, 49G, 44N), ( ), ( ), ( ), (35G), (43N), ( ), (52N, 33G, 45G, 28G, 38G), (38G).				
Opponents:	( ), (47G, 47N), (44N, 29G, 46G), (48N, 52N, 45N, 41G), (38N, 39G), (42G, 27G), ( ), (28G), ( ), (36G, 27G), ( ), (45N), ( ), (42N, 42G, 27G), (18G), (27G, 39G).				

## USUAL STARTING LINEUP

Offense	Defense
WR.....Ernie Jones	LE.....Jeff Faulkner
LT.....Luis Sharpe	NG.....Jim Wahler
LG.....Joe Wolf	RE.....Craig Patterson
.....Vernice Smith	LOLB.....Freddie Joe Nunn
C.....Bill Lewis	LILB.....Garth Jax
RG.....Lance Smith	RILB.....Eric Hill
RT.....Toclie Robbins	ROLB.....Ken Harvey
TE.....Walter Reeves	LCB.....Aeneas Williams
WR.....Ricky Proehl	.....Lorenzo Lynch
QB.....Tom Tupa	RCB.....Lorenzo Lynch
H-B.....Tim Jordan	.....Aeneas Williams
RB.....Johnny Johnson	SS.....Tim McDonald
K.....Greg Davis	FS.....Michael Zordich
	P.....Rich Camanillo

## NOTES

Encouragement from 4-0 preseason record and 2-0 start to regular season quickly dissipates as Cards drop 12 of next 14 games to finish 4-12, the most losses in franchise history ... **OB Timm Rosenbach** suffers ruptured anterior cruciate ligament in right knee in non-contact drill during evening practice Aug. 21 and misses season after reconstructive surgery ... Cards gamble in first round of NFL Draft by selecting **DT Eric Swann** despite no college playing experience ... little-known Southern University walk-on **CB Aeneas Williams**, picked in third round, starts 15 of 16 games and his six interceptions share NFL lead, making him the first rookie cornerback to achieve the feat since the Cowboys' **Everson Walls** (11) in 1991 ... **LB Eric Hill** returns a fumble 65 yards for a touchdown in season-opener at L.A. Rams Sept. 1, one of a team-record five Card fumble recoveries.

## FINAL NFC EAST

## STANDINGS

Team	W	L	T	Pct.	Pts.	OP
Washington	14	2	0	87.5	485	224
Dallas*	11	5	0	68.8	342	310
Philadelphia	10	6	0	62.5	265	244
N.Y. Giants	8	8	0	50.0	261	291
Phoenix	4	12	0	25.0	196	344

\*Top NFC playoff seed

\*Wild-card playoff qualifiers



(All-Time Results continued from page 365)

**1993 (7-9)**  
**HEAD COACH JOE BUGEL**

Sept. 5	At Philadelphia	L	17-23	59,831
Sept. 12	At Washington	W	17-10	53,525
Sept. 19	Dallas	L	10-17	73,025
Sept. 26	At Detroit	L	20-26	57,180
Oct. 3	Open Date			
Oct. 10	New England	L	21-23	36,113
Oct. 17	Washington	W	36-6	48,145
Oct. 24	At S.F.	L	14-28	62,020
Oct. 31	New Orleans	L	17-20	36,778
Nov. 7	Philadelphia	W	16-3	41,834
Nov. 14	At Dallas	L	15-20	64,224
Nov. 21	Open Date			
Nov. 28	At N.Y. Giants	L	17-19	59,979
Dec. 5	L.A. Rams	W	39-10	33,964
Dec. 12	Detroit	L	14-21	39,393
Dec. 19	At Seattle (OT)	W	30-27	45,737
Dec. 26	N.Y. Giants	W	17-6	53,414
Jan. 2	At Atlanta	W	27-10	44,380

Home: 4-4 (362,466). Away: 3-5 (446,856).

**TEAM STATISTICS**

<b>Total First Downs</b> .....	<b>295</b>	<b>Opp. 278</b>
Rushing.....	107	106
Passing.....	173	158
Penalty.....	15	14
<b>Total Net Yards</b> .....	<b>5,213</b>	<b>5,167</b>
Avg. Per Game.....	325.5	322.9
Total Plays.....	1,007	962
Avg. Per Play.....	5.2	5.4
<b>Net Yards Rushing</b> .....	<b>1,809</b>	<b>1,861</b>
Avg. Per Game.....	113.1	116.3
Total Rushes.....	452	433
<b>Net Yards Passing</b> .....	<b>3,404</b>	<b>3,306</b>
Avg. Per Game.....	212.8	206.6
Sacked/Yards Lost.....	33/231	34/205
Gross Yards.....	3,635	3,511
Att./Comp./Pct. 522/310/59.4	495/281/56.8	
Had Intercepted.....	20	9
<b>Punts/Average</b> .....	<b>73/43.7</b>	<b>78/42.7</b>
<b>Penalties/Yards</b> .....	<b>77/644</b>	<b>95/730</b>
<b>Fumbles/Lost</b> .....	<b>23/11</b>	<b>27/17</b>
<b>Touchdowns</b> .....	<b>37</b>	<b>27</b>
Rushing.....	12	13
Passing.....	21	14
Returns.....	4	0

**SCORE BY PERIOD**

	Q1	Q2	Q3	Q4	OT	Pts.
Team	54	99	79	92	3	326
Opponents	58	84	53	74	0	269

**Scoring**

	T	R	P	R	PAT	FG	S	Pts.
G. Davis	0	0	0	0	37/37	21/28	0	100
Moore	9	9	0	0	0/0	0/0	0	54
Proehl	7	0	7	0	0/0	0/0	0	42
Clark	4	0	4	0	0/0	0/0	0	24
R. Hill	4	0	4	0	0/0	0/0	0	24
Centers	3	0	3	0	0/0	0/0	0	18
Bailey	2	1	0	1	0/0	0/0	0	12
Williams	2	0	2	0	0/0	0/0	0	12
Blount	1	1	0	0	0/0	0/0	0	6
Edwards	1	0	1	0	0/0	0/0	0	6
Hearst	1	1	0	0	0/0	0/0	0	6
Lynch	1	0	1	0	0/0	0/0	0	6
Reeves	1	0	1	0	0/0	0/0	0	6
Rolle	1	0	1	0	0/0	0/0	0	6
Swann	0	0	0	0	0/0	0/0	1	2
<b>Team</b>	<b>37</b>	<b>12</b>	<b>21</b>	<b>4</b>	<b>37/37</b>	<b>21/28</b>	<b>2</b>	<b>326</b>
<b>Opponents</b>	<b>27</b>	<b>13</b>	<b>14</b>	<b>0</b>	<b>27/27</b>	<b>26/35</b>	<b>1</b>	<b>269</b>

**PASSING**

	Att.	Comp.	Yds.	Comp. %	Yds./Att.	TD	TD%	Int.	Int. %	Long	Sack/Lost	Rating
Beuerlein	418	258	3,164	61.7	7.57	18	4.3	17	4.1	651	29/206	82.5
Chandler	103	52	471	50.5	4.57	3	2.9	2	1.9	271	4/25	64.8
Hearst	1	0	0	0.0	0.00	0	0.0	1	100.0	0	0/0	0.0
<b>Team</b>	<b>522</b>	<b>310</b>	<b>3,635</b>	<b>59.4</b>	<b>6.96</b>	<b>21</b>	<b>4.0</b>	<b>20</b>	<b>3.8</b>	<b>651</b>	<b>33/231</b>	<b>78.0</b>
<b>Opponents</b>	<b>495</b>	<b>281</b>	<b>3,511</b>	<b>56.8</b>	<b>7.09</b>	<b>14</b>	<b>2.8</b>	<b>9</b>	<b>1.8</b>	<b>86</b>	<b>34/205</b>	<b>80.8</b>

**SACKS**

Harvey 9.5, Nunn 6.5, Swann 3.5, Bankston 3, Booty 3, M. Jones 3, Stowe 1.5, R. Davis 1, E. Hill 1, Lynch 1, Oldham 1.

Team 34.0, Opponents 33.0

**RUSHING**

	No.	Yds.	Avg.	Long	TD
Moore	263	1,018	3.9	20	9
Hearst	76	264	3.5	57	1
Bailey	49	253	5.2	31	1
Centers	25	152	6.1	33	0
Proehl	8	47	5.9	17	0
Beuerlein	22	45	2.0	20	0
Blount	5	28	5.6	7	1
Chandler	3	2	0.7	1	0
Camarillo	1	0	0.0	0	0
<b>Team</b>	<b>452</b>	<b>1,809</b>	<b>4.0</b>	<b>57</b>	<b>12</b>
<b>Opponents</b>	<b>433</b>	<b>1,861</b>	<b>4.3</b>	<b>48</b>	<b>13</b>

**RECEIVING**

	No.	Yds.	Avg.	Long	TD
Centers	66	603	9.1	29	3
Proehl	65	877	13.5	51	7
Clark	63	818	13.0	55	4
R. Hill	35	519	14.8	58	4
Bailey	32	243	7.6	30	0
Edwards	13	326	25.1	65	1
Rolle	10	67	6.7	22	1
Reeves	9	67	7.4	18	1
Hearst	6	18	3.0	9	0
Blount	5	36	7.2	9	0
Ware	3	45	15.0	27	0
Moore	3	16	5.3	6	0
<b>Team</b>	<b>310</b>	<b>3,635</b>	<b>11.7</b>	<b>65</b>	<b>21</b>
<b>Opponents</b>	<b>281</b>	<b>3,511</b>	<b>12.5</b>	<b>86</b>	<b>14</b>

**INTERCEPTIONS**

	No.	Yds.	Avg.	Long	TD
Lynch	3	13	4.3	13	0
Williams	2	87	43.5	46	1
Booty	2	24	12.0	19	0
Oldham	1	0	0.0	0	0
Zordich	1	0	0.0	0	0
<b>Team</b>	<b>9</b>	<b>124</b>	<b>13.8</b>	<b>46</b>	<b>1</b>
<b>Opponents</b>	<b>20</b>	<b>143</b>	<b>7.2</b>	<b>37</b>	<b>0</b>

**PUNT RETURNS**

	Ret.	FC	Yds.	Avg.	Long	TD
Bailey	35	5	282	8.1	58	1
Blount	9	3	90	10.0	25	0
Edwards	3	3	12	4.0	11	0
<b>Team</b>	<b>47</b>	<b>11</b>	<b>384</b>	<b>8.2</b>	<b>58</b>	<b>1</b>
<b>Opponents</b>	<b>30</b>	<b>19</b>	<b>267</b>	<b>8.9</b>	<b>33</b>	<b>0</b>

**KICKOFF RETURNS**

	No.	Yds.	Avg.	Long	TD
Bailey	31	699	22.5	48	0
Blount	8	163	20.4	27	0
Edwards	3	51	17.0	20	0
Lofton	1	18	18.0	18	0
Smith	1	11	11.0	11	0
Moore	1	9	9.0	9	0
<b>Team</b>	<b>45</b>	<b>951</b>	<b>21.1</b>	<b>48</b>	<b>0</b>
<b>Opponents</b>	<b>51</b>	<b>994</b>	<b>19.5</b>	<b>61</b>	<b>0</b>

**PUNTING**

	No.	Yds.	Avg.	Net	TB	In20	Lg	Bk.
Camarillo	73	3,189	43.7	37.8	8	23	61	0
<b>Team</b>	<b>73</b>	<b>3,189</b>	<b>43.7</b>	<b>37.8</b>	<b>8</b>	<b>23</b>	<b>61</b>	<b>0</b>
<b>Opponents</b>	<b>78</b>	<b>3,333</b>	<b>42.7</b>	<b>36.8</b>	<b>4</b>	<b>23</b>	<b>62</b>	<b>1</b>

**FIELD GOALS**

	1-19	20-29	30-39	40-49	50+
G. Davis	1-1	11-11	1-1	4-10	4-5
<b>Team</b>	<b>1-1</b>	<b>11-11</b>	<b>1-1</b>	<b>4-10</b>	<b>4-5</b>
<b>Opponents</b>	<b>1-1</b>	<b>11-12</b>	<b>1-1</b>	<b>6-9</b>	<b>1-3</b>
G. Davis: (24G), (53G, 47N), (20G), (54G, 30G), ( ), (23G, 45G), ( ), (28G, 49N), (23G, 20G), (40N), (19G, 47G), (47G), (27G), (44B), (41B, 50G, 55G, 41G), (53N, 20G), (29G, 20G).					
<b>Opponents:</b> (32N), (23G), (23G, 50N), (44G, 22G, 33G, 43N, 38G, 43B), (37N, 29G, 23G, 31G), (43G, 38G), ( ), (48G, 38G), (27G, 27N), (44G, 43G), (22G, 37G, 22G, 54G), (22G, 56B), ( ), (37G, 47G, 39N), (19G, 22G, 42N), (24G).					

**USUAL STARTING LINEUP**

<b>Offense</b>		<b>Defense</b>	
WR.....	Gary Clark	LE.....	Michael Bankston
	Randal Hill		Freddie Joe Nunn
LT.....	Luis Sharpe	LT.....	Eric Swann
LG.....	Mark May	RT.....	Keith Rucker
	Joe Wolf	RE.....	Reuben Davis
RC.....	Ed Cunningham		Freddie Joe Nunn
CG.....	Lance Smith	ILB.....	Eric Hill
RT.....	Rick Cunningham	ILB.....	Tyrone Stowe
TE.....	Walter Reeves		Ken Harvey
WR.....	Ricky Proehl	LCB.....	Aeneas Williams
QB.....	Steve Beuerlein	RCB.....	Robert Massey
H-B.....	Larry Centers	S.....	Dave Duerson
	Butch Rolle		Lorenzo Lynch
RB.....	Ronald Moore	SS.....	John Booty
	Garrison Hearst	FS.....	Chuck Cecil
K.....	Greg Davis		Lorenzo Lynch
		P.....	Rich Camarillo

**NOTES**

A 5-3 record and three consecutive victories to finish season 7-9 are not enough to save Head Coach Joe Bugel's job ... rushing offense improves from 26th (1992) to sixth overall and scoring jumps from 24th to fourth ... defensively, six opponents held to 10 points or less, a Cardinal first since 1936 ... first-round draft pick RB Garrison Hearst suffers season-ending knee injury in sixth game ... Pittsburgh (Kan.) State rookie RB Ronald Moore rushes for 1,018 yards and leads all NFL rookies with nine touchdowns ... Moore becomes only fifth rookie in NFL history to tally four rushing touchdowns in one game (vs. L.A. Rams, Dec. 5) ... franchise-record crowd of 73,025 sets Cards lose 17-10 to Dallas on Sept. 19 ... Cards snap 14-game losing streak at R.F.K. Stadium with a 17-10 victory Sept. 12, their first success at Washington since 1978.

**FINAL NFC EAST STANDINGS**

<b>Team</b>	W	L	T	Pct.	Pts.	OP
Dallas#	12	4	0	.750	376	229
N.Y. Giants#	11	5	0	.688	288	205
Philadelphia	8	8	0	.500	293	315
Phoenix	7	9	0	.438	326	269
Washington	4	12	0	.250	230	345

#Top NFC playoff seed

\*Wild-card playoff qualifier



(All-Time Results continued from page 367)

1995 (4-12)

HEAD COACH BUDDY RYAN

Sept. 3	At Washington	L	7-27	52,371
Sept. 10	Philadelphia	L	19-31	45,004
Sept. 17	At Detroit	W	20-17	56,727
Sept. 24	At Dallas	L	20-34	64,560
Oct. 1	Kansas City	L	3-24	50,211
Oct. 8	At N.Y. Giants (OT)	L	21-27	68,463
Oct. 15	Washington	W	24-20	42,370
Oct. 22	Open Date			
Oct. 29	Seattle (OT)	W	20-14	39,600
Nov. 5	At Denver	L	6-38	71,488
Nov. 12	Minnesota (OT)	L	24-30	51,342
Nov. 19	At Carolina	L	7-27	49,582
Nov. 26	Atlanta (OT)	W	40-37	35,147
Nov. 30	N.Y. Giants	L	6-10	44,246
Dec. 9	At San Diego	L	25-28	55,258
Dec. 17	At Philadelphia	L	20-21	62,076
Dec. 25	Dallas	L	13-37	72,494
			275-422	

Home: 3-5 (380,314), Away: 1-7 (482,885).

TEAM STATISTICS

	Cards	Opp.
Total First Downs	285	310
Rushing	65	105
Passing	184	180
Penalty	36	25
Total Net Yards	4,866	5,704
Avg. Per Game	304.1	356.5
Total Plays	1,002	995
Avg. Per Play	4.9	5.7
Net Yards Rushing	1,363	2,249
Avg. Per Game	85.2	140.6
Total Rushes	387	503
Net Yards Passing	3,503	3,455
Avg. Per Game	218.9	215.9
Sacked/Yards Lost	55/390	31/200
Gross Yards	3,893	3,655
Att./Comp./Pct.	560/327/58.4	461/264/57.3
Had Intercepted	24	19
Punts/Average	72/43.8	62/43.5
Penalties/Yards	119/835	117/860
Fumbles/Lost	41/19	39/23
Touchdowns	26	53
Rushing	3	14
Passing	17	33
Returns	6	6

SCORE BY PERIOD

	Q1	Q2	Q3	Q4	OT	Pts.
Team	35	108	53	70	9	275
Opponents	75	136	109	90	12	422

SCORING

	TD	R	P	R	PAT	FG	S	Pts.
G. Davis	0	0	0	0	19/19	30/39	0	109
Moore	5	0	5	0	0/0	0/0	0	32
Centers	4	2	2	0	0/0	0/0	0	24
Williams	3	0	3	0	0/0	0/0	0	18
Sanders	2	0	2	0	0/0	0/0	0	16
Edwards	2	0	2	0	0/0	0/0	0	12
Gaines	2	0	2	0	0/0	0/0	0	12
Hearst	2	1	1	0	0/0	0/0	0	12
McBride	2	0	2	0	0/0	0/0	0	12
Anderson	1	0	1	0	0/0	0/0	0	10
Lynch	1	0	0	1	0/0	0/0	0	6

PASSING

	Att.	Comp.	Yds.	Comp. %	Yds./Att.	TD	TD%	Int.	Int. %	Long	Sack/Lost	Rating
Krieg	521	304	3,554	58.3	6.82	16	3.1	21	4.0	48	53/380	72.6
Buck	32	20	271	62.5	8.47	1	3.1	0	0.0	28	2/10	99.9
Case	2	1	19	50.0	9.50	0	0.0	1	50.0	19	0/0	43.8
Hearst	2	1	16	50.0	8.00	0	0.0	0	0.0	16	0/0	77.1
Moore	2	1	33	50.0	16.50	0	0.0	1	50.0	33	0/0	56.3
Centers	1	0	0	0.0	0.00	0	0.0	1	100.0	0	0/0	0.0
Team	560	327	3,893	58.4	6.95	17	3.0	24	4.3	48	55/390	72.0
Opponents	461	264	3,655	57.3	7.93	33	7.2	19	4.1	73t	31/200	89.5

SCORING (CONT.)

	TD	R	P	R	PAT	FG	S	Pts.
McCants	1	0	0	1	0/0	0/0	0	6
Simmons	1	0	0	1	0/0	0/0	0	6
Team	26	3	17	6	19/19	30/39	0	275
Opponents	53	14	33	6	50/51	18/25	0	422

Two-Point Conversions: Anderson 2, Anderson 2, Moore 1.  
Team 5-6, Opponents 0-0

SACKS

Simmons 11, Swann 8.5, Bankston 2.0, Hill 2.0, Hoage 1.0, Irving 1.0, Joyner 1.0, Miller 1.0, Lynch 1.0, Wilson 1.0, Alexander 0.5, C. Brown 0.5, McCants 0.5.  
Team 31.0, Opponents 55.0

RUSHING

	No.	Yds.	Avg.	Long	TD
Hearst	284	1,070	3.8	38	1
Centers	78	254	3.3	20	2
Krieg	19	29	1.5	17	0
Case	1	4	4.0	4	0
Feagles	2	4	2.0	4	0
Lassiter	1	1	1.0	1	0
Sanders	1	1	1.0	1	0
Buck	1	0	0.0	0	0
Johnson	2	-2	-1.0	0	0
Team	387	1,363	3.5	38	3
Opponents	503	2,249	4.5	76t	14

RECEIVING

	No.	Yds.	Avg.	Long	TD
Centers	101	962	9.5	32	2
Moore	63	907	14.4	45	5
Sanders	52	883	17.0	48	2
Edwards	29	417	14.4	28t	2
Hearst	29	243	8.4	39	1
Gaines	14	117	8.4	22t	2
McBride	13	112	8.6	24	2
Dowdell	10	96	9.6	23	0
Reeves	6	62	10.3	22	0
Fann	5	41	8.2	13	0
Anderson	3	34	11.3	18	1
Samuels	2	19	9.5	12	0
Team	327	3,893	11.9	48	17
Opponents	264	3,655	13.8	73t	33

INTERCEPTIONS

	No.	Yds.	Avg.	Long	TD
Williams	6	86	14.3	48t	2
Joyner	3	9	3.0	11	0
Hunter	2	21	10.5	21	0
Alexander	2	14	7.0	14	0
Hoage	2	0	0.0	0	0
Lynch	1	72	72.0	72t	1
Bankston	1	28	28.0	28	0
Simmons	1	25	25.0	25	1
Paul	1	4	4.0	4	0
Team	19	259	13.6	72t	4
Opponents	24	307	12.8	58t	4

PUNT RETURNS

	Ret.	FC	Yds.	Avg.	Long	TD
Edwards	18	11	131	7.3	16	0
Reeves	4	0	41	10.3	14	0
Dowdell	1	0	0	0.0	0	0
Team	23	11	172	7.5	16	0
Opponents	32	14	242	7.6	25	0

KICKOFF RETURNS

	No.	Yds.	Avg.	Long	TD
Terry	37	808	21.8	53	0
Dowdell	18	344	19.1	28	0
Johnson(NFL)	11	259	23.5	70	0
Johnson(AZ)	11	259	23.5	70	0
Edwards	3	50	16.7	24	0

KICKOFF RETURNS (CONT.)

	No.	Yds.	Avg.	Long	TD
Higgs	2	26	13.0	17	0
Anderson	1	17	17.0	17	0
Centers	1	15	15.0	15	0
Team	73	1,519	20.8	70	2
Opponents	65	1,593	24.5	92t	2

PUNTING

	No.	Yds.	Avg.	Net	Bk	In20	Lg	Pk
Feagles	72	3,150	43.8	38.2	8	20	60	0
Team	72	3,150	43.8	38.2	8	20	60	0
Opponents	62	2,694	43.5	38.1	8	21	65	0

FIELD GOALS

	1-19	20-29	30-39	40-49	50+
Davis	1-1	13-14	9-10	6-8	1-6
Team	1-1	13-14	9-10	6-8	1-6
Opponents	0-0	8-8	5-7	3-7	2-3

Davis: (51N), (21G, 29G), (55G, 41G, 25G, 25G), (54N, 31G, 19G), (48G), (23G, 57N, 36G, 50N), (24G), (27B), (31G, 20G, 54N), (39G, 44G, 44G), (.), (44G, 29G, 23G, 45N, 28G), (44G, 28G) (37N, 36G), (37G, 35G, 37G, 35G, 47N), (21G, 23G).  
Opponents: (38G, 22G), (51N, 43G), (21G) (25G, 30G), (28G), (.), (38G, 25G), (43B), (53G) (43G, 32N), (37B, 42G, 30G), (21G), (46N, 51G, 47B), (.), (48B) (39G, 23G, 24G).

USUAL STARTING LINEUP

Offense	Defense
WR.....Rob Moore	LT.....Michael Bankston
LT.....Ernest Dye	LE.....Eric Swann
RT.....Larry Tharpe	RT.....Bernard Wilson
LG.....Dural Love	RE.....Clyde Simmons
C.....Ed Cunningham	MLB.....Seth Joyner
LLB.....Jamie Dukes	LLB.....Eric Hill
RG.....Anthony Redmon	RLB.....Terry Irving
RB.....Bernard Dufney	JMIR.....Jimmy Miller
RT.....Larry Tharpe	LCB.....Aeneas Williams
TE.....Rob Selby	RCB.....Patrick Hunter
TE.....Wendall Gaines	.....Tito Paul
.....Oscar McBride	.....Lanca Brown
WR.....Frank Sanders	SS.....Lorenzo Lynch
QB.....Dave Krieg	FS.....Brent Alexander
FB.....Larry Centers	.....Terry Hoage
RB.....Garrison Hearst	P.....Jeff Feagles
K.....Greg Davis	

NOTES

Cards lose seven of final eight games to drop to 4-12, costing Head Coach **Buddy Ryan** his defense ranks last against the run and in scoring defense despite league highs of 42 takeaways and 23 fumble recoveries ... Arizona's offense leads NFL with 43 turnovers (24 interceptions, 19 lost fumbles) ... low light of season at expansion Carolina Nov. 19 as Cards gain just 96 total yards, their lowest output in 40 years ... **FB Larry Centers** earns first Pro Bowl honor as first running back in league history to eclipse 100-pass reception plateau with 101 catches, a franchise record ... **Garrison Hearst** owns dubious distinction of becoming first running back in NFL history to score only one rushing touchdown during a 1,000-yard (1,070) season.

FINAL NFC EAST STANDINGS

Team	W	L	T	Pct.	Pts.	OP
Dallas#	12	4	0	.750	435	291
Philadelphia*	10	6	0	.625	318	338
Washington	6	10	0	.375	326	359
N.Y. Giants	5	11	0	.313	290	340
Arizona	4	12	0	.250	275	422

#Top NFC playoff seed  
\*Wild-card playoff qualifier







(All-Time Results continued from page 371)

1999 (6-10)

HEAD COACH VINCE TOBIN

Sept. 12	At Philadelphia	W	25-24	64,113
Sept. 19	At Miami	L	16-19	73,618
Sept. 27	San Francisco	L	10-24	70,993
Oct. 3	At Dallas	L	7-35	64,169
Oct. 10	N.Y. Giants	W	14-3	43,968
Oct. 17	Washington	L	10-24	51,789
Oct. 24	Open Date			
Oct. 31	New England	L	3-27	47,030
Nov. 7	At N.Y. Jets	L	7-12	77,857
Nov. 14	Detroit	W	23-19	41,924
Nov. 21	Dallas	W	13-9	64,773
Nov. 28	At N.Y. Giants	W	34-24	77,809
Dec. 5	Philadelphia	W	21-17	41,187
Dec. 12	At Washington	L	3-28	75,851
Dec. 19	Buffalo	L	21-31	59,509
Dec. 26	At Atlanta	L	14-37	47,074
Jan. 2	At Green Bay	L	24-49	59,818
			245-382	
Home:	4-4 (421,173)	Away:	2-6 (540,309)	

TEAM STATISTICS

	Cards	Opp.
Total First Downs.....	254	301
Rushing	77	128
Passing	150	157
Penalty	27	16
3rd Down: Made/Att.	72/221	94/232
3rd Down Pct.	32.6	40.5
4th Down: Made Att.	4/17	4/15
4th Down Pct.	23.5	26.7
Possession Average.....	27:10	32:51
Total Net Yards.....	4,010	5,422
Avg. Per Game	250.6	338.9
Total Plays	999	1,068
Avg. Per Play	4.0	5.1
Net Yards Rushing.....	1,207	2,265
Avg. Per Game	75.4	141.6
Total Rushes	396	542
Net Yards Passing.....	2,803	3,157
Avg. Per Game	175.2	197.3
Sacked/Yards Lost	45/282	33/229
Good Yards	3,085	3,386
Att./Completions	558/287	493/294
Completion Pct.	51.4	59.6
Had Intercepted	30	17
Punts/Average.....	94/42.0	89/42.4
Net Punting Average.....	94/36.7	89/34.2
Penalties/Yards	70/481	112/938
Fumbles/Balls Lost.....	31/10	28/10
Touchdowns.....	27	48
Rushing	13	17
Passing	11	25
Returns	3	6

SCORE BY PERIOD

	Q1	Q2	Q3	Q4	OT	Pts.
Team	19	97	50	79	0	245
Opponents	118	97	56	111	0	382

SCORING

	TD	R	P	R	PAT	FG	S	Pts.	
Jacke	0	0	0	0	0	26/26	19/27	0	83
Bates	9	9	0	0	0	0	0	0	54
Moore	5	0	5	0	0	0	0	0	30
Boston	2	0	2	0	0	0	0	0	12
Pittman	2	2	0	0	0	0	0	0	12
Plummer	2	2	0	0	0	0	0	0	12
Cody	1	0	1	0	0	0	0	0	6
Fredrickson	1	0	0	1	0	0	0	0	6

PASSING

	All.	Comp.	Yds.	Comp. %	Yds./Att.	TD	TD%	Int.	Int. %	Long	Sack/Loss	Rating
Plummer	381	201	2,111	52.8	5.54	9	2.4	24	6.3	69	27/152	50.8
Brown	169	84	944	49.7	5.59	2	1.2	6	3.6	71	18/130	55.9
Greisen	6	1	4	16.7	0.67	0	0.0	0	0.0	4	0/0	39.6
Pittman	1	1	26	100.0	26.00	0	0.0	0	0.0	26	0/0	118.8
Sanders	1	0	0	0.0	0.00	0	0.0	0	0.0	0	0/0	39.6
Team	558	287	3,085	51.4	5.53	11	2.0	30	5.4	71	45/282	52.2
Opponents	493	294	3,385	59.6	6.87	25	5.1	17	3.4	77	33/229	62.9

SCORING (CONT.)

	TD	R	P	R	PAT	FG	S	Pts.
Lassiter	1	0	0	1	0	0	0	6
Makovicka	1	0	1	0	0	0	0	6
McWilliams	1	0	1	0	0	0	0	6
Sanders	1	0	1	0	0	0	0	6
Swann	1	0	0	1	0	0	0	6
Team	27	13	11	3	26/26	19/27	0	245
Opponents	48	17	25	6	44/45	16/24	1	382
Two-Point Conversions: Cardinals 0-1; Opponents 0-3								

SACKS

16.5, Swann 4, Burke 2.5, Fredrickson 2, Wadsworth 2, Drake 1, McKinnon 1, Ottis 1, Sapp 1, Swinger 1, Walz 1.  
Cardinals 33, Opponents 45.

RUSHING

	No.	Yds.	Avg.	Long	TD
Murrell	193	553	2.9	22	0
Pittman	64	289	4.5	58	2
Bates	72	202	2.8	16	9
Plummer	39	121	3.1	17	2
Brown	13	49	3.8	10	0
Makovicka	8	7	0.9	7	0
Tillman	1	4	4.0	4	0
Boston	5	0	0.0	7	0
Player	1	-18	-18.0	-18	0
Team	396	1,207	3.0	58	13
Opponents	542	2,265	4.2	68	17

RECEIVING

	No.	Yds.	Avg.	Long	TD
Sanders	79	954	12.1	63	1
Murrell	49	335	6.8	23	0
Boston	40	473	11.8	43	2
Moore	37	621	16.8	71	5
Hardy	30	222	7.4	23	0
Pittman	16	196	12.3	46	0
McWilliams	11	71	6.5	11	1
Makovicka	10	70	7.0	15	1
Cody	6	60	10.0	16	1
Bates	5	34	6.8	18	0
McCullough	3	45	15.0	31	0
McKinley	1	4	4.0	4	0
Team	287	3,085	10.7	71	11
Opponents	294	3,386	11.5	77	25

INTERCEPTIONS

	No.	Yds.	Avg.	Long	TD
Lassiter	2	110	55.0	78	1
Fredrickson	2	57	28.5	34	0
Knight	2	16	8.0	16	0
Tillman	2	7	3.5	6	0
Williams	2	5	2.5	8	0
Swann	1	42	42.0	42	1
Wadsworth	1	23	23.0	23	0
Bennett	1	13	13.0	13	0
McCleskey	1	2	2.0	2	0
Chavous	1	1	1.0	1	0
Drake	1	0	0.0	0	0
McKinnon	1	0	0.0	0	0
Team	17	276	16.2	78	3
Opponents	30	336	11.2	59	2

PUNT RETURNS

	Ret.	FC	Yds.	Avg.	Long	TD
Cody	32	12	373	11.7	31	0
Boston	7	0	62	8.9	43	0
Pittman	4	0	16	4.0	7	0
Knight	3	1	38	12.7	27	0
McCleskey	1	0	0	0.0	0	0
Team	47	13	489	10.4	43	0
Opponents	53	16	340	6.4	36	0

KICKOFF RETURNS

	No.	Yds.	Avg.	Long	TD
Bates	52	1,231	23.7	68	0
Cody	4	76	19.0	29	0
Tillman	3	33	11.0	18	0
Pittman	2	31	15.5	22	0
Dishman	1	9	9.0	9	0
Lassiter	1	13	13.0	13	0
Makovicka	1	10	10.0	10	0
Team	64	1,403	21.9	68	0
Opponents	59	1,224	20.7	88	2

PUNTING

	No.	Yds.	Avg.	Net	TB	In20	Lg	Bk.
Player	94	3,948	42.0	36.7	8	18	60	0
Team	94	3,948	42.0	36.7	8	18	60	0
Opponents	89	3,775	42.4	34.2	12	23	59	0

FIELD GOALS

	1-19	20-29	30-39	40-49	50+
Jacke	0-0	5-5	10-12	4-7	0-3
Team	0-0	5-5	10-12	4-7	0-3
Opponents	0-0	5-7	6-6	4-8	1-3
Jacke:	(31G, 25G, 32G, 31G), (36G, 44G, 38G, 32N), (43G), ( ), (53N, 34B), (44G, 42N), (24G), ( ), (35G, 53N, 35G, 49G, 54N), (24G, 38G), (39G, 20G, 44N), ( ), (31G), ( ), ( ), (23G, 47N).				
Opponents:	(25G), (39G, 51G, 48G, 44G, 42N), (33G), (24N), (42N, 31G), (36G, 52N), ( ), (44G, 29N, 33G, 45N), (57N), (48N), (24G), (29G), ( ), (33G), (28G, 24G, 41G), ( ).				

USUAL STARTING LINEUP

Offense	Defense
WR.....Rob Moore	LE.....Andre Wadsworth
LT.....Matt Joyce	RB.....Brad Ottis
LG.....L.J. Shelton	LT.....Rashod Swinger
LG.....Chris Dishman	RT.....Jerry Drake
LT.....Matt Joyce	RE.....Simeon Rice
C.....Aaron Graham	LLB.....Rob Fredrickson
RG.....Lester Holmes	MLB.....Ronald McKinnon
RT.....Anthony Clement	RLB.....Zack Walz
TE.....Terry Hardy	LCB.....Aeneas Williams
WR.....Frank Sanders	RCB.....Tom Knight
QB.....Jake Plummer	SS.....Tommy Bennett
FB.....Joel Makovicka	FS.....Kwamie Lassiter
RB.....Adrian Murrell	P.....Scott Player
K.....Chris Jacke	

NOTES

RB Mario Bates' nine rushing touchdowns a team best since 1993 ... K Chris Jacke's 31-yard game-winning field goal in season-opener at Philadelphia makes him the first NFL kicker to win four consecutive regular-season games with walk-off three-pointers ... Mac Cody's 11.7-yard punt-return average leads NFC ... WR Frank Sanders' 13 receptions in finale at Green Bay most by a Card since 1962 ... RB Michael Pittman logs 133 rushing yards against Detroit in first career start ... MLB Ronald McKinnon becomes first Cardinal to crack 200-tackle plateau (223 total stops) ... OLB Rob Fredrickson sets franchise modern-day record with 22 total tackles vs. N.Y. Jets and becomes first Card linebacker to return an interception for a touchdown since 1987.

FINAL NFC EAST STANDINGS

	Team	W	L	T	Pct.	Pts.	OP
Washington	10	6	0	.625	443	377	
Dallas	8	8	0	.500	352	276	
N.Y. Giants	7	9	0	.438	299	358	
Arizona	6	10	0	.375	245	382	
Philadelphia	5	11	0	.313	272	357	
*Wild-card playoff qualifier							

2000 (3-13)

HEAD COACH VINCE TOBIN

(7 games)

HEAD COACH DAVE MCGINNIS

(9 games)

Sept. 3	At N.Y. Giants	L	16-21	77	434
Sept. 10	Dallas	W	32-31	58	303
Sept. 17	Open Date				
Sept. 24	Green Bay	L	3-29	69	568
Oct. 1	At San Francisco	L	20-27	66	985
Oct. 8	Cleveland	W	29-21	39	148
Oct. 15	Philadelphia	L	14-33	36	590
Oct. 22	At Dallas	L	7-48	62	981
Oct. 29	New Orleans	L	10-21	35	016
Nov. 5	Washington	W	16-15	44	723
Nov. 12	At Minnesota	L	14-31	64	223
Nov. 19	At Philadelphia	L	9-34	65	356
Nov. 26	N.Y. Giants	L	7-31	38	909
Dec. 3	At Cincinnati	L	13-24	50	289
Dec. 10	At Jacksonville	L	10-44	53	472
Dec. 17	Baltimore	L	7-33	37	452
Dec. 24	At Washington	L	3-20	65	711

Home: 3-5 (359,709). Away: 0-8 (506,451).

TEAM STATISTICS

	Cards	Opp.
Total First Downs	253	345
Rushing	71	149
Passing	156	175
Penalty	26	21
3rd Down: Made/Att.	75/199	105/222
3rd Down Pct.	37.7	47.3
4th Down: Made/Att.	8/27	10/15
4th Down Pct.	29.6	66.7
Possession Average	26:32	33:28
Total Net Yards	4,528	5,737
Average Per Game	263.0	358.6
Total Plays	932	1,062
Average Per Play	4.9	5.4
Net Yards Rushing	1,278	2,609
Average Per Game	79.9	163.1
Total Rushes	343	579
Net Yards Passing	3,250	3,128
Average Per Game	203.1	195.5
Sacked/Yards Lost	35/228	25/135
Gross Yards	3,478	3,263
Att./Comp./Pct.	554/316/57.0	458/295/64.4
Had Intercepted	24	10
Punts/Average	65/44.2	59/41.1
Penalties/Yards	96/785	96/914
Fumbles/Ball Lost	32/20	17/10
Touchdowns	24	52
Rushing	6	29
Passing	16	19
Returns	2	4

SCORE BY PERIOD

	Q1	Q2	Q3	Q4	OT	Pts.
Team	30	48	57	75	0	210
Opponents	114	130	95	104	0	443

SCORING

	TD	R	P	R	PAT	FG	S	Pts.
Blanchard	0	0	0	0	18/19	16/23	0	66
Boston	7	0	7	0	0/0	0/0	0	42
Pittman	6	4	2	0	0/0	0/0	0	36
Sanders	6	0	6	0	0/0	0/0	0	36
Jones	2	2	0	0	0/0	0/0	0	12
Hardy	1	0	1	0	0/0	0/0	0	6
Jenkins	1	0	0	1	0/0	0/0	0	6

PASSING

	Att.	Comp.	Yds.	Comp. %	Yds./Att.	TD	TD%	Int.	Int. %	Long	Sack/Lost	Rating
Plummer	475	270	2,946	56.8	6.20	13	2.7	21	4.4	70t	22/151	66.0
Brown	69	40	467	58.0	6.77	2	2.9	3	4.3	44t	10/53	70.1
Greisen	10	6	65	60.0	6.50	1	100.0	0	0.0	26t	3/24	112.5
Player	0	0	0	0.0	0.0	0	0.0	0	0.0	0	0/0	0.0
Team	554	316	3,478	57.0	6.28	16	2.9	24	4.3	70t	35/228	67.4
Opponents	458	295	3,263	64.4	7.12	19	4.1	10	2.2	65t	25/135	90.2

SCORING (CONT.)

	TD	R	P	R	PAT	FG	S	Pts.
Team	24	6	16	2	18/19	16/23	0	210
Opponents	52	29	19	4	50/51	27/34	0	443

Two-Point Conversions: Team 0-5, Opponents 0-1.

SACKS

Rice 7.5, McKinnon 4, Smith 3, Folston 2, Maddox 1.5, Tillman 1.5, Fredrickson 1, Issa 1, Knight 1, Otis 1, Wadsworth 1, Davis 0.5  
Team 25.0, Opponents 35.0.

RUSHING

	No.	Yds.	Avg.	Long	TD
Pittman	184	719	3.9	29	4
Jones	112	373	3.3	29	2
Plummer	37	183	4.9	24	0
Boston	3	9	3.0	24	0
Makovicka	3	6	2.7	7	0
Greisen	1	1	1.0	1	0
Dave Brown	1	0	0.0	0	0
Jenkins	1	-4	-4.0	-4	0
Player	1	-11	-11.0	-11	0
Team	343	1,278	3.7	29	6
Opponents	579	2,609	4.5	78t	29

RECEIVING

	No.	Yds.	Avg.	Long	TD
Pittman	73	579	7.9	36t	2
Boston	71	1,156	16.3	70t	7
Sanders	54	749	13.9	53t	6
Jones	32	208	6.5	20	0
Hardy	27	160	5.9	13	1
Jenkins	17	219	12.9	34	0
Cody	17	212	12.5	24	0
Gedney	10	75	7.5	24	0
Makovicka	6	18	3.0	5	0
Mitchell	5	80	16.0	42	0
McKinley	2	13	6.5	9	0
C. Williams	1	5	5.0	5	0
Team	316	3,478	11.0	70t	16
Opponents	295	3,263	11.1	65t	19

INTERCEPTIONS

	No.	Yds.	Avg.	Long	TD
A. Williams	5	102	20.4	48	0
Tillman	1	30	30.0	27	0
Lassiter	1	11	11.0	11	0
Fredrickson	1	8	8.0	8	0
Chavous	1	0	0.0	0	0
Walz	1	0	0.0	0	0
Team	10	151	15.1	48	0
Opponents	24	383	16.0	45	2

PUNT RETURNS

	Ret.	FC	Yds.	Avg.	Long	TD
Cody	31	11	222	7.2	25	0
Jenkins	1	0	1	1.0	1	0
Team	32	11	223	7.0	25	0
Opponents	37	18	347	9.4	64t	2

KICKOFF RETURNS

	No.	Yds.	Avg.	Long	TD
Jenkins	62	2,186	26.7	98t	1
Bennett	1	17	17.0	17	0
Cody	1	15	15.0	15	0
McKinley	1	20	20.0	20	0
McKinnon	1	9	9.0	9	0
Barrett	0	46	0.0	41	0
Team	66	2,296	26.7	98t	1
Opponents	46	827	18.0	40	0

PUNTING

	No.	Yds.	Avg.	Net	TB	In20	Lg	Bk.
Player	65	2,871	44.2	37.3	5	17	55	0
Team	65	2,871	44.2	37.3	5	17	55	0
Opponents	59	2,442	41.1	35.2	6	15	61	0

FIELD GOALS

	1-19	20-29	30-39	40-49	50+
Blanchard	1-1	2-2	9-11	2-5	2-4
Team	1-1	2-2	9-11	2-5	2-4
Opponents	0-0	7-7	10-12	8-12	2-3
Blanchard:	(32G), (19G, 54G, 35G, 51G), (31G), (51N, 32G, 27G), (36G, 47G, 28G), ( ), ( ), (42N, 34G, 30N), (30G 56N), ( ), (42G), ( ), (31N), (47N, 32G) (46N), (37G).				
Opponents:	( ), (44G), (38G, 47G, 48G, 37G, 22G), (33G 29G), (42N), (31G, 29G), (32G 23G), (45N), (35G, 28G 29G, 51N, 33N), (33G), (38G, 46G), (25G), (36N, 45N, 32G), (36G, 50G, 40G), (42G, 42G), (41G, 50G, 43N).				

USUAL STARTING LINEUP

Offense	Defense
WR.....David Boston	LE.....Brad Otis
LT.....L.J. Shelton	Andre Wadsworth
LG.....Matt Joyce	LT.....Russell Davis
C.....Chris Dishman	Tony McCoy
Mike Gruttadauria	RT.....Mark Smith
RG.....Lester Holmes	Mao Tosi
RT.....Anthony Clement	RE.....Simone Rice
TE.....Terry Hardy	LLB.....Ray Thompson
WR.....Frank Sanders	MLB.....Ronald McKinnon
QB.....Jake Plummer	RLB.....Rob Fredrickson
FB.....Joel Makovicka	LCB.....Aeneas Williams
RB.....Michael Pittman	RCB.....Tom Knight
Thomas Jones	SS.....Pat Tillman
K.....Cary Blanchard	FS.....Kwame Lassiter
	K.....Scott Player

NOTES

Defensive coordinator Dave McGinnis replaces Head Coach Vince Tobin on an interim basis after seven games ... McGinnis is named permanent head coach Dec. 18 ... Maricopa Co. voters approve new multi-purpose stadium on Election Day, Nov. 7 ... 109 starter games lost by injuries to 17 players ... fewest victories and lowest winning percentage since 1959 ... CB Aeneas Williams appears in 160th consecutive game to end season, the longest streak by a position player in franchise history ... he also authors a 104-yard fumble return for a touchdown Nov. 5 vs. Washington to equal the NFL record ... SS Pat Tillman (224) and middle MLB Ronald McKinnon (208) become the first pair of Cards to crack 200 single-season total tackles ... McKinnon also becomes the first Card to register 200-plus total tackles in consecutive seasons ... WR MarTay Jenkins sets NFL single-season records with 82 kickoff returns for 2,186 yards ... Jenkins posts Cards' first kickoff return for a touchdown in 21 years Nov. 12 at Minnesota ... QB Jake Plummer becomes the fastest Cardinal to 10,000 career passing yards in his 47th NFL game Nov. 5 vs. Washington.

FINAL NFC EAST STANDINGS

Team	W	L	T	Pct.	Pts.	OP
N.Y. Giants#	12	4	0	75.0	328	246
Philadelphia*	11	5	0	688	351	245
Washington	8	8	0	500	281	269
Dallas	5	11	0	313	294	361
Arizona	3	13	0	188	210	443

#Top NFL playoff seed  
\*Wild-card playoff qualifier

(All-Time Results continued on page 374)



2002 (5-11)

HEAD COACH DAVE MCGINNIS

Sept. 8	At Washington	L	23-31	85,140
Sept. 15	At Seattle	W	24-13	63,104
Sept. 22	San Diego	L	15-23	26,827
Sept. 29	N.Y. Giants	W	21-7	23,212
Oct. 6	At Carolina	W	16-13	72,286
Oct. 13	Open Date			
Oct. 20	Dallas (OT)	W	9-6	56,958
Oct. 27	At S.F.	L	28-38	67,173
Nov. 3	St. Louis	L	14-27	43,654
Nov. 10	Seattle	L	6-27	25,435
Nov. 17	At Phila.	L	14-38	64,990
Nov. 24	Oakland	L	20-41	52,501
Dec. 1	At Kansas City	L	0-49	77,809
Dec. 8	Detroit (OT)	W	23-20	21,292
Dec. 15	At St. Louis	L	28-30	65,939
Dec. 21	San Francisco	L	14-17	39,439
Dec. 29	At Denver	L	7-37	75,164

Home: 3-5 (289,416). Away: 2-6 (571,605).

TEAM STATISTICS

	Cards	Opp.
Total First Downs	274	335
Rushing	94	117
Passing	148	196
Penalty	32	22
3rd Down Made/Att.	99/230	90/212
3rd Down Pct.	43.0	46.7
4th Down: Made/Att.	4/13	7/15
4th Down Pct.	30.8	46.7
Possession Avg.	28:41	31:19
Total Net Yards	4,563	6,020
Avg. Per Game	285.2	376.3
Total Plays	1,003	1,046
Avg. Per Play	4.5	5.8
Net Yards Rushing	1,823	2,146
Avg. Per Game	113.9	134.1
Total Rushes	414	490
Net Yards Passing	2,740	3,874
Avg. Per Game	171.3	242.1
Sacked/Yards Lost	41/298	21/131
Gross Yards	3,038	4,005
Att./Completions	548/291	535/335
Completion Pct.	53.1	62.6
Had Intercepted	22	17
Punts/Average	89/43.4	65/42.0
Net Punting Average	89/35.0	65/36.8
Penalties/Yards	76/617	111/969
Fumbles/Ball Lost	26/13	65/38
Touchdowns	31	50
Rushing	10	17
Passing	18	29
Returns	3	4

SCORE BY PERIOD

	Q1	Q2	Q3	Q4	OT	Pts.
Team	40	85	41	90	6	252
Opponents	109	158	70	80	0	417

SCORING

	TD	R	P	PR	PAT	FG	S	Pts.
Gramatica	0	0	0	0	29/29	15/21	0	74
Shipp	9	6	3	0	0/0	0/0	0	54
Kasper	3	0	3	0	0/0	0/0	0	18
Makovicka	3	0	3	0	0/0	0/0	0	18
Sanders	2	0	2	0	0/0	0/0	0	14
Jenkins	2	0	1	0	0/0	0/0	0	12
T. Jones	2	2	0	0	0/0	0/0	0	12
Lucas	2	0	2	0	0/0	0/0	0	12
Plummer	2	2	0	0	0/0	0/0	0	12
Boston	1	0	1	0	0/0	0/0	0	6
Bush	1	0	1	0	0/0	0/0	0	6
Jackson	1	0	1	0	0/0	0/0	0	6
F. Jones	1	0	1	0	0/0	0/0	0	6
McAddley	1	0	1	0	0/0	0/0	0	6

PASSING

	Att.	Comp.	Yds.	Comp. %	Yds./Att.	TD	TD%	Int.	Int. %	Long	Sack/Lost	Rating
Plummer	530	284	2,972	53.6	5.61	18	3.4	20	3.8	80	36/248	65.7
McCown	18	7	66	38.9	3.67	0	0.0	2	1.1	26	5/50	10.2
Team	548	291	3,038	53.1	5.54	18	3.3	22	4.0	80	41/298	63.7
Opponents	535	335	4,005	62.6	7.49	29	5.4	17	3.2	78	21/131	90.3

SCORING (CONT.)

	TD	R	P	PR	PAT	FG	S	Pts.
Poole	1	0	1	0	0/0	0/0	0	6
Team	31	10	18	3	29/29	15/21	0	262
Opponents	50	17	29	4	49/49	22/29	1	417

Two-Point Conversions: Sander.  
Team 1-2. Opponents 0-1.

SACKS

Vanden Bosch 3.5, Thompson 2, Ball 2, R. Davis 2, Tanner 2, Wakefield 2, Bryant 1.5, Wilson 1.5, Fredrickson 1, Hill 1, Woods 0.5.  
Team 21, Opponents 41.

RUSHING

	No.	Yds.	Avg.	Long	TD
Shipp	188	834	4.4	56	6
T. Jones	138	511	3.7	58	2
Plummer	46	283	6.2	34	2
Anderson	24	65	2.7	14	0
Makovicka	5	54	10.8	22	0
Boston	2	29	14.5	22	0
McCown	1	20	20.0	20	0
Kasper	3	19	6.3	9	0
Jenkins	3	6	2.0	10	0
Sanders	3	2	0.7	5	0
Player	1	0	0.0	0	0
Team	414	1,823	4.4	58	10
Opponents	490	2,146	4.4	59	17

RECEIVING

	No.	Yds.	Avg.	Long	TD
F. Jones	44	358	8.1	24	1
Shipp	38	413	10.9	80	3
Sanders	34	400	11.8	37	2
Boston	32	512	16.0	34	1
McAddley	25	362	14.5	42	1
Jenkins	21	250	11.9	55	1
T. Jones	20	113	5.7	17	0
Bush	19	121	6.4	13	1
Kasper	15	180	12.0	24	3
Makovicka	15	81	5.4	17	3
Poole	13	108	8.3	15	1
Jackson	5	42	8.4	11	1
Soliday	4	39	9.8	16	0
Anderson	3	36	12.0	12	0
Gilmore	1	14	14.0	14	0
Starkey	1	7	7.0	7	0
Plummer	1	2	2.0	2	0
Team	291	3,038	10.4	80	18
Opponents	335	4,005	12.0	78	29

INTERCEPTIONS

	No.	Yds.	Avg.	Long	TD
Wilson	4	35	8.8	35	0
Barrett	3	40	13.3	22	0
Lucas	2	80	40.0	38	2
Lassiter	2	7	3.5	7	0
Hill	2	4	3.5	7	0
Starks	2	4	2.0	3	0
Tanner	1	17	17.0	17	0
Rhinehart	1	0	0.0	0	0
Team	17	186	10.9	38	2
Opponents	22	303	13.8	50	1

PUNT RETURNS

	Ret.	FC	Yds.	Avg.	Long	TD
Jackson	31	4	182	5.9	22	0
Lassiter	4	0	21	5.3	10	0
Rhinehart	1	0	18	18.0	18	0
Team	36	4	221	6.1	22	0
Opponents	42	18	547	13.0	90	3

KICKOFF RETURNS

	No.	Yds.	Avg.	Long	TD
Kasper (NFL)	55	1,300	23.6	56	0
Kasper (AZ)	32	722	22.6	40	0
Jenkins	20	559	28.0	95	1
Anderson	12	227	18.9	27	0
Shipp	6	120	20.0	29	0

KICKOFF RETURNS (CONT.)

	No.	Yds.	Avg.	Long	TD
Bush	2	24	12.0	13	0
Makovicka	2	30	15.0	18	0
McAddley	2	45	22.5	25	0
Young	2	22	11.0	25	0
Banks	1	18	18.0	18	0
Burke	1	15	15.0	15	0
Morgan	1	15	15.0	15	0
Team	81	1,797	22.2	95	1
Opponents	58	1,407	24.3	55	0

PUNTING

	No.	Yds.	Avg.	Net	TB	In20	Lg	Bk.
Player	88	3,864	43.9	35.0	10	28	58	1
Team	88	3,864	43.9	35.0	10	28	58	1
Opponents	65	2,730	42.0	36.8	6	25	65	0

FIELD GOALS

	1-19	20-29	30-39	40-49	50+
Gramatica	0-0	6-7	2-2	6-8	1-4
Team	0-0	6-7	2-2	6-8	1-4
Opponents	1-1	8-8	6-7	5-10	2-3

Kasper: (36G, 20G, 39G, 52N), (3), (4), (42N), (41G, 28G, 50G), (41G, 53N, 23G, 28N, 51N, 40G), (1), (1), (40G, 27G), (1), (1), (1), (28G, 41G, 42G), (1), (40N), (1).

Opponents: (35G), (46G, 19G), (50N), (1), (32G, 48G), (49N), (45G), (47N, 24G, 42G), (23G, 30G), (34G), (37G, 51G), (48N), (33N, 26G, 20G), (26G, 37G, 26G), (42N, 42N, 24G), (44G, 54G, 21G).

USUAL STARTING LINEUP

Offense	Defense
WR.....David Boston	LE.....Fred Wakefield
.....Jason McAddley	LT.....Russell Davis
LT.....L.J. Shelton	RT.....Barron Tanner
LG.....Pete Kendall	.....Marcus Bell
C.....Mike Grutaudauria	RE.....Wendell Bryant
.....Jason Starkey	RE.....Kyle Vanden Bosch
RG.....Chris Dishman	LLB.....Ray Thompson
RT.....Leonard Davis	MLB.....Ronald McKinnon
TE.....Freddie Jones	RLB.....Rob Fredrickson
WR.....Frank Sanders	LCB.....Duane Starks
.....Kevin Kasper	.....Renaudo Hill
OB.....Jake Plummer	RCB.....David Barrett
FB.....Steve Bush	SS.....Adrian Wilson
RB.....Thomas Jones	FS.....Kwamie Lassiter
K.....Marcel Shipp	K.....Scott Player
K.....Bill Gramatica	

NOTES

Cards join NFC Western Division after 32 seasons in the AFC East ... first 3-2 start since 1991, first 4-2 getaway since 1988 precede injury siege ... 95 starter and replacement starter games lost to injury ... on offense ... 41 players start games ... Freddie Jones first tight end to lead team in receptions since 1973 ... RB Marcel Shipp rushing leader (834 yards) in only six starts plus 80-yard touchdown reception at St. Louis; Cards' longest play from scrimmage since 1988 ... MLB Ronald McKinnon leads Arizona in tackles for fourth consecutive season ... FS Adrian Wilson intercepts three passes against Dallas to share NFL single-game high ... Arizona beats Dallas 9-6 without a touchdown, a franchise first in 123 games ... the Cards' 49-0 loss at Kansas City the most one-sided setback in franchise history; their first shutout in 105 games, and the largest margin in the NFL since 1989 ... final political hurdles cleared to begin construction of new stadium in Glendale in west suburban Maricopa County ... S Pat Tillman declines new multi-year contract offer to join U.S. Army and enter Army Ranger training.

FINAL NFC WEST STANDINGS

Team	W	L	T	Pct.	Pts.	OP
San Francisco	10	6	0	.625	367	35
St. Louis	7	9	0	.438	316	369
Seattle	7	9	0	.438	356	389
Arizona	5	11	0	.313	262	417

(All-Time Results continued from page 375)

2003 (4-12)

HEAD COACH DAVE MCGINNIS

Sept. 7	At Detroit	L	24-42	60,691
Sept. 14	Seattle	L	0-38	23,127
Sept. 21	Green Bay	W	20-13	58,784
Sept. 28	At St. Louis	L	13-37	65,758
Oct. 5	At Dallas	L	7-24	63,001
Oct. 12	Baltimore	L	18-26	24,193
Oct. 19	Open Date			
Oct. 26	San Francisco (OT)	W	16-13	40,824
Nov. 2	Cincinnati	W	17-14	23,531
Nov. 9	At Pittsburgh	L	15-29	59,520
Nov. 16	At Cleveland	L	6-44	72,908
Nov. 23	St. Louis (OT)	L	27-30	42,089
Nov. 30	At Chicago	L	3-28	61,550
Dec. 7	At San Francisco	L	14-50	66,975
Dec. 14	Carolina	L	17-20	23,217
Dec. 21	At Seattle	L	10-26	84,899
Dec. 29	Minnesota	W	18-17	52,734

Home: 4-4 (288,499) Away: 0-8 (515,902)

TEAM STATISTICS

	Cards	Opp.
Total First Downs.....	256	326
Rushing	80	120
Passing	147	184
Penalty	29	22
3rd Down Made/Att.....	83/222	92/199
3rd Down Pct.	37.4	46.2
4th Down: Made/Att.....	10/22	3/8
4th Down Pct.	45.5	37.5
Possession Avg.....	29:41	30:19
Total Net Yards.....	4,490	5,504
Avg. Per Game	280.6	344.0
Total Plays	981	993
Avg. Per Play	4.6	5.5
Net Yards Rushing.....	1,531	1,915
Avg. Per Game	95.7	119.7
Total Rushes	403	475
Net Yards Passing.....	2,959	3,589
Avg. Per Game	184.9	224.3
Sacked/Yards Lost	44/306	21/97
Gross Yards	3,265	3,686
Att./Completions	534/303	497/311
Completion Pct.	56.7	62.6
Had Intercepted	22	13
Punts/Average.....	83/42.3	67/40.0
Net Punting Average.....	83/34.4	67/36.4
Penalties/Yards	98/761	86/754
Fumbles/Ball Lost.....	29/14	21/10
Touchdowns.....	25	55
Rushing	5	17
Passing	18	29
Returns	2	9

SCORE BY PERIOD

	Q1	Q2	Q3	Q4	OT	Pts.
Team	55	55	52	60	3	225
Opponents	117	117	99	116	3	452

SCORING

	TD	R	P	R	PAT	FG	S	Pts.
Boldin	8	0	8	0	0	0	0	48
Rackers	0	0	0	0	8/8	9/12	0	35
Duncan	0	0	0	0	5/6	6/10	0	23
Jones	3	0	3	0	0	0	0	18
Gramatica	0	0	0	0	6/6	3/4	0	15
Blake	2	2	0	0	0	0	0	14
Gilmore	2	0	2	0	0	0	0	12
Hodgins	2	0	2	0	0	0	0	12
Smith	2	2	0	0	0	0	0	12
Bush	1	0	1	0	0	0	0	6
Hill	1	0	1	0	0	0	0	6
B. Johnson	1	0	1	0	0	0	0	6
McCown	1	1	0	0	0	0	0	6

PASSING

	Att.	Comp.	Yds.	Comp. %	Yds./Att.	TD	TD%	Int.	Int. %	Long	Sack/Lost	Rating
Blake	367	208	2,247	56.7	6.12	13	.035	15	.041	711	19/132	69.6
McCown	166	95	1,018	57.2	6.13	5	.030	6	.036	60t	25/174	70.3
Boldin	1	0	0	0.0	0.00	0	0.00	1	1.000	0	0/0	0.0
Team	534	303	3,265	56.7	5.61	18	.034	22	.038	711	44/306	68.9
Opponents	497	311	3,686	62.6	7.42	29	.058	13	.026	68t	21/97	93.7

SCORING (CONT.)

	TD	R	P	R	PAT	FG	S	Pts.
Poolo	1	0	1	0	0	0	0	6
Scobey	1	0	0	1	0	0	0	6
Team	25	5	18	2	19/20	18/26	0	225
Opponents	55	17	29	9	53/53	21/28	3	452

Two-Point Conversions: Blake, Team 1-5, Opp. 0-2.

SACKS

D. Johnson 3.0, Thompson 3.0, Darling 2.0, Hill 2.0, King 2.0, McKinnon 2.0, Ball 1.0, R. Davis 1.0, Fisher 1.0, Pace 1.0, Tanner 1.0, Wakefield 1.0, Woods 1.0, Team 21, Opponents 44.

RUSHING

	No.	Yds.	Avg.	Long	TD
Shipp	228	830	3.6	36	0
Smith	90	256	2.8	22	2
Blake	30	177	5.9	19	2
McCown	28	158	5.6	18t	1
Anderson	18	68	3.8	17	0
Boldin	5	40	8.0	23	0
Hodgins	2	6	3.0	3	0
Gilmore	1	0	0.0	0	0
Kasper	1	-4	-4.0	-4	0
Team	403	1,531	3.8	36	5
Opponents	475	1,935	4.0	52	17

RECEIVING

	No.	Yds.	Avg.	Long	TD
Boldin	101	1,377	13.6	71t	8
Jones	55	517	9.4	34	3
B. Johnson	35	438	12.5	54t	1
Shipp	30	184	6.1	34	0
Gilmore	17	208	12.2	32	2
Smith	14	107	7.6	36	0
Hodgins	14	58	4.1	9	2
Poolo	13	177	13.6	37	1
Bush	11	71	6.5	14	1
Anderson	6	36	6.0	11	0
McAdley	4	53	13.3	25	0
Kasper	1	23	23.0	23	0
Scobey	1	9	9.0	9	0
Foster	1	7	7.0	7	0
Team	303	3,265	10.8	71t	18
Opponents	311	3,686	12.0	68t	29

INTERCEPTIONS

	No.	Yds.	Avg.	Long	TD
Jackson	6	122	20.3	50	0
Hill	5	119	23.8	70t	1
Barrett	1	25	25.0	25	0
Rhinehart	1	5	5.0	5	0
Team	13	271	20.8	70t	1
Opponents	22	418	19.0	83t	4

PUNT RETURNS

	Ret.	FC	Yds.	Avg.	Long	TD
Boldin	20	12	130	6.5	19	0
Goss	1	0	7	7.0	7	0
B. Johnson	1	3	3	3.0	3	0
Team	22	15	140	6.4	19	0
Opponents	41	12	472	11.5	57t	2

KICKOFF RETURNS

	No.	Yds.	Avg.	Long	TD
Scobey	73	1,684	23.1	100t	1
Kasper	5	136	27.2	37	0
Anderson	2	31	15.5	16	0
Garcia	1	17	17.0	17	0
Hodgins	1	13	13.0	13	0
Team	82	1,881	22.9	100t	1
Opponents	48	1,042	21.7	47	0

PUNTING

	No.	Yds.	Avg.	Net	TB	Int	Lg	Blk.
Player	82	3,511	42.8	34.4	9	19	64	1
Team	83	3,511	42.3	34.4	9	19	64	1
Opponents	67	2,679	40.0	36.4	5	21	59	1

FIELD GOALS

	1-19	20-29	30-39	40-49	50+
Rackers	0-0	5-5	1-4	3-3	0-0
Duncan	0-0	2-2	2-4	1-2	1-2
Gramatica	0-0	1-1	2-2	0-0	0-1
Team	0-0	8-8	5-10	4-5	1-3
Opponents	0-0	8-9	7-9	5-9	1-1

Rackers: ( ) 0 ( ) 0 ( ) 0 ( ) 0 (42G,26G) (22G,27G) (32G) ( ) (35N,44G) (49G,38N,33N) (22G,26G)  
Duncan: ( ) ( ) ( ) ( ) (46G)

USUAL STARTING LINEUP

Offense	Defense
WR..... Bryan Gilmore	LE..... Fred Wakefield
Bryant Johnson	Dennis Johnson
LT..... L.J. Shelton	LT..... Wendell Bryant
LG..... Cameron Spikes	Marcus Bell
Pete Kendall	RT..... Russell Davis
RG..... Leonard Davis	RE..... Calvin Pace
RT..... Anthony Clement	LLB..... Ray Thompson
TE..... Freddie Jones	MLB..... Ronald McKinnon
WR..... Anquan Boldin	RLB..... Levar Fisher
QB..... Jeff Blake	LCB..... Renaldo Hill
Josh McCown	RCB..... David Barrett
FB..... James Hodgins	SS..... Adrian Wilson
RB..... Marcel Shipps	FS..... Dexter Jackson
Ermit Smith	P..... Scott Player
Neil Rackers	
Tim Duncan	

NOTES

Second-round draft choice Anquan Boldin becomes most prolific rookie receiver in NFL history with 101 receptions, while his 1,377 receiving yards most by NFL rookie in 43 years ... 217 receiving yards in season opener at Detroit most by player in first NFL game ... Emmitt Smith, the NFL's all-time rushing leader, signs two-year contract with Cardinals but a shoulder injury limits him to just six starting roles ... Super Bowl MVP Dexter Jackson lured from Tampa Bay as free agent and leads team with six interceptions ... Cards forge 4-4 mark at home, but 0-8 road record results in 4-12 finish and dismissal of third-year Head Coach Dave McGinnis ... Josh McCown handed quarterback duties late in season and guides Arizona to 16-17 victory in season finale vs. Minnesota with 28-yard touchdown pass to Nate Poole, knocking Vikings out of playoffs ... construction begins on new stadium in Glendale in west suburban Maricopa County.

FINAL NFC WEST STANDINGS

Team	W	L	T	Pct.	Pts.	OP
St. Louis	12	4	0	.750	447	328
Seattle	10	6	0	.625	404	327
San Francisco	7	9	0	.438	384	337
Arizona	4	12	0	.250	225	452

# CLUB HISTORY

## 2004 (6-10)

### HEAD COACH DENNIS GREEN

Sept. 12	At St. Louis	L	10-17	65-53R
Sept. 19	New England	L	12-23	51,557
Sept. 26	At Atlanta	L	3-6	70,534
Oct. 3	New Orleans	W	34-10	28,109
Oct. 10	At San Francisco (OT)	L	28-31	62,836
Oct. 24	Seattle	W	25-17	35,695
Oct. 31	At Buffalo	L	14-36	65,887
Nov. 7	At Miami	W	24-23	72,612
Nov. 14	N.Y. Giants	W	17-14	42,297
Nov. 21	At Carolina	L	10-35	72,796
Nov. 28	N.Y. Jets	L	3-13	35,820
Dec. 5	At Detroit	L	12-26	62,262
Dec. 12	San Francisco (OT)	L	28-31	35,069
Dec. 19	St. Louis	W	31-27	40,070
Dec. 26	at Seattle	L	12-24	65,825
Jan. 2	Tampa Bay	W	12-7	31,650

284-322

Home: 5-3 (300,267); Away: 1-7 (538,290)

### TEAM STATISTICS

	Cards	Opp.
Total First Downs	280	282
Rushing	86	101
Passing	152	153
Penalty	42	28
3rd Down: Made/Att.	84/241	66/209
3rd Down Pct.	34.9	31.6
4th Down: Made/Att.	5/12	8/14
4th Down Pct.	41.7	57.1
Possession Avg.	30:53	29:07
Total Net Yards	4550	5141
Avg. Per Game	284.4	321.3
Total Plays	1047	993
Avg. Per Play	4.3	5.2
Net Yards Rushing	1668	2105
Avg. Per Game	104.3	131.6
Total Rushes	475	450
Net Yards Passing	2882	3036
Avg. Per Game	180.1	189.8
Sacked/Yards Lost	39/320	38/229
Gross Yards	3202	3265
Att./Completions	533/299	505/271
Completion Pct.	56.1	53.7
Had Intercepted	18	15
Punts/Average	99/42.7	97/41.9
Net Punting Avg.	99/36.4	97/35.8
Penalties/Yards	124/948	139/1121
Fumbles/Ball Lost	34/11	32/15
Touchdowns	31	35
Rushing	15	12
Passing	14	18
Returns	2	5

### SCORING BY PERIODS

	Q1	Q2	Q3	Q4	Ot	Pts
Team	40	78	57	109	6	284
Opponents	64	100	63	89	6	322

### SCORING

	TD	Ru	PaRt	K-PAT	FG	S	Pts.	
Rackers	0	0	0	0	28/28	0	94	
E. Smith	9	9	0	0	0	0	54	
Fitzgerald	8	0	0	0	0	0	48	
Ayanbadejo	4	3	1	0	0	0	24	
McCown	2	2	0	0	0	0	14	
Hambriek	2	1	1	0	0	0	12	
Jones	2	0	2	0	0	0	12	
Boldin	1	0	1	0	0	0	6	
Johnson	1	0	1	0	0	0	6	
Starks	1	0	1	0	0	0	6	
Wilson	1	0	0	1	0	0	6	
Hayes	0	0	0	0	0	1	2	
Team	31	15	14	2	28/28	2/29	284	
Opponents	35	12	18	5	29/30	25/26	0	322

2-pt. Conversions: McCown, Team 1-3, Opponents 4-5

### PASSING

	Att.	Comp.	Yds	Cmp%	Yds/Att.	Td	Td%	Int	Int%	Long	Sack/Lost	Rating
McCown	408	233	2511	57.1	6.15	11	2.7	10	2.5	48	31/263	74.1
S. King	84	47	502	56.0	5.98	1	1.2	4	4.8	40	6/42	57.7
Navarre	40	18	168	45.0	4.20	1	2.5	4	10.0	33t	1/8	25.8
E. Smith	1	1	21	100.0	21.00	1	100.0	0	0.0	21t	0/0	158.3
Fitzgerald	0	0	0	---	---	0	---	0	---	---	1/7	---
Team	533	299	3202	56.1	6.01	14	2.6	18	3.4	48	39/320	68.5
Opponents	505	271	3265	53.7	6.47	16	3.6	15	3.0	75t	38/229	73.2

### SACKS

Berry 14.5, Dansby 5.0, Pace 4.5, Dockett 3.5, Zellner 2.0, Darling 1.0, R. Davis 1.0, Harris 1.0, Hill 1.0, Kolodziej 1.0, Starks 1.0, Thompson 1.0, Wilson 1.0, Macklin 0.5, Team 38.0, Opponents 39.0

### RUSHING

	No.	Yds	Avg	Long	Td
E. Smith	267	937	3.5	29t	9
Hambriek	63	283	4.5	62	1
Ayanbadejo	30	122	4.1	23	3
McCown	36	112	3.1	12	2
Scobey	27	89	3.3	10	0
Croom	29	76	2.6	20	0
S. King	9	30	3.3	16	0
Fitzgerald	8	14	1.8	10	0
Williams	2	6	3.0	3	0
Boldin	1	3	3.0	3	0
Anderson	1	2	2.0	2	0
Johnson	2	-6	-3.0	1	0
Team	475	1668	3.5	62	15
Opponents	450	2105	4.7	74	12

### RECEIVING

	No.	Yds	Avg	Long	Td
Fitzgerald	58	780	13.4	48	8
Boldin	56	623	11.1	31t	1
Johnson	49	537	11.0	40	1
Jones	45	426	9.5	40	2
Ayanbadejo	19	171	9.0	21t	1
Williams	18	197	10.9	33	0
Scobey	18	191	10.6	42	0
E. Smith	15	105	7.0	18	0
People	5	70	14.0	24	0
Edwards	5	51	10.2	19	0
Hambriek	4	16	4.0	9	1
Diamond	3	19	6.3	8	0
Team	2	16	8.0	8	0
Newhouse	1	5	5.0	5	0
McCown	1	-5	-5.0	-5	0
Team	299	3202	10.7	48	14
Opponents	271	3265	12.0	75t	18

### INTERCEPTIONS

	No.	Yds	Avg	Long	Td
Macklin	4	18	4.5	16	0
Wilson	3	62	20.7	27	0
Starks	3	46	15.3	41t	1
Darling	1	65	65.0	65	0
Dockett	1	20	20.0	20	0
Dansby	1	2	2.0	2	0
Hill	1	2	2.0	2	0
Harris	1	-1	-1.0	-1	0
Team	15	214	14.3	65	1
Opponents	18	263	14.6	76	1

### PUNT RETURNS

	Ret	Fc	Yds	Avg	Long	Td
Williams	42	12	286	6.8	38	0
Starks	7	1	43	6.1	15	0
Boldin	0	1	0	---	---	0
Team	49	14	329	6.7	38	0
Opponents	56	16	486	8.7	71t	1

### KICKOFF RETURNS

	No.	Yds	Avg	Long	Td
Scobey	32	723	22.6	71	0
Croom	16	314	19.6	35	0
Johnson	6	135	22.5	47	0
Ayanbadejo	3	50	16.7	21	0
Edwards	3	40	13.3	14	0
Hayes	3	6	2.0	6	0
Vanden Bosch	1	7	7.0	7	0
Williams	1	18	18.0	18	0
Team	65	1293	19.9	71	0
Opponents	46	1017	22.1	87t	1

### PUNTING

	No.	Yds	Avg	Net	Tb	In	Lg	B
Player	98	4230	43.2	36.4	7	32	57	1
Team	99	4230	42.7	36.4	7	32	57	1
Opponents	97	4064	41.9	35.8	13	25	68	1

### FIELD GOALS

	1-19	20-29	30-39	40-49	50+
Rackers	0	6-6	5-7	6-7	5-9
Team	0-0	6-6	5-7	6-7	5-9
Opponents	0-0	13-13	7-7	3-4	2-2

Rackers: (22g)(51g,52g,58t)(30g)(26g,33g)(15)55g,55g,50g)(64t)(29g)(41g)(50t,26g)(20g)(42g,33g)(34,44g,22g)(48g)(52g)(40g,45g,35n,39g,31g,47t)

Opponents: (50g,28g,22g)(29g,28g,24g)(25g,23g)(20g)(37g,42g,32g)(54g)(25g)(30g,29g,28g)(44b)(1)28g,46g)(45g,22g,31g,36g)(31g)(1)(34g)(1)

### USUAL STARTING LINEUP

Offense	Defense
WR.....Larry Fitzgerald	LE.....Peppi Zellner
LT.....Leonard Davis	NT.....Russell Davis
LG.....Peggie Wells	UT.....Darnell Dockett
CG.....Alex Stepanovich	RE.....Bertrand Berry
RG.....Carlos Spikes	SLB.....Karlos Dansby
RT.....Anthony Clement	MLB.....Ronald McKinnon
L.J. Shelton	WLB.....James Darling
TE.....Freddie Jones	RCB.....Reinaldo Hill
WR.....Anquan Boldin	RCB.....David Macklin
Bryant Johnson	SS.....Adrian Wilson
QB.....Josh McCown	FS.....Ilearyn Olatea
PB.....Obafemi Ayanbadejo	P.....Scott Player
RB.....Emmitt Smith	K.....Neil Rackers

### NOTES

Team's first season under head coach Dennis Green was one of transition but also promise and opportunity... team entered week 16 of the regular season with a playoff berth and division title in reach before a three-point road loss at Seattle ended postseason hopes... Cardinals won two games by 24 points (something that they'd not done in over a decade) and also finished 5-3 at home for the first time since last playoff season of 1986... strategic but aggressive approach to free agency yielded several new starters, most notably DE Bertrand Berry who would prove to become the best free agent pick-up in team history by leading the NFC in sacks (14-5) and earning his first career Pro Bowl berth... an outstanding '04 draft class produced four full-time starters in WR Larry Fitzgerald, LB Karlos Dansby, DT Darnell Dockett and CG Alex Stepanovich... defense improved its overall rank to 26th at the end of '03 to 12th and didn't allow a touchdown in three games while allowing just one TD in three others... the offense was bitten early by injuries as RB Marcel Shipp suffered a broken leg in training camp that ended his season and all-pro WR Anquan Boldin suffered a training camp knee injury that caused him to miss the regular season's first six games... in his second season in Arizona, Emmitt Smith led the team with 937 rushing yards and 9 rushing TDs... the offense struggled to find consistency and that led to numerous lineup changes throughout the year including three different starting QBs... S Pat Tillman, who left the Cardinals to join U.S. Army and enter Army Ranger training prior to 2002 season, is killed April 22 in Afghanistan.

### FINAL NFC WEST STANDINGS

Team	W	L	T	Pct.	Pts.	OP
Seattle	9	7	0	.562	371	373
St. Louis	8	8	0	.500	319	392
Arizona	6	10	0	.375	284	322
San Francisco	2	14	0	.125	259	452

(All-Time Results continued on page 378)



# CLUB HISTORY

## 2006 (5-11)

### HEAD COACH DENNIS GREEN

Date	Opponent	W/L	Score
09/10	San Francisco	W	34-27 63,407
09/17	at Seattle	L	10-21 67,470
09/24	St. Louis	L	14-16 63,278
10/01	at Atlanta	L	10-32 68,961
10/08	Kansas City	L	20-23 63,445
10/16	Chicago	L	23-24 63,977
10/22	at Oakland	L	9-22 61,585
10/29	at Green Bay	L	14-31 70,809
11/12	Dallas	L	10-27 63,926
11/19	Detroit	W	17-17 63,348
11/26	at Minnesota	L	26-31 63,483
12/03	at St. Louis	W	24-20 65,612
12/10	Seattle	W	27-21 63,603
12/17	Denver	L	20-37 63,845
12/24	at San Francisco	W	26-20 67,751
12/31	at San Diego	L	20-27 66,492

Home: 3-5 (508,829), Away: 2-6 (532,193)

### TEAM STATISTICS

	Cards	Opp.
Total First Downs	298	331
Rushing	84	114
Passing	187	186
Penalty	27	31
3rd Down: Made/Att	83/212	83/201
3rd Down Pct.	39.2	41.3
4th Down: Made/Att	10/15	7/15
4th Down Pct.	66.7	46.7
Possession Avg.	29:59	30:01
Total Net Yards	5000	5591
Avg. Per Game	312.5	349.4
Total Plays	999	1018
Avg. Per Play	5.0	5.5
Net Yards Rushing	1338	1897
Avg. Per Game	83.6	118.6
Total Rushes	419	458
Net Yards Passing	3662	3694
Avg. Per Game	228.9	230.9
Sacked/Yards Lost	35/262	38/238
Gross Yards	3924	3932
Att./Completions	545/322	522/321
Completion Pct.	59.1	61.5
Had Intercepted	17	16
Punts/Average	68/43.6	58/44.8
Net Punting Avg.	68/34.5	58/37.7
Penalties/Yards	117/937	95/815
Fumbles/Ball Lost	31/13	29/17
Touchdowns	33	42
Rushing	12	16
Passing	17	21
Returns	4	5

### SCORE BY PERIODS

	Q1	Q2	Q3	Q4	OT	PTS
Team	104	81	46	83	0	314
Opponents	84	100	100	105	0	389

### SCORING

	TD	Ru	PaRt	K-PAT	FG	S	Pts.
Rackers	0	0	0	0	32/32	28/37	0 116
Fitzgerald	6	0	0	0/0	0/0	0	36
James	6	0	0	0/0	0/0	0	36
Boldin	4	0	0	0/0	0/0	0	24
Bry Johnson	4	0	0	0/0	0/0	0	24
Shipp	4	0	0	0/0	0/0	0	24
Leinart	2	2	0	0/0	0/0	0	12
Walters	2	0	0	0/0	0/0	0	12
Wilson	2	0	2	0/0	0/0	0	12
Arrington	1	0	1	0/0	0/0	0	6
Bergén	1	0	1	0/0	0/0	0	6
Smith	1	0	1	0/0	0/0	0	6
Team	33	12	17	4	32/32	28/37	0 314
Opponents	42	16	21	5	42/42	31/34	1 389

2-Pt. Conversions:

TEAM 0-1, OPPONENTS 0-0

### Passing

	Att.	Comp.	Yds	Cmp%	Yds/Att.	Td	Td%	Int	Int%	Long	Sack/Lost	Rating
Leinart	377	214	2547	56.8	6.76	11	2.9	12	3.2	58	21/158	74.0
Warner	166	108	1377	64.3	8.20	6	3.6	5	3.0	64	14/104	89.3
Team	545	322	3924	59.1	7.20	17	3.1	17	3.1	64	35/262	78.7
Opponents	522	321	3932	61.5	7.53	21	4.0	16	3.1	78	38/238	85.4

### SACKS

Okeator 8.5, Dansby 8, Berry 6, Wilson 5, Smith 2.5, Cooper LG 2, Cooper TM 2, Dockett 2, Clancy 1, Hayes 1, Pace 1, Watson 1, TEAM 38, OPPONENTS 35

### RUSHING

	No.	Yds	Avg	Long	TD
James	337	1159	3.4	18	6
Leinart	22	49	2.2	14	2
Shipp	17	41	2.4	9t	4
Ayanbadejo	9	37	4.1	11	0
Boldin	5	28	5.6	18	0
Arrington	14	19	1.4	9	0
Schabie	1	5	5.0	5	0
Warner	13	3	0.2	9	0
Fitzgerald	0	0	—	—	0
Bry Johnson	1	-3	-3.0	-3	0
Team	419	1338	3.2	18	12
Opponents	458	1897	4.1	78t	16

### RECEIVING

	No.	Yds	Avg	Long	TD
Boldin	83	1203	14.5	64	4
Fitzgerald	69	846	13.7	57	6
Bry Johnson	40	740	18.5	58	4
James	38	217	5.7	14	0
Walters	23	209	9.1	26	2
Ayanbadejo	17	139	8.2	27	0
Pope	16	161	10.1	33	0
Bergén	15	111	7.4	17	1
Arrington	8	58	7.3	19	0
Shipp	6	60	10.0	22	0
Spurlock	4	31	7.8	15	0
Wakelief	2	24	12.0	19	0
Bronson	1	25	25.0	25	0
Team	322	3924	12.2	64	17
Opponents	321	3932	12.2	78	21

### INTERCEPTIONS

	No.	Yds	Avg	Long	TD
Wilson	4	146	36.5	99t	1
Griffith	3	30	10.0	23	0
Hayes	3	24	8.0	24	0
Francisco	2	61	30.5	44	0
Macklin	1	56	56.0	56	0
Rolle	1	23	23.0	23	0
Belsel	1	11	11.0	11	0
Dockett	1	-1	-1.0	-1	0
Team	16	350	21.9	99t	1
Opponents	17	110	6.5	37t	1

### PUNT RETURNS

	Ret	FC	Yds	Avg	Long	TD
Walters	24	12	250	10.4	37	0
Bry Johnson	1	1	0	0.0	0	0
Team	25	13	250	10.0	37	0
Opponents	44	6	562	12.8	63t	1

### KICKOFF RETURNS

	No.	Yds	Avg	Long	TD
Arrington	67	1520	22.7	99t	1
Spurlock	3	54	18.0	21	0
Bry Johnson	2	29	14.5	16	0
Wakelief	1	7	7.0	7	0
Team	73	1610	22.1	99t	1
Opponents	58	1481	25.5	64	0

### PUNTING

	No.	Yds	Avg	Net TB	In	Lg	B
Player	66	2965	44.9	34.5	3	18	58
Team	68	2965	43.6	34.5	3	18	58
Opponents	58	2596	44.8	37.7	8	18	66

### FIELD GOALS

	1-19	20-29	30-39	40-49	50+
Rackers	0/0	11/11	9/9	7/10	1/7
Team	0/0	11/11	9/9	7/10	1/7
Opponents	1/1	9/9	11/13	9/9	1/2

Rackers: (36G,30G)(51N,53N,43G)(1)(29G)(41G, 45G,51N)(52N,41G,28G,29G,40N)(49N,29G,45G, 38G)(1)(28G)(36G)(21G,50G,41N)(23G,20G)(32G,53N,40G)(49G,50N,38G)(25G,39G,37G, 32G)(28G,20G)

Opponents: (34N,22G,44G)(30B)(26G,47G,2 1G)(34G,40G,51G,36G,26G,28G)(45G,40G,19G) (23G)(31G,35G)(42G)(28G,38G)(32G,50N)(40G) (27G,37G)(1)(30G,22G,30G)(49G,32G)(47G,35)

### USUAL STARTING LINEUP

Offense	Defense
WR.....Larry Fitzgerald	LE.....Chike Okeator
LT.....Leonard Brown	NT.....Kenneth Clancy
LG.....Milford Davis	UT.....Darnell Dockett
C.....Nick Luckey	RE.....Bertrand Berry
RG.....Deuce Luttrell	.....Antonio Smith
RT.....Reggie Wells	SLB.....Karlos Dansby
TE.....Leonard Pope	MLB.....Gerald Hayes
WR.....Anquan Boldin	LCB.....Orlando Huff
QB.....Matt Leinart	LWB.....Antrel Rolle
WR.....Bryant Johnson	RCB.....David Macklin
RB.....Edgerrin James	SS.....Adrian Wilson
	FS.....Robert Griffith

P.....Scott Player  
K.....Neil Rackers

### NOTES

The Cardinals opened up University of Phoenix Stadium with a game against San Francisco on September 10, the team's first season opening contest at home since moving to Arizona in 1988 ... rookie QB Matt Leinart takes over the starting role in October and starts 11 games, setting the franchise record for passing yards by a rookie with 2,547 and becoming the first Cardinals quarterback since 2001 to have three games in a season with a 100+ quarterback rating ... Adrian Wilson selected to first Pro Bowl after scoring a pair of 99-yard TDs (fumble and interception) to become first player in NFL history with two defensive TDs of 99 yards ... Anquan Boldin selected to second Pro Bowl after recording third 1,000-yard season of four-year career, also becoming fastest NFL player to reach 330 career receptions at Oakland ... DE Chike Okeator lies career high with 8.5 sacks, recording 7.5 of them in final seven games of season ... RB Edgerrin James becomes first RB to rush for over 1,000 yards since 1998 finishing with 1,159 yards on franchise record 337 carries ... Team sets new season attendance record with 508,829 fans and sells out every home game including first MNF game since 1999.

### FINAL NFC WEST STANDINGS

Team	W	L	T	Pct.	Pts.	OP
Seattle	9	7	0	.562	335	341
St. Louis	8	8	0	.500	367	381
San Francisco	7	9	0	.438	298	412
Arizona	5	11	0	.312	314	389

(All-Time Results continued on page 380)

(All-Time Results continued from page 379)

2007 (8-8)

HEAD COACH KEN WHISENHUNT

Sept. 10	at San Francisco	L	17-20	68,111
Sept. 16	Seattle	W	23-20	64,542
Sept. 23	at Baltimore	L	23-26	71,372
Sept. 30	Pittsburgh	W	21-14	64,844
Oct. 7	at St. Louis	W	34-31	61,788
Oct. 14	Carolina	L	10-25	64,403
Oct. 21	at Washington	L	19-21	85,640
Nov. 04	at Tampa Bay	L	10-17	65,287
Nov. 11	Detroit	W	31-21	64,753
Nov. 18	at Cincinnati	W	35-27	65,403
Nov. 25	San Francisco	L	31-37	64,483
Dec. 02	Cleveland	W	27-21	64,791
Dec. 09	at Seattle	L	21-42	68,193
Dec. 16	at New Orleans	L	24-31	70,007
Dec. 23	Atlanta	W	30-27	64,159
Dec. 30	St. Louis	W	48-19	64,671

404-399  
Home: 6-2 (451,975) Away: 2-6 (620,452)

TEAM STATISTICS

Total First Downs	308	Opp. 298
Rushing	70	90
Passing	210	185
Penalty	28	23
3rd Down: Made/Att	75/203	87/218
3rd Down Pct.	36.9%	39.9%
4th Down: Made/Att	12/14	7/15
4th Down Pct.	85.7%	46.7%
Possession Avg.	30:10	29:50
Total Net Yards	5505	5283
Avg. Per Game	344.1	330.2
Total Plays	1016	1013
Avg. Per Play	5.4	5.2
Net Yards Rushing	1440	1567
Avg. Per Game	90.0	97.9
Total Rushes	402	407
Net Yards Passing	4065	3716
Avg. Per Game	254.1	232.3
Sacked/Yards Lost	24/163	36/242
Gross Yards	4228	3958
Attempts/Completions	590/356	570/361
Completion Pct.	60.3%	63.3%
Had Intercepted	24	18
Punts/Average	80/40.0	73/43.1
Net Punting Avg.	32.0	37.6
Penalties/Yards	137/1128	118/861
Fumbles/Ball Lost	27/12	23/11
Touchdowns	49	45
Rushing	9	13
Passing	32	26
Returns	8	6

SCORE BY PERIODS

	Q1	Q2	Q3	Q4	OT	PTS
Team	57	148	65	131	3	404
Opponents	88	114	99	92	6	399

SCORING

	TD	RU	PA	RT	K-PAT	FG	S	PTS
Rackers	0	0	0	0	47/48	21/30	0	110
Fitzgerald	10	0	0	0	0/0	0/0	0	60
Boldin	9	0	0	0	0/0	0/0	0	54
James	7	7	0	0	0/0	0/0	0	42
Pope	5	0	5	0	0/0	0/0	0	30
Rolle	3	0	0	3	0/0	0/0	0	18
Johnson	2	0	2	0	0/0	0/0	0	12
Hood	2	0	0	2	0/0	0/0	0	12
Urban	2	0	2	0	0/0	0/0	0	12
Patrick	2	0	2	0	0/0	0/0	0	12
Wells	1	0	0	1	0/0	0/0	0	6
Hayes	1	0	0	1	0/0	0/0	0	6
Warner	1	1	0	0	0/0	0/0	0	6
Shipp	1	1	0	0	0/0	0/0	0	6
Breaston	1	0	0	1	0/0	0/0	0	6
Arrington	1	0	1	0	0/0	0/0	0	6
Bienemann	1	0	1	0	0/0	0/0	0	6
Team	49	9	32	8	47/48	21/30	0	404
Opponents	45	13	26	6	39/39	28/33	2	399

2-Pt. Conversions: Team 0-1, Opponents 2-5

PASSING

	Att.	Comp.	Yds.	Comp. %	Yds./Att.	TD	TD%	Int.	Int. %	Long	Sack/Lost	Rating
Warner	451	281	3417	62.3%	7.6	27	6.0%	17	3.8%	62	20/140	89.8
Leinart	112	60	647	53.6%	5.8	2	1.8%	4	3.6%	40	4/23	61.9
Rattay	27	15	164	55.6%	6.1	3	11.1%	3	11.1%	42	0/0	71.2
Boldin	0	0	0	0.0%	0.0%	0	0.0%	0	0.0%	0	0/0	0.0
Team	590	356	4228	60.3%	7.2	32	5.4%	24	4.1%	62	24/163	83.4
Opponents	570	361	3958	63.3%	6.9	26	4.6%	18	3.2%	74	36/242	85.8

SACKS

Dockett 9.0, Pace 6.5, Smith 5.5, Hays 4.0, Dansby 3.5, Blackstock 3.0, Berry 2.5, Taloya 2.0 Team: 36.0, Opponents: 44.0

RUSHING

	No.	Yds	Avg	Long	TD
James	324	1222	3.8	27	7
Arrington	26	78	3.0	12	0
Leinart	11	42	3.8	20	0
Shipp	15	41	2.7	14	1
Warner	17	15	0.9	9	1
Boldin	1	14	14.0	14	0
Morey	1	13	13.0	13	0
Breaston	2	8	4.0	10	0
Rattay	2	5	2.5	5	0
Smith	1	3	3.0	3	0
Berger	1	0	0.0	0	0
Hasselbeck	1	-1	-1.0	-1	0
Team	402	1440	3.6	27	9
Opponents	407	1567	3.9	75	13

RECEIVING

	No.	Yds	Avg	Long	TD
Fitzgerald	100	1409	14.1	48	10
Boldin	71	853	12.0	44	9
Johnson	46	528	11.5	30	2
Arrington	29	241	8.3	32	1
James	24	204	8.5	26	0
Pope	23	238	10.3	31	5
Urban	22	329	15.0	42	2
Morey	8	131	16.4	62	0
Breaston	8	92	11.5	22	0
Patrick	7	73	10.4	21	2
Smith	7	59	8.4	16	0
Bienemann	7	46	6.6	13	1
Shipp	4	25	6.3	9	0
Team	356	4228	11.9	62	32
Opponents	361	3958	11.0	74	26

INTERCEPTIONS

	No.	Yds	Avg	Long	TD
Rolle	5	231	46.2	57	3
Hood	5	196	39.2	71	2
Dansby	3	55	18.3	28	0
Wilson	2	20	10.0	20	0
Hayes	1	30	30.0	30	1
Pace	1	14	14.0	14	0
Brown	1	5	5.0	5	0
Team	18	551	30.6	71	6
Opponents	24	380	15.8	84	3

PUNT RETURNS

	Ret	FC	Yds	Avg	Long	TD
S.Breaston	42	6	395	9.4	73	1
Team	42	6	395	9.4	73	1
Opponents	38	15	496	13.1	75	11

KICKOFF RETURNS

	No.	Yds	Avg	Long	TD
Breaston	62	1391	22.4	59	0
Arrington	11	251	22.8	56	0
Morey	1	40	40.0	40	0
Team	74	1682	22.7	59	0
Opponents	60	1389	23.2	80	0

PUNTING

	No.	Yds	Avg	Net	TB	In	Ln	G	B
Barr	59	2365	40.1	31.7	5	15	61	1	
Berger	20	813	40.7	33.0	2	6	56	0	
Team	79	3198	40.0	32.0	7	21	61	1	
Opponents	73	3181	43.6	37.1	4	20	60	0	

FIELD GOALS

	1-19	20-29	30-39	40-49	50+
Rackers	2/2	5/5	8/8	5/6	3/9
Team	2/2	5/5	6/8	5/6	3/9
Opponents	1/1	9/10	10/10	8/10	0/2
Rackers:	(35G)(28G, 53N, 52G, 42G)(46G, 47N, 40G, 41G)(52N)(50G, 39N, 32G)(50G)(55N)(47G)(23G)(54N)(19G, 32N)(33G, 19G)(50N)(54N, 26G)(32G, 29G, 31G)(23G, 33G)				
Opponents:	(33G, 30G)(28G, 28G)(21G, 28G, 43G, 46G)(146G, 35G, 31G)(33G, 43G, 24G, 45N, 45G)(41N)(32G, 58N, 28N)(141G, 38G)(19G, 55N)(37G, 22G)(23G, 41G)(31G)(23G, 21G)(37G, 42G)(26G, 20G)(47G, 32G)(30G, 38N)(48G)(41G)(27G, 41G, 26G)(144G)				

USUAL STARTING LINEUP

Offense	Defense
WR.....Larry Fitzgerald	LE.....Antonio Smith
LT.....Mike Gandy	NT.....Gabe Watson
LG.....Reggie Wells	DT.....Darnell Dockett
C.....Al Johnson	RE.....Bertrand Berry
RT.....Deuce Lutui	WLB.....Karlus Dansby
RG.....Lew Brown	MLB.....Gerald Hayes
TE.....Leonard Pope	SLB.....Calvin Pace
WR.....Anquan Boldin	LCB.....Rod Hood
QB.....Kurt Warner	RCB.....Eric Green
FB.....Terrelle Smith	SS.....Adnan Wilson
RB.....Edgerlin James	FS.....Terrence Holt

NOTES

Under first year head coach Ken Whisenhunt, the Cardinals finished the season with an 8-8 record, their best finish since 1998 ... the team finished with a home record of 6-2, their best home record since they finished 6-1 in 1976 ... Kurt Warner took over as the starting QB in week six after Matt Leinart injured his shoulder and throws for 27 touchdowns, the second-highest passing TD total in team history ... Larry Fitzgerald earned his second Pro Bowl nod after leading the NFC in both receptions (100) and receiving yards (1,409) and he also tied the franchise record with TD receptions in five consecutive games ... Edgerlin James rushed for 1,222 yards in the season, joining Otis Anderson as the only Cardinal running backs to record a season with 1,200+ yards rushing while the two are also the only ones with back-to-back 1,000-yard seasons ... Anquan Boldin became the fastest receiver in NFL history to reach 400 receptions (doing so in his 67th career game) while also establishing a new career-high with nine touchdown receptions ... Antrel Rolle's three interception returns for touchdowns in led the NFL and tied for the second-most in NFL history for a single-game while his two interceptions returns in week 11 at Cincinnati tied the NFL record for a single game ... Darnell Dockett collected nine sacks on the year, tying the franchise record for sacks by a defensive tackle and led the NFL among interior defensive linemen ... for the second season in a row the team sold out every home game and set a new season attendance record with 516,646 fans attending a regular season game.

FINAL NFC WEST STANDINGS

	Team	W	L	T	Pct.	Pts.	OP
Seattle	10	6	0	.625	393	291	
Arizona	8	8	0	.500	404	399	
San Francisco	5	11	0	.312	219	364	
St. Louis	3	13	0	.188	263	438	

**PRESEASON RESULTS**

**1946 (2-0)**

Sept. 8	At Newark Bears	W	48-6	10,800
Sept. 13	Greensboro Generals	W	<u>47-0</u>	5,000
Home: 1-0 (5,000). Away: 1-0 (10,800). 95-6				

**1947 (3-0)**

Sept. 5	Philadelphia (At Buffalo, N.Y.)	W	38-21	16,282
Sept. 10	N.Y. Giants	W	52-21	39,850
Sept. 19	Boston Yanks (At Dallas, Tex.)	W	<u>7-3</u>	16,000
Home: 1-0 (39,850). Away: (32,282). 97-45				

**1948 (4-0)**

Aug. 20	College All-Stars (At Chicago, Soldier Field)	W	28-0	101,220
Sept. 6	Washington (At Denver, Colo.)	W	46-20	17,782
Sept. 10	At Philadelphia	W	23-9	65,000
Sept. 19	Pittsburgh (At Chicago-Wrigley Field)	W	<u>35-14</u>	16,834
Home: 2-0 (118,054). Away: 2-0 (82,782). 132-43				

**1949 (4-1)**

Aug. 29	Philadelphia	L	14-51	36,236
Sept. 2	N.Y. Bulldogs (At Allentown, Pa.)	W	24-21	8,316
Sept. 10	Washington (At Birmingham, Ala.)	W	24-10	25,000
Sept. 14	At Pittsburgh	W	30-7	17,983
Sept. 18	Wilkes-Barre Barons (At Pittston, Pa.)	W	<u>49-6</u>	3,519
Home: 0-1 (36,236). Away: 4-0 (54,818). 141-95				

**1950 (1-5)**

Aug. 16	At Green Bay	L	14-17	20,136
Aug. 19	N.Y. Yanks (At Des Moines, Ia.)	L	10-23	12,000
Aug. 23	At L.A. Rams	L	31-34	16,919
Aug. 26	Washington (At Denver, Colo.)	L	7-31	17,302
Sept. 1	San Francisco	W	28-21	29,207
Sept. 9	Detroit (Birmingham, Ala.)	L	<u>16-24</u>	15,000
Home: 1-0 (29,207). Away: 0-5 (37,055). 106-150				

**1951 (2-3)**

Aug. 25	At Green Bay	L	14-17	16,168
Aug. 31	N.Y. Yanks	W	28-7	20,165
Sept. 8	L.A. Rams (At Salt Lake City, Utah)	W	36-21	18,000
Sept. 15	Detroit (At San Antonio, Tex.)	L	7-21	19,510
Sept. 23	San Francisco (At Omaha, Neb.)	L	<u>17-37</u>	10,000
Home: 1-0 (20,165). Away: 1-3 (44,168). 102-103				

**1952 (3-3)**

Aug. 18	Detroit (At Amarillo, Tex.)	L	13-28	10,500
Aug. 24	At San Francisco	L	14-38	34,109
Aug. 30	L.A. Rams (At Portland, Ore.)	L	14-24	30,000
Sept. 7	Green Bay	W	38-7	15,497
Sept. 13	Camp Polk (At Camp Polk, La.)	W	66-7	6,000
Sept. 20	Dallas Texans (At Houston, Tex.)	W	<u>10-0</u>	12,500
Home: 1-0 (15,497). Away: 2-3. 155-104				

**1953 (2-2-1)**

Aug. 22	Baltimore Colts (At Lubbock, Tex.)	L	7-10	3,000
Aug. 29	Green Bay (At Spokane, Wash.)	W	13-7	17,000
Sept. 7	L.A. Rams (At Portland, Ore.)	W	23-10	26,210
Sept. 13	At San Francisco	T	14-14	22,736
Sept. 20	At Chicago Bears	L	<u>13-14</u>	25,840
Home: 0-0. Away: 2-2-1 (91,786). 70-55				

**1954 (2-5)**

Aug. 14	Green Bay (At Minneapolis, Minn.)	W	27-10	21,000
Aug. 18	Chicago Bears (At Chattanooga, Tenn.)	W	19-0	12,000
Aug. 21	N.Y. Giants (At Spokane, Wash.)	L	0-30	10,000
Aug. 29	At San Francisco	L	7-42	24,559
Sept. 4	L.A. Rams (At Portland, Ore.)	L	17-51	19,295
Sept. 11	Philadelphia (At St. Louis, Mo.)	L	0-30	10,000
Sept. 15	Baltimore Colts	L	<u>2-20</u>	18,581
Home: 0-1. Away: 2-4 (86,854). 72-153				

**1955 (1-4)**

Aug. 20	Chicago Bears (At Jacksonville, Fla.)	W	21-6	24,000
Aug. 28	Detroit	L	16-17	12,621
Sept. 4	At San Francisco	L	<u>7-43</u>	33,579
Home: 0-1. Away: 0-2. 44-66				

**1956 (1-5)**

Aug. 18	Chicago Bears (At Jacksonville, Fla.)	L	7-31	22,000
Aug. 25	Detroit (At Mobile, Ala.)	W	20-17	20,000
Sept. 2	At San Francisco	L	13-14	28,758
Sept. 7	At L.A. Rams	L	21-69	35,855
Sept. 15	Green Bay (At St. Louis, Mo.)	L	20-21	31,454
Sept. 23	N.Y. Giants (At Memphis, Tenn.)	L	<u>7-42</u>	Unknown
Home: 0-0. Away: 1-5 (138,067). 89-173				

*(Preseason Results continued on page 382)*

*(Preseason Results continued from page 381)***1957 (1-5)**

Aug. 16	Green Bay (At Miami, Fla.)	L	16-20	20,820
Aug. 24	Green Bay (At Austin, Tex.)	L	14-17	20,000
Aug. 31	L.A. Rams (At Portland, Ore.)	L	21-63	21,108
Sept. 7	San Francisco (At Seattle, Wash.)	L	21-27	28,000
Sept. 15	Baltimore Colts (At Louisville, Ky.)	L	9-27	17,216
Sept. 21	Baltimore Colts (At St. Louis, Mo.)	W	<u>27-21</u>	21,182
Home: 0-0. Away: 1-5 (107,144).			108-175	

**1958 (2-3-1)**

Aug. 17	Chicago Bears (At Buffalo, N.Y.)	L	7-10	15,000
Aug. 23	Baltimore Colts (At Austin, Tex.)	T	31-31	14,000
Aug. 31	At San Francisco	L	31-55	23,997
Sept. 6	L.A. Rams (At Seattle, Wash.)	W	27-26	31,500
Sept. 12	Pittsburgh (At St. Louis, Mo.)	L	31-55	25,302
Sept. 21	Green Bay (At Minneapolis, Minn.)	W	<u>31-24</u>	18,520
Home: 0-0. Away: (114,319).			158-201	

**1959 (4-3)**

Aug. 5	At Toronto Argonauts	W	55-27	27,152
Aug. 15	Detroit (At Norman, Okla.)	L	19-21	40,000
Aug. 22	Pittsburgh	W	21-10	15,000
Aug. 29	At L.A. Rams	L	21-34	52,013
Sept. 5	San Francisco (At Seattle, Wash.)	W	27-24	23,000
Sept. 11	Pittsburgh (At St. Louis, Mo.)	L	13-21	30,055
Sept. 20	Baltimore Colts (At Louisville, Ky.)	W	<u>31-17</u>	16,671
Home: 0-0. Away: 4-3 (173,836).			182-147	

**1960 (4-2)**

Aug. 13	Dallas (At San Antonio)	W	20-13	14,000
Aug. 20	Detroit (At Toledo)	L	21-24	8,036
Aug. 26	Baltimore (At Charleston, S.C.)	W	31-21	14,000
Sept. 5	At Green Bay	L	14-35	20,668
Sept. 9	Philadelphia	W	35-14	23,666
Sept. 18	At San Francisco	W	<u>24-17</u>	13,021
Home: 1-0 (23,666). Away: 3-2 (69,725). 145-124				

**1961 (1-4)**

Aug. 2	At Toronto (Vs. CFL Argonauts)	W	36-7	24,376
Aug. 18	Green Bay	L	10-31	31,056
Aug. 26	Pittsburgh (At Jacksonville, Fla.)	L	14-24	13,090
Sept. 1	At Detroit	L	7-20	12,621
Sept. 9	Philadelphia (At Hershey, Pa.)	L	<u>0-27</u>	13,392
Home: 0-1 (31,056). Away: 1-3 (76,535).			67-109	

**1962 (1-3-1)**

Aug. 11	N.Y. Giants (At Canton, O.)	T	21-21	15,000
Aug. 18	Green Bay (At Jacksonville, Fla.)	L	14-21	21,622
Aug. 25	At Minnesota	W	24-21	15,500
Sept. 1	Detroit (At Omaha, Neb.)	L	14-19	13,319
Sept. 7	Detroit	L	<u>0-14</u>	32,439
Home: 0-1 (32,439). Away: 1-2-1 (65,441). 73-116				

**1963 (2-2)**

Aug. 16	San Francisco (At Salt Lake City)	W	24-22	19,038
Aug. 24	Detroit (At Omaha, Neb.)	L	17-22	14,400
Aug. 31	At Chicago Bears	W	17-14	60,884
Sept. 6	Minnesota	L	<u>0-35</u>	30,842
Home: 0-1 (30,842). Away: 2-1 (94,322). 58-93				

**1964 (3-2)**

Aug. 8	Green Bay (At New Orleans)	W	20-7	63,000
Aug. 15	Minnesota (At Atlanta)	L	10-24	10,500
Aug. 21	Baltimore	W	30-21	32,069
Aug. 28	At Chicago Bears	W	7-3	50,173
Sept. 5	Washington (At Norfolk, Va.)	L	<u>10-17</u>	20,642
Home: 1-0 (32,069). Away: 2-2 (144,315). 77-72				

**1965 (1-3-1)**

Aug. 14	Baltimore (At New Orleans)	L	10-22	75,229
Aug. 21	Washington (At Richmond, Va.)	L	7-13	19,000
Aug. 27	San Francisco	T	17-17	29,831
Sept. 3	At Chicago Bears	W	25-3	52,648
Sept. 11	At Green Bay	L	<u>13-31</u>	50,858
Home: 0-1-1 (105,060). Away: 1-2 (122,506). 72-86				

**1966 (2-3)**

Aug. 6	Atlanta	W	20-10	34,303
Aug. 11	At Detroit	W	28-14	24,011
Aug. 19	Baltimore	L	7-33	28,304
Aug. 27	At L.A. Rams	L	14-32	33,172
Sept. 2	At Chicago Bears	L	<u>20-22</u>	58,620
Home: 1-1 (62,607). Away: 1-2 (115,803). 89-112				

**1967 (1-4)**

Aug. 12	New Orleans (At Shreveport, La.)	L	14-23	28,500
Aug. 21	Baltimore	W	9-5	34,054
Aug. 26	Pittsburgh (At Nashville, Tenn.)	L	13-24	10,376
Sept. 1	At Chicago Bears	L	14-42	41,079
Sept. 8	Detroit	L	<u>7-21</u>	18,083
Home: 1-2 (52,137). Away: 0-2 (69,579). 57-115				

## CLUB HISTORY

### 1968 (3-2)

Aug. 9	Pittsburgh	W	24-7	26,811
Aug. 17	At Kansas City	L	10-13	47,462
Aug. 25	N.Y. Giants (At New Haven, Conn.)	W	18-10	53,776
Sept. 1	Minnesota	W	31-28	25,233
Sept. 6	At Chicago Bears	L	17-19	59,681
Home: 2-0 (52,044). Away: 1-2 (160,919). 100-77				

### 1969 (4-2)

Aug. 9	N.Y. Jets	W	13-6	50,372
Aug. 16	Pittsburgh (At Norfolk, Va.)	W	27-13	13,815
Aug. 23	Minnesota (At Memphis, Tenn.)	L	13-41	34,416
Aug. 29	Kansas City	L	21-31	48,006
Sept. 7	At San Francisco	W	21-10	32,506
Sept. 21	At Chicago Bears	W	37-31	61,227
Home: 1-1 (98,378). Away: 3-1 (141,965). 132-132				

### 1970 (3-2)

Aug. 15	At Denver	L	16-26	36,327
Aug. 22	Cincinnati	W	41-20	15,864
Aug. 29	Chicago Bears	W	24-3	38,888
Sept. 5	San Diego (At Cleveland)	L	27-38	83,043
Sept. 12	Kansas City	W	34-24	50,661
Home: 3-1 (188,456). Away: 0-1 (36,327). 142-111				

### 1971 (2-2-1)

Aug. 14	Houston	W	16-14	40,993
Aug. 21	At Washington	L	13-20	40,228
Aug. 28	At Cincinnati	L	21-22	55,493
Sept. 4	At Kansas City	T	17-17	36,743
Sept. 10	Cleveland	W	27-13	46,171
Home: 2-0 (87,164). Away: 0-2-1 (132,464). 94-86				

### 1972 (4-2)

Aug. 4	At Buffalo	W	27-10	38,338
Aug. 12	At Kansas City	L	14-24	78,190
Aug. 19	Denver	W	17-13	34,506
Aug. 24	At Houston	L	24-33	38,596
Sept. 2	At Green Bay	W	31-10	56,263
Sept. 9	Chicago Bears	W	33-14	48,112
Home: 2-0 (82,618). Away: 2-2 (211,387). 146-104				

### 1973 (2-3)

Aug. 11	At San Diego	W	17-13	40,447
Aug. 18	At Denver	L	17-38	39,088
Aug. 25	N.Y. Jets	W	13-10	41,040
Sept. 1	At Chicago Bears	L	20-31	55,701
Sept. 7	Kansas City	L	7-16	49,486
74-108				
Home: 1-1 (90,526). Away: 1-2 (135,236).				

### 1974 (3-4)

July 27	Buffalo (At Canton, O.)	W	17-13	17,286
Aug. 3	Chicago (At Champaign, Ill.)	W	10-0	12,877
Aug. 10	Green Bay (At Milwaukee)	L	0-13	43,000
Aug. 17	San Diego (At Seattle)	W	48-14	5,383
Aug. 23	N.Y. Jets	L	7-20	39,643
Aug. 31	Minnesota	L	10-14	38,040
Sept. 6	At Kansas City	L	16-31	46,067
Home: 2-2 (113,229). Away: 0-2 (89,067). 21-99				

### 1975 (3-3)

Aug. 9	At Kansas City	W	10-3	40,081
Aug. 16	N.Y. Jets	L	13-14	41,265
Aug. 23	Chicago (At Champaign, Ill.)	L	13-14	19,127
Aug. 30	San Diego	W	14-9	37,468
Sept. 6	At Minnesota	W	13-6	46,975
Sept. 14	At Denver	L	17-21	45,631
Home: 1-1 (78,733). Away: 2-2 (15,814). 80-67				

### 1976 (4-2)

July 31	N.Y. Jets	W	13-12	16,168
Aug. 7	Oakland (At Tempe, Ariz.)	L	9-20	33,216
Aug. 16	San Diego (At Tokyo)	W	20-10	38,000
Aug. 21	At Chicago Bears	W	20-14	55,755
Aug. 28	Denver	L	17-21	39,808
Sept. 3	Kansas City	W	31-14	42,997
Home: 2-1 (98,973). Away: 2-1 (126,971). 110-91				

### 1977 (1-5)

Aug. 6	Atlanta	L	0-3	24,667
Aug. 13	At Denver	L	7-15	44,001
Aug. 19	At Cleveland	L	10-19	31,308
Aug. 27	Cincinnati	L	9-33	44,876
Sept. 2	Chicago Bears	W	23-14	45,074
Sept. 10	At Kansas City	L	20-37	38,480
Home: 1-2 (114,617). Away: 0-3 (113,789). 69-121				

### 1978 (2-2)

Aug. 5	At Miami	L	7-28	46,657
Aug. 12	At Chicago Bears	W	26-14	52,732
Aug. 19	At Green Bay	L	17-23	50,423
Aug. 26	At Kansas City	W	12-7	40,884
Home: 0-0. Away: 2-2 (190,696). 61-72				

### 1979 (2-2)

Aug. 2	At Houston	L	7-9	46,252
Aug. 9	Atlanta	W	42-17	39,705
Aug. 18	At Kansas City	L	3-20	43,214
Aug. 25	Chicago Bears	W	10-7	43,541
Home: 2-0 (83,246). Away: 0-2 (89,466). 62-53				

(Preseason Results continued on page 384)

*(Preseason Results continued from page 383)***1980 (2-2)**

Aug. 9	At New Orleans	L	13-17	57,923
Aug. 16	At Tampa Bay	W	21-14	68,384
Aug. 23	Kansas City	L	10-20	41,687
Aug. 30	At Chicago Bears	W	<u>21-13</u>	56,866

Home: 0-1 (41,687). Away: 2-1 (183,173). 65-64

**1981 (3-1)**

Aug. 8	At San Diego	W	12-10	49,234
Aug. 14	At Seattle	W	30-21	55,520
Aug. 22	At Kansas City	W	16-3	42,550
Aug. 29	Chicago Bears	L	<u>27-31</u>	48,793

Home: 0-1 (48,793). Away: 3-0 (147,304). 85-65

**1982 (1-3)**

Aug. 13	At Seattle	L	0-14	55,525
Aug. 21	At San Francisco	L	13-16	51,931
Aug. 28	At Chicago Bears	W	10-3	62,078
Sept. 4	Kansas City	L	<u>6-10</u>	39,926

Home: 0-1 (39,926). Away: 1-2 (169,534). 29-43

**1983 (1-3)**

Aug. 6	Minnesota	L	10-28	32,847
	(At London)			
Aug. 13	Chicago Bears (OT)	W	27-24	31,375
Aug. 20	At Kansas City	L	16-17	34,070
Aug. 27	Green Bay	L	<u>27-39</u>	33,041

Home: 1-1 (97,263). Away: 0-2 (34,070). 80-108

**1984 (3-1)**

Aug. 4	At Chicago Bears	W	19-10	34,399
Aug. 10	Kansas City	W	14-10	30,223
Aug. 17	At Seattle	L	7-17	53,772
Aug. 24	Minnesota	W	<u>31-0</u>	31,210

Home: 2-0 (61,433). Away: 1-1 (88,171). 71-37

**1985 (2-2)**

Aug. 9	Chicago Bears	W	10-3	36,305
Aug. 15	At L.A. Rams	L	7-39	40,518
Aug. 23	Pittsburgh	W	14-6	36,237
Aug. 31	At Kansas City	L	<u>13-17</u>	38,618

Home: 2-0 (72,542). Away: 0-2 (79,136). 44-65

**1986 (2-3)**

Aug. 2	New England	L	16-21	22,739
	(At Canton, O.)			
Aug. 9	At Tampa Bay	W	26-10	31,550
Aug. 16	Kansas City	L	26-27	30,305
Aug. 23	At Chicago Bears	W	14-7	66,030
Aug. 29	At San Diego	L	<u>17-24</u>	44,744

Home: 0-2 (53,044). Away: (142,324). 99-89

**1987 (2-2)**

Aug. 15	At Cleveland	L	16-31	78,650
Aug. 22	Seattle	W	28-21	25,309
Aug. 31	At Chicago Bears	W	20-16	66,030
Sept. 6	Kansas City (OT)	L	<u>10-13</u>	62,353
	(At Memphis)		74-81	

Home: 2-0 (87,662). Away: 0-2 (144,680).

**1988 (1-3)**

Aug. 4	At Seattle	L	7-21	54,778
Aug. 12	New Orleans*	L	28-33	51,987
Aug. 21	Minnesota (OT)	L	16-19	46,249
Aug. 25	At Kansas City	W	<u>41-21</u>	36,883

Home: 0-2 (98,236). Away: 1-1 (91,661). 92-94

\*First game in Arizona as Phoenix Cardinals

**1989 (1-3)**

Aug. 11	Seattle	L	10-16	37,158
Aug. 21	At L.A. Rams	L	20-23	39,666
Aug. 26	Cleveland	W	21-7	36,667
Sept. 1	At San Diego	L	<u>20-21</u>	41,453

Home: 1-1 (73,825). Away: 0-2 (81,119). 71-67

**1990 (0-4)**

Aug. 11	Seattle	L	9-34	31,316
Aug. 18	Chicago	L	9-17	42,016
Aug. 25	At L.A. Rams	L	7-27	44,134
Aug. 31	At Denver	L	<u>14-25</u>	71,082

Home: 0-2 (73,332). Away: 0-2 (115,216). 39-103

**1991 (4-0)**

Aug. 3	At Seattle	W	31-13	49,448
Aug. 11	At Chicago	W	12-10	55,513
Aug. 17	New England	W	46-0	51,070
Aug. 23	Denver	W	<u>34-10</u>	38,372

123-33

Home: 2-0 (89,442). Away: 2-0 (104,961).

**1992 (3-1)**

Aug. 8	San Diego	W	35-14	28,298
Aug. 15	Chicago	W	20-17	47,026
Aug. 22	At Seattle	L	10-17	51,007
Aug. 26	At Denver	W	<u>21-17</u>	66,743

Home: 2-0 (75,324). Away: 1-1 (117,750). 86-65

**1993 (3-1)**

Aug. 7	L.A. Rams	W	24-13	36,803
Aug. 14	At Chicago	W	11-10	51,748
Aug. 21	At San Diego	L	3-10	52,309
Aug. 27	Denver	W	<u>34-9</u>	44,207

Home: 2-0 (81,010). Away: 1-1 (104,057). 72-42

**1994 (1-3)**

Aug. 5	San Francisco	W	17-7	61,619
Aug. 13	Chicago	L	0-16	52,502
Aug. 19	At Detroit	L	16-24	40,657
Aug. 25	At Denver	L	<u>21-30</u>	70,075

54-77

Home: 1-1 (114,121). Away: 0-2 (110,732).

**1995 (3-1)**

Aug. 5	At Houston	W	16-13	39,899
Aug. 11	Kansas City	W	22-17	37,622
Aug. 20	At Chicago	W	17-16	52,116
Aug. 25	Cleveland	L	<u>17-31</u>	40,903

Home: 1-1 (78,525). Away: 2-0 (92,015). 72-77

## CLUB HISTORY

### 1996 (1-3)

Aug. 2	Oakland	L	3-26	36,869
Aug. 10	Cincinnati	W	13-10	22,490
Aug. 17	At San Diego	L	10-32	49,442
Aug. 23	At Atlanta	L	30-31	29,306
Home: 1-1 (59,359). Away: 0-2 (78,748).				56-99

### 1997 (1-3)

Aug. 2	At Seattle	L	6-34	49,445
Aug. 8	At St. Louis	L	0-12	56,799
Aug. 17	At Chicago	L	10-22	22,331
Aug. 22	Oakland	W	15-13	30,584
Home: 1-0 (30,584). Away: 0-3 (128,575).				31-81

### 1998 (2-2)

Aug. 7	At Detroit (OT)	L	10-13	46,331
Aug. 14	Chicago	W	27-24	30,983
Aug. 22	Seattle	L	24-31	32,683
Aug. 29	At Oakland	W	21-14	31,858
Home: 1-1 (63,666). Away: 1-1 (78,189).				82-82

### 1999 (1-3)

Aug. 14	At Denver	L	7-38	67,941
Aug. 20	Tennessee	W	27-17	39,641
Aug. 28	At Seattle	L	7-41	66,277
Sept. 3	Oakland	L	7-43	42,076
Home: 1-1 (81,717). Away: 0-2 (134,218).				48-139

### 2000 (1-3)

Aug. 5	Denver	L	17-31	37,781
Aug. 12	Seattle	W	21-3	34,774
Aug. 18	At Minnesota	L	17-35	63,563
Aug. 25	At San Diego	L	20-24	42,403
Home: 1-1 (72,555). Away: 0-2 (105,966).				75-93

### 2001 (3-1)

Aug. 11	Oakland	L	7-10	33,482
Aug. 18	At Seattle (OT)	W	16-13	47,553
Aug. 25	At Chicago	W	24-20	66,944
Aug. 31	San Diego	W	16-3	27,301
Home: 1-1 (60,783). Away: 2-0 (114,497).				63-46

### 2002 (3-1)

Aug. 10	At San Diego	W	24-17	39,537
Aug. 17	Green Bay	L	21-29	35,716
Aug. 24	Denver	L	13-19	26,736
Aug. 29	At Oakland	L	3-31	35,738
Home: 1-1 (62,452). Away: 0-2 (75,275).				61-96

### 2003 (4-0)

Aug. 9	Dallas	W	13-0	23,838
Aug. 16	At San Diego	W	16-10	41,267
Aug. 22	Chicago	W	27-17	22,968
Aug. 28	At Minnesota	W	31-27	63,473
Home: 2-0 (46,806). Away: 2-0 (104,740).				87-54

### 2004 (1-3)

Aug. 15	At Minnesota	L	6-23	63,658
Aug. 21	San Diego	L	13-38	23,654
Aug. 28	Oakland	L	16-17	35,070
Sept. 2	At Denver	W	33-21	71,986
Home: 0-2 (58,724). Away: 1-1 (135,644).				68-99

### 2005 (3-1)

Aug. 13	Dallas	W	13-11	36,787
Aug. 20	At Kansas City	W	24-17	76,173
Aug. 26	At Oakland	W	17-16	36,408
Sept. 2	Denver	L	21-30	40,888
Home: 1-1 (77,675). Away: 2-0 (112,581).				75-74

### 2006 (2-2)

Aug. 12	Pittsburgh	W	21-13	63,400
Aug. 19	At New England	L	3-30	68,756
Aug. 25	At Chicago	W	23-16	80,828
Aug. 31	Denver	L	23-29	62,937
Home: 1-1 (126,337). Away: 1-1 (129,584).				70-88

### 2007 (0-4)

Aug. 11	At Oakland	L	23-27	39,911
Aug. 18	Houston	L	20-33	64,405
Aug. 25	San Diego	L	31-33	64,216
Aug. 30	At Denver	L	3-21	73,282
Home: 0-2 (128,621). Away: 0-2 (113,193).				77-114

## ALL-TIME PRESEASON RESULTS

Since 1970 • Team-By-Team

Opponent	W	L	T	Last Meeting
Atlanta	1	2	0	1996
Buffalo	2	0	0	1974
Chicago	21	6	0	2006
Cincinnati	2	2	0	1996
Cleveland	2	3	0	1995
Dallas	2	0	0	2005
Denver	5	13	0	2007
Detroit	0	2	0	1998
Green Bay	1	4	0	2002
Houston	0	1	0	2007
Kansas City	9	11	1	2005
L.A. Rams	1	3	0	1993
Miami	0	1	0	1978

Opponent	W	L	T	Last Meeting
Minnesota	3	5	0	2004
New England	1	2	0	2006
New Orleans	0	2	0	1988
New York Jets	2	2	0	1976
Oakland	3	7	0	2007
Pittsburgh	2	0	0	2006
San Diego	9	8	0	2007
San Francisco	1	1	0	1994
Seattle	5	9	0	2001
St. Louis	0	1	0	1997
Tampa Bay	2	0	0	1986
Tennessee/Houston	3	2	0	1999
Washington	1	0	0	1971

## TEAM-BY-TEAM RESULTS

**ATLANTA FALCONS  
(14-10)**

1966	Falcons	A	16-10
1968	Cardinals	H	17-12
1971	Cardinals	A	26-9
1973	Cardinals	A	32-10
1975	Cardinals	H	23-20
1978	Cardinals	H	42-21
1980	Falcons (OT)	H	33-27
1981	Falcons	A	41-20
1982	Cardinals	A	23-20
1986	Cardinals	A	33-13
1987	Cardinals	A	34-21
1989	Cardinals	H	34-20
1990	Cardinals	A	24-13
1991	Cardinals	H	16-10
1992	Falcons	A	20-17
1993	Cardinals	A	27-10
1994	Falcons	A	10-6
1995	Cardinals (OT)	H	40-37
1997	Cardinals	H	29-26
1999	Falcons	A	37-14
2001	Falcons	H	34-14
2004	Falcons	A	6-3
2006	Falcons	A	32-10
2007	Cardinals (OT)	H	30-27

**BALTIMORE RAVENS  
(1-3)**

1997	Cardinals	A	16-13
2000	Ravens	H	13-7
2003	Ravens	H	26-18
2007	Ravens	A	26-23

**BUFFALO BILLS  
(3-5)**

1971	Cardinals	A	28-23
1975	Bills	H	32-14
1981	Cardinals	H	24-0
1984	Cardinals	H	37-7
1986	Bills	A	17-10
1990	Bills	A	45-14
1999	Bills	H	31-21
2004	Bills	A	38-14

**CAROLINA PANTHERS  
(2-5)**

1995	Panthers	A	27-7
2001	Cardinals	A	30-7
2002	Cardinals	A	16-13
2003	Panthers	H	20-17
2004	Panthers	A	35-10
2005	Panthers	H	24-20
2007	Panthers	H	25-10

**CHICAGO BEARS  
(26-56-6)**

1920	Cardinals	A	7-6
	Bears	H	10-0
1921	Tie	H	0-0
1922	Cardinals	H	6-0
	Cardinals	A	9-0
1923	Bears	A	3-0
1924	Bears	A	6-0
	Bears	H	21-0
1925	Cardinals	H	9-0
	Tie	A	0-0
1926	Bears	H	16-0
	Bears	A	10-0
	Tie	A	0-0
1927	Bears	H	9-0
	Cardinals	A	3-0
1928	Bears	H	15-0
	Bears	A	34-0
1929	Tie	A	0-0
	Cardinals	H	40-6
1930	Bears	H	32-6
	Bears	A	6-0
1931	Bears	A	26-13
	Bears	H	18-7
1932	Tie	A	0-0
	Bears	H	34-0
1933	Cardinals	H	12-9
	Bears	A	22-6
1934	Bears	A	20-0
	Bears	A	17-6
1935	Tie	A	7-7
	Bears	H	13-0
1936	Bears	A	7-3
	Cardinals	H	14-7
1937	Bears	A	16-7
	Bears	H	42-28
1938	Bears	H	16-13
	Bears	A	34-28
1938	Bears	A	44-7
	Bears	H	48-7
1940	Cardinals	H	21-7
	Bears	A	31-23
1941	Bears	A	53-7
	Bears	H	34-24
1942	Bears	A	41-14
	Bears	H	21-7
1943	Bears	A	20-0
	Bears	H	35-24
1944	Bears	A	34-7
	Bears	H	49-7
1945	Cardinals	A	16-7
	Bears	H	28-20
1946	Bears	H	34-17
	Cardinals	A	35-28
1947	Cardinals	H	31-7
	Cardinals	A	30-21
1948	Bears	H	28-17
	Cardinals	A	24-21
1949	Bears	H	17-7
	Bears	A	52-21
1950	Bears	A	27-6
	Cardinals	H	20-10
1951	Cardinals	H	28-14
	Cardinals	A	24-14
1952	Cardinals	H	21-10
	Bears	A	10-7

1953	Cardinals	A	24-17
1954	Bears	H	29-7
1955	Cardinals	H	53-14
1956	Bears	A	10-3
1957	Bears	H	14-6
1958	Bears	A	30-14
1959	Bears	H	31-7
1965	Bears	A	34-13
1966	Cardinals	H	24-17
1967	Bears	A	30-3
1969	Cardinals	H	20-17
1972	Bears	H	27-10
1975	Cardinals	A	34-20
1977	Cardinals	H	16-13
1978	Bears	A	17-10
1979	Bears	A	42-6
1982	Cardinals	A	10-7
1984	Cardinals	H	38-21
1990	Bears	H	31-21
1994	Bears (OT)	H	19-16
1998	Cardinals	H	20-7
2001	Bears	A	20-13
2003	Bears	A	28-3
2006	Bears	H	24-23

**CINCINNATI BENGALS  
(4-5)**

1973	Bengals	A	42-24
1979	Bengals	A	34-28
1985	Cardinals	H	41-27
1988	Bengals	A	21-14
1994	Cardinals	H	28-7
1997	Bengals	A	24-21
2000	Bengals	A	24-13
2003	Cardinals	H	17-14
2007	Cardinals	A	35-27

**CLEVELAND BROWNS  
(12-33-3)**

1950	Browns	A	34-24
	Browns	H	10-7
1951	Browns	H	34-17
	Browns	A	49-28
1952	Browns	A	28-13
	Browns	H	10-0
1953	Browns	H	27-7
	Browns	A	27-16
1954	Browns	A	31-7
	Browns	H	35-3
1955	Browns	H	26-20
	Browns	A	35-24
1956	Cardinals	H	9-7
	Cardinals	A	24-7
1957	Browns	H	17-7
	Browns	A	31-0
1958	Browns	A	35-28
	Browns	H	38-24
1959	Browns	H	34-7
	Browns	A	17-7
1960	Browns	A	28-27
	Tie	H	17-17

## CLUB HISTORY

1961	Browns	A	20-17
	Browns	H	21-10
1962	Browns	H	34-7
	Browns	A	38-14
1963	Cardinals	A	20-14
	Browns	H	24-10
1964	Tie	A	33-33
	Cardinals	H	28-19
1965	Cardinals	A	49-13
	Browns	H	27-24
1966	Cardinals	A	34-28
	Browns	H	38-10
1967	Browns	A	20-16
	Browns	H	20-16
1968	Cardinals	A	27-21
	Cardinals	H	27-16
1969	Tie	A	21-21
	Browns	H	27-21
1974	Cardinals	H	29-7
1979	Browns	H	38-20
1985	Cardinals (OT)	A	27-24
1988	Browns	H	29-21
1994	Browns	A	32-0
2000	Cardinals	H	29-21
2003	Browns	A	44-6
2007	Cardinals	H	27-21



## DALLAS COWBOYS (28-55-1)

1960	Cardinals	H	12-10
1961	Cardinals	A	31-17
	Cardinals	H	31-13
1962	Cardinals	A	28-24
	Cardinals	H	52-20
1963	Cardinals	A	34-7
	Cowboys	H	28-24
1964	Cardinals	A	16-6
	Cowboys	H	31-13
1965	Cardinals	H	20-13
	Cowboys	A	27-13
1966	Tie	H	10-10
	Cowboys	A	31-17
1967	Cowboys	A	46-21
1968	Cowboys	H	27-10
1969	Cowboys	A	24-3
1970	Cardinals	H	20-7
	Cardinals	A	38-0
1971	Cowboys	H	16-13
	Cowboys	A	31-13
1972	Cowboys	A	33-24
	Cowboys	H	27-6
1973	Cowboys	A	45-10
	Cowboys	H	30-3
1974	Cardinals	H	31-28
	Cowboys	A	17-14
1975	Cowboys (OT)	A	37-31
	Cardinals	H	31-17
1976	Cardinals	H	21-17
	Cowboys	A	19-14
1977	Cowboys	H	30-24
	Cardinals	A	24-17
1978	Cowboys	A	21-12
	Cowboys (OT)	H	24-21
1979	Cowboys	H	22-21
	Cowboys	A	22-13

1980	Cowboys	H	27-24
	Cowboys	A	31-21
1981	Cowboys	A	30-17
	Cardinals	H	20-17
1982	Cowboys	H	24-7
1983	Cowboys	H	34-17
	Cowboys	A	35-14
1984	Cardinals	A	31-20
	Cowboys	H	24-17
1985	Cardinals	H	21-10
	Cowboys	A	35-17
1986	Cowboys	H	31-7
	Cowboys	A	37-6
1987	Cardinals	H	24-13
	Cowboys	A	21-16
1988	Cowboys	H	*17-14
	Cardinals	A	16-10
1989	Cardinals	A	19-10
	Cardinals	H	24-20
1990	Cardinals	H	20-3
	Cowboys	A	41-10
1991	Cowboys	H	17-9
	Cowboys	A	27-7
1992	Cowboys	A	31-20
	Cowboys	H	16-10
1993	Cowboys	H	17-10
	Cowboys	A	20-15
1994	Cowboys	A	38-3
	Cowboys	H	28-21
1995	Cowboys	A	34-20
	Cowboys	H	37-13
1996	Cowboys	A	17-3
	Cowboys	H	10-6
1997	Cardinals (OT)	H	25-22
	Cowboys	A	24-6
1998	Cowboys	A	38-10
	Cowboys	H	35-28
	Cardinals	A	**20-7
1999	Cowboys	A	35-7
	Cardinals	H	13-9
2000	Cardinals	H	32-31
	Cowboys	A	48-7
2001	Cowboys	A	17-3
	Cardinals	H	17-10
2002	Cardinals	H	9-6
2003	Cowboys	A	24-7
2005	Cowboys	A	34-13
2006	Cowboys	H	27-10

\*First regular-season game in Arizona

\*\*Wild Card Playoff



## DENVER BRONCOS (0-7-1)

1973	Tie	H	17-17
1977	Broncos	A	7-0
1989	Broncos	H	37-0
1991	Broncos	A	24-19
1995	Broncos	A	38-6
2001	Broncos	H	38-17
2002	Broncos	A	37-7
2006	Broncos	H	37-20



## DETROIT LIONS (21-31-3)

1934	Lions	A	6-0
	Lions	H	17-13
1935	Tie	A	10-10
	Lions	H	7-6
1936	Lions	A	39-0
	Lions	H	14-7
1937	Lions	A	16-7
	Lions	H	16-7
1938	Lions	A	10-0
	Lions	H	7-3
1939	Lions	A	21-13
	Lions	H	17-3
1940	Tie	H	0-0
	Lions	A	43-14
1941	Tie	H	14-14
	Lions	A	21-3
1942	Cardinals	H	13-0
	Cardinals	A	7-0
1943	Lions	A	35-17
	Lions	H	7-0
1944	Lions	H	27-6
	Lions	A	21-7
1945	Lions	H	10-0
	Lions	A	26-0
1946	Cardinals	H	34-14
	Cardinals	A	36-14
1947	Cardinals	H	45-21
	Cardinals	A	17-7
1948	Cardinals	H	56-20
	Cardinals	A	28-14
1949	Lions	H	24-7
	Cardinals	A	42-19
1959	Lions	A	45-21
1961	Lions	H	45-14
1967	Cardinals	H	38-28
1969	Lions	A	20-0
1970	Lions	A	16-3
1973	Lions	H	20-16
1975	Cardinals	A	24-13
1978	Cardinals	H	21-14
1980	Lions	A	20-7
	Cardinals	H	24-23
1989	Cardinals	A	16-13
1993	Lions	A	26-20
	Lions	H	21-14
1995	Cardinals	A	20-17
1998	Cardinals	A	17-15
1999	Cardinals	H	23-19
2001	Cardinals	H	45-38
2002	Cardinals	H	23-20
2003	Lions	A	42-24
2004	Lions	A	26-12
2005	Lions	A	29-21
2006	Cardinals	H	17-10
2007	Cardinals	H	31-21



## GREEN BAY PACKERS (23-45-4)

1921	Tie	H	3-3
1922	Cardinals	H	16-3
1924	Cardinals	H	3-0

(Team-by-Team Results continued on page 388)

(Team-by-Team Results continued from page 387)

1925	Cardinals	H	9-6
1926	Cardinals	A	13-7
	Packers	H	3-0
1927	Packers	A	13-0
	Tie	H	6-6
1928	Packers	A	20-0
1929	Packers	A	9-2
	Packers	H	7-6
	Packers	H	12-0
1930	Packers	A	14-0
	Cardinals	H	13-6
1931	Packers	A	26-7
	Cardinals	H	21-13
1932	Packers	A	15-7
	Packers	H	19-9
1933	Packers	H	14-6
1934	Packers	A	15-0
	Cardinals	A	9-0
	Cardinals	H	6-0
1935	Cardinals	A	7-6
	Cardinals	A	3-0
	Cardinals	H	9-7
1936	Packers	A	10-7
	Packers	A	24-0
	Tie	H	0-0
1937	Cardinals	A	14-7
	Packers	A	34-13
1938	Packers	A	28-7
	Packers	H	24-22
1939	Packers	A	14-10
	Packers	A	27-20
1940	Packers	A	31-6
	Packers	H	28-7
1941	Packers	A	14-13
	Packers	A	17-9
1942	Packers	H	17-13
	Packers	A	55-24
1943	Packers	H	28-7
	Packers	A	35-14
1944	Packers	A	34-7
	Packers	H	35-20
1945	Packers	A	33-14
1946	Packers	H	19-7
	Cardinals	A	24-6
1947	Cardinals	A	14-10
	Cardinals	H	21-20
1948	Cardinals	A	17-7
	Cardinals	H	42-7
1949	Cardinals	A	39-17
	Cardinals	H	41-21
1955	Packers	A	31-14
1956	Packers	H	24-21
1962	Packers	A	17-0
1963	Packers	H	30-7
1965	Cardinals	A	*24-17
1967	Packers	H	31-23
1969	Packers	A	45-28
1971	Tie	H	16-16
1973	Packers	A	25-21
1976	Cardinals	H	29-0
1982	Packers	A	+41-16
1984	Packers	A	24-23
1985	Cardinals	H	43-28
1988	Packers	H	26-17
1990	Packers	H	24-21
1999	Packers	A	49-24
2000	Packers	H	29-3
2003	Cardinals	H	20-13
2006	Packers	A	31-14

\*NFL Playoff Bowl at Miami  
+First Round, Super Bowl Tournament



**HOUSTON TEXANS  
(0-1)**

2005	Texans	A	30-19
------	--------	---	-------



**Indianapolis Colts  
(6-7)**

1961	Colts	A	16-0
1964	Colts	A	47-27
1968	Colts	A	27-0
1972	Cardinals	A	10-3
1976	Cardinals	H	24-17
1978	Colts	H	30-17
1980	Cardinals	A	17-10
1981	Cardinals	A	35-24
1984	Cardinals	A	34-33
1990	Cardinals	H	20-17
1992	Colts	A	16-13
1996	Colts	A	20-13
2005	Colts	A	17-13



**JACKSONVILLE JAGUARS  
(0-2)**

2000	Jaguars	A	44-10
2005	Jaguars	H	24-17



**KANSAS CITY CHIEFS  
(2-7-1)**

1970	Tie	A	6-6
1974	Chiefs	H	17-13
1980	Chiefs	H	21-13
1983	Chiefs	A	38-14
1986	Cardinals	H	23-14
1995	Chiefs	H	24-3
1998	Chiefs	A	34-24
2001	Cardinals	H	24-16
2002	Chiefs	A	49-0
2006	Chiefs	H	23-20



**MIAMI DOLPHINS  
(1-8)**

1972	Dolphins	A	31-10
1977	Dolphins	H	55-14
1978	Dolphins	A	24-10
1981	Dolphins	H	20-7
1984	Dolphins	H	36-28
1990	Dolphins	A	23-3
1996	Dolphins	H	38-10
1999	Dolphins	A	19-16
2004	Cardinals	A	24-23



**MINNESOTA VIKINGS  
(9-11)**

1963	Cardinals	A	56-14
1967	Cardinals	A	34-24
1969	Vikings	H	27-10
1972	Cardinals	A	19-17
1974	Vikings	H	28-24
	Vikings	A	*30-14
1977	Cardinals	A	27-7
1979	Cardinals	H	37-7
1981	Cardinals	H	30-17
1983	Cardinals	H	41-31
1991	Vikings	A	34-7
	Vikings	H	28-0
1994	Cardinals	H	17-7
1995	Vikings (OT)	H	30-24
1996	Vikings	A	41-17
1997	Vikings	H	20-19
1998	Vikings	A	*41-21
2000	Vikings	A	31-14
2003	Cardinals	H	18-17
2006	Vikings	A	31-26

\*NFC Divisional Playoff



**NEW ENGLAND PATRIOTS  
(6-5)**

1970	Cardinals	H	31-0
1975	Cardinals	H	24-17
1978	Patriots	H	16-6
1981	Cardinals	A	27-20
1984	Cardinals	A	33-10
1990	Cardinals	H	34-14
1991	Cardinals	H	24-10
1993	Patriots	H	23-21
1996	Patriots	A	31-0
1999	Patriots	H	27-3
2004	Patriots	H	23-12



**NEW ORLEANS SAINTS  
(13-12)**

1967	Cardinals	H	31-20
1968	Cardinals	A	21-20
	Cardinals	H	31-17
1969	Saints	H	51-42
1970	Cardinals	H	24-17
1974	Saints	A	14-0
1977	Cardinals	H	49-31
1980	Cardinals	A	40-7
1981	Cardinals	H	30-3
1982	Cardinals	A	21-7
1983	Saints	A	28-17
1984	Saints	A	34-24
1985	Cardinals	H	28-16
1986	Saints	H	16-7
1987	Cardinals	H	24-19
1990	Saints	A	28-7
1991	Saints	H	27-3
1992	Saints	H	30-21
1993	Saints	H	20-17

## CLUB HISTORY

1996	Cardinals	A	28-14
1997	Saints	A	27-10
1998	Cardinals	H	19-17
2000	Saints	H	21-10
2004	Cardinals	H	34-10
2007	Saints	A	31-24



### NEW YORK GIANTS (41-79-2)

1926	Giants	A	20-0
1927	Giants	A	28-7
1929	Giants	A	24-21
1930	Giants	A	25-12
	Giants	H	13-7
1935	Cardinals	A	14-13
1936	Giants	A	14-6
1938	Giants	A	6-0
1939	Giants	A	17-7
1941	Cardinals	A	10-7
1942	Giants	A	21-7
1943	Giants	A	24-13
1944	Giants	A	23-0
1946	Giants	A	28-24
1947	Giants	A	35-31
1948	Cardinals	A	63-35
1949	Giants	H	41-38
1950	Cardinals	H	17-3
	Giants	A	51-21
1951	Giants	A	28-17
	Giants	H	10-0
1952	Cardinals	A	24-23
	Giants	H	28-6
1953	Giants	A	21-7
	Giants	H	23-20
1954	Giants	H	41-10
	Giants	A	31-17
1955	Cardinals	H	28-17
	Giants	A	10-0
1956	Cardinals	H	35-27
	Giants	A	23-10
1957	Giants	A	27-14
	Giants	H	28-21
1958	Giants	H	37-7
	Cardinals	A	23-6
1959	Giants	A	9-3
	Giants	H	30-20
1960	Giants	H	35-14
	Cardinals	A	20-13
1961	Cardinals	A	21-10
	Giants	H	24-9
1962	Giants	H	31-14
	Giants	A	31-28
1963	Giants	H	38-21
	Cardinals	A	24-17
1964	Giants	A	34-17
	Tie	H	10-10
1965	Giants	A	14-10
	Giants	H	28-15
1966	Cardinals	H	24-19
	Cardinals	A	20-17
1967	Giants	H	37-20
	Giants	A	37-14
1968	Cardinals	A	28-21
1969	Cardinals	H	42-17
	Giants	A	49-6

1970	Giants	A	35-17
	Giants	H	34-17
1971	Giants	H	21-20
	Cardinals	A	24-7
1972	Giants	A	27-21
	Giants	H	13-7
1973	Cardinals	H	35-27
	Giants	A	24-13
1974	Cardinals	A	23-21
	Cardinals	H	26-14
1975	Cardinals	H	26-14
	Cardinals	A	20-13
1976	Cardinals	H	27-21
	Cardinals	A	17-14
1977	Cardinals	H	28-0
	Giants	A	27-7
1978	Cardinals	H	20-10
	Giants	A	17-0
1979	Cardinals	A	27-14
	Cardinals	H	29-20
1980	Giants	H	41-35
	Cardinals	A	23-7
1981	Giants	A	34-14
	Giants	H	20-10
1982	Cardinals	H	24-21
1983	Tie (OT)	H	20-20
	Cardinals	A	10-6
1984	Giants	A	16-10
	Cardinals	H	31-21
1985	Giants	A	27-17
	Giants	H	34-3
1986	Giants	H	13-6
	Giants	A	27-7
1987	Giants	A	30-7
	Cardinals	H	27-24
1988	Cardinals	H	24-17
	Giants	A	44-7
1989	Giants	A	35-7
	Giants	H	20-13
1990	Giants	A	20-19
	Giants	H	24-21
1991	Giants	A	20-9
	Giants	H	21-14
1992	Giants	A	31-21
	Cardinals	H	19-0
1993	Giants	A	19-17
	Cardinals	H	16-7
1994	Giants	H	20-17
	Cardinals	A	10-9
1995	Giants (OT)	A	27-21
	Giants	H	10-6
1996	Giants	A	16-8
	Cardinals	H	31-23
1997	Giants	H	27-13
	Giants	A	19-10
1998	Giants	A	34-7
	Giants	H	23-19
1999	Cardinals	H	14-3
	Cardinals	A	34-24
2000	Giants	A	33-14
	Giants	H	31-7
2001	Giants	H	17-10
	Giants	A	17-13
2002	Cardinals	H	21-7
2004	Cardinals	H	17-14
2005	Giants	A	42-19



### NEW YORK JETS (2-4)

1971	Cardinals	H	17-10
1975	Cardinals	A	37-6
1978	Jets	A	23-10
1996	Jets	H	31-21
1999	Jets	A	12-7
2004	Jets	H	13-3



### OAKLAND RAIDERS (2-5)

1973	Raiders	H	17-10
1983	Cardinals	A	34-24
1989	Raiders	A	16-14
1998	Raiders	H	23-20
2001	Cardinals (OT)	A	34-31
2002	Raiders	H	41-20
2006	Raiders	A	22-9



### PHILADELPHIA EAGLES (54-54-5)

1935	Cardinals	H	12-3
1936	Cardinals	H	13-0
1937	Tie	A	6-6
1938	Eagles	H	7-0
1941	Eagles	A	21-14
1943	Eagles	A	34-13
1945	Eagles	A	21-6
1947	Cardinals	A	45-21
	Cardinals	H	428-21
1948	Cardinals	H	21-14
	Eagles	A	47-0
1949	Eagles	A	28-3
1950	Eagles	H	45-7
	Cardinals	A	14-10
1951	Eagles	H	17-14
1952	Eagles	A	10-7
	Cardinals	H	28-22
1953	Eagles	H	56-17
	Eagles	A	38-0
1954	Eagles	H	35-16
	Eagles	A	30-14
1955	Tie	H	24-24
	Eagles	A	27-3
1956	Cardinals	A	20-6
	Cardinals	H	28-17
1957	Eagles	H	38-21
	Cardinals	A	31-27
1958	Tie	H	21-21
	Eagles	A	49-21
1959	Eagles	H	28-24
	Eagles	A	27-17
1960	Eagles	A	31-27
	Eagles	H	20-6
1961	Cardinals	A	30-27
	Eagles	H	20-7
1962	Cardinals	A	27-21
	Cardinals	H	45-35
1963	Cardinals	A	28-24
	Cardinals	H	38-14

*(Team-by-Team Results continued on page 390)*



(Team-by-Team Results continued from page 389)

1964	Cardinals	A	38-13
	Cardinals	H	36-34
1965	Eagles	A	34-27
	Eagles	H	28-24
1966	Cardinals	H	16-13
	Cardinals	A	41-10
1967	Cardinals	H	48-14
1968	Cardinals	A	45-17
1969	Eagles	H	34-30
1970	Cardinals	A	35-20
	Cardinals	H	23-14
1971	Eagles	H	37-20
	Eagles	A	19-7
1972	Tie	A	6-6
	Cardinals	H	24-23
1973	Cardinals	A	34-23
	Eagles	H	27-24
1974	Cardinals	H	7-3
	Cardinals	A	13-3
1975	Cardinals	H	31-20
	Cardinals	A	24-23
1976	Cardinals	H	31-14
	Cardinals	A	17-14
1977	Cardinals	A	21-17
	Cardinals	H	21-16
1978	Cardinals	A	16-10
	Eagles	H	14-10
1979	Eagles	H	24-20
	Eagles	A	16-13
1980	Cardinals	H	24-14
	Eagles	A	17-3
1981	Eagles	H	52-10
	Eagles	A	38-0
1982	Cardinals	A	23-20
1983	Cardinals	A	14-11
	Cardinals	H	31-7
1984	Cardinals	A	34-14
	Cardinals	H	17-16
1985	Eagles	A	30-7
	Eagles	H	24-14
1986	Cardinals	H	13-10
	Tie (OT)	A	10-10
1987	Eagles	H	28-23
	Cardinals	A	31-19
1988	Eagles	A	31-21
	Eagles	H	23-17
1989	Eagles	H	17-5
	Eagles	A	31-14
1990	Cardinals	A	23-21
	Eagles	H	23-21
1991	Cardinals	A	26-10
	Eagles	H	34-14
1992	Eagles	H	31-14
	Eagles	A	7-3
1993	Eagles	A	23-17
	Cardinals	H	16-3
1994	Eagles	A	17-7
	Cardinals	H	12-6
1995	Eagles	H	31-19
	Eagles	A	21-20
1996	Cardinals	H	36-30
	Eagles	A	29-19
1997	Eagles (OT)	A	13-10
	Cardinals	H	31-21
1998	Cardinals	H	17-3
	Cardinals (OT)	A	20-17
1999	Cardinals	A	25-24
	Cardinals	H	21-17
2000	Eagles	H	33-14
	Eagles	A	34-9
2001	Cardinals	A	21-20
	Eagles	H	21-7

2002	Eagles	A	38-14
2005	Cardinals	H	27-21

\*Philadelphia-Pittsburgh played as merged team in 1943.  
+NFL Championship Game



**PITTSBURGH STEELERS**  
(23-32-3)

1933	Steelers	H	14-13
1935	Steelers	A	17-13
1936	Cardinals	H	14-6
1937	Cardinals	A	13-7
1939	Cardinals	A	10-0
1940	Tie	A	7-7
1942	Steelers	A	19-3
1943	Steelers	A	34-13
1945	Steelers	A	23-0
1946	Steelers	A	14-7
1948	Cardinals	A	24-7
1950	Steelers	H	28-17
	Steelers	A	28-7
1951	Steelers	H	28-14
1952	Steelers	H	34-28
	Steelers	A	17-14
1953	Steelers	A	31-28
	Steelers	H	21-17
1954	Cardinals	H	17-14
	Steelers	A	20-17
1955	Steelers	A	14-7
	Cardinals	H	27-13
1956	Steelers	A	14-7
	Cardinals	H	38-27
1957	Steelers	A	29-20
	Steelers	H	27-2
1958	Steelers	H	27-20
	Steelers	A	38-21
1959	Cardinals	H	45-24
	Steelers	A	35-20
1960	Steelers	A	27-14
	Cardinals	H	38-7
1961	Steelers	A	30-27
	Cardinals	H	20-0
1962	Steelers	H	26-17
	Steelers	A	19-7
1963	Steelers	A	23-10
	Cardinals	H	24-23
1964	Cardinals	H	34-30
	Cardinals	A	21-20
1965	Cardinals	A	20-7
	Cardinals	H	21-17
1966	Steelers	A	30-9
	Cardinals	A	6-3
1967	Cardinals	A	28-14
	Tie	H	14-14
1968	Tie	H	28-28
	Cardinals	A	20-10
1969	Cardinals	A	27-14
	Cardinals	H	47-10
1972	Steelers	H	25-19
1979	Steelers	H	24-21
1985	Steelers	A	23-10
1988	Cardinals	H	31-14
1994	Cardinals (OT)	H	20-17
1997	Steelers (OT)	H	26-20
2003	Steelers	A	28-15
2007	Cardinals	H	21-14

\*Pittsburgh-Philadelphia played as a merged team in 1943



**SAN DIEGO CHARGERS**  
(3-7)

1971	Chargers	A	20-17
1976	Chargers	A	43-24
1983	Cardinals	H	44-14
1987	Chargers	A	28-24
1989	Chargers	H	24-13
1992	Chargers	H	27-21
1995	Chargers	A	28-25
1998	Cardinals	H	16-13
2001	Cardinals	A	20-17
2002	Chargers	H	23-15
2006	Chargers	A	27-20



**SAN FRANCISCO 49ERS**  
(14-19)

1951	Cardinals	A	27-21
1957	Cardinals	A	20-10
1962	49ers	H	24-17
1964	Cardinals	A	23-13
1968	49ers	A	35-17
1971	49ers	H	26-14
1974	Cardinals	A	34-9
1976	Cardinals (OT)	H	23-20
1978	Cardinals	A	16-10
1979	Cardinals	H	13-10
1980	49ers (OT)	A	24-21
1982	49ers	H	31-20
1983	49ers	H	42-27
1986	49ers	A	43-17
1987	49ers	A	34-28
1988	Cardinals	H	24-23
1991	49ers	A	14-10
1992	Cardinals	H	24-14
1993	49ers	A	28-14
1999	49ers	H	24-10
2000	49ers	A	27-20
2002	49ers	A	38-28
	49ers	H	17-14
2003	Cardinals (OT)	H	16-13
	49ers	A	50-14
2004	49ers (OT)	A	31-28
	49ers (OT)	H	31-28
2005	Cardinals	H	31-14
	Cardinals	A	17-10
2006	Cardinals	H	34-27
	Cardinals	A	26-20
2007	49ers	A	20-17
	49ers (OT)	H	37-31

+First regular season game at University of Phoenix Stadium  
\*Mexico City



**SEATTLE SEAHAWKS**  
(9-9)

1976	Cardinals	A	30-24
1983	Cardinals	H	33-28
1989	Cardinals	A	34-24
1993	Cardinals (OT)	A	30-27
1995	Cardinals (OT)	H	20-14
1998	Seahawks	A	33-14
2002	Cardinals	A	27-14
	Seahawks	H	27-6

## CLUB HISTORY

2003	Seahawks	H	38-0
	Seahawks	A	28-10
2004	Cardinals	H	25-17
	Seahawks	A	24-21
2005	Seahawks	A	37-12
	Seahawks	H	33-19
2006	Seahawks	A	21-10
	Cardinals	H	27-21
2007	Cardinals	H	23-20
	Seahawks	A	42-21



### ST. LOUIS RAMS (19-24-2)

1946	Cardinals	H	34-10
	Rams	A	17-14
1947	Rams	A	27-7
	Cardinals	H	17-10
1948	Cardinals	A	27-22
	Cardinals	H	27-24
1949	Tie	H	28-28
	Cardinals	A	31-27
1951	Rams	A	45-21
1953	Tie	H	24-24
1954	Rams	A	28-17
1958	Rams	H	20-14
1960	Cardinals	A	43-21
1965	Rams	H	27-3
1968	Rams	H	24-13
1970	Rams	A	34-13
1972	Cardinals	H	24-14
1975	Rams	A	35-23
1976	Cardinals	A	30-28
1979	Rams	A	21-0
1980	Rams	H	21-13
1984	Rams	H	16-13
1985	Rams	A	46-14
1986	Rams	H	16-10
1987	Rams	H	27-24
1988	Cardinals	A	41-27
1989	Rams	A	37-14
1991	Cardinals	A	24-14
1992	Cardinals	A	20-14
1993	Cardinals	H	38-10
1994	Rams	A	14-12
1996	Cardinals (OT)	H	31-28
1998	Cardinals	A	20-17
2002	Rams	H	27-14
	Rams	A	30-28
2003	Rams	A	37-13
	Rams (OT)	H	30-27
2004	Rams	A	17-10
	Cardinals	H	31-7
2005	Rams	H	17-12
	Cardinals	A	38-28
2006	Rams	H	16-14
	Cardinals	A	34-20
2007	Cardinals	A	34-31
	Cardinals	H	48-19

\*NFC Divisional Playoff



### TAMPA BAY BUCCANEERS (8-8)

1977	Buccaneers	A	17-7
1981	Buccaneers	A	20-10
1983	Cardinals	A	34-27
1985	Buccaneers	A	16-0

1986	Cardinals	A	21-17
	Cardinals	H	30-19
1987	Cardinals	H	31-28
	Cardinals	A	31-14
1988	Cardinals	A	30-24
1989	Buccaneers	H	14-13
1992	Buccaneers	A	23-7
	Buccaneers	H	7-3
1996	Cardinals	H	13-9
1997	Buccaneers	A	19-18
2004	Cardinals	H	12-7
2007	Buccaneers	A	17-10



### TENNESSEE OILERS/TITANS (5-3)

1970	Cardinals	H	44-0
1974	Cardinals	A	31-27
1979	Cardinals	A	24-17
1985	Oilers	H	20-10
1988	Oilers	A	38-20
1994	Cardinals	A	30-12
1997	Oilers	H	41-14
2005	Cardinals	H	20-10



### WASHINGTON REDSKINS (42-69-1)

1937	Cardinals	A	21-14
1939	Redskins	A	28-7
1940	Redskins	A	28-21
1942	Redskins	A	28-0
1943	Redskins	A	13-7
1944	Redskins	A	42-20
1945	Redskins	A	24-21
1947	Redskins	A	45-21
1949	Cardinals	H	38-7
1950	Cardinals	A	38-28
1951	Redskins	H	7-3
	Redskins	A	20-17
1952	Redskins	H	23-7
	Cardinals	A	17-6
1953	Redskins	H	24-13
	Redskins	A	28-17
1954	Cardinals	H	38-16
	Redskins	A	37-20
1955	Cardinals	A	24-10
	Redskins	H	31-0
1956	Cardinals	A	31-13
	Redskins	H	17-14
1957	Redskins	H	37-14
	Cardinals	A	44-14
1958	Cardinals	H	37-10
	Redskins	A	45-31
1959	Cardinals	H	49-21
	Redskins	A	23-14
1960	Cardinals	H	44-7
	Cardinals	A	26-14
1961	Cardinals	A	24-0
	Cardinals	H	38-24
1962	Redskins	A	24-14
	Tie	H	17-17
1963	Cardinals	A	21-7
	Cardinals	H	24-20

1964	Cardinals	A	23-17
	Cardinals	H	38-24
1965	Cardinals	A	37-16
	Redskins	H	24-20
1966	Cardinals	H	23-7
	Redskins	A	26-20
1967	Cardinals	A	27-21
1968	Cardinals	H	41-14
1969	Redskins	A	33-17
1970	Cardinals	H	27-17
	Redskins	A	28-27
1971	Redskins	H	24-17
	Redskins	A	20-0
1972	Redskins	A	24-10
	Redskins	H	33-3
1973	Cardinals	H	34-27
	Redskins	A	31-13
1974	Cardinals	A	17-10
	Cardinals	H	23-20
1975	Redskins	A	27-17
	Cardinals (OT)	H	20-17
1976	Redskins	A	20-10
	Redskins	H	20-16
1977	Redskins	A	24-14
	Redskins	H	26-20
1978	Redskins	H	28-10
	Cardinals	A	27-17
1979	Redskins	H	17-7
	Redskins	A	30-28
1980	Redskins	A	23-0
	Redskins	H	31-7
1981	Cardinals	H	40-30
	Redskins	A	42-21
1982	Redskins	H	12-7
	Redskins	A	28-0
1983	Redskins	H	38-14
	Redskins	A	45-7
1984	Cardinals	H	26-24
	Redskins	A	29-27
1985	Redskins	A	27-10
	Redskins	H	27-16
1986	Redskins	A	28-21
	Redskins	H	20-17
1987	Redskins	A	28-21
	Redskins	H	34-17
1988	Cardinals	H	30-21
	Redskins	A	33-17
1989	Redskins	A	30-28
	Redskins	H	29-10
1990	Redskins	A	31-0
	Redskins	H	38-10
1991	Redskins	A	34-0
	Redskins	H	20-14
1992	Cardinals	H	27-24
	Redskins	A	41-3
1993	Cardinals	A	17-10
	Cardinals	H	36-6
1994	Cardinals (OT)	A	19-16
	Cardinals	H	17-15
1995	Redskins	A	27-7
	Cardinals	H	24-20
1996	Cardinals (OT)	A	37-34
	Cardinals	H	27-26
1997	Redskins (OT)	A	19-13
	Redskins	H	38-28
1998	Cardinals	H	29-27
	Cardinals	A	45-42
1999	Redskins	H	24-10
	Redskins	A	28-3
2000	Cardinals	H	16-15
	Redskins	A	20-3
2001	Redskins	H	20-10
	Redskins	A	17-10
2002	Redskins	A	31-21
2005	Redskins	H	17-13
2007	Redskins	A	21-19



## ANNUAL STATISTICAL LEADERS

## SCORING

Year	Player	TDs	PAT	FG	Pts.	Year	Player	TDs	PAT	FG	Pts.
1945	Leo Cantor	5	0	0	30	1977	Jim Bakken	0	35-36	7-16	56
1946	Ward Cuff	2	28-30	5-12	55	1978	Jim Bakken	0	27-31	11-22	60
1947	Pat Harder	7	39-40	7-10	102	1979	Ottis Anderson	10	0	0	60
1948	Pat Harder	6	*53-53	7-17	110	1980	Ottis Anderson	9	0	0	54
1949	Pat Harder	8	45-47	3-5	102	1981	Neil O'Donoghue	0	36-37	19-32	93
1950	Bob Shaw	12	0	0	72	1982	Neil O'Donoghue	0	15-16	8-13	39
1951	Billy Cross	6	0	0	36	1983	Neil O'Donoghue	0	45-47	15-29	90
1952	Ollie Matson	9	0	0	54	1984	Neil O'Donoghue	0	48-51	23-35	117
1953	Pat Summerall	0	23-23	9-24	50	1985	Stump Mitchell	10	0	0	60
1954	Ollie Matson	9	0	0	54	1986	John Lee	0	14-17	8-13	38
1955	Pat Summerall	1	23-25	8-19	53	1987	Jim Gallery	0	30-31	9-19	57
1956	Pat Summerall	0	30-30	10-18	60	1988	Al Del Greco	0	42-44	12-21	78
1957	Ollie Matson	9	0	0	54	1989	Al Del Greco	0	28-29	18-26	82
1958	Ollie Matson	10	0	0	60	1990	Al Del Greco	0	31-31	17-27	82
1959	Bobby Joe Conrad	6	30-31	6-9	84	1991	Greg Davis	0	19-19	21-30	82
1960	Sonny Randle	15	0	0	90	1992	Greg Davis	0	28-28	13-26	67
1961	Sonny Randle	9	0	0	54	1993	Greg Davis	0	37-37	21-28	100
1962	John David Crow	*17	0	0	102	1994	Greg Davis	0	17-17	20-26	77
1963	Jim Bakken	0	44-44	11-21	77	1995	Greg Davis	0	19-19	30-39	109
1964	Jim Bakken	0	40-40	25-38	115	1996	Kevin Butler	0	17-19	14-17	59
1965	Jim Bakken	0	33-33	21-31	96	1997	Joe Nedney	0	19-19	11-17	52
1966	Jim Bakken	0	27-28	23-40	96	1998	Joe Nedney	0	30-30	13-19	69
1967	Jim Bakken	0	36-36	27-39	117	1999	Chris Jacke	0	26-26	19-27	83
1968	Jim Bakken	0	40-40	15-24	85	2000	Cary Blanchard	0	18-19	16-23	66
1969	Jim Bakken	0	38-40	12-24	74	2001	Bill Gramatica	0	25-25	16-20	73
1970	Jim Bakken	0	37-38	20-32	97	2002	Bill Gramatica	0	29-29	15-21	74
1971	Jim Bakken	0	24-24	21-32	87	2003	Anquan Boldin	8	0	0	48
1972	Jim Bakken	0	19-21	14-22	61	2004	Neil Rackers	0	28-28	22-29	94
1973	Jim Bakken	0	31-31	23-32	100	2005	Neil Rackers	0	20-20	*40-42	*140
1974	Jim Bakken	0	30-36	13-22	69	2006	Neil Rackers	0	32-32	28-37	116
1975	Jim Bakken	0	40-41	19-24	97	2007	Neil Rackers	0	47-48	21-30	110
1976	Jim Bakken	0	33-35	20-27	93						

\*Cardinal record

## RUSHING

Year	Player	Att.	Yards	Avg.	Long	TDs	Year	Player	Att.	Yards	Avg.	Long	TDs
1945	Frank Seno	93	355	3.0	47	2	1977	Terry Metcalf	149	739	5.0	62	4
1946	Pat Harder	106	545	5.1	55	4	1978	Jim Otis	197	664	3.4	17	8
1947	Elmer Angsman	110	412	3.7	18	7	1979	Ottis Anderson	331	*1,605	4.8	76	8
1948	Charley Trippi	128	690	5.4	50	6	1980	Ottis Anderson	301	1,352	4.5	52	9
1949	Elmer Angsman	125	674	5.4	82*	6	1981	Ottis Anderson	328	1,376	4.2	28	9
1950	Pat Harder	99	454	4.6	22	1	1982	Ottis Anderson	145	587	4.0	64	3
1951	Charley Trippi	78	501	6.4	32	4	1983	Ottis Anderson	296	1,270	4.3	43	5
1952	Charley Trippi	72	350	4.9	59	4	1984	Ottis Anderson	269	1,174	4.1	24	6
1953	Charley Trippi	97	443	4.5	21	0	1985	Stump Mitchell	183	1,006	5.5	64	7
1954	Ollie Matson	101	506	5.0	79	4	1986	Stump Mitchell	174	800	4.6	44	5
1955	Ollie Matson	109	475	4.3	54	1	1987	Stump Mitchell	203	781	3.8	42	3
1956	Ollie Matson	192	924	4.8	79	5	1988	Earl Ferrell	202	924	4.6	47	7
1957	Ollie Matson	134	577	4.3	57	6	1989	Earl Ferrell	149	502	3.4	44†	6
1958	Ollie Matson	129	505	3.9	55	5	1990	Johnny Johnson	234	924	4.0	41	5
1959	John David Crow	140	666	4.8	73†	3	1991	Johnny Johnson	196	666	3.4	21	4
1960	John David Crow	183	1,071	*5.9	57	6	1992	Johnny Johnson	178	734	4.1	42†	6
1961	Prentice Gault	129	523	4.1	54†	3	1993	Ronald Moore	263	1,018	3.9	20	9
1962	John David Crow	192	751	3.9	35	*14	1994	Ronald Moore	232	780	3.4	24	4
1963	Joe Childress	174	701	4.0	28	2	1995	Garrison Hearst	284	1,070	3.8	38	1
1964	John David Crow	163	554	3.4	57	7	1996	LeShon Johnson	141	634	4.5	70†	3
1965	Bill Triplatt	174	617	3.5	59†	6	1997	Leeland McElroy	135	424	3.1	18	2
1966	Johnny Roland	192	695	3.6	50	5	1998	Adrian Murrell	274	1,042	3.8	32	8
1967	Johnny Roland	234	876	3.7	70	10	1999	Adrian Murrell	193	553	2.9	22	0
1968	Willis Crenshaw	203	813	4.0	66†	6	2000	Michael Pittman	184	719	3.9	29	4
1969	Cid Edwards	107	504	4.7	48	3	2001	Michael Pittman	241	846	3.5	42	5
1970	MacArthur Lane	206	977	4.7	75	11	2002	Marcel Shipp	188	834	4.4	56	6
1971	MacArthur Lane	150	592	3.9	40	3	2003	Marcel Shipp	228	830	3.6	36	0
1972	Donny Anderson	153	536	3.5	19	4	2004	Emmitt Smith	267	937	3.5	29†	9
1973	Donny Anderson	167	679	4.1	54	10	2005	Marcel Shipp	157	451	2.9	19	0
1974	Terry Metcalf	152	718	4.7	75	6	2006	Edgerin James	*337	1,159	3.4	18	6
1975	Jim Otis	269	1,076	4.0	30	5	2007	Edgerin James	324	1,222	3.8	27	7
1976	Jim Otis	233	891	3.8	23	2							

\*Cardinal record

PASSING

Year	Player	Att.	Comp.	Pct.	Yards	Long	TDs	Int.	Rating
1945	Paul Christman	219	89	40.6	1,147	70	5	12	42.5
1946	Paul Christman	229	100	43.7	1,656	821	13	18	54.7
1947	Paul Christman	301	138	45.8	2,191	80	17	22	53.1
1948	Ray Malloff	143	73	51	1,160	54	13	6	91.2
1949	Paul Christman	151	75	49.7	1,015	501	11	13	60.3
1950	Jim Hardy	257	117	45.5	1,536	581	17	24	49.8
1951	Charley Trippi	191	88	46.1	1,191	801	8	13	52.1
1952	Charley Trippi	181	84	46.4	890	561	5	13	40.5
1953	Jim Roof	192	80	41.9	1,149	77	8	11	52.1
1954	Lamar McHan	255	105	41.2	1,475	70	6	22	32.6
1955	Lamar McHan	207	78	38.8	1,085	741	11	19	35.5
1956	Lamar McHan	152	72	47.4	1,159	75	10	8	73.3
1957	Lamar McHan	200	87	43.5	1,568	831	11	15	58
1958	M.C. Reynolds	195	105	53.8	1,422	911	11	11	72.6
1959	King Hill	181	82	45.3	1,015	311	7	13	46.2
1960	John Roach	188	87	46.3	1,423	571	17	18	62.6
1961	Sam Etcheverry	196	96	48.9	1,275	78	14	11	70.3
1962	Charley Johnson	308	150	48.7	2,440	861	16	20	65.9
1963	Charley Johnson	423	222	52.5	3,280	781	28	21	79.3
1964	Charley Johnson	420	223	53.1	3,045	781	21	24	69.4
1965	Charley Johnson	322	155	48.1	2,439	781	18	15	72.8
1966	Charley Johnson	205	103	50.2	1,334	691	10	11	64.8
1967	Jim Hart	397	192	48.4	3,008	761	19	30	58.3
1968	Jim Hart	316	140	44.3	2,059	801	15	18	58.4
1969	Charley Johnson	260	131	50.4	1,847	841	13	13	69.5
1970	Jim Hart	373	171	45.8	2,574	79	14	18	61.6
1971	Jim Hart	243	110	45.3	1,626	571	8	14	54.5
1972	Gary Cuzzo	158	69	43.7	897	681	5	11	43.6
1973	Jim Hart	320	178	55.6	2,223	691	15	10	80.1
1974	Jim Hart	388	200	51.6	2,411	801	20	8	79.5
1975	Jim Hart	345	182	52.8	2,507	801	19	19	71.8
1976	Jim Hart	388	218	56.2	2,946	771	18	13	81.7
1977	Jim Hart	354	185	52.3	2,534	69	13	20	64.5
1978	Jim Hart	477	240	50.3	3,121	74	16	18	66.7
1979	Jim Hart	378	194	51.3	2,218	48	9	20	55.2
1980	Jim Hart	425	228	53.7	2,946	691	16	20	68.8
1981	Jim Hart	241	134	55.6	1,694	581	11	14	70.1
	Neil Lomax	236	119	50.4	1,575	75	4	10	60
1982	Neil Lomax	205	109	53.2	1,367	42	5	6	70.4
1983	Neil Lomax	354	209	59	2,636	711	24	11	92
1984	Neil Lomax	*560	*345	61.6	*4,614	831	*28	16	*92.5
1985	Neil Lomax	471	266	56.5	3,214	47	18	12	79.9
1986	Neil Lomax	421	240	57	2,583	481	13	12	73.4
1987	Neil Lomax	463	275	59.4	3,387	57	24	12	88.5
1988	Neil Lomax	443	255	57.6	3,395	931	20	11	86.7
1989	Gary Hogeboom	364	204	56	2,591	591	14	19	69.5
1990	Timm Rosenbach	437	237	54.2	3,098	681	16	17	72.8
1991	Tom Tupa	315	165	52.4	2,053	651	6	13	62
1992	Chris Chandler	413	245	59.3	2,832	721	15	15	77.1
1993	Steve Beuerlein	418	258	61.7	3,164	651	18	17	82.5
1994	Steve Beuerlein	255	130	51	1,545	63	5	9	61.6
1995	Dave Krieg	521	304	58.3	3,554	48	16	21	72.6
1996	Boomer Esiason	339	190	56	2,293	641	11	14	70.6
	Kent Graham	274	146	53.3	1,624	69	12	7	75.1
1997	Jake Plummer	296	157	53	2,203	701	15	15	73.1
1998	Jake Plummer	547	324	59.2	3,737	57	17	20	75
1999	Jake Plummer	381	201	52.8	2,111	63	9	24	50.8
2000	Jake Plummer	475	270	56.8	2,946	701	13	21	66
2001	Jake Plummer	525	304	57.9	3,653	681	18	14	79.6
2002	Jake Plummer	530	284	53.6	2,972	801	18	20	65.7
2003	Jeff Blake	367	208	56.7	2,247	711	13	15	69.6
2004	Josh McCown	408	233	57.1	2,511	48	11	10	74.1
2005	Kurt Warner	375	242	64.5	2,713	63	11	9	85.8
2006	Matt Leinart	377	214	56.8	2,547	57	11	12	74.0
2007	Kurt Warner	451	281	62.3	3,417	62	27	17	89.8

QUARTERBACK SACKS (OFFICIAL STATISTIC BEGAN IN 1982)

Year	Player, Position	Total	Year	Player, Position	Total
1970	Chuck Walker, DE	9.0	1991	Ken Harvey, LB	9.0
1971	Bob Rowe, DT	5.5	1992	Ken Harvey, LB	6.0
1972	Ron Yankowski, DE	6.0	1993	Ken Harvey, LB	9.5
1973	Bob Rowe, DT	6.5	1994	Eric Swann, DT	7.0
1974	Ron Yankowski, DE	9.0	1995	Clyde Simmons, DE	11.0
1975	Bob Bell, DE	6.0	1996	Simeon Rice, DE	12.5
1976	John Zook, DE	9.5	1997	Eric Swann, DT	7.5
1977	Mike Dawson, DT	8.0	1998	Simeon Rice, DE	10.0
1978	Mike Dawson, DT	8.0	1999	Simeon Rice, DE	16.5
1979	Bob Pollard, DE	9.0	2000	Simeon Rice, DE	7.5
1980	Curtis Greer, DE	6.5	2001	Rob Fredrickson, LB	4.0
1981	Curtis Greer, DE	12.5	2002	Kyle Vanden Bosch, DE	3.0
1982	Curtis Greer, DE	7.5	2003	Dennis Johnson, DE	4.0
1983	Curtis Greer, DE	16.0		Ray Thompson, LB	3.0
1984	Curtis Greer, DE	14.0	2004	Bertrand, Berry, DE	14.5
1985	Curtis Greer, DE	7.0	2005	Adrian Wilson, SS	*8.0
1986	Al Baker, DE	10.0	2006	Chike Okefor, DE	8.5
1987	Freddie Joe Nunn, DE	11.0	2007	Darnell Dockett, DT	9.0
1988	Freddie Joe Nunn, DE	14.0			
1989	Ken Harvey, LB	7.0			
1990	Ken Harvey, LB	10.0			

\*NFL record for defensive back  
\*Cardinal record



## RECEIVING

Year	Player	No.	Yards	Avg.	Long	TDs	Year	Player	No.	Yards	Avg.	Long	TDs
1945	Billy Dewell	26	370	14.2	70	1	1976	Ike Harris	52	782	15.0	40	1
1946	Billy Dewell	27	643	23.8	821	7	1977	Ike Harris	40	547	13.7	38	3
	Mal Kutner	27	634	23.5	63	5	1978	Pat Tilley	62	900	14.5	43	3
1947	Mal Kutner	43	994	21.9	70	7	1979	Pat Tilley	57	938	16.4	51	6
1948	Mal Kutner	41	943	23.0	71	14	1980	Pat Tilley	68	966	14.2	601	6
1949	Charley Trippi	34	484	14.1	49	6	1981	Pat Tilley	66	1,040	15.7	75	3
1950	Bob Shaw	48	971	20.2	65	12	1982	Pat Tilley	36	465	14.5	34	2
1951	Fran Polsfoot	57	796	14.0	801	4	1983	Roy Green	78	1,227	15.7	711	14
1952	Don Stonesifer	54	617	11.4	26	0	1984	Roy Green	78	1,555	19.9	831	12
1953	Don Stonesifer	56	684	12.2	46	2	1985	Roy Green	50	693	13.9	47	5
1954	Don Stonesifer	44	607	13.8	39	3	1986	J.T. Smith	80	1,014	12.7	45	6
1955	Don Stonesifer	28	330	11.8	28	5	1987	J.T. Smith	91	1,117	12.3	38	8
1956	Don Stonesifer	22	320	14.5	58	2	1988	J.T. Smith	83	986	11.9	29	5
1957	Gern Nagler	27	475	17.6	831	4	1989	J.T. Smith	62	778	12.5	31	5
1958	Woodley Lewis	46	690	15.0	64	4	1990	Ricky Proehl	56	802	14.3	451	4
1959	Woodley Lewis	34	534	15.7	851	3	1991	Ernie Jones	61	957	15.7	53	4
1960	Sonny Randle	62	892	14.4	57	+15	1992	Ricky Proehl	60	744	12.4	631	3
1961	Sonny Randle	44	591	13.4	41	9	1993	Larry Centers	66	603	9.1	29	3
1962	Sonny Randle	63	1,158	18.4	+861	7	1994	Larry Centers	77	647	8.4	36	2
1963	Bobby Joe Conrad	73	967	13.2	48	10	1995	Larry Centers	101	962	9.5	32	2
1964	Bobby Joe Conrad	61	780	12.8	53	6	1996	Larry Centers	99	766	7.7	39	7
1965	Bobby Joe Conrad	58	909	15.7	71	5	1997	Rob Moore	97	1,584	16.3	471	8
1966	Jackie Smith	45	810	18.0	69	3	1998	Frank Sanders	89	1,145	12.9	42	3
1967	Jackie Smith	56	1,205	21.5	761	9	1999	Frank Sanders	79	954	12.1	63	1
1968	Jackie Smith	49	789	16.1	65	2	2000	Michael Pittman	73	579	7.9	361	2
1969	Dave Williams	56	702	12.5	61	7	2001	David Boston	98	+11,598	16.3	631	8
1970	John Gilliam	45	952	21.1	79	5	2002	Freddie Jones	44	358	8.1	24	1
1971	John Gilliam	42	837	19.9	54	3	2003	Anquan Boldin	101	1,377	13.6	711	8
1972	Johnny Roland	38	321	8.4	27	2	2004	Larry Fitzgerald	58	780	13.4	48	8
1973	Jackie Smith	41	800	14.6	42	1	2005	Larry Fitzgerald	+1103	1,409	13.7	47	10
	Donny Anderson	41	409	10.0	44	3	2006	Anquan Boldin	83	1,203	14.5	64	4
1974	Terry Metcalf	50	377	7.5	22	1	2007	Larry Fitzgerald	100	1,409	14.1	481	10
1975	Mel Gray	48	926	19.3	74	11							

+Cardinal record \*\*NFL Leader

## PUNTING

Year	Player	No.	Avg.	Long	Blocked	Year	Player	No.	Avg.	Long	Blocked	
1945	James Reynolds	38	36.4	48	0	1977	Duane Carrell	49	35.9	53	0	
1946	William Blackburn	35	41.9	60	0	1978	Mike Wood	51	37.6	81	0	
1947	Ray Mallouf	43	39.9	62	0		Steve Little	46	38.0	52	2	
1948	Ray Mallouf	45	39.0	61	0	1979	Steve Little	80	38.2	56	2	
1949	John Cochran	52	42.0	66	0	1980	Larry Swider	99	41.5	66	1	
1950	Jim Hardy	56	39.4	76	0	1981	Carl Birdsong	69	41.8	75	0	
1951	Fran Polsfoot	47	40.7	56	0	1982	Carl Birdsong	54	43.8	65	0	
1952	Frank Tripucka	35	37.5	57	0	1983	Carl Birdsong	85	41.5	59	0	
1953	Charley Trippi	54	42.8	63	0	1984	Carl Birdsong	67	38.7	59	1	
1954	Charley Trippi	59	39.1	62	0	1985	Carl Birdsong	85	41.7	67	2	
1955	Dave Mann	43	40.0	60	0	1986	Greg Cater	61	37.2	52	1	
1956	Dave Mann	36	37.4	58	1	1987	Greg Horne	24	40.5	51	0	
1957	Dave Mann	59	42.5	67	0	1988	Greg Horne	79	40.9	66	1	
1958	Bobby Gordon	55	38.0	66	0	1989	Rich Camarillo	76	43.4	58	0	
1959	Jerry Norton	59	44.9	60	0	1990	Rich Camarillo	67	42.8	63	0	
1960	Jerry Norton	39	45.6	62	0	1991	Rich Camarillo	76	45.3	80	1	
1961	Jerry Norton	85	44.7	78	1	1992	Rich Camarillo	54	42.9	73	0	
1962	Sam Etcheverry	59	38.3	61	1	1993	Rich Camarillo	73	43.7	61	0	
1963	Jerry Stoval	65	40.7	69	0	1994	Jeff Feagles	98	40.8	54	0	
1964	Jackie Smith	41	40.4	64	0	1995	Jeff Feagles	72	43.8	60	0	
1965	Jim Bakken	26	42.2	56	0	1996	Jeff Feagles	76	43.8	68	1	
	Jackie Smith	39	39.5	62	1	1997	Jeff Feagles	91	44.3	62	1	
1966	Jackie Smith	47	37.9	56	1	1998	Scott Player	81	41.7	67	1	
1967	Chuck Latourette	62	40.8	67	0	1999	Scott Player	94	42.0	60	0	
1968	Chuck Latourette	65	41.6	55	0	2000	Scott Player	65	44.2	55	0	
1969	King Hill	73	37.6	57	1	2001	Scott Player	67	41.5	58	0	
1970	Chuck Latourette	65	40.9	59	0	2002	Scott Player	88	43.9	58	1	
1971	Chuck Latourette	56	38.5	55	1	2003	Scott Player	82	42.8	64	1	
1972	Donny Anderson	72	39.5	61	0	2004	Scott Player	98	43.2	57	1	
1973	Gary Kiethley	66	37.5	55	1	2005	Scott Player	73	43.9	60	1	
1974	Hal Roberts	81	38.7	57	0	2006	Scott Player	66	44.9	58	2	
1975	Jeff West	64	37.7	58	1	2007	Mike Barr	59	40.4	61	1	
1976	Terry Joyce	64	36.4	54	2							

\*Cardinal record

PUNT RETURNS

Year	Player	No.	Yards	Avg.	Long	TDs	Year	Player	No.	Yards	Avg.	Long	TDs
1945	Frank Seno	10	103	10.3	25	0	1976	Terry Metcalf	17	188	11.1	39	0
1946	Frank Seno	17	176	10.3	21	0	1977	Terry Metcalf	14	108	7.7	23	0
1947	John Cochran	10	147	14.7	31	0	1978	Willard Harrell	21	196	9.3	70	1
1948	Jerry Davis	16	334	*20.9	70	*2	1979	Willard Harrell	32	205	6.4	68	0
1949	John Cochran	15	314	*20.9	71	*2	1980	Mark Bell	22	195	8.9	54	0
1950	Don Paul	16	194	10.8	82	1	1981	Stump Mitchell	42	445	10.6	50	1
1951	Don Paul	19	143	7.5	23	0	1982	Stump Mitchell	27	165	6.1	15	0
1952	Billy Cross	21	177	8.4	38	0	1983	Stump Mitchell	38	337	8.9	34	0
1953	Charley Trippi	21	239	11.4	38	0	1984	Stump Mitchell	38	333	8.8	39	0
1954	Ollie Matson	11	100	9.1	59	1	1985	J.T. Smith	26	283	10.9	31	0
1955	Ollie Matson	13	245	18.8	78	*2	1986	Vai Sikahema	43	522	12.1	71	*2
1956	Frank Bernardi	18	217	12.1	*95	1	1987	Vai Sikahema	*44	*550	12.5	76	1
1957	Woodley Lewis	24	175	7.3	31	0	1988	Vai Sikahema	33	341	10.3	28	0
1958	Bobby Joe Conrad	19	129	6.8	16	0	1989	Vai Sikahema	37	433	11.7	53	0
1959	Bill Stacy	29	281	9.7	74	*2	1990	Vai Sikahema	36	306	8.5	20	0
1960	Bill Stacy	14	62	4.4	24	0	1991	John Jackson	31	244	7.9	19	0
1961	Willie West	11	98	8.9	28	0	1992	Johnny Bailey	20	263	13.2	65	0
1962	Norm Beal	7	46	6.6	14	0	1993	Johnny Bailey	35	282	8.1	58	1
1963	Billy Gambrell	11	111	10.0	49	0	1994	Patrick Robinson	41	285	7.0	23	0
1964	Billy Gambrell	12	126	10.5	36	0	1995	Anthony Edwards	18	131	7.3	16	0
	Jim Burson	12	125	10.4	68	1	1996	Marcus Dowdell	34	297	8.7	35	0
1965	Abe Woodson	17	7	0.4	13	0	1997	Kevin Williams	40	462	11.6	50	0
1966	Johnny Roland	20	221	11.1	66	1	1998	Eric Metcalf	43	295	6.9	24	0
1967	Phil Spiller	15	124	8.3	33	0	1999	Mac Cody	32	373	**11.7	31	0
1968	Chuck Latourette	28	345	12.3	86	1	2000	Mac Cody	31	222	7.2	25	0
1969	Roger Wehrli	13	85	6.5	25	0	2001	Arnold Jackson	40	461	11.5	55	0
1970	Chuck Latourette	30	171	5.7	16	0	2002	Arnold Jackson	31	182	5.9	22	0
1971	Larry Willingham	10	84	8.4	34	0	2003	Anquan Boldin	20	130	6.5	19	0
1972	Larry Willingham	9	41	4.6	13	0	2004	Karl Williams	42	286	6.8	38	0
1973	Gary Hammond	11	80	7.3	51	0	2005	Reggie Swinton	42	334	8.0	32	0
1974	Terry Metcalf	26	340	13.1	43	0	2006	Troy Walters	24	250	10.4	37	0
1975	Terry Metcalf	23	285	12.4	69	1	2007	Steve Breaston	42	395	9.4	73	1

\*Cardinal record

\*\*NFC Leader

KICKOFF RETURNS

Year	Player	No.	Yards	Avg.	Long	TDs	Year	Player	No.	Yards	Avg.	Long	TDs
1945	Frank Seno	19	408	21.4	31	0	1977	Terry Metcalf	32	772	24.1	51	0
1946	Frank Seno	13	408	31.3	105	1	1978	Willard Harrell	19	389	20.5	32	0
1947	Charley Trippi	15	321	21.4	33	0	1979	Roy Green	41	1,007	24.6	+106	1
1948	Jerry Davis	15	437	29.2	83	0	1980	Roy Green	32	745	23.3	37	0
1949	Charley Trippi	18	427	23.7	48	0	1981	Stump Mitchell	55	1,292	23.5	67	0
1950	Don Paul	28	693	24.7	46	0	1982	Stump Mitchell	16	364	22.8	33	0
1951	Emil Stiko	17	429	25.2	41	0	1983	Stump Mitchell	36	778	21.6	66	0
1952	Ollie Matson	20	623	31.2	100	*2	1984	Stump Mitchell	35	804	23.0	56	0
1953	Billy Cross	12	257	21.4	39	0	1985	Clyde Duncan	28	550	19.6	34	0
1954	Les Goble	27	749	27.7	94	*2	1986	Vai Sikahema	37	847	22.9	44	0
1955	Ollie Matson	15	368	24.5	37	0	1987	Vai Sikahema	34	761	22.4	50	0
1956	Ollie Matson	13	362	27.7	105	1	1988	Vai Sikahema	23	475	20.7	39	0
1957	Woodley Lewis	26	682	26.2	52	0	1989	Vai Sikahema	43	874	20.3	52	0
1958	Ollie Matson	14	497	*35.5	101	*2	1990	Vai Sikahema	27	544	20.1	32	0
1959	Bobby Joe Conrad	18	388	21.7	33	0	1991	Larry Centers	16	330	20.6	39	0
1960	Willie West	13	370	28.5	87	0	1992	Johnny Bailey	28	690	24.6	63	0
1961	Pat Fischer	17	426	25.1	53	0	1993	Johnny Bailey	31	699	22.5	46	0
1962	Bill Triplett	24	608	25.3	49	0	1994	Chuck Levy	26	513	19.7	31	0
1963	Jerry Stovall	15	419	27.9	55	0	1995	Ryan Terry	37	808	21.8	53	0
1964	Jerry Stovall	24	566	23.6	47	0	1996	Leeland McElroy	54	1,148	21.3	92	0
1965	Abe Woodson	27	665	24.6	65	0	1997	Kevin Williams	59	1,458	24.7	63	0
1966	Roy Shivers	27	762	28.2	94	1	1998	Eric Metcalf	57	1,218	21.4	59	0
1967	Bobby Williams	24	583	24.3	38	0	1999	Mario Bates	52	1,231	23.7	68	0
1968	Chuck Latourette	46	1,237	26.9	75	0	2000	MarTay Jenkins	#82	#2,186	26.7	98	1
1969	MacArthur Lane	20	523	26.2	69	0	2001	MarTay Jenkins	49	1,120	22.9	70	0
1970	Chuck Latourette	13	254	19.5	24	0	2002	Kevin Kasper	32	722	22.6	40	0
1971	Mel Gray	30	740	24.7	65	0	2003	Josh Scobey	73	1,684	23.1	100	1
1972	Bobby Moore	20	437	21.9	37	0	2004	Josh Scobey	32	723	22.6	71	0
1973	Les Shy	16	445	27.8	97	1	2005	Reggie Swinton	63	1,456	23.1	90	0
1974	Terry Metcalf	20	623	31.2	94	1	2006	J.J. Arrington	66	1,503	22.8	99	1
1975	Terry Metcalf	35	960	27.4	93	1	2007	Steve Breaston	62	1,391	22.7	59	0
1976	Jerry Latin	16	357	22.3	39	0							
	Terry Metcalf	16	325	20.3	33	0							

\*Cardinal record

+Ties NFL record

#NFL/Cardinal record



## FIELD GOALS

Year	Player	Att.	Made	Pct.	Long
1945	Conway Baker	1	0	.000	—
1946	Ward Cuff	12	5	.417	42
1947	Pat Harder	10	7	.700	35
1948	Pat Harder	17	7	.412	36
1949	Ventian Yablonski	6	5	.833	34
1950	Pat Harder	9	4	.444	47
1951	Cliff Patton	8	5	.625	27
1952	Joe Geri	18	2	.111	40
1953	Pat Summerall	24	9	.375	49
1954	Pat Summerall	19	8	.421	50
1955	Pat Summerall	19	8	.421	42
1956	Pat Summerall	22	10	.455	42
1957	Pat Summerall	17	6	.353	34
1958	Bobby Joe Conrad	17	6	.353	45
1959	Bobby Joe Conrad	9	6	.667	37
1960	Gerry Perry	20	13	.650	44
1961	Gerry Perry	16	7	.438	38
1962	Gerry Perry	12	5	.417	42
1963	Jim Bakken	21	11	.524	45
1964	Jim Bakken	38	25	.659	51
1965	Jim Bakken	31	21	.677	45
1966	Jim Bakken	40	23	.575	47
1967	Jim Bakken	39	27	.692	47
1968	Jim Bakken	24	15	.625	47
1969	Jim Bakken	24	12	.500	46
1970	Jim Bakken	32	20	.625	49
1971	Jim Bakken	32	21	.656	45
1972	Jim Bakken	22	14	.636	49
1973	Jim Bakken	32	23	.719	46
1974	Jim Bakken	22	13	.591	47
1975	Jim Bakken	24	19	.792	47
1976	Jim Bakken	27	20	.741	43
1977	Jim Bakken	16	7	.438	49

Year	Player	Att.	Made	Pct.	Long
1978	Jim Bakken	22	11	.500	45
1979	Steve Little	19	10	.526	51
1980	Neil O'Donoghue	15	11	.733	43
1981	Neil O'Donoghue	32	19	.594	47
1982	Neil O'Donoghue	13	8	.615	48
1983	Neil O'Donoghue	29	15	.517	52
1984	Neil O'Donoghue	35	23	.657	52
1985	Neil O'Donoghue	18	10	.556	49
1986	John Lee	13	8	.615	47
1987	Jim Gallery	19	9	.474	48
1988	Al Del Greco	21	12	.571	51
1989	Al Del Greco	26	16	.692	50
1990	Al Del Greco	27	17	.629	50
1991	Greg Davis	30	21	.700	52
1992	Greg Davis	26	13	.500	49
1993	Greg Davis	28	21	.750	**55
1994	Greg Davis	26	20	.769	51
1995	Greg Davis	39	30	.769	**55
1996	Kevin Butler	17	14	.824	41
1997	Greg Davis	14	9	.643	49
1997	Joe Nedney	17	11	.647	45
1998	Joe Nedney	19	13	.684	53
1998	Chris Jacke	14	10	.714	52
1999	Chris Jacke	27	19	.704	49
2000	Cary Blanchard	23	16	.696	54
2001	Bill Gramatica	20	16	.800	50
2002	Bill Gramatica	21	15	.714	50
2003	Neil Rackers	12	9	.750	49
2004	Neil Rackers	29	22	.758	**55
2005	Neil Rackers	42	30	.714	**54
2006	Neil Rackers	37	28	.757	50
2007	Neil Rackers	30	21	.700	52

\*Cardinal record

\*\*NFL record

## INTERCEPTIONS

Year	Player	No.	Yards	Avg.	Long	TDs
1945	Leo Cantor	5	70	14.0	26	0
1946	Mal Kutner	5	29	5.8	24	0
1947	John Cochran	8	122	15.3	39	0
1948	John Cochran	7	111	15.9	32	0
1949	Bob Nussbaumer	*12	157	13.1	68	0
1950	Jerry Davis	9	40	4.4	15	0
1951	S.J. Whitman	7	102	14.6	31	0
1952	Roy Barni	6	70	11.7	38	0
1953	Ray Ramsay	10	*237	23.7	46	1
1954	Dick Lane	10	181	18.1	64	0
1955	Dick Lane	6	69	11.5	31	0
1956	Lindon Crow	11	170	15.5	0	0
1957	Jim Hill	3	52	17.3	0	0
1958	Dick Nolan	5	30	6.0	0	0
1959	Billy Stacy	5	114	22.8	0	0
1960	Jerry Norton	10	96	9.6	0	0
1961	Jerry Norton	7	138	19.4	47	2
1962	Bill Stacy	6	72	12.0	53	0
1963	Pat Fischer	8	169	21.1	55	0
1964	Pat Fischer	10	164	16.4	39	2
1965	Larry Wilson	6	153	25.5	96	1
1966	Larry Wilson	10	180	18.0	91	2
1967	Pat Fischer	4	85	21.3	69	1
1967	Larry Wilson	4	75	18.8	44	0
1967	Jerry Stovall	4	6	1.5	6	0
1966	Larry Wilson	4	14	3.5	8	0
1969	Bob Atkins	3	74	24.7	42	0
1969	Roger Wehrli	3	44	14.7	44	0
1970	Roger Wehrli	6	50	8.3	41	0
1971	Larry Wilson	4	46	11.5	23	0
1971	Norm Thompson	4	45	11.3	25	0
1972	Larry Wilson	3	35	11.7	24	0
1972	Miller Farr	3	21	7.0	21	0
1973	Jim Tolbert	2	34	17.0	26	0
1973	Clarence Duren	2	13	6.5	13	0
1974	Norm Thompson	6	190	31.7	56	1
1975	Norm Thompson	7	141	20.1	61	1
1976	Norm Thompson	4	83	20.8	38	0
1976	Mike Sensibaugh	4	60	15.0	35	1
1976	Roger Wehrli	4	31	7.8	26	0
1977	Roger Wehrli	5	44	8.8	41	0
1978	Ken Stone	9	139	15.4	33	0
1979	Ken Stone	6	70	11.6	30	0

Year	Player	No.	Yards	Avg.	Long	TDs
1980	Ken Stone	5	63	12.6	20	0
1981	Ken Greene	7	111	15.9	47	0
1982	Benny Perrin	1	35	35.0	35	0
1982	Jeff Griffin	1	8	8.0	8	0
1982	Lee Nelson	1	7	7.0	7	0
1982	Ken Greene	1	2	2.0	2	0
1982	Carl Allen	1	0	0.0	0	0
1982	Mike Dawson	1	0	0.0	0	0
1983	Lionel Washington	8	92	11.5	26	0
1984	Lionel Washington	5	42	8.4	18	0
1985	E.J. Junior	5	109	21.8	53	0
1986	Cedric Mack	4	42	10.5	24	0
1987	Travis Curtis	5	65	13.0	31	0
1988	Cedric Mack	3	33	11.0	12	0
1988	Carl Carter	3	0	0.0	0	0
1989	Tim McDonald	7	170	24.3	53	1
1990	Tim McDonald	4	63	15.8	38	0
1991	Aeneas Williams	6	80	10.0	32	0
1992	Robert Massey	5	147	29.4	46	*3
1993	Lorenzo Lynch	3	13	4.3	13	0
1994	Aeneas Williams	9	89	9.9	43	0
1995	Aeneas Williams	6	86	14.3	48	2
1996	Aeneas Williams	6	89	14.8	65	1
1997	Aeneas Williams	6	95	15.8	42	2
1998	Kwamie Lassiter	8	80	10.0	29	0
1999	Kwamie Lassiter	2	110	*55.0	78	1
1999	Rob Fredrickson	2	57	28.5	34	1
1999	Tom Knight	2	16	8.0	16	0
1999	Pat Tiltman	2	7	3.5	6	0
1999	Aeneas Williams	2	5	2.5	8	0
2000	Aeneas Williams	5	102	20.4	48	0
2001	Kwamie Lassiter	9	80	8.9	25	0
2002	Adrian Wilson	4	35	8.8	35	0
2003	Dexter Jackson	6	122	20.3	30	0
2004	David Mackin	4	18	4.5	16	0
2005	Karlos Dansby	3	31	10.3	18	2
2006	Adrian Wilson	4	146	36.5	*99	1
2007	Antrel Rolle	5	231	46.2	57	*3
2007	Rod Hood	5	196	39.2	71	2

\*Cardinal record

## ANNUAL TURNOVER DIFFERENTIALS

Year	Giveaways			Takeaways			Net	Record
	INTs	Fumbles/Lost	Total	INTs	Fumbles/Lost	Total		
2007	24	27/12	36	18	23/11	29	-7	8-8
2006	17	31/13	30	16	26/17	33	+3	5-11
2005	21	26/16	37	15	24/11	26	-11	5-11
2004	18	34/11	29	15	32/15	30	+1	6-10
2003	22	29/14	36	13	21/10	23	-13	4-12
2002	22	28/13	35	17	15/8	25	-10	5-11
2001	14	26/13	27	17	27/7	24	-3	7-9
2000	24	32/20	44	10	17/10	20	-24	3-13
1999	30	31/10	40	17	28/10	27	-13	6-10
1998	20	30/16	36	20	31/19	39	+3	9-7
1997	22	27/20	42	15	16/5	20	-22	4-12
1996	21	29/14	35	11	24/14	25	-10	7-9
1995	24	41/19	43	19	39/23	42	-1	4-12
1994	19	25/10	29	23	28/13	36	+7	8-8
1993	20	23/11	31	9	27/17	26	-5	7-9
1992	24	26/18	42	16	25/12	28	-14	4-12
1991	25	31/14	39	17	37/21	38	-1	4-12
1990	18	25/14	32	16	28/11	27	-5	5-11
1989	30	24/14	44	16	18/11	27	-17	5-11
1988	19	34/16	35	16	27/13	29	-6	7-9
1987	15	23/12	27	14	34/19	33	+6	7-8
1986	19	25/10	29	10	40/12	22	-7	4-11-1
1985	18	36/16	34	13	28/14	27	-7	5-11
1984	16	32/20	36	21	20/12	33	-3	9-7
1983	21	50/27	48	28	32/20	48	Even	8-7-1
1982	6	17/10	16	6	14/9	15	-1	5-4
1981	24	34/21	45	21	33/16	37	-8	7-9
1980	24	24/13	37	20	27/14	34	-3	5-11
1979	24	42/21	45	18	40/19	37	-8	5-11
1978	21	28/14	35	26	33/16	42	+7	6-10
1977	21	30/16	37	19	19/12	31	-6	7-7
1976	13	44/24	37	19	32/20	39	+2	10-4
1975	20	33/19	39	22	26/15	37	-2	11-3
1974	8	27/9	17	16	24/9	25	+8	10-4
1973	15	37/14	29	10	31/17	27	-2	4-9-1
1972	23	43/16	39	11	31/16	27	-12	4-9-1
1971	26	35/20	46	17	28/16	33	-13	4-9-1
1970	19	24/15	34	21	20/14	35	+1	8-5-1
1969	25	24/10	35	15	19/12	27	-8	4-9-1
1968	20	24/11	31	13	19/8	21	-10	9-4-1
1967	35	23/11	46	19	19/13	32	-14	6-7-1
1966	19	26/18	37	21	20/10	31	-6	8-5-1
1965	25	15/7	32	17	29/15	32	Even	5-9
1964	24	29/16	40	25	24/14	39	-1	9-3-2
1963	21	29/18	39	18	32/18	36	-3	9-5
1962	30	37/21	51	16	23/15	31	-20	4-9-1
1961	23	39/18	41	24	36/20	44	+3	7-7
1960	25	43/21	46	21	35/23	44	-2	6-5-1
1959	19	48/36	55	15	25/15	30	-25	2-10
1958	27	37/21	48	15	29/16	31	-17	2-9-1
1957	22	22/15	37	12	27/13	25	-12	3-9
1956	14	29/21	35	33	23/12	45	+10	7-5
1955	25	35/20	45	29	23/18	47	+2	4-7-1
1954	30	32/22	52	24	30/19	43	-9	2-10
1953	27	39/21	48	24	23/12	36	-12	1-10-1
1952	22	33/23	45	25	30/18	43	-2	4-8
1951	24	26/20	44	27	21/16	43	-1	3-9
1950	31	25/14	45	22	37/24	46	+1	5-7
1949	26	20/16	42	33	26/21	54	+12	6-5-1
1948	12	21/16	28	23	30/24	47	+19	11-2
1947	25	32/16	41	27	25/18	45	+4	9-3
1946	20	44/29	49	25	39/20	45	-4	6-5
1945	16	35/13	31	12	26/12	24	-7	1-9
1944	41	30/12	53	16	23/12	28	-25	0-10
1943	39	17/5	44	16	19/12	28	-16	0-10
1942	29	25/11	40	25	19/8	33	-7	3-8
1941	20	19/12	32	16	27/15	31	-1	3-7-1



## ALL-TIME CARDINAL SHUTOUTS

Date	Opponent	Score	Date	Opponent	Score
Dec. 12, 1992	N.Y. Giants	19-0	Nov. 6, 1929	At Providence Steam Roller	16-0
Nov. 15, 1981	Buffalo Bills	24-0	Oct. 20, 1929	At Chicago Bears	0-0
Oct. 31, 1977	N.Y. Giants	28-0	Oct. 7, 1928	Dayton Triangles	7-0
Sept. 19, 1976	Green Bay Packers	29-0	Nov. 24, 1927	At Chicago Bears	3-0
Nov. 1, 1970	Houston Oilers	44-0	Oct. 9, 1927	Dayton Triangles	7-0
Nov. 8, 1970	Boston Patriots	31-0	Nov. 25, 1926	At Chicago Bears	0-0
Nov. 16, 1970	At Dallas Cowboys	38-0	Oct. 3, 1926	Racine Tornadoes	20-0
Oct. 22, 1961	At Washington Redskins	24-0	Sept. 26, 1926	L.A. Buccaneers	15-0
Dec. 17, 1961	Pittsburgh Steelers	20-0	Sept. 19, 1926	Columbus Tigers	14-0
Oct. 18, 1942	At Detroit Lions	7-0	Dec. 10, 1925	Milwaukee Badgers	59-0
Sept. 20, 1942	Green Bay Packers	13-0	Nov. 29, 1925	Rock Island Independents	7-0
Sept. 13, 1942	Cleveland Rams (at Buffalo)	7-0	Nov. 26, 1925	At Chicago Bears	0-0
Nov. 23, 1941	At Cleveland Rams	7-0	Nov. 22, 1925	Dayton Triangles	14-0
Sept. 15, 1940	Detroit Lions (at Buffalo)	0-0	Oct. 25, 1925	Chicago Bears	9-0
Sept. 24, 1939	At Pittsburgh Pirates	10-0	Oct. 14, 1925	Milwaukee Badgers	24-0
Oct. 3, 1937	At Cleveland Rams	6-0	Nov. 16, 1924	Akron Indians	13-0
Dec. 6, 1936	Green Bay Packers	0-0	Nov. 9, 1924	Dayton Triangles	23-0
Nov. 8, 1936	Philadelphia Eagles	13-0	Oct. 12, 1924	Minneapolis Marines	13-0
Nov. 24, 1935	At Boston Redskins	6-0	Oct. 5, 1924	Green Bay Packers	3-0
Oct. 13, 1935	At Green Bay Packers	3-0	Nov. 18, 1923	Duluth Kelleys	10-0
Nov. 29, 1934	Green Bay Packers	6-0	Nov. 11, 1923	Hammond Pros	6-0
Nov. 18, 1934	At Green Bay Packers	9-0	Oct. 21, 1923	Minneapolis Marines	9-0
Nov. 6, 1934	At Brooklyn Dodgers	21-0	Oct. 14, 1923	Akron Indians	19-0
Oct. 7, 1934	At Cincinnati Reds	16-0	Oct. 7, 1923	Rochester Jeffersons	60-0
Sept. 23, 1934	At Cincinnati Reds	9-0	Sept. 30, 1923	Buffalo All-Americans	3-0
Dec. 3, 1933	Boston Redskins	0-0	Dec. 10, 1922	Chicago Bears	9-0
Oct. 8, 1933	At Cincinnati Reds	3-0	Nov. 30, 1922	Chicago Bears	6-0
Oct. 16, 1932	At Boston Braves	9-0	Nov. 12, 1922	Akron Pros	7-0
Oct. 9, 1932	Chicago Bears	0-0	Oct. 22, 1922	Minneapolis Marines	3-0
Nov. 28, 1931	Cleveland Indians	21-0	Oct. 1, 1922	Milwaukee Badgers	3-0
Nov. 2, 1930	Frankford Yellow Jackets	6-0	Dec. 18, 1921	At Chicago Staleys	0-0
Oct. 8, 1930	At Newark Tornadoes	13-0	Nov. 6, 1921	Hammond Pros	7-0
Oct. 5, 1930	At Portsmouth Spartans	0-0	Oct. 2, 1921	Minneapolis Marines	20-0
Dec. 8, 1929	At Orange Tornadoes	26-0	Oct. 31, 1920	Detroit Herald	21-0
Nov. 24, 1929	Dayton Triangles	19-0	Oct. 10, 1920	At Chicago Tigers	0-0
Nov. 10, 1929	Minneapolis Red Jackets	8-0			

## ALL-TIME OPPONENT SHUTOUTS

Date	Opponent	Score	Date	Opponent	Score
Sept. 14, 2003	Seattle Seahawks	0-38	Sept. 30, 1945	At Cleveland Rams	0-21
Dec. 1, 2002	At Kansas City Chiefs	0-49	Sept. 23, 1945	Detroit Lions (at Milwaukee)	0-10
Sept. 15, 1996	At New England Patriots	0-31	Nov. 12, 1944	At Detroit Lions	0-10
Sept. 18, 1994	At Cleveland Browns	0-32	Nov. 5, 1944	Detroit Lions (at Pittsburgh)	0-27
Oct. 27, 1991	Minnesota Vikings	0-28	Oct. 22, 1944	At N.Y. Giants	0-23
Sept. 15, 1991	At Washington Redskins	0-34	Nov. 7, 1943	At Brooklyn Dodgers	0-7
Sept. 9, 1990	At Washington Redskins	0-31	Oct. 17, 1943	Detroit Lions (at Buffalo)	0-7
Dec. 17, 1989	Denver Broncos	0-37	Oct. 10, 1943	Chicago Bears	0-20
Nov. 10, 1985	At Tampa Bay Buccaneers	0-16	Nov. 8, 1942	At Washington Redskins	0-28
Jan. 2, 1983	At Washington Redskins	0-28	Sept. 15, 1940	Detroit Lions (at Buffalo)	0-0
Dec. 20, 1981	At Philadelphia Eagles	0-38	Nov. 5, 1939	At Cleveland Rams	0-14
Oct. 19, 1980	At Washington Redskins	0-23	Oct. 22, 1939	Cleveland Rams	0-24
Sept. 30, 1979	At L.A. Rams	0-21	Nov. 6, 1938	At N.Y. Giants	0-6
Dec. 10, 1978	At N.Y. Giants	0-17	Oct. 26, 1938	Philadelphia Eagles (at Erie)	0-7
Sept. 18, 1977	At Denver Broncos	0-7	Oct. 23, 1938	At Detroit Lions	0-10
Dec. 8, 1974	At New Orleans Saints	0-14	Oct. 2, 1938	At Brooklyn Dodgers	0-13
Oct. 17, 1971	At Washington Redskins	0-20	Dec. 6, 1937	Green Bay Packers	0-0
Nov. 17, 1968	At Baltimore Colts	0-27	Oct. 25, 1936	At Brooklyn Dodgers	0-9
Sept. 23, 1962	At Green Bay Packers	0-17	Oct. 4, 1936	At Green Bay Packers	0-24
Nov. 19, 1961	At Baltimore Colts	0-16	Sept. 28, 1936	At Detroit Lions	0-39
Dec. 1, 1957	At Cleveland Browns	0-31	Dec. 8, 1935	Chicago Bears	0-13
Nov. 20, 1955	Washington Redskins	0-31	Oct. 28, 1934	At Boston Redskins	0-9
Oct. 16, 1955	At N.Y. Giants	0-10	Oct. 21, 1934	At Green Bay Packers	0-15
Nov. 21, 1953	At Philadelphia Eagles	0-38	Oct. 14, 1934	At Chicago Bears	0-20
Nov. 25, 1951	N.Y. Giants	0-10	Sept. 30, 1934	At Detroit Lions	0-6
Nov. 11, 1945	At Pittsburgh Steelers	0-23	Dec. 3, 1933	Boston Redskins	0-0
Oct. 21, 1945	At Detroit Lions	0-26	Nov. 19, 1933	Brooklyn Dodgers	0-3

## CLUB HISTORY

Date	Opponent	Score	Date	Opponent	Score
Oct. 29, 1933	At Brooklyn Dodgers	0-7	Sept. 25, 1927	Chicago Bears	0-9
Oct. 22, 1933	At Boston Redskins	0-10	Nov. 25, 1926	At Chicago Bears	0-0
Nov. 24, 1932	At Chicago Bears	0-34	Nov. 11, 1926	At Chicago Bears	0-10
Nov. 13, 1932	At Brooklyn Dodgers	0-3	Nov. 7, 1926	At N.Y. Giants	0-20
Oct. 9, 1932	Chicago Bears	0-0	Oct. 31, 1926	Green Bay Packers	0-3
Nov. 27, 1930	At Chicago Bears	0-6	Oct. 17, 1926	At Chicago Bears	0-16
Oct. 5, 1930	At Portsmouth Spartans	0-0	Nov. 26, 1935	At Chicago Staleys	0-0
Sept. 21, 1930	At Green Bay Packers	0-14	Nov. 27, 1924	Chicago Bears	0-21
Nov. 17, 1929	Green Bay Packers	0-12	Oct. 19, 1924	At Chicago Bears	0-6
Nov. 2, 1929	At Frankford Yellow Jackets	0-8	Nov. 29, 1923	At Chicago Bears	0-3
Oct. 20, 1929	At Chicago Bears	0-0	Nov. 19, 1922	Canton Bulldogs	0-7
Nov. 29, 1928	At Chicago Bears	0-34	Dec. 18, 1921	At Chicago Staleys	0-0
Nov. 25, 1928	At N.Y. Yankees	0-19	Dec. 4, 1921	Akron Pros	0-7
Nov. 24, 1929	At Frankford Yellow Jackets	0-19	Oct. 9, 1921	Akron Pros	0-23
Oct. 14, 1928	At Green Bay Packers	0-20	Dec. 5, 1920	At Decatur Staleys	0-10
Sept. 23, 1928	Chicago Bears	0-15	Oct. 24, 1920	At Rock Island Independents	0-7
Oct. 16, 1928	At Green Bay Packers	0-13	Oct. 10, 1920	At Chicago Tigers	0-0

## ALL-TIME TWO-POINT CONVERSIONS

### ANNUAL RESULTS

Year	Results	Year	Results	Year	Results
1994	1-3	1999	0-1	2004	1-3
1995	5-6	2000	0-5	2005	3-5
1996	2-2	2001	1-1	2006	0-1
1997	3-3	2002	1-2	2007	0-1
1998	0-0	2003	1-5	Overall	18-38

### SUCCESSFUL CONVERSIONS

Date	Opponent	Play	Outcome, Score
Dec. 4, 2005	At San Francisco	Obafemi Ayanbadejo run	W, 17-10
Nov. 20, 2005	At St. Louis	Anquan Boldin pass from Kurt Warner	W, 38-28
Nov. 13, 2005	At Detroit	Obafemi Ayanbadejo run	L, 21-29
Dec. 12, 2004	San Francisco	Josh McCown run	L (OT), 28-31
Oct. 2, 2003	Baltimore	Jeff Blake run	L, 18-26
Sept. 22, 2002	San Diego	Frank Sanders pass from Jake Plummer	L, 15-23
Dec. 2, 2001	At Oakland	Jake Plummer run	W (OT), 34-31
Dec. 21, 1997	Atlanta	Jake Plummer run	W, 29-26
Sept. 28, 1997	At Tampa Bay	Frank Sanders pass from Kent Graham	L, 18-19
Sept. 7, 1997	Dallas	Rob Moore pass from Kent Graham	W, 25-22
Nov. 3, 1996	At N.Y. Giants	Boomer Esiason run	L, 8-16
Sept. 22, 1996	At New Orleans	Rob Moore pass from Kent Graham	W, 28-14
Dec. 17, 1995	At Philadelphia	Stevie Anderson pass from Dave Krieg	L, 20-21
Dec. 9, 1995	At San Diego	Stevie Anderson pass from Dave Krieg	L, 25-28
Nov. 12, 1995	Minnesota	Rob Moore pass from Dave Krieg	L, 24-30
Oct. 8, 1995	At N.Y. Giants	Frank Sanders pass from Dave Krieg	L, 21-27
Sept. 17, 1995	At Detroit	Frank Sanders pass from Dave Krieg	W, 20-17
Dec. 4, 1994	At Houston	Ronald Moore run	W, 30-12

Note: Two-point conversion rule instituted in NFL in 1994.

## CARDINALS FUTURE SCHEDULES

2009

**Home:** St. Louis, San Francisco, Seattle, Green Bay, Minnesota, Houston, Indianapolis, NFC South\*  
**Away:** St. Louis, San Francisco, Seattle, Chicago, Detroit, Jacksonville, Tennessee, NFC East\*

\* Opponent will be the team from the division that finished the previous season in the same place the Cardinals did in the NFC West.



## DEFENSIVE TOUCHDOWNS

## 1960-2007

Date	Opponent	Play	Outcome, Score
Dec. 30, 2007	St. Louis	Gerald Hayes 30-yard interception return	W, 48-19
Dec. 30, 2007	St. Louis	Antrel Rolle 47-yard interception return	W, 48-19
Dec. 2, 2007	Cleveland	Rod Hood 71-yard interception return	W, 27-21
Nov. 18, 2007	At Cincinnati	Antrel Rolle 54-yard interception return	W, 35-27
Nov. 18, 2007	At Cincinnati	Antrel Rolle 55-yard interception return	W, 35-27
Oct. 7, 2007	At St. Louis	Rod Hood 68-yard interception return	W, 34-31
Dec. 17, 2006	Denver	Antonio Smith 4-yard fumble return	L, 20-37
Nov. 26, 2006	At Minnesota	Adrian Wilson 99-yard fumble return	L, 26-31
Oct. 1, 2006	At Atlanta	Adrian Wilson 99-yard interception return	L, 10-32
Dec. 24, 2005	Philadelphia	Karlos Dansby 11-yard interception return	W, 27-21
Oct. 23, 2005	Tennessee	David Macklin 60-yard interception return	W, 20-10
Sept. 11, 2005	At N.Y. Giants	Karlos Dansby 18-yard interception return	L, 19-42
Nov. 7, 2004	At Miami	Duane Starks 41-yard interception return	W, 24-23
Oct. 3, 2004	New Orleans	Adrian Wilson 35-yard fumble return	W, 34-10
Nov. 23, 2003	St. Louis	Renaldo Hill 70-yard interception return	L, 27-30 (OT)
Nov. 3, 2002	St. Louis	Justin Lucas 35-yard return with lateral from interception	L, 14-27
Sept. 29, 2002	N.Y. Giants	Justin Lucas 38-yard interception return	W, 21-7
Jan. 6, 2002	At Washington	Adrian Wilson 61-yard interception return	L, 17-20
Dec. 30, 2001	At Carolina	Ronald McKinnon 25-yard fumble return	W, 30-7
Dec. 23, 2001	Dallas	Ronald McKinnon 24-yard interception return	W, 17-10
Nov. 18, 2001	Detroit	Fred Wakefield 20-yard interception return	W, 45-38
Oct. 7, 2001	At Philadelphia	Kyle Vanden Bosch 9-yard fumble return	W, 21-20
Nov. 5, 2000	Washington	Aeneas Williams 103-yard fumble return	W, 16-15
Dec. 5, 1999	Philadelphia	Kwamie Lassiter 78-yard interception return	W, 21-17
Nov. 28, 1999	At N.Y. Giants	Eric Swann 42-yard interception return	W, 34-24
Sept. 19, 1999	At Miami	Rob Fredrickson 34-yard interception return	L, 16-19
Dec. 13, 1998	At Philadelphia	Tommy Bennett 70-yard interception return	W, 20-17
Nov. 2, 1997	Philadelphia	Bernard Wilson 66-yard interception return	W, 31-21
Oct. 12, 1997	N.Y. Giants	Aeneas Williams 30-yard interception return	L, 13-27
Sept. 28, 1997	At Tampa Bay	Aeneas Williams 42-yard interception return	L, 18-19
Dec. 22, 1996	At Philadelphia	Aeneas Williams 65-yard interception return	L, 19-29
Dec. 15, 1996	Washington	Jamir Miller 26-yard return with lateral from fumble	W, 27-26
Dec. 25, 1995	Dallas	Aeneas Williams 48-yard interception return	L, 13-37
Dec. 9, 1995	At San Diego	Clyde Simmons 25-yard interception return	L, 25-28
Oct. 29, 1995	Seattle	Lorenzo Lynch 72-yard interception return	W, 20-14
Oct. 29, 1995	Seattle	Keith McCants 5-yard fumble return	W, 20-14
Oct. 15, 1995	Washington	Aeneas Williams 28-yard interception return	W, 24-20
Nov. 27, 1994	Chicago	Keith McCants 46-yard interception return	L, 16-19
Oct. 31, 1993	New Orleans	Aeneas Williams 20-yard fumble return	L, 17-20
Oct. 31, 1993	New Orleans	Aeneas Williams 46-yard interception return	L, 17-20
Sept. 5, 1993	At Philadelphia	Lorenzo Lynch 55-yard fumble return	L, 17-23
Nov. 15, 1992	At Atlanta	Robert Massey 46-yard interception return	L, 17-20
Oct. 4, 1992	Washington	Robert Massey 31-yard interception return	W, 27-24
Oct. 4, 1992	Washington	Robert Massey 41-yard interception return	W, 27-24
Nov. 24, 1991	Philadelphia	Lorenzo Lynch 35-yard interception return	L, 14-34
Sept. 8, 1991	At Philadelphia	Rod Saddler 7-yard fumble return	W, 26-10
Sept. 1, 1991	At L.A. Rams	Eric Hill 85-yard fumble return	W, 24-14
Dec. 9, 1990	At Atlanta	Marcus Turner 47-yard interception return	W, 24-13
Dec. 2, 1990	Indianapolis	Marcus Turner 21-yard return with lateral from interception	W, 20-17
Nov. 12, 1989	Dallas	Tim McDonald 53-yard interception return	W, 24-20
Oct. 29, 1989	At Dallas	Michael Zordich 16-yard interception return	W, 19-10
Dec. 10, 1988	Philadelphia	E.J. Junior 36-yard fumble return	L, 17-23
Oct. 25, 1988	Washington	Cedric Mack 47-yard fumble return	W, 30-21
Oct. 2, 1988	At L.A. Rams	Rod Saddler 16-yard fumble return	W, 41-27
Nov. 8, 1987	Tampa Bay	Niko Noga 23-yard fumble return	W, 31-28
Oct. 11, 1987	New Orleans	Mark Jackson 77-yard fumble return	W, 24-19
Oct. 11, 1987	New Orleans	Leonard Smith 29-yard fumble return	W, 24-19
Oct. 4, 1987	At Washington	Peter Noga 60-yard interception return	L, 21-28
Sept. 8, 1985	At Cleveland	Lionel Washington 48-yard interception return	W, 27-24
Dec. 2, 1984	At New England	Thomas Howard 29-yard fumble return	W, 33-10
Sept. 16, 1984	At Indianapolis	Leonard Smith 25-yard interception return	W, 34-33
Dec. 11, 1983	At L.A. Raiders	Elois Grooms 40-yard fumble return	W, 34-24
Oct. 24, 1983	N.Y. Giants	Benny Perrin 32-yard fumble return	T, 20-20
Oct. 2, 1983	At Kansas City	Lee Nelson 36-yard fumble return	L, 14-38
Nov. 25, 1981	At Baltimore	Dave Ahrens 14-yard interception return	W, 35-24
Sept. 28, 1980	Philadelphia	Eric Allen 70-yard interception return	W, 24-14
Nov. 4, 1979	Minnesota	Roger Wehrli 9-yard interception return	W, 37-7
Oct. 28, 1979	Cleveland	Steve Neils 72-yard fumble return	L, 20-38
Sept. 9, 1979	At N.Y. Giants	Mark Arneson 29-yard fumble return	W, 27-14
Oct. 31, 1977	N.Y. Giants	Mike Sensibaugh 79-yard interception return	W, 28-0

## CLUB HISTORY

Date	Opponent	Play	Outcome, Score
Oct. 9, 1977	Dallas	Charlie Davis 36-yard fumble return	L, 24-30
Oct. 3, 1976	N.Y. Giants	Mike Sensibaugh 35-yard interception return	W, 27-21
Nov. 23, 1975	At N.Y. Jets	Norm Thompson 61-yard interception return	W, 37-6
Oct. 27, 1974	Washington	Roger Wehrli 53-yard interception return	W, 23-20
Sept. 29, 1974	Cleveland	Norm Thompson 56-yard interception return	W, 29-7
Sept. 22, 1974	At Washington	Ron Yankowski 71-yard fumble return	W, 17-10
Dec. 10, 1973	L.A. Rams	Norm Thompson 58-yard fumble return	W, 24-14
Nov. 28, 1971	At N.Y. Giants	Larry Stallings 26-yard interception return	W, 24-7
Dec. 20, 1970	At Washington	Chuck Latourette 32-yard fumble return	L, 27-28
Nov. 1, 1970	Houston	Don Parish 41-yard interception return	W, 44-0
Sept. 27, 1970	Washington	Miller Farr 19-yard interception return	W, 27-17
Dec. 21, 1969	At Green Bay	Larry Wilson 88-yard fumble return	L, 28-45
Oct. 19, 1969	Minnesota	Bob Rowe 18-yard interception return	L, 10-27
Sept. 28, 1969	Chicago	Larry Stallings 62-yard fumble return	W, 20-17
Sept. 22, 1968	At San Francisco	Don Brumm 17-yard fumble return	L, 17-35
Oct. 22, 1967	Philadelphia	Pat Fischer 69-yard interception return	W, 48-14
Oct. 31, 1966	Chicago	Larry Wilson 29-yard interception return	W, 24-17
Oct. 2, 1966	At Philadelphia	Jerry Stovall 18-yard interception return	W, 41-10
Oct. 2, 1966	At Philadelphia	Larry Wilson 91-yard interception return	W, 41-10
Dec. 18, 1965	Cleveland	Larry Wilson 95-yard interception return	L, 24-27
Nov. 28, 1965	Philadelphia	Larry Stallings 17-yard fumble return	L, 24-28
Sept. 26, 1965	At Cleveland	Don Brumm 10-yard fumble return	W, 49-13
Dec. 13, 1964	Philadelphia	Jerry Stovall 31-yard interception return	W, 36-24
Nov. 29, 1964	At Pittsburgh	Pat Fischer 49-yard fumble return	W, 21-20
Nov. 22, 1964	At Philadelphia	Larry Wilson 42-yard interception return	W, 38-13
Nov. 8, 1964	Pittsburgh	Dale Meinert 18-yard interception return	W, 34-30
Oct. 18, 1964	Washington	Pat Fischer 39-yard interception return	W, 38-24
Oct. 4, 1964	At Washington	Pat Fischer 33-yard interception return	W, 23-17
Dec. 8, 1963	Philadelphia	Larry Wilson 42-yard fumble return	W, 32-14
Oct. 6, 1963	At Minnesota	John Symank 31-yard interception return	W, 56-14
Sept. 14, 1963	At Dallas	Jimmy Hill 58-yard interception return	W, 34-7
Oct. 28, 1962	At Dallas	Larry Wilson 57-yard interception return	W, 28-24
Dec. 17, 1962	Pittsburgh	Billy Stacy 25-yard fumble return after lateral from Joe Robb	W, 20-0
Nov. 26, 1961	At Pittsburgh	Jerry Norton 47-yard interception return	L, 27-30
Nov. 26, 1961	At Pittsburgh	Jerry Norton 37-yard interception return	L, 27-30
Nov. 5, 1961	At Dallas	Billy Stacy 31-yard interception return	W, 31-17
Nov. 5, 1961	At Dallas	Billy Stacy 34-yard interception return	W, 31-17
Oct. 22, 1961	At Washington	Jimmy Hill 35-yard interception return	W, 24-0
Sept. 17, 1961	At N.Y. Giants	William West fumble recovery in end zone	W, 21-10
Oct. 30, 1960	At N.Y. Giants	Billy Stacy 33-yard fumble return	W, 20-13

## SPECIAL TEAMS TOUCHDOWNS

### 1960-2007

Date	Opponent	Play	Outcome, Score
Sept. 30, 2007	Pittsburgh	Steve Breaston 73-yard punt return	W, 21-14
Nov. 26, 2006	At Minnesota	J.J. Arrington 99-yard kickoff return	L, 26-31
Sept. 28, 2003	At St. Louis	Josh Scobey 100-yard kickoff return	L, 13-37
Sept. 15, 2002	At Seattle	MarTay Jenkins 95-yard kickoff return	W, 24-13
Nov. 12, 2000	At Minnesota	MarTay Jenkins 98-yard kickoff return	L, 14-31
Sept. 14, 1997	At Washington	Tommy Bennett blocked punt recovery in end zone	L, 13-19
Nov. 19, 1995	At Carolina	Aeneas Williams 72-yard return of blocked field goal	L, 7-27
Sept. 12, 1993	At Washington	Johnny Bailey 58-yard punt return	W, 17-10
Dec. 13, 1987	N.Y. Giants	Vai Sihakema 76-yard punt return	W, 27-24
Dec. 21, 1986	Tampa Bay	Vai Sihakema 71-yard punt return	W, 21-17
Dec. 21, 1986	Tampa Bay	Vai Sihakema 60-yard punt return	W, 21-17
Sept. 20, 1981	Washington	Stump Mitchell 50-yard punt return	L, 10-30
Dec. 7, 1980	Detroit	Roy Green 57-yard punt return	W, 24-23
Oct. 21, 1979	At Dallas	Roy Green 106-yard kickoff return	L, 13-22
Nov. 19, 1978	At Washington	Willard Harrell 70-yard punt return	W, 27-17
Oct. 13, 1975	At Washington	Terry Metcalf 93-yard kickoff return	L, 17-27
Nov. 2, 1975	New England	Terry Metcalf 69-yard punt return	W, 24-17
Dec. 21, 1975	At Detroit	Dwayne Crump 64-yard return of blocked field goal	W, 24-13
Sept. 29, 1974	Cleveland	Terry Metcalf 94-yard kickoff return	W, 29-7
Sept. 23, 1973	Washington	Don Shy 97-yard kickoff return	W, 34-27
Oct. 1, 1972	Pittsburgh	Norm Thompson 8-yard return of blocked punt	L, 19-25
Nov. 21, 1971	Philadelphia	George Hoey 103-yard kickoff return	L, 20-37
Nov. 16, 1970	At Dallas	Johnny Roland 74-yard punt return	W, 38-0
Dec. 21, 1969	At Green Bay	John Gilliam 100-yard kickoff return	L, 28-45
Sept. 29, 1968	At New Orleans	Chuck Latourette 86-yard punt return	W, 21-20
Sept. 25, 1966	At Cleveland	Roy Shivers 94-yard kickoff return	W, 34-28
Oct. 2, 1966	At Philadelphia	Johnny Roland 86-yard punt return	W, 41-10
Sept. 27, 1964	At San Francisco	Jim Burson 68-yard punt return	W, 23-13
Oct. 15, 1961	Philadelphia	Bobby Joe Conrad 73-yard punt return	L, 7-20



# CARDINALS QUARTERBACKS

## STARTING QUARTERBACK WON-LOSS (1960-2007)

Player	Record	Player	Record	Player	Record	Player	Record
Pete Beathard.....	2-3	Sammy Garza.....	0-1	Gary Keithley.....	1-1	Terry Nofsinger.....	1-4
Steve Beuerlein.....	9-12	Stan Gelbaugh.....	0-3	Shaun King.....	0-2	Steve Pisarkiewicz.....	2-2
Jeff Blake.....	3-10	Kent Graham.....	5-10	Dave Kreig.....	4-12	Jake Plummer.....	30-52
Dave Brown.....	3-4	Ralph Guglielmi.....	3-2	Charley Johnson.....	36-28-5	John Roach.....	4-5-1
Stoney Case.....	0-1	Shawn Halloran.....	1-1	Matt Leinart.....	7-9	Timm Rosenbach.....	5-15
Chris Chandler.....	5-12	Jim Hart.....	87-87-5	Neil Lomax.....	47-53-2	Jay Schroeder.....	5-3
Gary Cuzzo.....	1-5	King Hill.....	0-1	Mike Loyd.....	0-1	Cliff Stoudt.....	0-4
Boomer Esiason.....	3-5	Gary Hogeboom.....	5-8	Josh McCown.....	10-12	Tom Tupa.....	4-9
Sam Etcheverry.....	5-8	Buddy Humphrey.....	0-3	Jim McMahon.....	0-1	Tim Van Galder.....	1-3-1
		George Izo.....	1-0	John Navarre.....	0-1	Kurt Warner.....	8-18

## STARTING QUARTERBACKS (1960-2007)

Year	Quarterbacks	Year	Quarterbacks
2007	Kurt Warner (5-6), Matt Leinart (3-2)	1983	Neil Lomax (7-6-1), Jim Hart (1-1)
2006	Matt Leinart (4-7), Kurt Warner (1-4)	1982	Neil Lomax (5-4)
2005	Kurt Warner (2-8), Josh McCown (3-3)	1981	Jim Hart (3-6), Neil Lomax (4-3)
2004	Josh McCown (6-7), Shaun King (0-2), John Navarre (0-1)	1980	Jim Hart (5-10), Mike Loyd (0-1)
2003	Jeff Blake (3-10), Josh McCown (1-2)	1979	Jim Hart (3-10), Steve Pisarkiewicz (2-1)
2002	Jake Plummer (5-11)	1978	Jim Hart (6-9), Steve Pisarkiewicz (0-1)
2001	Jake Plummer (7-9)	1977	Jim Hart (7-7)
2000	Jake Plummer (3-11), Dave Brown (0-2)	1976	Jim Hart (10-4)
1999	Jake Plummer (3-8), Dave Brown (3-2)	1975	Jim Hart (11-3)
1998	Jake Plummer (9-7)	1974	Jim Hart (10-4)
1997	Kent Graham (1-5), Stoney Case (0-1), Jake Plummer (3-6)	1973	Jim Hart (3-8-1), Gary Keithley (1-1)
1996	Boomer Esiason (3-5), Kent Graham (4-4)	1972	Tim Van Galder (1-3-1), Gary Cuzzo (1-5), Jim Hart (2-1)
1995	Dave Krieg (4-12)	1971	Jim Hart (2-6-1), Pete Beathard (2-3)
1994	Steve Beuerlein (3-4), Jim McMahon (0-1), Jay Schroeder (5-3)	1970	Jim Hart (8-5-1)
1993	Steve Beuerlein (6-8), Chris Chandler (1-1)	1969	Charley Johnson (2-6-1), Jim Hart (2-3)
1992	Timm Rosenbach (0-3), Chris Chandler (4-9)	1968	Jim Hart (8-3-1), Charley Johnson (1-1)
1991	Tom Tupa (4-7), Stan Gelbaugh (0-3), Chris Chandler (0-2)	1967	Jim Hart (6-7-1)
1990	Timm Rosenbach (5-11)	1966	Charley Johnson (7-1-1), Terry Nofsinger (1-4)
1989	Gary Hogeboom (5-8), Tom Tupa (0-2), Timm Rosenbach (0-1)	1965	Charley Johnson (5-6), Buddy Humphre (0-3)
1988	Neil Lomax (7-7), Cliff Stoudt (0-2)	1964	Charley Johnson (9-3-2)
1987	Neil Lomax (6-6), Shawn Halloran (1-1), Sammy Garza (0-1)	1963	Charley Johnson (9-5)
1986	Neil Lomax (4-9-1), Cliff Stoudt (0-2)	1962	Sam Etcheverry (1-3), Charley Johnson (3-6-1)
1985	Neil Lomax (5-11)	1961	Sam Etcheverry (4-5), Ralph Guglielmi (3-2)
1984	Neil Lomax (9-7)	1960	King Hill (1-0), John Roach (4-5-1), George Izo (1-0)

## QUARTERBACKS ON ROSTER (1988-2007)

Year	Starter (Games)	Non-Starter (Games)
2007	Kurt Warner (11), Matt Leinart (5), Tim Rattay (4), Tim Hasselbeck (1)	Tim Rattay (4), Tim Hasselbeck
2006	Matt Leinart (11), Kurt Warner (5)	John Navarre (1), Shane Boyd
2005	Kurt Warner (10), Josh McCown (6)	John Navarre (1), Rohan Davey
2004	Josh McCown (13), Shaun King (2), John Navarre (1)	*Chris Lewis
2003	Jeff Blake (13), Josh McCown (3)	Preston Parsons
2002	Jake Plummer (16)	Josh McCown (2), Preston Parsons
2001	Jake Plummer (16)	Dave Brown, Chris Greisen
2000	Jake Plummer (14), Dave Brown (2)	Chris Greisen (2), *Sean Keenan
1999	Jake Plummer (11), Dave Brown (5)	Sherdrick Bonner, Chris Greisen (2)
1998	Jake Plummer (16)	Dave Brown (1), Stoney Case, *Cory Sauter
1997	Kent Graham (6), Stoney Case (1), Jake Plummer (9)	None
1996	Boomer Esiason (8), Kent Graham (6)	Stoney Case, Chad May, *Mark Butterfield
1995	Dave Krieg (16)	Mike Buck (4), Stoney Case (2)
1994	Steve Beuerlein (7), Jim McMahon (1), Jay Schroeder (8)	Chris Swartz
1993	Steve Beuerlein (14), Chris Chandler (2)	Will Furrer, Tony Sacca
1992	Timm Rosenbach (3), Chris Chandler (13)	Tony Sacca (2), Erik Wilhelm
1991	Tom Tupa (11), Stan Gelbaugh (3), Chris Chandler (2)	Craig Kupp (1)
1990	Timm Rosenbach (16)	*Craig Kupp, Tom Tupa
1989	Gary Hogeboom (13), Tom Tupa (2), Timm Rosenbach (1)	#Neil Lomax
1988	Neil Lomax (13), Cliff Stoudt (3)	Tom Tupa (2)

\*Practice squad only

#Injured Reserve

## PRIME TIME GAMES

### MONDAY NIGHT FOOTBALL

Date	Site/Opponent	Result	Att.
Sept. 10, 2007	at San Francisco	L, 20-17	68,111
Oct. 16, 2006	Chicago	L, 24-23	63,977
Sept. 27, 1999	San Francisco	L, 24-10	70,993
Dec. 25, 1995	Dallas	L, 37-13	72,394
Sept. 12, 1988	Dallas	L, 17-14	67,139
Sept. 29, 1986	Dallas	L, 31-7	49,077
Nov. 4, 1985	Dallas	W, 21-10	49,337
Oct. 7, 1985	at Washington	L, 27-10	53,134
Oct. 24, 1983	New York Giants	T, 20-20	45,530
Nov. 14, 1977	at Dallas	W, 24-17	63,038
Oct. 31, 1977	New York Giants	W, 28-0	50,323
Oct. 25, 1976	at Washington	L, 20-10	48,325
Oct. 13, 1975	at Washington	L, 27-17	54,693
Nov. 11, 1974	Minnesota	L, 28-24	50,183
Nov. 27, 1972	at Miami	L, 31-10	80,010
Nov. 15, 1971	at San Diego	L, 20-17	46,486
Sept. 27, 1971	New York Jets	W, 17-10	50,358
Nov. 16, 1970	at Dallas	W, 38-0	69,232

Overall: 5-12-1 (Home: 3-6-1; Away: 2-6)

### SUNDAY-THURSDAY NIGHT FOOTBALL

Date	Site/Opponent	Result	Att.
**Oct. 2, 2005	San Francisco	W, 31-14	+103,467
Dec. 15, 2002	at St. Louis	L, 30-28	65,939
Sept. 23, 2001	Denver	L, 38-17	47,239
Nov. 26, 2000	New York Giants	L, 31-7	38,909
Sept. 10, 2000	Dallas	W, 32-31	58,303
Dec. 19, 1999	Buffalo	L, 31-21	59,509
Oct. 17, 1999	Washington	L, 24-10	51,789
Sept. 20, 1998	Philadelphia	W, 17-3	36,717
Sept. 7, 1997	Dallas	W, 25-22 (OT)	70,060
Sept. 8, 1996	Miami	L, 38-10	55,444
*Nov. 30, 1995	New York Giants	L, 10-6	44,246
Sept. 10, 1995	Philadelphia	L, 31-19	45,004
Oct. 30, 1994	Pittsburgh	W, 20-17 (OT)	65,690
Sept. 11, 1994	New York Giants	L, 20-17	60,066
Sept. 19, 1993	Dallas	L, 17-10	73,025
Sept. 13, 1992	Philadelphia	L, 31-14	42,533
Sept. 22, 1991	Dallas	L, 17-9	68,814
Sept. 30, 1990	Washington	L, 38-10	49,303

Overall: 5-13 (Home: 5-12; Away: 0-1)

\* denotes Thursday night game, all others are Sunday night games

\*\* denotes Mexico City + denotes NFL attendance record



The Cardinals and 49ers made history by playing the NFL's first regular-season game outside the United States. The two teams played at Estadio Azteca in Mexico City in front of 103,467 fans in 2005.



## THANKSGIVING GAMES

Date	Site/Opponent	Result	Att.
Nov. 30, 1922	Chicago Bears	W, 6-0	14,000
Nov. 29, 1923	at Chicago Bears	L, 3-0	13,500
Nov. 27, 1924	Chicago Bears	L, 21-0	13,000
Nov. 26, 1925	at Chicago Bears	T, 0-0	39,000
Nov. 25, 1926	at Chicago Bears	T, 0-0	8,000
Nov. 24, 1927	at Chicago Bears	W, 3-0	6,000
Nov. 29, 1928	at Chicago Bears	L, 34-0	10,000
Nov. 28, 1929	at Chicago Bears	W, 40-6	7,000
Nov. 27, 1930	at Chicago Bears	L, 6-0	8,175
Nov. 26, 1931	at Chicago Bears	L, 18-7	14,000
Nov. 24, 1932	at Chicago Bears	L, 34-0	6,800
Nov. 30, 1933	Chicago Bears	L, 22-6	8,000
Nov. 29, 1934	Green Bay Packers	W, 6-0	3,500
Nov. 28, 1935	Green Bay Packers	W, 9-7	7,500
Nov. 25, 1948	at Detroit Lions	W, 28-14	22,957
Nov. 23, 1950	Pittsburgh Steelers	L, 28-17	11,622
Nov. 23, 1967	at Dallas Cowboys	L, 46-21	68,787
Nov. 27, 1975	Buffalo Bills	L, 32-14	41,899
Nov. 25, 1976	at Dallas Cowboys	L, 19-14	62,498
Nov. 24, 1977	Miami Dolphins	L, 55-14	50,269
Nov. 24, 1983	at Dallas Cowboys	L, 35-17	60,764
Nov. 28, 1985	at Dallas Cowboys	L, 35-17	54,125
Overall: 6-14-2			

## HOTTEST/COLDEST (1960-2007)

### HOTTEST GAMES

Kickoff Temperature	Opponent, Site	Date	Result
104°	Atlanta, Sun Devil Stadium	Sept. 30, 2002	L, 14-34
103°	Denver, Sun Devil Stadium	Sept. 23, 2002	L, 17-38
102°	Green Bay, Sun Devil Stadium	Sept. 21, 2003	W, 20-13
101°	Dallas, Sun Devil Stadium	Sept. 9, 1997	W, 25-22
101°	Miami, Sun Devil Stadium	Sept. 8, 1996	L, 10-38
100°	San Diego, Sun Devil Stadium	Sept. 22, 2002	L, 15-23
100°	Dallas, Sun Devil Stadium	Sept. 10, 2000	W, 32-31
100°	Philadelphia, Sun Devil Stadium	Sept. 13, 1992	L, 14-31
99°	Philadelphia, Sun Devil Stadium	Sept. 10, 1995	L, 19-31
99°	Dallas, Texas Stadium	Sept. 20, 1992	L, 20-31
98°	Seattle, Sun Devil Stadium	Sept. 14, 2003	L, 0-38
98°	Philadelphia, Sun Devil Stadium	Sept. 20, 1998	W, 17-3
98°	N.Y. Giants, Sun Devil Stadium	Sept. 11, 1994	L, 17-20
98°	Dallas, Sun Devil Stadium	Sept. 12, 1988	L, 14-17
98°	Dallas, Texas Stadium	Sept. 13, 1981	L, 30-17

### COLDEST GAMES

Kickoff Temperature	Opponent, Site	Date	Result
10°	Philadelphia, Busch Stadium	Dec. 18, 1983	W, 31-7
14°	Washington, Busch Stadium	Dec. 10, 1977	L, 26-20
15°	Philadelphia, Veterans Stadium	Dec. 24, 1989	L, 14-31
15°	L.A. Rams, Busch Stadium	Dec. 10, 1972	W, 24-14
16°	Dallas, Busch Stadium	Dec. 15, 1963	L, 28-24
17°	Cleveland, Busch Stadium	Dec. 14, 1968	W, 27-16
*20°	At Green Bay, Lambeau Field	Jan. 8, 1983	L, 41-16
20°	At Chicago, Soldier Field	Dec. 16, 1979	L, 42-6
21°	Washington, Busch Stadium	Dec. 21, 1980	L, 31-7
22°	Washington, Busch Stadium	Dec. 12, 1982	L, 12-7
22°	Dallas, Busch Stadium	Dec. 16, 1973	L, 30-3
24°	Washington, Busch Stadium	Dec. 21, 1985	L, 27-16

\*Postseason

## HEAD COACHES

Years	Coach	Record	Years	Coach	Record
1920	Marshall Smith	3-2-1	1952	Joe Kuharich	4-8-0
1921-22	John "Paddy" Driscoll	11-6-2	1953-54	Joe Stydahar	3-20-1
1923-24	Arnie Horween	13-8-1	1955-57	Ray Richards	14-21-1
1925-26	Norm Barry	16-8-2	1958-61	Frank "Pop" Ivy	17-31-2
1927	Fred Gillies	3-7-1	1962-65	Wally Lemm	27-26-3
1928	Guy Chamberlin	1-5-0	1966-70	Charley Winner	35-30-5
1929-30	Ernie Nevers	11-12-3	1971-72	Bob Holloway	8-18-2
1931	LeRoy Andrews*	0-2-0	1973-77	Don Coryell	42-29-1
1931	Ernie Nevers	5-2-0	1978-79	Bud Wilkinson***	9-20-0
1932	Jack Chevigny	2-6-2	1979	Larry Wilson	2-1-0
1933-34	Paul Schissler	6-15-1	1980-85	Jim Hanifan	39-49-1
1935-38	Milan Creighton	16-26-4	1986-89	Gene Stallings****	23-34-1
1939	Ernie Nevers	1-10-0	1989	Hank Kuhlmann	0-5
1940-42	Jimmy Conzelman	8-22-3	1990-93	Joe Bugel	20-44
1943-45	Phil Handler**	1-29-0	1994-95	Buddy Ryan	12-20
1946-48	Jimmy Conzelman	27-10-0	1996-2000	Vince Tobin+	29-44-0
1949	Phil Handler	6-5-1	2000-03	Dave McGinnis++	17-40
	Buddy Parker***		2004-06	Dennis Green	16-32
1950-51	Earl "Curly" Lambeau	8-16-0	2007-	Ken Whisenhunt	8-8



In his first season as head coach, Ken Whisenhunt led the Cardinals to an 8-8 record, the team's best mark since 1998.

\* Resigned after two games in 1931  
 \*\* Co-coach with Walt Kiesling of 1944 Card-Pitt. team  
 \*\*\* Co-head coaches  
 \*\*\*\* Released after 13 games in 1979  
 \*\*\*\*\* Released after 11 games in 1989  
 + Released after seven games in 2000.  
 ++ Interim head coach for eight games in 2000;  
 named permanent head coach prior to season finale.

## ASSISTANT COACHES (1936-2008)

<b>A</b>	Aiken Ron	Defensive Line	2007-
	Atkins, Bill	Defensive Secondary	1980-81
	Atkins, Dave	Offensive Coordinator	1994-95
	Austin, Bill	Offensive Line/Running Game	1972
	Austin, Teryl	Defensive Backs	2007-
<b>B</b>	Banker, Chuck	Offensive Backfield	1985
		Special Teams/Defensive Assistant	1983-84
		Special Teams	1980-82
	Bennett, Leeman	Offensive Backs	1970-71
	Bettis, Tom	Defensive Coordinator	1978-84
	Blue, Ken	Linebackers	1970
	Braden, Marv	Special Teams	1986-89
	Bresnahan, Tom	Offensive Line	1986-88
	Brooks, Sam	Special Assignments	1977
	Brooks, Larry	Defensive Line	2006
	Brown, Don	Flexibility and Strength	1979-84
	Bush, Frank	Asst. Head Coach/Linebackers	2004-06
<b>C</b>	Capretta, Ryan	Asst. Strength and Conditioning	2003-2005
	Carpenter, Lew	Offensive Coordinator/Receivers	1971-72
	Carthon, Maurice	Running Backs	2007-
	Caruthers, LeBaron	Strength and Conditioning	1986-89
	Cavanaugh, Matt	Quarterbacks	1995
	Champion, Jim	Defensive Line	1966, 1974-75
	Chryst, Geep	Quarterbacks	1998, 2001-03
		Tight Ends/Quality Control	1996-97
	Clark, Sam	Intern	1991-92
	Cochran, Red	Offensive Backs	1968-69
	Cottrell, Ted	Linebackers	1994
		Defensive Line	1990-93
	Courtright, Rick	Defensive Quality Control/Asst. Secondary	2004-
	Curzi, Jim	Strength	1976
<b>D</b>	Daddio, Bill	Assistant Coach	1952
	Davis, Bill	Linebackers	2007-
	Devlin, Mike	Asst. Off. Line/Off. Quality Control	2000-03
	Dewell, Billy	Ends	1950
	Douglas, Otis	Line	1955
	Dowhower, Rod	Offensive Coordinator	1983-84
		Quarterbacks and Receivers	1973
	Drulls, Chuck	Defensive Coordinator/Linebackers	1972
		Defensive Backs	1971
		Defensive Coach	1962-70
		Assistant Coach	1958-61
		Defensive Line	1956-57
<b>E</b>	Elliott, Pete	Offensive Backfield	1978
	Evans, Dick	Assistant Coach	1952
	Everest, Al	Special Teams	1996-99
<b>F</b>	Fassel, Jim	Offensive Coordinator	1996
	Feldman, Rudy	Linebackers	1982-85
	Feldman, Rudy	Defensive Line	1978-81
	FitzGerald, Jeff	Linebackers	2001-03
		Quality Control	2000
	Ford, Robert	Wide Receivers	2004
	Forzano, Rick	Offensive Backs/Game Scouting	1966-67
<b>G</b>	Galbraith, Marty	Tight Ends	2003
	Gallagher, Dick	Ends	1953
	Garrett, John	Quarterbacks	1999-2000
	Gibbs, Joe	Offensive Backs	1973-77
	Gilmer, Harry	Quarterbacks	1967-69, 81-82
		Quarterbacks and Receivers	1975-80
	Glick, Fred	Defensive Secondary	1978-79
	Godette, Cary	Defensive Line Assistant	2003
	Goldberg, Marshall	Assistant Coach/Chief Scout	1949
	Greene, Joe	Defensive Line	1996-2003
	Grimm, Russ	Asst. Head Coach/Offensive Line	2007-
<b>H</b>	Haley, Todd	Offensive Coordinator	2007-
	Hall, Sid	Linebackers	1974-75
		Defensive Line	1973
	Hammond, Bobby	Running Backs	1990-91
	Handler, Phil	Line	1946-48, 50-51
		Assistant Coach	1936-42
	Hanifan, Jim	Offensive Line	1973-78
	Hargrave, Carl	Offensive Consultant	2004
		Tight Ends	2005-06
	Henke, Ed	Player Coach (Defensive Line)	1963
	Hoener, Pete	Offensive Line	2003
		Tight Ends	2001-02
		Tight Ends	1985-86

(Assistant Coaches continued on page 406)



(Assistant Coaches continued from page 405)

<b>I</b>	Isbell, Cecil.....	Backfield.....	1950-51
<b>J</b>	Jackson, Bobby.....	Running Backs.....	1992-93
	Jamieson, Dick.....	Offensive Coordinator.....	1985, 1997
		Offensive Backfield.....	1980-84
	Johnson, Jim.....	Defensive Backs.....	1990-93
		Defensive Line.....	1986-89
	Jones, Ronnie.....	Defensive Coordinator.....	1994-95
	Jorge, Ernie.....	Line.....	1953-54
<b>K</b>	Keane, Tom.....	Assistant Coach.....	1957
	Kellison, John.....	Assistant Coach/Talent Scout.....	1955-56
	Khayat, Bill.....	Offensive Quality Control.....	2004-06
	Kitchens, Freddie.....	Tight Ends.....	2007-
	Kruczek, Mike.....	Quarterbacks.....	2004-06
	Kuhlmann, Hank.....	Special Teams.....	2000-03
		Tight Ends.....	1998-99
		Running Backs.....	1986-89
	Kwan, Stan.....	Sp. Teams Asst./Def. Quality Control.....	2001-03
<b>L</b>	Lanham, Paul.....	Special Teams.....	1972
	Lawrence, Daryl.....	Asst. Strength and Conditioning.....	2004-06
	Lawrence, Don.....	Tight Ends.....	2000
	Leach, Bob.....	Defensive Line.....	1971-72
	Lemm, Wally.....	Assistant Coach.....	1956, 1959
	Lindsay, Everett.....	Offensive Line.....	2004-05
	Loney, Steve.....	Offensive Assistant/Offensive Line.....	1993, 2006
	Loft, John.....	Strength & Conditioning.....	2007-
	Lovatt, Tom.....	Offensive Line.....	1980-84, 1990-91
<b>M</b>	Marmie, Larry.....	Defensive Coordinator.....	2001-03
		Defensive Backs.....	1996-2000
	Martinez, George.....	Running Backs.....	1995
		Quality Control.....	1994
	Matsko, John.....	Offensive Line.....	1992-93
	Mauck, Carl.....	Offensive Line.....	1996-97
	McDaniel, LeCharls.....	Wide Receivers.....	1993
	McGinnis, Dave.....	Defensive Coordinator.....	1996-2000
	McLaughlin, Leon.....	Special Assistant/Quality Control.....	1986-89
		Special Assistant to the Head Coach.....	1980-85
		Special Assistant.....	1979
	McMillan, Ernie.....	Offensive Line.....	1985
	Miller, Mike.....	Wide Receivers.....	2007-
	Miller, Red.....	Offensive Line.....	1966-70
	Milus, Ron.....	Defensive Backs.....	2003
	Murphy, Mike.....	Inside Linebackers/Quality Control.....	1991-93
		Defensive Assistant/Quality Control.....	1990
	Moore, Mal.....	Wide Receivers.....	1986-89
	Morris, Guy.....	Offensive Line Assistant.....	1994
	Muha, Joe.....	Backfield.....	1954
<b>N</b>	Neal, Dan.....	Offensive Line.....	1994-95
	Nixon, Mike.....	Assistant Coach.....	1952
	Nowaskey, Bob.....	Ends.....	1954-57, 1956
<b>O</b>	O'Dea, Kevin.....	Special Teams.....	2004-05
	Olson, Rich.....	Offensive Coordinator.....	2001-02
<b>P</b>	Parker, Buddy.....	Special Assistant.....	1978
		Assistant Coach.....	1943, 1945-48
	Pascalle, Joe.....	Linebackers.....	1966-89
		Outside Linebackers.....	1991-93
		Defensive Coordinator.....	1990
	Pendergast, Clancy.....	Defensive Coordinator.....	2004-
	Peters, Floyd.....	Assistant Head Coach/Defense.....	1982-85
	Pires, Glenn.....	Linebackers.....	1996-2000
	Plasman, Dick.....	Assistant Coach.....	1947-49
	Plumb, Ted.....	Receivers/Tight Ends.....	1994-95
		Tight Ends.....	1993
		Wide Receivers.....	1990-92
	Pollard, Deek.....	Defensive Line.....	2004-05
	Polstoot, Fran.....	Wide Receivers.....	1962-67
	Prochaska, Ray.....	Offensive Line.....	1962-65
		Assistant Coach.....	1958-61
	Putnam, Duane.....	Offensive Line.....	1979-80

<b>R</b>	Raich, Matt.....	Defensive Assistant.....	2007-
	Ramsey, Buster.....	Player Coach (Defense).....	1951
	Ramsey, Kevin.....	Defensive Backs.....	2001-02
	Rapp, Vic.....	Wide Receivers.....	1996-2000
	Renfro, Mel.....	Defensive Backs.....	1986-87
	Rhome, Jerry.....	Offensive Coordinator.....	1990-93
	Richards, Ray.....	Assistant Coach.....	1954
	Roberts, Al.....	Special Teams.....	1994-95
	Rodriguez, Pete.....	Special Teams.....	1990-93
	Rogucki, Bob.....	Strength and Conditioning.....	1990-2003
	Roland, Johnny.....	Running Backs.....	1997-2003
	Rowen, Keith.....	Offensive Coordinator.....	2005-06
	Rutledge, Jeff.....	Quarterbacks.....	2007-
	Ryan, Rex.....	Linebackers.....	1995
		Defensive Line.....	1994
	Ryan, Rob.....	Defensive Backs.....	1994-95
<b>S</b>	Schlinkman, Walt.....	Defensive Backs.....	1964
		Assistant Coach.....	1959
	Sevier, Wayne.....	Special Assignments.....	1974-75
	Shipp, Ken.....	Receivers/Game Scouting.....	1968-70
	Shofner, Jim.....	Offensive Coordinator.....	1986-89
	Shroyer, Don.....	Linebackers.....	1966-69
		Defensive Backs.....	1963
		Offensive Backs.....	1962
	Shurmur, Fritz.....	Defensive Coordinator.....	1991-93
	Simpson, Jackie.....	Defensive Backs.....	1973
	Skipper, Jim.....	Running Backs.....	1996
	Smith, Jerry.....	Special Teams.....	1985
	Solan, Mike.....	Offensive Line.....	1989
	Solomon, Richard.....	Defensive Backs.....	2004-06
	Spencer, Joe.....	Offensive Line.....	1971
	Spencer, Kevin.....	Special Teams.....	2007-
	Stahley, Skip.....	Backfield.....	1963
	Stanley, Jim.....	Defensive Line.....	1995
	Stuber, Abe.....	Assistant/Talent Scout.....	1965-67
		Assistant Coach.....	1958
	Sullivan, Jerry.....	Offensive Coordinator.....	2003
		Wide Receivers.....	2001-02
	Sweeney, Jim.....	Offensive Backfield.....	1979
<b>T</b>	Thurman, Dennis.....	Defensive Backs.....	1988-89
	Thompson, Jerry.....	Special Teams.....	1978-79
	Thompson, Tommy.....	Backfield.....	1955
	Thomas, Emmitt.....	Receivers.....	1981-85
	Thornton, Bill.....	Running Backs.....	1972
	Tolbert, Tyke.....	Wide Receivers.....	2003
	Trestman, Marc.....	Offensive Coordinator.....	1996-2000
	Trippi, Charley.....	Offensive Backs.....	1963-65
		Assistant Coach.....	1956-57
<b>V</b>	Van Zandt, Lance.....	Defensive Backfield.....	1985
	Versaci, Tony.....	Special Teams/Special Assignments.....	1971
	Voris, Dick.....	Defensive Coordinator/Linebackers.....	1971
		Defensive Line.....	1968-70
<b>W</b>	Walsh, Charles.....	Assistant Coach.....	1940-41
	Ward, Dedic.....	Offensive Quality Control.....	2007-
	Warhop, George.....	Offensive Line.....	1998-02
	Weber, Chuck.....	Defensive Backs.....	1976-77
	Wetzel, Steve.....	Strength and Conditioning.....	2004-06
	Wilsley, Ray.....	Defensive Coordinator.....	1973-77
		Assistant Coach.....	1960-61
	Wilson, Kirby.....	Running Backs.....	2004-06
	Wilson, Larry.....	Player-Coach (Defensive Backs).....	1972
	Wilson, Mike.....	Tight Ends.....	2004
		Wide Receivers.....	2005-06
	Wood, Alex.....	Offensive Coordinator.....	2004
	Wyle, Bob.....	Offensive Line.....	2004
<b>Z</b>	Zapletal, Willie.....	Defensive Line.....	1976-77
	Zauner, Gary.....	Special Teams.....	2006

# CARDINALS RING OF HONOR

## ERNIE NEVERS

Pro Football Hall of Fame  
Class of 1963  
Fullback 6-0, 204  
(Stanford)  
1926-27 Duluth Eskimos,  
1929-31 Chicago Cardinals

Ernest Alonzo Nevers ... Stanford all-America, 1925 Rose Bowl hero ... Lured from pro baseball career by Eskimos ... Truly a do-everything iron man, playing 1,714 of 1,740 minutes in 29-game 1926 season ... Missed 1928 with injuries, returned with Cardinals, 1929 ... Scored NFL record 40 points (six touchdowns, four conversions) in one game against Bears on Thanksgiving Day, 1929 ... All-league all five NFL seasons ... Player-coach one year in Duluth, two in Chicago ... Born June 11, 1903 in Willow River, Minnesota ... Died May 3, 1976, at age of 72.



## JIMMY CONZELMAN

Pro Football Hall of Fame  
Class of 1964  
Quarterback 6-0, 175  
Coach-Owner (Washington University-St. Louis)  
1920 Decatur Staleys,  
1921-22 Rock Island Independents, 1922-24 Milwaukee Badgers, 1925-26 Detroit Panthers, 1927-30 Providence Steam Roller, 1940-42, 1946-48 Chicago Cardinals

James Gleason Conzelman ... Multi-talented, athlete, editor, executive, songwriter, orator ... Began NFL career with Staleys, 1920 ... Player-coach of four NFL teams in the 1920s, including 1928 champion Providence ... Player-coach-owner of Detroit, 1925-26 ... Knee injury ended 10-year playing career, 1929 ... Coached Cardinals to 1947 NFL Championship, 1948 Western Division crown ... Born March 6, 1898 in St. Louis, Missouri ... Died July 31, 1970, at age of 72.



## JOHN (PADDY) DRISCOLL

Pro Football Hall of Fame  
Class of 1965  
Quarterback 5-11, 160  
(Northwestern)  
1919 Hammond Pros (pre-NFL), 1920-25 Chicago Cardinals, 1926-29 Chicago Bears

John Leo Driscoll ... Triple-threat on attack, flawless on defense ... Led Cardinals to 1925 NFL Championship ... Dropkicked record four field goals in one game, 1925 ... Dropkicked 50-yard field goal, 1924 ... Scored 27 points in one game, 1923 ... 23 precision punts stymied Red Grange's NFL debut, 1925 ... Traded by Cardinals to Bears, 1926, to thwart signing with rival AFL ... Sparked Bears for four years ... All-NFL six times ... Born January 11, 1896, in Evanston, Illinois ... Died June 29, 1968, at age 72.



## CHARLES W. BIDWILL, SR.

Pro Football Hall of Fame  
Class of 1967  
Owner-Administrator  
(Loyola-Chicago)  
1933-1947 Chicago Cardinals

Charles W. Bidwill, Sr. ... Purchased Cardinals' franchise, 1933 ... Staunch faith in professional football stood as guiding light during dark depression years ... Dealt rival All-America Football Conference most stunning blow with \$100,000 signing of two-time Georgia all-America halfback Charley Trippi, 1947 ... Built famous "Dream Backfield" but died before it could bring him a Cardinals' championship ... Financial help saved Bears' ownership for George Halas, 1932 ... Born September 16, 1895, in Chicago, Illinois ... Died April 19, 1947, at age of 51.



## CHARLEY TRIPPI

Pro Football Hall of Fame  
Class of 1968  
Halfback, Quarterback  
6-0, 186 (Georgia)  
1947-1955 Chicago Cardinals

Charles Louis Trippi ... Cards' No. 1 future draft pick, 1945 ... Georgia all-America, 1946 ... Played in four Chicago All-Star games as collegian ... \$100,000 signee during AAFC-NFL war, 1947 ... Final link in Cards' famed "Dream Backfield" ... Scored two touchdowns in 1947 NFL Championship Game as Cardinals defeated Philadelphia 28-21 ... All-NFL, 1948 ... Extremely versatile—played halfback five years, quarterback two years, defense two years ... Gained nearly 10,000 yards and accounted for 53 touchdowns during Cardinal career ... Born December 14, 1922 in Pittston, Pennsylvania.



## OLLIE MATSON

Pro Football Hall of Fame  
Class of 1972  
Halfback 6-2, 220 (San Francisco)  
1952, 1954-58 Chicago Cardinals, 1959-62 Los Angeles Rams, 1963 Detroit Lions, 1964-66 Philadelphia Eagles

Ollie Genoa Matson ... San Francisco all-America ... U.S. Olympic medalist in track, 1952 ... No. 1 draft pick, 1952 ... All-NFL 1954-57 ... In six season with Cards, did not miss a game ... Rushed for 3,331 yards and 24 touchdowns, caught 130 passes for 2,150 yards and 24 touchdowns ... Added nine touchdowns on kick returns ... Traded to Rams for nine players, 1959 ... Career ledger: 12,844 combined yards, 5,173 yards rushing, 222 receptions, 438 points ... Elected to six Pro Bowls ... MVP in 1956 Pro Bowl ... Born May 1, 1930 in Trinity, Texas.



*(Ring of Honor continued on page 408)*

*(Ring of Honor continued from page 407)***DICK (NIGHT TRAIN) LANE****Pro Football Hall of Fame  
Class of 1974****Cornerback 6-1, 194  
(Scottsbluff -NE  
Junior College)****1952-53 Los Angeles Rams,  
1954-59 Chicago Cardinals,  
1960-65 Detroit Lions**

Richard Lane ... Joined Rams as free agent after four years in Army ... Set NFL interception record (14) as rookie, 1952 ... All-NFL six years ... Named to seven Pro Bowls ... Selected all-time NFL cornerback, 1969 ... Career interception record: 68 for 1,207 yards, five touchdowns ... Averaged over 20 yards on 30 interception returns for Cardinals, 1960-65 ... Gambler on field, spectacular playmaker ... Deadly open-field tackler ... Very fast, agile, aggressive ... Born April 16, 1928 in Austin, Texas ... Died January 29, 2002, at age of 73.

**MARSHALL GOLDBERG****Halfback, Defensive Back  
5-11, 190 (Pittsburgh)  
1939-1948 Chicago  
Cardinals**

Two-time all-America at Pittsburgh ... All-around performer starred as ball carrier, defensive back, and return specialist ... Played with Cardinals 1939-43, 1946-48 ... Earned second-team All-Pro notice in 1941 when, at midseason, led the league in rushing, punt and kickoff returns, and interceptions ... Key member of Cards' 1947 NFL Championship team ... Original member of Cards' "Dream Backfield" of Paul Chrisman, Pat Harder, Charley Trippi, and Elmer Angsman, and Goldberg ... Born October 25, 1917 in Elkins, West Virginia.

**LARRY WILSON****Pro Football Hall of Fame  
Class of 1978****Free Safety 6-0, 190  
(Utah)****1960-1972 St. Louis  
Football Cardinals**

Lawrence Frank Wilson ... Two-way star at Utah, No. 7 draft pick, 1960 ... Cat-like defender, exceptional team leader ... Became NFL's top free safety, made "safety blitz" famous ... All-NFL six times, played in eight Pro Bowls ... Interceptions in seven straight games, led NFL with 10 thefts, 1966 ... In 1965 vs. Pittsburgh, with casts on two broken hands, intercepted a pass to set up go-ahead touchdown in 21-17 victory ... 52 career interceptions, 800 return yards, five touchdowns ... Career as Cardinal stretched from 1960 rookie season through retirement as team vice president in 2003 ... Born May 24, 1938, in Rigby, Idaho.

**DAN DIERDORF****Pro Football Hall of Fame  
Class of 1996****Tackle 6-3, 275 (Michigan)  
1971-1983 St. Louis  
Football Cardinals**

Daniel Lee Dierdorf ... No. 2 draft pick, 1971 ... Michigan all-America ... Possessed size, speed, quickness, discipline, intelligence, consistency ... Equally effective as pass protector, run blocker ... Right tackle, anchored offensive line which led the NFL three years, NFC five years in fewest quarterback sacks allowed ... All-Pro five times, played in six Pro Bowls ... Named best blocker three years by NFL Players Association ... Born June 19, 1949 in Canton, Ohio.

**PAT TILLMAN****Safety 5-11, 202  
(Arizona State)****1998-2001****Arizona Cardinals**

Patrick Daniel Tillman ... Seventh round selection (226th overall) in 1998 NFL Draft out of Arizona State ... Former college linebacker converted to safety ... Was a fierce competitor who defied odds to become a three-year starting safety that set a franchise single-season record with 224 tackles in 2000 ... Finished four-year career with 478 tackles (247 solos) ... Tillman turned down a three-year contract and left the Cardinals prior to the 2002 season to enlist in the U.S. Army and become a member of the elite Army Ranger unit ... He was killed in action on April 22, 2004 in Afghanistan ... His jersey #40 became the fifth retired number in team history ... Born November 6, 1976 in Fremont, California.

**ROGER WEHRLI****Pro Football Hall of Fame  
Class of 2007****Cornerback 6-0, 190  
(Missouri)****1969-1982 St. Louis  
Football Cardinals**

Roger Russel Wehrli ... Missouri all-America and Cardinals' first-round draft choice in 1969 ... Day-one starter as a rookie ... Flawless technician in pass coverage ... Appeared in 193 games and amassed 40 career interceptions, franchise record-tying 19 fumble recoveries ... Named to NFL's All-Decade Team of the 1970s ... Selected to seven Pro Bowls, named All-Pro five times ... Defensive cornerstone for the exciting Cardinals teams of the mid-70s that forged a three-year record of 31-11 (10-4, 11-3, 10-4) from 1974-76 ... Born November 26, 1947 in New Point, Missouri.

# PRO BOWL SELECTIONS BY YEAR

(Year represents the season for which they were selected, not the year the game was played)

- 1938 . . . . Gaynell Tinsley, E  
 1939 . . . . Tony Blazine, T; Phil Dougherty, C; Jimmy Lawrence, HB; Bill Smith, E  
 1940 . . . . Ki Aldrich, C; John Shirk, E  
 1941 . . . . Ray Apolskis, C; Bill Dewell, E; Joe Kuharich, G  
 1942 . . . . Frank Ivy, E  
 1950 . . . . Elmer Angsman, HB; Bob Dove, E; Bill Fischer, G; Pat Harder, FB; Jim Hardy, QB; Bob Shaw, E  
 1951 . . . . Bill Fischer, G; Fran Poltfoot, E; Tom Wham, E  
 1952 . . . . Bill Fischer, G; Ollie Matson, HB; Charley Trippi, QB-HB  
 1953 . . . . Johnny Olszewski, FB; Don Paul, HB-S; Bill Svoboda, HB; Charley Trippi, QB-HB  
 1954 . . . . Jerry Groom, T; Dick Lane, DB; Ollie Matson, HB  
 1955 . . . . Dick Lane, DB; Ollie Matson, HB; Jerry Olszewski, FB; Fred Wallner, G  
 1956 . . . . Lindon Crow, DB; Ollie Matson, HB; Dick Lane, DB; Leo Sanford, LB-C; Jack Simmons, C  
 1957 . . . . Lindon Crow, DB; Ollie Matson, HB; Leo Sanford, LB-C  
 1958 . . . . Dick Lane, DB; Ollie Matson, HB; Gern Nagler, E; Leo Sugar, DE  
 1959 . . . . John David Crow, HB; Frank Fuller, T; Jerry Norton, S; Ken Panfil, T  
 1960 . . . . John David Crow, HB; Jimmy Hill, DB; Leo Sugar, DE; Jerry Norton, S; Sonny Randle, SE  
 1961 . . . . Ken Gray, G; Jimmy Hill, DB; Jerry Norton, S; Sonny Randle, SE; Billy Stacy, DB  
 1962 . . . . John David Crow, HB; Jimmy Hill, DB; Bill Koman, DE; Sonny Randle, SE; Larry Wilson, S  
 1963 . . . . Bob DeMarco, C; Ken Gray, G; Charley Johnson, QB; Dale Meinert, LB; Larry Wilson, S  
 1964 . . . . Bobby Joe Conrad, FL; Pat Fischer, CB; Irv Goode, G; Ken Gray, G; Bill Koman, DE  
 1965 . . . . Jim Bakken, K; Bob DeMarco, C; Pat Fischer, CB; Ernie McMillan, T; Dale Meinert, LB; Sonny Randle, SE; Sam Silas, DT; Larry Wilson, S  
 1966 . . . . Ken Gray, G; Bob Reynolds, T; Joe Robb, DE; Johnny Roland, HB; Jackie Smith, TE; Jerry Stovall, DB; Chuck Walker, DT; Larry Wilson, S  
 1967 . . . . Jim Bakken, K; Ken Gray, G; Bob DeMarco, C; Irv Goode, G; Ernie McMillan, T; Dale Meinert, LB; Johnny Roland, HB; Jackie Smith, TE; Jerry Stovall, DB; Larry Wilson, S  
 1968 . . . . Don Brumm, DE; Ken Gray, G; Bob Reynolds, T; Bob Rowe, DT; Jackie Smith, TE; Larry Wilson, S  
 1969 . . . . Ernie McMillan, T; Bob Reynolds, T; Jackie Smith, TE; Jerry Stovall, DB; Larry Wilson, S  
 1970 . . . . MacArthur Lane, RB; Ernie McMillan, T; Jackie Smith, TE; Larry Stallings, LB; Roger Wehrli, DB; Larry Wilson, DB  
 1971 . . . . Roger Wehrli, DB  
 1974 . . . . Dan Dierdorf, T; Mel Gray, WR; Jim Hart, QB; Terry Metcalf, RB; Roger Wehrli, CB  
 1975 . . . . Jim Bakken, K; Tom Banks, C; Dan Dierdorf, T; Conrad Dobler, G; Mel Gray, WR; Jim Hart, QB; Terry Metcalf, RB; Jim Otis, RB; Roger Wehrli, CB  
 1976 . . . . Jim Bakken, K; Tom Banks, C; Leo Brooks, DT; Dan Dierdorf, T; Conrad Dobler, G; Mel Gray, WR; Jim Hart, QB; Roger Wehrli, CB  
 1977 . . . . Tom Banks, C; Conrad Dobler, G; Dan Dierdorf, T; Mel Gray, WR; Jim Hart, QB; Terry Metcalf, RB; Roger Wehrli, CB  
 1978 . . . . Tom Banks, C; Dan Dierdorf, T; Bob Young, G  
 1979 . . . . Otis Anderson, RB; Roger Wehrli, CB; Bob Young, G  
 1980 . . . . Otis Anderson, RB; Dan Dierdorf, T; Pat Tilley, WR\*  
 1983 . . . . Carl Birdsong, P; Roy Green, WR  
 1984 . . . . Roy Green, WR; E. J. Junior, ILB; Neil Lomax, QB  
 1985 . . . . E. J. Junior, ILB  
 1986 . . . . Vai Sikaheha, PR; Ron Wolfley, ST  
 1987 . . . . Neil Lomax, QB; Luis Sharpe, T; Vai Sikaheha, KR; Ron Wolfley, ST  
 1988 . . . . Luis Sharpe, T; Ron Wolfley, special teams; J.T. Smith, WR  
 1989 . . . . Rich Camarillo, P; Tim McDonald, SS; Luis Sharpe, T; Ron Wolfley, ST  
 1990 . . . . Johnny Johnson, RB  
 1991 . . . . Rich Camarillo, P; Tim McDonald, SS\*  
 1992 . . . . Johnny Bailey, KR; Rick Camarillo, P; Robert Massey, CB; Tim McDonald, SS  
 1993 . . . . Rich Camarillo, P  
 1994 . . . . Aeneas Williams, CB; Seth Joyner, OLB  
 1995 . . . . Aeneas Williams, CB; Eric Swann, DT; Larry Centers, FB; Jeff Feagles, P  
 1996 . . . . Lomas Brown, T; Larry Centers, FB; Eric Swann, DT; Aeneas Williams, CB  
 1997 . . . . Rob Moore, WR; Aeneas Williams, CB  
 1998 . . . . Aeneas Williams, CB  
 1999 . . . . Simeon Rice, DE; Aeneas Williams, CB  
 2000 . . . . Scott Player, P  
 2001 . . . . David Boston, WR  
 2003 . . . . Anquan Boldin, WR  
 2004 . . . . Bertrand Berry, DE  
 2005 . . . . Larry Fitzgerald, WR; Neil Rackers, K  
 2006 . . . . Anquan Boldin, WR; Adrian Wilson, SS  
 2007 . . . . Darnell Dockett, DT; Larry Fitzgerald, WR

## YEAR-BY-YEAR LEAGUE OFFENSIVE RANKINGS SINCE 1970 MERGER

Year	Total	Rush	Pass	Year	Total	Rush	Pass
2007	12	29	5	1988	4	13	5
2006	18	30	10	1987	6	15	6
2005	8	32	1	1986	26	14	22
2004	27	22	24	1985	17	15	18
2003	27	29	23	1984	3	9	3
2002	27	15	29	1983	17	7	24
2001	18	27	13	1982	23	7	26
2000	24	27	17	1981	19	9	22
1999	29	29	27	1980	22	9	25
1998	13	21	8	1979	10	3	20
1997	24	30	10	1978	7	25	4
1996	13	25	6	1977	7	12	2
1995	24	29	17	1976	3	8	5
1994	25	17	21	1975	5t	6	6
1993	8	11	9	1974	10	13	7
1992	17	26	13	1973	12	22	5
1991	27	26	26	1972	25	26	18t
1990	18	12	19	1971	14	21	5
1989	25	26	15	1970	3	6	9



# ALPHABETICAL PRO BOWLERS

Name	Pos	Selections	Year
Kir Aldrich	C	1	1940
Ottis Anderson	RB	2	1979-80
Elmer Angsman	HB	1	1950
Ray Apolskis	C	1	1941
Johnny Bailey	KR	1	1992
Jim Bakken	K	4	1965, 1967, 1975-76
Tom Banks	C	4	1975-78
Bertrand Berry	DE	1	2004
Carl Birdsong	P	1	1983
Tony Blazine	T	2	1939
Anquan Boldin	WR	2	2003, 2006
David Boston	WR	1	2001
Leo Brooks	DT	1	1976
Lomas Brown	T	1	1996
Don Brumm	DE	1	1968
Rich Camarillo	P	4	1989, 1991-93
Larry Centers	FB	2	1995*, 1996
Bobby Joe Conrad	FL	1	1964
John David Crow	HB	3	1959-60, 1962
Lindon Crow	DB	2	1956-57
Bob DeMarco	C	3	1963, 1965, 1967*
Bill Dewell	E	1	1941
Dan Dierdorf	T	6	1974-78, 1980
Conrad Dobler	G	3	1975-77
Darnell Dockett	DT	1	2007
Phil Dougherty	C	1	1939
Bob Dove	P	1	1950
Jeff Feagles	E	1	1995
Bill Fischer	G	3	1950-52
Pat Fischer	CB	2	1964-65
Larry Fitzgerald	WR	2	2005, 2007
Frank Fuller	T	1	1959
Irv Goode	G	2	1964, 1967
Ken Gray	G	6	1961, 1963-64, 1966-68
Mel Gray	WR	4	1974-77
Roy Green	WR	2	1983-84
Jerry Groom	T	1	1954
Pat Harder	FB	1	1950
Jim Hardy	QB	1	1950
Jim Hart	QB	4	1974-77
Jimmy Hill	DE	3	1960-62
Frank Ivy	DB	1	1942
Charley Johnson	QB	1	1963
Johnny Johnson	RB	1	1990
Seth Joyner	LB	1	1994
E.J. Junior	LB	2	1984-85
Bill Koman	DE	2	1962, 1964
Joe Kuharich	G	1	1941
Dick Lane	DB	4	1954-56, 1958
MacArthur Lane	RB	1	1970
Jimmy Lawrence	HB	1	1939

\* Selected but did not play

Note: The year listed indicates the season for which a player was selected and not the year in which the game was played

Name	Pos	Selections	Year
Neil Lomax	QB	2	1984, 1987
Robert Massey	CB	1	1992
Ollie Matson	HB	6	1952, 1954-57, 1958
Tim McDonald	S	3	1989, 1991*, 1992
Eric McMillan	T	4	1965, 1967, 1969-70
Dale Meinert	LB	3	1963, 1965, 1967
Terry Metcalf	RB	3	1974-75, 1977
Rob Moore	WR	1	1997
Gern Nagler	E	1	1958
Jerry Norton	S	3	1959, 1960-61
Johnny Olszewski	FB	2	1953, 1955
Jim Otis	RB	1	1975
Ken Panfil	T	1	1959
Don Paul	HB-S	1	1953
Scott Player	P	1	2000
Fran Polsofoot	E	1	1951
Neil Rackers	K	1	2005
Sonny Randle	SE	4	1960-62, 1965
Bob Reynolds	T	3	1966, 1968-69
Simeon Rice	DE	1	1999
Joe Robb	DE	1	1966
Johnny Roland	HB	2	1966, 1967*
Bob Rowe	DT	1	1968
Leo Sanford	LB-C	2	1956-57
Luis Sharpe	T	3	1987-89
Bob Shaw	E	1	1950
John Shirk	E	1	1940
Vai Sihakema	KR	2	1986-87
Sam Silas	DT	1	1965
Jack Simmons	C	1	1956
Bill Smith	E	1	1939
J.T. Smith	KR-WR	1	1988
Jackie Smith	TE	5	1966-70
Billy Slacy	DB	1	1961
Larry Stallings	LB	1	1970
Jerry Stovall	DB	3	1966-67, 1969
Leo Sugar	DE	2	1958, 1960
Bill Svoboda	HB	1	1953
Eric Swann	IL	2	1995-96
Pat Tilley	WR	1	1980*
Gaynell Tinsley	E	1	1938
Charley Trippi	QB-HB	2	1952-53
Chuck Walker	DT	1	1966
Fred Wallner	G	1	1955
Roger Wehrli	CB	7	1970-71, 1974-77, 1979
Tom Wham	E	1	1951
Aeneas Williams	CB	6	1994-99
Adrian Wilson	SS	1	2006
Larry Wilson	S	8	1962-63, 1965-70
Ron Wolflay	ST	4	1986-89
Bob Young	G	2	1978-79

## YEAR-BY-YEAR LEAGUE DEFENSIVE RANKINGS SINCE 1970 MERGER

Year	Total	Rush	Pass	Year	Total	Rush	Pass
2007	17	9	28	1988	14	16	12
2006	29	16	30	1987	25	19	25
2005	8	10	12	1986	4	25	1
2004	12	27	9	1985	15	24	8
2003	26	19	29	1984	8	14	9
2002	29	30	28	1983	6	8	14
2001	28	24	26	1982	14t	12	7
2000	30	30	11	1981	23	25	16
1999	22	30	10	1980	19	16	20
1998	21	20	17	1979	16	14	16
1997	27	27	15	1978	13	19t	7t
1996	21	21	21	1977	24	22	26
1995	26	30	15	1976	12	12	15
1994	3	4	4	1975	18	10	24
1993	21	19	19	1974	17	15	19
1992	24	10	27	1973	26	17	26
1991	16	26	7	1972	25	20	25
1990	18	26	8	1971	20	18	21
1989	26	27	22	1970	10	16	7

**ALL-TIME PLAYER OF THE WEEK SELECTIONS, 1984-2007**

<b>1984</b>			
Neil Lomax	Offensive	Oct. 7 at Dallas (Week 6)	
Ottis Anderson	Offensive	Nov. 18 at N.Y. Giants (Week 12)	
E.J. Junior	Defensive	Nov. 25 vs. Philadelphia (Week 13)	
Neil Lomax	Offensive	Dec. 16 at Washington (Week 16)	
<b>1985</b>			
Leonard Smith	Defensive	Nov. 4 vs. Dallas (Week 9)	
Lonnie Young	Defensive	Dec. 8 vs. New Orleans (Week 14)	
<b>1986</b>			
Leonard Smith	Defensive	Dec. 7 at Philadelphia (Week 14)	
<b>1987</b>			
Curtis Greer	Defensive	Sept. 13 at Dallas (Week 1)	
Neil Lomax	Offensive	Dec. 20 at Tampa Bay (Week 15)	
<b>1988</b>			
Neil Lomax	Offensive	Oct. 2 at L.A. Rams (Week 5)	
Freddie Joe Nunn	Defensive	Oct. 30 at Dallas (Week 9)	
Roy Green	Offensive	Nov. 13 vs. N.Y. Giants (Week 11)	
<b>1989</b>			
Tim McDonald	Defensive	Nov. 12 vs. Dallas (Week 10)	
<b>1991</b>			
Tim McDonald	Defensive	Oct. 20 vs. Atlanta (Week 8)	
<b>1992</b>			
Robert Massey	Defensive	Oct. 4 vs. Washington (Week 5)	
Johnny Johnson	Offensive	Nov. 8 at L.A. Rams (Week 10)	
<b>1993</b>			
Johnny Bailey	Special Teams	Sept. 12 at Washington (Week 2)	
Eric Swann	Defensive	Oct. 17 vs. Washington (Week 7)	
Ron Moore	Offensive	Dec. 5 vs. L.A. Rams (Week 14)	
Ron Moore	Offensive	Dec. 26 vs. N.Y. Giants (Week 17)	
<b>1994</b>			
Aeneas Williams	Defensive	Oct. 16 at Washington (Week 7)	
Seth Joyner	Defensive	Nov. 20 vs. Philadelphia (Week 12)	
<b>1995</b>			
Jeff Feagles	Specials Teams	Nov. 26 vs. Atlanta (Week 13)	
<b>1996</b>			
LeShon Johnson	Offensive	Sept. 22 at New Orleans (Week 4)	
Kent Graham	Offensive	Sept. 29 vs. St. Louis (Week 5)	
Boomer Esiason	Offensive	Nov. 10 at Washington (Week 11)	
Boomer Esiason	Offensive	Nov. 24 vs. Philadelphia (Week 13)	

<b>1997</b>			
Aeneas Williams	Defensive	Sept. 7 vs. Dallas (Week 2)	
<b>1998</b>			
Simeon Rice	Defensive	Sept. 20 vs. Philadelphia (Week 3)	
Ronald McKinnon	Defensive	Oct. 11 vs. Chicago (Week 6)	
Joe Nedney	Special Teams	Nov. 8 vs. Washington (Week 10)	
Tommy Bennett	Defensive	Dec. 13 at Philadelphia (Week 15)	
Chris Jacke	Special Teams	Dec. 20 vs. New Orleans (Week 16)	
Kwamie Lassiter	Defensive	Dec. 27 vs. San Diego (Week 17)	
<b>1999</b>			
Chris Jacke	Special Teams	Sept. 12 at Philadelphia (Week 1)	
<b>2000</b>			
Jake Plummer	Offensive	Sept. 10 vs. Dallas (Week 2)	
Aeneas Williams	Defensive	Nov. 5 vs. Washington (Week 10)	
<b>2001</b>			
Bill Gramatica	Special Teams	Nov. 18 vs. Detroit (Week 11)	
Bill Gramatica	Special Teams	Nov. 25 at San Diego (Week 12)	
<b>2002</b>			
MarTay Jenkins	Special Teams	Sept. 15 at Seattle (Week 2)	
Bill Gramatica	Special Teams	Oct. 6 at Carolina (Week 5)	
Adrian Wilson	Defensive	Oct. 20 vs. Dallas (Week 7)	
<b>2003</b>			
Dexter Jackson	Defensive	Sept. 21 vs. Green Bay (Week 3)	
<b>2004</b>			
Adrian Wilson	Defensive	Oct. 3 vs. New Orleans (Week 4)	
Neil Rackers	Special Teams	Oct. 24 vs. Seattle (Week 7)	
Bertrand Berry	Defensive	Nov. 14 vs. N.Y. Giants (Week 10)	
<b>2005</b>			
Kurt Warner	Offensive	Nov. 20 at St. Louis (Week 11)	
Neil Rackers	Special Teams	Oct. 2 vs. San Francisco (Week 4)	
<b>2006</b>			
Kurt Warner	Offensive	Sept. 10 vs. San Francisco (Week 1)	
<b>2007</b>			
Steve Breaston	Special Teams	Sept. 30 vs. Pittsburgh (Week 4)	
Rod Hood	Defensive	Oct. 7 at St. Louis (Week 5)	
Karlos Dansby	Defensive	Nov. 11 vs. Detroit (Week 10)	
Antrel Rolle	Defensive	Nov. 18 at Cincinnati (Week 11)	
Antrel Rolle	Defensive	Dec. 30 vs. St. Louis (Week 17)	

## OVERTIME GAMES

Total OT Games: ..... 33 Home: ..... 11-8-1 Winning the Toss: ..... 11-8-2  
 Record: ..... 17-14-2 Road: ..... 6-6-1 Losing the Toss: ..... 6-6

Date	Opponent	Result	Game-winning score	Coin Toss
Sun., Dec. 23, 2007	Atlanta Falcons	W, 30-27	31-yard Neil Rackers FG (9:30)	Won
Sun., Nov. 25, 2007	San Francisco 49ers	L, 31-37	Banta-Cain fumble recovery in endzone (4:56)	Lost
Sun., Dec. 12, 2004	San Francisco 49ers	L, 28-31	31-yard Todd Peterson FG (6:22)	Lost
Sun., Oct. 10, 2004	at San Francisco 49ers	L, 28-31	32-yard Todd Peterson FG (3:23)	Lost
Sun., Nov. 30, 2003	St. Louis Rams	L, 27-30	49-yard Jeff Wilkins FG (3:38)	Lost
Sun., Oct. 26, 2003	San Francisco 49ers	W, 16-13	39-yard Tim Duncan FG (4:59)	Won
Sun., Dec. 8, 2002	Detroit Lions	W, 23-20	42-yard Bill Gramatica FG (4:12)	Won
Sun., Oct. 20, 2002	Dallas Cowboys	W, 9-6	40-yard Bill Gramatica FG (11:45)	Lost
Sun., Dec. 2, 2001	at Oakland Raiders	W, 34-31	36-yard Bill Gramatica FG (7:29)	Lost
Sun., Dec. 13, 1998	at Philadelphia Eagles	W, 20-17	32-yard Chris Jacke FG (4:30)	Won
Sun., Nov. 30, 1997	Pittsburgh Steelers	L, 20-26	10-yard Jerome Bettis TD run (5:34)	Won
Sun., Oct. 19, 1997	at Philadelphia Eagles	L, 10-13	24-yard Chris Boniol FG (4:02)	Won
Sun., Sept. 14, 1997	at Washington Redskins	L, 13-19	40-yard TD pass, Gus Fretotte to Michael Westbrook (1:36)	Won
Sun., Sept. 7, 1997*	Dallas Cowboys	W, 25-22	20-yard Kevin Butler FG (8:30)	Lost
Sun., Nov. 10, 1996	at Washington Redskins	W, 37-34	32-yard Kevin Butler FG (14:27)	Won
Sun., Sept. 29, 1996	St. Louis Rams	W, 31-28	24-yard Greg Davis FG (1:54)	Won
Sun., Nov. 26, 1995	Atlanta Falcons	W, 40-37	28-yard Greg Davis FG (1:43)	Lost
Sun., Nov. 12, 1995	Minnesota Vikings	L, 24-30	50-yard TD pass, Warren Moon to Qadry Ismail (2:16)	Lost
Sun., Oct. 29, 1995	Seattle Seahawks	W, 20-14	72-yard Lorenzo Lynch INT return (11:16)	Won
Sun., Oct. 8, 1995	at New York Giants	L, 21-27	58-yard Jessie Armstead INT return (4:05)	Won
Sun., Nov. 27, 1994	Chicago Bears	L, 16-19	27-yard Kevin Butler FG (8:11)	Won
Sun., Oct. 30, 1994	Pittsburgh Steelers	W, 20-17	51-yard Greg Davis FG (1:40)	Lost
Sun., Oct. 16, 1994	at Washington Redskins	W, 19-16	29-yard Todd Peterson FG (10:00)	Lost
Sun., Dec. 19, 1993	at Seattle Seahawks	W, 30-27	41-yard Greg Davis FG (6:45)	Won
Sun., Dec. 7, 1986	at Philadelphia Eagles	T, 10-10	None	Won
Sun., Sept. 8, 1985	at Cleveland Browns	W, 27-24	35-yard Neil O'Donoghue FG (5:27)	Won
Mon., Oct. 24, 1983	New York Giants	T, 20-20	None	Won
Sun., Nov. 9, 1980	Atlanta Falcons	L, 27-33	21-yard Ray Strong TD run (4:20)	Lost
Sun., Sept. 14, 1980	at San Francisco 49ers	L, 21-24	33-yard Ray Werschling FG (4:12)	Won
Sun., Oct. 15, 1978	Dallas Cowboys	L, 21-24	27-yard Ratael Seplien FG (3:26)	Lost
Sun., Oct. 31, 1976	San Francisco 49ers	W, 23-20	21-yard Jim Bakken FG (6:42)	Won
Sun., Nov. 16, 1975	Washington Redskins	W, 20-17	37-yard Jim Bakken FG (7:00)	Won
Sun., Sept. 28, 1975	at Dallas Cowboys	L, 31-37	3-yard TD pass, Roger Staubach, to Billy Jo DuPree (7:53)	Won

\* Sunday Night Football

## DEC. 23, 2007

Arizona 30, Atlanta 27, at Arizona; Cardinals win the toss. Breaston returns kick to Arizona 29. Cardinals drive to Atlanta 13. Rackers kicks 31-yard field goal at 9:30.

## NOV. 25, 2007

San Francisco 37, Arizona 31, at Arizona; Cardinals win the toss. Breaston returns kick to Arizona 21. Cardinals drive to San Francisco 49. Barr punts 17 yards out of bounds at San Francisco 32. 49ers drive to San Francisco 35. Lee punts 49 yards to Arizona 16. Breaston returns 27 yards to Arizona 43, but penalty on Patrick moves Cardinals back to Arizona 8. Cardinals drive to San Francisco 14. Rackers misses 32-yard field goal. 49ers take over on San Francisco 24. 49ers drive to San Francisco 39. Lee punts 59 yards to Arizona 2. Breaston returns 13 yards to Arizona 15, but penalty on Patrick moves Cardinals back to Arizona 3. Warner sacked by Fields which forces fumble recovered by Banta-Cain for a touchdown at 4:56.

## DEC. 12, 2004

San Francisco 31, Arizona 28, at Arizona; 49ers win the toss. Touchback. 49ers drive to Arizona 37. Lee punts to 34 yards and is downed at Arizona 3. Cardinals drive to own 7. Player punts 51 yards and is returned to Arizona 49. 49ers drive to own 13. Peterson kicks 31-yard field goal at 6:22.

## OCT. 10, 2004

San Francisco 31, Arizona 28, at San Francisco; 49ers win the toss. Jackson returns kick 14 yards to San Francisco 39. 49ers drive to Arizona 14. Peterson kicks 32-yard field goal at 3:23.

## NOV. 23, 2003

St. Louis 30, Arizona 27, at Arizona; Rams win toss. Harris returns kick to St. Louis 14. Rams drive to Arizona 31. Wilkins kicks 49-yard field goal at 3:38.

## OCT. 26, 2003

Arizona 16, San Francisco 13, at Arizona; Cardinals win toss. 49ers' Pochman kicks out of bounds. Cardinals take possession at Arizona 40 and drive to San Francisco 22. Duncan kicks 39-yard field goal at 4:59.\*

## DEC. 8, 2002

Arizona 23, Detroit 20, at Arizona; Arizona wins toss. Hanson kicks 64 yards. Kasper returns 19 yards to Arizona 30. Cardinals drive to Detroit 24. Gramatica's 42-yard field-goal attempt is good at 4:12.

## OCT. 20, 2002

Arizona 9, Dallas 6, at Arizona; Dallas wins toss. Swinton returns kickoff 26 yards to Dallas 24. Cowboys drive to Dallas 29. Knorr punts 45 yards to Arizona 26. Jackson returns 5 yards to Arizona 31. Cardinals drive to Dallas 38. Player punts 38 yards into end zone. Cowboys take over at Dallas 20. Cowboys drive to Arizona 49. Knorr punts 31 yards to Arizona 18. Fair catch by Jackson. Cardinals drive to Dallas 22. Gramatica's 40-yard field goal is good at 11:45.

## DEC. 2, 2001

Arizona 34, Oakland 31, at Oakland; Raiders win toss. Gramatica's kickoff is a touchback. Raiders drive to Oakland 40. Lechtler punts 37 yards to Arizona 23. Cardinals drive to Arizona 48. Stanley punts 29 yards to Oakland 23. Woods recovers Dunn fumble on Oakland 25. Arizona drives to Oakland 18. Gramatica kicks 36-yard field goal at 7:29.

## DEC. 13, 1998

Arizona 20, Philadelphia 17, at Philadelphia; Cardinals win toss. Bonio's kickoff is returned by Metcalf to Arizona 28. Cardinals drive to Philadelphia 15 where Jacke kicks 32-yard field goal at 4:30.

**NOV. 30, 1997**

Pittsburgh 26, Arizona 20, at Arizona; Cardinals win toss. K. Williams returns kickoff 11 yards to Arizona 23. Cardinals drive to Arizona 18 where Feagles punts 43 yards. Hawkins returns punt 9 yards to Pittsburgh 48. Steelers drive to Arizona 10 where Bettis scores on a 10-yard touchdown run at 5:34.

**OCT. 19, 1997**

Philadelphia 13, Arizona 10, at Philadelphia; Cardinals win toss. K. Williams returns kickoff 28 yards to Arizona 42. Cardinals drive to Philadelphia 48. Feagles punts 48 yards for touchback. Eagles drive to Arizona 7 where Boniol kicks 24-yard field goal at 4:02.

**SEPT. 14, 1997**

Washington 19, Arizona 13, at Washington; Cardinals win toss. K. Williams returns kickoff 27 yards to Arizona 34. Cardinals drive to Arizona 40. McElroy fumbles. Redskins drive to Arizona 40. Westbrook catches 40-yard touchdown pass from Ferrotte at 1:36.

**SEPT. 7, 1997**

Arizona 25, Dallas 22, at Arizona on Sunday night; Cowboys win toss. Walker returns kickoff 21 yards to Dallas 25. Cowboys drive to Arizona 43. Gowin punts 43 yards for a touchback. Cardinals drive to Dallas 44. Graham fumbles. Cowboys drive to Arizona 42. Williams fumbles. Cardinals drive to Dallas 3 where Butler kicks 20-yard field goal at 8:30.

**NOV. 10, 1996**

Arizona 37, Washington 34, at Washington; Cardinals win toss. Blanton's kickoff is a touchback. Cardinals drive to Redskins' 15 where Butler misses 32-yard field goal. Redskins drive to Cardinals' 43 where Turk punts for touchback. L. Johnson fumble returned by Morrison to Cardinals' 27. Redskins drive to Cardinals' 31 where Blanton misses 48-yard field goal. Cardinals drive to Redskins' 15 where Butler kicks 32-yard field goal at 14:27.

**SEPT. 29, 1996**

Arizona 31, St. Louis 28, at Arizona; Cardinals win toss. Lohmiller kick is a touchback. Cardinals drive to Rams' 7 where G. Davis kicks 24-yard field goal at 1:54.

**NOV. 26, 1995**

Arizona 40, Atlanta 37, at Arizona; Falcons win toss. J. Anderson returns kickoff 20 yards to Falcons' 20. Stryzinski fumbles punt snap. Recovered by England at Falcons' 10 where G. Davis kicks 28-yard field goal at 1:43.

**NOV. 12, 1995**

Minnesota 30, Arizona 24, at Arizona; Vikings win toss. A. Lee returns kickoff 20 yards to Vikings' 25. Moon throws 50-yard touchdown pass to Ismail at 2:16.

**OCT. 29, 1995**

Arizona 20, Seattle 14, at Arizona; Cardinals win toss. Dowdell returns kickoff 16 yards to Cardinals' 25. Cardinals drive to Seahawks' 10 where G. Davis' 27-yard field goal attempt is blocked. L. Lynch intercepts Friesz's pass at Cardinals' 28 and returns it 72 yards for a touchdown at 11:16.

**OCT. 8, 1995**

New York Giants 27, Arizona 21, at New York; Cardinals win toss. Terry returns kickoff 20 yards to Cardinals' 23. Hamilton recovers Krieg's fumble at Cardinals' 36. Lynch recovers Brown's fumble at Cardinals' 38. Armstead intercepts pass at Giants' 42 and returns it 58 yards for touchdown at 4:05.

**NOV. 27, 1994**

Chicago 19, Arizona 16, at Arizona; Cardinals win toss. Levy returns kickoff 31 yards to Arizona 45. After 5 plays, Feagles punts 38 yards to the end zone for a touchback. Bears drive to Arizona 10 where Butler kicks 27-yard field goal at 8:11.

**OCT. 30, 1994**

Arizona 20, Pittsburgh 17, at Arizona; Steelers win toss. Johnson returns kickoff 24 yards to Pittsburgh 30 where he fumbles and Arizona's Merritt recovers at Pittsburgh 32. After 3 plays, Davis kicks 51-yard field goal at 1:40.

**OCT. 16, 1994**

Arizona 19, Washington 16, at Washington; Redskins win toss. Mitchell returns kickoff 27 yards to Washington 41. Redskins drive to Arizona 34 where Lohmiller's 51-yard field-goal attempt is blocked by Joyner and recovered by Williams who returns it to the Washington 37. After 5 plays, Peterson's 45-yard field-goal attempt is wide right. Redskins take possession at the Washington 36. After 3 plays, Roby punts 36 yards to the Arizona 37 where Robinson returns 3 yards to the 40. After 3 plays, Feagles punts 51 yards for a touchback. After 1 play, Shuler's pass is intercepted by Hoage who returns it to the Washington 12. Peterson kicks 29-yard field goal at 10:00.

**DEC. 19, 1993**

Phoenix 30, Seattle 27, at Seattle; Cardinals win toss. Bailey returns kickoff 14 yards to Cardinals 20. Cardinals drive to Seattle 23 where Davis kicks 41-yard field goal at 6:45.

**DEC. 7, 1986**

St. Louis 10, Philadelphia 10, at Philadelphia; Cardinals win toss. White blocks Schubert's 40-yard field goal attempt. Teams trade punts. McFadden's 43-yard field goal attempt is wide left. Schubert's 37-yard field goal attempt is wide right. Cavanaugh's pass intercepted by Carter and returned to Eagles' 48 to end game.

**SEPT. 8, 1985**

St. Louis 27, Cleveland 24, at Cleveland; Cardinals win toss. O'Donoghue kicks 35-yard field goal nine plays later at 5:27.

**OCT. 24, 1983**

New York Giants 20, St. Louis 20, at St. Louis on Monday Night; Cardinals win toss. Teams trade punts before O'Donoghue's 44-yard field goal attempt is wide left. Jennings' punt returned by Bird to St. Louis 21. Lomax pass intercepted by Haynes who loses six yards to New York 33. Jennings' punt downed on St. Louis 17. O'Donoghue's 19-yard field goal attempt is wide right. Rutledge's pass intercepted by L. Washington who returns 25 yards to New York 25. O'Donoghue's 42-yard field goal attempt is wide right. Rutledge's pass intercepted by W. Smith at St. Louis 33 to end game.

**NOV. 9, 1980**

Atlanta 33, St. Louis 27, at St. Louis; Falcons win toss. Strong runs 21 yards for touchdown at 5:20.

**SEPT. 14, 1980**

San Francisco 24, St. Louis 21, at San Francisco; Cardinals win toss. Swider punts and Robinson returns to 49ers' 32. San Francisco drives 52 yards to St. Louis 16, where Wersching kicks 33-yard field goal at 4:12.

**OCT. 15, 1978**

Dallas 24, St. Louis 21, at St. Louis; Cowboys win toss. Dallas drives from its 23 into field goal range. Septien kicks 27-yard field goal at 3:28.

**OCT. 31, 1976**

St. Louis 23, San Francisco 20, at St. Louis; Cardinals win toss. Joyce punts and Leonard fumbles on return. Jones recovers at 49ers' 43. Bakken kicks 21-yard field goal at 6:42.

**NOV. 16, 1975**

St. Louis 20, Washington 17, at St. Louis; Cardinals win toss. Bakken kicks 37-yard field goal at 7:00.

**SEPT. 28, 1975**

Dallas 37, St. Louis 31, at Dallas; Cardinals win toss. Hart's pass intercepted and returned by Jordan to Cardinals' 37. Staubach passes to DuPree for three yards and touchdown at 7:53.

## ALL-NFL/POSTSEASON AWARDS

## 1960

## All-Pro

Jerry Norton, S (AP, UPI)  
Sonny Randle, E (AP, UPI)

## 1961

## All-Pro

Jimmy Hill, DHB (NEA)  
Jerry Norton, S (NEA)

## 1963

## All-Pro

Bobby Joe Conrad, FL (AP, UPI)  
Len Gray, G (UPI)  
Larry Wilson, S (UPI)

## 1964

## All-Pro

Bob DeMarco, C (NEA)  
Pat Fischer, DB (AP, NEA, UPI)  
Ken Gray, G (AP, UPI)  
Dale Meinert, LB (NEA)

## 1965

## All-Pro

Ken Gray, G (UPI)

## 1966

## All-Pro

Larry Wilson, S (AP, NEA, UPI)

## 1967

## All-Pro

Bob DeMarco, C (AP)  
Ernie McMillan, T (NEA)  
Jackie Smith, TE (UPI)  
Larry Wilson, S (AP, NEA)

## 1968

## All-Pro

Larry Wilson, S (AP, NEA, UPI)

## 1969

## All-Pro

Larry Wilson, S (AP, NEA, UPI)

## 1970

## All-Pro

MacArthur Lane, RB (NEA)  
Roger Wehrli, CB (NEA)  
Larry Wilson, S (PFWA)

## All-NFC

MacArthur Lane, RB (UPI)  
Ernie McMillan, T (UPI)  
Larry Stallings, LB (UPI)  
Roger Wehrli, CB (UPI)  
Larry Wilson, S (AP, UPI)

## 1971

## All-NFC

Ernie McMillan, T (UPI)  
Roger Wehrli, CB (UPI)

## 1974

## All-Pro

Mel Gray, WR (NEA)  
Roger Wehrli, CB (NEA)

## All-NFC

Jim Hart, QB (AP, UPI, *Sporting News*)  
Roger Wehrli, CB (AP, UPI, *Sporting News*)

## NFC Player-of-the-Year

Jim Hart, QB (UPI)  
Terry Metcalf, RB (New York PFWA)

## NFL Coach-of-the-Year

Don Coryell (AP, *Sporting News*)

## NFC Coach-of-the-Year

Don Coryell (UPI, PFWA)

(Note: Metcalf was runner-up for NFL MVP by AP and NFC player-of-the-year by UPI.)

## 1975

## All-Pro

Jim Bakken, K (AP, NEA, PFWA, *Pro Football Weekly*, *N.Y. News*)

Dan Dierdorf, T (PFWA, *N.Y. News*)

Mel Gray, WR (AP, PFWA, *N.Y. News*,

*Pro Football Weekly*, *Football News*)

Terry Metcalf, KR (*Football News*)

Roger Wehrli, CB (AP, PFWA, *N.Y. News*,

*Pro Football Weekly*)

## All-NFC

Jim Bakken, K (AP, *Inside Football Report*,  
*Pro Football Weekly*, *Sporting News*)

Tom Banks, C (*Pro Football Weekly*)

Dan Dierdorf, T (AP, UPI, *Inside Football*

*Report*, *Pro Football Weekly*, *N.Y. News*)

Mel Gray, WR (AP, UPI, *Inside Football Report*,

*Pro Football Weekly*, *N.Y. News*, *Sporting*

*News*)

Terry Metcalf, RB (AP, UPI, *Inside Football*

*Report*, *Pro Football Weekly*, *N.Y. News*,

*Sporting News*); (*Pro Football Weekly*

as KR)

Roger Wehrli, CB (AP, UPI, *Inside Football*

*Report*, *Pro Football Weekly*, *N.Y. News*,

*Sporting News*)

## NFL MVP

Terry Metcalf, RB (*N.Y. News*)

## NFC Coach-of-the-Year

Don Coryell (*Inside Football Report*)



Guard Bob Young, Center Tom Banks and Tackle Dan Dierdorf collected several postseason awards throughout their careers.



Linebacker E.J. Junior earned All-Rookie honors in 1981.

**1976**

**All-Pro**

Jim Bakken, K (AP, NEA, PFWA, *Pro Football Weekly*)  
 Tom Banks, C (AP, *Football Digest*)  
 Dan Dierdorf, T (AP, NEA, PFWA, *N.Y. News, N.Y. Post*)

Conrad Dobler, G (NEA)  
 Roger Wehrli, CB (AP, PFWA)

**All-Pro (Second Team)**

Tom Banks, C (NEA, PFWA)  
 Conrad Dobler, G (AP)

**All-NFC**

Jim Bakken, K (AP, UPI, *Sporting News, N.Y. News, Pro Football Weekly*)  
 Conrad Dobler, G (AP, UPI, *Sporting News*)  
 Mel Gray, WR (AP, *Sporting News*)  
 Roger Wehrli, CB (AP, UPI, *Sporting News, Pro Football Weekly, N.Y. News*)

Bob Young, G (*N.Y. News*)

**NFC Offensive Lineman-of-the-Year**

Dan Dierdorf, T (NFC players)

**1977**

**All-Pro**

Dan Dierdorf, T (AP, PFWA, NEA)  
 Roger Wehrli, CB (AP, NEA)

**All-Pro (Second Team)**

Tom Banks, C (AP)

**All-NFC**

Tom Banks, C (UPI, *Sporting News*)  
 Dan Dierdorf, T (UPI, *Sporting News*)  
 Bob Young, G (*Sporting News*)

**NFC Offensive Lineman-of-the-Year**

Dan Dierdorf, T (NFC players)

**1978**

**All-Pro**

Dan Dierdorf, T (AP, NEA, PFWA, *Pro Football Weekly*)

**All-NFC**

Dan Dierdorf, T (*Sporting News, UPI*)  
 Tom Banks, C (*Sporting News, UPI, Pro Football Weekly*)

Bob Young, G (*Sporting News, Pro Football Weekly*)

**Honorable Mention All-NFC**

Ken Stone, S (UPI)  
 Pat Tilley, WR (UPI)  
 Roger Wehrli, CB (UPI)

**All-Rookie NFC**

Ken Greene, S (UPI, *Pro Football Weekly*)

**NFC Offensive Lineman-of-the-Year**

Dan Dierdorf, T (NFC players)

**1979**

**All-Pro**

Ottis Anderson, RB (AP, PFWA)  
 Bob Young, G (AP, *Pro Football Weekly*)

**All-NFC**

Ottis Anderson, RB (UPI, *Sporting News, Pro Football Weekly*)  
 Tom Banks, C (UPI, *Sporting News*)  
 Roy Green, KR (*Sporting News, Pro Football Weekly*)

Roger Wehrli, CB (UPI, *Sporting News, Pro Football Weekly*)

Bob Young, G (UPI, *Sporting News, Pro Football Weekly*)

**NFL All-Rookie**

Ottis Anderson, RB (*Pro Football Weekly, UPI, Football Digest*)

Joe Bostic, T (*Football Digest*)

**NFL Player-of-the-Year**

Ottis Anderson, RB (AP, UPI, *Sporting News, Pro Football Weekly, PFWA, Football Digest, Offense-N.Y. News*)

**NFC Rookie-of-the-Year**

Ottis Anderson, RB (UPI, *Sporting News*)

**1980**

**All-Pro**

Pat Tilley, WR (*Sports Illustrated*)  
 Dan Dierdorf, T (NEA)

**NFL All-Rookie**

Rush Brown, T (UPI, *Pro Football Weekly, Football Digest*)

**All-NFC (Second Team)**

Ottis Anderson, RB (AP, UPI)  
 Dan Dierdorf, T (AP, UPI)  
 Pat Tilley, WR (UPI)

**1981**

**All-Pro**

Roy Green, WR/DB (*Sports Illustrated*)

**All-NFC**

Roy Green, WR/DB (*Pro Football Weekly*)

**NFL All-Rookie**

Neil Lomax, QB (UPI, PFWA, *Football Digest, Pro Football Weekly*)

E.J. Junior, LB (UPI, *Football Digest, Pro Football Weekly*)

Carl Birdsong, P (UPI)

Stump Mitchell, RB (*Pro Football Weekly*)

Greg LaFleur, TE (PFWA, *Football Digest*)

**1982**

**NFL All-Rookie**

Luis Sharpe, T (*Pro Football Weekly, PFWA, Football Digest*)

Tootie Robbins, T (*Football Digest, Pro Football Weekly, PFWA*)

Benny Perrin, S (*Pro Football Weekly, PFWA*)

**1983**

**All-Pro**

Roy Green, WR (AP, NEA, PFWA, *Football Digest, Pro Football Weekly, Sporting News, College & Pro Football Newsweekly, Football Digest*)

**All-NFC**

Carl Birdsong, P (UPI, *Pro Football Weekly*)  
 Roy Green, WR (UPI, *Pro Football Weekly*)

**1984**

**All-Pro**

Roy Green, WR (AP, NEA, PFWA, *Sporting News, College & Pro Football Newsweekly, Pro Football Weekly, Football Digest, Seagram Sports Award*)

E.J. Junior, ILB (AP, NEA, PFWA, *Football Digest*)

**All-NFC**

Roy Green, WR (UPI, *Pro Football Weekly*)  
 E.J. Junior, ILB (UPI)

Curtis Greer, DE (UPI)

Stump Mitchell, KR (*Pro Football Weekly*)

Randy Clark, C (NEA)

Luis Sharpe, T (UPI)

Neil Lomax, QB (UPI)

**1985**

**All-NFC**

E.J. Junior, ILB (UPI)

**All-Rookie**

Lance Smith, T (UPI)  
 Freddie Joe Nunn, OLB (UPI, *Football Digest*)  
 Lonnie Young, S (UPI, *Football Digest*)

**1986**

**All-Pro (Second Team)**

Leonard Smith, SS (AP, UPI, NEA)  
 Vai Sikahema, PR-KR (AP)

**All-NFC**

Vai Sikahema, PR-KR (*Pro Football Weekly*)  
 Ron Wolfley, Special Teams (PFWA)

**All-Rookie**

Gene Chilton, C (*Pro Football Weekly*)  
 Vai Sikahema, PR-KR (*Pro Football Weekly*)  
 John Lee, K (PFWA, *Pro Football Weekly*)

(All-NFL/Postseason Awards continued on page 416)

*(All-NFL/Postseason Awards continued from page 415)***1987****All-Pro**J.T. Smith, WR (*Pro Football Weekly, Sporting News*)Ron Wolfley, special teams (*Pro Football Weekly*)

Vai Sihakema, KR (AP)

**All-Pro (Second Team)**

Robert Awalt, TE (NEA)

Luis Sharpe, T (UPI)

J.T. Smith, WR (AP, *Sporting News*)**NFL All-Rookie**Robert Awalt, TE (UPI, PFWA, *Pro Football Weekly, Football Digest*)Todd Peat, G (UPI, PFWA, *Pro Football Weekly, Football Digest*)**All-NFC**Leonard Smith, SS (*Football News*)

J.T. Smith, WR (UPI)

**All-NFC (Second Team)**

Neil Lomax, QB (UPI)

**NFL Rookie-of-the-Year**Robert Awalt, TE (*Sporting News*)**NFC Rookie-of-the-Year**

Robert Awalt, TE (UPI)

**1988****All-Pro (Second Team)**

Luis Sharpe, T (AP)

**All-Pro (Honorable Mention)**

Derek Kennard, C (AP)

Freddie Joe Nunn, DE (AP)

Lonnie Young, FS (AP)

**All-NFC**

Luis Sharpe, T (UPI)

**All-NFC (Second Team)**

Freddie Joe Nunn, DE (UPI)

**1989****All-Pro (Second Team)**

Rich Camarillo, P (AP)

**All-NFC**Tim McDonald, S (UPI, *Pro Football Weekly*)Ron Wolfley, special teams (*Pro Football Weekly*)**All-NFC Second Team**

Rich Camarillo, P (UPI)

**All-Rookie**Eric Hill, LB (UPI, *Pro Football Newsweekly, Pro Football Weekly, Football Digest*)Joe Wolf, T (UPI, *Pro Football Newsweekly, Pro Football Weekly, Football Digest*)Jim Wahler, DT (*Pro Football Newsweekly, Pro Football Weekly*)**1990****All-Pro (Second Team)**

Luis Sharpe, T (AP)

Rich Camarillo, P (UPI)

**NFL Rookie-of-the-Year**Johnny Johnson, RB (*Football Digest*)**NFL Offensive Rookie-of-the-Year**Johnny Johnson, RB (*College & Pro Football Newsweekly*)**NFL All-Rookie**Johnny Johnson, RB (UPI, PFWA, *Pro**Football Weekly, College & Pro Football Newsweekly, Football Digest, Football News*)Ricky Proehl, WR (UPI, PFWA, *Pro Football Weekly, College & Pro Football Newsweekly, Football Digest*)

**Current Cardinals Radio Color Analyst Ron Wolfley was selected to the Pro Bowl four times (1986-89) as a special teams player.**

**1991****All-Pro**

Tim McDonald, SS (AP)

**All-Pro (Second Team)**

Tim McDonald, SS (NEA)

**NFL All-Rookie Team**Aeneas Williams, CB (PFWA, *College & Pro Football Newsweekly, Pro Football Weekly, Football News, Football Digest*)**All-NFC**Rich Camarillo, P (UPI, *Pro Football Weekly*)Tim McDonald, SS (*Pro Football Weekly, Football News*)**1992****All-Pro**Rich Camarillo, P (PFWA, *Pro Football Weekly, AP*)

Tim McDonald, SS (NEA)

**All-Pro (Second Team)**

Rich Camarillo, P (NEA)

Tim McDonald, SS (AP, *College & Pro Football Newsweekly*)**All-NFC**

Rich Camarillo, P (UPI)

Johnny Bailey, KR (UPI)

**Golden Toe Award**

Rich Camarillo, P

**1993****All-Pro (Second Team)**Rich Camarillo, P (AP, *College & Pro Football Newsweekly*)**All-NFC**Rich Camarillo, P (UPI, *Football News*)**1994****All-Pro**Aeneas Williams, CB (*Sports Illustrated, USA Today*)Jeff Feagles, P (*USA Today*)**All-Pro (Second Team)**Aeneas Williams, CB (AP, *College & Pro Football Newsweekly, Football Digest*)**All-NFC**Aeneas Williams, CB (*Football News, UPI*)**All-NFC (Second Team)**

Seth Joyner, LB (UPI)

**All-Rookie**Anthony Redmon, G (*Football News, Pro Football Weekly, PFWA*)**1995****All-Pro**Larry Centers, RB (*Sports Illustrated*)Eric Swann, DT (*The Sporting News*)Aeneas Williams, CB (AP, *College & Pro Football Newsweekly, Pro Football Weekly, PFWA, The Sporting News, USA Today*)**All-Pro (Second Team)**Larry Centers, RB (*College & Pro Football Newsweekly*)Jeff Feagles, P (*Football Digest*)Eric Hill, LB (*Football Digest*)Aeneas Williams, CB (*Football Digest*)**All-NFC**Jeff Feagles, P (*Football News, UPI*)Aeneas Williams, CB (*Football News, UPI*)**All-NFC (Second Team)**

Eric Swann, DT (UPI)

**1996****All-Pro**Larry Centers, FB (AP, *Football Digest, Sports Illustrated*)Eric Swann, DT (*College & Pro Football Newsweekly*)Aeneas Williams, CB (*Pro Football Weekly, PFWA*)**All-Pro (Second Team)**Aeneas Williams, CB (*Football Digest*)**All-NFC**Lomas Brown, T (*Football News*)Aeneas Williams, CB (*Football News, UPI*)**All-NFC (Second Team)**

Seth Joyner, LB (UPI)

Simeon Rice, DE (UPI)

Eric Swann, DT (UPI)

**All-Rookie**Simeon Rice, DE (*College & Pro Football Newsweekly, Football News, Pro Football Weekly, PFWA*)Aaron Graham, C (*Pro Football Weekly, PFWA*)**Defensive Rookie-of-the-Year**Simeon Rice, DE (AP, *Pro Football Weekly, PFWA, College & Pro Football Newsweekly*)**NFC Rookie-of-the-Year**

Simeon Rice, DE (UPI)

**1997**

**All-Pro**

Aeneas Williams, CB (AP, *Sports Illustrated*, *Pro Football Weekly*, *The Sporting News*, *Football Digest*, *USA Today*)

Rob Moore, WR (AP, *Sports Illustrated*, *Pro Football Weekly*, *College & Pro Football Weekly*, *Football Digest*)

**All-Pro (Second Team)**

Aeneas Williams, CB (*College & Pro Football Weekly*)

**All-NFC**

Rob Moore, WR (*Pro Football Weekly*)

Aeneas Williams, CB (*Pro Football Weekly*, *Football News*)

**All-Rookie**

Jake Plummer, QB (*Pro Football Weekly*, *College & Pro Football Weekly*, *Football News*)

Mark Smith, DT (*College & Pro Football Weekly*)

**1998**

**All-Pro (Second Team)**

Kwamie Lassiter, FS (*College & Pro Football Weekly*)

**All-Rookie**

Andre Wadsworth, DE (*College & Pro Football Newsweekly*, *Pro Football Weekly*, *Football Digest*)

Corey Chavous, CB (*College & Pro Football Newsweekly*)

**1999**

**All-Pro (Second Team)**

Simeon Rice, DE (AP, *Football Digest*)

**2000**

**All-Pro**

Pat Tillman, S (*Sports Illustrated*)

**All-Pro (Second Team)**

Scott Player, P (*Pro Football Weekly*)

MarTay Jenkins, KR (*Football Digest*)

**All-NFL (First Team)**

Scott Player, P (*Football News*)

**2001**

**All-Pro**

David Boston, WR (*Associated Press*, *Sports Illustrated*, *Pro Football Weekly*, *The Sporting News*)

**All-Pro (Second Team)**

David Boston, WR (*Football Digest*, *College & Pro Football Newsweekly*)

**All-Rookie (First Team)**

Leonard Davis, G (*Pro Football Weekly*, *Football News*)

Arnold Jackson, PR (*Football News*)

**All-NFC (First Team)**

David Boston, WR (*Pro Football Weekly*, *Football News*)

**2003**

**Offensive Rookie-of-the-Year**

Anquan Boldin, WR (*Associated Press*, *Pro Football Weekly*)/PFWA, *Football Digest*)

**Rookie-of-the-Year**

Anquan Boldin, WR (*The Sporting News*, *Sports Illustrated*)

**All-Pro**

Anquan Boldin, WR (*Associated Press*, *Sports Illustrated*, *Pro Football Weekly*, *The Sporting News*)

**All-Rookie (First Team)**

Anquan Boldin, WR (*Pro Football Weekly*)

**2004**

**All-Pro (Second Team)**

Bertrand Berry, DE (*Associated Press*, *College & Pro Football Weekly*)

**All-Conference**

Bertrand Berry, DE (*Pro Football Weekly*)

**All-Rookie**

Karlos Dansby (*Pro Football Weekly*)

Darnell Dockett (*Pro Football Weekly*)

Alex Stepanovich (*Pro Football Weekly*)

**2005**

**All-Pro**

Neil Rackers, K (*Associated Press*, *Sports Illustrated*, *Pro Football Weekly*, *Sporting News*)

**All-Conference**

Neil Rackers, K (*Pro Football Weekly*)

**All-NFL**

Neil Rackers, K (*Associated Press*, *Pro Football Weekly*)

**2006**

**All-Pro (Second Team)**

Adrian Wilson, SS (AP)

**All-NFL**

Adrian Wilson, SS (PFW) (*The Sporting News*)

**All Conference**

Adrian Wilson, SS (PFW)



The Cardinals had two representatives in the 2008 Pro Bowl, DE Darnell Dockett and WR Larry Fitzgerald.



## THE LAST TIME

### RUSHING

#### 200 Yards Rushing

By Cardinals: 214 by LeShon Johnson at New Orleans, Sept. 22, 1996  
By Opponent: 228 by Clinton Portis at Denver, Dec. 29, 2002

#### 150 Yards Rushing

By Cardinals: 165, Marcel Shipp vs. San Francisco, Oct. 26, 2003 (35 att.)  
By Opponent: 173, Shaun Alexander vs. Seattle, Nov. 6, 2005 (23 att.)

#### 100 Yards Rushing

By Cardinals: 102, Edgerrin James, vs. St. Louis, Dec. 30, 2007  
(24 att., TD)  
By Opponent: 116, Frank Gore, vs. San Francisco, Nov. 25, 2007 (21 att.)

#### Two 100-Yard Rushers

By Cardinals: 126 yards, Ottis Anderson/102 yards, Wayne Morris at  
New Orleans, Oct. 5, 1980  
By Opponent: 106 yards, Ahman Green/101 yards, Vernand Morency at  
Green Bay, Oct. 29, 2006

#### Three Rushing Touchdowns

By Cardinals: Marcel Shipp at St. Louis, Dec. 3, 2006 (1, 6, 9 yards)  
By Opponent: Shaun Alexander (4) at Seattle, Sept. 25, 2005 (25, 1, 1, 1 yards)

#### Two Rushing Touchdowns

By Cardinals: Marcel Shipp (3) at St. Louis, Dec. 3, 2006 (1, 6, 9 yards)  
By Opponent: Aaron Stecker at New Orleans, Dec. 16, 2007 (1, 6 yards)

**Quarterback Charley Johnson threw six touch-  
down passes against New Orleans in 1969.**



### PASSING

#### 500 Yards Passing

By Cardinals: 522 by Boomer Esiason at Washington, Nov. 10, 1996-OT  
(35 comp., 59 att.)  
By Opponent: Never happened

#### 400 Yards Passing

By Cardinals: 484 by Kurt Warner vs. San Francisco, Nov. 25, 2007  
(34 comp., 48 att.)  
By Opponent: 417 by Tim Rattay at San Francisco, Oct. 10, 2004  
(38 comp., 57 att.)

#### 300 Yards Passing

By Cardinals: 300 by Kurt Warner vs. St. Louis, Dec. 30, 2007  
(23 comp., 39 att.)  
By Opponent: 315 by Chris Redman vs. Atlanta, Dec. 23, 2007  
(28 comp., 42 att.)

#### Six Touchdown Passes

By Cardinals: Charley Johnson vs. New Orleans, Nov. 2, 1969  
By Opponent: Bob Griese vs. Miami, Nov. 24, 1977

#### Five Touchdown Passes

By Cardinals: Charley Johnson (6) vs. New Orleans, Nov. 2, 1969  
By Opponent: Bob Griese (6) vs. Miami, Nov. 24, 1977

#### Four Touchdown Passes

By Cardinals: Jake Plummer vs. Detroit, Nov. 18, 2001  
By Opponent: Matt Hasselbeck at Seattle, Dec. 9, 2007 (7, 15, 17, 3)

#### Three Touchdown Passes

By Cardinals: Kurt Warner vs. St. Louis, Dec. 30, 2007 (21, 6, 20 yards)  
By Opponent: Matt Hasselbeck at Seattle, Dec. 9, 2007 (7, 15, 17, 3 yards)

### RECEIVING

#### 200 Yards Receiving

By Cardinals: 217, Anquan Boldin at Detroit, Sept. 7, 2003  
(10 receptions, 2 TD)  
By Opponent: 203, Kevin Williams vs. Dallas, Dec. 24, 1995 (9 rec.)

#### 150 Yards Receiving

By Cardinals: 171, Larry Fitzgerald vs. St. Louis, Dec. 30, 2007 (11 rec., 2 TD)  
By Opponent: 162, Eric Johnson at San Francisco, Oct. 10, 2004 (13 rec., TD)

#### 100 Yards Receiving

By Cardinals: 171, Larry Fitzgerald vs. St. Louis, Dec. 30, 2007 (11 rec., 2 TD)  
By Opponent: 141, Roddy White vs. Atlanta, Dec. 23, 2007 (12 rec.), 114,  
Laurent Robinson vs. Atlanta, Dec. 23, 2007 (7 rec., TD)

#### Two 100-Yard Receivers

By Cardinals: 172, Larry Fitzgerald (11 rec.); 140, Anquan Boldin (9 rec.)  
at Minnesota, Nov. 26, 2006  
By Opponent: 141, Roddy White vs. Atlanta, Dec. 23, 2007 (12 rec.), 114,  
Laurent Robinson vs. Atlanta, Dec. 23, 2007 (7 rec., TD)

#### Four Receiving Touchdowns

By Cardinals: J.T. Smith at Washington, Oct. 8, 1989  
By Opponent: Earnest Gray vs. N.Y. Giants, Sept. 7, 1980

#### Three Receiving Touchdowns

By Cardinals: Rob Moore vs. Washington, Dec. 7, 1997 (4, 29, 47 yards)  
By Opponent: Roy Williams at Detroit, Nov. 13, 2005 (7, 21, 29 yards)

#### Two Receiving Touchdowns

By Cardinals: Larry Fitzgerald vs. St. Louis, Dec. 30, 2007 (21, 6 yards)  
By Opponent: Roy Williams vs. Detroit, Nov. 11, 2007 (7, 7 yards)

#### 10 or More Receptions in a Game

By Cardinals: Larry Fitzgerald vs. St. Louis, Dec. 30, 2007  
(11 for 171 yards, 2 TD)  
By Opponent: Roddy White vs. Atlanta, Dec. 23, 2007 (12 for 141 yards)

**COMBOS**

**100-Yard Rusher/100-Yard Receiver**

By Cardinals: Edgerrin James, 102 yards rushing/Larry Fitzgerald, 171 yards receiving vs. St. Louis, Dec. 30, 2007

By Opponent: DeAngelo Williams, 121 yards rushing/Steve Smith, 136 yards receiving vs. Carolina, Oct. 14, 2007.

**100-Yard Rusher/Two 100-Yard Receivers**

By Cardinals: Johnny Johnson, 103 yards rushing/Ernie Jones, 117 yards receiving/Roy Green, 120 yards receiving vs. Green Bay, Nov. 18, 1990

By Opponent: Robert Smith, 117 yards rushing/Cris Carter, 119 yards receiving/Randy Moss, 104 yards receiving at Minnesota, Nov. 12, 2000

**100-Yard Rusher/100-Yard Receiver/300-Yard Passer**

By Cardinals: Edgerrin James, 102 yards rushing/Larry Fitzgerald, 171 yards receiving/Kurt Warner 300 yards passing vs. St. Louis, Dec. 30, 2007

By Opponent: Marshall Faulk, 100 yards rushing/Torry Holt, 145 yards receiving/Marc Bulger 329 yards passing vs. St. Louis, Nov. 23, 2003

**Two 100-Yard Receivers/300-Yard Passer**

By Cardinals: 172, Larry Fitzgerald: 140 Anquan Boldin; 405, Matt Leinart at Minnesota, Nov. 26, 2006.

By Opponent: 141, Roddy White; 114, Laurent Robinson; 315 Chris Redman vs. Atlanta, Dec. 23, 2007

**SCORING**

**Four Total Touchdowns**

By Cardinals: Ronald Moore vs. L.A. Rams, Dec. 5, 1993 (4 rush)

By Opponent: Shaun Alexander at Seattle, Sept. 25, 2005 (4 rush)

**Three Total Touchdowns**

By Cardinals: Marcel Shipp at St. Louis, Dec. 3, 2006 (3 rush)

By Opponent: Roy Williams at Detroit, Nov. 13, 2005 (3 rec.)

**Two-Point Conversion**

By Cardinals: Obafemi Ayanbadejo run at San Francisco, Dec. 4, 2005

By Opponent: Kellen Winslow reception vs. Cleveland, Dec. 2, 2007

**Safety**

By Cardinals: Gerald Hayes blocked Donnie Jones punt out of end zone vs. Seattle, Oct. 24, 2004. Ball goes out of the endzone.

By Opponent: Mitch Berger pushed out of endzone at Seattle, Dec. 9, 2007.

**KICKING**

**Six Field Goals**

By Cardinals: Neil Rackers vs. San Francisco, Oct. 2, 2005 (40, 45, 48, 23, 43, 24 yards)

By Opponent: Has Never Happened

**Five Field Goals**

By Cardinals: Neil Rackers vs. San Francisco, Oct. 2, 2005 (40, 45, 48, 23, 43, 24 yards)

By Opponent: Morten Andersen at Atlanta, Oct. 1, 2006 (34, 40, 36, 26, 28 yards)

**Four Field Goals**

By Cardinals: Neil Rackers at San Francisco, Dec. 24, 2006 (25, 39, 37, 32 yards)

By Opponent: John Kasay vs. Carolina, Oct. 14, 2007 (33, 43, 24, 45 yards)

**Three Field Goals**

By Cardinals: Neil Rackers vs. Atlanta, Dec. 23, 2007 (32, 29, 31 yards)

By Opponent: John Kasay vs. Carolina, Oct. 14, 2007 (33, 43, 24, 45 yards)

**Missed Point-After-Touchdown**

By Cardinals: Neil Rackers at Washington, Oct. 21, 2007 (blocked)

By Opponent: Josh Brown vs. Seattle, Nov. 6, 2005 (blocked)



**Quarterback Kurt Warner threw for a career-high 484 yards vs. San Francisco on Nov. 25, 2007. It was the second-highest yardage total in franchise history.**

**Blocked Punt**

By Cardinals: Sean Morey vs. Seattle, Sept. 16, 2007 (Ryan Plackemeier punt)

By Opponent: DeDe Dorsey at Cincinnati, 11/18/07 (Mike Barr punt)

**Blocked Punt Return For Touchdown**

By Cardinals: Tommy Bennett at Washington, Sept. 14, 1997 (Matt Turk punt, blocked by J.J. McCleskey, recovered by Bennett in end zone)

By Opponent: DeDe Dorsey at Cincinnati, 11/18/07 (Mike Barr punt, returned 19 yards)

**Blocked Field Goal Attempt**

By Cardinals: Calvin Pace at Seattle, Sept. 17, 2006 (Josh Brown 30-yard attempt)

By Opponent: Adam Carriker vs. St. Louis, Oct. 7, 1999 (Neil Rackers 39-yard attempt)

**Blocked Field Goal Attempt For Touchdown**

By Cardinals: Aeneas Williams (Seth Joyner block) at Carolina, Nov. 19, 1995, 72 yards (John Kasay kick)

By Opponent: Mike Bass (Verlon Biggs block) at Washington, Sept. 24, 1972, 32 yards (Jim Bakken kick)

**RETURNS**

**Punt Return For Touchdown**

By Cardinals: Steve Breaston vs. Pittsburgh, Sept. 30, 2007, 73 yards (Daniel Sepulveda punt)

By Opponent: Yamon Figurs at Baltimore, Sept. 23, 2007, 75 yards (Mike Barr punt)

**Kickoff Return For Touchdown**

By Cardinals: J.J. Arrington at Minnesota, Nov. 26, 2006, 99 yards (Ryan Longwell kickoff)

By Opponent: Antonio Brown vs. Washington Redskins, Dec. 11, 2005, 91 yards (Nick Novak kickoff)

**Interception Return For Touchdown**

By Cardinals: Antrel Rolle vs. St. Louis, Dec. 30, 2007 (47 yards, Marc Bulger pass), Gerald Hayes vs. St. Louis, Dec. 30, 2007 (30 yards, Gus Ferrotte pass).

By Opponent: Oshiomogho Atogwe vs. St. Louis, Dec. 30, 2007 (52 yards, Kurt Warner pass).

**Fumble Return For Touchdown**

By Cardinals: Antonio Smith vs. Denver, Dec. 17, 2006, 4 yards (Tatum Bell fumble)

By Opponent: Tully Banta-Cain vs. San Francisco, Nov. 25, 2007, recovered in end zone (Kurt Warner fumble)

*(The Last Time continued on page 420)*



*(The Last Time continued from page 419)*

## DEFENSE

### Four Interceptions

By Cardinals: Kwame Lassiter vs. San Diego, Dec. 27, 1998  
By Opponent: Never has happened

### Three Interceptions

By Cardinals: Antrel Rolle at Cincinnati, Nov. 18, 2007  
By Opponent: Marcus Trulant at Seattle, Dec. 9, 2007

### Two Interceptions

By Cardinals: Antrel Rolle vs. St. Louis, Dec. 30, 2007  
By Opponent: Marcus Trulant at Seattle, Dec. 9, 2007

### Two Interceptions By Teammates

By Cardinals: At Washington, Oct. 16, 1994 (Aeneas Williams and James Williams)  
By Opponent: At Baltimore, Nov. 16, 1978 (Bobby Boyd and Lenny Lyles)

### Four Quarterback Sacks

By Cardinals: Bertrand Berry vs. New York Giants, Nov. 14, 2004  
By Opponent: Never has happened

### Three Quarterback Sacks

By Cardinals: Bertrand Berry at Oakland, Oct. 22, 2006  
By Opponent: Patrick Kearney at Seattle, Dec. 9, 2007

### Two QB Sacks By Teammates

By Cardinals: vs. Philadelphia, Dec. 24, 2005 (Adrian Wilson and Chike Okefor)  
By Opponent: vs. New England, Sept. 19, 2004 (Rodney Harrison and Willie McGinest)

### Two Opponent Fumble Recoveries

By Cardinals: Renaldo Hill at Carolina, Oct. 6, 2002  
By Opponent: Rod Coleman at Atlanta, Oct. 1, 2006

## TEAM SCORING

### 50 Points Scored By Team

By Cardinals: St. Louis 56 at Minnesota 14, Oct. 6, 1963  
By Opponent: At San Francisco 50, Arizona 14, Dec. 7, 2003

### 40 Points Scored

By Cardinals: At Arizona 48, St. Louis 19, Dec. 30, 2007  
By Opponent: At Seattle 42, Arizona 21, Dec. 9, 2007

### 20 First-Quarter Points

By Cardinals: 21 vs. San Francisco, Sept. 10, 2006  
By Opponent: 21 at Denver, Dec. 29, 2002

### 20 Second-Quarter Points

By Cardinals: 21 vs. St. Louis, Dec. 30, 2007  
By Opponent: 24 at Houston, Dec. 18, 2005

### 20 Third-Quarter Points

By Cardinals: 20 vs. N.Y. Giants, Dec. 15, 1974  
By Opponent: 21 at New York Giants, Sept. 11, 2005

### 20 Fourth-Quarter Points

By Cardinals: 22 at St. Louis, Nov. 20, 2005  
By Opponent: 21 at Buffalo, Oct. 31, 2004

### 30 One-Half Points

By Cardinals: 31 in second half vs. Detroit, Nov. 18, 2001  
By Opponent: 35 in second half at New York Giants, Sept. 11, 2005

### Score Touchdown In Each Quarter

By Cardinals: at St. Louis, Dec. 3, 2006 (7, 10, 7, 10 points)  
By Opponent: vs. San Francisco, Nov. 25, 2007 (7, 10, 7, 7 points)



**Cornerback Antrel Rolle intercepted three Cincinnati passes Nov. 18, 2007, returning two of them for touchdowns.**

## OFFENSE

### 500 Yards Total Offense

By Cardinals: 552 vs. San Francisco, Nov. 25, 2007  
By Opponent: 520 vs. Oakland, Nov. 24, 2002

### No Sacks/No Interceptions Allowed

By Cardinals: vs. Atlanta, Dec. 23, 2007  
By Opponent: vs. Dallas, Nov. 12, 2006

## DEFENSE

### Shutout

By Cardinals: At Arizona 19, N.Y. Giants 0, Dec. 12, 1992  
By Opponent: vs. Seattle 38, Cardinals 0, Sept. 14, 2003

### Shutout At Home

By Cardinals: Cardinals 19, N.Y. Giants 0, Dec. 12, 1992  
By Opponent: at New England 31, Cardinals 0, Sept. 15, 1996

### Shutout On The Road

By Cardinals: Cardinals 38, at Dallas 0, Nov. 16, 1970  
By Opponent: vs. Seattle, 38, Cardinals 0, Sept. 14, 2003

## MISCELLANEOUS

### Overtime Win At Home

By Cardinals: Dec. 23, 2007 vs. Atlanta, 30-27  
By Opponent: Oct. 10, 2004 at San Francisco, 31-28 OT

### Overtime Win On The Road

By Cardinals: Dec. 2, 2001 at Oakland, 34-31  
By Opponent: Nov. 25, 2007 vs. San Francisco, 37-31 OT

### 10 Or More Penalties

By Cardinals: 10, Dec. 16, 2007 at New Orleans (78 yards)  
By Opponent: 10, Dec. 23, 2007 vs. Atlanta (74 yards)

### Tie Game

By Cardinals: Dec. 7, 1986 at Philadelphia, 10-10

### Over 40:00 Time of Possession (Non-OT)

By Cardinals: 41:31 vs. Cincinnati, Dec. 18, 1994  
By Opponent: 43:07 at Tampa Bay, Nov. 4, 2007

DRAFT HISTORY

CARDINAL FIRST-ROUND DRAFT CHOICES

Year	Player (overall pick)	Position	School	Year	Player (overall pick)	Position	School
2008	Dominique Rodgers-Cromartie (16)	CB	Tennessee State	1971	Norm Thompson (17)	DB	Utah
2007	Levi Brown (5)	T	Penn State	1970	Larry Stegert (8)	RB	Texas A&M
2006	Matt Leinart (10)	QB	Southern California	1969	Roger Wehrli (19)	DB	Missouri
2005	Antrel Rolle (8)	CB	Miami (Fla.)	1968	MacArthur Lane (13)	RB	Utah State
2004	Larry Fitzgerald (3)	WR	Pittsburgh	1967	Dave Williams (16)	WR	Washington
2003	Bryant Johnson (17)	WR	Penn State	1966	Carl McAdams (8)	LB	Oklahoma
	Calvin Pace (18)	DE	Wake Forest	1965	Joe Namath (12)	QB	Alabama
2002	Wendell Bryant (12)	DT	Wisconsin	1964	Ken Kortas (9)	T	Louisville
2001	Leonard Davis (2)	T	Texas	1963	Jerry Stovall (2)	HB	Louisiana State
2000	Thomas Jones (7)	RB	Virginia		Don Brumm (13)	E	Purdue
1999	David Boston (8)	WR	Ohio State	1962	Fate Echols (6)	T	Northwestern
	L.J. Shelton (21)	T	Eastern Michigan		Irv Goode (12)	C	Kentucky
1998	Andre Wadsworth (3)	DE	Florida State	1961	Ken Rice (8)	T	Auburn
1997	Tom Knight (9)	CB	Iowa		George Izo (2)	QB	Notre Dame
1996	Simeon Rice (3)	DE	Illinois	1959	Billy Stacy (3)	B	Mississippi State
1995	Traded			1958	King Hill (bonus choice)	QB	Rice
1994	Jamir Miller (10)	OLB	UCLA		John David Crow (1)	B	Texas A&M
1993	Garrison Hearst (3)	RB	Georgia	1957	Jerry Tubbs (9)	C	Oklahoma
	Ernest Dye (18)	T	South Carolina	1956	Joe Childress (6)	B	Auburn
1992	Traded			1955	Max Boydston (1)	E	Oklahoma
1991	Eric Swann (6)	DL	None	1954	Lamar McHan (1)	QB	Arkansas
1990	None			1953	Johnny Olszewski	B	California
1989	Eric Hill (10)	LB	Louisiana State	1952	Ollie Matson (2)	B	San Francisco
	Joe Wolf (17)	OL	Boston College	1951	Jerry Groom (5)	C	Notre Dame
1988	Ken Harvey (12)	OLB	California	1950	Choice to L.A. Rams		
1987	Kelly Stouffer (6)	QB	Colorado State	1949	Bill Fischer	G	Notre Dame
1986	Anthony Ball (5)	LB	Michigan State	1948	Jim Spavital	B	Oklahoma State
1985	Freddie Joe Nunn (18)	LB	Mississippi	1947	DeWitt "Tex" Coulter (6)	T	Army
1984	Clyde Duncan (17)	WR	Tennessee	1946	Dub Jones (1)	B	Tulane
1983	Leonard Smith (17)	CB	McNeese State	1945	Charley Trippi (1)	B	Georgia
1982	Luis Sharpe (16)	T	UCLA	1944	Pat Harder (2)	B	Wisconsin
1981	E.J. Junior (5)	LB	Alabama	1943	Glenn Dobbs (3)	B	Tulsa
1980	Curtis Greer (6)	DE	Michigan	1942	Steve Lach (4)	G	Duke
1979	Ottis Anderson (8)	RB	Miami (Fla.)		Lloyd Chatham (14)	B	Auburn
1978	Steve Little (15)	P/K	Arkansas	1941	John Kimbrough (2)	B	Texas A&M
1978	Ken Greene (19)	DB	Washington State	1940	George Cafego (1)	B	Tennessee
1977	Steve Pisarkiewicz (19)	QB	Missouri	1939	Ki Aldrich (1)	C	Texas Christian
1976	Mike Dawson (22)	DT	Arizona	1938	Jack Robbins (5)	B	Arkansas
1975	Tim Gray (21)	CB	Texas A&M		Milt Popovich (15)	B	Montana
1974	J.V. Cain (7)	TE	Colorado	1937	Ray "Buzz" Buiuid (3)	B	Marquette
1973	Dave Butz (5)	DT	Purdue	1936	Jim Lawrence (5)	B	Texas Christian
1972	Bobby Moore (4)	WR	Oregon				

Round - Name, Position, School (Overall)

2008

- Dominique Rodgers-Cromartie, CB, Tennessee State (16)
- Calais Campbell, DE, Miami (FL) (50)
- Early Doucet, WR, LSU (81)
- Kenny Iwebema, DE, Iowa (116)
- Tim Hightower, RB, Richmond (149)
- Chris Harrington, LB, Texas A&M (185)
- Brandon Keith, T, Northern Iowa (225)

2007

- Levi Brown, T, Penn State (5)
- Alan Branch, DT, Michigan (33)
- Buster Davis, LB, Florida State (69)
- None
- Steve Breaston, WR, Michigan (142)
- None
- Ben Patrick, TE, Delaware (215)

2006

- Matt Leinart, QB, Southern California (10)
- Deuce Lutui, G, Southern California (41)
- Leonard Pope, TE, Georgia (72)
- Gabe Watson, DT, Michigan (107)
- Brandon Johnson, OLB, Louisville (142)
- Jonathan Lewis, DT, Virginia Tech (177)
- Todd Watkins, WR, Brigham Young (218)

2005

- Antrel Rolle, CB, Miami (FL) (8)
- J.J. Arrington, RB, California (44)
- Eric Green, CB, Virginia Tech (75)
- Darryl Blackstock, LB, Virginia (95)

- Elton Brown, G, Virginia (111)
- Lance Mitchell, LB, Oklahoma (168)
- LeRon McCoy, WR, Indiana (PA) (226)

2004

- Larry Fitzgerald, WR, Pittsburgh (3)
- Karlos Dansby, LB, Auburn (33)
- Darnell Dockett, DT, Florida State (64)
- Alex Stepanovich, C, Ohio State (100)
- Antonio Smith, DE, Oklahoma State (135)
- Nick Leckey, G, Kansas State (167)
- John Navarre, QB, Michigan (202)

2003

- Bryant Johnson, WR, Penn State (17)
- Calvin Pace, DE, Wake Forest (18)
- Anquan Boldin, WR, Florida State (54)
- Gerald Hayes, LB, Pittsburgh (70)
- None
- Kenny King, DE, Alabama (141)
- Reggie Wells, T, Clarion (177)
- Tony Gilbert, LB, Georgia (210)
- Traded to Detroit for WR Larry Foster

2002

- Wendell Bryant, DT, Wisconsin (12)
- Lavar Fisher, LB, N. Carolina State (49)
- Josh McCown, QB, Sam Houston St. (81)
- Dennis Johnson, DE, Kentucky (98)
- Nate Dwyer, DT, Kansas (113)
- Jason McAddley, WR, Alabama (149)
- Josh Scobey, RB, Kansas State (185)
- Mike Banks, TE, Iowa State (223)

2001

- Leonard Davis, T, Texas (2)
- Kyle Vanden Bosch, DE, Nebraska (34)
- Michael Stone, CB, Memphis (54)
- Adrian Wilson, S, North Carolina State (64)
- Bill Gramatica, C, South Florida (98)
- Marcus Bell, DT, Memphis (123)
- Mario Fatalehi, DT, Kansas State (133)
- Booby Newcomb, WR, Nebraska (166)
- Renaldo Hill, CB, Michigan State (202)
- Tevita Oluhangaue, TE, Brigham Young (246)

2000

- Thomas Jones, RB, Virginia (7)
- Ray Thompson, OLB, Tennessee (41)
- Darwin Walker, DT, Tennessee (71)
- David Barrett, CB, Arkansas (102)
- Mao Tosi, DL, Idaho (136)
- Jay Tant, TE, Northwestern (164)
- Jabari Issa, DL, Washington (176)
- Sekou Sanyika, OLB, California (215)

1999

- David Boston, WR, Ohio State (8)
- L.J. Shelton, T, Eastern Michigan (21)
- Johnny Rutledge, LB, Florida (51)
- Thomas Burke, DE, Wisconsin (83)
- Joel Makovicka, FB, Nebraska (116)
- Paul Scott, C, Arizona (188)
- Coby Rhinehart, CB, S. Methodist (190)
- Melvin Bradley, LB, Arkansas (202)
- Dennis McKinley, FB, Mississippi St. (206)
- Chris Greisen, QB, N.W. Missouri St. (239)

(Draft History continued on page 422)

*(Draft History continued from page 421)***1998**

1. Andre Wadsworth, DE, Florida State (3)
2. Corey Chavous, DB, Vanderbilt (33)
3. Anthony Clement, T, S.W. Louisiana (36)
4. Michael Pittman, RB, Fresno State (95)
5. Terry Hardy, TE, Southern Mississippi (125)
6. Zack Walz, LB, Dartmouth (158)
- 7a. Phil Savoy, WR, Colorado (193)
- 7b. Jomo Cousins, DE, Florida A&M (209)
- 7c. Pat Tillman, LB/DB, Arizona State (226)
- 7d. Ron James, FB, Missouri (233)

**1997**

1. Tom Knight, CB, Iowa (9)
2. Jake Plummer, QB, Arizona State (42)
3. Ty Howard, CB, Ohio State (84)
4. Chris Dishman, OL, Nebraska (106)
5. Chad Carpenter, WR, Washington State (139)
- 6a. Rod Brown, FB, North Carolina State (175)
- 6b. Tony McCombs, LB, Eastern Kentucky (188)
7. Mark Smith, DE, Auburn (212)

**1996**

1. Simeon Rice, DE, Illinois (3)
2. Leeland McElroy, RB, Texas A&M (32)
3. Johnny McWilliams, TE, S. California (64)
4. Aaron Graham, C, Nebraska (112)
- 5a. James Dexter, T, South Carolina (137)
- 5b. Harry Stamps, T, Oklahoma (161)
- 5c. Dall McGee, CB, Auburn (162)
6. Mike Foley, DT, New Hampshire (169)
7. Janus Hayes, TE, North Alabama (212)

**1995**

1. Traded to Jets for Rob Moore, WR
2. Frank Sanders, WR, Auburn (47)
3. Stone Casey, QB, New Mexico (80)
4. Traded to Jets for Rob Moore, WR
- 5a. Cedric Davis, CB, Tennessee State (150)
- 5b. Lance Scott, C, Utah (165)
- 5c. Tito Paul, DB, Ohio State (167)
6. Anthony Bridges, CB, North Texas State (205)
- 7a. Billy Williams, WR, Tennessee (212)
- 7b. Wesley Leavy, LB, Mississippi State (224)
- 7c. Chad Eaton, DT, Washington State (241)

**1994**

1. Jamir Miller, OLB, UCLA (10)
2. Chuck Levy, RB, Arizona (38)
3. Rich Braham, G, West Virginia (76)
- 3b. Eric England, DE, Texas A&M (89)
- 4a. Perry Carter, CB, Southern Mississippi (107)
- 4b. John Reece, CB, Nebraska (113)
- 4c. Terry Irving, OLB, McNeese State (115)
5. Anthony Redmon, G, Auburn (139)
6. Terry Samuels, TE, Kentucky (172)
7. Frank Harvey, FB, Georgia (204)

**1993**

- 1a. Garrison Hearst, RB, Georgia (3)
- 1b. Ernest Dye, T, South Carolina (18)
2. Ben Coleman, T, Wake Forest (32)
4. Ronald Moore, RB, Pittsburg State (Kan.) (87)
6. Brett Wallerstedt, LB, Arizona State (143)
7. Will White, S, Florida (172)
- 8a. Chadrick Brown, DE, Mississippi (199)
- 8b. Stevie Anderson, WR, Grambling State (215)

**1992**

1. Traded to Miami Dolphins Sept. 3, 1991 for Randal Hill, WR
2. Tony Sacca, QB, Penn State (46)
3. Ed Cunningham, C, Washington (61)
- 4a. Jeff Christy, OL, Pittsburgh (91)
- 4b. Michael Bankston, NG, Sam Houston St. (100)
5. Traded to New Orleans Saints with G Derek Kennard for Robert Massey, CB
6. Brian Brauninger, T, Oklahoma (146)
7. Derek Ware, TE, Central State (OK) (175)
8. Eric Blount, WR, North Carolina (202)
- 9a. David Henson, NG, Arkansas Central (229)
- 9b. Tyrone Williams, WR, Western Ontario (239)
10. Reggie Yarbrough, FB, Calif. St.-Fullerton (259)
11. Rob Baxley, T, Iowa (286)
12. Lance Wilson, NG, Texas (313)

**1991**

1. Eric Swann, DL, None (6)
2. Mike Jones, DT, North Carolina State (32)
3. Aeneas Williams, CB, Southern (59)

4. Dexter Davis, CB, Clemson (86)
5. Vance Hammond, DT, Clemson (117)
6. Ed Vega, T, Memphis State (144)
7. Ivory Lee Brown, RB, Arkansas-Pine Bluff (171)
- 8a. Greg Amsher, RB, Tennessee (198)
- 8b. Jerry Evans, TE, Toledo (204)
- 8c. Scott Evans, DE, Oklahoma (209)
9. None
10. Herbie Anderson, CB, Texas A&I (255)
11. Nathan LaDuke, S, Arizona State (282)
12. Jeff Bidewell, QB, California-Davis (309)

**1990**

1. None. (Exercised in July, 1989 supplemental draft for Timm Rosenbach, QB)
2. Anthony Thompson, RB, Indiana (31)
3. Ricky Proehl, WR, Wake Forest (58)
4. Travis Davis, DL, Michigan State (65)
5. Larry Centers, RB, Stephen F. Austin (115)
6. Tyrone Shavers, WR, Lamar (142)
7. Johnny Johnson, RB, San Jose State (169)
8. Mickey Washington, CB, Texas A&M (199)
9. David Barava, LB, Syracuse (225)
10. David Elle, TE, South Dakota (252)
- 11a. Dempsey Norman, WR, St. Francis (IL) (282)
- 11b. Donnie Riley, RB, Central Michigan (309)
- 12b. Ken McMichel, LB, Oklahoma (339)

**1989**

- 1a. Eric Hill, LB, Louisiana State (10)
- 1b. Joe Wolf, OL, Boston College (17)
2. Walter Reeves, TE, Auburn (40)
3. Mike Zandofsky, OL, Washington (67)
4. Jim Wahler, DL, UCLA (94)
- 5a. Richard Tardis, CB, Georgia (123)
- 5b. David Edeen, DE, Wyoming (128)
6. Jay Taylor, CB, San Jose State (150)
7. Rickey Royal, CB, Sam Houston State (177)
8. John Burch, RB, Tennessee-Martin (207)
9. Kendall Trainor, K, Arkansas (234)
10. Chris Becker, P, Texas Christian (261)
11. Jeff Hunter, DE, Albany State (GA) (291)
12. Todd Nelson, OL, Wisconsin (318)

**1988**

1. Ken Harvey, OLB, California (12)
2. Tony Jeffery, RB, Texas Christian (38)
3. Tom Tupa, OLB, Ohio State (68)
4. Michael Brim, CB, Virginia Union (95)
- 5a. Chris Gaines, ILB, Vanderbilt (120)
- 5b. Tony Jordan, RB, Texas A&M (132)
6. Jon Phillips, G, Oklahoma (148)
7. Ernie Jones, WR, Indiana (179)
8. Tim Moore, OLB, Michigan State (206)
9. Scott Dill, G, Memphis State (233)
10. Andy Schilling, WR, Miami (OH) (260)
11. Keith McCoy, DB, Fresno State (291)
12. Chris Carter, S, Louisiana State (318)

**1987**

1. Kelly Stouffer, QB, Colorado State (6)
2. Tim McDonald, DB, Southern California (34)
- 3a. Robert Awallt, TE, San Diego State (62)
- 3b. Colin Scotts, DE, Hawaii (70)
4. Rod Saddler, DT, Texas A&M (90)
- 5a. George Swann, RB, Miami (OH) (118)
- 5b. John Bruno, P, Penn State (126)
- 5c. Ili Jarostchuk, LB, New Hampshire (127)
6. Mark Gatalczyk, DT, Western Michigan (146)
- 7a. Tim Peoples, DB, Washington (174)
- 7b. William Harris, TE, Bishop (TX) (185)
8. Steve Alvord, DT, Washington (201)
9. Wayne Davis, LB, Alabama (229)
10. Charles Wright, DB, Tulsa (257)
11. Todd Peat, G, Northern Illinois (285)

**1986**

1. Anthony Bell, LB, Michigan State (5)
2. John Lee, K, UCLA (32)
3. Gene Chilton, C, Texas (59)
4. Carl Carter, CB, Texas Tech (69)
5. Jeff Tupper, DE, Oklahoma (116)
7. Eric Swanson, WR, Tennessee (170)
8. Ray Brown, OL, Arkansas State (201)
9. Kent Kalentzis, S, Hawaii (227)
- 10a. Vai Sikahema, FB, Brigham Young (254)
- 10b. Wes Smith, WR, East Texas State (255)
11. Wayne Dillard, LB, Alcorn State (281)
12. Kent Austin, QB, Mississippi (312)

**1985**

1. Freddie Joe Nunn, LB, Mississippi (18)
2. Scott Bergold, T, Wisconsin (51)
3. Lance Smith, G, Louisiana State (72)
4. Ron Dutton, RB, West Virginia (104)
- 5a. K.D. Wynn, TE, Clemson (116)
- 5b. Louis Wong, T, Brigham Young (131)
6. Jay Novacek, WR, Wyoming (158)
8. Rob Monaco, T, Vanderbilt (212)
9. Scott Williams, TE, Georgia (244)
10. Dennis Williams, RB, Furman (271)
11. Rocky Anderson, K, Vanderbilt (298)
12. Lonnie Young, DB, Michigan State (325)

**1984**

1. Clyde Duncan, WR, Tennessee (17)
2. Doug Dawson, G, Texas (45)
3. Rick McIvor, QB, Texas (80)
4. Martin Bayless, S, Bowling Green (101)
- 5a. Jeff Leiding, LB, Texas (129)
- 5b. John Goode, TE, Youngstown State (136)
6. Rod Clark, LB, Southwest Texas State (157)
7. Quentin Walker, RB, Virginia (185)
- 8a. Falaniko Noga, LB, Hawaii (201)
- 8b. Bob Pauling, K, Clemson (213)
9. John Walker, RB, Texas (241)
10. Mark Smythe, DT, Indiana (269)
11. Kyle Mackay, CB, East Texas State (296)
12. Paul Parker, G, Oklahoma (325)

**1983**

1. Leonard Smith, CB, McNeese State (17)
2. Cedric Mack, CB, Baylor (44)
3. Ramsey Dardar, DT, Louisiana State (71)
- 4a. Mark Duda, DT, Maryland (96)
- 4b. Lionel Washington, DB, Tulane (103)
5. Steve Bird, WR, Eastern Kentucky (130)
6. George Schmitt, CB, Delaware (157)
7. Carlos Scott, C, Texas (184)
8. Bob Harris, S, Auburn (211)
9. Otis Brown, RB, Jackson State (242)
10. Tim Lucas, LB, California (269)
11. Aaron Williams, RB, Washington (296)
12. James Lane, LB, Alabama State (323)

**1982**

1. Luis Sharpe, T, UCLA (16)
2. David Galloway, DE, Florida (39)
- 3a. Benny Perrin, DB, Alabama (65)
- 3b. Rusty Guilbeau, DE, McNeese State (73)
4. Tootie Robbins, T, East Carolina (90)
- 5a. Vance Bedford, DB, Texas (119)
- 5b. Earl Ferrell, RB, E. Tennessee State (125)
6. Craig Shaffer, LB, Indiana State (150)
7. Bob Sebro, T, Colorado (178)
8. Chris Lindstrom, DT, Boston University (205)
9. Darrell Dailley, LB, Maryland (232)
10. Eddie McCall, TE, Western Carolina (259)
11. James Williams, DE, North Carolina A&T (290)
12. Bob Altha, K, Ohio State (317)

**1981**

1. Neil Junior, LB, Alabama (5)
2. Neil Lomax, QB, Portland State (33)
3. Jeff Griffin, DB, Utah (61)
4. Steve Rhodes, WR, Oklahoma (88)
5. John Gillen, LB, Illinois (116)
6. Dave Ahrens, LB, Wisconsin (143)
7. Kevin Donnalley, DB, North Dakota State (171)
8. Mike Fisher, WR, Baylor (199)
9. Stump Mitchell, RB, Citadel (226)
- 10a. James Mallard, WR, Alabama (253)
- 10b. Jim Joiner, WR, Miami (263)
11. Mike Sherrod, TE, Illinois (281)
12. Joe Adams, G, Nebraska (309)

**1980**

1. Curtis Greer, DE, Michigan (6)
2. Doug Marsh, TE, Michigan (33)
- 3a. John Sinnott, FB, Brown (60)
- 3b. Charles Baker, LB, New Mexico (81)
4. Rusty Lusch, QB, Notre Dame (89)
5. (Traded to Kansas City)
6. Bill Acers, DT, Texas (142)
7. Ben Avera, LB, Arizona State (171)
- 8a. Dupree Branch, DB, Colorado State (198)
- 8b. Grant Hudson, DT, Virginia (211)
9. Starford Mays, DE, Washington (225)
10. Rush Brown, DT, Ball State (255)
11. Deincy Brown, DB, Houston (282)
12. Tyne Gray, WR, Washington State (309)

## CLUB HISTORY

### 1979

- Ottis Anderson, RB, Miami (8)
- Theotis Brown, RB, UCLA (35)
- Calvin Favron, LB, Southeast Louisiana (46)
- Joe Bostic, T, Clemson (64)
- Roy Green, WR, Henderson State (89)
- Steve Henry, DB, Emporia State (118)
- Mark Bell, WR, Colorado State (130)
- Thomas Lott, RB, Oklahoma (144)
- Kirk Gibson, WR, Michigan State (173)
- Larry Miller, LB, Brigham Young (199)
- Bob Rozier, DE, California (228)
- Jerry Holloway, TE, Western Illinois (255)
- Nate Henderson, T, Florida State (283)
- Rick McBride, LB, Georgia (309)

### 1978

- Steve Little, P/K, Arkansas (15)
- Ken Greene, DB, Washington State (19)
- John Barefield, LB, Texas A&I (42)
- Doug Greene, DB, Texas A&I (69)
- George Collins, G, Georgia (96)
- Jim Childs, WR, Calif. Poly-San Luis Obispo (97)
- Earl Carr, RB, Florida (124)
- Jack Williams, DE, Bowling Green (151)
- Dave Stief, WR, Portland State (181)
- Joe Mosley, TE, Central State (OH) (235)
- Randy Gill, LB, San Jose State (265)
- Anthony Clay, LB, South Carolina State (319)

### 1977

- (Traded to Atlanta)
- Steve Pisarikewicz, QB, Missouri (19)
- George Franklin, RB, Texas A&I (47)
- Kurt Allenman, LB, Penn State (78)
- Terrell Middleton, RB, Memphis State (80)
- (Traded to Cincinnati)
- Ernest Lee, DT, Texas (131)
- Andy Spiva, LB, Tennessee (135)
- (Traded to Philadelphia)
- (Traded to Cleveland)
- Eric Williams, LB, Southern California (216)
- Johnny Jackson, DT, Southern (243)
- Jim LeJay, WR, San Jose State (270)
- Greg Lee, DB, Western Illinois (301)
- Rick Fenlaw, LB, Texas (328)

### 1976

- Mike Dawson, DT, Arizona (22)
- Traded To Buffalo
- Brod Oates, T, Brigham Young (62)
- Pat Tiley, WR, Louisiana Tech (114)
- Wayne Morris, RB, Southern Methodist (141)
- Traded to San Francisco
- Phil Rogers, RB, Virginia Tech (208)
- Randall Burks, WR, S.E. Oklahoma State (233)
- Traded to Denver
- Randy Walker, RB, Bethune-Cookman (285)
- Marty Atkins, S, Texas (315)
- Traded to Miami
- Greg Brewton, T, Michigan State (369)
- Raymond Croser, DE, Abilene Christian (399)
- Lee Nelson, S, Florida State (420)
- Cecil Beard, WR, Fisk (453)
- Dan Myers, S, Georgia Tech (483)

### 1975

- Tim Gray, CB, Texas A&M (21)
- Jim Germany, RB, New Mexico State (46)
- Traded to San Francisco
- Traded to New Orleans
- Harvey Goodman, T, Colorado (124)
- Larry Jameson, DT, Indiana (152)
- Steve Beard, RB, Baylor (177)
- John Adams, DT, West Virginia (188)
- Louis Lauriano, CB, Long Beach State (202)
- Traded to San Francisco
- Mike McGraw, LB, Wyoming (255)
- Jerry Latin, RB, Northern Illinois (280)
- Ben Jones, WR, Louisiana State (306)
- Steve Lindgren, DT, Hamline (MN) (333)
- Ritch Bahe, WR, Nebraska (358)
- Ron Franklin, DT, Boise State (386)
- Mark Miller, WR, Missouri (411)
- Ken Monroe, RB, Indiana State (436)

### 1974

- J.V. Cain, TE, Colorado (7)
- Greg Kindle, T, Tennessee State (33)
- Steve George, T, Houston (60)
- Dunwood Keeton, DB, Oklahoma (85)
- Ike Harris, WR, Iowa State (91)

- Steve Neils, LB, Minnesota (111)
- Traded to N.Y. Jets
- Traded to Cleveland
- Sergio Albert, K, U.S. International (189)
- Reggie Harrison, RB, Cincinnati (215)
- Greg Hartle, LB, Newberry (SC) (251)
- Traded to N.Y. Jets
- Roger Wallace, WR, Bowling Green (293)
- Jimmy Poulos, RB, Georgia (319)
- Charles Smith, RB, Yankee (SD) (345)
- Vincent Ancell, DB, Arkansas State (371)
- Alonzo Emery, RB, Arizona State (397)
- John Moseley, DB, Missouri (423)

### 1973

- Dave Butz, DT, Purdue (5)
- Gary Keithley, QB, Texas-El Paso (45)
- Fred Sturt, G, Bowling Green (59)
- Terry Metcalf, RB, Long Beach State (63)
- Traded to San Diego
- Tom Brahaney, C, Oklahoma (109)
- Dwayne Crump, DB, Fresno State (137)
- Paul Andra, DB, Washington (148)
- Ken Jones, T, Oklahoma (164)
- Ken Garrett, RB, Wake Forest (188)
- Ken King, LB, Kentucky (213)
- Bonnie Sloan, DT, Austin-Peay (242)
- Dan Sanspree, DE, Auburn (267)
- Dean Unruh, T, Oklahoma (292)
- Ed Robinson, DB, Lamar (317)
- Dan Pfeiffer, G, Southeast Missouri State (348)
- Mel Parker, LB, Duke (371)
- Jim Hann, LB, Montana (395)
- Eric Crone, QB, Harvard (421)

### 1972

- Bobby Moore, WR, Oregon (4)
- Mark Arneson, LB, Arizona (32)
- Tom Beckman, DE, Michigan (57)
- Jeff Lynum, LB, Brigham Young (62)
- Martin Imhot, DT, San Diego State (84)
- Conrad Dobler, G, Wyoming (110)
- Don Heater, RB, Montana Tech (125)
- Council Rudolph, DE, Kentucky State (160)
- Bob Wicks, WR, Utah State (188)
- Gene Macken, G, South Dakota (213)
- Eric Washington, DB, Texas-El Paso (238)
- Mike Franks, QB, E. New Mexico (250)
- Ron Jones, LB, Arkansas (285)
- Tommy Gay, DT, Arkansas A&M (291)
- Tom Campana, DB, Ohio State (316)
- Pat McTeer, K, New Mexico State (344)
- Mark Herman, TE, Yankee (SD) (369)
- Henry Allord, DE, Pittsburgh (384)
- Keni Carter, LB, Southern California (422)

### 1971

- Norm Thompson, DB, Utah (17)
- Dan Dierdorf, T, Michigan (43)
- Jim Livesay, WR, Richmond (61)
- Larry Willingham, DB, Auburn (95)
- Rocky Wallace, LB, Missouri (121)
- Mel Gray, WR, Missouri (147)
- Jim Cooch, DB, Colorado (173)
- Ron Yankowski, DE, Kansas State (199)
- Mike Savoy, WR, Black Hills (S.D.) (225)
- Ron Miller, T, McNeese State (251)
- Rick Ogle, LB, Colorado (277)
- Tim Von Dalm, DB, Portland State (303)
- Jeff Allen, DB, Iowa State (329)
- Doug Klausen, T, Arizona (355)
- Ted Heiskell, RB, Houston (381)
- Lawrence Brame, LB, Western Kentucky (407)
- Preston Watkins, WR, Bluefield State (WV) (433)

### 1970

- Larry Stegert, RB, Texas A&M (6)
- Jim Corrigan, LB, Kent State (33)
- Chuck Hutchison, G, Ohio State (38)
- Charlie Pittman, RB, Penn State (58)
- Eric Harris, DB, Colorado (69)
- Greg Lens, DT, Trinity (TX) (86)
- Don Parish, LB, Stanford (91)
- Tom Lloyd, T, Bowling Green (111)
- Barry Pierson, DB, Michigan (127)
- James Manuel, T, Toledo (136)
- Jim McFarland, TE, Nebraska (164)
- Tom Banks, C, Auburn (189)
- Mike Holmgren, QB, Southern California (201)
- Paul White, RB, Texas-El Paso (214)

- Tony Plummer, DB, Pacific (242)
- Mike Sivsek, DT, Western Michigan (267)
- Charles Collins, WR, Kansas State (292)
- Jack Thomas, G, Mississippi State (320)
- Ray Groth, WR, Utah (345)
- Ron Wilson, WR, Illinois (370)
- Gary Fowler, RB, California (398)
- Cliff Powell, LB, Arkansas (423)

### 1969

- Roger Wehrli, DB, Missouri (19)
- Rolf Kruger, DT, Texas A&M (35)
- Chip Healy, LB, Vanderbilt (71)
- Terry Brown, DB, Oklahoma State (79)
- Bill Rhodes, G, Florida State (97)
- Walter Shockley, RB, San Jose State (106)
- Gene Huey, FL, Wyoming (123)
- Amos Van Pelt, RB, Ball State (149)
- Traded to Pittsburgh
- Wayne Mulligan, C, Clemson (201)
- Cal Snowden, DE, Indiana (227)
- Gerald Warren, K, North Carolina State (252)
- Gary Kerl, LB, Utah (279)
- Howard Taylor, RB, New Mexico State (305)
- Richard Heinz, DT, Santa Barbara (331)
- Ed Roseborough, QB, Arizona State (356)
- Fritz Latham, T, Tuskegee (AL) (383)
- Junior Riggins, RB, Kansas (409)
- George Hammer, C, Arizona State (435)

### 1968

- MacArthur Lane, RB, Utah State (13)
- Fred Hyatt, FL, Auburn (40)
- Robert Atkins, DB, Grambling (42)
- Traded to Green Bay
- Don Fitzgerald, RB, Kent State (87)
- Joe Schmiesing, LB, New Mexico State (96)
- Rocky Rosena, LB, Michigan (123)
- Frank Lane, LB, Stephen F. Austin (151)
- Frank Henry, FL, Wake Forest (177)
- Jerry Daanen, FL, Miami (FL) (205)
- Billy Simlake, DE, Central Michigan (231)
- Tom Busch, FL, Iowa State (259)
- Larry Sledge, G, UCLA (285)
- Vern Emerson, T, Minnesota-Duluth (313)
- Mark Sauls, DB, Southwestern Texas (339)
- Vic Bender, C, N.W. Louisiana State (367)
- Dave Lovich, DE, Northwestern Louisiana (383)
- Dan Lankas, LB, Kansas State (421)
- Robert Lee, FL, Minnesota (447)

### 1967

- Dave Williams, E, Washington (16)
- Bob Rowe, DE, Western Michigan (43)
- Vidal Carlin, QB, North Texas State (69)
- Mike Barnes, DB, Arlington State (97)
- Andy Bowling, LB, Virginia Tech (105)
- Jamie Rivers, TE, Bowling Green (123)
- Mike Campbell, HB, Lenoir-Rhyne (150)
- Joe Randall, K, Brown (175)
- Mike Gold, T, Utah State (193)
- Ted Wheeler, TE, West Texas State (227)
- Lavern Barrs, DB, Furman (255)
- Ed Macrionelli, G, Lamar Tech (279)
- Steve Dundas, FL, Pomona (305)
- Bob Duncum, T, West Texas State (331)
- Bo Hickey, FL, Maryland (357)
- Phil Willius, LB, Syracuse (383)
- Phil Spillar, DB, Los Angeles State (410)
- Terry Baigalupo, DE, Oklahoma State (435)

### 1966

- Carl McCadams, LB, Oklahoma (8)
- Harold Lucas, T, Michigan State (23)
- Dave Long, DE, Iowa (43)
- Gary Snook, QB, Iowa (58)
- Jack Clancy, FL, Michigan (73)
- Tim Van Galder, DB, Iowa State (88)
- Charles Artnight, T, Georgia (102)
- Dan Goich, E, California (121)
- Charles Bryant, FL, Allen (S.C.) (135)
- Mike Ringer, HB, Oklahoma (148)
- Bobby Williams, HB, Central State (Okla.) (163)
- Rickey Johnson, T, Clemson (177)
- James Brown, G, Nebraska (196)
- LaVerle Pratt, LB, Idaho (210)
- Darryl Alleman, E, Wyoming (224)
- Dick Kasperke, C, Iowa State (238)

(Draft History continued on page 424)



(Draft History continued from page 423)

- \*17. Benny Russell, QB, Louisville (252)
- 18. Willie Jones, DE, Kansas State (271)
- 19. Tony Golmont, HB, North Carolina State (205)
- 20. Tom Gallagher, DE, Indiana (299)

1965

- 1. Joe Namath, QB, Alabama (12)
- 2. Dave Simmons, LB, Georgia Tech (26)
- \*3. Ray Ogden, E, Alabama (40)
- 4. Johnny Roland, RB, Missouri (54)
- 5. Bob Bonds, HB, San Jose State (168)
- \*6. Glenn Hines, T, Arkansas (92)
- 7. Frank Roy, E, Utah (95)
- 8. John Meyer, LB, Notre Dame (116)
- \*9. Jimmy Heidel, HB, Mississippi (124)
- \*10. Chuck Drulis, Jr., E, Duke (136)
- 11. Bud French, HB, Alabama (152)
- 12. Glen Sasser, E, North Carolina State (168)
- 13. Steve Murphy, HB, Northwestern (180)
- 14. Mike Alford, C, Auburn (194)
- 15. Harlan Lane, HB, Baylor (206)
- 16. Carl Silvestri, HB, Wisconsin (222)
- 17. Mike Melnikovich, T, Gaylord Harbor J.C. (WA) (236)
- 18. Ed McQuarters, G, Oklahoma (250)
- \*19. Roy Shivers, HB, Utah State (264)
- 20. Anthony Giacobazzi, E, Iowa (278)

1964

- 1. Ken Kortas, T, Louisville (9)
- 2. Herschel Turner, G, Kentucky (24)
- \*3. Remi Prudhomme, T, Louisiana State (37)
- 4. Traded to N.Y. Giants
- \*5. Charles Brooks, E, Michigan State (65)
- 6. Richard Bowman, E, Syracuse (80)
- 7. Jerry Lamb, E, Arkansas (93)
- 8a. Robert Johnson, E, Wisconsin (104)
- 8b. George Bednar, G, Notre Dame (102)
- 9. Willie Ross, HB, Nebraska (121)
- \*10. Anthony Lawrence, T, Bowling Green (136)
- 11. Richard Hard, T, Wenatchas Valley J.C. (WA) (144)
- 12. Rick Sortun, G, Washington (164)
- 13. Jake Adams, E, Virginia Tech (177)
- 14. Leonard Slaty, C, Syracuse (192)
- 15. Clifford Stallings, HB, New Mexico (205)
- 16. Jack Anderson, RB, Ripon (Wisc.) (220)
- \*17. John Evans, T, Memphis State (243)
- 18. Dave Hoover, HB, Iowa State (248)
- \*19. Bob Young, T, Howard Payne (261)
- 20. Ralph Bukinski, G, Missouri (276)

1963

- 1a. Jerry Stovall, HB, Louisiana State (2)
- 1b. Don Brumm, E, Purdue (13)
- 2. Bob Reynolds, T, Bowling Green (17)
- 3. Dan Brabham, DE, Arkansas (30)
- \*3b. Mike Fracchia, HB, Alabama (33)
- 4. Don Estes, T, Louisiana State (45)
- 5. Bill Thornton, HB, Nebraska (56)
- 6. Bob Paremore, HB, Florida A&M (73)
- 7. Jim Moss, T, South Carolina (36)
- 8. Jim Cook, G, Oklahoma (101)
- \*9. Willis Cranshaw, HB, Kansas State (114)
- 10. Charles Smith, E, Northwest Louisiana (129)
- 11. Jim Burson, HB, Auburn (142)
- \*12. Chuck Walker, G, Duke (157)
- 13. Alex Zyskowski, HB, Wichita State (170)
- 14. Paul Lee, HB, Oklahoma (185)
- 15. Ed Scrutlins, E, Toledo (198)
- 16. John Sierkoski, T, Notre Dame (213)
- 17. Dave Meggyesy, LB, Syracuse (226)
- 18. Larry Stallings, LB, Georgia Tech (241)
- 19. Darnell Haney, T, Utah State (254)
- \*20. Bill Clay, E, Arkansas (264)

1962

- 1a. Fite Echols, T, Northwestern (6)
- 1b. Irv Goode, C, Kentucky (12)
- 2. Robert Jackson, FB, New Mexico State (19)
- 3. Charley Bryant, E, Ohio State (34)
- \*4. Roger Kochman, HB, Penn State (47)
- 5. Bill Rice, E, Alabama (68)
- 6. John Etwell, E, Purdue (75)
- 7. Bill Kirchoff, G, Maryland (90)
- \*8. George Cross, T, Auburn (103)
- 9. Wilburn Hollis, QB, Iowa (118)
- 10. George Francovich, G, Syracuse (131)
- 11. James Saxton, HB, Texas (146)
- 12. Bob O'Billowich, HB, Montana State (159)

- 13. Bill Diamond, G, Miami (Fla.) (174)
- 14. George Mans, E, Michigan (187)
- 15. Dick Barlund, E, Maryland (202)
- 16. Bill Wegener, G, Missouri (215)
- 17. Don Kasso, HB, Oregon State (230)
- 18. Don Donatelli, C, Florida State (243)
- 19. Don Smith, HB, Langston (Okla.) (258)
- 20. Judge Dickson, HB, Minnesota (271)

1961

- 1. Ken Rice, T, Auburn (8)
- 2. Fred Arbanas, E, Michigan State (22)
- \*3. Billy Wilson, T, Auburn (31)
- 4. Ron McDole, T, Nebraska (50)
- 5. Glen Bass, E, Carolina College (64)
- 6. Dale Evans, HB, Kansas State (78)
- \*6b. Dick Thornton, QB, Northwestern (83)
- \*7a. George Hultz, T, Southern Mississippi (92)
- 7b. Al Bemiller, C, Syracuse (94)
- 8. Marshall Starks, HB, Illinois (106)
- \*9. Charles Graning, HB, Georgia Tech (120)
- \*10. Jim King, T, Clemson (134)
- 11. Bill Kinnune, G, Washington (148)
- 12. Mike Stock, HB, Northwestern (162)
- 13. Ernie McMillan, Eastern Illinois (176)
- 14. Mel Elliot, FB, North Carolina (190)
- 15. Mel West, HB, Missouri (204)
- 16. Jake Bradley, T, Florida A&M (218)
- 17. Pat Fischer, HB, Nebraska (232)
- 18. Art Browning, G, Duke (246)
- 19. Dick Schnell, T, Wyoming (260)
- 20. Leo Reed, E, Colorado State (274)

1960

- 1. George Izo, QB, Notre Dame (2)
- 2a. Harold Olson, T, Clemson (13)
- 2b. Mike McGee, G, Duke (14)
- 3a. Hugh McInnis, E, Southern Mississippi (26)
- 3b. Charles Ellzey, C, Southern Mississippi (29)
- 4a. Willie West, HB, Oregon (37)
- 4b. Silas Woods, E, Marquette (38)
- 5a. Bill Burrell, LB, Illinois (50)
- 5b. George Phelps, HB, Georgia (la.) (54)
- 5c. Ed Mazurek, T, Xavier (O.) (60)
- 6. Jack Lee, QB, Cincinnati (61)
- 7. Larry Wilson, HB, Utah (74)
- 8. Wayne Crow, HB, California (85)
- 9. Dewitt Hoopes, T, Northwestern (98)
- \*10a. Charley Johnson, QB, New Mexico State (109)
- 10b. Paul Oglesby, T, UCLA (113)
- 11. Robert Towns, HB, Georgia (122)
- 12. Tom Chapman, E, Detroit (133)
- 13. Vic Jones, HB, Indiana (146)
- \*14. Bob DeMarco, T, Dayton (157)
- 15. Frank Mastrik, HB, Marquette (170)
- 16. Jim Hunt, T, Prairie View (181)
- 17. Joe Davis, T, The Citadel (194)
- 18. Bob Haas, HB, Missouri (205)
- 19. Herman Alexander, T, Findlay (OH) (218)
- 20. Thomas Day, G, North Carolina A&T (229)

1959

- 1. Billy Stacy, B, Mississippi State (3)
- 2. Jerry Wilson, E, Auburn (14)
- 3. Jimmy Butler, B, Vanderbilt (27)
- 4. Ken Beck, T, Texas A&M (38)
- 5. Maury Schlaicher, E, Penn State (50)
- 6. Ted Bates, T, Oregon State (from Wash.) (52)
- 7. Tom Reidmond, T, Vanderbilt (63)
- 8. Mac Lewis, T, Iowa (from Detroit) (64)
- 9. Choice to San Francisco
- 10. Choice to Cleveland
- 9. Gary Ferguson, T, Southern Methodist (98)
- 10. Emil DeCantis, B, North Carolina (111)
- 11. Floyd Faucette, B, Georgia Tech (122)
- 12. Ted Edmondson, E, Hardin-Simmons (135)
- 13. Pat Lambert, E, Richmond (140)
- 14. Bob Bobo, T, Texas-El Paso (159)
- 15. John Schroeder, E, North Carolina (170)
- 16. John Dingans, T, Detroit (183)
- 17. Pete Hart, B, Hardin-Simmons (194)
- 18. Darrell DeDecker, T, Illinois (207)
- 19. Billy Dunn, B, Southern Methodist (218)
- 20. Jerry Lee Murphy, T, Ohio State (231)
- 21. Daie Mummelaar, G, Wyoming (242)
- 22. Glenn Shamblin, B, West Virginia (255)
- 23. Freddie Reed, B, Colorado State (266)
- 24. Jim Glick, G, East Texas State (279)

- 25. Jim Jeffrey, T, Auburn (290)
- 26. Joe Chulha, C, Southern California (303)
- 27. Bob Corrigan, G, Indiana (314)
- 28. Don Fleming, B, Florida (327)
- 29. Jim O'Connor, C, Marshall (338)
- 30. Rabe Walton, B, North Carolina (351)

1958

- King Hill, QB, Rice (bonus choice)
- 1. John David Crow, B, Texas A&M (1)
- 2. Jim McCusker, T, Pittsburgh (13)
- 3. Bobby Jack Oliver, T, Baylor (from Detroit) (20)
- 4. Larry Cowart, C, Baylor (25)
- 5. Choice to L.A. Rams
- 6. Choice to Baltimore
- 6b. Bobby Jordan, B, Tennessee (62)
- 7. Sonj Jelacic, E, Minnesota (73)
- 8. Choice to San Francisco
- 9. John Keelan, T, Kansas State (97)
- 10. Gil Philpshaw, T, Brown (110)
- 11. Dean Robertson, B, Fresno State (121)
- 12. Bill Hinton, G, Louisiana Tech (134)
- 13. Charlie Jackson, B, Southern Methodist (145)
- 14. Bob Schmidt, T, Minnesota (158)
- 15. Ray Dunlap, B, Marshall (169)
- 16. Wade Patterson, E, Idaho (162)
- 17. Mac Stames, C, Abilene Christian (195)
- 18. Mario Cheppo, E, Louisville (206)
- 19. Sonny Randle, B, Virginia (219)
- 20. Jim Mathery, C, UCLA (230)
- 21. Ray Toole, B, North Texas State (243)
- 22. Tony Aloisio, E, Indiana (254)
- 23. John Harbour, T, S.E. Missouri State (267)
- 24. Eric Soesbe, T, Vanderbilt (278)
- 25. J.C. Riekenberg, B, Northwestern St. (La.) (291)
- 26. Ray Masters, B, Southern Methodist (302)
- 27. Will Lewis, B, Tennessee-Chattanooga (315)
- 28. Gale McGinty, B, West Texas State (326)
- 29. Ken Irbry, T, Mississippi State (339)

1957

- 1. Jerry Tubbs, C, Oklahoma (8)
- 2. Tom Maentz, E, Michigan (21)
- 3. Bill Hudson, T, Clemson (33)
- 4. Choice to San Francisco
- 5. Wayne Bock, T, Illinois (57)
- 6. Choice to Green Bay
- 7. Choice to Cleveland through N.Y. Giants
- 8. Choice to L.A. Rams
- 9. Don McCumbry, T, Washington (105)
- 10. Don Carothers, E, Bradley (117)
- 11. Bob Kraus, G, Kansas (129)
- 12. Bob Dennis, B, Oklahoma (141)
- 13. Ed Rill, T, Montana State (153)
- 14. Bob Fae, B, Indiana (165)
- 15. Bill Livingston, C, Southern Methodist (177)
- 16. Terry Hurley, E, Montana (189)
- 17. Buddy Terry, T, Houston (201)
- 18. Hal Smith, B, UCLA (213)
- 19. Paul Barrington, G, Minnesota (225)
- 20. Tom Homer, T, Kansas (237)
- 21. Joe Kopinsky, E, West Virginia (249)
- 22. Don Sizemore, B, Hardin-Simmons (261)
- 23. Milt Konicek, T, Duke (273)
- 24. Ron Kilm, C, West Virginia (285)
- 25. Ray Volf, B, Denison (297)
- 26. Ted Rohde, B, Kansas (309)
- 27. Bob Buriorovich, T, Montana State (321)
- 28. Hugh Husser, E, Southwestern Louisiana (333)
- 29. Lee Corso, B, Florida State (345)
- 30. Frank Gibson, T, Kansas (357)

1956

- 1. Joe Childress, B, Auburn (6)
- 2. Norm Masters, T, Michigan State (17)
- 3. John Roach, QB, Southern Methodist (30)
- 4. Sam Salerno, T, Colorado (41)
- 5. Choice to L.A. Rams
- 6. Charlie Dupre, B, Baylor (65)
- 7. Bob Konovsky, T, Wisconsin (76)
- 8. Dave Luncford, T, Baylor (89)
- 9. Bob Lovely, T, Tampa (100)
- 10. Willie Towns, E, Wichita State (113)
- 11. Rob James, B, Auburn (124)
- 12. Jerry Walker, T, Texas Tech (137)
- 13. Bo Bolinger, G, Oklahoma (148)
- 14. Carnell Neuman, B, Illinois (161)
- 15. Charley Anderson, E, Louisiana Tech (172)

## CLUB HISTORY

- Tom Spiers, QB, Ark. St. (from Wash.) (178)
- George Welsh, QB, Navy (185)
- Ron Beagle, E, Navy (196)
- Jim Brown, G, UCLA (209)
- Ray Zagar, B, Marquette (220)
- Dickie Mattison, B, Georgia Tech (233)
- Ronnie Herr, B, Texas Tech (244)
- Tom Murphy, T, Stephen F. Austin (257)
- Jimmy Brantoff, B, Michigan (268)
- Orville Trask, T, Rice (281)
- Bill Wheeler, T, Kentucky (292)
- Chuck Zickelose, E, Kansas State (305)
- Jack Hutchinson, T, Oklahoma State (316)
- Jim Miller, QB, Wisconsin (329)
- Jim Troglio, B, Northwestern (340)
- Bill Kucera, T, Colorado (352)

### 1955

- Max Boydston, E, Oklahoma (1)
- Linton Crow, B, Southern California (13)
- Mal Hammack, B, Florida (25)
- Tony Pasquesi, T, Notre Dame (from N.Y. Giants) (31)
- Frank Bernardi, B, Colorado (37)
- Mario DaReT, Southern California (49)
- Jack Bowersox, G, Maryland (61)
- Dave Leggett, B, Ohio State (73)
- Sam Irvine, C, Maryland (85)
- Charlie McGinty, E, North Texas State (97)
- Frank Scaffidi, T, Marquette (109)
- Tom Pepsin, C, Miami (Fla.) (121)
- Dale Sandstrom, B, Concordia (MN) (133)
- Tom McLuckie, G, Maryland (145)
- Gordy Brown, E, Louisiana Tech (157)
- Dick Brubaker, E, Ohio State (169)
- Bob Harndon, B, Oklahoma (181)
- Al Dennis, E, Middlebury (from Chicago) (190)
- Larry White, C, New Mexico (193)
- Fred Campbell, T, Duke (205)
- Dick Coy, T, S. John's (Main.) (217)
- Jim Burt, B, Washington (Mo.) (229)
- Howe Wright, B, Virginia Tech (241)
- Vic Berra, E, Montana State (253)
- Karl Bays, T, Eastern Kentucky (265)
- Max Pierce, B, Utah (277)
- Bob Scott, E, Evansville (289)
- Bill Hooper, B, Baylor (301)
- Brude Schwager, T, Merchant Marine (313)
- Bob Ems, B, Southern Illinois (325)
- Gene Renzi, T, Northeastern (337)
- Bob Sweet, B, Trinity (Tex.) (349)

### 1954

- Lamar McHan, QB, Arkansas (1)
- Gary Knaflec, E, Colorado (13)
- Bobby Cavazos, B, Texas Tech (25)
- Bill Bredde, B, Oklahoma State (37)
- Don Dohoney, E, Michigan State (49)
- Tom McHugh, B, Notre Dame (61)
- Dave Mann, B, Oregon State (73)
- Paul Larson, B, California (85)
- Dean Chambers, T, Washington (97)
- Tommy Lewis, B, Alabama (109)
- Homer Smith, B, Princeton (121)
- Howard Pitt, E, Duke (133)
- Les Goble, B, Airfare (145)
- Sammy Dumas, G, Arkansas (157)
- Cecil Harp, E, Pacific (169)
- Al Kilgore, T, Kent State (181)
- Jack Troxell, B, Arkansas (193)
- Dick Young, B, Tennessee-Chattanooga (205)
- Jerry Sazio, T, William & Mary (217)
- Stan Huntsman, B, Wabash (229)
- Jim Stander, T, Colorado (241)
- Ledio Fanucci, T, Fresno State (253)
- Charley Oakley, B, Louisiana State (265)
- Lou Sawchik, E, Ohio (277)
- Jerry Marchand, B, Louisiana State (289)
- Ralph Carrigan, C, Alabama (301)
- John Culver, B, Harvard (313)
- Tom Koller, B, William & Mary (325)
- Bill Albrecht, B, Washington (337)
- Alex Buri, B, Colorado State (349)

### 1953

- Johnny Olszewski, B, California
- Jim Prialis, B, Southern California
- Dale Samuels, QB, Purdue
- Buck Martin, E, Georgia Tech
- Bill Shalowsky, G, Cincinnati

- Tony Curcillo, B, Ohio State
- Tom Higgins, T, N. Carolina (from Phila.)
- Choice to Philadelphia
- Jerry Walford, G, Alabama
- Ed Husmann, G, Nabraska (from Wash.)
- Avatus Stone, B, Syracuse
- Charley Berndt, T, Wisconsin
- Ed Woodsum, E, Yale
- Chuck Spaulding, B, Wyoming
- Frank McPhee, E, Princeton (from Wash.)
- Ronnie Morris, B, Tulsa
- Dick Sprague, B, Washington
- Nick Chickillo, G, Miami
- Jimmy Lear, B, Mississippi
- Earl Heninger, B, Purdue
- Joe Yukica, E, Penn State
- Tom Donahue, C, Wake Forest
- Len D'Errico, G, Boston
- Joe Curtis, E, Alabama
- Hal Lokovsek, T, Washington State
- Jim Root, B, Miami (Ohio)
- Brad Glass, G, Princeton
- Haywood Sullivan, B, Florida
- Don Ringe, T, Idaho
- C.O. Brocato, C, Baylor
- Mike Prokopiak, B, New Mexico
- Earl Wrightenberry, T, Clemson
- Bill Gaudreau, B, Notre Dame

### 1952

- Ollie Matson, B, San Francisco (2)
- Johnny Karras, B, Illinois (15)
- Darrell (Pete) Brewster, E, Purdue (from Detroit) (20)
- Choice to San Francisco
- Choice to L.A. Rams
- Dick Fugler, T, Tulane (50)
- John Hancock, G, Baylor (63)
- Harry Jabbusch, C, South Carolina (74)
- Don Coleman, G, Michigan State (87)
- Malcolm Cook, B, Georgia (98)
- John Felch, T, Holy Cross (111)
- Leo Sugar, E, Purdue (122)
- Joe Masnaghatti, T, Marquette (135)
- Mel Mastruccio, B, Holy Cross (146)
- Tom Tofaute, C, North Carolina State (159)
- John Davis, B, Indiana (170)
- Mike Mergen, G, San Francisco (183)
- Darrell Crawford, B, Georgia Tech (194)
- Bill Pyron, T, Mississippi State (207)
- Ed Listopad, T, Wake Forest (218)
- Frank Fischel, E, Arkansas (231)
- Wade Musgrove, G, Hardin-Simmons (242)
- Glenn Lippman, B, Texas A&M (255)
- Louis (Red) Stephens, G, San Francisco (266)
- E.J. Moore, G, Abilene Christian (279)
- Cliff Anderson, E, Indiana (290)
- Charley Fry, T, Maryland (303)
- Sam Moses, T, Texas A&M (314)
- Harold Lutz, E, Alabama (327)
- Don Kasperan, B, Purdue (338)
- Will Stolk, B, Miami (351)

### 1951

- Jerry Groom, C, Notre Dame (5)
- Don Joyce, T, Tulane (17)
- Don Stonessler, E, Northwestern (29)
- Dick Doyno, B, Lehigh (41)
- Lynn Lynch, G, Illinois (from Wash.) (50)
- Ed Jaconek, B, Furman (65)
- Dick Panches, T, Colorado (77)
- Leo Sanford, C, Louisiana Tech (89)
- Neil Schmidt, B, Purdue (101)
- Ken Cooper, G, Vanderbilt (from Balt.) (113)
- Tom Bienemann, E, Drake (125)
- Jack Landry, B, Notre Dame (137)
- Volney Peters, T, Southern California (149)
- Bill Leskovar, B, Kentucky (161)
- John Simcik, G, Wisconsin (173)
- Gene Miller, B, Northwestern (185)
- Henry May, C, Southwest Missouri State (197)
- Russ Pomeroy, T, Stanford (209)
- Gene Ackerman, E, Missouri (221)
- Fred Wallner, G, Notre Dame (233)
- Dick Bunting, E, Drake (245)
- S.J. Whitman, B, Tulsa (257)
- Jim Owens, E, Oklahoma (from Balt.) (269)
- Billy Cross, B, West Texas State (281)
- Vernon Quick, G, Walford (293)

- Jeff Fleischmann, B, Cornell (305)
- Ken Hurlbut, T, Wisconsin (317)
- Dick Martin, B, Kentucky (329)
- Bob Livingston, B, Notre Dame (from Balt.) (341)
- Leon Root, B, Rutgers (353)

### 1950

- Choice to L.A. Rams (8)
- Jack Jennings, T, Ohio State (20)
- Bill Svoboda, B, Tulane (from N.Y. Bulldogs) (28)
- Fran Poltfoot, E, Washington State (34)
- Don Paul, B, Washington State (46)
- Carl Kilsgaard, T, Idaho (60)
- Warren Wood, G, Puget Sound (72)
- Billy Gay, B, Notre Dame (from N.Y. Giants) (64)
- Eddie Badgion, G, Michigan State (86)
- John Hock, T, Santa Clara (98)
- Vito Ragazzo, E, William & Mary (112)
- Wall Grothaus, C, Notre Dame (124)
- Mill Lavigne, B, S.E. La. (from Pitt.) (125)
- J.D. Ison, E, Baylor (138)
- Frank Wallheiser, E, Western Kentucky (150)
- Bob Sharpe, G, Davidson (from Pitt.) (151)
- Jerry Hennessey, E, Santa Clara (164)
- Des Andros, G, Oklahoma (176)
- Al Langford, B, Howard Payne (190)
- Harry Bierman, E, Furman (202)
- Tom Palmer, T, Wake Forest (218)
- Ray Espenan, E, Notre Dame (226)
- Loran Day, B, Northwestern (242)
- Webb Halbert, B, Iowa State (254)
- Howard Blumhardt, B, South Dakota (268)
- Jim Lipinski, T, Fairmont State (280)
- Bill Montgomery, B, Fresno State (294)
- Bob Gambold, B, Washington State (308)
- Lee Truman, B, Kentucky (320)
- Jim Pittman, B, Mississippi State (332)
- Tom Bienemann, E, Drake (348)
- Sonny Jones, B, Wyoming (358)
- Bill Montagne, B, California (372)
- Vic Baronis, C, Georgetown (Wash., D.C.) (384)

### 1949

- Bill Fischer, G, Notre Dame (10)
- Dick McKissack, B, Southern Methodist (21)
- Choice to Boston
- John Goldsberry, T, Indiana (40)
- Tom Whann, E, Furman (50)
- Bernie Hanula, T, Wake Forest (60)
- Myrl Greathouse, B, Oklahoma (from Det.) (62)
- Jim Cain, E, Alabama (70)
- Joe E. Brown, B, Georgia Tech (80)
- Hal Herring, C, Auburn (90)
- Bob Hecker, B, Baldwin-Wallace (100)
- Stan Flowers, E, Redlands (110)
- Billy Stone, B, Bradley (120)
- Bob Todd, T, Louisville (130)
- Tony Klimek, E, Illinois (140)
- Bob McQuade, B, Xavier (150)
- Tom Murdoch, B, Appalachian State (160)
- Eddie Rupp, B, Denison (170)
- Webb Halbert, B, Iowa (180)
- Dean Laun, E, Iowa State (190)
- Earl Rowan, T, Hardin-Simmons (200)
- Leon Joslin, B, Texas Christian (210)
- Bill Sprang, C, Purdue (270)
- Bob Cox, E, North Carolina (230)
- Stan Szymkowski, B, Lehigh (240)
- Choice to N.Y. Giants

### 1948

- Jim Spavital, B, Oklahoma State (11)
- Bill Smith, T, North Carolina (23)
- Jay Smith, E, Southern Mississippi (35)
- Choice to Pittsburgh
- Jim Cason, B, Louisiana State (55)
- Jim Camp, B, North Carolina (65)
- Choice to N.Y. Giants
- Carl Waisner, E, St. Louis (85)
- Gene Corum, G, West Virginia (95)
- Clarence Sell, B, Wisconsin (105)
- John Holier, B, Appalachian State (115)
- Bob Hanlon, B, Loras (125)
- George Petrovich, T, Texas (135)
- Jim Still, B, Georgia Tech (145)
- Clay Davis, C, Oklahoma State (155)
- Harry Caughton, T, William & Mary (165)
- Jerry Davis, B, Southeastern Louisiana (175)

(Draft History continued on page 426)

*(Draft History continued from page 425)*

- Gene Dwyer, E. St. Ambrose (185)
- Harry Waters, B. Colorado College (195)
- Dick Monroe, C. Kansas (205)
- H.M. (Hindu) Reynolds, E. S. Mississippi (215)
- Dick Wedel, G. Wake Forest (225)
- Paul Shoultz, B. Miami (235)
- Fred Wendt, B. Texas-El Paso (245)
- Doug Belden, B. Florida (255)
- Ray Stackhouse, T. Xavier (265)
- Bernie Reid, G. Georgia (275)
- Jim Powell, E. Tennessee (285)
- Bob Polidori, B. Villanova (293)
- Bill Fischer, G. Notre Dame (300)

**1947**

- DeWitt (Tex) Coulter, T. Army (6)
- Ermal Allen, B. Kentucky (17)
- choice to Chicago Bears
- Ben Ramondi, B. Indiana (40)
- Howard Turner, B. North Carolina State (49)
- George Maddock, T. Northwestern (59)
- Art Dufelmeier, B. Illinois (69)
- Ray Ramsey, B. Bradley (81)
- Dave Wallace, B. Oklahoma (89)
- Charley Sarrett, B. Oklahoma (100)
- Hardin Cooper, T. Tulsa (111)
- Carl Russ, B. Rice (119)
- Buddy Mulligan, B. Duke (130)
- Charlie Smith, B. Georgia (141)
- Bob Ravensburg, E. Indiana (149)
- Barney Barnett, E. N.E. Oklahoma (161)
- Scotty Deeds, B. Brigham Young (170)
- Clarence Esser, T. Wisconsin (178)
- Shelton Ballard, C. Louisiana State (191)
- Wade Walker, T. Oklahoma (200)
- Tom Carroll, T. Minnesota (208)
- Tom Dorsey, B. Brown (221)
- Otto Schnellbacher, E. Kansas (230)
- Larry Joe, B. Penn State (239)
- Dick Abrams, B. Washington State (251)
- Joe Smith, E. Texas Tech (259)
- Tony Rotunno, B. St. Ambrose (269)
- Clyde Lindsey, E. Louisiana State (281)
- Bob Callahan, C. Michigan (288)
- Johnny Karamigios, B. Denver (295)

**1946**

- Dub Jones, B. Tulane (1)
- Mac Wenskunas, C. Illinois (11)
- Elmer Angsman, B. Notre Dame (21)
- Ham Nichols, G. Rice (31)
- Joe Golding, B. Oklahoma (41)
- Len Dickie, T. Texas A&M (51)
- Pat Linsan, E. Tennessee (61)
- Phil Tinsley, E. Alabama (71)
- J.C. Colhouer, G. Oklahoma State (81)
- Tom Barber, T. Tennessee-Chattanooga (91)
- Dick Loeple, T. Wisconsin (101)
- Venton Yablonski, B. Columbia (111)
- Lee Lewis, B. Washington (121)
- Bob Russell, B. Miami (Ohio) (131)
- Fred Rovai, G. Notre Dame (141)
- Ray Evans, T. Texas-El Paso (151)
- Bob Loubie, B. Miami (Ohio) (161)
- Frank Irwin, T. Duke (171)
- Pride Patterer, G. Wake Forest (181)
- Bill Heywood, B. Notre Dame (191)
- Al Traught, B. Miami (Ohio) (201)
- Clem Andrulewicz, T. Villanova (211)
- Adam Rakowski, E. Pennsylvania (221)
- Jack McKenzie, B. Northwestern (231)
- Tom Worthington, T. Tulsa (241)
- Jim Yugrin, G. Tennessee (251)
- Jesse Henschberger, E. S. Methodist (261)
- Newman Ledbetter, T. Texas Tech (271)
- Alton Baldwin, E. Arkansas (281)
- Jim LaRue, B. Duke (291)

**1945**

- Charley Trippi, B. Georgia (1)
- Paul Collins, B. Missouri (14)
- Walt Watt, B. Miami (18)
- Bob Dobeinstein, G. Tennessee (28)
- Zeke Chronister, E. Texas Christian (35)
- Corwin Clatt, B. Notre Dame (45)
- Ziggy Czarobaki, T. Notre Dame (55)
- John Harrington, E. Marquette (68)
- Gene Meeks, B. Kentucky (78)
- Bill Huber, E. Notre Dame (88)
- Halley Heard, T. Louisiana State (101)

- Bob Cowan, B. Indiana (111)
- Elmore (Buddy) Luper, B. Duke (121)
- Solon (Bobo) Barnett, G. Baylor (134)
- Jordan Carver, B. Duke (144)
- John Connolly, B. Indiana (154)
- Ban Cittadino, E. Duke (167)
- Ralph Strayhorn, G. North Carolina (177)
- John Andrelich, B. Purdue (187)
- John Kramer, T. Marquette (206)
- F.D. (Red) Chesk, G. Baylor (210)
- John Grant, B. Wake Forest (220)
- Johnny Cook, B. Georgia (233)
- Ardie McClure, T. Georgia (243)
- Hugo Norlge, B. Wooster (253)
- Gene (Red) Knight, B. Louisiana State (266)
- Don Fambrough, B. Texas (276)
- Garland (Bulldog) Williams, T. Duke (286)
- Ed Dusek, B. Texas A&M (299)
- Orlando Payne, B. Texas (309)
- Did not draft
- Did not draft

**1944**

- Pat Harder, B. Wisconsin (2)
- Saxon Judd, E. Tulsa (17)
- Jack Tavenner, C. Indiana (28)
- Bill Blackburn, C. Rice (33)
- Bill Garnaas, B. Minnesota (44)
- Rodger Smith, B. Texas Tech (55)
- John (Red) Cochran, B. Wake Forest (66)
- Frank Scanlan, B. Loyola (CA) (77)
- Lou Saban, B. Indiana (88)
- Fran Griffin, T. Holy Cross (99)
- Leo Daniels, B. Texas A&M (110)
- Booby Dordts, B. Tulsa (121)
- Van Hall, B. Texas Christian (132)
- Jack Carpenter, T. Missouri (143)
- Charley Csuri, T. Ohio State (154)
- Joe Magliolo, B. Texas (165)
- Walt Szot, T. Bucknell (176)
- Jack Adams, E. Presbyterian (187)
- Ray Kuffel, E. Marquette (198)
- Jack West, E. Texas (209)
- Jack Escoria, B. Illinois State (220)
- Oon Bullfimore, B. Northwestern (231)
- Bob Nanni, T. Duke (242)
- John McGinnis, E. Notre Dame (253)
- Warren Hodges, T. Kansas (264)
- Bill Earley, B. Notre Dame (275)
- Bob Davis, G. Oregon (286)
- Vince DiFranco, T. Northwestern (297)
- Lloyd Ott, C. North Carolina State (308)
- Did not draft
- Did not draft

**1943**

- Glenn Dobbs, B. Tulsa (3)
- Johnny Grigas, B. Holy Cross (14)
- Don Currihan, E. Boston College (18)
- Al Hust, E. Tennessee (29)
- George Hecht, G. Alabama (33)
- Al Klug, T. Marquette (44)
- Stan Mauldin, T. Texas (53)
- Bill Godwin, C. Georgia (64)
- Moffatt Storer, B. Duke (73)
- Fordren Mitchell, B. Florida (84)
- Emil Lussow, E. Duquesne (93)
- Paul Hirsbrunner, T. Wisconsin (104)
- Bill Baumgartner, E. Minnesota (113)
- Gerard (Buster) Ramsey, G. Wm. & Mary (124)
- Earl Doloway, B. Indiana (133)
- Nick Burke, G. Northwestern (144)
- Bill Campbell, B. Oklahoma (153)
- Clarence Booth, T. Southern Methodist (164)
- Elvis (Boots) Simmons, E. Texas A&M (173)
- Roy Ericson, G. Villanova (184)
- George (Locomotive) Smith, B. Villanova (193)
- George Sutch, B. Temple (204)
- Cliff Kinsey, B. Georgia (213)
- Weldon Humble, G. Rice (224)
- Cal Pardin, B. Tulsa (233)
- Eddie McGovern, B. Illinois (244)
- Al Drulis, G. Temple (253)
- Ken MacDonald, C. Rutgers (264)
- Bill Edwards, G. Louisiana State (273)
- Pete Hecomovich, B. Idaho (284)
- Did not draft
- Did not draft

**1942**

- Steve Lach, B. Duke (4)
- Lloyd Cheatham, B. Auburn (14)
- Wilson (Bud) Schwenk, B. Wash. (MO) (19)
- Vince Banonis, C. Detroit (29)
- Bob Reinhard, T. California (34)
- Chal Daniel, G. Texas (44)
- Rupe Thornton, G. Santa Clara (54)
- Doug Renzel, B. Marquette (64)
- Chet Wetterling, B. Illinois Wesleyan (74)
- Jed Finger, E. Minnesota (84)
- Jim Fitzharris, E. St. Thomas (Minn.) (84)
- Dick Brye, T. Marquette (104)
- Charley Givik, G. Wake Forest (114)
- Hugh Swint, T. Oklahoma State (124)
- Mary Harshman, B. Pacific Lutheran (134)
- George Arabian, B. St. Mary's (Calif.) (144)
- Jackie Crain, B. Texas (154)
- Carl Sunthelmer, C. North Carolina (164)
- Jimmy Nelson, B. Alabama (174)
- Norvell Wallach, T. Missouri (184)
- Did not draft
- Did not draft

**1941**

- John Kimbrough, B. Texas A&M (2)
- Paul Christian, QB, Missouri (13)
- Bob Fox, B. Tennessee (17)
- John Clement, B. Southern Methodist (28)
- Ray Apolskis, C. Marquette (32)
- Marshall Robnett, G. Texas A&M (43)
- John Kuzman, T. Fordham (52)
- George Kracum, B. Pittsburgh (63)
- Tom Vargo, E. Penn State (72)
- Ray Malouf, B. Southern Methodist (83)
- Jack Sommers, C. UCLA (92)
- Charley Armstrong, B. Mississippi College (103)
- Wayne Pitts, B. Arizona State (112)
- Joe Lokanc, G. Northwestern (123)
- Claude White, C. Ohio State (132)
- Gates Kimball, T. North Carolina (143)
- Ray Schultz, G. Missouri (152)
- Fred Harris, T. Southern Methodist (163)
- Mel Ausseiker, B. St. Louis (172)
- Frank Platt, T. Penn State (183)

**1940**

- George Catego, B. Tennessee (1)
- George (Snuffy) Sturweiss, B. North Carolina (11)
- Lloyd Madden, B. Colorado Mines (21)
- Cecil (Jack) Shirk, E. Oklahoma (31)
- Marty Christiansen, B. Minnesota (41)
- Vic Reginsto, E. Oregon (51)
- Andy Chisick, C. Villanova (61)
- Ben Kish, B. Pittsburgh (71)
- Luke Pappas, T. Utah (81)
- Jack Roche, B. Santa Clara (91)
- Bill Davis, T. Texas Tech (101)
- Stan Anderson, T. Stanford (111)
- Alton Coppage, E. Oklahoma (121)
- Judson Hudson, B. Davis & Elkins (132)
- Joe Ziemba, E. St. Benedict (141)
- Beryl Clark, B. Oklahoma (151)
- Ralph Foster, T. Oklahoma A&M (161)
- Lowell Bryant, B. Clemson (171)
- Russ Buckley, G. Gustavus-Adolphus (181)
- Ruppert Palle, T. Wake Forest (191)

**1939**

- Ki Aldrich, C. Texas Christian (1)
- Marshall (Biggie) Goldberg, B. Pittsburgh (11)
- Alford Wolf, T. Santa Clara (21)
- Hal (Curly) Steebins, B. Pittsburgh (31)
- Bill Daddio, E. Pittsburgh (41)
- George Faust, B. Minnesota (51)
- Bill Dwyer, B. New Mexico (61)
- Sherm Hinklevan, C. Kentucky (71)
- Earl Brown, E. Notre Dame (81)
- Earl Crowder, QB, Oklahoma (91)
- Bowden Wyatt, E. Tennessee (101)
- Jim Thomas, G. Oklahoma (111)
- Andy Sabados, G. The Citadel (121)
- Blase Mitovich, T. San Francisco (131)
- Russ Clark, G. Santa Clara (141)
- Gus Goins, E. Clemson (151)
- Everett Elkins, B. Marshall (161)
- Frank Huffman, E. Marshall (171)
- Mike Kochal, G. Fordham (181)
- Tom Rice, T. San Francisco (191)

# CLUB HISTORY

## 1938

- Jack Robbins, B. Arkansas (5)
- Mill Popovich, B. Montana (15)
- Frank Patrick, B. Pittsburgh (20)
- Bob Herwig, C. California (30)
- Al Barbatsky, T. Fordham (35)
- Joe Brunansky, T. Duke (45)
- Ed Cherry, B. Hardin-Simmons (55)
- Leon Lavington, E. Colorado (65)
- Phil Dougherty, C. Santa Clara (75)
- Dwight Sloan, B. Arkansas (85)
- Bob Kenderdine, E. Indiana (95)
- Bob Mauther, C. Holy Cross (105)

## 1937

- Ray (Buzz) Buvird, B. Marquette (3)
- Gaynell Tinsley, E. Louisiana State (12)
- Arl Guepe, B. Marquette (23)
- H.K. (Bucky) Bryan, B. Tulane (32)
- Harn Harmon, C. Tulsa (43)
- Phil Dickens, B. Tennessee (52)
- Herrn Dickerson, B. Virginia Tech (63)
- John Reynolds, C. Baylor (72)
- Dwight Hatell, E. Washington (MO) (83)
- Middleton Fitzsimmons, G. Georgia Tech (92)

## 1936

- Jim Lawrence, B. Texas Christian (5)
- Gomer Jones, C. Ohio State (15)
- Eddie Erdelatz, E. St. Mary's (CA) (23)
- Ed Brett, E. Washington State (33)
- Stan Riordan, E. Oregon (41)
- Ettore Antonini, E. Indiana (51)
- Jack Dennis, B. Tulsa (59)
- Ross Carter, G. Oregon (69)
- Niels Larsen, T. Stanford (77)

\*Future draft choice

# DRAFTEES BY SCHOOL

<b>A</b>	Denison	2	Kentucky	12	<b>O</b>	Ohio	1	<b>T</b>	Tampa	1
Ablene Christian	3	Denver	1	Kentucky State	1	Ohio State	17	Texas Christian	7	
Alabama	20	Detroit	3	<b>L</b>		Oklahoma	37	Temple	2	
Alabama State	1	Drake	3	Lamar	3	Oklahoma A&M	1	Tennessee	17	
Albany State (Ga.)	1	Dubuque	1	Langston (Okla.)	1	Oklahoma State	9	Tennessee State	3	
Alcorn State	1	Duke	19	Lehigh	2	Oregon	6	Tennessee-Chattanooga	3	
Alfred	1	<b>E</b>		Lenoir-Rhyne	1	Oregon State	3	Tennessee-Martin	1	
Allen (South Carolina)	1	East Carolina	1	Long Beach State	2	<b>P</b>		Texas	21	
Appalachian State	2	East New Mexico	1	Loras	1	Pacific	2	Texas A&I	4	
Arizona	5	East Tennessee State	1	Los Angeles State	1	Pacific Lutheran	1	Texas A&M	19	
Arizona State	9	East Texas State	3	Louisiana State	18	Penn State	12	Texas Tech	8	
Arkansas	17	Eastern Illinois	1	Louisiana Tech	5	Penn State	12	Texas-El Paso	6	
Arkansas AM&N	1	Eastern Kentucky	3	Louisville	5	Pennsylvania	1	The Citadel	3	
Arkansas Central	1	Eastern Michigan	1	Loyola (N.O.)	1	Pittsburg State (Kan.)	1	Toledo	3	
Arkansas State	3	Emporia State	1	<b>M</b>		Pittsburgh	11	Trinity (Tex.)	2	
Arkansas-Pine Bluff	1	Evansville	1	Marquette	14	Pomona	1	Tulane	6	
Arlington State	1	<b>F</b>		Marshall	4	Portland State	3	Tulsa	11	
Army	1	Fairmont State	1	Maryland	8	Prairie View	1	Tuskegee (Alabama)	1	
Auburn	22	Findlay (O.)	1	McNeese State	4	Presbyterian	1	<b>U</b>		
<b>B</b>		Fisk	1	Memphis	2	Purdue	11	U.S. International	1	
Baldwin-Wallace	1	Florida	9	Memphis State	4	<b>R</b>		UCLA	11	
Bail State	2	Florida A&M	3	Merchant Marine Academy	1	Redlands (Calif.)	1	Utah	9	
Baylor	14	Florida State	9	Miami (Fla.)	11	Rice	7	Utah State	5	
Bathune-Cookman	1	Fordham	3	Miami (O.)	8	Richmond	3	<b>V</b>		
Bishop (Tex.)	1	Fresno State	6	Michigan	15	Ripon (Wisc.)	1	Vanderbilt	9	
Black Hills (S.D.)	1	Furman	5	Michigan State	14	Rutgers	2	Villanova	5	
Bluefield State (W.Va.)	1	<b>G</b>		Middlebury	1	<b>S</b>		Virginia	6	
Boise State	1	Georgetown	1	Minnesota	13	Sam Houston State	3	Virginia Tech	2	
Boston College	2	Georgia	19	Minnesota-Duluth	1	San Diego State	2	Virginia Union	1	
Boston University	2	Georgia Tech	11	Mississippi	5	San Francisco	5	<b>W</b>		
Bowling Green	8	Grambling State	2	Mississippi College	1	San Jose State	6	Wabash	1	
Bradley	3	Grays Harbor J.C. (Wash.)	1	Mississippi State	7	Santa Barbara	1	Wake Forest	15	
Brigham Young	8	Gustavus-Adolphus	1	Missouri	18	Santa Clara	1	Washington	16	
Brown	4	<b>H</b>		Montana	3	Santa Cara	7	Washington (Mo.)	3	
Bucknell	1	Hamline (Minn.)	1	Montana State	4	Southern Methodist	14	Washington State	11	
<b>C</b>		Hardin-Simmons	6	Montana Tech	1	South Carolina	4	Wenatchee Valley J.C. (Wash.)	1	
Cal-Poly San Luis Obispo	1	Harvard	2	<b>N</b>		South Carolina State	1	West Texas State	4	
California State-Fullerton	1	Hawaii	3	Navy	2	South Dakota	3	West Virginia	4	
California	13	Henderson State	1	Nebraska	15	South Florida	2	Western Carolina	1	
California-Davis	1	Holy Cross	5	New Hampshire	2	Southeast Missouri State	2	Western Illinois	2	
Carolina College	1	Houston	4	New Mexico	6	Southeast Oklahoma State	4	Western Kentucky	2	
Central Michigan	2	Howard Payne	2	New Mexico State	6	Southern Illinois	1	Western Michigan	3	
Central State (Okla.)	3	<b>I</b>		Newberry (S.C.)	1	St. Francis (Ill.)	1	Western Ontario	1	
Cincinnati	1	Idaho	6	None	1	St. John's (Minn.)	1	Wichita State	2	
Clarion	1	Illinois	15	North Alabama	1	St. Louis	2	William & Mary	5	
Clemson	13	Illinois State	1	North Carolina	13	St. Mary's (Calif.)	1	Wisconsin	17	
Colorado	14	Illinois Wesleyan	1	North Carolina A&T	2	St. Thomas (Minn.)	1	Wolford	1	
Colorado College	1	Indiana	22	North Carolina State	10	St. Thomas (Minn.)	1	Wooster	1	
Colorado Mines	1	Indiana (PA)	1	North Dakota State	1	St. Francis (Ill.)	1	Wyoming	10	
Colorado State	6	Indiana State	2	North Texas State	4	<b>X</b>				
Columbia	1	Indiana State	2	Northeast Louisiana	1	Xavier	3	<b>Y</b>		
Concordia (Minn.)	1	Iowa	9	Northeastern	1	Yale	1			
Cornell	1	Iowa State	9	Northeastern Oklahoma	1	Yankton (S.D.)	2			
Cornell (Ia.)	1	<b>J</b>		Northern Illinois	2	Youngstown State	1			
<b>D</b>		Jackson State	1	Northern Iowa	1					
Dartmouth	1	<b>K</b>		Northwest Missouri State	1					
Davidson	1	Kansas	9	Northwestern	16					
Davis & Elkins	1	Kansas State	12	Northwestern State	2					
Dayton	1	Kent State	3	Notre Dame	26					
Delaware	2									



© 2008 FSN Arizona. All Rights Reserved.

**FSN**

**ARIZONA**™

**CARDINALS  
LIVE**

**SUNDAY NIGHTS**



## 2008 NFL WEEKLY SCHEDULE

## WEEK 1

	Local	Arizona
Thursday, Sep. 4		
Washington at N.Y. Giants	7:00 p.m. (ET)	4:00 p.m.
Sunday, Sep. 7		
Detroit at Atlanta	1:00 p.m. (ET)	10:00 a.m.
Cincinnati at Baltimore	1:00 p.m. (ET)	10:00 a.m.
Seattle at Buffalo	1:00 p.m. (ET)	10:00 a.m.
N.Y. Jets at Miami	1:00 p.m. (ET)	10:00 a.m.
Kansas City at New England	1:00 p.m. (ET)	10:00 a.m.
Tampa Bay at New Orleans	12:00 p.m. (CT)	10:00 a.m.
St. Louis at Philadelphia	1:00 p.m. (ET)	10:00 a.m.
Houston at Pittsburgh	1:00 p.m. (ET)	10:00 a.m.
Jacksonville at Tennessee	12:00 p.m. (CT)	10:00 a.m.
Dallas at Cleveland	4:15 p.m. (ET)	1:15 p.m.
Carolina at San Diego	1:15 p.m. (PT)	1:15 p.m.
<b>Arizona at San Francisco</b>	<b>1:15 p.m. (PT)</b>	<b>1:15 p.m.</b>
Chicago at Indianapolis	8:15 p.m. (ET)	5:15 p.m.
Monday, Sep. 8		
Minnesota at Green Bay	6:00 p.m. (CT)	4:00 p.m.
Denver at Oakland	7:15 p.m. (PT)	7:15 p.m.

## WEEK 2

	Local	Arizona
Sunday, Sep. 14		
Chicago at Carolina	1:00 p.m. (ET)	10:00 a.m.
Tennessee at Cincinnati	1:00 p.m. (ET)	10:00 a.m.
Green Bay at Detroit	1:00 p.m. (ET)	10:00 a.m.
Buffalo at Jacksonville	1:00 p.m. (ET)	10:00 a.m.
Oakland at Kansas City	12:00 p.m. (CT)	10:00 a.m.
Indianapolis at Minnesota	12:00 p.m. (CT)	10:00 a.m.
N.Y. Giants at St. Louis	12:00 p.m. (CT)	10:00 a.m.
New Orleans at Washington	1:00 p.m. (ET)	10:00 a.m.
San Francisco at Seattle	1:05 p.m. (PT)	1:05 p.m.
Atlanta at Tampa Bay	4:05 p.m. (ET)	1:05 p.m.
<b>Miami at Arizona</b>	<b>1:15 p.m. (MST)</b>	<b>1:15 p.m.</b>
San Diego at Denver	2:15 p.m. (MT)	1:15 p.m.
Baltimore at Houston	3:15 p.m. (CT)	1:15 p.m.
New England at N.Y. Jets	4:15 p.m. (ET)	1:15 p.m.
Pittsburgh at Cleveland	8:15 p.m. (ET)	5:15 p.m.
Monday, Sep. 15		
Philadelphia at Dallas	7:30 p.m. (CT)	5:30 p.m.

## WEEK 3

	Local	Arizona
Sunday, Sep. 21		
Kansas City at Atlanta	1:00 p.m. (ET)	10:00 a.m.
Oakland at Buffalo	1:00 p.m. (ET)	10:00 a.m.
Tampa Bay at Chicago	12:00 p.m. (CT)	10:00 a.m.
Carolina at Minnesota	12:00 p.m. (CT)	10:00 a.m.
Miami at New England	1:00 p.m. (ET)	10:00 a.m.
Cincinnati at N.Y. Giants	1:00 p.m. (ET)	10:00 a.m.
Houston at Tennessee	12:00 p.m. (CT)	10:00 a.m.
<b>Arizona at Washington</b>	<b>1:00 p.m. (ET)</b>	<b>10:00 a.m.</b>
New Orleans at Denver	2:05 p.m. (MT)	1:05 p.m.
Detroit at San Francisco	1:05 p.m. (PT)	1:05 p.m.
St. Louis at Seattle	1:05 p.m. (PT)	1:05 p.m.
Cleveland at Baltimore	4:15 p.m. (ET)	1:15 p.m.
Jacksonville at Indianapolis	4:15 p.m. (ET)	1:15 p.m.
Pittsburgh at Philadelphia	4:15 p.m. (ET)	1:15 p.m.
Dallas at Green Bay	7:15 p.m. (CT)	5:15 p.m.
Monday, September 22		
N.Y. Jets at San Diego	5:30 p.m. (PT)	5:30 p.m.

## WEEK 4

	Local	Arizona
Open Date: Detroit, Indianapolis, Miami, New England, N.Y. Giants, Seattle		
Sunday, Sep. 28		
Atlanta at Carolina	1:00 p.m. (ET)	10:00 a.m.
Cleveland at Cincinnati	1:00 p.m. (ET)	10:00 a.m.
Houston at Jacksonville	1:00 p.m. (ET)	10:00 a.m.
Denver at Kansas City	12:00 p.m. (CT)	10:00 a.m.
San Francisco at New Orleans	12:00 p.m. (CT)	10:00 a.m.
<b>Arizona at N.Y. Jets</b>	<b>1:00 p.m. (ET)</b>	<b>10:00 a.m.</b>
Green Bay at Tampa Bay	1:00 p.m. (ET)	10:00 a.m.
Minnesota at Tennessee	12:00 p.m. (CT)	10:00 a.m.
San Diego at Oakland	1:05 p.m. (PT)	1:05 p.m.
Buffalo at St. Louis	3:05 p.m. (CT)	1:05 p.m.
Washington at Dallas	3:15 p.m. (CT)	1:15 p.m.
Philadelphia at Chicago	7:15 p.m. (CT)	5:15 p.m.
Monday, Sep. 29		
Baltimore at Pittsburgh	8:30 p.m. (ET)	5:30 p.m.

## WEEK 5

	Local	Arizona
Open Date: Cleveland, N.Y. Jets, Oakland, St. Louis		
Sunday, Oct. 5		
Tennessee at Baltimore	1:00 p.m. (ET)	10:00 a.m.
Kansas City at Carolina	1:00 p.m. (ET)	10:00 a.m.
Chicago at Detroit	1:00 p.m. (ET)	10:00 a.m.
Atlanta at Green Bay	12:00 p.m. (CT)	10:00 a.m.
Indianapolis at Houston	12:00 p.m. (CT)	10:00 a.m.
San Diego at Miami	1:00 p.m. (ET)	10:00 a.m.
Seattle at N.Y. Giants	1:00 p.m. (ET)	10:00 a.m.
Washington at Philadelphia	1:00 p.m. (ET)	10:00 a.m.
Tampa Bay at Denver	2:05 p.m. (MT)	1:05 p.m.
<b>Buffalo at Arizona</b>	<b>1:15 p.m. (MST)</b>	<b>1:15 p.m.</b>
Cincinnati at Dallas	3:15 p.m. (CT)	1:15 p.m.
New England at San Francisco	1:15 p.m. (PT)	1:15 p.m.
Pittsburgh at Jacksonville	8:15 p.m. (ET)	5:15 p.m.
Monday, Oct. 6		
Minnesota at New Orleans	7:30 p.m. (CT)	5:30 p.m.

## WEEK 6

	Local	Arizona
Open Date: Buffalo, Kansas City, Pittsburgh, Tennessee		
Sunday, Oct. 12		
Chicago at Atlanta	1:00 p.m. (ET)	10:00 a.m.
Miami at Houston	12:00 p.m. (CT)	10:00 a.m.
Baltimore at Indianapolis	1:00 p.m. (ET)	10:00 a.m.
Detroit at Minnesota	12:00 p.m. (CT)	10:00 a.m.
Oakland at New Orleans	12:00 p.m. (CT)	10:00 a.m.
Cincinnati at N.Y. Jets	1:00 p.m. (ET)	10:00 a.m.
Carolina at Tampa Bay	1:00 p.m. (ET)	10:00 a.m.
St. Louis at Washington	1:00 p.m. (ET)	10:00 a.m.
Jacksonville at Denver	2:05 p.m. (MT)	1:05 p.m.
<b>Dallas at Arizona</b>	<b>1:15 p.m. (MST)</b>	<b>1:15 p.m.</b>
Philadelphia at San Francisco	1:15 p.m. (PT)	1:15 p.m.
Green Bay at Seattle	1:15 p.m. (PT)	1:15 p.m.
New England at San Diego	5:15 p.m. (PT)	5:15 p.m.
Monday, Oct. 13		
N.Y. Giants at Cleveland	8:30 p.m. (ET)	5:30 p.m.

## WEEK 7

Open Date: Arizona, Atlanta, Jacksonville, Philadelphia

	Local	Arizona
Sunday, Oct. 19		
San Diego at Buffalo	1:00 p.m. (ET)	10:00 a.m.
New Orleans at Carolina	1:00 p.m. (ET)	10:00 a.m.
Minnesota at Chicago	12:00 p.m. (CT)	10:00 a.m.
Pittsburgh at Cincinnati	1:00 p.m. (ET)	10:00 a.m.
Tennessee at Kansas City	12:00 p.m. (CT)	10:00 a.m.
Baltimore at Miami	1:00 p.m. (ET)	10:00 a.m.
San Francisco at N.Y. Giants	1:00 p.m. (ET)	10:00 a.m.
Dallas at St. Louis	12:00 p.m. (CT)	10:00 a.m.
Detroit at Houston	3:05 p.m. (CT)	10:00 a.m.
Indianapolis at Green Bay	3:15 p.m. (ET)	10:00 a.m.
N.Y. Jets at Oakland	1:15 p.m. (PT)	1:15 p.m.
Cleveland at Washington	4:15 p.m. (ET)	1:15 p.m.
Seattle at Tampa Bay	8:15 p.m. (ET)	5:15 p.m.
Monday, Oct. 20	Local	Arizona
Denver at New England	8:30 p.m. (ET)	8:30 p.m.

## WEEK 8

Open Date: Chicago, Cincinnati, Denver, Green Bay, Houston, Minnesota

	Local	Arizona
Sunday, Oct. 26		
Oakland at Baltimore	1:00 p.m. (ET)	10:00 a.m.
Arizona at Carolina	1:00 p.m. (ET)	10:00 a.m.
Tampa Bay at Dallas	12:00 p.m. (CT)	10:00 a.m.
Washington at Detroit	1:00 p.m. (ET)	10:00 a.m.
Buffalo at Miami	1:00 p.m. (ET)	10:00 a.m.
St. Louis at New England	1:00 p.m. (ET)	10:00 a.m.
San Diego at New Orleans (London)	5:00 p.m. (GMT)	10:00 a.m.
Kansas City at N.Y. Jets	1:00 p.m. (ET)	10:00 a.m.
Atlanta at Philadelphia	1:00 p.m. (ET)	10:00 a.m.
Cleveland at Jacksonville	4:05 p.m. (ET)	1:05 p.m.
N.Y. Giants at Pittsburgh	4:15 p.m. (ET)	1:15 p.m.
Seattle at San Francisco	1:15 p.m. (PT)	1:15 p.m.
Monday, Oct. 27	Local	Arizona
Indianapolis at Tennessee	7:30 p.m. (CT)	5:30 p.m.

## WEEK 9

Open Date: Carolina, New Orleans, San Diego, San Francisco

	Local	Arizona
Sunday, Nov. 2		
N.Y. Jets at Buffalo	1:00 p.m. (ET)	11:00 a.m.
Detroit at Chicago	12:00 p.m. (CT)	11:00 a.m.
Jacksonville at Cincinnati	1:00 p.m. (ET)	11:00 a.m.
Baltimore at Cleveland	1:00 p.m. (ET)	11:00 a.m.
Tampa Bay at Kansas City	12:00 p.m. (CT)	11:00 a.m.
Houston at Minnesota	12:00 p.m. (CT)	11:00 a.m.
Arizona at St. Louis	12:00 p.m. (CT)	11:00 a.m.
Green Bay at Tennessee	12:00 p.m. (CT)	11:00 a.m.
Miami at Denver	2:05 p.m. (MT)	2:05 p.m.
Dallas at N.Y. Giants	4:15 p.m. (ET)	2:15 p.m.
Atlanta at Oakland	1:15 p.m. (PT)	2:15 p.m.
Philadelphia at Seattle	1:15 p.m. (PT)	2:15 p.m.
New England at Indianapolis	8:15 p.m. (ET)	6:15 p.m.
Monday, Nov. 3	Local	Arizona
Pittsburgh at Washington	8:30 p.m. (ET)	6:30 p.m.

## WEEK 10

Open Date: Baltimore, Dallas, Tampa Bay, Washington

	Local	Arizona
Thursday, Nov. 6		
Denver at Cleveland	8:15 p.m. (ET)	6:15 p.m.
Sunday, Nov. 9	Local	Arizona
New Orleans at Atlanta	1:00 p.m. (ET)	11:00 a.m.
Tennessee at Chicago	12:00 p.m. (CT)	11:00 a.m.
Jacksonville at Detroit	1:00 p.m. (ET)	11:00 a.m.
Cincinnati at Houston	12:00 p.m. (CT)	11:00 a.m.
Seattle at Miami	1:00 p.m. (ET)	11:00 a.m.
Green Bay at Minnesota	12:00 p.m. (CT)	11:00 a.m.
Buffalo at New England	1:00 p.m. (ET)	11:00 a.m.
St. Louis at N.Y. Jets	1:00 p.m. (ET)	11:00 a.m.
Carolina at Oakland	1:05 p.m. (PT)	2:05 p.m.
Indianapolis at Pittsburgh	4:15 p.m. (ET)	2:15 p.m.
Kansas City at San Diego	1:15 p.m. (PT)	2:15 p.m.
N.Y. Giants at Philadelphia	8:15 p.m. (ET)	6:15 p.m.
Monday, Nov. 10	Local	Arizona
San Francisco at Arizona	6:30 p.m. (MT)	6:30 p.m.

## WEEK 11

	Local	Arizona
Thursday, Nov. 13		
N.Y. Jets at New England	8:15 p.m. (ET)	6:15 p.m.
Sunday, Nov. 16	Local	Arizona
Denver at Atlanta	1:00 p.m. (ET)	11:00 a.m.
Detroit at Carolina	1:00 p.m. (ET)	11:00 a.m.
Philadelphia at Cincinnati	1:00 p.m. (ET)	11:00 a.m.
Chicago at Green Bay	12:00 p.m. (CT)	11:00 a.m.
Houston at Indianapolis	1:00 p.m. (ET)	11:00 a.m.
Tennessee at Jacksonville	1:00 p.m. (ET)	11:00 a.m.
New Orleans at Kansas City	12:00 p.m. (CT)	11:00 a.m.
Oakland at Miami	1:00 p.m. (ET)	11:00 a.m.
Baltimore at N.Y. Giants	1:00 p.m. (ET)	11:00 a.m.
Minnesota at Tampa Bay	1:00 p.m. (ET)	11:00 a.m.
St. Louis at San Francisco	1:05 p.m. (PT)	2:05 p.m.
Arizona at Seattle	1:05 p.m. (PT)	2:05 p.m.
San Diego at Pittsburgh	4:15 p.m. (ET)	2:15 p.m.
Dallas at Washington *	8:15 p.m. (ET)	6:15 p.m.
Monday, Nov. 17	Local	Arizona
Cleveland at Buffalo	8:30 p.m. (ET)	6:30 p.m.

## WEEK 12

	Local	Arizona
Thursday, Nov. 20		
Cincinnati at Pittsburgh	8:15 p.m. (ET)	6:15 p.m.
Sunday, Nov. 23	Local	Arizona
Carolina at Atlanta	1:00 p.m. (ET)	11:00 a.m.
Philadelphia at Baltimore	1:00 p.m. (ET)	11:00 a.m.
Houston at Cleveland	1:00 p.m. (ET)	11:00 a.m.
San Francisco at Dallas	12:00 p.m. (CT)	11:00 a.m.
Tampa Bay at Detroit	1:00 p.m. (ET)	11:00 a.m.
Minnesota at Jacksonville	1:00 p.m. (ET)	11:00 a.m.
Buffalo at Kansas City	12:00 p.m. (CT)	11:00 a.m.
New England at Miami	1:00 p.m. (ET)	11:00 a.m.
Chicago at St. Louis	12:00 p.m. (CT)	11:00 a.m.
N.Y. Jets at Tennessee	12:00 p.m. (CT)	11:00 a.m.
Oakland at Denver	2:05 p.m. (MT)	2:05 p.m.
N.Y. Giants at Arizona	2:15 p.m. (MT)	2:15 p.m.
Washington at Seattle	1:15 p.m. (PT)	2:15 p.m.
Indianapolis at San Diego *	5:15 p.m. (PT)	6:15 p.m.
Monday, Nov. 24	Local	Arizona
Green Bay at New Orleans	7:30 p.m. (CT)	6:30 p.m.

(NFL Schedule continued on page 432)

(NFL Schedule continued from page 431)

**WEEK 13**

	Local	Arizona
Thursday, Nov. 27		
Tennessee at Detroit	12:30 p.m. (ET)	10:30 a.m.
Seattle at Dallas	3:15 p.m. (CT)	2:15 p.m.
<b>Arizona at Philadelphia</b>	<b>8:15 p.m. (ET)</b>	<b>6:15 p.m.</b>
<b>Sunday, Nov. 30</b>	<b>Local</b>	<b>Arizona</b>
San Francisco at Buffalo	1:00 p.m. (ET)	11:00 a.m.
Baltimore at Cincinnati	1:00 p.m. (ET)	11:00 a.m.
Indianapolis at Cleveland	1:00 p.m. (ET)	11:00 a.m.
Carolina at Green Bay	12:00 p.m. (CT)	11:00 a.m.
Denver at N.Y.	1:00 p.m. (ET)	11:00 a.m.
Miami at St. Louis	12:00 p.m. (CT)	11:00 a.m.
New Orleans at Tampa Bay	1:00 p.m. (ET)	11:00 a.m.
N.Y. Giants at Washington	1:00 p.m. (ET)	11:00 a.m.
Atlanta at San Diego	1:05 p.m. (PT)	2:05 p.m.
Pittsburgh at New England	4:15 p.m. (ET)	2:15 p.m.
Kansas City at Oakland	1:15 p.m. (PT)	2:15 p.m.
Chicago at Minnesota *	7:15 p.m. (CT)	5:15 p.m.
<b>Monday, Dec. 1</b>	<b>Local</b>	<b>Arizona</b>
Jacksonville at Houston	7:30 p.m. (CT)	5:30 p.m.

**WEEK 14**

	Local	Arizona
Thursday, Dec. 4		
Oakland at San Diego	5:15 p.m. (PT)	5:15 p.m.
<b>Sunday, Dec. 7</b>	<b>Local</b>	<b>Arizona</b>
Washington at Baltimore	1:00 p.m. (ET)	11:00 a.m.
Jacksonville at Chicago	12:00 p.m. (CT)	11:00 a.m.
Minnesota at Detroit	1:00 p.m. (ET)	11:00 a.m.
Houston at Green Bay	12:00 p.m. (CT)	11:00 a.m.
Cincinnati at Indianapolis	1:00 p.m. (ET)	11:00 a.m.
Atlanta at New Orleans	12:00 p.m. (CT)	11:00 a.m.
Philadelphia at N.Y. Giants	1:00 p.m. (ET)	11:00 a.m.
Cleveland at Tennessee	12:00 p.m. (CT)	11:00 a.m.
Miami at Buffalo (Toronto)	4:05 p.m. (ET)	2:05 p.m.
Kansas City at Denver	2:05 p.m. (MT)	2:05 p.m.
N.Y. Jets at San Francisco	1:05 p.m. (PT)	2:05 p.m.
<b>St. Louis at Arizona</b>	<b>2:15 p.m. (MT)</b>	<b>2:15 p.m.</b>
Dallas at Pittsburgh	4:15 p.m. (ET)	2:15 p.m.
New England at Seattle *	5:15 p.m. (PT)	5:15 p.m.
<b>Monday, Dec. 8</b>	<b>Local</b>	<b>Arizona</b>
Tampa Bay at Carolina	8:30 p.m. (ET)	6:30 p.m.

**WEEK 15**

	Local	Arizona
Thursday, Dec. 11		
New Orleans at Chicago	7:15 p.m. (CT)	5:15 p.m.
<b>Sunday, Dec. 14</b>	<b>Local</b>	<b>Arizona</b>
Tampa Bay at Atlanta	1:00 p.m. (ET)	11:00 a.m.
Pittsburgh at Baltimore	1:00 p.m. (ET)	11:00 a.m.
Denver at Carolina	1:00 p.m. (ET)	11:00 a.m.
Washington at Cincinnati	1:00 p.m. (ET)	11:00 a.m.
Tennessee at Houston	12:00 p.m. (CT)	11:00 a.m.
Detroit at Indianapolis	1:00 p.m. (ET)	11:00 a.m.
Green Bay at Jacksonville	1:00 p.m. (ET)	11:00 a.m.
San Diego at Kansas City	12:00 p.m. (CT)	11:00 a.m.
San Francisco at Miami	1:00 p.m. (ET)	11:00 a.m.
Buffalo at N.Y. Jets	1:00 p.m. (ET)	11:00 a.m.
Seattle at St. Louis	12:00 p.m. (CT)	11:00 a.m.
<b>Minnesota at Arizona</b>	<b>2:05 p.m. (MT)</b>	<b>2:05 p.m.</b>
New England at Oakland	1:15 p.m. (PT)	2:15 p.m.
N.Y. Giants at Dallas *	7:15 p.m. (CT)	5:15 p.m.
<b>Monday, Dec. 15</b>	<b>Local</b>	<b>Arizona</b>
Cleveland at Philadelphia	8:30 p.m. (ET)	6:30 p.m.

**WEEK 16**

	Local	Arizona
Thursday, Dec. 18		
Indianapolis at Jacksonville	8:15 p.m. (ET)	6:15 p.m.
<b>Saturday, December 20</b>	<b>Local</b>	<b>Arizona</b>
Baltimore at Dallas	7:15 p.m. (CT)	5:15 p.m.
<b>Sunday, December 21</b>	<b>Local</b>	<b>Arizona</b>
Cincinnati at Cleveland	1:00 p.m. (ET)	11:00 a.m.
New Orleans at Detroit	1:00 p.m. (ET)	11:00 a.m.
Miami at Kansas City	12:00 p.m. (CT)	11:00 a.m.
Atlanta at Minnesota	12:00 p.m. (CT)	11:00 a.m.
<b>Arizona at New England</b>	<b>1:00 p.m. (ET)</b>	<b>11:00 a.m.</b>
Carolina at N.Y. Giants	1:00 p.m. (ET)	11:00 a.m.
San Francisco at St. Louis	12:00 p.m. (CT)	11:00 a.m.
Pittsburgh at Tennessee	12:00 p.m. (CT)	11:00 a.m.
Philadelphia at Washington	1:00 p.m. (ET)	11:00 a.m.
Buffalo at Denver	2:05 p.m. (MT)	2:05 p.m.
Houston at Oakland	1:05 p.m. (PT)	2:05 p.m.
N.Y. Jets at Seattle	1:05 p.m. (PT)	2:05 p.m.
San Diego at Tampa Bay *	8:15 p.m. (ET)	6:15 p.m.
<b>Monday, December 22</b>	<b>Local</b>	<b>Arizona</b>
Green Bay at Chicago	7:30 p.m. (CT)	5:30 p.m.

\* - Sunday Night Games In Weeks 11-16 Subject To Change

**WEEK 17**

	Local	Arizona
<b>Sunday, December 28</b>		
St. Louis at Atlanta	1:00 p.m. (ET)	11:00 a.m.
Jacksonville at Baltimore	1:00 p.m. (ET)	11:00 a.m.
New England at Buffalo	1:00 p.m. (ET)	11:00 a.m.
Kansas City at Cincinnati	1:00 p.m. (ET)	11:00 a.m.
Detroit at Green Bay	12:00 p.m. (CT)	11:00 a.m.
Chicago at Houston	12:00 p.m. (CT)	11:00 a.m.
Tennessee at Indianapolis	1:00 p.m. (ET)	11:00 a.m.
N.Y. Giants at Minnesota	12:00 p.m. (CT)	11:00 a.m.
Carolina at New Orleans	12:00 p.m. (CT)	11:00 a.m.
Miami at N.Y. Jets	1:00 p.m. (ET)	11:00 a.m.
Dallas at Philadelphia	1:00 p.m. (ET)	11:00 a.m.
Cleveland at Pittsburgh	1:00 p.m. (ET)	11:00 a.m.
Oakland at Tampa Bay	1:00 p.m. (ET)	11:00 a.m.
<b>Seattle at Arizona</b>	<b>2:15 p.m. (MT)</b>	<b>2:15 p.m.</b>
Denver at San Diego	1:15 p.m. (PT)	2:15 p.m.
Washington at San Francisco	1:15 p.m. (PT)	2:15 p.m.

\* - Sunday Night Game In Week 17 TBD

**POSTSEASON** (All games played in 2009)

<b>Saturday, January 3</b>	AFC and NFC Wild Card Playoffs (NBC)
<b>Sunday, January 4</b>	AFC and NFC Wild Card Playoffs (CBS and FOX)
<b>Saturday, January 10</b>	AFC and NFC Divisional Playoffs (CBS and FOX)
<b>Sunday, January 11</b>	AFC and NFC Divisional Playoffs (CBS and FOX)
<b>Sunday, January 18</b>	AFC and NFC Championship Games (CBS and FOX)
<b>Sunday, February 1</b>	Super Bowl XLIII in Tampa, Florida (NBC)
<b>Sunday, February 8</b>	AFC-NFC Pro Bowl in Honolulu, Hawaii (FOX)

## FLEX SCHEDULING

In 2008 the NFL will play its third season under its flexible scheduling format, which provides the best match-ups to fans across the nation for the final seven Sunday night games on NBC.

Twelve days before each game – or as few as six days in Week 17 – the league will announce its Sunday night games. For the Cardinals, this means

that every game after the November 10 Monday Night game vs. San Francisco (with the exception of the Thanksgiving Day game at Philadelphia) has the potential of being moved to an NBC Sunday night game.

Stay tuned to [www.azcardinals.com](http://www.azcardinals.com) for the latest updates regarding game time changes.

## NFL POLICY FOR RETRACTABLE ROOFS

The National Football League's Policy for Retractable Domed Stadiums was developed by the NFL Competition Committee.

The policy dictates that the home team will decide the status of the roof (open or closed) 90 minutes before kickoff. If the game begins with the roof open, it will be closed only if 1) hazardous conditions develop or are anticipated; or 2) it begins to rain.

The roof will not be closed for rain any time after the five-minute mark of the fourth quarter (including overtime). The roof can be closed at any time to address hazardous situations and if the roof is closed, it will not be re-opened.

Below is the excerpt from the 2008 Policy Manual for Member Clubs, Vol. II detailing the league's policy for retractable roofs. At present, University of Phoenix Stadium, Reliant Stadium in Houston and Lucas Oil Stadium in Indianapolis are the only three venues in the NFL with retractable roofs.

### GENERAL POLICY

One and one-half hours prior to kickoff, the home team will have the authority to determine if the roof should be open or closed for the game. The home club may choose to open the roof for some games and not for others. In the event a game is started with the roof in the open position and it is closed pursuant to the procedures set forth below, or if the game starts with the roof in the closed position, the roof must thereafter remain in the closed position for the duration of the game.

### PRE-GAME PROCEDURES

- 1) In the week prior to a game and on game day, to preserve and protect the field, the League's tarp rule will be in effect, if the roof is open.
- 2) No later than one and one-half hours prior to kickoff, the home club is required to notify the Referee or the highest-ranking League official working at the game whether the roof shall be open or closed. The opening or closing of the roof as designated by the home club should be completed no later than the time that the teams take the field for pre-game warm-ups. All overhead lighting must be on prior to team warm-ups and must remain on for the duration of the game.

- 3) If, subsequent to the home club's decision to have the roof in the open position for the game, a hazardous condition (lightning, severe winds, etc.) develops or is anticipated that threatens the welfare of participants and/or spectators, as determined by the Referee after receiving input from the Stadium Manager and the highest-ranking League official working at the game, the roof shall be closed immediately. If it begins to rain at any time after the club's decision to have the roof in the open position for the game, the roof shall be closed immediately, by signal of the Referee to the Stadium Manager.

### IN-GAME PROCEDURES

- 4) If a game starts with the roof open, it shall be closed at any time due to the development or anticipation of a hazardous condition that threatens the welfare of participants and/or spectators. The game Referee, in consultation with the highest-ranking League official working at the game, after receiving input from the Stadium Manager, will decide if the roof should be closed. If the roof is closed pursuant to the above, it must remain closed for the duration of the game. Play may continue while the roof is being closed, subject to the Referee suspending play pursuant to the procedures for emergency situations.
- 5) If a game starts with the roof open, it shall be closed at any time up to the last five minutes of the fourth period if it begins to rain. The decision to close the roof will be made by the Referee, who will signal to the Stadium Manager or otherwise communicate to him or her to begin closing the roof. Play will continue while the roof is closing.
- 6) If the fourth period ends with the roof in the open position, no change will be made prior to or during an overtime period, unless the roof is closed pursuant to the procedures for hazardous conditions as set forth in No. 4 above.

## CARDINALS CHARITIES

Founded in 1990, Cardinals Charities mission is to support programs designed to improve the quality of life and enhance opportunities for children, women, and minorities in the state of Arizona.

Cardinals Charities' grants are awarded on an annual basis in response to applications from qualified non-profit organizations whose goals and programs meet the mission statement.

Educational opportunities are important as is shown by grants awarded to San Miguel High School in Tucson and a grant awarded to the Boys and Girls Club of Metropolitan Phoenix in support of its Education and Career Development Program.

Cardinals Charities also continued its involvement with a wide range of organizations focused on women's issues in Arizona. Cardinals Charities has



supported programs for victims of domestic violence through grants awarded to the Sojourner Center, Chrysalis Shelter, the American Red Cross Grand Canyon Chapter, the Jewish Family and Children's Services in Maricopa County, BOTHANDS in Flagstaff and to The Brewster Center in Tucson.

Every effort is made to direct contributions where they can have the greatest impact while addressing the most critical needs.

Since its inception, Cardinals Charities has distributed more than \$4 million to over 300 worthy Arizona charitable organizations on behalf of the Arizona Cardinals Football Club and the National Football League.

Just this past year, Cardinals Charities distributed more than \$550,000 to 83 worthy Arizona charitable organizations.



### General Guidelines for Beneficiaries

- Organizations must be exempt under 501 (c) (3) of the Internal Revenue Service code.
- At least 75 percent of funding must be spent in Arizona.
- Grant application will be limited to once each year; however, organizations may reapply each year.
- Proposals for \$5,000 or less are preferred.

### Application Process

Interested organizations must request an application in writing, either by FAX or mail, on their 501 (c) (3) letterhead. Deadline for submission of application is June 1. Grant notification will be made within 120 days following filing deadline.

Address correspondence to:

Pat Tankersley  
Cardinals Charities  
P.O. Box #888  
Phoenix, AZ 85001-0888  
FAX: 480/785-7327

Cardinals Charities hosts five signature annual events during the course of each year – the Kickoff Luncheon, Locker Room Breakfast, Celebrity Golf Classic, the Dinner and Auction, and the NFL Alumni Celebrity Golf Challenge.

### **Kickoff Luncheon**

- Entering its 11th consecutive season.
- The Kickoff Luncheon is a chance for fans and business partners to enjoy lunch and meet the entire Cardinals team and coaching staff prior to the start of each season.
- In 2007, 650 attendees attended the luncheon on the field level at University of Phoenix Stadium helping to raise over \$230,000 for Cardinals Charities.



### **Dinner and Auction**

- Entering 15th consecutive season.
- The annual dinner and auction is held during the course of the season. Each year, participants are able to enjoy a themed dinner with the Cardinals players, coaches and staff while bidding on various memorabilia and travel packages.
- In 2007, 415 participants took part in the "Gridiron Chef" competition which featured three teams consisting of six Cardinals players and a Valley chef competing in a takeoff of the popular TV show "Iron Chef." The event, which was held at University of Phoenix Stadium, raised \$180,000 for Cardinals Charities.



### **NFL Alumni Celebrity Golf Challenge**

- Entering 4th consecutive season.
- A celebrity golf tournament partnering with the Arizona Chapter of NFL Alumni, the Challenge has fans and business partners playing with NFL alumni with the winning team entered in the Super Bowl of Golf each year.
- In its third year in 2007, the Challenge had 56 NFL alumni (Larry Wilson, Jim Hart, Lance Smith) pair up with 250 other golfers to raise \$70,000 for the Juvenile Diabetes Research Foundation (JDRF), the Cardinals Preparatory Academy, and the NFL Y.E.T. Academy.



### **Locker Room Breakfast**

- Entering 5th consecutive season.
- An exclusive gathering inside the Cardinals locker room, the breakfast offers a peak at the upcoming season each year and allows fans to get an upclose look of where the Cardinals players prepare before home games.
- In 2008, the breakfast was once again held in the Cardinals locker room of University of Phoenix Stadium. More than 120 people were in attendance to listen to Head Coach Ken Whisenhunt and meet all of the Cardinals assistant coaches while raising more than \$57,000 for Cardinals Charities.

### **Celebrity Golf Classic**

- Entering 20th consecutive season.
- The longest running Cardinals Charities event, the Golf Classic is held each offseason with participants donating money for the opportunity to play with Cardinals players and coaches.
- Each year, participants play a round of golf with various celebrities and have the opportunity to win various luxury items while also bidding on memorabilia and travel packages through an auction.
- In 2008, over 315 attendees played golf with current and former Cardinals players and coaches at the Whirlwind Golf Club at Wild Horse Pass helping to raise \$365,000 for Cardinals Charities.

## CARDINALS IN THE COMMUNITY

The 2007 season marked another successful year for the Arizona Cardinals Football Club and its various community-based activities.

Cardinals players, coaches, cheerleaders, mascot Big Red, and front office staff continued the organization's ongoing efforts of being a champion in the community. Throughout the 2007 season, 79 different players took part in 259 different community events and appearances that impacted approximately 70,000 adults and children throughout Arizona. The Cardinals also donated more than 40,000 pieces of merchandise and memorabilia throughout the past year. During the 2008 offseason, the Cardinals stayed busy by hosting 64 community events involving 30 different players that impacted over 24,000 children and adults.

The Cardinals three signature community programs during the season - the SRP and Safeway Milk and Cookies Program, Gatorade Jr. Training Camps and the NFL Flag Football program - all grew in popularity and attendance in 2007 and should continue to get bigger in 2008.



### SRP/Safeway Milk and Cookies Program

- Entering its 7th consecutive season.
- Each Tuesday, a different Cardinals player along with team mascot Big Red reads to students at various Valley elementary schools and distributes book covers and milk and cookies provided by Safeway.
- 8 players visited 11 different schools and read to 600 students in 2007.

### Gatorade Jr. Training Camps

- Entering 11th consecutive season. During the 2007 season, the Cardinals along with the Arizona Super Bowl Host Committee, put on kids clinics using Gatorade Training stations and interactive zones.

- Cardinals players and Big Red provide football instruction and guidance for students while hosting the kids camps at Valley elementary schools or at the Cardinals training facility in Tempe.
- 10 players participated in 29 Gatorade camps/Super Bowl Clinics impacting 22,000 students during the 2007 season.
- During the 2008 offseason, the Cardinals hosted 15 kids camps for over 1,500 children.

### NFL Flag Football Program

- Entering 6th consecutive season and third sponsored by the University of Phoenix and Toyota.
- 5-on-5 non-contact flag football league for boys and girls to provide basic fundamentals of football throughout the state of Arizona and in Nevada.
- The program grew from 8,000 participants in 2004 to 12,400 in 2005 to now having over 15,000 players.
- For the third consecutive season, the Cardinals hosted a NFL Flag regional tournament at the team's training facility. In 2007, the tournament hosted over 450 athletes participating throughout the weekend.

The Cardinals also continued their involvement with Arizona high school football with the weekly "High School Coach-of-the-Week" award and Wells Fargo "High School Player-of-the-Week" award during the 2007 season. Both programs will be back for the 2008 season.

### "High School Coach-of-the-Week"

- Starting its 14th consecutive season
- Every week during the high school football season, a panel selects a high school coach of the week, awards him with a certificate from Cardinals President William V. Bidwill and a \$1,000 check to the coach's school on behalf of Cardinals Charities.
- In 2007, 10 coaches were selected and a total of \$10,000 was awarded to Arizona high school football programs.
- A "Coach-of-the-Year" was selected following the 2007 high school season and George De La Torre from South Mountain. H.S. was awarded an additional \$2,000 for his school.

### **“High School Player-of-the-Week”**

- Starting its 6th consecutive season and third sponsored by Wells Fargo.
- Every week during the high school football season, a panel selects a high school player of the week who receives a football plaque acknowledging the award at the Cardinals training facility following the team’s practice.
- In 2007, 10 players were selected and each had the opportunity to attend a practice and meet players.
- A “Player-of-the-Year” was selected following the high school season and Tim Ruben from Gilbert HS was given a Cardinals jersey with his name on it and a football plaque engraved with his season stats.

The Cardinals also remained busy during the holidays giving back to those less fortunate. Along with hosting a game day toy drive that benefits Chicanos Por La Causa and game day canned food drive sponsored by Gila River that benefits St. Mary’s Food Bank, two of the marquee programs that the Cardinals participate in each season during that time of year are the “Help Feed the Hungry” program and the “Teddy Bear Express.”

### **Help Feed the Hungry**

- Last year, Cardinals team President Michael Bidwill, five players and their families along with front office personnel, cheerleaders and Big Red helped serve Thanksgiving dinner at the Phoenix Rescue Mission for more than 100 people.
- The 2007 season marked the 6th consecutive year of working with the Rescue Mission during Thanksgiving.



### **Teddy Bear Express**

- Each year, a Cardinals caravan with players, wives, front office personnel, Big Red and cheerleaders visit two different hospitals to deliver uniformed personalized teddy bears to children spending the holidays at the hospital.
- Last year 10 players visited Phoenix Children’s Hospital and Gompers Habilitation Center and visited over 100 kids at both stops, passing out teddy bears while signing autographs, taking pictures and spreading holiday joy.



- The 2007 season was the 8th consecutive year of program.

The 2008 offseason once again allowed the Cardinals to focus on hosting bigger and more in-depth kids camps. In May, the Cardinals hosted the annual “Football Skills and Education Camp” presented by SRP, U.S. Army and Core Institute as well as the “Cardinals Kicking, Punting and Long Snapping Camp” presented by SRP and U.S. Army.

### **“Football Skills and Education Camp”**

- 6th consecutive summertime camp
- Presented by SRP, U.S. Army and Core Institute
- 350 high school football players from Arizona had the opportunity to receive a full day of classroom and on-field instruction from professionals at the Cardinals facility.
- 15 current Cardinals players and eight NFL alumni helped coach and instruct 50 players for each individual position.

### **Arizona Cardinals Kicking Camp**

- 3rd consecutive summertime camp
- Presented by SRP and U.S. Army
- 100 kickers, punters, and long-snappers from Arizona, Nevada, New Mexico and Utah had the opportunity to gain instruction from Director of Community Relations Luis Zendejas, punter Dirk Johnson, kicker Neil Rackers and long snapper Nathan Hodel.

In addition to being active throughout the community with various player appearances and events, the Cardinals also gave back to the people of Arizona with donations of merchandise and memorabilia.

### **Cardinals Donations**

- The Cardinals donated 20,000 items of signed merchandise (signed footballs, jerseys and hats) to non-profit organizations in 2007.
- Finally, during a sold out season at University of Phoenix Stadium last year, 4,000 game tickets were distributed to worthwhile organizations.

Community service is never out of season for the Cardinals. For more information on the community programs, contact Luis Zendejas (602/379-0101).

## ABOUT UNIVERSITY OF PHOENIX STADIUM

From the outset, Cardinals owner Bill Bidwill along with son and team President Michael embarked upon the task of building a new stadium for the team with a very clear focus. They were intent on constructing a bold and innovative venue that would set the industry standard for design excellence and provide the ultimate in fan comfort. The result of those efforts is the \$450 million University of Phoenix Stadium that opened in August of 2006 on a 165-acre site in Glendale, just west of Phoenix. In addition to hosting Cardinals games, it was the site of Super Bowl XLII last February between the Giants and Patriots. It also hosts the Tostitos Fiesta Bowl annually and the Championship Series title game on a rotating basis.

**ARCHITECTURE:** World-renowned architect Peter Eisenman, in partnership with HOK Sport and Hunt Construction Group, created a state-of-the-art design that has already become a distinctive Arizona landmark. The stadium's exterior skin takes its design cue from the barrel cactus and features alternating sections of shimmering metal panels intended to reflect the shifting desert light alongside magnificent vertical glass slots allowing fans a spectacular view of the horizon from any level of the interior.

**RETRACTABLE FIELD:** University of Phoenix Stadium also features a unique rollout natural grass playing field, contained in a single tray weighing 18.9 million-pounds (234 feet wide, 403 feet long). The first completely retractable field in the United States, it is positioned inside the stadium on game days to offer the preferred natural-grass playing surface for football and outside the stadium for the remaining 350+ days of the year to receive sunlight and watering. The field tray is powered by electric motors mounted on steel wheels riding on tracks embedded in the concrete floor and will take approximately 60 minutes to move completely. The flexibility of this unique design allows University of Phoenix Stadium to serve as a true multi-purpose venue featuring a 160,000 square-foot event floor for other prominent events such as NCAA basketball tournaments, trade and consumer shows, conventions, concerts, motor sports, and rodeos.

**RETRACTABLE ROOF:** Atop the stadium roof are two large retractable panels that open and close on an arc. The panels and much of the roof are made of a translucent fabric called Birdair that enables light to penetrate and gives the venue an open, airy feel. When closed it also allows for an air conditioned





environment during the hot months but the roof can be opened during cooler times of the year to take advantage of Arizona's patented sunshine. The roof takes about 10 minutes to open or close.

**INFORMATION TECHNOLOGY:** Thanks to a successful partnership between the Cardinals, Tempe, AZ-based Insight and Cisco Systems the stadium boasts a variety of head-turning technology and innovations that are changing the way fans experience the game. An advanced Internet Protocol (IP) network from Cisco handles all data, voice and video communication traffic pulsing through the stadium, which 1) enables every fan in the stadium to enjoy fantasy football and surf the Internet from their wireless-enabled devices such as PDAs. 2) supports cell phone service for every seat in the house and enables fans to watch instant replay on the stadium's 70 jumbo plasma screens. 3) during a game allows fans in the stadium's luxury lofts to access statistics, scores, and monitor fantasy football activity using Cisco IP phones with touch-screen displays. These fans also can use the phone's color touch-screen to order food and beverages, buy tickets for future games, and shop at the Cardinals' online store. All of the technological elements maximize and enhance the experience of fans, players, management, vendors, ticket takers and virtually everyone who has business at the stadium and the converged IP network is the most advanced communications system in the league, if not in all of sports.

**MULTI-PURPOSE:** Because of the truly unique multi-purpose nature of the facility, University of Phoenix Stadium is able to host far more than just Cardinals home games. Since opening in August of 2006, the building has hosted the Rolling Stones, high school proms, the first-ever BCS national championship game (Florida-Ohio State), monster truck shows, Fiesta Bowls, international soccer matches, high school football championships, trade shows and conventions, and numerous other events. In a given year, Global Spectrum (the buildings operator) successfully books 225+ event days for gatherings large, small and in between. On February 3, 2008 it hosted the most-watched event in American TV history when the Giants upset the Patriots in Super Bowl XLII.

**OTHER FEATURES:** In addition to its high-design architecture and innovative design, the stadium also sets new standards for stadium comfort. Its layout provides for excellent site lines, comfortable seats, abundant restrooms and concession stands, spacious end-zone viewing decks, and wide concourses with an open design allowing for an unobstructed view of the field from both the lower and upper concourses. The stadium showcases two state-of-the-art videoboard/scoreboard displays prominently located in the end zones with excellent site lines from all seating areas. It is also aligned along a slight northwest to southeast axis to offer the maximum sun expo-

*(About UOP Stadium continued on page 440)*



*(About UOP Stadium continued from page 439)*

sure for the grass field and maximum shade for stadium patrons. The stadium's seating capacity is approximately 65,000 for Cardinals games and is expandable to over 73,000 for megaevents like the Super Bowl and Fiesta Bowl. University of Phoenix Stadium includes 88 luxury lofts - know elsewhere as "suites" - that are unlike any others in the sports industry. Featuring a bold, modern interior design, loft amenities include preferred parking, an exclusive entrance, private restrooms, multiple televisions, and in-loft catering. In addition to the lofts, a luxurious Club Level features wider seats, preferred parking, private entrances, and a climate controlled Club Lounge with multiple two-story spaces, com-

fortable lounge seating, plentiful TV monitors, upgraded food and beverage offerings and dedicated restrooms. On-site parking accommodates 14,000 cars as part of an innovative site plan designed to create a truly unique tailgating experience for fans. This 160-acre region, known as Sportsman's Park, features over 20 acres of turf including the eight-acre public area known as the Great Lawn. In addition to the 14,000 on-site spaces, parking for an additional 7,500 vehicles is conveniently located on adjacent parcels and another 3,500 on other nearby parcels. University of Phoenix Stadium is owned by the Arizona Sports and Tourism Authority and operated by Global Spectrum.

## BY THE NUMBERS

1.7 million	Square footage of stadium	8,000	Tons of cooling used by the stadium's air conditioning
88	Total number of individual luxury lofts in stadium	2,300	Number of Valley homes that could be accommodated by the air conditioning provided at the stadium
7,501	Total number of club seats in stadium	14,000	Number of on-site parking spaces (not including additional 11,000 on adjacent and nearby parcels)
7	Number of club lounges	15,451	Square footage of the Cardinals locker room area including equipment and training rooms, shower areas, etc. (Locker room itself is 5,000)
65,000	Seating capacity for Cardinals games (expandable to 73,000 for Super Bowls and college Bowl games)	20	Number of sellouts in first two seasons at University of Phoenix Stadium (compared to 12 in 18 seasons at Sun Devil Stadium)
10	Approximate number of minutes it takes to open/close roof	516,646	Total fans attending Cardinal games during the 2007 regular season, a franchise record
18.5 million	Approximate weight (in pounds) of the roof	454,785	Votes in favor of Proposition 302 stadium legislation in 2000
70	Approximate number of minutes to roll field into the stadium	1,218	Days between the stadium groundbreaking (4/12/03) and the inaugural game at the stadium (8/12/06)
740	Approximate number of feet the field must move to get into the stadium	16,340	Total number of jobs created by Proposition 302; overall economic impact is \$1.95 billion
18.9 million	Weight (in pounds) of the retractable field	2.6 million	Total number of hours put in by workers during construction project
21	Number of vertical slots on the exterior wall of stadium	900	Length in miles of a sidewalk that could be made from the amount of concrete used on the stadium (roughly the distance from Phoenix to San Francisco)
30	Height in feet of the giant numbers designating the three main entrances to the stadium	10,000	Approximate number of individual Crown Cor panels that make up the metallic skin of the stadium's exterior
19	Width in inches of the stadium seats; club seats are 21 inches		
10	Number of elevators for public use in stadium		
18	Number of escalators for public use in stadium		
14	Number of new NFL venues HOK has designed		
1,175	Total restroom fixtures for public use in the stadium (32 women's restrooms, 29 men's, and 12 family restrooms)		
310	The number of fixed locations for fans to purchase food and beverages (does not include additional portable locations)		

## AWARDS, HONORS & RECOGNITION

Even before opening, the venue received worldwide acclaim for its design excellence, architectural impressiveness, and technological innovation. In February of 2005, Business Week listed the world's 10 most impressive sports facilities in the world and the venue was the only US facility on their list.



In 2007 alone, University of Phoenix Stadium has received a host of other industry awards and honors including:

- Named NFL's top venue in reader poll of Street & Smith's Sportsbusiness Journal.
- Selected as NFL's best playing surface in Sporting News survey of the league's players.
- Named one of the seven wonders of Arizona by The Arizona Republic in 2007.
- Named the #1 meeting venue in 2007 by the Phoenix Business Journal
- In June of 2007 received the IDEAS2 (Innovative Design and Excellence in Architecture with Structural Steel) award from The American Institute of Steel Construction (AISC).
- In June of 2007, architect Peter Eisenman was awarded "innovator" status by Popular Mechanics magazine for his work on the stadium.
- Also in 2007, stadium partner Walter p. Moore received an Award of Merit from the National Council of Structural Engineering (NCSEA).
- In 2007, the Institute of Structural Engineers bestowed commendation of University of Phoenix Stadium in its Award for Sports Structures Category.
- Event Solutions Magazine awarded its 2007 Spotlight Award in the category Event Site of the Year Award to University of Phoenix Stadium.

University of Phoenix Stadium has also received widespread publicity in places you may not expect it: a cover story in The New York Times Arts & Leisure section, a separate piece in The Times Sunday Magazine, placement in Popular Mechanics, not to mention the international publicity its high design architecture has received in places like Germany, Denmark, Japan, and Brazil. From article to article, country to country, it is exceedingly clear that something truly special exists in the Valley of the Sun.

## STADIUM IS TOPS AGAIN

In 2007 Street & Smith's Sportsbusiness Journal and Sports Business Daily presented the results from

their third annual SBJ/SBD Readers Survey on the state of the sports industry and for the second straight year, University of Phoenix Stadium was named the

STREET & SMITH'S  
**SportsBusiness  
JOURNAL**

top venue in the National Football League.

University of Phoenix Stadium, which opened in

August of 2006, took the title of best NFL facility from historic Lambeau Field last year and those two venues were again ranked one and two in 2007.

## BEST NFL STADIUM

14.6%	University of Phoenix Stadium (AZ Cardinals)
13.4%	Lambeau Field (Green Bay Packers)
9.3%	Gillette Stadium (New England Patriots)
7.0%	Qwest Field (Seattle Seahawks)
6.5%	Reliant Stadium (Houston Texans)

## WORLD-CLASS DESIGN DISTINGUISHES UNIVERSITY OF PHOENIX STADIUM FROM ALL OTHERS

Since its inception, the goal for University of Phoenix Stadium was to set a new design standard for all sports facilities. Back in 1997, it was decided to explore the possibility of retaining an internationally-known high-design architect for the project. With the assistance of Michael Rushman, an expert in land use planning and real estate development who has been involved in many complex design projects, the team met with John Meunier, then Dean of ASU's College of Architecture and Environmental Design. Meunier helped prepare a list of more than a dozen candidates from around the world. Preliminary interviews uncovered one among that number who has been a life-long, passionate football fan and is considered one of the most influential architects of the 20th century – Peter Eisenman. In order to test their belief that such a choice would result in a precedent-setting design, the team convened a 90-day design exercise involving two teams – one being a traditional sports architecture firm and the other a pairing of Eisenman with a second traditional sports architecture firm. When the conceptual designs were presented at the end of the exercise, it was clear that the team's faith in the potential of design had been rewarded. Eisenman's proposal was stunning – unlike anything already on the landscape.



The years that followed presented many challenges as the team worked to line up financing, shepherd necessary state legislation, and secure a site. All the while, Eisenman Architects continued to work on all aspects of the project – including site selection and, of course, the design of the building itself. The building design evolved as the program for the project evolved. To further assist with the design

the team also retained the services of HOK Sport, the renowned sports architecture firm that has designed more NFL stadiums than any other. When the Glendale location was ultimately selected, the Cardinals again demonstrated their commitment to delivering a unique and world-class project when they directed Mr. Eisenman to start from scratch and come up with a new exterior design for the structure that would reflect the specific site conditions encountered in Glendale. Eisenman's final pass resulted in the scintillating silver metallic skin that envelops the entire facility in a series of gentle curves. Even at the early stages of completion, motorists traveling the 101 freeway began to witness the building's promise. The Cardinals were insistent on taking their commitment to excellent design beyond simply the building architecture and to the actual fan experience. To this end they have been working





with Urban Earth Design, CMX Engineering and Eisenman Architects to develop a site plan that will do far more than simply provide a place for 14,000 vehicles to park. This plan complements the building's architecture and provides a raft of amenities for fans attending events at the facility as well as those who will live, work and shop in the nearby area. To complete these efforts with respect to both the building and site, the Cardinals retained Pentagram – one of the world's leading graphic design firms for the past quarter century. Michael Gericke, Jim Biber and their talented team of designers are working on a package of environmental graphic design, wayfinding, and interior design features that will complement the

building's architecture and provide that festival atmosphere that is so much a part of events like Cardinals home games, the Fiesta Bowl and Super Bowl. By making their priorities clear from the outset and then by acting decisively and consistently the Cardinals assembled an unparalleled team of designers who delivered a project unlike anything seen before among U.S. sports venues. Michael Bidwill, who served as the organization's point person on the project, and his father, Bill, took every step possible to ensure that the venue is not only a state-of-the-art facility for the Cardinals and their fans but a significant and enduring contribution to the ever-evolving urban landscape of the Valley of the Sun.



## SPORTSMAN'S PARK

The area that surrounds and encompasses University of Phoenix Stadium is known as Sportsman's Park. The 160-acre region includes car parks, grass areas and other open space available to the public. "We wanted to extend the fan experience and standard of design excellence from the stadium to the site and provide an unparalleled site environment to enhance the pre and post game experience for our fans," offered Cardinals President Michael Bidwill. "We also needed to give this special place a name. We chose 'Sportsman's Park' which connotes the significance of the football stadium and the unique park-like setting of the site." Sportsman's Park features over 20 acres of turf, including an eight-acre public area called the Great Lawn, as well as on-site car parks which will



handle over 14,000 vehicles, and an abundance of trees and other landscape appointments native to the area. The Cardinals teamed up with award winning landscape architect Michael Dollin of Urban Earth Design to create a design aimed to generate the ultimate fan experience.

### Great Lawn

A tree-lined expanse of grass covering eight acres, the Great Lawn extends west from 95th Avenue to the Loop 101. The lawn stretches over 1,000 feet and is designed for use by fans while tailgating at games or to use during other activities outside the stadium. Surrounding the Great Lawn is a 50-foot wide promenade. In addition to the uninterrupted expanse of grass, the Great Lawn includes areas for vendors and musicians.

## SUPER BOWL XLII THE MOST WATCHED EVENT IN TELEVISION HISTORY

The first-ever Super Bowl at University of Phoenix Stadium – last February's thriller between the Giants and Patriots – recorded the largest audience in television history, with 148.3 million people tuning in nation-wide. It drew nearly four million more viewers than Super Bowl XXXVIII between New England and Carolina in 2004.

Super Bowls dominate the list of the most watched programs in U.S. history, holding 19 of the top 20 spots. The only non-Super Bowl on the top 20 list was the 1983 M\*A\*S\*H\* finale that holds the 18th spot.

Super Bowl XLII was not just a hit in the U.S. either, with rating jumps of 51% in the United Kingdom where the BBC aired the game, a 63% jump in market share in France, 24% jump in Canada and nine percent increase in Mexico.



### Top Five Television Programs in History (all Super Bowls)

SB	Date	Teams	Viewers (millions)
1. XLII	Feb. 3, 2008	NY Giants/New England	148.3
2. XXXVIII	Feb. 1, 2004	New England/Carolina	144.4
3. XL	Feb. 5, 2006	Pittsburgh/Seattle	141.4
4. XLI	Feb. 4, 2007	Indianapolis/Chicago	139.8
5. XXXVII	Jan. 26, 2003	Tampa Bay/Oakland	138.9



## PAT TILLMAN MEMORIAL

The plaza surrounding University of Phoenix Stadium is known as the Pat Tillman Freedom Plaza, in honor of the former Cardinals safety who was killed in action on April 22, 2004 while serving his country as a member of the elite Army Ranger unit. Fans attending home games can visit the Pat Tillman Memorial located



at the northwest side of the plaza. The memorial includes a large white bronze sculpture of Tillman on the eastern side and a circular reflection pond on its western side. The sculpture is approximately eight-feet tall, weighs over 500 pounds, and took nearly nine months to complete. After an extensive search, the Cardinals selected artists Omri Amrany and Gary Tillery to create the sculpture. The sculptors consulted

with the team and Pat's wife, Marie, who worked to select the image of Tillman that would best convey his character and spirit. Serving as a backdrop to the sculpture is a nine-foot tall curved wall made of black concrete that measures 42 feet across, symbolic of Tillman's jersey number at Arizona State. The brim-

ming pool of water on the western side consists of a large 60-foot circular pond made of black concrete and stainless steel. Intended to create a pool of tranquility, it has a surface area of 2,300 square feet. To the west of the memorial is a grove of 40 Oak trees that symbolizes the jersey number Tillman wore as an Arizona Cardinal and the entire area is surrounded by a grove of Ash and Oak trees.

## UNIVERSITY OF PHOENIX SECURES NAMING RIGHTS

On September 26, 2006 the Cardinals and University of Phoenix announced an exclusive, multi-year agreement with University of Phoenix to become the team's naming rights partner. It marked the first time a National Football League venue was named after an educational institution. University of Phoenix, the largest private university in the United States, agreed to invest an average of \$7.7 million per year for 20 years in exchange for naming rights, signage and a

variety of advertising, marketing and merchandising opportunities. In addition, the alliance enables the University - already international in scope - to reach an even greater number and diversity of potential students, while staying grounded in its hometown community.

University of Phoenix was founded 30 years ago, and serves students both on-line and with 191 campuses and learning centers in 39 states and four foreign nations.

**UNIVERSITY  
OF PHOENIX  
STADIUM**



## UNIVERSITY OF PHOENIX STADIUM SEATING



## 2008 SEASON TICKET PRICES

TERRACE LEVEL	PRICE PER GAME	RING OF HONOR LEVEL	PRICE PER GAME**	MAIN LEVEL	PRICE PER GAME**	CLUB LEVEL	PRICE PER GAME**
TERRACE MAIN	\$70	ROH SIDELINES	\$92.50	MAIN SIDELINES	\$92.50	CLUB SIDELINES	\$400
TERRACE SIDELINES	\$60	ROH CORNERS/ENDZONE	\$70	MAIN CORNERS	\$70	CLUB GOAL LINE	\$250
TERRACE CORNERS	\$40			MAIN ENDZONE	\$60	CLUB CORNERS	\$140
TERRACE ENDZONE	\$25						

## 2008 SINGLE GAME TICKET PRICES

TERRACE LEVEL	PRICE PER GAME	RING OF HONOR LEVEL	PRICE PER GAME**	MAIN LEVEL	PRICE PER GAME**	CLUB LEVEL	PRICE PER GAME**
TERRACE MAIN	\$80	ROH SIDELINES	\$102.50	MAIN SIDELINES	\$112.50	CLUB SIDELINES	N/A
TERRACE SIDELINES	\$70	ROH CORNERS/ENDZONE	\$80	MAIN CORNERS	\$90	CLUB GOAL LINE	N/A
TERRACE CORNERS	\$50			MAIN ENDZONE	\$80	CLUB CORNERS	N/A
TERRACE ENDZONE	\$50						

\*\* As part of the Arizona Sports & Tourism Authority's stadium and site finance package, a \$4.75 per game Facility Use Fee ("FUF") will be added to the cost of each ticket for Cardinals games and other major events at the stadium. The FUF will increase each year by \$0.25.

# UNIVERSITY OF PHOENIX STADIUM PARKING



**WE** West Preferred Express Carpark Use **RED** Entry

**NP** North Preferred Carpark Use **RED** Entry

**EP** East Preferred Express Carpark Use **GREY** Entry

**W** West General Carpark Use **ORANGE** Entry

**E** East General Carpark Use **GREEN** Entry

**F** F Field Carpark All Oversized Vehicles Use **GREEN** Entry

**BLU** Blue Lot Entry Via Glendale Avenue At 95th And 93rd Avenues

**WHT** White Lot Entry Via 99TH Avenue



## CARDINALS CHEERLEADERS

Whether it's performing at all Arizona Cardinals' home games, community service involvement, appearances at other sporting and civic events, or just signing autographs, the Arizona Cardinals Cheerleaders are recognized throughout the country for their talent, exciting dance routings, and professionalism.



Arabia, Kuwait, Bosnia, Egypt, Greenland, Kosovo, Bahrain, and China.

Through their talent, showmanship, enthusiasm, and dedication to their community and country, the cheerleaders have established themselves as an integral part of the Cardinals' organization.

The cheerleaders have performed throughout the United States, Mexico, and Canada. At the invitation of the Pentagon, the cheerleaders also have entertained U.S. military troops in Saudi

Arabia, Kuwait, Bosnia, Egypt, Greenland, Kosovo, Bahrain, and China. The cheerleaders are available for community service events, civic events, meetings, conventions, or special occasions. Call the Cardinals (602/379-0101) for more information.



## BIG RED

### Biography

**Hatched:** October 4, 1998

**Home:** University of Phoenix Stadium

**Height:** 6'-4"

**Wingspan:** Seven feet

**Position:** Center (of attention!)

**Favorite Foods:** Bird seed and gummi worms (no chicken wings)

**Favorite Song:** "Bird Is The Word"

**Off The Field:** Big Red can be found throughout Arizona at schools, charity events, and birthday parties.





YOUR

FOOTBALL

STATION!

## CARDINALS BROADCASTING

### Cardinals On The Radio

In June of 2007, the Cardinals and Bonneville/KTAR renewed their three year contract, ensuring that fans will again be able to hear the team's radio programming on Sports 620 KTAR through 2010. Cardinals games will be simulcast on Sports 620 KTAR (AM) and News Talk 92.3 KTAR (FM). Sports 620 KTAR will also air pre-game and postgame programming for every contest as well as non game day programming that includes the Big Red Rage with Bertrand Berry. If there is a scheduling conflict with the Suns or Diamondbacks, all of the Cardinals game day programming will air on News Radio 92.3 KTAR while the baseball or basketball game will be carried on Sports 620 KTAR.

Calling the play-by-play for his seventh straight season with the Cardinals will be Dave Pasch. He joined the Cardinals in 2002 after three seasons as the football and basketball voice of Syracuse University. In addition to Cardinals broadcasts, Pasch can be seen on ESPN calling college football and



**Dave Pasch**



**Ron Wolfley**



**Paul Calvisi**

basketball as well as NBA, Arena Football, and WNBA action.

Joining Pasch for his fourth year as the radio analyst will be Ron Wolfley, a four-time Pro Bowl selection and special teams standout with the Cardinals, who selected him in the fourth round of the 1985 draft. One-half of the "Doug and Wolf Show" on Sports 620 KTAR, the

Buffalo, NY native played collegiately at West Virginia before enjoying a 10-year NFL career with the Cardinals (1985-91), Browns (1992-93) and Rams (1995).

Sports 620 KTAR Radio personality and Cardinals Reporter Paul Calvisi will return to offer sideline commentary on the game broadcasts.



### Spanish Radio

In 2000, the Cardinals became the first professional team in Arizona to offer all games - pre-season and regular season, home and away - on Spanish radio. For the third season, those broadcasts can be heard on 710 ESPN Deportes Radio in Phoenix.

The broadcast team of Gabriel Trujillo (play-by-play), Luis Zendejas (analyst), and former Cardinals offensive lineman Rolando Cantu (analyst) will be back again in 2008. A former kicker at Arizona State, Zendejas played three seasons in the NFL (1987-89) with the Cowboys and Eagles. In addition to his radio work with the Cardinals, Zendejas also serves as the team's Senior Director of Community Relations.



**Gabriel Trujillo**



**Luis Zendejas**



**Rolando Cantu**

Cantu played with the Cardinals for two seasons (2005-06), and during the 2005 season, he became the first Mexican born non-kicker to ever take the field in an NFL regular season game. In addition to his broadcast duties, Cantu is also the team's Manager of International Business Ventures.

New in 2008 will be a one hour Spanish language pre-game show, hosted by Trujillo, Zendejas, and Cantu.



## Game-Day Radio Programming

There will be three hours of pre-game radio programming for Cardinals games in 2008. A one hour program called "The KIA NFL Kickoff Show" will precede the two-hour "Arizona Cardinals Pre Game Huddle". The show will be hosted by former NFL center Bill Lewis and Darren Urban of azcardinals.com. Lewis played with the Raiders (1986-88), Cardinals (1990-92) and Patriots (1993) and currently serves as the Cardinals Manager of Alumni Relations.

The "Pre Game Huddle" is hosted by Paul Calvisi

## Weekday Programming

Returning to the airwaves every week during the season is the "Big Red Rage with Bertrand Berry," featuring Paul Calvisi, Ron Wolfley, Cardinals defensive end Bertrand Berry, and

## Cardinals On Television

Fans will once again be able to catch Cardinals television programming on ABC 15 (KNXV-TV) and FSN Arizona. ABC 15 will carry the live preseason broadcasts, and FSN Arizona will show replays of those contests (check local listings for times).

New in 2008 is the preseason television broadcast team of Mike Goldberg and Bill Lewis. For the past five years, Goldberg has served as host of Fox Sports Net's College Football Saturday as well as

with analysis provided by former Cardinals Pro Bowl wide receiver Rob Moore and former Cardinals linebacker Rob Fredrickson. The group will also be joined by Coach Hank Kuhlmann, who tutored running backs, tight ends, and special teams in his 11 seasons with the Cardinals. Kuhlmann boasts 39 years of coaching experience at the college and professional levels.

"Cardinal Talk," a post-game call-in show hosted by Lewis, can be heard immediately following each contest on Sports 620 KTAR. Cardinal Talk allows fans to give their opinion on each game and hear expert analysis from Moore, Fredrickson, and Kuhlmann.

many special guests. The show highlights the latest news surrounding the Arizona Cardinals and the NFL. Check [www.azcardinals.com](http://www.azcardinals.com) for show times and location.

ACC Sunday Night Hoops. Since 1997, Goldberg has served as the play-by-play announcer of the Ultimate Fighting Championship and hosts. "UFC Unleashed" on Spike TV.

Fans should also tune to ABC 15, AZTV, and FSN Arizona throughout the regular season to watch Maximum Cardinals, presented by Alltel Wireless, a 30-minute magazine style show hosted by FSN's Jody Jackson.



## CARDINALS RADIO AFFILIATES

Name	Call Letters	Station City	Name	Call Letters	Station City
KTAR	92.3 FM	Phoenix	KRVZ	1400 AM	Show Low
KTAR	620 AM	Phoenix	KBSZ	1250 AM	Wickenburg
KATO	1230 AM	Thatcher	KTAN	1420 AM	Sierra Vista
KAZM	780 AM	Sedona	KVNA	600 AM	Flagstaff
KBLU	560 AM	Yuma	KZUA	92.1 FM	Holbrook
KDDL	94.3 FM	Prescott Valley	KIKO	1340 AM	Miami
KDEF	1150 AM	Albuquerque	KRVZ	1400 AM	Springerville
KNTR	980 AM	Lake Havasu	KCUB	1290 AM	Tucson
KQNA	1130 AM	Prescott			



## NFL CONTACTS

National Football League, 280 Park Ave., New York, NY 10017. Tel: (212) 450-2000.

**Joe Browne**, Exec VP Communications & Public Affairs; **Greg Aiello**, VP Public Relations;  
**Leslie Hammond**, Dir. Media Services; **Brian McCarthy**, Dir. of Corporate Communications;  
**Mike Signora**, Dir. of Media Relations and International Communications;  
**Randall Liu**, NFC Information Mgr.; **Corry Rush**, AFC Information Mgr.

**ARIZONA CARDINALS**

Mark Dalton, Chris Melvin,  
 Mike Helm, Nate LoCascio  
 8701 S. Hardy Drive  
 Tempe, AZ 85284-2800  
 (602) 379-0101  
 Fax (602) 379-1821

**ATLANTA FALCONS**

Reggie Roberts, Frank Kleha,  
 Ted Crews, Matt Conti  
 4400 Falcon Parkway  
 Flowery Branch, GA 30542  
 (770) 965-3115  
 Fax (770) 965-2766

**BALTIMORE RAVENS**

Kevin Byrne, Chad Steele,  
 Marisol Renner, Patrick Gleason  
 1 Winning Dr.  
 Owings Mills, MD 21117  
 (410) 701-4000  
 Fax (410) 701-4100

**BUFFALO BILLS**

Scott Berchtold, Chris Jenkins,  
 Matt Heidt, Dominic Rinelli  
 One Bills Drive  
 Orchard Park, NY 14127  
 (716) 648-1800  
 Fax (716) 648-3202

**CHARLOTTE PANTHERS**

Charlie Dayton, Deedee Mills,  
 Steven Drummond, Colin Murray  
 800 South Mint Street  
 Charlotte, NC 28202-1502  
 (704) 358-7000  
 Fax (704) 358-7615

**CHICAGO BEARS**

Jim Christman, Mike Corbo,  
 Cary Dahman  
 1000 Football Drive  
 Lake Forest, IL 60045  
 (847) 295-9657  
 Fax (847) 615-2387

**CLEVELAND BROWNS**

Bill Bonsiewicz,  
 Ken Mather, Amy Palcic  
 76 Lou Groza Blvd.  
 Berea, OH 44017-0146  
 (440) 891-5000  
 Fax (440) 891-5089

**CINCINNATI BENGALS**

Jack Brennan, PJ Combs,  
 Inky Moore  
 One Paul Brown Stadium  
 Cincinnati, OH 45202-3492  
 (513) 621-3550  
 Fax (513) 455-8740

**DALLAS COWBOYS**

Rich Dalrymple, Scott Aguinek,  
 Jancy Briles  
 One Cowboys Parkway  
 Irving, TX 75063  
 (972) 556-9959  
 Fax (972) 556-9918

**DENVER BRONCOS**

Jim Saccomano, Patrick Smyth,  
 Dave Gaylinn, Rebecca Villanueva  
 13655 Broncos Parkway  
 Littleton, CO 80112  
 (303) 649-9000  
 Fax (303) 649-0562

**DETROIT LIONS**

Matt Barnhart, Deanna Caldwell,  
 Ben Manges  
 222 Republic Drive  
 Allen Park, MI 48101  
 (313) 216-4000  
 Fax (313) 216-4226

**GREEN BAY PACKERS**

Jeff Blumb, Sarah Quick,  
 Adam Loubard  
 1265 Lombardi Avenue  
 Green Bay, WI 54304  
 (920) 569-7500  
 Fax (920) 569-7201

**HOUSTON TEXANS**

Tony Wylie, Kevin Cooper,  
 Zac Emmons  
 Two Reliant Park  
 Houston, TX 77054  
 (832) 667-2004  
 FAX: (832) 667-2188

**INDIANAPOLIS COLTS**

Craig Kelley, Vernon Cheek,  
 Justin Dickens  
 7001 West 56th Street  
 Indianapolis, IN 46254  
 (317) 297-2658  
 Fax (317) 388-0982

**JACKSONVILLE JAGUARS**

Dan Edwards, Ryan Robinson,  
 Hunter Robinson, Alisa Abbott  
 One Stadium Place  
 Jacksonville, FL 32202  
 (904) 633-6000  
 Fax (904) 633-6055

**KANSAS CITY CHIEFS**

Bob Moore, Pete Moris,  
 Brad Kuhbander  
 One Arrowhead Drive  
 Kansas City, MO 64129  
 (816) 920-9300  
 Fax (816) 923-4719

**MIAMI DOLPHINS**

Harvey Greene,  
 Neal Gulkis  
 7500 SW 30th Street  
 Davie, FL 33314  
 (954) 452-7010  
 Fax (954) 452-7055

**MINNESOTA VIKINGS**

Bob Hagan,  
 Tom West  
 9520 Viking Drive  
 Eden Prairie, MN 55344  
 (952) 828-6500  
 Fax (952) 828-6540

**NEW ENGLAND PATRIOTS**

Stacey James,  
 Casey O'Connell  
 Gillette Stadium  
 Foxborough, MA 02035  
 (508) 543-8200  
 Fax (508) 543-9053

**NEW ORLEANS SAINTS**

Greg Benschel, Ricky Zeller,  
 Doug Miller  
 5800 Airline Drive  
 Metairie, LA 70003  
 (504) 731-1799  
 Fax (504) 731-1888

**NEW YORK GIANTS**

Peter John-Baptiste,  
 Avis Roper  
 Giants Stadium  
 East Rutherford, NJ 07073  
 (201) 935-8111  
 Fax (201) 935-8493

**NEW YORK JETS**

Bruce Speight, David Tratner,  
 Jared Winley, Meghan Gilmore  
 1000 Fulton Avenue  
 Hempstead, NY 11550  
 (516) 560-8157  
 Fax (516) 560-8197

**OAKLAND RAIDERS**

Mike Taylor  
 1220 Harbor Bay Parkway  
 Alameda, CA 94502  
 (510) 864-5000  
 Fax (510) 864-5160

**PHILADELPHIA EAGLES**

Derek Boyko, Bob Lange,  
 Ryan Nissan  
 One NovaCare Way  
 Philadelphia, PA 19145  
 (215) 463-2500  
 Fax (215) 339-6745

**PITTSBURGH STEELERS**

Dave Lockett,  
 Burt Lauten  
 3400 South Water Street  
 Pittsburgh, PA 15203  
 (412) 432-7800  
 Fax (412) 432-7878

**ST. LOUIS RAMS**

Rick Smith, Artis Twyman,  
 Ryan Anderson  
 One Rams Way  
 St. Louis, MO 63045  
 (314) 982-7267  
 Fax (314) 770-9261

**SAN DIEGO CHARGERS**

Bill Johnston, Scott Yoffe,  
 Jamaal LaFrance, Jen Rojas  
 4020 Murphy Canyon Rd.  
 San Diego, CA 92123  
 (858) 874-4500  
 Fax (858) 292-2760

**SAN FRANCISCO 49ERS**

Aaron Salkin, Jason Jenkins,  
 Ryan Moore, Kyle McRae  
 4949 Centennial Blvd.  
 Santa Clara, CA 95054  
 (408) 562-4949  
 Fax (408) 727-2760

**SEATTLE SEAHAWKS**

Dave Pearson, Lane Gammel  
 Virginia Mason Athletic Complex  
 12 Seahawks Way  
 Renton, WA 98056  
 (425) 203-8000  
 Fax (425) 203-8027

**TAMPA BAY BUCCANEERS**

Jeff Kamis, Jason Wahlers,  
 Dan Berglund  
 One Buccaneer Place  
 Tampa, FL 33607  
 (813) 870-2700  
 Fax (813) 387-6317

**TENNESSEE TITANS**

Robbie Bohren, Dwight Spradlin,  
 Jared Puffer  
 460 Great Circle Road  
 Nashville, TN 37228  
 (615) 565-4000  
 Fax (615) 565-4105

**WASHINGTON REDSKINS**

Zack Bolno, William Norman,  
 Michael Pehanich  
 21300 Redskin Park Drive  
 Ashburn, VA 20147  
 (703) 726-7000  
 Fax (703) 726-7086

## TRAINING FACILITY

While the Cardinals home games moved from the East Valley to the West Valley in 2006, the team continues to train and maintain its corporate headquarters at the South Tempe facility that opened in 1990.

Covering 14.7 acres of land that was formerly a cotton field, the Cardinals' facility opened in September of 1990. The 94,000 square-foot state-of-the-art facility sports desert building materials, and three and one-half acres of Southwestern (Sonoran) desert landscaping.

Possessing many characteristics that distinguish it as both a football facility and an Arizona landmark, the showcase complex has won numerous architectural and landscape awards. In the spring of 1996, it also served as a location for the filming of "Jerry Maguire" starring Tom Cruise.

The facility incorporates local materials such as copper, desert brick, and clay tile, complemented by desert landscaping which integrate into the natural surroundings.

Environmentally sensitive, it utilizes passive solar energy to light offices and corridors while employing masonry and shadow to eliminate heat.

The interior joins many important concepts. Specificity of design is reflected in the workout areas on the first level where a number of planned activities can occur simultaneously.



Facilities are situated along a logical traffic pattern to accommodate a progressive flow of activities.

The first floor consists of player facilities that include the training area, an auditorium, locker room, hydrotherapy (15-player in-floor jacuzzi and cold plunge) and spa rooms, indoor/outdoor weight-training room, offensive and defensive meeting rooms, and film/videotape rooms. They open to three

playing fields - one of which is lighted - on nearly five acres of land.

The second and third floors comprise the administration and operations areas that include the coaching staff's offices. On the second and third floors, natural lighting and breezeways combine with advanced communications technology to create the most flexible office space possible.

The main building is flanked by a two-story attached building that includes a public area, the ticket office, and the media relations department.

Tifway 419 sod, the same hybrid used for golf course putting greens and the University of Phoenix Stadium playing surface, covers seven and one-half acres on the east side of the building and includes three laser-leveled side-by-side practice fields. Underneath lies a complex lateral piping, sub-drainage system constructed with drainage tiles that accommodate as much as three inches of rain water that can be drained from all three fields, making them playable within three hours.



The Cardinals' training facility in south Tempe has housed the franchise's day-to-day operations since 1990.



## TRAINING CAMP

The Cardinals annually trek 150 miles north of Phoenix to the cool climate of Flagstaff, Arizona, Northern Arizona's largest city located at one of America's highest city elevations. The excellent facilities of Northern Arizona University (N.A.U.) provide the team's pre-season training camp home.

While Phoenix temperatures range somewhere between hot and hotter in late July and August, the Cardinals benefit from Flagstaff's 7,200-foot altitude that consistently produces daytime temperatures in the upper 70s and low 80s. On average, summer temperatures in Flagstaff reach 90 degrees only three days per year.

Flagstaff is situated in the Coconino National Forest, the largest continuous stand of ponderosa pines in the world. It also serves as the county



seat for Coconino County, the second largest county in the nation with 12 million acres.

Flagstaff's name is derived from a tall pine tree made into a flagpole in 1876 to celebrate the Declaration of Independence Centennial.

The picturesque N.A.U. campus arguably provides the National Football League's most scenic training-camp venue. The Cardinals' three practice fields literally were carved from pine trees with the San Francisco Peaks, the highest points in Arizona at 12,633 feet, serving as an unrivaled backdrop and a photographer's delight.

N.A.U.'s 15,000-seat Walkup Skydome also offers the Cardinals flexibility if the occasional summertime afternoon showers interfere with practice schedules.



## 2008 TRAINING CAMP SCHEDULE

The Arizona Cardinals Football Club will report to N.A.U. the night of Wednesday, July 23 and begin practice on Friday, July 25. The Cardinals will break camp on Thursday, August 21.

In all, the team will conduct a total of 30 practices during their four-week stay in Flagstaff.

On Saturday, August 2 the Cardinals will host a special "Red & White" outdoor practice from 11:15 AM until 1:35 PM. The practice will be preceded by a full-team autograph session and conclude with a live goal-line session.

Once again, the Cardinals will have a pair of Wednesday night practices that will be held on July 30 and August 13 from 7:05-9:15 PM at Lumberjack Stadium on N.A.U.'s campus.

Date	Practice Time	Date	Practice Time
Friday, 7/25/08	9:05-10:30 AM	Tuesday, 8/5/08	3:05-5:15 PM
	3:05-5:15 PM	Wednesday, 8/6/08	9:00-10:00 AM (Walk Thru)
Saturday, 7/26/08	3:05-5:15 PM	Sunday, 8/10/08	3:45-5:30 PM
Sunday, 7/27/08	3:05-5:15 PM	Monday, 8/11/08	9:05-10:30 AM
Monday, 7/28/08	9:05-10:30 AM		3:05-5:15 PM
	3:05-5:15 PM	Tuesday, 8/12/08	3:05-5:15 PM
Tuesday, 7/29/08	3:05-5:15 PM	Wednesday, 8/13/08	9:05-10:30 AM
Wednesday, 7/30/08	9:05-10:30 AM		7:05-9:15 PM
	7:05-9:15 PM		(Lumberjack Stadium)
	(Lumberjack Stadium)	Thursday, 8/14/08	3:05-5:15 PM
Thursday, 7/31/08	3:05-5:15 PM	Friday, 8/15/08	9:00-10:00 AM (Walk Thru)
Friday, 8/1/08	9:05-10:30 AM	Monday, 8/18/08	3:05-5:15 PM
	3:05-5:15 PM	Tuesday, 8/19/08	3:05-5:15 PM
Saturday, 8/2/08	11:15 AM-1:35 PM	Wednesday, 8/20/08	9:05-10:30 AM
Monday, 8/4/08	9:05-10:30 AM		3:05-5:15 PM
	3:05-5:15 PM	Thursday, 8/21/08	8:15-10:00 AM

Note: Practice times are subject to change and fans are encouraged to check the team's official website [www.azcardinals.com](http://www.azcardinals.com) for the most up-to-date practice info.

## INDEX

100-Yard Receiving Games . . . . .	271-272	Draft History . . . . .	421-427
100-Yard Rushing Games . . . . .	270	Draftees by School . . . . .	427
1947 Championship Team . . . . .	302-303	Equipment Staff (Bios) . . . . .	42-43
2008 NFL Calendar . . . . .	8	Final Statistics, 2007 . . . . .	246-247
2008 NFL Schedule . . . . .	430-432	First Down Records, Team . . . . .	289-290
2008 Schedule . . . . .	1	Flex Scheduling . . . . .	433
300-Yard Passing Games . . . . .	273	Franchise History . . . . .	300-305
Adele Harris, En Memoriam . . . . .	3	Fumble Records, Individual . . . . .	287
Administrative Staff Headshots . . . . .	44-48	Fumble Records, Team . . . . .	295
All-time Opponents . . . . .	187	Game Summaries, 2007 . . . . .	254-261
All-NFL/Postseason Awards . . . . .	414-417	Game-By-Game Stats, 2007 . . . . .	252-253
All-Time Results . . . . .	332-380	Goodell Visits Cardinals . . . . .	20
Alphabetical Roster, All-Time . . . . .	308-317	Graves, Rod . . . . .	8
Annual Results . . . . .	331	Hall of Famers . . . . .	305
Annual Statistical Leaders . . . . .	392-396	Head Coaches . . . . .	405
Annual Turnover Differential . . . . .	397	Hottest/Coldest Games (1960-2007) . . . . .	404
Assistant Coaches (1936-2007) . . . . .	405-406	Interception Records, Individual . . . . .	282-283
Athletic Training Staff (Bios) . . . . .	39-42	Interception Records, Team . . . . .	293
Bidwill, Michael (Bio) . . . . .	7	Kickoff Return Records, Individual . . . . .	286
Bidwill, William V. (Bio) . . . . .	6	Kickoff Return Records, Team . . . . .	294-295
Big Red . . . . .	448	Longest Plays . . . . .	269-269
Cardinal Shutouts, All-Time . . . . .	398-399	Longevity Records, Individual . . . . .	287
Cardinals Broadcasting . . . . .	450-451	Miscellaneous Records, Team . . . . .	295
Cardinals Charities . . . . .	436-437	Miscellaneous Stats, 2007 . . . . .	264
Cardinals Cheerleaders . . . . .	434-435	Neighborhood MVP-Kurt Warner . . . . .	217
Cardinals Directory . . . . .	4-5	NFL/Cardinals Attendance Record . . . . .	35
Cardinals Home Stadiums . . . . .	142	NFL Policy For Retractable Roofs . . . . .	433
Cardinals In The Community . . . . .	436-437	NFL PR Contacts . . . . .	452
Cardinals In The Playoffs . . . . .	296	Numerical Roster, All-Time . . . . .	318-329
Cardinals Quarterbacks . . . . .	402	Opponent Shutouts, All-Time . . . . .	398-399
Cardinals Players Birthdays . . . . .	54	Overtime Games . . . . .	412-413
Cardinals Prep Academy . . . . .	64	Participation, 2007 . . . . .	262-263
Cardinals Ring of Honor . . . . .	407-408	Passing Records, Individual . . . . .	278-280
Coaches, Assistant (Bios) . . . . .	12-32	Passing Records, Team . . . . .	291-293
Combined Yardage Records, Individual . . . . .	282	Pat's Run . . . . .	48
Daylight Saving Time . . . . .	55	Penalty Records, Team . . . . .	293
Defensive Statistics, 2007 . . . . .	248-250	PFWA Honors Fitzgerald . . . . .	262
Defensive Touchdowns (1960-2007) . . . . .	400-401	Player of the Week, 1984-2007 . . . . .	411

**INDEX (CONT.)**

Postseason Records, Individual . . . . .	296-298	Single-Game-Bests, Passing Yards . . . . .	267
Postseason Records, Team . . . . .	298-300	Single-Game-Bests, Receiving Yards . . . . .	267
Preseason Results . . . . .	381-385	Single-Game-Best, Rushing Yards . . . . .	266-267
Preseason Results, All Time . . . . .	385	Single-Game-Bests, Sacks . . . . .	267
Prime Time Games . . . . .	403	Special Teams Touchdowns (1960-2007) . . . . .	401
Pro Bowlers, Alphabetical . . . . .	410	Starting Lineups, 2007 . . . . .	251
Pro Bowlers, By Year . . . . .	409	Super Bowl Field . . . . .	34
Pro Personnel . . . . .	33-39	Team-by-Team Results . . . . .	386-391
Punt Return Records, Individual . . . . .	284-285	Team Captains . . . . .	171
Punt Return Records, Team . . . . .	294	Thanksgiving Games . . . . .	404
Punting Records, Individual . . . . .	284	The Last Time . . . . .	418-420
Punting Records, Team . . . . .	294	Total Yards Records, Team . . . . .	290
Quarterback Sacks . . . . .	283	Training Camp . . . . .	454
Radio Affiliates . . . . .	451	Training Facility . . . . .	453
Receiving Records, Individual . . . . .	280-282	Two-Point Conversions, All-Time . . . . .	399
Retired Jerseys . . . . .	330	University Of Phoenix Stadium . . . . .	438-445
Rookie at Hall of Fame . . . . .	235	University Of Phoenix Stadium Seating . . . . .	446
Rushing Records, Individual . . . . .	276-277	University Of Phoenix Stadium Parking . . . . .	447
Rushing Records, Team . . . . .	291	Upcoming Super Bowls . . . . .	117
Scoring Records, Individual . . . . .	274-275	Video Staff (Bios) . . . . .	43
Scoring Records, Team . . . . .	288-289	Whisenhunt, Ken (Bio) . . . . .	9-11
Schoenfeld Memorial Press Box . . . . .	105	Year-by-Year League Defensive Rankings . . . . .	410
Season Ticket Prices . . . . .	446	Year-by-Year League Offensive Rankings . . . . .	409

**CARDINALS MEDIA RELATIONS CONTACTS**

**Mark Dalton** . . . . . Vice President, Media Relations  
 Office Direct Phone . . . . . 602/379-1720  
 Office E-mail . . . . . mdalton@cardinals.nfl.net

**Chris Melvin** . . . . . Media Relations Manager  
 Office Direct Phone . . . . . 602/379-1882  
 Office E-mail . . . . . cmelvin@cardinals.nfl.net

**Mike Helm** . . . . . Media Relations Coordinator  
 Office Direct Phone . . . . . 602/379-1647  
 Office E-mail . . . . . mhelm@cardinals.nfl.net

**Nate LoCascio** . . . . . Media Relations Assistant  
 Office Direct Phone . . . . . 602/379-1620  
 Office E-mail . . . . . nlocascio@cardinals.nfl.net

**Amber Kelley** . . . . . Administrative Assistant  
 Office Direct Phone . . . . . 602/379-1724  
 Office E-mail . . . . . akelley@cardinals.nfl.net

**Media Relations FAX** . . . . . 602/379-1821

**2008 Media Guide Credits:** Written and edited by the Arizona Cardinals media relations department: Mark Dalton, Chris Melvin, Mike Helm, Amber Kelley and Nate LoCascio with special acknowledgement to all past Cardinals public and media relations staff members who have contributed to this publication through the years. Primary photography provided by team photographer Gene Lower. Special editorial and statistical assistance provided by Santo Labombarda and the Elias Sports Bureau as well as Pete Fierle and the Pro Football Hall of Fame. Additional research assistance from T.J. Troup. Design and printing by Mike Chavez of Ben Franklin Press.

**ARIZONA  
 CARDINALS**

# With My Circle You call the plays.

The other guys just make a lot of noise.

With My Circle, from Alltel Wireless, you choose how much unlimited you pay for. Pick any 5, 10 or 20 numbers and get unlimited free calling on any network. Even add lines and share all that unlimited calling with the family. Switch today, and take advantage of the calling plan that changed the game.



get unlimited calling to  
any 5, 10 or 20 numbers  
on any network



**Cardinal Fan Alerts**  
text **Cardinals** to 141414  
or visit [alltel.com/alerts](http://alltel.com/alerts)  
to sign up today!

Official Wireless Provider  
for the Arizona Cardinals



The Official Wireless  
Partner of Fans<sup>SM</sup>

[alltel.com](http://alltel.com)

**My Circle:** Available to new & existing customers on current select rate plans. Minimum rate plan of \$49.99 for 5 Circle Plan numbers; \$59.99 for 10 numbers; \$99.99 for 20 numbers. For Smart Choice Pack customers, minimum rate plan of \$69.99 for 5 Circle Plan numbers; \$89.99 for 10 numbers; \$139.99 for 20 numbers. My Circle numbers must be shared among all lines on the primary account. Not available on prepaid plans. Customer may not designate own wireless or voice mail number, Directory Assistance or 900 numbers as any of the available numbers. Calls must begin & end in your plan's calling area. Designated numbers must be within the U.S. Feature may be discontinued at the discretion of Alltel. Allow 24 hours for changes to Your Circle numbers to become effective. Restrictions apply to Business & Prepaid customers. See representative for details. **Additional Information:** Offers are subject to the Alltel Terms & Conditions for Communications Services available at any Alltel store or [alltel.com](http://alltel.com). ©2008 Alltel Communications, LLC. All rights reserved.

**THIS IS OUR HOUSE.  
GAME ON.**



University of Phoenix | [phoenix.edu](http://phoenix.edu)

**UNIVERSITY  
OF PHOENIX  
STADIUM**



**ARIZONA CARDINALS 2008 MEDIA GUIDE**